

KYLEE JOHNSON  
#3 • JUNIOR

TAYLOR PIPKINS  
#22 • SOPHOMORE

JULIA KNOWLER  
#12 • JUNIOR

ABBY DUNNING  
#4 • GRADUATE

JAMISON BROCKENBROUGH  
#9 • SENIOR

MACEY CINTRON  
#16 • SOPHOMORE

MARIAN COLLINS  
#5 • SOPHOMORE

# 2026 CLEMSON SOFTBALL



# TABLE OF CONTENTS

BIOS	
Blizzard, Ben (Graduate Assistant)	34
Jamieson, Kyle (Associate Head Coach)	32
Murphy, Jeannie (Director of Operations)	34
Players, 2026	21-29
Repole, Katie (Assistant Coach)	33
Rittman, John (Head Coach)	30-31
Roby, Taylor (Director of Player Development)	34
Torres, Kelly (Graduate Assistant)	34
Wieligman, Ryan (Assistant Coach)	33

CLEMSON SOFTBALL INFORMATION	
Games, Milestones	14
In the ACC	15
In the Pros	19
Media Information	2
National Awards & Honors	16
Polls, All-Time	60
Quick Facts	3
Results, Opponent All-Time Game-By-Game	52-54
Roster, 2025 Numerical & Alphabetical	6
Roster, 2025 Position	7
Roster, 2025 TV	5
Schedule, 2025	4

Stadium, McWhorter	17-18
Timeline, Clemson Softball	8-13

RECORDS	
ACC Academic Honor Roll	64
ACC Stat Leaders	65
All-ACC Academic	64
All-ACC Selections	63
All-America Tiger Stats	66
Attendance, Top 20	56
Class Records	44
Easton/NFCA All-America Scholar Athletes	64
Honors & Awards	63
Individual Career Stats	61-62
Individual Record	36-40
Individual Records, Miscellaneous	41-42
Letterwinners	67
NCAA Top 25 Stats Rankings	65
Postseason Results	51
Results, Against All Opponents	55
Results by Date	56
Results, Miscellaneous	57-60
Results, Opponent All-Time Game-By-Game	52-54
Team Records	46-48

Team Records, Miscellaneous	48
Winning Streaks	60
Year-by-Year Coaching Record	66
Year-by-Year Results	49-50
Yearly Batting & Fielding Stats	45
Yearly Pitching Stats	45
Yearly Stat Leaders	43

## MEDIA GUIDE CREDITS

The 2026 Clemson softball media guide was designed, written and edited by **Valerie Johnson**, associate director of athletic communications. Statistical, editorial and graphic assistance provided by **Anna Ruane** and **Dixie Mayfield**. The cover design was done by **Blaze Watson**.



# MEDIA INFORMATION

## ACC MEDIA RELATIONS

**Bailey Grossetti** is the softball media relations contact for the ACC office. She can be reached at [bgrossetti@acc.org](mailto:bgrossetti@acc.org).

## ATHLETIC COMMUNICATIONS ADDRESS

Our address is Jervey Athletic Center; 100 Perimeter Road; P.O. Box 31; Clemson, SC 29633.

## CREDENTIALS

Members of the working press who desire a media credential to a Clemson softball home game should contact **Valerie Johnson** in the Clemson athletic communications office at [vjohns4@clemson.edu](mailto:vjohns4@clemson.edu). Seating for writers can be found on the third level of the McWhorter Stadium press box behind home plate in the main room (farthest door to the right when facing the field). There is also room for each team's radio network. Credentials are issued on a game-by-game basis only. Online credential requests will open on the Monday prior to each game. Members of the media must request a pass at least one day prior to each game/series to ensure admittance.

## EMAIL DISTRIBUTION LIST

Notes, stats, stories and other information are emailed out on a series basis from the athletic communications office. Contact **Valerie Johnson** ([vjohns4@clemson.edu](mailto:vjohns4@clemson.edu)) to be put on the email list.

## INTERNET SERVICES

The press box features the most up-to-date wireless internet services.

## RIITMAN AVAILABILITY

The best time to reach Head Coach **John Rittman** is weekday mornings. Please contact **Valerie Johnson** at [vjohns4@clemson.edu](mailto:vjohns4@clemson.edu) to set up an interview with **Rittman**.

## PARKING

Members of the media are directed to park in the Jervey Athletic Center parking lot adjacent to McWhorter Stadium or in Jervey Meadows beyond the outfield fence. There is also parking available in the McFadden Building parking lot, located on the hill above Doug Kingsmore Stadium or in Memorial Stadium's West endzone parking lot (P5).

## PHOTOGRAPHER POSITIONS

There are designated concrete areas in each team's dugout that photographers can shoot from. Any flooring that has a black foam pad is **OFF LIMITS** to external media. Positions are on a first-come, first-serve basis.

\*No external media outlet is allowed to go past the field entrance point in each dugout. No media outlet is allowed on the field or playing surface prior to- or during- the game.

## PLAYER AVAILABILITY

Player interviews are conducted before a particular practice on days when the team does not have a game. Please notify **Valerie Johnson** if you plan to attend practice. If attendance at practice is not possible, the athletic communications office can set up a phone/zoom interview. Campus and cell phone numbers for players are not provided.

## POSTGAME INTERVIEWS

Postgame interviews for Tiger coaches and players take place in the atrium on the second story of McWhorter Stadium. **Valerie Johnson** will escort team members from the locker room, which is closed to the media, to the second-story atrium for interviews after a cooling-off period.

To access the interview area, enter the player facility at the second-story door that faces the playing surface above the first-base dugout. Please see the opponent's athletic communications contact for its postgame interview procedure on the field, which will take place near the third-base dugout.

## POSTGAME STATS

A final box score is provided to the media for all games at McWhorter Stadium. A final box score and a game story are emailed after the conclusion of every game. For any other requests, see **Valerie Johnson** or another member of the Clemson athletic communications staff prior to the end of the game.

## PRESS ENTRANCE

Enter McWhorter Stadium at the gate behind home plate under the press box. The stadium has an elevator and stairs leading up to the press box behind the grandstands.

## SOCIAL MEDIA

The official Clemson softball social media accounts for X, Instagram and Facebook can all be found by following [@ClemsonSoftball](https://www.instagram.com/ClemsonSoftball).

## WEBSITE

Clemson box scores, releases, statistics, bios, live stats, videos, pictures, graphics, highlights and other items are all available on the internet. Find us online at [ClemsonTigers.com](http://ClemsonTigers.com).

## WILL-CALL

The media will-call gate is located at the home-plate entrance.

# QUICK FACTS

## GENERAL INFORMATION

Institution	Clemson University
Nickname	Tigers
Location	Clemson, S.C. 29633
Colors	Tiger Orange & Regalia
Founded	1889
Enrollment	29,077
President	Dr. James P. Clements (UMBC '85)
Director of Athletics	Graham Neff (Georgia Tech '06)
Conference	Atlantic Coast Conference
Stadium (Capacity)	McWhorter Stadium (Natural Grass) (2,116)
Field Dimensions	LL - 200, C - 220, RL - 205
Ticket Office Phone Number	864-656-2118 or 1-800-CLEMSON

## SOFTBALL STAFF

Head Coach	<b>John Rittman</b> (New Mexico State '86)
Record at Clemson (2020-Pres.)	237-78 (.752)
ACC Record (2020-Pres.)	100-36 (.735)
Overall Record (1996-Pres.)	988-430-3 (.696)
Associate Head Coach	<b>Kyle Jamieson</b> (Brock University '97, Nipissing University '98)
Assistant Coach	<b>Katie "Crash" Repole</b> (Louisiana '16)
Assistant Coach	<b>Ryan Wieligman</b> (Henderson State '20)
Director of Softball Operations	<b>Jeannie Murphy</b> (Oklahoma '10, Concordia University Irvine '14)
Director of Player Development	<b>Taylor Roby</b> (Louisville '23, Clemson '25)
Graduate Assistant	<b>Kelly Torres</b> (Duke '24)
Graduate Assistant	<b>Ben Blizzard</b> (Georgia '25)
Associate AD/Sport Supervisor	<b>Natalie Honnen</b> (Florida '03, '05)
Athletic Trainer	<b>Dylan Taylor</b> (FGCU '17, USF '19)
Strength & Conditioning Coach	<b>Andrew Long</b> (CSU, Chico '22, '24)

## ATHLETIC COMMUNICATIONS INFORMATION

Mailing Address	P.O. Box 31; Clemson, S.C. 29633
Overnight Address	Jervy Athletic Center; 100 Perimeter Road; Clemson, S.C. 29633
Website	ClemsonTigers.com
X/Instagram/Facebook	@ClemsonSoftball
Assoc. Dir. of Ath. Comm & Softball Contact	Valerie Johnson (Central Michigan '18) Cell Phone - 712-269-4149 Email - vjohns4@clemson.edu
Sr. Associate AD / Communications	Jeff Kallin (Clemson '07) Office Phone - 864-656-1920 Email - kallin@clemson.edu

## PROGRAM HISTORY

First Year of Softball	2020
All-Time Record (through 2025)	237-78 (.752)
All-Time Record in McWhorter Stadium	134-28 (.827)
All-Time ACC Record	100-36 (.735)
Last NCAA Tournament Appearance	2025
NCAA Tournament Appearances	5
Regional Appearances (Last)	5 (2025)
Super Regional Appearances (Last)	3 (2025)
ACC Regular-Season Championships	1 (2021)
ACC Tournament Championships	1 (2025)



MACEY CINTRON BECAME THE SECOND PLAYER IN PROGRAM HISTORY TO HIT A HOME RUN IN HER FIRST COLLEGIATE AT BAT

## 2026 TEAM INFORMATION

Letterwinners Returning	13
Letterwinners Lost	9
2025 Starting Position Players Returning (6)	Jamison Brockenbrough (CF), Macey Cintron (DP), Marian Collins (SS), Kylee Johnson (LF), Julia Knowler (1B), Taylor Pipkins (RF)
2025 Starting Position Players Lost (5)	Reese Basinger (RHP), Alex Brown (3B), Brooke McCubbin (RHP), Maddie Moore (2B), Aby Vieira (C)
2025 All-Americans Returning (0)	--
2025 All-Americans Lost (1)	Maddie Moore (2B)
2025 All-ACC Players Returning (3)	Jamison Brockenbrough (3rd)
	Macey Cintron (FotY, 1st, All-Freshman), Marian Collins (All-Freshman)
2025 All-ACC Players Lost (4)	Reese Basinger (PitY, 1st), Alex Brown (1st) Brooke McCubbin (3rd), Maddie Moore (1st)
2025 Newcomers (11)	Sarah Breaux (Fr.), Sophia Burmeister (Fr.), Kiley Channell (Fr.), Keira Crosby (Fr.), Abby Dunning (Gr.), Lexie Hames (Fr.), Corri Hicks (So.), Maddie Johnson (Fr.), Sierra Maness (Jr.), Mac Pavese (Fr.), Sarah Rocheleau (Fr.)

## RETURNING LEADERS BASED ON 2025 STATS

Batting Average	Marian Collins (.366)
Games	Marian Collins & Macey Cintron (62)
Runs	Jamison Brockenbrough (44)
Hits	Marian Collins & Julia Knowler (63)
Doubles	Julia Knowler (19)
Triples	Multiple (1)
Home Runs	Julia Knowler (15)
RBI's	Julia Knowler (62)
Stolen Bases	Jamison Brockenbrough & Kylee Johnson (8)
ERA	Macey Cintron (2.25)
Wins	Macey Cintron (8)
Appearances	Macey Cintron (23)
Saves	Macey Cintron (2)
Innings Pitched	Macey Cintron (62.1)
Strikeouts	Macey Cintron (48)

## 2025 REVIEW

Record Overall	48-14
Home	27-7
Away	14-5
Neutral	7-5
ACC Regular-Season Record (Finish)	19-5 (Second)
ACC Tournament Record (Finish)	3-0 (First)
NCAA Tournament Record	4-2
	3-0 in Clemson Regional
	1-2 in Austin Super Regional
Best Final Ranking	9 (Softball America & D1 Softball)
Best Weekly Ranking	10 by Softball America
Record vs. Top-25 Ranked Teams	10-8

## 2025 TOP-25 NCAA STAT FINISHES

Team/Player	Category	Stat	Rank
Clemson	Doubles	105	4
Reese Basinger	Games Started	35	6
Clemson	Walks	255	7
Clemson	Hits	549	9
Alex Brown	Runs	70	10
Clemson	Doubles Per Game	1.69	10
Clemson	Runs	439	11
Clemson	Runs Batted In	404	11
Julia Knowler	Doubles	19	11
Clemson	Home Runs	85	12
Clemson	W/L Percentage	.774	12
Reese Basinger	Pitching Appearances	44	12
Brooke McCubbin	Saves	5	13
Maddie Moore	RBI's Per Game	1.25	15
Alex Brown	Runs Per Game	1.13	16
Maddie Moore	Runs Batted In	71	16
Maddie Moore	Total Bases	148	16
Clemson	RBI's Per Game	6.52	17
Clemson	Scoring	7.08	17
Clemson	Slugging Percentage	.553	17
Alex Brown	Hits	81	18
Clemson	HR Per Game	1.37	18
Clemson	ERA	2.62	19
Clemson	Sac Flies	24	19
Clemson	On-Base Percentage	.420	20
Maddie Moore	Hits	79	21
Clemson	WHIP	1.27	24

# 2026 SCHEDULE

Date	Day	Opponent	Location	Watch	Time (ET)
Feb. 5	Thu	1 SE Louisiana	Clearwater, Fla.	Gamechanger	7 p.m.
Feb. 6	Fri	1 Oregon	Clearwater, Fla.	Gamechanger	4 p.m.
		1 Liberty	Clearwater, Fla.	Gamechanger	7 p.m.
Feb. 7	Sat	1 Auburn	Clearwater, Fla.	MLB Network	4 p.m.
Feb. 8	Sun	1 Michigan State	Clearwater, Fla.	Gamechanger	10 a.m.
<b>Feb. 10</b>	<b>Tue</b>	<b>Furman</b>	<b>McWhorter Stadium</b>	<b>ACCNX</b>	<b>6 p.m.</b>
Feb. 12	Thu	2 at Texas State	San Marcos, Texas		6 p.m.
Feb. 13	Fri	2 Arkansas	San Marcos, Texas		5:45 p.m.
		2 BYU	San Marcos, Texas		8 p.m.
Feb. 14	Sat	2 Wichita State	San Marcos, Texas		4:30 p.m.
Feb. 15	Sun	2 Arkansas	San Marcos, Texas		11 a.m.
Feb. 18	Wed	at Charlotte	Charlotte, N.C.		5 p.m.
<b>Clemson Classic: Days 1 &amp; 2:</b> Four team round-robin; <b>Day 3:</b> Championship and Consolation Games					
<b>Feb. 20</b>	<b>Fri</b>	<b>3 Lipscomb</b>	<b>McWhorter Stadium</b>	<b>ACCNX</b>	<b>12:30 p.m.</b>
		<b>3 Coastal Carolina</b>	<b>McWhorter Stadium</b>	<b>ACCNX</b>	<b>3 p.m.</b>
<b>Feb. 21</b>	<b>Sat</b>	<b>3 Baylor</b>	<b>McWhorter Stadium</b>	<b>ACCNX</b>	<b>3 p.m.</b>
<b>Feb. 22</b>	<b>Sun</b>	<b>3 TBA - 4th vs. 3rd (OR) 2nd vs. 1st</b>	<b>McWhorter Stadium</b>	<b>ACCNX</b>	<b>12:30 p.m.</b>
Feb. 25	Wed	at Georgia	Athens, Ga.		TBA
<b>Tiger Invitational: Days 1 &amp; 2:</b> Four team round-robin; <b>Day 3:</b> Championship and Consolation Games					
<b>Feb. 27</b>	<b>Fri</b>	<b>4 Wofford</b>	<b>McWhorter Stadium</b>	<b>ACCNX</b>	<b>12:30 p.m.</b>
		<b>4 Georgia Southern</b>	<b>McWhorter Stadium</b>	<b>ACCNX</b>	<b>3 p.m.</b>
<b>Feb. 28</b>	<b>Sat</b>	<b>4 Mississippi State</b>	<b>McWhorter Stadium</b>	<b>ACCNX</b>	<b>3 p.m.</b>
<b>Mar. 1</b>	<b>Sun</b>	<b>4 TBA - 4th vs. 3rd (OR) 2nd vs. 1st</b>	<b>McWhorter Stadium</b>	<b>ACCNX</b>	<b>12:30 p.m.</b>
<b>Mar. 4</b>	<b>Wed</b>	<b>College of Charleston</b>	<b>McWhorter Stadium</b>	<b>ACCNX</b>	<b>6 p.m.</b>
<b>Mar. 6</b>	<b>Fri</b>	<b>* Georgia Tech</b>	<b>McWhorter Stadium</b>	<b>ACCNX</b>	<b>6 p.m.</b>
<b>Mar. 7</b>	<b>Sat</b>	<b>* Georgia Tech</b>	<b>McWhorter Stadium</b>	<b>ACCNX</b>	<b>1 p.m.</b>
<b>Mar. 8</b>	<b>Sun</b>	<b>* Georgia Tech</b>	<b>McWhorter Stadium</b>	<b>ACCN</b>	<b>6 p.m.</b>
<b>Mar. 10</b>	<b>Tue</b>	<b>Winthrop</b>	<b>McWhorter Stadium</b>	<b>ACCNX</b>	<b>6 p.m.</b>
<b>Mar. 13</b>	<b>Fri</b>	<b>* Louisville</b>	<b>McWhorter Stadium</b>	<b>ACCNX</b>	<b>5 p.m.</b>
<b>Mar. 14</b>	<b>Sat</b>	<b>* Louisville</b>	<b>McWhorter Stadium</b>	<b>ACCNX</b>	<b>1 p.m.</b>
<b>Mar. 15</b>	<b>Sun</b>	<b>* Louisville</b>	<b>McWhorter Stadium</b>	<b>ACCNX</b>	<b>Noon</b>
Mar. 17	Tue	at Western Carolina	Cullowhee, N.C.		5 p.m.
Mar. 20	Fri	* at Notre Dame	South Bend, Ind.		6 p.m.
Mar. 21	Sat	* at Notre Dame	South Bend, Ind.		1 p.m.
Mar. 22	Sun	* at Notre Dame	South Bend, Ind.		Noon
Mar. 25	Wed	at South Carolina	Columbia, S.C.	SECN	7 p.m.
<b>Mar. 27</b>	<b>Fri</b>	<b>* Florida State</b>	<b>McWhorter Stadium</b>	<b>ACCNX</b>	<b>6 p.m.</b>
<b>Mar. 28</b>	<b>Sat</b>	<b>* Florida State</b>	<b>McWhorter Stadium</b>	<b>ACCN</b>	<b>Noon</b>
<b>Mar. 29</b>	<b>Sun</b>	<b>* Florida State</b>	<b>McWhorter Stadium</b>	<b>ACCN</b>	<b>6 p.m.</b>
<b>Mar. 31</b>	<b>Tue</b>	<b>Gardner-Webb</b>	<b>McWhorter Stadium</b>	<b>ACCNX</b>	<b>6 p.m.</b>
Apr. 2	Thu	* at Virginia Tech	Blacksburg, Va.		6 p.m.
Apr. 3	Fri	* at Virginia Tech	Blacksburg, Va.		6 p.m.
Apr. 4	Sat	* at Virginia Tech	Blacksburg, Va.	ACCN	7 p.m.
Apr. 10	Fri	* at Pitt	Pittsburgh, Pa.	ACCN	6 p.m.
Apr. 11	Sat	* at Pitt	Pittsburgh, Pa.		3 p.m.
Apr. 12	Sun	* at Pitt	Pittsburgh, Pa.		Noon
<b>Apr. 14</b>	<b>Tue</b>	<b>South Carolina</b>	<b>McWhorter Stadium</b>	<b>ACCN</b>	<b>6 p.m.</b>
<b>Apr. 17</b>	<b>Fri</b>	<b>* Virginia</b>	<b>McWhorter Stadium</b>		<b>6 p.m.</b>
<b>Apr. 18</b>	<b>Sat</b>	<b>* Virginia</b>	<b>McWhorter Stadium</b>		<b>1 p.m.</b>
<b>Apr. 19</b>	<b>Sun</b>	<b>* Virginia</b>	<b>McWhorter Stadium</b>		<b>Noon</b>
<b>Apr. 21</b>	<b>Tue</b>	<b>Presbyterian</b>	<b>McWhorter Stadium</b>		<b>6 p.m.</b>
Apr. 24	Fri	* at Duke	Durham, N.C.		6 p.m.
Apr. 25	Sat	* at Duke	Durham, N.C.	ESPN2	Noon
Apr. 26	Sun	* at Duke	Durham, N.C.	ACCN	5 p.m.
May 6-9		^ ACC Championship	Charlottesville, Va.		TBD
May 15-17		& NCAA Regionals	TBD		TBD
May 22-24		& NCAA Super Regionals	TBD		TBD
May 27-June 5		& NCAA Women's College World Series	Oklahoma City, Okla.		TBD

\* - ACC regular-season game; 1 - NFCA Leadoff Classic; 2 - Bobcat Tournament; 3 - Clemson Classic; 4 - Tiger Invitational; ^ - ACC Championship; & - NCAA Tournament

Note: Home games in **bold**; all times listed are in Eastern Standard Time.

# 2026 TV ROSTER



1

KENNEDY ARIAIL  
Jr. - OF



2

KILEY CHANNELL  
Jr. - INF



3

KYLEE JOHNSON  
Jr. - OF



4

ABBY DUNNING  
Gr. - RHP




5

MARIAN COLLINS  
So. - INF



7

SIERRA MANESS  
Jr. - RHP



8

MADI LARDIZABAL  
Sr. - INF



9

JAMISON BROCKENBROUGH  
Sr. - OF



10

RILEY BURTON  
Jr. - C/UTL



11

MAC PAVESE  
Fr. - 1B/OF



12

JULIA KNOWLER  
Jr. - INF



15

MADDIE JOHNSON  
Fr. - RHP



16

MACEY CINTRON  
So. - RHP/1B



17

AVA WILSON  
So. - OF



20

SAM MINISH  
So. - OF/C



22

TAYLOR PIPKINS  
So. - INF/OF



23

SOPHIA BURMEISTER  
Fr. - C/3B



27

RILEY FENNEL  
So. - OF



33

LEXIE HAMES  
Fr. - RHP



37

SARAH ROCHELEAU  
Fr. - OF



43

KEIRA CROSBY  
Fr. - RHP/UTL




44

OLIVIA DUNCAN  
Jr. - LHP



66

SARAH BREAUX  
Fr. - INF



99

CORRI HICKS  
So. - C/1B



HC

JOHN RITTMAN  
7th Season



AC

KYLE JAMIESON  
7th Season



AC

KATIE "CRASH" REPOLE  
2nd Season



AC

RYAN WIELIGMAN  
2nd Season



DO

JEANNIE MURPHY  
7th Season



PD

TAYLOR ROBY  
3rd Season

# 2026 CLEMSON ROSTER

## NUMERICAL

#	Player	Pos.	B/T	Yr.	Ht.	Hometown	Previous School / High School
1	Kennedy Ariail	OF	R/R	Jr.	5-6	Cumming, Ga.	South Forsyth HS
2	Kiley Channell	INF	R/R	Jr.	5-4	Keystone Heights, Fla.	FAU / Keystone Heights Jr./Sr. HS
3	Kylee Johnson	OF	R/R	Jr.	5-8	Wesley Chapel, Fla.	Wiregrass Ranch HS
4	Abby Dunning	RHP	R/R	Gr.	5-4	Chicago, Ill.	Boston College / Marist HS
5	Marian Collins	INF	L/R	So.	5-11	Marietta, Ga.	Mount Paran Christian School
7	Sierra Maness	RHP	R/R	Jr.	5-7	Woodruff, S.C.	USC Upstate / James F. Byrnes HS
8	Madi Lardizabal	INF	R/R	So.	5-8	Murrieta, Calif.	Murrieta Mesa HS
9	Jamison Brockenbrough	OF	L/R	Sr.	5-8	Locust Grove, Ga.	Tennessee / Locust Grove HS
10	Riley Burton	C/UTL	R/R	Jr.	5-11	Lancaster, S.C.	Legion Collegiate Academy
11	Mac Pavese	1B/OF	L/L	Fr.	5-8	Canton, Ga.	Cherokee HS
12	Julia Knowler	INF	L/R	Jr.	5-9	Fort Myers, Fla.	Fort Myers HS
15	Maddie Johnson	RHP	R/R	Fr.	5-10	Aynor, S.C.	Aynor HS
16	Macey Cintron	RHP/1B	R/R	So.	5-11	Cumming, Ga.	Wesleyan School
17	Ava Wilson	OF	L/R	So.	5-9	Acworth, Ga.	North Paulding HS
20	Sam Minish	OF/C	L/L	So.	5-6	Hull, Ga.	Madison County HS
22	Taylor Pipkins	INF/OF	R/R	So.	5-6	Cumming, Ga.	North Forsyth HS
23	Sophia Burmeister	C/3B	R/R	Fr.	5-9	Poway, Calif.	Poway HS
27	Riley Fennell	OF	R/R	So.	5-8	Oviedo, Fla.	Oviedo HS
33	Lexie Hames	RHP	R/R	Fr.	5-10	Harmony, Pa.	Seneca Valley Sr. HS
37	Sarah Rocheleau	OF	R/R	Fr.	5-10	Fort Mills, S.C.	Catawba Ridge HS
43	Keira Crosby	RHP/UTL	R/R	Fr.	5-7	New Caney, Texas	The Woodlands Christian Academy
44	Olivia Duncan	LHP	R/L	Jr.	5-10	Buford, Ga.	Buford HS
66	Sarah Breaux	INF	R/R	Fr.	5-9	Miami Springs, Fla.	Doral Academy Preparatory Charter HS
99	Corri Hicks	C/1B	R/R	So.	5-9	San Jose, Calif.	Oklahoma / Archbishop Mitty HS

### Head Coach:

### Associate Head Coach:

### Assistant Coach/Recruiting Coordinator:

### Assistant Coach/Technology:

### Director of Operations:

### Director of Player Development:

### Graduate Assistants:

### Athletic Trainer:

### Strength & Conditioning Coach:

### Student Managers:

John Rittman (7th season • New Mexico State '86)

Kyle Jamieson (7th season • Brock University '97, Nipissing University '98)

Katie "Crash" Repole (2nd season • Louisiana '16)

Ryan Wieligman (2nd season • Henderson State '20)

Jeannie Murphy (7th season • University of Oklahoma '10, Concordia University Irvine '14)

Taylor Roby (3rd season • Louisville '23, Clemson '25)

Kelly Torres (2nd Season • Duke '24)

Ben Blizzard (1st Season • Georgia '25)

Dylan Taylor (1st season • FGCU '17, USF '19)

Andrew Long (1st season • CSU, Chico '22, '24)

Mac McLaughlin (4th Season)

Kayleigh Doerflein (3rd Season)

Joe Van Hoy (2nd Season)

Grace Clements

## ALPHABETICAL

#	Player	Pos.	Cl.
1	Kennedy Ariail	OF	Jr.
66	Sarah Breaux	INF	Fr.
9	Jamison Brockenbrough	OF	Sr.
23	Sophia Burmeister	C/3B	Fr.
10	Riley Burton	C/UTL	Jr.
2	Kiley Channell	INF	Jr.
16	Macey Cintron	RHP/1B	So.
5	Marian Collins	INF	So.
43	Keira Crosby	RHP/UTL	Fr.
44	Olivia Duncan	LHP	Jr.
4	Abby Dunning	RHP	Gr.
27	Riley Fennell	OF	So.
33	Lexie Hames	RHP	Fr.
99	Corri Hicks	C/1B	So.
3	Kylee Johnson	OF	Jr.
15	Maddie Johnson	RHP	Fr.
12	Julia Knowler	INF	Jr.
8	Madi Lardizabal	INF	So.
7	Sierra Maness	RHP	Jr.
20	Sam Minish	OF/C	So.
11	Mac Pavese	1B/OF	Fr.
22	Taylor Pipkins	INF/OF	So.
37	Sarah Rocheleau	OF	Fr.
17	Ava Wilson	OF	So.

## PRONUNCIATIONS

#	Name	Pronunciation
1	Kennedy <b>Ariail</b>	AIR-ee-ull
2	Kiley <b>Channell</b>	shuh-NELL
7	Sierra <b>Maness</b>	MAN-ess
8	Madi <b>Lardizabal</b>	lar-dih-ZAH-bull
9	Jamison <b>Brockenbrough</b>	brock-IN-bro
11	Mac <b>Pavese</b>	puh-VAY-see
16	Macey <b>Cintron</b>	SIN-trahn
20	Sam <b>Minish</b>	MIN-ish
23	Sophia <b>Burmeister</b>	BER-my-stir
27	Riley <b>Fennell</b>	fiH-NELL
37	Sarah <b>Rocheleau</b>	RAH-shuh-low
66	Sarah <b>Breaux</b>	bro
	Katie <b>Repole</b>	REP-lee
	Ryan <b>Wieligman</b>	wuh-LIG-man



**Back Row (L to R):** Director of Operations Jeannie Murphy, Assistant Coach Ryan Wieligman, Head Coach John Rittman, Macey Cintron, Olivia Duncan, Sarah Breaux, Maddie Johnson, Lexie Hames, Marian Collins, Sarah Rocheleau, Director of Player Development Taylor Roby, Assistant Coach Katie "Crash" Repole, Associate Head Coach Kyle Jamieson

**Middle Row (L to R):** Graduate Assistant Kelly Torres, Manager Kayleigh Doerflein, Julia Knowler, Ava Wilson, Riley Fennell, Mac Pavese, Jamison Brockenbrough, Madi Lardizabal, Corri Hicks, Sophia Burmeister, Manager Joe Van Hoy, Graduate Assistant Ben Blizzard

**Front Row (L to R):** Sierra Maness, Kiley Channell, Sam Minish, Kennedy Ariail, Kylee Johnson, Abby Dunning, Keira Crosby, Taylor Pipkins, Riley Burton, Manager Mac McLaughlin

# 2026 CLEMSON ROSTER

## CATCHERS

#	Player	Pos.	B/T	Yr.	Ht.	Hometown	Previous School / High School
10	Riley Burton	C/UTL	R/R	Jr.	5-11	Lancaster, S.C.	Legion Collegiate Academy
20	Sam Minish	C/OF	L/L	So.	5-6	Hull, Ga.	Madison County HS
23	Sophia Burmeister	C/3B	R/R	Fr.	5-9	Poway, Calif.	Poway HS
99	Corri Hicks	C/1B	R/R	So.	5-9	San Jose, Calif.	Oklahoma / Archbishop Mitty HS

## INFIELDERS

#	Player	Pos.	B/T	Yr.	Ht.	Hometown	Previous School / High School
2	Kiley Channell	INF	R/R	Jr.	5-4	Keystone Heights, Fla.	FAU / Keystone Heights Jr./Sr. HS
5	Marian Collins	INF	L/R	So.	5-11	Marietta, Ga.	Mount Paran Christian School
8	Madi Lardizabal	INF	R/R	So.	5-8	Murrieta, Calif.	Murrieta Mesa HS
11	Mac Pavese	1B/OF	L/L	Fr.	5-8	Canton, Ga.	Cherokee HS
12	Julia Knowler	INF	L/R	Jr.	5-9	Fort Myers, Fla.	Fort Myers HS
16	Macey Cintron	1B/RHP	R/R	So.	5-11	Cumming, Ga.	Wesleyan School
22	Taylor Pipkins	INF/OF	R/R	So.	5-6	Cumming, Ga.	North Forsyth HS
23	Sophia Burmeister	3B/C	R/R	Fr.	5-9	Poway, Calif.	Poway HS
66	Sarah Breaux	INF	R/R	Fr.	5-9	Miami Springs, Fla.	Doral Academy Preparatory Charter HS
99	Corri Hicks	1B/C	R/R	So.	5-9	San Jose, Calif.	Oklahoma / Archbishop Mitty HS

## OUTFIELDERS

#	Player	Pos.	B/T	Yr.	Ht.	Hometown	Previous School / High School
1	Kennedy Ariail	OF	R/R	Jr.	5-6	Cumming, Ga.	South Forsyth HS
3	Kylee Johnson	OF	R/R	Jr.	5-8	Wesley Chapel, Fla.	Wiregrass Ranch HS
9	Jamison Brockenbrough	OF	L/R	Sr.	5-8	Locust Grove, Ga.	Tennessee / Locust Grove HS
11	Mac Pavese	OF/1B	L/L	Fr.	5-8	Canton, Ga.	Cherokee HS
17	Ava Wilson	OF	L/R	So.	5-9	Acworth, Ga.	North Paulding HS
20	Sam Minish	OF/C	L/L	So.	5-6	Hull, Ga.	Madison County HS
22	Taylor Pipkins	OF/INF	R/R	So.	5-6	Cumming, Ga.	North Forsyth HS
27	Riley Fennell	OF	R/R	So.	5-8	Oviedo, Fla.	Oviedo HS
37	Sarah Rocheleau	OF	R/R	Fr.	5-10	Fort Mills, S.C.	Catawba Ridge HS

## PITCHERS

#	Player	Pos.	B/T	Yr.	Ht.	Hometown	Previous School / High School
4	Abby Dunning	RHP	R/R	Gr.	5-4	Chicago, Ill.	Boston College / Marist HS
7	Sierra Maness	RHP	R/R	Jr.	5-7	Woodruff, S.C.	USC Upstate / James F. Byrnes HS
15	Maddie Johnson	RHP	R/R	Fr.	5-10	Aynor, S.C.	Aynor HS
16	Macey Cintron	RHP/1B	R/R	So.	5-11	Cumming, Ga.	Wesleyan School
33	Lexie Hames	RHP	R/R	Fr.	5-10	Harmony, Pa.	Seneca Valley Sr. HS
43	Keira Crosby	RHP/UTL	R/R	Fr.	5-7	New Caney, Texas	The Woodlands Christian Academy
44	Olivia Duncan	LHP	R/L	Jr.	5-10	Buford, Ga.	Buford HS

## PLAYERS BY STATE

### GEORGIA (9)

1	Kennedy Ariail	Cumming
5	Marian Collins	Marietta
9	Jamison Brockenbrough	Locust Grove
11	Mac Pavese	Canton
16	Macey Cintron	Cumming
17	Ava Wilson	Acworth
20	Sam Minish	Hull
22	Taylor Pipkins	Cumming
44	Olivia Duncan	Buford

### FLORIDA (5)

2	Kiley Channell	Keystone Heights
3	Kylee Johnson	Wesley Chapel
12	Julia Knowler	Fort Myers
27	Riley Fennell	Oviedo
66	Sarah Breaux	Miami Springs

### CALIFORNIA (3)

8	Madi Lardizabal	Murrieta
23	Sophia Burmeister	Poway
99	Corri Hicks	San Jose

### SOUTH CAROLINA (4)

7	Sierra Maness	Woodruff
10	Riley Burton	Lancaster
15	Maddie Johnson	Aynor
37	Sarah Rocheleau	Fort Mills

### ILLINOIS (1)

4	Abby Dunning	Chicago
---	--------------	---------

### PENNSYLVANIA (1)

33	Lexie Hames	Harmony
----	-------------	---------

### TEXAS (1)

43	Keira Crosby	New Caney
----	--------------	-----------



2026 SENIOR CLASS

# CLEMSON SOFTBALL TIMELINE

**March 14, 2017**—Clemson Director of Athletics Dan Radakovich announces the addition of the softball program

**Oct. 6, 2017**—Softball stadium receives initial construction approval from the Clemson University Board of Trustees

**Nov. 3, 2017**—John Rittman selected as the program's first head coach

**Nov. 8, 2017**—Logan Caymol becomes the first Clemson signee

**Dec. 4, 2017**—Kyle Jamieson joins softball staff as Associate Head Coach

**July 10, 2018**—Courtney Breault joins softball staff as Assistant Coach

**July 24, 2018**—Jeannie Murphy joins softball staff as Director of Operations

**Feb. 2, 2019**—Clemson Softball Stadium breaks ground

**July 9, 2019**—Topping Out Ceremony

**July 9, 2019**—ACC and Big Ten announce Clemson as one of six host sites for the 2020 Big Ten/ACC Challenge

**Aug. 26, 2019**—Held first round of individual practices

**Sept. 17, 2019**—Held first official team practice

**Sept. 30, 2019**—Held first team practice on the field of Clemson Softball Stadium

**Oct. 2, 2019**—First scrimmage against Erskine College at Southern Wesleyan University

**Nov. 11, 2019**—Clemson announces its inaugural spring schedule

**Dec. 3, 2019**—The team and coaching staff officially move into the facility full time

**Jan. 24, 2020**—Ribbon-Cutting Ceremony



CLEMSON HAS WELCOMED 241,572 FANS INTO McWHORTER STADIUM SINCE THE INAUGURAL SEASON IN 2020

**Jan. 25, 2020**—Inaugural Fan Day

**Feb. 7, 2020**—Clemson defeated St. John's, 6-2, in its inaugural game, which was held at UCF's Black & Gold Tournament in Orlando, Fla. Freshman RHP Logan Caymol threw out the program's first-ever pitch and earned the win in the circle, while freshman infielder Hannah Goodwin recorded the program's first home run, a three-run shot to opposite right to break a 1-1 tie in the fifth inning.



HEAD COACH JOHN RITTMAN HAS ACCUMULATED A 988-430-3 CAREER RECORD

**Feb. 9, 2020**—After trailing 9-4 entering the top of the sixth, Clemson scored 15 straight runs in the final two innings, including 12 runs in the seventh, to defeat St. John's again by a final score of 19-9 at UCF's Black & Gold Tournament in Orlando, Fla.

**Feb. 12, 2020**—Clemson held its inaugural home opener in a doubleheader against Western Carolina. Senior infielder MK Bonamy recorded the first hit at Clemson Softball Stadium. The Tigers fell, 0-2, in the first contest. Freshman RHP Logan Caymol threw a complete game no-hitter in the nightcap against the Catamounts as Clemson defeated WCU, 8-0, in five innings.

**Feb. 15, 2020**—Clemson defeated Maryland 21-2 at Clemson Softball Stadium in the the Tigers' second game of the 2020 Big 10/ACC Challenge. The game was highlighted by the Tigers scoring 14 runs in the second inning. Junior infielder Bailey Taylor and freshman RHP/UTL Valerie Cagle both hit grand slams in the bottom of the second to make Clemson, which was in its ninth contest as a program at the time, just the seventh program in NCAA Division-I history to record at least two grand slams in a single inning.

**Feb. 18, 2020**—Freshman RHP/UTL Valerie Cagle and freshman RHP Logan Caymol swept ACC Player and Pitcher of the Week awards, respectively. It was the only instance in which two freshmen won both awards in the same week that season.

**Feb. 22, 2020**—Freshman infielder Hannah Goodwin recorded a game-winning two-run home run to break a 5-5 tie against Stetson, which gave Clemson its first-ever win in extra innings (8).

**Feb. 26, 2020**—Clemson earned its first-ever ranked win in a 4-1 victory over then-No. 14 Georgia at Clemson Softball Stadium. After trailing 1-0 in the third, the Tigers capitalized on a four-run fourth inning. Clemson posted six-straight singles in the inning. Freshman RHP/UTL Valerie Cagle earned the win in the circle and recorded 20-of-21 outs in the infield.

**March 1, 2020**—Clemson won its first-ever ACC series after sweeping Virginia at Clemson Softball Stadium. Freshman RHP/UTL Valerie Cagle hit a walk-off home run in the bottom of the seventh to win the first game of the series on Feb. 28. The Tigers won the third and final game of the series, 12-3, in just six innings.

**March 3, 2020**—The National Fastpitch Coaches Association (NFCA) announced Clemson received 10 votes in the fifth edition of the 2020 USA Today/NFCA Division I Top 25 Coaches Poll, marking the first time the program received votes in the poll.

**March 12, 2020**—The NCAA announced the cancellation of all 2019-20 championships due to the coronavirus pandemic (COVID-19). The ACC then suspended all regular-season games, but never rescheduled them.

# CLEMSON SOFTBALL TIMELINE

**2020**— Clemson finished with a 19-8 overall record in its inaugural season that was cut short due to COVID-19. The Tigers won their opening game against St. John's and picked up the first win at home on Feb. 12, 2020 against Western Carolina. The season was highlighted by a 10-game winning streak from Feb. 22 to March 8 that included a win against Georgia inside the Clemson Softball Stadium (now McWhorter Stadium).

**Feb. 5, 2021**— Clemson University Board of Trustees announced the renaming of Clemson Softball Stadium to McWhorter Stadium after Stuart McWhorter '91 and Leigh Anne Hendrix McWhorter, of Nashville, Tenn., pledged a Cornerstone Partner Gift of \$2.5 million to IPTAY and Clemson Athletics.

**Feb. 21, 2021**— Clemson won its first true road series, also its first-ever ACC road series, in a 3-0 series sweep at Georgia Tech (Feb. 20-21).

**March 1, 2021**— Clemson received its first top-25 ranking coming in at No. 25, according to D1Softball.com.

**March 9, 2021**— Clemson cracked the USA Today/NFCA coaches poll for the first time coming in at No. 25.

**March 27, 2021**— Clemson earned its highest ranked win to date against then-No. 11 Duke live on ACC Network at McWhorter Stadium by a final score of 4-1. With the win, the Tigers snapped Duke's then-20 game winning streak, the second-longest winning streak by any Division I softball team at that point.

**April 21, 2021**— Clemson shutout in-state rival South Carolina, 6-0, in Columbia, S.C. in the first-ever meeting between the two teams. The Tigers and South Carolina were scheduled to meet for the first time in 2020, but the matchup was cancelled along with the remainder of the Tigers' inaugural season due to COVID-19.

**May 9, 2021**— In its final game of the 2021 regular season, Clemson clinched the ACC regular-season title with a 19-2 win at Syracuse. The Tigers became the first team in league history to earn the regular-season title in any team's first complete season, and the first Clemson program in school history to secure a regular-season conference championship in its first opportunity to do so. Redshirt freshman Alia Logoleo went 4-for-4 at the plate with three homers (grand slam, three-run and two-run homers) and a double, and tallied 10 RBIs, the most by a Division I player in a regular-season contest in 2021. Logoleo's 10 RBIs also marked the most by any player against a Power-5 opponent since May 7, 2015.

**May 11, 2021**— Redshirt freshman Valerie Cagle was named the 2021 ACC Player and Freshman of the Year to become the first player in softball league history to garner ACC Player or Pitcher of the Year while also being crowned ACC Freshman of the Year. Head Coach John Rittman was also tabbed the league's Coach of the Year.

**May 15, 2021**— Clemson made its first appearance in the ACC title game after securing a pair of 2-0 wins over Georgia Tech (May 13) and then-No. 20 Virginia Tech (May 14) in the ACC Championship quarterfinals and semifinals, respectively, at Ulmer Stadium in Louisville, Ky. The Tigers fell 1-0 to then-No. 21 Duke in the championship final.

**May 16, 2021**— Clemson secured its first NCAA Regional berth after being selected to the Tuscaloosa Regional. In addition to the Tigers, Alabama, Troy and Alabama State were also named to the regional site in Tuscaloosa, Ala.

**May 21, 2021**— Clemson secured its first NCAA Regional win in an 8-0 victory over Troy, which lasted just five innings due to the NCAA's eight-run rule. The Tigers homered four times, including two from starting pitcher Valerie Cagle, who tallied 10 strikeouts.

**June 2, 2021**— Redshirt freshman Valerie Cagle was named the first Tiger to become a NFCA All-American garnering second team honors.

**2021**— The Tigers finished with a 44-8 record on the year, including a 29-5 ACC record that led to the program being crowned the ACC Regular Season Champions in its first complete year of action. Clemson made its first appearance in the ACC Tournament Championship game and was selected to its first NCAA postseason being the No. 2 seed in the Tuscaloosa Regional. The NFCA ranked the Tigers as high as No. 18 in the final rankings. Valerie Cagle became the first softball player in league history to be crowned both the ACC Player and ACC Freshman of the Year, while John Rittman was named the ACC Coach of the Year. Cagle rounded out postseason honors by becoming the first All-American.

**Feb. 7, 2022**— Clemson received its first preseason rankings, being ranked in the top-15 by all major polls: USA Today/NFCA, ESPN/USA Softball, D1Softball.com and Softball America.

**Feb. 20, 2022**— Clemson upset then-No. 6/5 Washington in Clearwater, Fla. at the St. Pete/Clearwater Elite Invitational for the first top-10 win in program history. Valerie Cagle struck out 10 batters in the circle and hit a solo home run as the Tigers shutout the Huskies, 2-0.

**Feb. 22, 2022**— Clemson earned its first-ever single-digit ranking, clocking in at No. 9 on ESPN/USA Softball's weekly poll.



MCKENZIE CLARK (2024) IS THE LONE TIGER SOFTBALL PLAYER TO DATE TO RECORD AN INSIDE THE PARK HOME RUN

**Feb. 26, 2022**— Sophomore McKenzie Clark hit Clemson's first inside the park home run against Akron in the morning game of the Clemson Classic. Clark dropped a ball into right center and was able to round the bases to cross home two strides before the ball was thrown in to the catcher.

**March 1, 2022**— Clemson extended its home-winning streak to 21 games at McWhorter Stadium with a 6-0 victory against Gardner-Webb. The streak dated back to March 27, 2021 against Duke (4-1).

**March 8, 2022**— Seniors Marissa Guimbarda and Cammy Pereira were named two of the 30 Senior CLASS Award candidates. Clemson was one of two programs to have multiple athletes selected as candidates.

# CLEMSON SOFTBALL TIMELINE

**March 13, 2022**— Clemson softball played its 100th game in program history. Clemson shutout Illinois behind a then-career high 11 strikeouts from sophomore left hand pitcher Millie Thompson. Softball paced itself to tie the best start by any program at Clemson tying women's tennis with a 78-22 record.

**March 19, 2022**— The then-No. 17/15 Clemson Tigers upset then-No. 13/8 Duke Blue Devils in run-rule fashion defeating Duke in five-innings with a 10-2 victory.

**May 1, 2022**— Clemson defeated Georgia Tech on Senior Day, 3-2, for the program's 100th victory, accomplishing the feat in only 130 games. Softball was the second-fastest program at Clemson to reach the milestone, trailing only women's tennis (128 games).

**May 13, 2022**— The Tigers earned their highest ranked victory to date by upsetting then-No. 2/2 Virginia Tech, 4-1, in the ACC Semifinal in Pittsburgh, Pa.

**May 14, 2022**— Clemson made its second appearance in the ACC title game in as many years after securing wins over Notre Dame (7-3 on May 12) and then-No. 2/2 Virginia Tech (4-1 on May 13) in the ACC Championship quarterfinals and semifinals, respectively, at Vartabedian Field in Pittsburgh, Pa. The Tigers fell, 8-6, to then-No. 3/3 Florida State in the championship final.

**May 15, 2022**— Clemson and McWhorter Stadium were selected to host a NCAA Regional for the first time as the No. 10 National Seed hosting Louisiana, Auburn and UNCW in the Clemson Regional.



MILLIE THOMPSON  
FINISHED HER CAREER  
WITH A 44-13 RECORD IN  
THE CIRCLE, INCLUDING  
TWO SHUTOUTS IN THE  
2022 CLEMSON REGIONAL

**May 20, 2022**— Sophomore left hand pitcher Millie Thompson pitched a no-hitter to open the 2022 Clemson Regional in front of a then-record-setting 1,760 crowd at McWhorter Stadium. Thompson threw only 49 pitches in the 9-0 run-rule victory against UNCW.

**May 22, 2022**— Clemson advanced out of its first NCAA Regional after run-ruling Louisiana, 8-0, in the Clemson Regional Championship. The victory completed the regional sweep with wins after the Tigers also picked up wins over Auburn (1-0) and UNCW (9-0).

**May 26, 2022**— Clemson appeared in its first NCAA Super Regional playing the No. 7 National Seed Oklahoma State Cowgirls at the Stillwater Super Regional.

**June 1, 2022**— Redshirt sophomore Valerie Cagle was named softball's first Tiger to become a NFCA First Team All-American, earning All-America honors in back-to-back seasons.

**June 7, 2022**— Graduate transfer Sam Russ was selected as a Third Team Academic All-America softball team by CoSIDA to become the first Clemson softball player to earn Academic All-America honors.

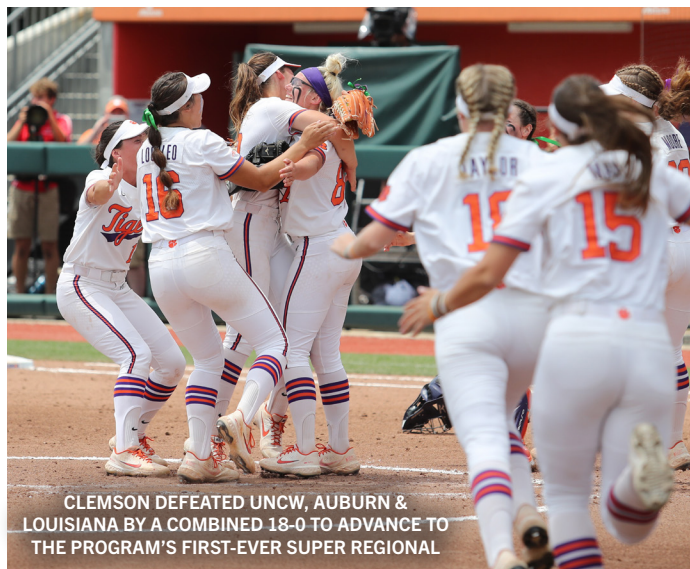
**June 21, 2022**— John Rittman and Clemson reached a new five-year contract agreement, keeping him at Clemson through the 2027 season.

**2022**— Continuing to take strides forward, the Clemson Tigers finished the 2022 season with a 42-17 record and ranked as high as No. 16 in the NFCA poll. The Tigers put up a 14-10 ACC record during the regular season and defeated No. 2 Virginia Tech in the ACC Semifinals to advance to their second ACC Title game in two years. With eight victories against top 25 opponents, Clemson garnered its first postseason hosting berth after being selected as the No. 11 seed where they cruised to three victories against UNCW, Auburn and Louisiana to advance to the program's first super regional. The 2022 season saw the 100th game in program history as well as the 100th victory as a team, both occurring in McWhorter Stadium. Sophomore Millie Thompson threw the program's first postseason no-hitter, while sophomore McKenzie Clark hit the program's first inside the park home run earlier in the season. Valerie Cagle continued to make postseason history by earning NFCA First Team All-America honors, while graduate transfer Sam Russ was named the program's first Academic All-American.

**February 10, 2023**— Clemson tallied a program-record 19 hits in the 11-2 victory against Georgia State in the second game of the 2023 season. 11 Tigers contributed to Clemson's record with junior McKenzie Clark leading the way going 4-for-4 with a home run. Redshirt junior Alia Logoleo followed by going 3-for-4, and graduate Caroline Jacobsen hit two home runs.

**February 17, 2023**— The No. 7/6 Tigers welcomed a then-record setting 1,982 fans to McWhorter Stadium when Clemson run-ruled No. 14/11 Northwestern, 15-2, in five innings to open the 2023 home slate. The game was the seventh-straight game with double-digit hits after recording 15 during the game.

**February 18, 2023**— The Clemson Tigers tied a program-record with seven stolen bases against UIC. The Tigers had set the record the previous week by stealing seven against Ohio State. Junior McKenzie Clark tied the individual program record against UIC by stealing three.



CLEMSON DEFEATED UNCW, AUBURN &  
LOUISIANA BY A COMBINED 18-0 TO ADVANCE TO  
THE PROGRAM'S FIRST-EVER SUPER REGIONAL

**March 8, 2023**— Redshirt junior Valerie Cagle threw the program's first perfect game. She retired all 15 batters she faced, including eight strikeouts, for a five-inning perfect game. The righty threw just 51 pitches with 40 strikes and never reached a three-ball count during the contest. Clemson won the game, 18-0. She became the eighth Division I player to throw a perfect game in 2023.

**March 24, 2023**— Redshirt junior Valerie Cagle threw an immaculate inning tossing only nine pitches to strikeout all three batters in the second inning at Georgia Tech — one of the rarest feats to ever happen in baseball and softball as it had only happened 114 times in MLB history as of this date.

# CLEMSON SOFTBALL TIMELINE

**April 17, 2023**— Graduate Caroline Jacobsen was drafted in the fifth round (20th overall pick) by the USSSA Pride during the Women's Professional Fastpitch Draft to become the first Clemson softball player to be drafted professionally.

**May 10, 2023**— For the second time of her career, redshirt junior Valerie Cagle was named the ACC Player of the Year. It was her fourth postseason ACC nod. She also finished the regular season as a six-time ACC Player/Pitcher of the Week (three at player, three at pitcher). Caroline Jacobsen, Alia Logoleo, Ally Miklesh and Millie Thompson joined her as All-ACC selections.

**May 14, 2023**— Clemson was selected as the No. 16 National Seed and hosted Auburn, Cal State Fullerton and UNC Greensboro in the Clemson Regional. This marked the second time in the program's short history that Clemson was selected as a host, and the third-consecutive year (every year the program has been eligible) the Tigers have made a postseason appearance.

**May 21, 2023**— Clemson defeated Auburn to be crowned Regional Champions and advance for the second-consecutive year to a Super Regional.

**May 30, 2023**— Redshirt junior Valerie Cagle was crowned the 2023 USA Softball Collegiate Player of the Year. She became the fourth ACC player to earn the award and gave the league its first selection since 2014. She is also the 14th Clemson student-athlete to earn a National Player of the Year honor and the second woman, joining Brianna Rollins from track and field. She finished the season with numerous honors that can all be found using her bio here.



VALERIE CAGLE THREW CLEMSON'S FIRST PERFECT GAME VS. MERCER IN 2023. CAGLE WENT ON TO BE CROWNED ACC PLAYER OF THE YEAR AND USA SOFTBALL PLAYER OF THE YEAR THAT SEASON

**May 31, 2023**— Redshirt junior Valerie Cagle became a two-time NFCA First Team All-American, a unanimous selection, and the first Rawlings Gold Glove (pitcher) recipient for the program.

**June 6, 2023**— Graduate Caroline Jacobsen became the second Academic All-American in program history being crowned by College Sports Communicators (CSC).



ALIA LOGOLEO GRADUATED IN 2024 AS A FIVE-TIME ALL-ACC SELECTION

**June 22, 2023**— Head Coach John Rittman and Valerie Cagle were selected to represent Clemson with the USA Softball Women's National Team at the 2023 Japan All-Star Series

**2023** — Climbing as high as No. 9 in the final NFCA rankings, Clemson made its second super regional appearance in as many years during the 2023 season. With a final record of 49-12, including 18-6 in ACC action, the Tigers position themselves as a powerhouse on the national stage. After expanding McWhorter Stadium, the Tigers welcomed in record-breaking fans game after game during the year to once again sit at the top of the ACC in total and average attendance. In postseason play, Clemson advanced to the ACC Semifinals for the third-consecutive season and were chosen by the NCAA as the No. 16 national seed where they went on to defeat UNCG and Auburn twice to advance to the Normal Super Regional. Individually, redshirt junior Valerie Cagle was crowned the ACC Player of the Year as well as the USA Softball Collegiate Player of the Year to mark the 14th Tiger to earn National Player of the Year honors and only the second woman at Clemson to do so. She strung together the first perfect game in program history and threw an immaculate inning needing only nine pitches to strike out the side against Georgia Tech. She was also crowned the first Rawlings Gold Glove (pitcher) recipient for the program and a NFCA All-American for the third time. Graduate transfer Caroline Jacobsen rounded out postseason honors by being the second Academic All-American in the program's short infancy.

**February 8, 2024**— Clemson opened the season with the 200th game in program history against Missouri State (12-0 in five) — held a 155-45 record through 200 games. Freshman Julia Knowler tallied two home runs in the game, including a solo shot in her first plate appearance.

**March 10, 2024**— Clemson won its 100th game at McWhorter Stadium with a 12-0 win against Fordham — held a 100-18 (.847) at McWhorter through that game.

**May 8, 2024**— Clemson had the most athletes to date selected to the All-ACC team with six honorees (Maddie Moore — 1st, Alia Logoleo — 1st, Alex Brown — 2nd, McKenzie Clark — 2nd, Regan Spencer — 2nd, Valerie Cagle — 3rd and Millie Thompson — 3rd).

**May 12, 2024**— Clemson punched its fourth-consecutive NCAA Tournament appearance making a return to the Tuscaloosa Regional as the No. 2 seed.

**May 14, 2024**— Valerie Cagle was drafted No. 1 during the 2024 Athletes Unlimited draft.

**May 19, 2024**— Redshirt senior Valerie Cagle, senior McKenzie Clark and junior Maddie Moore all garnered NFCA All-Region accolades to mark the most Tigers selected to an All-Region team to date.

**May 29, 2024**— Redshirt senior Valerie Cagle (1st) and junior Maddie Moore (3rd) earned NFCA All-America honors to mark the most

# CLEMSON SOFTBALL TIMELINE

All-Americans in a single season in the program's short infancy. This was Cagle's fourth honor and Moore's first.

**2024**— For the fourth consecutive season, the Clemson Tigers made a postseason berth. The Tigers, who finished with a 35-19 record on the year and 15-9 record in ACC action, had three Tigers garner NFCA All-Region accolades and two earn NFCA All-America status with Valerie Cagle earning the honor for the fourth time and Maddie Moore garnering her first honor. The team played its 200th game in program history to open the 2024 campaign, landed six players on an All-ACC team — the most to date and had Valerie Cagle become the No. 1 overall draft pick by Athletes Unlimited. Clemson advanced to its fourth ACC Semifinal and made its fourth postseason appearance as the No. 2 seed at the Tuscaloosa Regional. The Tigers had five players competing at the professional level during the 2024 summer with Caroline Jacobsen, McKenzie Clark and Cagle playing with AU, while Ally Miklesh played for the Florida Vibe and Alia Logoleo competed for the Chattanooga Steam.


**January 29, 2025**— Clemson Softball alumni Caroline Jacobsen and McKenzie Clark were drafted during the inaugural Athletes Unlimited Softball League (AUSL) Draft. Jacobsen (outfield — 2023) was drafted by the Talons in the 10th round as the 38th overall pick, while Clark (outfield — 2024) was picked up by the Volts in the 11th round as the 42nd overall pick.

**February 28, 2025**— Clemson won its 200th game in program history with an 11-3 run-rule victory vs. Lafayette at McWhorter Stadium. Softball became the second-fastest program at Clemson to surpass the 200 win milestone, achieving the feat in 270 games (200-70). The only program to reach the mark sooner was men's soccer (200-44-15 — 259 games). Head Coach John Rittman also became only the second active head coach at Clemson to reach the benchmark, joining men's basketball head coach Brad Brownell, who reached the milestone in 347 games during the 2020-21 season.

**April 17, 2025**— Clemson played its 300th game in program history. The Tigers defeated Boston College 6-2 at McWhorter Stadium. Softball maintained a 225-75 record to pace Clemson programs for the best record through that 300 games.

**April 22, 2025**— The Tigers upset No. 1 Tennessee for the highest ranked win in program history. Clemson defeated the Lady Vols, 4-3, in nine innings in Knoxville. Freshman Taylor Pipkins delivered the go-ahead run in the top half of the ninth with a sac fly into left field that scored freshman Ava Wilson from third. Softball's win in Knoxville is the 39th all-time win over a top-ranked team for any Clemson team, the fifth for any women's team, and the first on the road by a women's program in history.

**April 26, 2025**— Clemson defeated Georgia Tech, 19-0, in five innings for the largest shutout in program history and tied for the largest margin of victory. The Tigers combined for 15 hits, including freshman Macey Cintron notching four. In total, 12 Tigers scored during the five-inning contest. The team also drew a then single-game record 11 walks with seniors Alex Brown and Aby Vieira drawing three.



**April 27, 2025**— Clemson won its 100th ACC game in program history with an 8-2 victory at Georgia Tech to conclude the 2025 regular season. The Tigers held a 100-36 ACC record from 2020-25 during that stretch.

**May 7, 2025**— Senior Reese Basinger and freshman Macey Cintron won ACC yearly awards. Basinger became the first Tiger in program history to be crowned ACC Pitcher of the Year, while Cintron is only the second Tiger to garner Freshman of the Year accolades. The Tigers also had seven All-ACC selections with Maddie Moore and Alex Brown joining Basinger and Cintron on the First Team. Senior Brooke McCubbin and junior Jamison Brockenbrough earned their first ACC honors with third team nods, and freshman Marian Collins joined Cintron on the All-Freshman squad. The Tigers' seven selections in 2025 tied for the most players to receive post-season conference accolades in the program's six-year existence, while the four first-team honorees are the most in a single year.

**May 8, 2025**— The Tigers completed their first of three comebacks during the 2025 ACC Championship with a 7-4 victory against Virginia. The win was sealed after a sixth-inning grand slam off the bat of freshman Taylor Pipkins. With the win, the Tigers advanced to their fifth ACC Championship Semifinals.

**May 9, 2025**— Clemson tied its largest comeback in program history and won its 10th straight game away from home following an eight-run sixth inning through the pouring rain against Virginia Tech. After trailing 9-2 in the bottom of the sixth, the Tigers rallied to take the team. The offense strung together a program record 13 walks during the outing, including freshman Macey Cintron drawing a program-record four during the contest. The win secured Clemson's third ACC Championship berth in program history.

**May 10, 2025**— Clemson secured its first ACC Tournament Championship with a 2-1 win against Florida State after Kylee Johnson hit a two-run homer in the top of the seventh inning. This game capped a three-game comeback streak with wins over Virginia (7-4) and Virginia Tech (10-9) in Brighton, Mass. Freshman Taylor Pipkins was named Tournament MVP, while Brooke McCubbin, Maddie Moore and Aby Vieira were named to the All-Tournament Team.



**May 11, 2025**— Clemson was selected as the No. 11 National Seed and hosted Kentucky, Northwestern and USC Upstate in the Clemson Regional. This was the third time in four years the program hosted a regional and the fifth year Clemson made a postseason appearance — the Tigers have made an appearance every year eligible.

**May 15, 2025**— The Tigers had a program-record eight players selected to the NFCA All-Region Mid-Atlantic team. It was highlighted by four players garnering first team nods including: Maddie Moore (2B), Reese Basinger (P), Macey Cintron (Utility/DP

# CLEMSON SOFTBALL TIMELINE

non-pitcher) and Marian Collins (SS). Julia Knowler (1B) and Aby Vieira (C) earned second team honors, while Alex Brown (3B) and Jamison Brockenbrough (OF) were named to the third team.

**May 18, 2025**— Clemson advanced to its third Super Regional in program history after going 3-0 during the Clemson Regional. The Tigers allowed just three runs during the NCAA Regional stretch with victories against USC Upstate (10-2 in five), Northwestern (1-0 in nine) and Kentucky (5-1) and improved to 9-1 all-time in home NCAA games.



BROOKE MCCUBBIN SECURED HER FIFTH SAVE OF THE 2025 SEASON - WHICH TIED THE PROGRAM RECORD - IN CLEMSON'S FIRST EVER SUPER REGIONAL VICTORY AT TEXAS.

**May 22, 2025**— The Tigers upset No. 6 Texas, 7-4, during the opening game of the Austin Super Regional for the first super regional victory in program history. Senior Alex Brown led Clemson with three hits, while senior Maddie Moore added two hits and an RBI. Julia Knowler picked up a critical two-run double in the sixth inning to help give Clemson a cushion, and Brooke McCubbin was able to work the final 3.0 innings in relief of Reese Basinger, who improved to 18-5 on the season. McCubbin tied Clemson's single season saves record after earning her fifth of her senior campaign.

**May 28, 2025**— Senior Maddie Moore was named an NFCA First Team All-American at second base following her senior campaign. It was her second career All-America accolade after earning third team honors in 2024. It marked the sixth All-America selection in program history.

**May 28, 2025**— Associate Head Coach Kyle Jamieson was named the 2025 D1 Softball Pitching Coach of the Year.

**June 17, 2025**— Senior Reese Basinger was named a CSC Third Team Academic All-American. She joined Russ (2022) and Jacobsen (2023) as the third softball player at Clemson to garner the distinction.

**July 10, 2025**— Senior Reese Basinger was crowned the ACC Softball Scholar Athlete of the Year. Basinger was the second Clemson softball player in three years to garner the distinction. In total, 11 players were named to the All-ACC Academic Team, including senior Aby Vieira for the fourth time in her career.

**July 17, 2025**— John Rittman and Clemson reached a contract agreement keeping him at Clemson through the 2031 season.

**2025**— The Tigers accomplished more 'firsts' as a program during the 2025 campaign that included being crowned the ACC Champions and the first super regional victory. After starting 3-6 on the year, the Tigers went on a 36-6 stretch during the year to ultimately conclude the season with a 48-14 overall record (19-5 ACC) and clock in at No. 11 on the NFCA final poll. Clemson finished second in the ACC during the regular season and completed three comeback victories during the ACC Tournament to be crowned the ACC Champions for the first time in program history. Freshman Taylor Pipkins was crowned the tournament MVP, while seniors Maddie Moore, Brooke McCubbin and Aby Vieira made the All-

Tournament Team. During the regular season, the Tigers defeated top-ranked Tennessee in Knoxville to highlight a program-record 10 victories against top 25 opponents. Clemson won both its 200th overall game and 100th ACC game in program history during the year which helped senior Reese Basinger become the first Tiger to earn ACC Pitcher of the Year honors and helped freshman Macey Cintron become the second ACC Freshman of the Year for the program. The Tigers picked up a program-high eight All-Region honorees, and Maddie Moore continued Clemson All-America streak by garnering First Team accolades. Following the ACC Championship, Clemson was selected as the No. 11 national seed to mark the third time in four years Clemson hosted a regional. The Tigers defeated USC Upstate, Northwestern and Kentucky to advance to super regionals and went on to win its first super regional game in program history. Clemson averaged over 1,600 fans and welcomed over 50,000 into McWhorter Stadium during the 2025 campaign to lead the ACC for the sixth-straight season in both categories.

**December 1, 2025**— Clemson Softball alumni Caroline Jacobsen (Talons) and McKenzie Clark (Blaze) were retained by their 2025 teams for the 2026 AUSL season, while Maddie Moore (infield - 2025) was drafted in the fourth round as the No. 21 overall pick in the Allocation Draft, and Valerie Cagle (utility - 2024) was drafted by the Blaze in the fourth round as the No. 23 overall pick. Clemson has had 10 players play professionally in only six years of competition.

# MILESTONE GAMES

## FIRST...

### GAME

Feb. 7, 2020  
W, 6-2, vs. St. John's (Orlando, Fla.)

### WIN

Feb. 7, 2020  
W, 6-2, vs. St. John's (Orlando, Fla.)

### GAME AT McWHORTER STADIUM

Feb. 12, 2020  
L, 0-2, Western Carolina<sup>1</sup>  
*\*Note that at the time, McWhorter Stadium was called the Clemson Softball Stadium*

### WIN AT McWHORTER STADIUM

Feb. 12, 2020  
W, 8-0<sup>(5)</sup>, Western Carolina<sup>2</sup>  
*\*Note that at the time, McWhorter Stadium was called the Clemson Softball Stadium*

### ACC GAME

Feb. 28, 2020  
W, 8-7, Virginia

### ACC WIN

Feb. 28, 2020  
W, 8-7, Virginia

### ACC TOURNAMENT WIN

May 13, 2021  
W, 2-0, vs. Georgia Tech (Louisville, Ky.)

### ACC TOURNAMENT CHAMPIONSHIP

May 10, 2025  
W, 2-1, vs. Florida State (Brighton, Mass.)

### NCAA REGIONAL WIN

May 21, 2021  
W, 8-0<sup>(5)</sup>, vs. Troy (Tuscaloosa, Ala.)

### NCAA SUPER REGIONAL WIN

May 22, 2025  
W, 7-4, at Texas (Austin, Texas)

## 100TH...

### GAME

March 13, 2022  
W, 4-0, Illinois

### WIN

May 1, 2022  
W, 3-2, Georgia Tech

### GAME AT McWHORTER STADIUM

April 22, 2023  
W, 2-0, Pittsburgh

### WIN AT McWHORTER STADIUM

March 10, 2024  
W, 12-0, Fordham

### ACC GAME

March 30, 2024  
W, 10-0<sup>(5)</sup>, Boston College

### ACC WIN

April 27, 2025  
W, 8-2, at Georgia Tech (Atlanta, Ga.)

## 200TH...

### GAME

Feb. 8, 2024  
W, 12-0<sup>(5)</sup>, vs. Missouri State (Clearwater, Fla.)

### WIN

Feb. 28, 2025  
W, 11-3<sup>(6)</sup>, Lafayette

## 300TH...

### GAME

April 17, 2025  
W, 6-2, Boston College

# IN THE ACC...

Since becoming a program in 2020, the Tigers have proved to be steadfast in their pursuit of greatness. In 2021, their first year of eligibility after the 2020 season was cut short due to the COVID-19 pandemic, the softball program captured the regular-season title—making them the only program in school history to win a regular-season conference championship in its first opportunity to do so.

Clemson has been a consistent contender in the ACC Tournament, advancing to the semifinals every year eligible (2021–25) and reaching the championship game three times (2021 vs. Duke, 2022 vs. Florida State, and 2025 vs. Florida State). Their persistence paid off in 2025, when the Tigers won their first ACC Tournament Championship by defeating Virginia (7-4), Virginia Tech (10-9) and Florida State (2-1) in three come-from-behind victories.

Through the first six seasons, the Tigers have posted a 100-36 (.735) overall record. Individually, Clemson has tallied 34 total All-ACC honors, including 11 first team, five second team, 11 third team and seven all-freshman selections. 17 athletes have been credited with All-ACC honors with **Valerie Cagle** and **Alia Logoleo** each garnering five with a first-, second- or third-team selection on four occasions, as well as both being named to the all-freshman team in 2021. Key All-ACC selections returning to the 2026 lineup include **Macey Cintron** (FotY, 1st & All-Freshman), **Jamison Brockenbrough** (3rd) and **Marian Collins** (All-Freshman).

On top of the All-ACC awards, Cagle was crowned the ACC Player of the Year in both 2021 and 2023. Continuing to set the standard, she became the first softball player in ACC history to be crowned both ACC Player of the Year and ACC Freshman of the Year in 2021. Head Coach **John Rittman** joined Cagle by being crowned the ACC Coach of the Year in the program's first complete season. In 2025, **Reese Basinger** and Cintron continued to put Clemson on top as Basinger was crowned the first ACC Pitcher of the Year in program history while Cintron was named ACC Freshman of the Year.

Additional ACC accolades come in from 10 Preseason All-ACC honors, 11 All-ACC Tournament selections - including **Taylor Pipkins** being named the 2025 Tournament

MVP - and 23 ACC honors split between Player (12) and Pitcher (11) of the Week.

Off the field, the Tigers have had 53 All-ACC Academic selections, including 15 during the 2023 season that saw Cagle earning Scholar Athlete of the Year. Basinger became the second Tiger in three years to earn Scholar Athlete of the Year honors, receiving the honor in 2025. Clemson has also landed 127 student-athletes on the ACC Academic Honor Roll.

## ACC YEAR-BY-YEAR

YEAR	RECORD	FINISH	ACC TOURNAMENT
2020	5-1	N/A	N/A
2021	29-5	First	Runner-Up
2022	14-10	Fifth	Runner-Up
2023	18-6	Third	Semifinals
2024	15-9	Fifth	Semifinals
2025	19-5	Second	Champions



**REESE BASINGER**  
2025 PITCHER OF THE YEAR



**VALERIE CAGLE**  
2021 & 2023 PLAYER OF THE YEAR  
2021 FRESHMAN OF THE YEAR



**MACEY CINTRON**  
2025 FRESHMAN OF THE YEAR



**JOHN RITTMAN**  
2021 COACH OF THE YEAR



# NATIONAL AWARDS & HONORS

VALERIE CAGLE WAS NAMED THE 2023 USA SOFTBALL COLLEGIATE PLAYER OF THE YEAR, BECOMING CLEMSON'S 14TH ATHLETE AND SECOND WOMAN TO GARNER NATIONAL PLAYER OF THE YEAR HONORS.



**Valerie Cagle** (2020-24) made history in 2023 as the first player in Clemson history to be named the USA Softball Player of the Year, which is considered the most prestigious honor in Division I women's collegiate softball. She continued her dominant junior campaign by being named the Rawlings Gold Glove award recipient at pitcher.

Cagle made an impact on a national level as soon as she stepped on campus. During her redshirt freshman season in 2021, she was a top three finalist for NFCA National Freshman of the Year as well as being a top 10 finalist for USA Softball Collegiate Player of the Year. Alongside winning the award in 2023, Cagle was a top 25 finalist (2022) and top 50 watchlist selection (2024) during her collegiate campaign.

In conjunction with being in consideration for player of the year, Cagle is a four-time NFCA All-American - three first team and one second team - as a pitcher/utility. This also made her a four-time NFCA First Team All-Region Southeast selection. She was recognized on three different occasions as a NFCA Player of the Week and has been selected to participate with the USA Softball Women's or Junior National Team on three separate occasions.

Joining Cagle on the national stage was **Maddie Moore** (2022-25). A two-time All-American and a USA Softball Collegiate Top 25 Finalist, she earned her first All-American honor in 2024 with a third team nod at second base after leading Clemson with a .368 average that season that included 10 home runs, 57 hits and 39 RBIs. She added to her accolades in 2025 when she garnered first team honors at second base with a .411 average, a program-record 71 RBIs and 79 total hits behind a .771 slugging percentage.

**McKenzie Clark** (2021-24) was a two-time NFCA All-Region Southeast selection at Clemson. She earned her first honor in 2021 in the outfield after finishing with a .355 average with 60 hits, including nine doubles and nine home runs with 29 RBIs. She scored 47 runs and stole 23 bases while finishing with a .639 slugging percentage and .431 on-base percentage. Clark earned her second all-region nod as a senior in 2024 after posting a .365 average with a team-high 61 hits, including 10 home runs, eight doubles and four triples. She notched 41 RBIs and maintained a .641 slugging percentage and .477 on-base percentage.

In total, Clemson has produced 15 NFCA All-Region selections over the first six years as a program, including a program-record eight during the 2025 season led by Moore, **Macey Cintron** (DP/Non-Pitcher Utility), **Marian Collins** (SS) and **Reese Basinger** (P) all garnered first team honors.

Off the field, **Alia Logoleo** was named a 2024 NSCA Strength and Conditioning All-American, while **Sam Russ** (2022), **Caroline Jacobsen** (2023), and **Basinger** (2025) were named CoSIDA/CSC Academic All-America Third Team members.



**MADDIE MOORE**  
2025 NFCA ALL-AMERICAN (2B)  
2024 NFCA ALL-AMERICAN (2B)



**MCKENZIE CLARK**  
2021 & 2024 NFCA ALL-REGION



**ALIA LOGOLEO**  
2024 NSCA STRENGTH &  
CONDITIONING ALL-AMERICAN



**SAM RUSS**  
2022 CoSIDA ACADEMIC ALL-AMERICAN

# McWHORTER STADIUM



On Dec. 1, 2018, a fence was built and the site was cleared as construction began on a new stadium for the Clemson Softball program. Two months later, on Feb. 1, 2019, the coaching staff, staff members from the administration and IPTAY and staff from the construction team gathered on the grounds of the stadium for an official site visit in preparation for the first home game in February 2020.

The site visit was to officially commemorate the construction of then-Clemson Softball stadium, which features over 1,000 fixed chairback seats, in addition to berm seating. The facility includes a team clubhouse with over 12,000 square feet of conditioned space that houses a team lounge, locker room, sports medicine room, equipment room and coaches' offices. The facility also features locker rooms for the coaches, umpires and visiting team.

"Myself, our staff and players are so truly appreciative of all the generous people who have given their time and money to make this dream a reality. Words alone cannot

express our sincere gratefulness," said Head Coach John Rittman, who began his tenure as the first head softball coach in Clemson history in November 2017.

"Seeing our stadium construction underway brings an extreme amount of excitement. The fact that our administration has allowed us to be a part of the entire process gives us even more of a sense of gratitude, appreciation and pride."

Included in the complex is an indoor player development hitting facility that will span over 6,000 square feet. Additional accommodations of the stadium include a press box with three broadcast booths and a videoboard.

The facility was designed by Goodwyn Mills Cawood Architects while DPR Construction served as the contractor for the \$13 million project, which had an anticipated completion date of Fall 2019. *NOTE: The naming rights to the stadium had not been selected at this time.*

"There is such a direct correlation in seeing the stadium being built right before our eyes, as construction takes place behind where we are currently practicing and what we are doing in the classroom, on the field and in

## YEAR-BY-YEAR RECORDS

Year	ACC	Win %	Overall	Win %
2020	5-1	.833	14-2	.875
2021	15-4	.789	23-4	.852
2022	7-5	.583	25-5	.833
2023	9-3	.750	28-4	.875
2024	6-6	.500	17-9	.653
2025	8-4	.750	27-4	.871
<b>Totals</b>	<b>50-23</b>	<b>.685</b>	<b>134-28</b>	<b>.827</b>

## CLEMSON VS. ACC AT McWHORTER STADIUM

Team	W-L	Win %
Boston College	8-2	.800
California	3-0	1.000
Duke	3-7	.300
Florida State	0-3	.000
Georgia Tech	3-0	1.000
Louisville	2-1	.667
North Carolina	9-1	.900
NC State	5-2	.714
Notre Dame	2-1	.667
Pittsburgh	5-1	.833
Stanford	0-0	--
Syracuse	3-0	1.000
Virginia	6-0	1.000
Virginia Tech	1-5	.167
<b>Totals</b>	<b>50-23</b>	<b>.685</b>

Note: Only includes regular-season games and record against opponents as members of the ACC; **bold** denotes 2026 ACC opponent at McWhorter Stadium.

## SINGLE-SEASON ATTENDANCE BESTS

Rk	Year	Dates	Total	Avg.
1.	2023	32	59,691	1,865
2.	2025	31	50,464	1,627
2.	2024	26	48,809	1,877
3.	2022	30	47,296	1,577
4.	2020	16	24,860	1,554
5.	2021	27	10,452	387

\*Note: 2020 season cut short due to COVID-19 Pandemic & 2021 season attendance limited due to attendance restrictions



# McWHORTER STADIUM

## 2025 ATTENDANCE LEADERS

Rk	School	Dates	Total	Avg.
1.	Alabama	32	116,216	3,632
2.	Oklahoma	28	103,738	3,705
3.	Arkansas	26	78,586	3,023
4.	Texas A&M	36	76,908	2,136
5.	Arizona	36	73,479	2,041
6.	Florida	34	66,367	1,952
7.	Oregon	30	62,992	2,100
8.	Tennessee	30	57,214	1,907
9.	LSU	37	55,287	1,494
10.	Georgia	32	54,688	1,709
11.	Auburn	28	50,987	1,821
12.	<b>Clemson</b>	<b>31</b>	<b>50,464</b>	<b>1,628</b>
13.	Louisiana	26	49,251	1,894
14.	Missouri	22	46,602	2,118
15.	South Carolina	42	40,018	953

the weight room,” noted Rittman. “Just like the builders are laying the foundation for our stadium, we are laying the foundation for our program with the seven players and coaches working daily on not only the fundamentals of playing softball, but even more importantly, our culture and core values.”

The Clemson Softball Stadium was officially renamed

after Stuart McWhorter and Leigh Anne Hendrix McWhorter pledged a \$2.5-million-dollar Cornerstone Partner Gift to IPTAY, Clemson Athletics and, more specifically, the softball program. On Feb. 17, 2021, “McWhorter Stadium” signage was officially installed above the stadium’s scoreboard, press box and along the backstop to honor the generous gift from the McWhorter family.

Originally built to welcome 1,616 fans on game days for the inaugural season, Clemson Athletics expanded the outfield berm seating area in McWhorter Stadium in the summer of 2022 following the third season of play to extend grass and lawn chair seating from left field to right-center to move the capacity of McWhorter to 2,116 (an increase of 500 fans per game).

Since opening its doors, Clemson Softball has welcomed over 241,000 fans into McWhorter Stadium and hosted the Clemson Regional in 2022, 2023 and 2025, as well as over nine tournaments that have welcomed two or more teams in the facility per weekend. Clemson softball fans continue to prove it’s a program worth supporting by elevating the student-athlete experience by making McWhorter Stadium one of the best places to play college softball in the country as recognized by McWhorter Stadium being named the 2025 Netting Professionals/NFCA Field of the Year.

## RECORD VS. OPPONENTS AT McWHORTER STADIUM

Opponent (First-Last Game)	W-L	Win %
Akron (2022-2022)	1-0	1.000
Auburn (2022-2023)	3-1	.750
Boston College (2021-2025)	8-2	.800
Boston University (2022-2022)	2-0	1.000
Bryant (2023-2023)	1-0	1.000
California (2025-2025)	3-0	1.000
Charleston Southern (2025-2025)	2-0	1.000
Charlotte (2020-2025)	4-0	1.000
Duke (2021-2025)	3-7	.300
East Carolina (2025-2025)	1-0	1.000
East Tennessee State (2022-2022)	1-0	1.000
Elon (2021-2025)	4-0	1.000
Florida State (2023-2023)	0-3	.000
Fordham (2024-2024)	1-0	1.000
Furman (2021-2025)	7-1	.875
Gardner-Webb (2022-2025)	5-0	1.000
Georgia (2020-2025)	3-0	1.000
Georgia Tech (2022-2022)	3-0	1.000
Illinois (2022-2022)	2-0	1.000
Indiana (2025-2025)	2-0	1.000
Jacksonville (2023-2023)	1-0	1.000
Kentucky (2025-2025)	1-0	1.000
Lafayette (2025-2025)	1-0	1.000
Liberty (2022-2022)	2-0	1.000
Longwood (2024-2024)	1-0	1.000
Louisiana (2022-2022)	1-0	1.000
Louisville (2022-2022)	2-1	.667
Marshall (2025-2025)	2-0	1.000
Maryland (2021-2021)	2-0	1.000
Mercer (2022-2024)	3-0	1.000
Miami (OH) (2024-2024)	1-0	1.000
Michigan State (2021-2021)	2-0	1.000
Minnesota (2024-2024)	1-1	.500
North Carolina (2021-2025)	9-1	.900
NC State (2021-2024)	6-1	.857
Northwestern (2023-2025)	3-0	1.000
Notre Dame (2022-2022)	2-1	.667
Ohio State (2023-2023)	2-0	1.000
Ole Miss (2024-2024)	2-0	1.000
Pittsburgh (2020-2023)	5-1	.833
Presbyterian (2020)	1-0	1.000
South Carolina (2022-2025)	3-1	.750
St. Francis (2022-2022)	1-0	1.000
Syracuse (2023-2023)	3-0	1.000
Tennessee (2024-2024)	0-1	.000
UConn (2024-2024)	1-0	1.000
UNCG (2023-2023)	3-0	1.000
UNCW (2022-2022)	1-0	1.000
USC Upstate (2025-2025)	1-0	1.000
Villanova (2025-2025)	1-0	1.000
Virginia (2020-2023)	6-0	1.000
Virginia Tech (2021-2022)	1-5	.167
Western Carolina (2020-2020)	1-1	.500
Winthrop (2022-2025)	6-0	1.000



# IN THE PROS...



**REESE BASINGER**

POSITION: RIGHT-HANDED PITCHER  
CLEMSON TENURE: 2025  
PROFESSIONAL ENTRY: 2025  
RECENT PRO AFFILIATE: FLORIDA VIBE




**ALEX BROWN**

POSITION: INFILDER  
CLEMSON TENURE: 2024-25  
PROFESSIONAL ENTRY: 2025  
RECENT PRO AFFILIATE: NEW YORK  
RISE



**VALERIE CAGLE**

POSITION: PITCHER/UTILITY  
CLEMSON TENURE: 2020-24  
PROFESSIONAL ENTRY: 2024  
RECENT PRO AFFILIATE: AUSL



**McKENZIE CLARK**

POSITION: OUTFIELD  
CLEMSON TENURE: 2020-24  
PROFESSIONAL ENTRY: 2024  
RECENT PRO AFFILIATE: AUSL



**ANSLEY GILSTRAP**

POSITION: INFILDER  
CLEMSON TENURE: 2020-21  
PROFESSIONAL ENTRY: 2021  
RECENT PRO AFFILIATE: FLORIDA VIBE



**CAROLINE JACOBSEN**

POSITION: OUTFIELD  
CLEMSON TENURE: 2023  
PROFESSIONAL ENTRY: 2023  
RECENT PRO AFFILIATE: AUSL



**ALIA LOGOLEO**

POSITION: INFILDER/UTILITY  
CLEMSON TENURE: 2020-24  
PROFESSIONAL ENTRY: 2024  
RECENT PRO AFFILIATE:  
CHATTANOOGA STEAM



**BROOKE McCUBBIN**

POSITION: RIGHT-HANDED PITCHER  
CLEMSON TENURE: 2022-25  
PROFESSIONAL ENTRY: 2025  
RECENT PRO AFFILIATE: AUSL



**ALLY MIKLESH**

POSITION: OUTFIELD  
CLEMSON TENURE: 2023  
PROFESSIONAL ENTRY: 2024  
RECENT PRO AFFILIATE: FLORIDA VIBE



**MADDIE MOORE**

POSITION: INFILDER  
CLEMSON TENURE: 2022-25  
PROFESSIONAL ENTRY: 2025  
RECENT PRO AFFILIATE: AUSL



**ABY VIEIRA**

POSITION: UTILITY  
CLEMSON TENURE: 2022-25  
PROFESSIONAL ENTRY: 2025  
RECENT PRO AFFILIATE: AUSL

# MEET THE TIGERS

A female baseball player in an orange Clemson uniform is captured in the middle of a powerful swing. She is wearing a white batting helmet with an orange paw print logo and an orange face mask. Her uniform is orange with white and blue accents, including the ACC logo on the sleeve and the number 15 on the front. She is holding a white bat with a purple grip. The background is a blurred stadium setting.

**MARIAN COLLINS**  
ACC ALL-FRESHMAN & ALL-REGION, 2025

# VETERAN BIOS



## KENNEDY ARIAIL

1

OF • R-R • 5-6 • JR. • 2VL  
CUMMING, GA.  
SOUTH FORSYTH HIGH SCHOOL

### 2025 (SOPHOMORE)

ACC Champion ... ACC Honor Roll ... Appeared in 52 games, starting one ... Scored 23 runs for the Tigers ... Maintained a .231 average, a .286 on-base percentage and .462 slugging percentage ... Tallied one hit and scored a run vs. Georgia State (Feb. 8) ... Hit first collegiate home run and picked up two RBIs vs. Missouri State (Feb. 9) ... Recorded a hit in first start of the season against Villanova (Feb. 21) ... Scored go-ahead run against Georgia in upset win (Feb. 26) ... Drew one walk at NC State (April 11)

### 2024 (FRESHMAN)

All-ACC Academic Team ... ACC Honor Roll ... Appeared in 37 games ... Started in first collegiate game vs. Longwood (March 9) and drew a walk ... Recorded first career hit with an RBI single against Fordham (March 10) ... Scored 14 runs this season ... Scored one run against USC Upstate (May 18) and vs. Southeastern Louisiana (May 18) in the Tuscaloosa Regional

### BEFORE CLEMSON

All-Region and All-County selection in 2022, 2021 and

### ARIAIL'S CAREER HIGHS

Runs	1	many (37)	5-24-25
Hits	1	many (4)	2-21-25
Doubles	0		
Home Runs	1	vs. Missouri State	2-9-25
RBIs	2	vs. Missouri State	2-9-25
Walks	1	many (2)	4-11-25
Steals	0		

2019 ... Named the No. 70 recruit on Extra Innings Top 100 list (2023) ... Graduated with honors and on the 2023 honor roll ... Played club ball with Georgia 3D Sauer (2013-17), EC Bullets Lunsford (2017-19), Georgia Impact Lewis (2019-21), Atlanta Vipers Harris (2021-22) and Atlanta Vipers Tamborra 2022-2023 ... Set school record in the 4x200

### PERSONAL

Daughter of Melanie and Don Ariail ... Father played baseball at Georgia and Columbus State ... Has two brothers, Jackson and Asher ... Intends to major in business ... Chose Clemson because it is known for it's great academics, and it's new and upcoming softball program! She has dreamed of being a Tiger ever since Clemson started the softball program!

### ARIAIL'S CAREER STATS

OVERALL																							
Year	Avg	GP-GS	AB	R	H	2B	3B	HR	RBI	TB	Slg%	BB	HP	SO	GDP	OB%	SF	SH	SB	PO	A	E	Fld%
2024	.167	37-1	6	14	1	0	0	0	1	1	.167	1	0	3	0	.286	0	0	0-1	0	0	0	.000
2025	.231	52-1	13	23	3	0	0	1	2	6	.462	1	0	1	0	.286	0	0	0-2	5	0	0	1.000
Total	.211	89-2	19	37	4	0	0	1	3	7	.368	2	0	4	0	.286	0	0	0-3	5	0	0	1.000



## JAMISON BROCKENBROUGH

9

OF • L-R • 5-8 • SR. • 1VL  
LOCUST GROVE, GA.  
TENNESSEE

### 2025 (JUNIOR)

NFCA All-Region Third Team ... ACC Champion ... All-ACC Third Team ... ACC All-Academic Team ... ACC Honor Roll ... NFCA All-America Scholar Athlete ... CSC Academic All-District ... Maintained a .318 average, .419 on-base percentage and .396 slugging percentage ... Recorded 49 hits, scored 44, tallied 24 RBIs and stole eight bases ... Maintained a 23-game reached-base streak from March 15 – April 25 for the third-longest streak in program history ... Clocked two hits and an RBI at Texas in the second game of the Austin Super Regional (May 23) ... Drew three walks, tallied an RBI and scored a run in Clemson's comeback victory vs. Virginia Tech to advance the the ACC Championship (May 9) ... Notched four RBIs on two

hits and scored two runs at Syracuse (March 22) ... Went 3-for-3 with three runs scored vs. Lafayette (Feb. 28) ... Finished with three hits and three runs in series opener at NC State (April 11) ... Recorded first home run as a Tiger and drew two walks vs. Kansas (Feb. 6) ... Tallied three RBIs, scored two runs and hit a home run against Charlotte (Feb. 18) ... Drew two walks and scored one run vs. Charleston Southern (March 5) ... Finished with two hits and two runs vs. Furman (March 4) ... Picked up a sac fly against East Carolina (Feb. 28) ... Notched a sac bunt in opening game against North Carolina (March 14)

### BEFORE CLEMSON (TENNESSEE)

Represented Ireland at the 2022 U-22 European Softball

### BROCKENBROUGH'S CAREER HIGHS

Runs	3	many (2)	4-11-25
Hits	3	many (3)	4-11-25
Doubles	1	many (7)	4-18-25
Home Runs	1	many (5)	2-18-25
RBIs	5	Northern Kentucky	5-19-23
Walks	3	vs. Virginia Tech	5-9-25
Steals	2	at Stanford	4-6-25

Championship ... Tallied two hits and a solo home run in a 9-7 win over Austria with Team Ireland ... Holds a .262 career batting average with 34 hits, including three home runs, three doubles and one triple ... Recorded 24 RBIs and 24 runs scored with three stolen bases at Tennessee ... Appeared in 60 games for the Lady Vols, starting 44 during the 2023 season ... Broke out during UT's postseason run in 2023, hitting .306 and recording a double, triple and home run with 10 RBIs and six runs scored ... Launched first home run of 2024 season to end the game and clinch the victory against Belmont ... Had one run and one double during the Lady Vols' 14-0 shutout against Kennesaw State ... Tallied a career-high three hits against South Carolina (2023) ... Hit first collegiate homer against LSU (2023)

### PERSONAL

Daughter of Charlie Brockenbrough and Theresa Ordyna

### BROCKENBROUGH'S CAREER STATS

OVERALL																							
Year	Avg	GP-GS	AB	R	H	2B	3B	HR	RBI	TB	Slg%	BB	HP	SO	GDP	OB%	SF	SH	SB	PO	A	E	Fld%
2023*	.252	53-44	127	22	32	2	1	2	23	42	.331	13	4	25	1	.338	1	0	3-5	6	0	0	1.000
2024*	.667	7-0	3	2	2	1	0	1	1	6	2.000	2	3	0	0	.875	0	0	0-0	0	0	0	.000
2025	.318	61-60	154	44	49	4	1	2	24	61	.396	25	4	22	1	.419	3	1	8-8	94	3	6	.942
Total	.292	121-104	284	68	83	7	2	5	48	109	.384	40	11	47	2	.395	4	1	11-13	100	3	6	.945

\*Tennessee

# VETERAN BIOS



## RILEY BURTON

10

**C/UTL • R-R • 5-11 • JR. • 2VL**  
**LANCASTER, S.C.**  
**LEGION COLLEGIATE ACADEMY**

### 2025 (SOPHOMORE)

ACC Champion ... ACC Honor Roll ... Appeared in nine games ... Scored three runs throughout the season ... Drew a walk at Fordham (March 19)

### 2024 (FRESHMAN)

ACC Honor Roll ... Easton/NFCA All-America Scholar Athlete ... Appeared in three games ... Had first collegiate

at bat against Mercer (March 8) ... Scored first collegiate run vs. Fordham (March 10)

### BEFORE CLEMSON

Earned the Golden Glove Award in 2022 ... Named an Academic All-American in both volleyball and softball in 2020 and 2021 ... Was a Top-5 Player in the 4A Region and was an All-Region selection in 2019 ... Helped Legion

### BURTON'S CAREER HIGHS

Runs	1	many (4)	4-26-25
Hits	0	-----	-----
Doubles	0	-----	-----
Home Runs	0	-----	-----
RBIs	0	-----	-----
Walks	1	at Fordham	3/19/25
Steals	0	-----	-----

Collegiate Academy to being crowned 2021 2A SCHS State Champions ... Was a 2019 4A Player of the Year Nominee ... Played club ball for LA Elite – Ghent, Bandits NC-Ghent and the Atlanta Vipers 18 Gold-Tamborra

### PERSONAL

Daughter of Michelle and William Burton ... Mother and sisters graduated from Clemson – brother is a current student ... Intends to major in Special Education ... Chose Clemson because it has always been her dream college to attend. My entire family has always been Clemson fans and really enjoyed the community at Clemson. My mom graduated from Clemson. My two older sisters graduated from Clemson, and my brother will be there at the same time. Orange and Regalia runs in the family.

### BURTON'S CAREER STATS

OVERALL																								
Year	Avg	GP-GS	AB	R	H	2B	3B	HR	RBI	TB	Slg%	BB	HP	SO	GDP	OB%	SF	SH	SB	PO	A	E	Fld%	
2024	.000	3-0	1	1	0	0	0	0	0	0	.000	0	0	0	0	.000	0	0	0-0	0	0	0	.000	
2025	.000	9-0	0	3	0	0	0	0	0	0	.000	1	0	0	0	1.000	0	0	0-0	8	0	0	1.000	
Total	.000	12-0	1	4	0	0	0	0	0	0	.000	1	0	0	0	.500	0	0	0-0	8	0	0	1.000	



## MACEY CINTRON

16

**RHP/1B • R-R • 5-11 • SO. • 1VL**  
**CUMMING, GA.**  
**WESLEYAN SCHOOL**

### 2025 (FRESHMAN)

NFCA All-Region First Team ... ACC Champion ... ACC Freshman of the Year ... All-ACC First Team ... ACC All-Freshman Team ... ACC All-Academic Team ... ACC Honor Roll ... Softball America Freshman All-American ... D1Softball Freshman First Team All-American ... No. 97 on D1Softball Postseason Player Rankings ... Softball America Star of the Week (April 29) ... D1Softball Freshman of the Week (April 29) ... NCAA Starting Lineup of the Week (4/22-4/27) ... NFCA Selected Top Performance (4/22-4/27) ... NFCA Selected Top Performance (3/10-3/16) ... No. 14 on Softball America Utility Rankings (April) ... Maintained a .292 average with a .417 on-base percentage and .584 slugging percentage ... Hit 14 home runs on the year for the second-most by a freshman in program history ... Holds freshman record with 51 RBIs ... Tallied 15 multi-hit games and 13 multi-RBI games ... Clocked a solo home run at Texas in the second game of the Austin Super Regional (May 23) ... Recorded two hits, scored one run and tallied one RBI vs. USC Upstate

in the opening game of the Clemson Regional (May 16) ... Drew four walks and scored twice in Clemson's comeback victory against Virginia Tech in the ACC Semifinals (May 9) ... Hit a two run homer in her first collegiate at bat against Ole Miss (Feb. 6) ... Recorded two home runs in the series finale at Georgia Tech (April 27) ... Went 4-for-5 with four RBIs and three runs at Georgia Tech (April 26) ... Went 3-for-4 with a home run and three RBIs vs. No. 23 Kentucky (Feb. 14) ... Hit home runs in back-to-back games against Ohio State (Feb. 16) and Charlotte (Feb. 18) ... Had two hits and scored twice in the run-rule victory against No. 14 Duke (March 7) ... Notched two doubles and two RBIs in series opener against North Carolina (March 14) ... Strung together a 12-game reached base streak from Feb. 6 to Feb. 21 ... Appeared in the circle in 23 games, making seven starts ... Struck out 48 batters in 62.1 innings of work ... Struck out two batters in 1.1 innings of work at Texas in the Austin Super Regional (May 24) ... Struck out a season-high 10 batters against Elon (Feb. 21) and Winthrop (April 9) ... Finished with

eight strikeouts in five innings of work to earn the victory against Georgia State (Feb. 8) ... Earned first career save following 1.1 innings of work against Marshall (Feb. 22)

### BEFORE CLEMSON

Player of the Year ... First Team All-County selection ... Played club ball for Lady Dukes 18U ... Ranked #1 on Extra Innings Top 100 ... Represented Puerto Rico Junior Olympic National Team ... Pitched for the Puerto Rico JNT at the WBSC U-19 Women's Softball World Cup at 13 years old

### PERSONAL

Daughter of Mindy and Angel Cintron ... Mom played softball at Broward College ... One younger brother, Warren ... Intends to major in business and communication ... Chose Clemson because it is close to home, provides a great education, and wants to win a National Championship with a new program.

### CINTRON'S CAREER HIGHS

Runs	3	many (2)	4-26-25
Hits	4	at Georgia Tech	4-26-25
Doubles	2	North Carolina	3-14-25
Home Runs	2	at Georgia Tech	4-27-25
RBIs	5	at NC State	4-11-25
Walks	4	vs. Virginia Tech	5-9-25
Steals	1	at NC State	4-13-25

Total IP	7	many (2)	4-9-25
Runs	4	many (3)	4-5-25
Earned Runs	4	vs. Kentucky	2-14-25
Strikeouts	10	many (2)	4-9-25
Hits	6	Boston College	4-18-25
Walks	4	Duke	3-8-25

### CINTRON'S CAREER STATS

OVERALL																								
Year	Avg	GP-GS	AB	R	H	2B	3B	HR	RBI	TB	Slg%	BB	HP	SO	GDP	OB%	SF	SH	SB	PO	A	E	Fld%	
2025	.292	61-61	178	36	52	8	1	14	51	104	.584	39	2	35	1	.417	4	0	1-1	8	8	2	.889	
Year	ERA	W-L	APP	GS	CG	SHO/CBO	SV	IP	H	R	ER	BB	SO	BF	O/BA	WP	HBP	BK	PO	A	E	Fld%		
2025	2.25	8-2	23	7	2	0/2	2	62.1	49	27	20	21	48	262	.218	4	3	0	8	8	2	.889		

# VETERAN BIOS



## MARIAN COLLINS

5

INF • L-R • 5-11 • SO. • 1VL  
MARIETTA, GA.  
MOUNT PARAN CHRISTIAN SCHOOL

### 2025 (FRESHMAN)

NFCA All-Region First Team ... ACC Champion ... ACC All-Freshman Team ... ACC All-Academic Team ... ACC Honor Roll ... No. 9 on Softball America Shortstop Rankings (May) ... D1 Softball D100 Preseason Freshman Watch List ... Softball America Preseason Freshman Watch List ... Maintains a .366 average with a .453 on-base percentage and .663 slugging percentage ... Finished the year with 16 doubles – third most in a single-season by a Tiger ... Had 11 home runs on the year for the third-most by a freshman in program history ... Clocked a two-RBI double in the opening game against Texas in the Austin Super Regional (May 22) ... Finished the Clemson Regional going 8-for-9 with four RBIs and two runs scored ... Recorded the go-ahead RBI on a squeeze bunt vs. Northwestern (May 17) ... Tallied three hits, three RBIs and two runs against USC Upstate (May 16) ... Finished with three hits and one

walk in the regional finale against Kentucky (May 18) ... Drew the tying walk in the seventh inning in Clemson's 2-1 victory against FSU for the program's first ACC Championship ... Recorded a two-RBI double and scored a run to help spark Clemson's comeback against Virginia Tech in the ACC Semifinals (May 9) ... Hit both home runs in Clemson's 2-1 victory against South Carolina (April 15) ... Recorded first collegiate home run vs. Missouri State (Feb. 9) ... Strung together two hits, including a home run, and a season-high five RBIs against Gardner-Webb (April 1) ... Finished 2-for-2 with three RBIs in series finale at Syracuse (March 23) ... Went 2-for-2 with a home run, three RBIs and two runs scored vs. Furman (March 4) ... Opened the series against No. 14 Duke with two doubles, three RBIs and one run scored (March 7) ... Went 2-for-3 and scored one run in the series opener vs. North Carolina (March 14) ... Clocked home runs in back-to-back games

### COLLINS' CAREER HIGHS

Runs	2	many (9)	5-16-25
Hits	3	many (2)	5-18-25
Doubles	2	Duke	3-7-25
Home Runs	2	South Carolina	4-15-25
RBIs	5	many (2)	4-11-25
Walks	2	many (4)	4-26-25
Steals	0	-----	-----

against Furman and Charleston Southern (March 5) ... Scored two runs and had two hits vs. Indiana (March 1) ... Tallied two RBIs off two hits, including a triple and two runs vs. Georgia State (Feb. 8) ... Hit a solo home run in the series opener against California to secure Tiger victory (March 28) ... Notched five RBIs off two hits at NC State (April 11) ... Finished with three RBIs and one home run in back-to-back games at Georgia Tech (April 26 & 27)

### BEFORE CLEMSON

2A Player of the Year ... 2x Region Player of the Year ... 2x 1st Team All-State ... GA Dugout Association Senior Game Selection- Player of the Year ... Coaches Association Junior All-Star Game Selection ... MPC MVP ... Played club ball for Fury Platinum Higdon and Fury Platinum Hutchins

### PERSONAL

Daughter of Phyllis and Jerry Collins ... Sister to Grey, Ruby, and Ley Collins ... Intends to major in Business ... Chose Clemson because of the family-first culture and tradition. The campus felt like home and the staff was super welcoming.

### COLLINS' CAREER STATS

OVERALL																							
Year	Avg	GP-GS	AB	R	H	2B	3B	HR	RBI	TB	Slg%	BB	HP	SO	GDP	OB%	SF	SH	SB	PO	A	E	Fld%
2025	.366	62-62	172	38	63	16	1	11	47	114	.663	25	4	22	0	.453	2	2	0-0	87	114	20	.910



## OLIVIA DUNCAN

44

LHP • R-L • 5-10 • JR. • 2VL  
BUFORD, GA.  
BUFORD HIGH SCHOOL

### 2025 (SOPHOMORE)

ACC Champion ... ACC Honor Roll ... NFCA All-America Scholar Athlete ... Made seven appearances in the circle, starting one ... Combined for three shutouts this season while limiting opponents to a .255 average ... Started vs. Lafayette and pitched 3.0 innings with one strikeout (Feb. 28) ... Struck out two batters in three innings of work vs. Missouri State (Feb. 9) ... Pitched two innings with one strikeout against Charleston Southern (March 5) ... Recorded a career-high three strikeouts at Georgia Tech (April 26) ... Tallied nine strikeouts on the year

### 2024 (FRESHMAN)

ACC Honor Roll ... Easton/NFCA All-America Scholar Athlete ... Appeared in the circle in six games, starting one ... Made collegiate debut with a start vs. Liberty (Feb. 10) and struck out one batter ... Pitched season-high 2.0 innings with one strikeout vs. Mercer (March 8) ... Pitched six innings

### BEFORE CLEMSON

Georgia Gatorade Player of the Year in 2023 ... Named the Gwinnett County Pitcher of the Year in 2021 ... Also named the Regional Pitcher of the Year ... Selected to

### DUNCAN'S CAREER HIGHS

Total IP	3	many (2)	2-28-25
Runs	3	many (2)	2-28-25
Earned Runs	3	many (2)	2-28-25
Strikeouts	3	at Georgia Tech	4-26-25
Hits	7	Lafayette	2-28-25
Walks	2	many (2)	2-9-25

the First Team All-Gwinnett County team in 2020 ... Was an All-Region First Team selection in 2020 ... Earned the Varsity Coaches Award ... Earned the AP Scholar with Honor Award in 2022 ... ExtraliningSoftball No. 5 Prospect in both 2021 and 2020

### PERSONAL

Daughter of Dreama and Jamie Duncan ... Intends to major in Parks, Recreation, and Leisure Facilities Management ... Chose Clemson because, since introducing its softball program, it has always been one of her favorite schools. She began going to pitching camps in middle school and was able to get to know the coaching staff and fall in love with the program over the years.

### DUNCAN'S CAREER STATS

OVERALL																						
Year	ERA	W-L	APP	GS	CG	SHO/CBO	SV	IP	H	R	ER	BB	SO	BF	O/BA	WP	HBP	BK	PO	A	E	Fld%
2024	7.00	0-0	6	1	0	0/2	0	6.0	12	6	6	3	2	34	.400	1	0	0	0	1	0	1.000
2025	1.66	2-0	7	1	0	0/3	0	12.2	13	3	3	2	9	54	.255	2	1	0	0	7	0	1.000
Total	3.38	2-0	13	2	0	0/5	0	18.2	25	9	9	5	11	88	.309	3	1	0	0	8	0	1.000

# VETERAN BIOS



## RILEY FENNELL

27

OF • R-R • 5-8 • SO. • 1VL  
OVIEDO, FLA.  
OVIEDO HIGH SCHOOL

### 2025 (FRESHMAN)

ACC Champion ... ACC Honor Roll ... Appeared in 27 games, starting one ... Scored nine runs on the year ... Clocked first collegiate hit vs. Marshall (Feb. 23) ... Finished with a double and run scored vs. Furman (March 4) ... Was hit by one pitch at FAU (Feb. 7), vs. Marshall

(Feb. 23) and at Fordham (March 19) ... Drew a walk at Fordham (March 19) ... Recorded a single and a run at Georgia Tech (April 26)

### BEFORE CLEMSON

2021 Offensive Player of the Year ... First Team All-Confer-

### FENNELL'S CAREER HIGHS

Runs	1	many (9)	4-27-25
Hits	1	many (3)	4-26-25
Doubles	1	Furman	3-4-25
Home Runs	0	-----	-----
RBI's	1	at NC State	4-11-25
Walks	1	at Fordham	3-19-25
Steals	0	-----	-----

ence in 2021 and 2023 ... Helped Oviedo HS be District Champions in 2023 ... Second Team All-Conference in 2022 ... First Team All-State selection in 2021 ... Played club ball for Firecrackers Bordeaux, Texas Dirt Divas, FI Storm Shepherd and Jj Intensity KOD

### PERSONAL

Daughter of Lisa and Bruce Fennell ... Older sister, Logan, plays softball at Webber International University ... Intended major is Business ... Chose Clemson because of the campus, school, and ID camps. The coaching staff and softball community was something she loved.

### FENNELL'S CAREER STATS

OVERALL																			
Year	Avg	GP-GS	AB	R	H	2B	3B	HR	RBI	TB	Sig%	BB	HP	SO	GDP	OB%	SF	SH	SB
2025	.429	27-1	7	9	3	1	0	0	1	4	.571	1	3	1	0	.636	0	0	0-0
																			PO
																			0
																			A
																			0
																			E
																			0
																			Fld%
																			.000



## KYLEE JOHNSON

3

OF • R-R • 5-8 • JR. • 2VL  
WEST CHAPEL, FLA.  
WIREGRASS RANCH HIGH SCHOOL

### 2025 (SOPHOMORE)

ACC Champion ... ACC All-Academic Team ... ACC Honor Roll ... Stole eight bases, scored 23 runs and tallied 19 RBIs on the year ... Tallied a hit and scored a run in the opening game of the Austin Super Regional vs. Texas (May 22) ... Hit a three-run home run in the opening game of the Clemson Regional against USC Upstate (May 16) ... Hit go-ahead two-run homer vs. Florida State in the seventh inning to secure the first ACC Championship in program history ... Went 2-for-2 with a home run, three RBIs and two runs scored in series finale at Syracuse (March 23) ... Drew season-high three walks in series finale vs. North Carolina (March 16) ... Recorded first triple of the year against Gardner-Webb (April 1) ... Hit a two-run homer against Charlotte (Feb. 18) ... Stole 19th career base with one at Georgia Tech (April 25) to sit eighth all time ... Clocked a hit and one RBI vs. Kansas (Feb. 6) ... Helped spark the offense vs. UCF (Feb. 15) to force extra innings with a hit and run scored ... Finished with one hit, one stolen base and a run vs. Lafayette (Feb. 28) ... Recorded two RBIs at Georgia Tech (April 25)

NFCA All-America Scholar Athlete ... Appeared in 41 games, starting 26 ... Made first collegiate start vs. Liberty where she tallied one hit (Feb. 10) ... Hit first home run with a solo shot against UC San Diego (Feb. 14) ... Clocked two home runs in series opener against North Carolina (March 15) ... Second on the team with 11 stolen bases ... Stole two bases against Ole Miss (Feb. 23) ... Held a .216 average, .306 on-base percentage and .419 slugging percentage ... Finished the season with 10 RBIs and 10 runs scored ... Had two RBIs off a double hit against Fordham (March 10) ... Hit fourth home run of the year in series opener at Virginia (March 22) ... Finished with two hits and a stolen base in the series finale at Virginia (March 24)

### BEFORE CLEMSON

Selected as a three-year varsity captain ... Named the 2021 and 2022 MVP ... Broke seven single-season school records in 2022: Batting Average (.506), Hits (44), Runs (46), Triples (10), Home Runs (8), Slugging Percentage (1.149) and On-Base Percentage (.581) ... Holds two career school records: Home Runs (14) and Triples (16) ... Named the 2022 Conference Player of the Year ... Was a First Team All-Conference selection in 2021 and 2022 Extralining Softball No. 32 Outfielder in 2019

### JOHNSON'S CAREER HIGHS

Runs	2	many (3)	3-23-25
Hits	2	many (7)	5-10-25
Doubles	1	many (5)	4-9-25
Home Runs	2	North Carolina	3-15-24
RBI's	3	many (2)	5-16-25
Walks	3	North Carolina	3-16-25
Steals	2	Ole Miss	2-23-24

### PERSONAL

Daughter of Melanie Mosby and Chad Johnson ... Father played baseball and football at USF ... Has one brother, Cole ... Intends to major in business ... Chose Clemson because of the family community that Clemson softball has built and because the love and appreciation that everyone has for each other is unmatched.



### JOHNSON'S CAREER STATS

OVERALL																			
Year	Avg	GP-GS	AB	R	H	2B	3B	HR	RBI	TB	Sig%	BB	HP	SO	GDP	OB%	SF	SH	SB
2024	.216	41-26	74	10	16	3	0	4	10	31	.419	10	0	28	0	.306	1	1	11-13
2025	.214	57-36	117	23	25	2	1	6	19	47	.402	14	1	46	0	.303	0	1	8-8
Total	.215	98-62	191	33	41	5	1	10	29	78	.408	24	1	74	0	.304	1	2	19-21
																			PO
																			22
																			0
																			2
																			0
																			1.000
																			.984

# VETERAN BIOS



## JULIA KNOWLER

12

INF • L-R • 5-9 • JR. • 2VL  
FORT MYERS, FLA.  
FORT MYERS HIGH SCHOOL

### KNOWLER'S CAREER HIGHS

Runs	3	many (2)	3-29-25
Hits	3	many (4)	2-18-25
Doubles	2	many (3)	2-18-25
Home Runs	2	many (2)	3-29-25
RBIs	5	many (3)	2-28-25
Walks	2	many (5)	5-10-25
Steals	0	-----	-----

### BEFORE CLEMSON

Helped Fort Myers HS become Florida 5A State Champions in 2021 ... Named the Florida Gatorade Player of the Year in 2021 ... Was the SWFL Softball Player of the Year in both 2021 and 2022 ... Named a First Team All-American by Max Preps and Extra Innings in 2021 ... Batted .450 with 67 hits, 12 home runs and 72 RBI through 57 games in the summer of 2022 ... Was crowned the PGF Florida State Champions in 2021 and the PGF National Platinum Champions in 2022

### PERSONAL

Daughter of Nikki and Peter Knowler ... Chose Clemson because everything about Clemson felt right. The coaches, campus and program are great, and she wanted to be able to join a program where she could have a real impact.

### 2025 (SOPHOMORE)

NFCA All-Region Second Team ... ACC Champion ... ACC All-Academic Team ... ACC Honor Roll ... NFCA All-America Scholar Athlete ... CSC Academic All-District ... No. 7 on D1Softball First Baseman Player Power Rankings (Week 12) ... No. 5 on D1Softball First Baseman Player Power Rankings (Week 10) ... No. 5 on D1Softball First Baseman Player Power Rankings (Week 8) ... No. 5 on D1Softball First Baseman Player Power Rankings (Week 6) ... No. 4 on D1Softball First Baseman Player Power Rankings (Week 4) ... No. 12 on Softball America First Baseman Rankings (May) ... No. 4 on Softball America First Baseman Rankings (April) ... No. 5 on Softball America First Baseman Rankings (March) ... Maintained a .313 average, .381 on-base percentage and .632 slugging percentage ... Hit 19 doubles on the year to hold Clemson's single-season record ... Finished the year with 15 home runs – tied for the most by a sophomore in program history ... Her 62 RBIs are the second most in a single season by a Tiger ... Notched 381 putouts on the year – the most in a single season in program history ... Had 18 multi-hit games and 17 multi-RBI games in 2025 ... Hit a two-run homer in the final game at Texas in the Austin Super Regional (May 24) ... Clocking three hits in the second game at Texas during the Austin Super Regional (May 23) ... Recorded with an RBI double in the Clemson Regional championship game against Kentucky (May 18) ... Drew two walks in Clemson's 2-1 victory against FSU for the ACC Championship (May 10) ... Tallied two RBIs and scored one run vs. Virginia Tech in Clemson's comeback win during the ACC Semifinals (May 9) ... Recorded a career-high five RBIs against Ohio State (Feb. 16), Charlotte (Feb. 18) and Lafayette (Feb. 28) ... Tallied three hits and four RBIs vs. Missouri State (Feb. 9) ... Went 3-for-3 with two doubles and one RBI vs. UCF (Feb. 15) ... Clocking home runs in back-to-back games against No. 10 Georgia (Feb. 26) and Lafayette (Feb. 28) ... Finished with two sac flies vs. Ohio State (Feb. 16) ... Went 2-for-3 with four RBIs and three runs scored in series finale vs. California (March 29) ... Clocking two hits, including a home run, and three RBIs in series opener at Stanford (April 4)

### 2024 (FRESHMAN)

All-ACC Academic Team ... ACC Honor Roll ... Easton/NFCA All-America Scholar Athlete ... NFCA Leadoff Classic All-Tournament Team ... NFCA Selected Top Performance (Feb. 13) ... Started in 34 games ... Maintained a .273 average with a .370 on-base percentage and .500 slugging percentage ... Finished the season with six multi-hit games and nine multi-RBI games ... Opened her collegiate career with two home runs and four RBIs, including a solo shot in her first at bat, against

Missouri State (Feb. 8) ... Went 2-for-4 with a home run, double and four RBIs vs. Wichita State (Feb. 14) ... Hit a solo home run against South Carolina to open scoring in Columbia (April 9) ... Recorded a three-run bomb in series finale at Syracuse (April 7) ... Tallied two doubles with three RBIs in series opener at Louisville (April 26) ... Drew two walks and scored one run vs. USC Upstate (May 18) ... Drew 16 walks and was hit by one pitch ... Missed 20 games due to injury



### KNOWLER'S CAREER STATS

OVERALL																							
Year	Avg	GP-GS	AB	R	H	2B	3B	HR	RBI	TB	Slg%	BB	HP	SO	GDP	OB%	SF	SH	SB	PO	A	E	Fld%
2024	.273	34-34	110	14	30	10	0	5	28	55	.500	16	1	23	2	.370	0	0	0-0	130	2	6	.957
2025	.313	61-61	201	31	63	19	0	15	62	127	.632	24	1	30	2	.381	5	0	0-0	381	4	6	.985
Total	.299	95-95	311	45	93	29	0	20	90	182	.585	40	2	53	4	.377	5	0	0-0	511	6	12	.977



# VETERAN BIOS



## MADI LARDIZABAL

8

INF • R-R • 5-8 • SO. • 1VL  
MURRIETA, CALIF.  
MURRIETA MESA HIGH SCHOOL

### 2025 (FRESHMAN)

ACC Champion ... ACC Honor Roll ... NFCA All-America Scholar Athlete ... Appeared in nine games ... Clocked first career at bat against Missouri State (Feb. 9) ... Tallied two assists vs. Furman (March 4), at Fordham (March 19) and vs. Gardner-Webb (April 1) ... Recorded her first career home run at Fordham (March 19) ... Scored two

runs on the year

### BEFORE CLEMSON

Defensive Player of the Year (2022) ... Chino Hills High School League Champions in 2021-22 ... Murrieta League Champions in 2023 ... First Team All-League selection in 2021-22 ... Played club ball for Batbusters Garcia,

### LARDIZABAL'S CAREER HIGHS

Runs	1	many (2)	3-22-25
Hits	1	at Fordham	3-19-25
Doubles	0	-----	-----
Home Runs	1	at Fordham	3-19-25
RBI's	2	at Fordham	3-19-25
Walks	0	-----	-----
Steals	0	-----	-----

Suncats Natividad and Athletics Mercado Premiere ... Ranked 20th in Extra Innings Hot 100

### PERSONAL

Daughter of Annie and Billy Lardizabal ... Dad played baseball at Long Beach City College ... One older brother, Billy Lardizabal ... Intends to major in English and Psychology ... Chose Clemson because of the family culture, the balance between athletics and academics, and how the student athletes are taken care of. The coaching staff and team made it feel like home.

### LARDIZABAL'S CAREER STATS

OVERALL																			
Year	Avg	GP-GS	AB	R	H	2B	3B	HR	RBI	TB	Sig%	BB	HP	SO	GDP	OB%	SF	SH	SB
2025	.167	9-0	6	2	1	0	0	1	2	4	.667	0	0	2	0	.167	0	0	0-0
																			PO
																			A
																			E
																			Fld%



## SAM MINISH

20

OF/C • L-L • 5-6 • SO. • 1VL  
HULL, GA.  
MADISON COUNTY HIGH SCHOOL

### 2025 (FRESHMAN)

ACC Champion ... D1Softball D100 Preseason Freshman Watch List ... Softball America Preseason Freshman Watch List ... Appeared in 41 games, starting 30 ... Maintained a .271 average, .470 on-base percentage and .371 slugging percentage ... Went 3-for-3 with a double and two runs scored vs. Missouri State (Feb. 9) ... Scored two runs against Indiana (March 1) ... Clocked one hit, one walk, one RBI and two runs scored in the series opener against Duke (March 7) ... Recorded a hit in each of the Duke games ... Finished with a triple against East Carolina (Feb. 28) ... Tallied a sac bunt and scored a run in upset victory against No. 10 Georgia (Feb. 26) ... Had three RBIs vs. Georgia State (Feb. 8) ... Recorded a hit and scored a run at Georgia Tech (April 26)

Impact Lunsford, Mojo Lunsford and Mojo Fisher/Ramsey Ranked as the sixth prospect with Extra Innings Softball as an outfielder and as the ninth prospect on Extra Innings

### BEFORE CLEMSON

2020 Best Hitter/Offensive Player of the Year & 2022 ... Defensive Player of the Year for Region 8-A ... Three-time Region 8-A ... First Team All-Region (2020-22) ... Two-time GACA A ... First Team All-State & two-time MVP ... Assisted Madison County HS to a Final Four and Elite Eight finish for 8-A ... Played club ball for

### MINISH'S CAREER HIGHS

Runs	2	many (4)	3-19-25
Hits	3	vs. Missouri State	2-9-25
Doubles	1	many (5)	3-7-25
Home Runs	0	-----	-----
RBI's	3	vs. Georgia State	2-8-25
Walks	2	many (3)	3-21-25
Steals	1	many (2)	3-21-25

Softball ExtraElite Top 100

### PERSONAL

Daughter of Tonya and Jeremy Minish ... One older sister, Skylar ... Intends to major in Parks, Recreation, and Tourism with a concentration in Recreational Therapy ... Chose Clemson because when she came for her first recruiting visit, everything felt like home. She knew in her heart then that Clemson was where God led her to.



### MINISH'S CAREER STATS

OVERALL																			
Year	Avg	GP-GS	AB	R	H	2B	3B	HR	RBI	TB	Sig%	BB	HP	SO	GDP	OB%	SF	SH	SB
2025	.271	41-30	70	20	19	5	1	0	7	26	.371	22	6	18	0	.470	2	1	2-2
																			PO
																			A
																			E
																			Fld%

# VETERAN BIOS



## TAYLOR PIPKINS

22

INF/OF • R-R • 5-6 • SO. • 1VL  
CUMMING, GA.  
NORTH FORSYTH HIGH SCHOOL

### 2025 (FRESHMAN)

ACC Champion ... ACC Tournament MVP ... ACC All-Tournament Team ... ACC All-Academic Team ... ACC Honor Roll ... NFCA All-America Scholar Athlete ... Appeared in 39 games, starting 31 ... Maintained a .299 average, .350 on-base percentage and .471 slugging percentage ... Drew a walk and scored a run in the series finale against Texas in the Austin Super Regional (May 24) ... Hit grand slam to push Clemson past Virginia in the ACC Quarterfinals (May 8) ... Recorded two hits, two walks, one run and one RBI in ACC Semifinals against Virginia Tech (May 9) ... Tallied first career hit vs. Ole Miss (Feb. 6) ... Picked up first career RBI with a sac fly against Georgia State (Feb. 8) ... Scored two runs off one hit and one walk vs. Missouri State (Feb. 9) ... Tallied seven assists vs. UCF (Feb. 15) ... Tallied a season-high four putouts vs. NC State (April 11) ... Recorded two home runs in the series at NC State ... Finished with a sac fly in Clemson's upset victory against top-ranked Tennessee (April 22) ... Notched three RBIs at Georgia Tech (April 25)

### BEFORE CLEMSON

Defensive Player of the Year for North Forsyth HS in 2021 ... Offensive Player of the Year for North Forsyth HS in 2022 ... First Team All-Region, First Team All-Country and First Team All-State in 2021 and 2022 ... Posted the single-season double record in 2022 with 20 ... Played club ball for Georgia Impact Caymol ... Named the #24 prospect by Extra Innings Softball

### PERSONAL

Daughter of Brandy and Beau Pipkins ... Dad played baseball at Alabama Southern University ... One older brother, Caleb ... Intends to major in Business ... Chose Clemson because it immediately felt like family and has been her dream since a young age. It felt like a home away from home, and she connected with the coaching staff. She fell in love with the culture here and is excited to grow with and build a new program that create opportunities that have never been done.

### PIPKINS' CAREER HIGHS

Runs	2	many (3)	4-13-25
Hits	2	many (4)	5-9-25
Doubles	1	many (3)	5-16-25
Home Runs	1	many (4)	5-18-25
RBIs	4	vs. Virginia	5-8-25
Walks	2	vs. Virginia Tech	5-9-25
Steals	1	many (3)	5-9-25



### PIPKINS' CAREER STATS

OVERALL																							
Year	Avg	GP-GS	AB	R	H	2B	3B	HR	RBI	TB	Slg%	BB	HP	SO	GDP	OB%	SF	SH	SB	PO	A	E	Fld%
2025	.299	39-31	87	16	26	3	0	4	23	41	.471	9	0	9	1	.350	4	0	3-4	36	22	3	.951



## AVA WILSON

17

OF • L-R • 5-9 • SO. • 1VL  
ACWORTH, GA.  
NORTH PAULDING HIGH SCHOOL

### 2025 (FRESHMAN)

ACC Champion ... Maintained a .253 average, .372 on-base percentage and .506 slugging percentage ... Finished the year with 24 runs and 21 RBIs ... Scored a run in Clemson's ACC Championship win against Florida State (May 10) ... Hit a grand slam for her first collegiate home run vs. No. 16 Missouri (Feb. 13) ... Went 2-for-2 with one run against Missouri State (Feb. 9) ... Recorded a home run with three RBIs vs. Ohio State (Feb. 16) ...

Tallied home runs in back-to-back games vs. Marshall (Feb. 22 & 23) ... Finished with three RBIs and scored one run in the series opener vs. No. 14 Duke (March 7) ... Finished with two hits and two RBIs vs. Gardner-Webb (April 1) ... Clocked four multi-hit games and seven multi-RBI games

### BEFORE CLEMSON

First Team All-Region in 2021 and 2022 & Second Team

### WILSON'S CAREER HIGHS

Runs	1	many (23)	5-16-25
Hits	2	many (4)	4-1-25
Doubles	1	many (2)	4-1-25
Home Runs	1	many (6)	4-1-25
RBIs	4	vs. Missouri	2-13-25
Walks	2	East Carolina	2-28-25
Steals	1	many (2)	3-5-25

All-Region in 2020 ... Second Team All-State in 2022 ... Selected to the Junior All-Star Game in 2022 ... Golden Glove Award recipient in 2021 ... Helped North Paulding HS to become Region Champions in 2022 and 2023 ... Played club ball for EC Bullets Maher and Fury Platinum X Hutchins/Higdon

### PERSONAL

Daughter of Kelley and Lance Wilson ... Older sister, Emma, played softball at Florida State University ... Intends to major in Business ... Chose Clemson because of the coaches and campus values, the town felt like home, and because it's a growing program that has the talent to compete for a national championship.

### WILSON'S CAREER STATS

OVERALL																							
Year	Avg	GP-GS	AB	R	H	2B	3B	HR	RBI	TB	Slg%	BB	HP	SO	GDP	OB%	SF	SH	SB	PO	A	E	Fld%
2025	.253	53-32	79	24	20	2	0	6	21	40	.506	12	3	26	0	.372	0	1	2-4	17	0	0	1.000

# NEWCOMER BIOS



**SARAH  
BREAUX**

**66**

🐾 INF • R-R • 5-9 • FR.  
🐾 MIAMI SPRINGS, FLA.  
🐾 DORAL ACADEMY PREPARATORY CHARTER  
HIGH SCHOOL

## BEFORE CLEMSON

2024 Max Preps All-American ... 2023 Extra Innings All-American ... First Team All-State (2023 & 2024) ... Miami-Dade County Player of the Year (2023 & 2024) ... Doral Academy Softball MVP (2023 & 2024) ... Led the state of Florida in RBIs in 2024 & broke Doral Academy school record for single-season hits ... 2021 FHSAA 6A State Champion ... Extra Innings No. 6 Infielder.

## PERSONAL

Daughter of Ileana and Michael ... Father played football at Nevada-Reno and was First Team All-Big West offensive guard and 2014 Hall of Fame Athletic Inductee ... Has one sister, Lauren ... Intends to major in Nursing/Biology.



**KEIRA  
CROSBY**

**43**

🐾 RHP/UTL • R-R • 5-7 • FR.  
🐾 NEW CANEY, TEXAS  
🐾 THE WOODLANDS CHRISTIAN ACADEMY

## BEFORE CLEMSON

8 Line Drive Media's 2025 Hot 100 ... Perfect Game No. 21 & Extra Innings No. 15 Regional Rankings (2024) ... Unanimous First Team All-District (2024) ... 2024 All-State ... Two-time Bi-District Champions (2023 & 2024) ... All-County First Team ... Vype Private School Player of the Year Finalist (2024) ... 2023 16U IDT Champions – pitched a complete-game shutout ... CO Sparkler Future Stars of the CWS Showcase (2023).

## PERSONAL

Daughter of Neysa and Billy ... Father played at Sam Houston State ... Has two siblings: Nyah and Brooks ... Intends to major in psychology.



**SOPHIA  
BURMEISTER**

**23**

🐾 C/3B • R-R • 5-9 • FR.  
🐾 POWAY, CALIF.  
🐾 POWAY HIGH SCHOOL

## BEFORE CLEMSON

6 Line Drive Media's 2025 Hot 100 ... Extra Innings No. 1 West Region Catcher & No. 10 Overall ... 26 Prep Softball Rankings ... 2024 CIF Player of the Year ... Palomar League Player of the Year (2024) ... Two-time MVP CIF Open Division Champions (2023 & 2024) ... 2024 CIF San Diego Home Run Leader ... 2023 CIF Southern Region State Champions ... Two-time All-State First Team & three-time All-CIF First Team ... Three-time Palomar League First Team selection ... 2023 Silver Slugger Award ... 2022 Rookie of the Year.

## PERSONAL

Daughter of Brandy and Justin ... Has four siblings: Kaley, Tyler, Natalie and Colton ... Intends to major in either sports medicine or criminal justice.



**ABBY  
DUNNING**

**4**

🐾 RHP • R-R • 5-4 • GR.  
🐾 CHICAGO, ILL.  
🐾 BOSTON COLLEGE  
🐾 MARIST HIGH SCHOOL

## BEFORE CLEMSON

30 on the College Sports Evaluators Preseason Top 50 Pitchers List (2025) ... 2024 All-ACC Third Team & ACC All-Tournament Team ... 2024 NFCA Mid-Atlantic All-Region Second Team ... Made 33 appearances in 2024 with 14 victories ... Limited opponents to a .207 batting average and held a 2.46 ERA during the 2024 season ... Ranked third in the ACC in 2024 with 172 strikeouts ... Struck out a career-high 12 batters at FGCU in 2024.

## PERSONAL

Daughter of Gina and Tim ... Has two sisters: Andrea and Ashley ... Working towards her masters in athletic leadership.



**KILEY  
CHANNELL**

**2**

🐾 INF • R-R • 5-4 • JR.  
🐾 KEYSTONE HEIGHTS, FLA.  
🐾 FLORIDA ATLANTIC UNIVERSITY  
🐾 KEYSTONE HEIGHTS JR./SR. HIGH SCHOOL

## BEFORE CLEMSON

2025 AAC Second Team ... 2024 AAC Rookie of the Year ... Batted .330 with 59 hits, 34 runs and 44 RBI in 2025 ... Led the Owls in doubles with 14 last season ... Set FAU's single-game record with five hits in the clinching game for the AAC regular season title against Tulsa ... Finished with 55 hits, 35 RBIs, 29 runs and 20 walks in 2024 ... Registered 19 doubles as a freshman to finish No. 11 in the NCAA.

## PERSONAL

Daughter of Viola Sims and Jason Channell ... Has two siblings: Hailey and Nick ... Intends to major in business finance.



**LEXIE  
HAMES**

**33**

🐾 RHP • R-R • 5-10 • FR.  
🐾 HARMONY, PA.  
🐾 SENECA VALLEY SR. HIGH SCHOOL

## BEFORE CLEMSON

Gatorade Player of the Year (Pennsylvania – 2024, 2025) ... 2024 Pennsylvania Player of the Year ... Extra Innings No. 4 Overall and No. 2 Pitcher (2023-24) ... 6A Cover Athletics Player of the Year (2022 & 2023) ... Three-time Post Gazette Player of the Year (2022, 2023 & 2024) ... Pittsburgh Union Progress most feared slugger, best pitcher and overall player of the year (2023 & 2024) ... PA 6A Pitcher of the Year (2023) ... Tribune Review 6A Player of the Year (2023 & 2024) ... Three-time All-State First Team (2022, 2023 & 2024) ... WPIAL Champions (2022 & 2024), PIAA State Runner Up (2022) ... MaxPreps No. 1 Player in the state of Pennsylvania.

## PERSONAL

Daughter of Marlesse and Chase ... Mom played basketball at Penn State Behrend and was a six-time hall of famer ... Has one sister, Meah Hames ... Intends to major in business and finance.

# NEWCOMER BIOS



**CORRI HICKS** 99

 C/1B • R-R • 5-9 • SO.  
 SAN JOSE, CALIF.  
 UNIVERSITY OF OKLAHOMA  
 ARCHBISHOP MITTY HIGH SCHOOL

## BEFORE CLEMSON

Appeared in 24 games, making five starts in 2025 ... Hit .261 with three runs, six hits and eight RBIs ... Finished her freshman campaign with three home runs ... Launched a postseason home run in the 8-0 run-rule victory against Boston during the Norman Regional ... Recorded her first collegiate RBI in a 10-2 win at Tulsa ... Clocked four RBIs vs. UT Arlington with a three-run homer and a single ... Tallied six putouts against East Texas A&M.

## PERSONAL

Daughter of Katherine and Julius ... Mom played softball at West Valley Junior College ... Dad played basketball at West Valley for two years and at the University of Oregon for two years ... Has four sisters: Jamie, Rylie, Callie and Cobie ... Sister Jamie plays softball at Fresno State.



**MAC PAVESE** 11

 1B/OF • L-L • 5-8 • FR.  
 CANTON, GA.  
 CHEROKEE HIGH SCHOOL

## BEFORE CLEMSON

First Team All-Region (2022, 2023, 2024) ... County Player of the Year (2022) & First Team All-County (2023) ... First Team All-State (2022 & 2023) ... Selected to play in the GACA Junior All-State Game ... Holds the Cherokee HS single season records for batting average, OBP, doubles and walks and career records for batting average, OBP, hits, doubles and runs scored ... Extra Innings No. 1 Infielder ... Two-time PGF All-American ... USA Softball All-American.

## PERSONAL

Daughter of Rebecca and Robert ... Sister, Lexi, runs cross country at Tennessee ... Intends to major in accounting.



**MADDIE JOHNSON** 15

 RHP • R-R • 5-10 • FR.  
 AYNOR, S.C.  
 AYNOR HIGH SCHOOL

## BEFORE CLEMSON

2024 All-Region ... All-Region Player of the Year ... 2024 All-State selection ... South Carolina AAA Softball Player of the Year ... 2023 All-Region ... 2022 All-Region ... Extra Innings No. 8 Pitcher in the Southeast & 27th nationally.

## PERSONAL

Daughter of Heather and Rett ... Dad played baseball at Coastal Carolina ... Has one sister, Macy ... Intends to major in engineering.



**SARAH ROCHELEAU** 37

 OF • R-R • 5-10 • FR.  
 FORT MILL, S.C.  
 CATAWBA RIDGE HIGH SCHOOL

## BEFORE CLEMSON

46 in Line Drive Media's 2025 Hot 100 ... 2023 SCHSAA 4A Player of the Year & 4A Region 3 Player of the Year ... SCHSAA 4A State Champion (2023 & 2024) ... 2023 SCHSAA All-State & All-Region ... 2022 SCHSAA 4A State Runner-Up ... Copperhead Award (2022 & 2023) ... 2024 Nominated for Hot Stove Softball Award ... 2024 Red Ribbon Award ... 2023 SCHSAA 4A All-Region volleyball player.

## PERSONAL

Daughter of Kelly and Charlie ... Has one brother, Calvin ... Intends to major in biology.



**SIERRA MANESS** 7

 RHP • R-R • 5-7 • JR.  
 WOODRUFF, S.C.  
 USC UPSTATE  
 JAMES F. BYRNES HIGH SCHOOL

## BEFORE CLEMSON

2025 Big South All-Conference First Team ... 2024 Big South All-Freshman Team & Big South All-Conference Second Team ... Made 36 appearances in the circle with 166 innings pitched in 2025 ... Struck out 120 batters last season while limiting opponents to a .235 average ... Has struck out 244 batters over the course of two seasons at USC Upstate in 66 appearances ... Held a 2.34 ERA with 34 victories and three saves over her career with the Spartans ... Finished with a career-high 11 strikeouts against Loyola in 2024.

## PERSONAL

Daughter of Kelly and Syd ... Has one brother, Dakota ... Intends to major in sociology.

# HEAD COACH JOHN RITTMAN



## JOHN RITTMAN

HC

-  **HEAD COACH**
-  **7<sup>TH</sup> SEASON AS HEAD COACH AT CLEMSON**
-  **25<sup>TH</sup> SEASON OVERALL AS A HEAD COACH**
-  **NEW MEXICO STATE '86**

**J**ohn Rittman, a longtime head coach and member of the USA Softball Women's National Team coaching pool, was named the first Head Coach of Clemson Softball on Nov. 3, 2017. Rittman came to Clemson after serving as the Associate Head Coach at the University of Kansas from 2015-17. Rittman joined the Jayhawks after 18 seasons as the Head Coach at Stanford University and 10 years on the United States National Team coaching staff (2001-08, 2016-18). He returned to the USA Women's National Team staff in 2023 when he served as the head coach for the Japan All-Star Series.

The 2025 season was highlighted by more 'firsts' as the program claimed its first ACC Tournament Championship and won its first super regional game. Finishing with a 48-14 record, the Tigers reached new heights by surpassing 300 games as a program with a home win against Boston College on April 17, surpassing the 200 win mark with an 11-3 victory against Lafayette and reaching 100 wins in ACC play with an 8-2 win at Georgia Tech to conclude the regular season. Following the conclusion of the regular season, Rittman led the Tigers to their first ACC Tournament Championship with three comeback victories against Virginia (7-4), Virginia Tech (10-9) and Florida State (2-1). Clemson went on to earn its third national seed in four years being a No. 11 seed and won three games to make its third Super Regional appearance in program history. The Tigers continued to make program history by defeating No. 6 Texas, 7-4, in the opening game

### THE RITTMAN FILE

**Full Name:** John Richard Rittman  
**Born:** October 5, 1963  
**Education:** Bachelor's degree in journalism at New Mexico State (1986).  
**Playing Experience:** Three-year letterman at New Mexico State (1984-86).  
**Coaching Experience:** Assistant Coach at Oregon (1988-90) ... Assistant Coach at Minnesota (1991-92) ... Assistant Coach at Washington (1993-96) ... Head Coach at Stanford (1997-2014) ... Associate Head Coach at Kansas (2015, 2017) ... Head Coach at Clemson (2020-present).  
**Family:** Wife, Lorie Rittman ... sons, Justin and Jake.

of the Austin Super Regional for the program's first super regional win. As a program, Clemson set 12 offensive records including: games played (62), batting average (.325), at bats (1688), hits (549), doubles (105), home runs (85), RBIs (404), slugging percentage (.553), on-base percentage (.420), runs scored (439), walks (255) and total bases (933). Individually, Rittman helped Reese Basinger to be named the first ACC Pitcher of the Year by a Tiger and Macey Cintron to be named the second ACC Freshman of the Year. In total, four Tigers were named to the All-ACC First Team, two to the third team and two to the All-Freshman team. The Tigers also set program records with four garnering All-ACC Tournament selections, including freshman Taylor Pipkins garnering MVP honors, and eight players earning NFCA All-Region accolades. Rittman guided his second athlete at Clemson to multiple All-America honors after senior second baseman Maddie Moore was named an NFCA First Team All-American. Alongside Moore, Basinger was named a CSC Academic All-American to become the third player in program history to receive the honor and became the second softball player at Clemson to garner ACC Scholar-Athlete of the Year accolades.

The 2024 campaign had Rittman leading the Tigers to a 35-19 overall record. As a program, Clemson opened the season with its 200th game in history (held a 155-45 overall record at this time) that was eclipsed with a 12-0 run-rule against Missouri State. The Tigers also reached their 100th victory in program history at McWhorter Stadium with a 12-0 shutout against Fordham. Rittman guided a program record number of student-athletes to postseason honors, including two NFCA All-Americans, three NFCA All-Region selections and six All-ACC honorees. Most notable on this list is Rittman's guidance of pitcher/utility Valerie Cagle, who was crowned a First Team All-American for the third time of her tenure, as well as being a First Team NFCA All-Southeast selection and earning All-ACC Third Team honors. Cagle was joined by first-time All-American infielder Maddie Moore. Moore was joined on the All-ACC First Team by infielder Alia Logoleo, while fellow infielder Alex Brown garnered Second Team accolades. As a team, the Tigers set single-season records in triples (15), sac flies (25) and sac hits (18). Additionally, Clemson's pitching staff finished with a 2.32 ERA, which ranked No. 24 in the NCAA at the end of the year, while the 3.72 strikeout-to-walk ratio ended the year at No. 8. For the second-consecutive season, the Clemson

pitching staff allowed only 56 extra-base hits while holding opponents to a .245 batting average behind the efforts of All-ACC selections Regan Spencer (Second Team), Millie Thompson (Third Team) and Cagle. Senior center fielder McKenzie Clark rounded out the All-ACC and NFCA All-Region honorees. Clemson capped its season with its fourth-straight NCAA Regional appearance where the Tigers won their ninth NCAA Tournament. Off the field, Clemson finished with a 3.50 spring GPA and had 14 athletes be named NFCA All-America Scholar-Athletes and 13 be named to the All-ACC Academic Team. For the third consecutive season, Clemson finished with at least one CSC Academic All-District selections as Thompson and Brooke McCubbin led the charge – this was Thompson's second-consecutive year as an Academic All-District selection.

During the fourth season at the helm of the program, Rittman guided the Tigers to a 49-12 overall record that started with a perfect 14-0 run to open the season before the Tigers posted a 37-1 record through the first week of April for another program best. Clemson capped the regular season with a 5-4 victory to mark the 150th of the program and Rittman's 900th-win of his coaching tenure. He became the 44th collegiate softball coach to reach the 900-win benchmark. Hosting the second regional in program history, Clemson went on to make the second-consecutive super regional appearance. The Tigers took the next step as a program by surpassing previous team bests in multiple categories. The Tigers led the ACC in On-Base Percentage (.409) and Scoring (6.08 per game) and finished in the top 25 of the NCAA in eight offensive categories. Defensively, Clemson finished with a .980 fielding percentage to lead the ACC and finish seventh in the NCAA. The Tiger defense also turned 31 double plays (.510 per game), which ranked sixth in the nation. With Rittman's tutelage, redshirt junior Valerie Cagle was named the 2023 USA Softball Player of the Year, a Rawlings Gold Glove (pitcher) recipient, the ACC Player of the Year and a NFCA First Team All-American for the second time of her career after she led the ACC in seven categories and ranked in the top 25 of the NCAA in 11. As a team, the Tigers clocked their highest individual ranking climbing as high as No. 4 and finished the season at No. 9 in both major polls. Clemson finished with five All-ACC honorees and 15 on the All-Academic Softball Team, while Cagle was tabbed the ACC Softball Scholar-Athlete of the Year. After posting a 3.68 team GPA, 17 student-athletes received Easton/NFCA All-America Scholar Athlete distinctions while the team maintained the 12th-highest team GPA in Division I. Five Tigers were named CSC Academic All-District honorees, and graduate Caroline Jacobsen earned CSC Academic All-America Third Team honors.

In the third year of the program, Rittman continued to guide Clemson to new heights by making the program's first Super Regional appearance after earning the program's first national seed and hosting a Regional. Early in the season, the Tigers upset then-No. 6 Washington, 2-0, at the St. Pete/Clearwater Elite Invitational for the program's first top-10 win. Clemson followed that by playing its 100th game in program history against Illinois on March 13. The Tigers won with a 4-0 victory to tie Clemson women's tennis for the most wins through a program's first 100 games with a 78-22 record. With that record, Rittman solidified himself as the winningest coach among active head coaches at Clemson surpassing Dabo Swinney (football), who held a 74-26 record. The Tigers continued to reach new levels by winning their 100th game in only 130 games on May 1 with a 3-2 win against Georgia Tech on Senior Day to become the second-fastest program at Clemson to reach 100 wins trailing only women's tennis (128). The Tigers were ACC Tournament Runner-Ups. The hot streak continued for Clemson entering postseason as the Tigers earned the No. 10 national seed for the NCAA softball tournament. The No. 10 Tigers made a clean sweep in three games to advance to the Stillwater Super Regional. Clemson finished the year with five All-ACC team selections, and Valerie Cagle was named an NFCA

### RITTMAN COACHING RECORD

Year	School	W-L	NCAA
1997	Stanford	31-27-1	
1998	Stanford	41-18	Regionals
1999	Stanford	40-25	Regionals
2000	Stanford	45-18	Regionals
2001	Stanford	54-16-1	World Series
2002	Stanford	44-20	Regionals
2003	Stanford	41-26	Regionals
2004	Stanford	49-19	World Series
2005*	Stanford	43-16	Super Regionals
2006	Stanford	42-18	Super Regionals
2007	Stanford	35-21-1	Regionals
2008	Stanford	49-15	Super Regionals
2009	Stanford	48-11	Super Regionals
2010	Stanford	37-19	Regionals
2011	Stanford	42-17	Super Regionals
2012	Stanford	40-19	Regionals
2013	Stanford	39-21	Regionals
2014	Stanford	30-25	
2020^	Clemson	19-8	N/A
2021*	Clemson	44-8	Regionals
2022	Clemson	42-15	Super Regionals
2023	Clemson	49-12	Super Regionals
2024	Clemson	34-17	Regionals
2025*	Clemson	48-14	Super Regionals

\* - conference champion; ^ - season suspended March 12 and later canceled due to a coronavirus (COVID-19) pandemic

### HEAD COACHING RECORD BY SCHOOL

School	Seasons	Years	W-L	Win %
Stanford	18	1997-2014	750-351-3	.681
Clemson	6	2020-25	237-78	.752
<b>Totals</b>	<b>24</b>	<b>1997-2014, 2020-25</b>	<b>987-429-3</b>	<b>.696</b>

# HEAD COACH JOHN RITTMAN

## MITTMAN'S MILESTONE WINS

### OVERALL

Win	Date	Opponent	Score
*1	2-9-1997	at CS Fullerton	11-6
*100	4-1-1999	Utah State	16-0 <sup>(5)</sup>
*200	4-25-2001	Saint Mary's	8-0 <sup>(5)</sup>
*300	2-13-2004	vs. Santa Clara	5-0
*400	2-24-2006	vs. Maryland	8-5
*500	4-11-2008	Oregon State	10-1 <sup>(6)</sup>
*600	2-11-2011	vs. CS Northridge	9-0 <sup>(5)</sup>
*700	3-9-2013	Minnesota	9-7
800	4-17-2021	Boston College <sup>(2)</sup>	4-3 <sup>(9)</sup>
900	4-30-2023	at Virginia Tech	5-4
987	5-22-2025	at Texas	7-4

### CLEMSON

Win	Date	Opponent	Score
1	2-7-20	vs. St. John's	6-2
100	5-1-2022	Georgia Tech	3-2
200	2-28-2025	Lafayette	11-3 <sup>(6)</sup>

\* - as Stanford's head coach; Note: Home wins in bold.

First Team All-American, the second NFCA All-America honor of her career. Behind Rittman's efforts, Clemson climbed as high as No. 14 in the NFCA national rankings and earned its first single digit ranking from ESPN/USA Softball rankings coming in at No. 9 for two weeks. Off the field, Clemson posted a 1,000 APR and 3.38 GPA in the spring. Graduate Sam Russ was named to CoSIDA's Academic All-America Third Team to become softball's first Academic All-American. Cammy Pereira was awarded the 2022 Weaver-James-Corrigan-Swofford Postgraduate Scholarship Award from the ACC marking the third Clemson softball player to earn the honor in two years.

During the second season and first complete year, Rittman propelled Clemson to even higher heights by becoming the ACC Regular Season Champions after posting a 29-5 ACC record and winning seven ACC series, including six series sweeps. The Tigers were ACC Tournament Runner-Ups. The Tigers finished the season with a 44-8 record and the sixth-best WL Percentage in the NCAA (.846). Rittman was named ACC Coach of the Year and guided Valerie Cagle to being the first softball player in league history to be named both the ACC Freshman and Player of the Year in the same season. Clemson finished with six individuals earning nine All-ACC team selections following the regular season, including three on the first team. Cagle and freshman McKenzie Clark were named to the NFCA All-Region team. The honors continued to roll in for Cagle as she became the first Clemson softball All-American garnering second team honors from the NFCA, a Top-Three Finalist for the NFCA's National Freshman of the Year and a Top-10 Finalist for USA Softball's Collegiate Player of the Year. Behind Rittman's efforts, Clemson climbed as high as No. 13 in the NFCA national rankings and No. 10 in the ESPN/USA Softball rankings before finishing the season at No. 18 in the NFCA poll. Rittman led the Tigers to their first postseason appearance traveling to the Tuscaloosa Regional that capped off a historic second season.

In its inaugural season, Rittman transcended Clemson into a nationally-respected program. Rittman guided Clemson, which was predicted to finish in 10th in the conference, according to the 2020 ACC preseason poll, to a 19-8 overall record, including 5-1 in ACC play. The Tigers, who won both of their ACC series against Virginia and Pitt, won 11 of their final 12 games before the 2020 season was cut short due to the coronavirus pandemic (COVID-19). Additionally, Clemson went 14-2 at Clemson Softball Stadium (now McWhorter Stadium), which included a 13-game home win streak that spanned 25 days. Rittman and the Tigers generated plenty of enthusiasm among the Clemson faithful as the first-year program ranked fourth nationally in attendance (24,860) and fifth in average attendance (1,544/game) in 2020. On March 3, the National Fastpitch Coaches Association (NFCA) announced the first-year program received votes (10) in



the fifth edition of the 2020 USA Today/NFCA D1 Top 25 Coaches Poll. The announcement came after Clemson defeated then-No. 14 Georgia, 4-1, on Feb. 26 at Clemson Softball Stadium before sweeping the Cavaliers to win its first-ever ACC series. Under the direction of Rittman, three Tigers in Valerie Cagle (twice), Marissa Guimbarda and Logan Caymol earned ACC weekly honors on four occasions, the most by any ACC program in 2020. Cagle, a true freshman in 2020, was second in the nation in RBIs (36), while Guimbarda finished the season fourth nationally in home runs (11). Both Cagle and Guimbarda led the ACC in RBIs and home runs, respectively.

At Stanford, Rittman and the Cardinals recorded 18-consecutive winning seasons, made 16-straight NCAA appearances, notched 13 40-win seasons and produced at least one All-American in 15 of his last 17 seasons. As head coach, Rittman accumulated a 750-351-3 overall mark, coached a national player of the year, 16 All-Americans, earned five Super Regional appearances, two Women's College World Series appearances and maintained a spot in every regular-season NFCA top-25 poll for more than a decade.

Rittman served on the staff of the USA Softball team which won gold at both the 2016 Women's Softball World Championship and the 2017 Pan Am Qualifier. He also worked with Team USA from 2001-08, coaching the 2004 Olympic gold medal winners in Athens and the 2008 silver medalists in Beijing. Team USA also won gold medals at the 2002 and 2006 World Championship and the 2003 and 2007 Pan Am Games.

Prior to being named head coach at Stanford, Rittman spent four seasons as an assistant coach at the University

of Washington, focusing on hitting and defense. Rittman helped start the program and, within just four seasons, the Huskies had earned a No. 1 national ranking, won the 1996 Pac-10 Championship, made three NCAA Tournament appearances and notched a runner-up finish in their first trip to the Women's College World Series. Washington became the first team since Texas A&M (1983) to advance to the championship game in its first appearance at the WCWS.

Before his appointment at Washington, Rittman spent two seasons as an assistant at the University of Minnesota. During his second year, the Golden Gophers won the Big Ten Conference with a 20-4 league record. The Gophers set team and individual records in almost every offensive category. The Minnesota squad led the nation in hits and total bases en route to a No. 15 national ranking. Rittman also helped produce two Golden Gopher All-Americans.

From 1988-90, Rittman was an assistant coach at the University of Oregon. During his stay, the Ducks played in the 1989 Women's College World Series, set several team and individual offensive records and produced an All-American.

Rittman graduated from New Mexico State with a degree in journalism in 1986. He was a three-year letterwinner in baseball as an outfielder at NMSU after transferring from Yavapai Junior College in Prescott, Arizona.

Rittman and his wife, Lorie, a former softball player at the University of Oklahoma, are the parents of Justin, a UCLA graduate and former fullback for the Bruins, and Jake, a Notre Dame graduate and former punter for the Fighting Irish.

## CLEMSON SOFTBALL ALL-TIME STAFF TREE

Staff	Title at Clemson	Year(s) at Clemson	Current/Last Team Role	*Year(s)
Alyssa Bilodeau	Graduate Assistant/ Dir. of Player Development	2022-24 ^	Charlotte Assistant Coach	2025-26
Ben Blizzard	Graduate Assistant	2026 ^		
Courtney Breault	Assistant Coach *	2020-24 ^	Charlotte Head Coach	2025-26
Jake Combs	Graduate Assistant	2020-21 ^	Charlotte Assistant Coach	2025-26
Jessie Harper	Vol. Asst./Asst. Coach/ Dir. of Player Development	2023-25 ^	Clemson Dir. of Player Dev.	2025
Reese Jacobs	Vol. Assistant Coach	2020-22 ^	Clemson Vol. Asst. Coach	2020-22
Kyle Jamieson	Associate Head Coach *	2020-26 ^		
Jeannie Murphy	Director of Operations *	2020-26 ^		
Katie "Crash" Repole	Assistant Coach	2025-26 ^		
John Rittman	Head Coach *	2020-26		
Taylor Roby	Graduate Assistant/ Dir. of Player Development	2024-26 ^		
Kelly Torres	Graduate Assistant	2025-26 ^		
Ryan Wieligman	Assistant Coach	2025-26 ^		

\* - in current/last role with current/last team (College level only); ^ - under John Rittman as a head coach; \* - Member of inaugural staff; Note: Active coaches at Clemson in bold.

# ASSOCIATE HEAD COACH KYLE JAMIESON



## KYLE JAMIESON

AC

 **ASSOCIATE HEAD COACH**  
 **7<sup>TH</sup> SEASON AT CLEMSON**  
 **BROCK UNIVERSITY '97, NIPISSING UNIVERSITY '98**

**K**yle Jamieson, who previously served as head coach at Furman University, was named Associate Head Coach of Clemson Softball on Dec. 4, 2017. Jamieson primarily works with the Tigers' pitchers.

The 2025 season was highlighted by more 'firsts' as the program claimed its first ACC Tournament Championship and won its first super regional game. Finishing with a 48-14 record, the Tigers reached new heights by surpassing 300 games as a program with a home win against Boston College on April 17, surpassing the 200 win mark with an 11-3 victory against Lafayette and reaching 100 wins in ACC play with an 8-2 win at Georgia Tech to conclude the regular season. Jamieson guided senior Reese Basinger to be crowned the first ACC Pitcher of the Year in program history and assisted with freshman pitcher/designated player Macey Cintron being crowned ACC Freshman of the Year. Following the ACC Tournament, Jamieson saw senior Brooke McCubbin be named to the ACC All-Tournament Team after securing three comeback victories in the circle against. Continuing to develop a strong pitching staff, Jamieson guided both Basinger and McCubbin to 18 victories each which tie for the third-most in a single season for the program and led the ACC. On the national level, McCubbin finished 13th in the NCAA with a program-record five saves on the year, while Basinger started in 35 games which ranked sixth in the NCAA. Both Basinger and Cintron earned NFCA All-Region First Team honors, and McCubbin went on to pitch professionally in the AUSL. Jamieson put a cap on the 2025 campaign by being named the D1Softball Pitching Coach of the Year – the first national coaching honor of his career.

The 2024 campaign had Jamieson contributing to Clemson finishing with a 35-19 overall record. Jamieson guided the Clemson pitching staff to producing three All-ACC selections in Regan Spencer (Second Team), Valerie Cagle (Third Team) and Millie Thompson (Third Team). The staff finished with a 2.32 ERA, which ranked No. 24 in the NCAA at the end of the year, while the 3.73 strikeout-to-walk ratio finished the season at No. 8. For the second-consecutive season, the Clemson pitching staff allowed only 56 extra-base hits while holding opponents to a .245 batting average. Thompson led the ACC in three categories (hit batters – 3, strikeout-to-walk ratio – 7.50, walks allowed per 7.0 IP – 0.77), while also sitting sixth in the NCAA in both strikeout-to-walk ratio and walks allowed per 7 IP. Spencer had a breakout season in the circle to be named an ACC Pitcher of the Week twice during the 2024 campaign and garnered a team-high 11 victories. Under Jamieson, Spencer set the program career record with a 1.52 ERA, while Cagle holds the title with most career strikeouts (819). In total, Jamieson helped lead two Tigers to NFCA All-America honors, including Cagle, who was named a First Team All-American for the third time of her career.

In his fourth season, the Clemson pitching staff boasted a 1.59 ERA and 19 shutouts, including the program's first perfect game, to finish fourth and 11th in the NCAA, respectfully. Jamieson helped redshirt junior Valerie Cagle to being named the 2023 USA Softball Player of the Year, a Rawlings Gold Glove (pitcher) recipient and the

ACC Player of the Year for the second time in her tenure. Jamieson also called Cagle's and Clemson's first perfect game calling only 52 pitches as the Tigers defeated Mercer in five innings on March 8. That was topped as Cagle tossed an immaculate inning needing only nine pitches to strikeout the side against Georgia Tech on March 24. Joining Cagle in the circle, was sophomore Brooke McCubbin who posted a 1.34 ERA to finish 14th in the nation. Helping out on the defensive side, the Tigers clocked a .980 fielding percentage to lead the ACC and finish seventh in the NCAA. The Tiger defense also turned 31 double plays (.510 per game) to finish sixth in the NCAA.

In the third year, Jamieson continued to help guide Clemson to new heights as the program made its first super regional appearance after earning the first national seed and hosting a regional. Under the guidance from Jamieson, Clemson's pitching staff posted 20 shutouts during the year (13 solo, seven combined) and struck out 345 batters while limiting opponents to a .219 batting average. The pitching staff finished seventh in the NCAA for lowest ERA (1.78), sixth in Shutouts (20) and 19th in Strikeouts-to-Walk Ratio (3.75). Sophomore Millie Thompson had a breakout season in the circle with Jamieson's help and finished the season 17th in the NCAA in Strikeout-to-Walk Ratio (6.11), 18th in ERA (1.58) and 19th in Walks Allowed Per Seven Innings (1.06). The pitching staff posted three no-hitters that began with Regan Spencer and Thompson tossing a combined no-no against Kent State.

During the second season and first complete year, Jamieson helped propel Clemson to even higher levels as the team became ACC Regular Season Champions after posting a 29-5 ACC record and winning seven ACC series, including six series sweeps. The Tigers were ACC Tournament Runner-Ups after Jamieson's pitching staff shut out both Georgia Tech and then-No. 20 Virginia Tech in the first two rounds. Clemson continued to have a historic start making its first postseason appearance at the Tuscaloosa Regional. The Tigers finished the season with a 44-8 record and the sixth-best WL Percentage in the NCAA (.846). With the guidance from Jamieson, Clemson's pitchers combined for 16 shutouts in 2021 (12 solo, two combined) and struck out 369 batters while limiting opponents to a .198 batting average and allowing less than 100 earned runs (96). The pitching staff finished fifth in the NCAA for lowest ERA (1.50) and 11th in Strikeout-to-Walk Ratio (3.80). Jamieson was an integral part of redshirt freshman Valerie Cagle being named ACC Freshman and Player of the Year (the first softball player in league history to garner both honors). Jamieson also coaches freshmen Millie Thompson and Regan Spencer to a combined 15-1 record in 33 appearances.

In its inaugural season, Jamieson helped transcend Clemson into a nationally-respected program. Jamieson helped Clemson, which was predicted to finish in 10th in the conference, according to the 2020 ACC preseason poll, to a 19-8 overall record, including 5-1 in ACC play. The Tigers, who won both of their ACC series against Virginia and Pitt, won 11 of their final 12 games before the 2020 season was cut short due to the coronavirus pandemic (COVID-19). After winning its first two ACC series, the National Fastpitch Coaches Association (NFCA)

announced the first-year program received votes (10) in the fifth edition (March 3) of the 2020 USA Today/NFCA D1 Top 25 Coaches Poll. Under the direction of Jamieson, freshman right-hander Valerie Cagle was one of two freshmen in the ACC in 2020 to garner nine wins, which tied for fourth in the ACC among all players. Cagle was also third in the league in innings pitched (89.2), strikeouts (87), appearances (19) and games started (13), and tied for third in complete games (eight).

The 2017 Southern Conference Coach of the Year, Jamieson led Furman to three-consecutive 30-win campaigns the final three seasons and a share of the 2017 Southern Conference Championship, a first for the Paladins in 22 years. His 2017 squad featured both the SoCon Pitcher of the Year and Freshman of the Year.

In the summer of 2017, Jamieson joined the USA Softball staff and helped the Americans claim gold at the WBSC Softball World Championship in Surrey, British Columbia. He was a part of the U.S. National Team staff for the World Cup of Softball and also participated in several training camps with the program during 2016.

Jamieson took the reins of the Paladin softball program after serving as assistant coach at Fordham University during the 2011 season where he helped guide the Rams to a 32-26 overall record, 14-6 league mark, second place finish in the Atlantic 10 Conference and an 8-5 victory over eventual national champion Alabama in the regular season finale. Under Jamieson's guidance, the Rams paced the Atlantic 10 with 54 home runs.

Jamieson's pitching staff at Fordham posted a 2.35 ERA, ranked second in the Atlantic 10 with 466 strikeouts and issued a league-low 84 walks. The Rams placed five players on the All-Atlantic 10 First Team, including pitcher Jen Mineau, who fashioned a league-best 1.62 ERA under Jamieson's tutelage and earned third team Capital One Academic All-America honors.

Prior to joining the coaching staff at Fordham in the fall of 2011, Jamieson spent two seasons helping to rebuild the University of Arkansas softball program. In his first season in Fayetteville, he helped the Razorbacks lower the team ERA from 4.75 the previous season to 3.67 in 2010.

Jamieson grew up playing men's fast pitch softball and helped pitch the Canadian National Team to the 1993 World Championship in Auckland, New Zealand. He was named the Male Gold Card Athlete of the Year by Softball Ontario in 1993, and was named one of Ontario's Elite Athletes by that organization. The next year, he was inducted into the Goulbourn Township Sports Wall of Fame. Jamieson was also a member of the 2003 Kemptville Thunder Fastpitch squad that claimed the silver medal at the ISC World Championships.

Jamieson earned a bachelor's degree in physical education from Brock University in 1997 and a bachelor's degree in education from Nipissing University in 1998.



# ASSISTANT COACH KATIE REPOLE



## KATIE REPOLE

AC

🐾 ASSISTANT COACH  
🐾 2<sup>ND</sup> SEASON AT CLEMSON  
🐾 LOUISIANA '16

Clemson Softball Head Coach John Rittman announced the addition of Katie “Crash” Repole to the 2024-25 staff. Repole joins the staff as an assistant coach and serves as the recruiting coordinator, working with the team’s defense and outfielders.

In her first year with the program, Clemson claimed more ‘firsts’ as the program won its first ACC Tournament Championship and won its first super regional game. Finishing with a 48-14 record, the Tigers reached new heights by surpassing 300 games as a program with a home win against Boston College on April 17, surpassing the 200 win mark with an 11-3 victory against Lafayette and reaching 100 wins in ACC play with an 8-2 win at Georgia Tech to conclude the regular season. The Tigers made program history with three comeback wins during the ACC Tournament, was selected as a national seed for the third time in four years and won the program’s first super regional game with a 7-4 victory at Texas. The Tigers had seven players garner All-ACC honors and a program-record eight be named to an NFCA All-District team. Working with the Clemson defense, the Tigers finished with a program-record 1,227 putouts with sophomore first baseman Julia Knowler 381 putouts in 2025. Offensively, Clemson put up program records in 12 categories.

Repole joins the staff after previously serving as an assistant coach at South Carolina where she was the recruiting coordinator, a defensive coordinator and camp director. With the Gamecocks, she secured back-to-back nationally ranked recruiting classes, specifically the 11th ranked incoming freshman class in 2024 and the No. 2 ranked transfer portal class. Under her guidance, South Carolina made two-consecutive NCAA Regional finals,

as well as finished in the top 10 defensively in fielding percentage (2023) and doubles plays (2024). Last season, Repole helped develop one All-American, one All-Region, one All-SEC and two SEC Player of the Weeks while helping South Carolina to a Top 25 RPI finish.

Before her time with the Gamecocks, Repole had a two-year stint with Texas A&M where she served as the recruiting coordinator, outfield coach, assistant infield and hitting coach. She helped the Aggies ink nine Top 100 players over the two years and developed one All-American, two All-Region, three All-SEC and two SEC Player of the Weeks. Familiar with the ACC, Repole was an assistant coach at Virginia from 2016-19. With her guidance, the Cavaliers set all-time single-season records for home runs, extra base hits and slugging percentage, while placing in the top 10 for doubles, hits, total bases and RBIs. The Cavaliers won the second-most ACC games in a single-season in program history while she was on staff, and she developed two First Team All-Region selections, three All-ACC Academic players and six ACC Player of the Weeks.

Repole graduated Magna Cum Laude from Louisiana in 2016 with a bachelors in general studies.



# ASSISTANT COACH RYAN WIELIGMAN



## RYAN WIELIGMAN

AC

🐾 ASSISTANT COACH  
🐾 2<sup>ND</sup> SEASON AT CLEMSON  
🐾 HENDERSON STATE '20

Clemson Softball Head Coach John Rittman announced the addition of Ryan Wieligman to the 2024-25 staff on July 26, 2024.

Wieligman joins the staff after previously serving as an assistant coach/recruiting coordinator at Creighton. He worked primarily with hitters and on recruiting efforts with additional duties coming from data analysis, film and scouting. He utilized Synergy, Trumedia, 6-4-3 Charts, Valoden Motor Preferences, Rapsodo and Blast to help develop student-athletes. He was a member of the 2024 Big East Coaching Staff of the Year and helped the Bluejays to the third largest RPI increase in the country jumping 133 spots. With his guidance, Creighton had five First Team and two Second Team All-Big East selections with both the conference pitcher and defensive players of

the year in 2024. Additional accomplishments came from 20 school records and individual accolades being set for hitters, as well as increases for the program in batting average, doubles, home runs, runs scored and slugging percentage.

In his first year with the program, Clemson claimed more ‘firsts’ as the program won its first ACC Tournament Championship and won its first super regional game. Finishing with a 48-14 record, the Tigers reached new heights by surpassing 300 games as a program with a home win against Boston College on April 17, surpassing the 200 win mark with an 11-3 victory against Lafayette and reaching 100 wins in ACC play with an 8-2 win at Georgia Tech to conclude the regular season. The Tigers made program history with three comeback wins during the ACC Tourna-

ment, was selected as a national seed for the third time in four years and won the program’s first super regional game with a 7-4 victory at Texas. The Tigers had seven players garner All-ACC honors and a program-record eight be named to an NFCA All-District team. Assisting with Clemson’s hitters, Wieligman helped the Tigers produce program records in 12 offensive categories including: games played (62), batting average (.325), at bats (1688), hits (549), doubles (105), home runs (85), RBIs (404), slugging percentage (.553), on-base percentage (.420), runs scored (439), walks (255) and total bases (933).

Before Creighton, Wieligman held positions at Texas State, University of Texas-Tyler and Henderson State, while also assisting with camps at Ole Miss, Kansas and Arkansas. He spent the 2022 season at Texas State where he worked primarily with the outfielders and included data analysis, film and scouting. He helped develop the Sun Belt Conference Freshman of the Year and four SBC All-Conference honorees. During his time at the University of Texas-Tyler, Wieligman assisted with hitters, infielders and outfielders while also overseeing film. The staff was named the South Central Region Coaching Staff of the Year and LSC Regular Season Conference Champions. With his guidance, the Patriots produced four NFCA All-South Central selections, six LSC All-Conference players, two LSC Gold Glove winners, the 2021 LSC Newcomer of the Year and 2021 LSC Pitcher of the Year. He served as an assistant coach at his alma mater, Henderson State, for one year following graduation in 2020.

# DIRECTOR OF OPERATIONS JEANNIE MURPHY



## JEANNIE MURPHY

DO

- 🐾 DIRECTOR OF OPERATIONS
- 🐾 7<sup>TH</sup> SEASON AT CLEMSON
- 🐾 OKLAHOMA '10, CONCORDIA UNIVERSITY IRVINE '14

of the Sooners' 2010 Big 12 Conference championship.

The native of Chandler, Oklahoma played at Oklahoma from 2006-09, when the team went to four-consecutive NCAA tournaments and was ranked in the top 20 in the final national rankings all four years. Murphy also won one Big 12 title with the Sooners as a player, in 2007.

Murphy earned an undergraduate degree in science from Oklahoma in 2010 and a master's degree in Athletic Administration and Coaching Athletic Leadership from Concordia University Irvine in Irvine, California in 2014. Her and her husband, Matt, have one son, Oliver.

**J**eannie Murphy enters her seventh season as Director of Operations for Clemson Softball in 2024-25. Murphy is primarily responsible for coordinating day-to-day logistics of the program, including travel, budgeting, event planning, recruiting, and other administrative duties.

Prior to her arrival at Clemson, Murphy worked at the University of South Carolina Beaufort, where she served as an Eligibility and Compliance Officer and Athletic Academic Coordinator. Murphy oversaw all aspects of

student-athlete recruiting, ensuring that all NAIA, conference and institutional rules were followed, and also determined and monitored eligibility. During her last two years in Bluffton, Murphy also served as the head softball coach at May River High School.

Murphy was an assistant softball coach at Louisiana Tech in Ruston, La. from 2012-15, and prior to that, served in the same position at Northern Colorado from 2010-12. She was a graduate assistant at her alma mater, Oklahoma, for the 2009-10 season, where she was part

# DIRECTOR OF PLAYER DEVELOPMENT TAYLOR ROBY



## TAYLOR ROBY

PD

- 🐾 DIRECTOR OF PLAYER DEVELOPMENT
- 🐾 3<sup>RD</sup> SEASON AT CLEMSON
- 🐾 CLEMSON '25, LOUISVILLE '23

average at the plate with 59 hits including 23 home runs and nine doubles. She finished her career as a three-time NFCA All-Southeast Region Second Team honoree and by posting Louisville's career (63) and season (23) home run records while finishing third on the ACC's list for career home runs. Professionally, she spent the summer of 2023 playing with the USSSA Pride.

**C**head Coach John Rittman announced the elevation of Taylor Roby from graduate assistant, after she completed a master's degree in athletic leadership, to Director of Player Development in August 2025. She provides day-to-day assistance for all aspects of the program including team bonding and scouting while serving as a

liaison with Nike/Mizuno.

Roby joined the Clemson staff in the summer of 2023 after completing her collegiate playing career in the spring of 2023 with Louisville. A dual threat for the Cardinals, Roby was selected as an NFCA Second Team All-American and All-ACC First Team member in 2023. Also, during her final season at Louisville, she posted a career-best .360



## KELLY TORRES

GA

- 🐾 GRADUATE ASSISTANT
- 🐾 2<sup>ND</sup> SEASON AT CLEMSON
- 🐾 DUKE '24

**T**orres joined the Clemson staff in the summer of 2024 after completing her collegiate playing career in the spring of 2024 with Duke. A crucial piece of Duke's 2024 Women's College World Series team, she finished with a .349 average and career highs in hits (40), runs scored (61), triples (3) and RBI (37). She garnered NFCA All-Region Third Team honors in 2024 for her efforts behind the plate. She finished her senior season with the Blue Devils with a .997 fielding percentage and caught nine runners attempting to steal. In total, she threw out 30 runners on the basepath, which ranks first all time in Duke's record books.



## BEN BLIZZARD

GA

- 🐾 GRADUATE ASSISTANT
- 🐾 1<sup>ST</sup> SEASON AT CLEMSON
- 🐾 GEORGIA '25

**B**lizzard joined the Clemson staff in the summer of 2025 after completing his undergraduate degree in sport management in the spring of 2025 with Georgia. He spent four seasons with the Bulldogs' softball program as a student manager where he threw batting practice, managed the setup of practices, charted pitches, assisted with bullpens and provided assistance with elite skills and weekly hitting camps. He also oversaw and managed equipment during travel. While with the Georgia program, Blizzard joined the team during their 2022-24 postseason runs. Blizzard comes to Clemson with experience working with Athletes Unlimited Softball during the 2024 season where he served as a batting practice facilitator in Wichita.

# HISTORY & RECORDS



CLEMSON SOFTBALL HAS MADE FIVE CONSECUTIVE  
NCAA POSTSEASON APPEARANCES

# INDIVIDUAL RECORDS

## OFFENSE

### GAMES PLAYED

#### CAREER

No. Player	Year	Total
1. Valerie Cagle	2020-24	243
2. Alia Logoleo	2020-24	240
3. Maddie Moore	2022-25	230
4. McKenzie Clark	2021-24	226
5. Arielle Oda	2020-24	216
6. Aby Vieira	2022-25	193
7. JoJo Hyatt	2020-24	171
8. Marissa Guimbarda	2020-22	134
9. Cammy Pereira	2020-22	131
10. Alex Brown	2024-25	116

#### SEASON

No. Player	Year	Total
1. Alex Brown	2025	62
Marian Collins	2025	62
Aby Vieira	2025	62
4. Jamison Brockenbrough	2025	61
Macey Cintron*	2025	61
Julia Knowler	2025	61
Valerie Cagle	2023	61
McKenzie Clark	2023	61
Reedy Davenport	2023	61
Caroline Jacobsen	2023	61
Alia Logoleo	2023	61
Maddie Moore	2023	61

\*Cintron appeared in all 62 games in 2025 but only made a plate appearance in 61

### GAMES STARTED

#### CAREER

No. Player	Year	Total
1. Valerie Cagle	2020-24	243
2. Alia Logoleo	2020-24	231
3. Maddie Moore	2022-25	228
4. McKenzie Clark	2021-24	226
5. Aby Vieira	2022-25	182
6. JoJo Hyatt	2020-24	158
7. Marissa Guimbarda	2020-22	134
8. Cammy Pereira	2020-22	131
9. Arielle Oda	2020-24	127
10. Alex Brown	2024-25	116

#### SEASON

No. Player	Year	Total
1. Alex Brown	2025	62
Marian Collins	2025	62
Aby Vieira	2025	62
4. Macey Cintron*	2025	61
Julia Knowler	2025	61
Valerie Cagle	2023	61
McKenzie Clark	2023	61
Reedy Davenport	2023	61
Caroline Jacobsen	2023	61
Alia Logoleo	2023	61
Maddie Moore	2023	61

\*Cintron started in all 62 games in 2025 but only made a plate appearance in 61

### BATTING AVERAGE

#### CAREER (250 AB)

No. Player	Year	At-Bats	Hits	Avg.
1. Valerie Cagle	2020-24	759	288	.379
2. Alex Brown	2024-25	382	142	.372
3. McKenzie Clark	2021-24	695	240	.345
4. Maddie Moore	2022-25	621	201	.324
5. Marissa Guimbarda	2020-22	376	182	.303
6. Julia Knowler	2024-Pres.	311	93	.299
Alia Logoleo	2020-24	653	195	.299
8. Aby Vieira	2022-25	527	156	.296
9. Cammy Pereira	2020-22	407	119	.292
10. Arielle Oda	2020-24	263	67	.255

#### SEASON (100 AB)

No. Player	Year	At-Bats	Hits	Avg.
1. Valerie Cagle	2023	177	83	.469
2. Alex Brown	2025	196	81	.413

3. Maddie Moore	2025	192	79	.411
4. Valerie Cagle	2021	156	63	.404
5. Maddie Moore	2024	155	57	.368
6. Marian Collins	2025	172	63	.366
7. McKenzie Clark	2024	167	61	.365
8. McKenzie Clark	2021	169	60	.355
9. Valerie Cagle	2024	148	50	.338
10. Aby Vieira	2025	178	60	.337

\*2020 season stats not counted since minimum 100 AB not reached

### AT BATS

#### CAREER

No. Player	Year	Total
1. Valerie Cagle	2020-24	759
2. McKenzie Clark	2021-24	695
3. Alia Logoleo	2020-24	653
4. Maddie Moore	2022-25	621
5. Aby Vieira	2022-25	527
6. Cammy Pereira	2020-22	407
7. Alex Brown	2024-25	382
8. Marissa Guimbarda	2020-22	376
9. JoJo Hyatt	2020-24	334
10. Julia Knowler	2024-Pres.	311

#### SEASON

No. Player	Year	Total
1. Julia Knowler	2025	201
2. Alex Brown	2025	196
3. Maddie Moore	2025	192
4. Alex Brown	2024	186
5. Valerie Cagle	2022	185
6. Cammy Pereira	2022	181
7. McKenzie Clark	2022	180
8. McKenzie Clark	2023	179
9. Macey Cintron	2025	178
Aby Vieira	2025	178
Caroline Jacobsen	2023	178

#### SINGLE GAME

No. Player	Date	Opponent	Total
1. Alex Brown	3/20/24	South Carolina	6
2. Jamison Brockenbrough	5/23/25	at Texas	5
Alex Brown	5/23/25	at Texas	5
Macey Cintron	5/23/25	at Texas	5
Julia Knowler	5/23/25	at Texas	5
Taylor Pipkins	5/23/25	at Texas	5
Aby Vieira	5/23/25	at Texas	5
Alex Brown	5/22/25	at Texas	5
Alex Brown	4/27/25	at Georgia Tech	5
Macey Cintron	4/26/25	at Georgia Tech	5

\*Total of 57 performances with 5 at-bats (most recent)

### HITS

#### CAREER

No. Player	Year	Total
1. Valerie Cagle	2020-24	288
2. McKenzie Clark	2021-24	240
3. Maddie Moore	2022-25	201
4. Alia Logoleo	2020-24	195
5. Aby Vieira	2022-25	156
6. Alex Brown	2024-25	142
7. Cammy Pereira	2020-22	119
8. Marissa Guimbarda	2020-22	114
9. Julia Knowler	2024-Pres.	93
10. JoJo Hyatt	2020-24	83

#### SEASON

No. Player	Year	Total
1. Valerie Cagle	2023	83
2. Alex Brown	2025	81
3. Maddie Moore	2025	79
4. Marian Collins	2025	63
Julia Knowler	2025	63
Valerie Cagle	2021	63
7. Alex Brown	2024	61
McKenzie Clark	2024	61
9. Aby Vieira	2025	60
McKenzie Clark	2023	60
McKenzie Clark	2021	60

#### SINGLE GAME

No. Player	Date	Opponent	Total
1. Macey Cintron	4/26/25	at Georgia Tech	4
Alex Brown	4/18/25	Boston College	4
Alex Brown	3/21/25	at Syracuse	4
Aby Vieira	3/1/25	Indiana	4
Maddie Moore	2/28/25	Lafayette	4
Alex Brown	2/9/25	vs. Missouri State	4
Valerie Cagle	2/24/24	Miami (OH)	4
Valerie Cagle	2/19/23	Ohio State	4
McKenzie Clark	2/10/23	vs. Georgia State	4
McKenzie Clark	5/14/22	vs. Florida State	4

\*Total of 15 performances with 4 at-bats (most recent)

### DOUBLES

#### CAREER

No. Player	Year	Total
1. Valerie Cagle	2020-24	49
2. McKenzie Clark	2021-24	41
3. Maddie Moore	2022-25	36
4. Aby Vieira	2022-25	34
5. Julia Knowler	2024-Pres.	29
Alia Logoleo	2020-24	29
7. Marissa Guimbarda	2020-22	23
8. Alex Brown	2024-25	18
9. Marian Collins	2025-Pres.	16
10. Caroline Jacobsen	2023	15

#### SEASON

No. Player	Year	Total
1. Julia Knowler	2025	19
2. Aby Vieira	2025	17
3. Marian Collins	2025	16
4. Valerie Cagle	2023	15
Caroline Jacobsen	2023	15
6. Alex Brown	2025	13
McKenzie Clark	2022	13
8. Maddie Moore	2025	12
Valerie Cagle	2021	12
10. McKenzie Clark	2023	11

#### SINGLE GAME

No. Player	Date	Opponent	Total
1. Aby Vieira	3/16/25	North Carolina	2
Macey Cintron	3/14/25	North Carolina	2
Marian Collins	3/7/25	Duke	2
Aby Vieira	3/1/25	Indiana	2
Maddie Moore	2/28/25	Lafayette	2
Aby Vieira	2/22/25	Marshall	2
Julia Knowler	2/18/25	Charlotte	2
Julia Knowler	2/15/25	vs. UCF	2
Julia Knowler	4/26/24	at Louisville	2
Maddie Moore	3/26/23	at Georgia Tech	2

\*Total of 27 performances with 2 doubles (most recent)

### TRIPLES

#### CAREER

No. Player	Year	Total
1. McKenzie Clark	2021-24	13
2. Alex Brown	2024-25	7
3. Valerie Cagle	2020-24	6
4. Maddie Moore	2022-25	5
Sam Russ	2022	5
6. Cammy Pereira	2020-22	4
7. JoJo Hyatt	2020-24	3
Alia Logoleo	2020-24	3
Arielle Oda	2020-24	3
10. Jamison Brockenbrough	2025-Pres.	1
Macey Cintron	2025-Pres.	1
Marian Collins	2025-Pres.	1
Sam Minish	2025-Pres.	1
Kylee Johnson	2024-Pres.	1
Aby Vieira	2022-25	1
Ally Miklesh	2023	1
Kyah Keller	2020-23	1
Ansley Gilstrap	2020-21	1

# INDIVIDUAL RECORDS

SEASON	No. Player	Year	Total
1.	McKenzie Clark	2021	6
2.	Sam Russ	2022	5
3.	Alex Brown	2024	4
	McKenzie Clark	2024	4
5.	Alex Brown	2025	3
	Maddie Moore	2025	3
	Valerie Cagle	2024	3
8.	Maddie Moore	2024	2
	McKenzie Clark	2022	2
	Cammy Pereira	2022	2
	Cammy Pereira	2021	2
	Alia Logoleo	2020	2

SINGLE GAME	No. Player	Date	Opponent	Total
1.	Aby Vieira	5/17/25	Northwestern	1
	Macey Cintron	4/17/25	Boston College	1
	Jamison Brockenbrough	4/11/25	at NC State	1
	Maddie Moore	4/6/25	at Stanford	1
	Alex Brown	4/1/25	Gardner-Webb	1
	Kylee Johnson	4/1/25	Gardner-Webb	1
	Alex Brown	3/15/25	North Carolina	1
	Sam Minish	2/28/25	East Carolina	1
	Maddie Moore	2/23/25	Marshall	1
	Alex Brown	2/16/25	vs. Ohio State	1

\*Total of 58 performances with 1 triple (most recent)

## HOME RUNS

CAREER	No. Player	Year	Total
1.	Valerie Cagle	2020-24	66
2.	McKenzie Clark	2021-24	44
3.	Maddie Moore	2022-25	40
	Alia Logoleo	2020-24	40
5.	Marissa Guimbarda	2020-22	35
6.	Julia Knowler	2024-Pres.	20
7.	Macey Cintron	2025-Pres.	14
8.	Aby Vieira	2022-25	12
	Caroline Jacobsen	2023	12
10.	Marian Collins	2025-Pres.	11

SEASON	No. Player	Year	Total
1.	Valerie Cagle	2023	19
2.	Maddie Moore	2025	17
	Valerie Cagle	2021	17
4.	Julia Knowler	2025	15
	Alia Logoleo	2022	15
6.	Macey Cintron	2025	14
7.	McKenzie Clark	2023	13
	Valerie Cagle	2022	13
	Marissa Guimbarda	2021	13
10.	Caroline Jacobsen	2023	12
	McKenzie Clark	2022	12

SINGLE GAME	No. Player	Date	Opponent	Total
1.	McKenzie Clark	4/22/22	at Florida State	3
	Alia Logoleo	5/9/21	Syracuse	3
3.	Macey Cintron	4/27/25	at Georgia Tech	2
	Marian Collins	4/15/25	South Carolina	2
	Maddie Moore	4/12/25	at NC State	2
	Julia Knowler	3/29/25	California <sup>2</sup>	2
	Kylee Johnson	3/15/24	North Carolina	2
	McKenzie Clark	3/10/24	at Fordham	2
	Valerie Cagle	2/24/24	Miami (OH)	2
	Julia Knowler	2/8/24	vs. Missouri State	2

\*Total of 28 performances with 2 home runs (most recent)

## RUNS BATTED IN

CAREER	No. Player	Year	Total
1.	Valerie Cagle	2020-24	224
2.	Alia Logoleo	2020-24	172
3.	Maddie Moore	2022-25	161
4.	McKenzie Clark	2021-24	142
5.	Marissa Guimbarda	2020-22	112

6.	Julia Knowler	2024-Pres.	90
7.	Aby Vieira	2022-25	88
8.	Alex Brown	2024-25	63
9.	Cammy Pereira	2020-22	52
10.	Macey Cintron	2025-Pres.	51

SEASON	No. Player	Year	Total
1.	Maddie Moore	2025	71
2.	Julia Knowler	2025	62
3.	Valerie Cagle	2023	57
4.	Macey Cintron	2025	51
	Alia Logoleo	2023	51
6.	Caroline Jacobsen	2023	50
7.	Marian Collins	2025	47
8.	Alia Logoleo	2022	46
9.	Valerie Cagle	2021	45
10.	Valerie Cagle	2022	44

SINGLE GAME	No. Player	Date	Opponent	Total
1.	Alia Logoleo	5/9/21	at Syracuse	10
2.	Valerie Cagle	2/24/24	Miami (OH)	8
	Alia Logoleo	4/1/22	at North Carolina	8
	Valerie Cagle	2/15/20	at Maryland	8
5.	Jojo Hyatt	2/11/23	vs. Georgia State	7
	Valerie Cagle	3/1/20	Virginia	7
7.	Valerie Cagle	2/10/22	at FGCU	6
	MK Bonamy	2/9/20	vs St. John's	6
9.	Maddie Moore	4/12/25	at NC State	5
	Macey Cintron	4/11/25	at NC State	5
	Marian Collins	4/11/25	at NC State	5

\*Total of 13 performances with 5 RBIs (most recent)

## SLUGGING PERCENTAGE

CAREER (250 AB)	No. Player	Year	At-Bats	Total
1.	Valerie Cagle	2020-24	759	.721
2.	Marissa Guimbarda	2020-22	376	.649
3.	McKenzie Clark	2021-24	695	.632
4.	Maddie Moore	2022-25	621	.591
5.	Julia Knowler	2024-Pres.	311	.585
6.	Alia Logoleo	2020-24	653	.536
7.	Alex Brown	2024-25	382	.518
8.	Aby Vieira	2022-25	527	.433
9.	Cammy Pereira	2020-22	407	.413
10.	Arielle Oda	2020-24	263	.342

SEASON (100 AB)	No. Player	Year	At-Bats	Total
1.	Valerie Cagle	2023	177	.887
2.	Valerie Cagle	2021	156	.821
3.	Maddie Moore	2025	192	.771
4.	Marissa Guimbarda	2021	136	.669
5.	Marian Collins	2025	172	.663
6.	McKenzie Clark	2024	167	.641
7.	Maddie Moore	2024	155	.639
	McKenzie Clark	2021	169	.639
9.	Julia Knowler	2025	201	.632
10.	McKenzie Clark	2023	179	.626

## ON-BASE PERCENTAGE

CAREER (250 AB)	No. Player	Year	At-Bats	Total
1.	Alex Brown	2024-25	382	.458
2.	Valerie Cagle	2020-24	759	.457
3.	McKenzie Clark	2021-24	695	.443
4.	Maddie Moore	2022-25	621	.421
5.	Arielle Oda	2020-24	263	.415
6.	Marissa Guimbarda	2020-22	376	.410
7.	Julia Knowler	2024-Pres.	311	.377
8.	Alia Logoleo	2020-24	653	.374
9.	Aby Vieira	2022-25	527	.357
10.	Cammy Pereira	2020-22	407	.346

SEASON (100 AB)	No. Player	Year	At-Bats	Total
1.	Valerie Cagle	2023	177	.565
2.	Alex Brown	2025	196	.519

3.	Valerie Cagle	2021	156	.492
4.	McKenzie Clark	2024	167	.477
	Maddie Moore	2024	155	.477
6.	Maddie Moore	2025	192	.472
7.	Marian Collins	2025	172	.453
8.	McKenzie Clark	2023	179	.443
9.	Arielle Oda	2024	120	.440
10.	McKenzie Clark	2021	169	.431

## RUNS SCORED

CAREER	No. Player	Year	Total
1.	McKenzie Clark	2021-24	198
2.	Valerie Cagle	2020-24	180
3.	Maddie Moore	2024-25	171
4.	Alia Logoleo	2020-24	121
5.	Alex Brown	2024-25	114
6.	Arielle Oda	2020-24	95
7.	Cammy Pereira	2020-22	77
8.	Aby Vieira	2022-25	69
9.	Marissa Guimbarda	2020-22	57
10.	Julia Knowler	2024-Pres.	45

SEASON	No. Player	Year	Total
1.	Alex Brown	2025	70
2.	Maddie Moore	2025	61
3.	McKenzie Clark	2023	56
4.	McKenzie Clark	2024	53
5.	Valerie Cagle	2023	50
6.	Maddie Moore	2023	47
	McKenzie Clark	2021	47
8.	Jamison Brockenbrough	2025	44
	Alex Brown	2024	44
10.	Valerie Cagle	2021	43
	Ansley Gilstrap	2021	43

SINGLE GAME	No. Player	Date	Opponent	Total
1.	Alex Brown	2/9/25	vs. Missouri State	4
	McKenzie Clark	2/10/22	at FGCU	4
	Alia Logoleo	5/9/21	at Syracuse	4
4.	Macey Cintron	4/26/25	at Georgia Tech	3
	Maddie Moore	4/26/25	at Georgia Tech	3
	Alex Brown	4/18/25	Boston College	3
	Alex Brown	4/12/25	at NC State	3
	Jamison Brockenbrough	4/11/25	at NC State	3
	Alex Brown	4/11/25	at NC State	3
	Macey Cintron	4/11/25	at NC State	3
	Maddie Moore	4/11/25	at NC State	3

\*Total of 52 performances with 3 runs scored (most recent)

## STOLEN BASES

CAREER	No. Player	Year	Total
1.	Maddie Moore	2022-25	51
2.	McKenzie Clark	2021-24	46
3.	Carlee Shannon	2020-22	45
4.	Alia Logoleo	2020-24	32
5.	Julia Bomhardt	2023-24	31
6.	Sam Russ	2022	29
7.	Arielle Oda	2020-24	25
8.	Kylee Johnson	2024-25	19
9.	Ally Miklesh	2023	18
10.	Alex Brown	2024-25	14

SEASON	No. Player	Year	Total
1.	Sam Russ	2022	29
2.	McKenzie Clark	2021	23
3.	Julia Bomhardt	2023	20
4.	Ally Miklesh	2023	18
	Carlee Shannon	2022	18
	Carlee Shannon	2021	18
7.	Maddie Moore	2024	15
	Maddie Moore	2023	15
9.	Ansley Gilstrap	2021	13
10.	Maddie Moore	2025	11

# INDIVIDUAL RECORDS

Julia Bomhardt	2024	11
Kylee Johnson	2024	11
McKenzie Clark	2023	11
Alia Logoleo	2023	11

2. McKenzie Clark	2024	12
3. Aby Vieira	2025	8
Cammy Pereira	2022	8
5. Alia Logoleo	2023	7
Ally Miklesh	2023	7
McKenzie Clark	2022	7
Sam Russ	2022	7
9. Sam Minish	2025	6
Lindsey Garcia	2024	6
Maddie Moore	2024	6
Arielle Oda	2024	6
Marissa Guimbarda	2022	6

Valerie Cagle	2020-24	4
Lindsey Garcia	2024	4
Caroline Jacobsen	2023	4
Kyah Keller	2020-23	4

## SINGLE GAME

No. Player	Date	Opponent	Total
1. McKenzie Clark	2/24/23	vs. UIC	3
Sam Russ	5/20/22	UNCW	3
McKenzie Clark	2/27/21	Elon	3
4. Jamison Brockenbrough	4/6/25	at Stanford	2
Maddie Moore	4/6/24	at Syracuse	2
Maddie Moore	2/24/24	UConn	2
Kylee Johnson	2/23/24	Ole Miss	2
Ally Miklesh	2/24/23	vs. UIC	2
Julia Bomhardt	2/18/23	Ohio State	2
Sam Russ	4/29/22	Georgia Tech	2

\*Total of 17 performances with 2 stolen bases (most recent)

## WALKS

### CAREER

No. Player	Year	Total
1. Valerie Cagle	2020-24	103
2. McKenzie Clark	2021-24	101
3. Maddie Moore	2022-25	93
4. Alia Logoleo	2020-24	65
5. Arielle Oda	2020-24	63
6. Alex Brown	2024-25	59
7. Marissa Guimbarda	2020-22	56
8. Grace Mattimore	2020-22	41
9. Julia Knowler	2024-Pres.	40
JoJo Hyatt	2020-24	40

### SEASON

No. Player	Year	Total
1. Alex Brown	2025	41
2. Macey Cintron	2025	39
3. Valerie Cagle	2023	36
4. McKenzie Clark	2023	32
5. Maddie Moore	2023	30
6. McKenzie Clark	2024	29
Maddie Moore	2024	29
8. Marissa Guimbarda	2022	27
Valerie Cagle	2021	27
10. Jamison Brockenbrough	2025	25
Marian Collins	2025	25
Ally Miklesh	2023	25

## SINGLE GAME

No. Player	Date	Opponent	Total
1. Macey Cintron	5/9/25	vs. Virginia Tech	4
2. Jamison Brockenbrough	5/9/25	vs. Virginia Tech	3
Alex Brown	4/26/25	at Georgia Tech	3
Aby Vieira	4/26/25	at Georgia Tech	3
Kylee Johnson	3/16/25	North Carolina	3
Alex Brown	3/5/25	Charleston Southern <sup>1</sup>	3
Arielle Oda	3/7/24	Minnesota	3
Maddie Moore	2/28/24	at Georgia	3
Valerie Cagle	5/21/23	Auburn	3
Valerie Cagle	5/19/23	UNCG	3

\*Total of 18 performances with 3 walks (most recent)

## HIT BY PITCH

### CAREER

No. Player	Year	Total
1. McKenzie Clark	2021-24	29
2. Alia Logoleo	2020-24	18
3. Marissa Guimbarda	2020-22	16
4. Maddie Moore	2022-25	15
Ansley Gilstrap	2020-21	15
6. Aby Vieira	2022-25	14
7. Cammy Pereira	2020-22	13
8. Arielle Oda	2020-24	10
9. Bailey Taylor	2020-22	9
10. Valerie Cagle	2020-24	8

### SEASON

No. Player	Year	Total
1. Ansley Gilstrap	2021	15

## SINGLE GAME

No. Player	Date	Opponent	Total
1. Marissa Guimbarda	2/21/21	at Georgia Tech	3
2. Aby Vieira	3/10/24	Fordham	2
McKenzie Clark	2/10/24	vs. Liberty	2
McKenzie Clark	5/21/23	Auburn	2
Cammy Pereira	4/2/22	at North Carolina	2
Sam Russ	4/2/22	at North Carolina	2
Bailey Taylor	2/11/22	vs. Kent State	2
Ansley Gilstrap	4/13/21	Winthrop	2
Ansley Gilstrap	2/19/21	Virginia Tech	2
Grace Mattimore	2/12/21	vs. Illinois State	2

\*Total of 10 performances with 2 hit by pitch (most recent)

## TOTAL BASES

### CAREER

No. Player	Year	Total
1. Valerie Cagle	2020-24	547
2. McKenzie Clark	2021-24	439
3. Maddie Moore	2022-25	367
4. Alia Logoleo	2020-24	350
5. Marissa Guimbarda	2020-22	244
6. Aby Vieira	2022-25	228
7. Alex Brown	2024-25	198
8. Julia Knowler	2024-Pres.	182
9. Cammy Pereira	2020-22	168
10. Marian Collins	2025-Pres	114

### SEASON

No. Player	Year	Total
1. Valerie Cagle	2023	157
2. Maddie Moore	2025	148
3. Valerie Cagle	2021	128
4. Julia Knowler	2025	127
5. Marian Collins	2025	114
6. Alex Brown	2025	112
McKenzie Clark	2023	112
McKenzie Clark	2022	112
9. Valerie Cagle	2022	108
McKenzie Clark	2021	108

## SINGLE GAME

No. Player	Date	Opponent	Total
1. Alia Logoleo	5/9/21	at Syracuse	14
2. McKenzie Clark	4/22/22	at Florida State	12
3. Valerie Cagle	2/24/24	Miami (OH)	10
Valerie Cagle	2/15/20	at Maryland	10
5. Julia Knowler	2/8/24	vs. Missouri State	9
Marissa Guimbarda	4/3/22	at North Carolina	9
Marissa Guimbarda	4/2/22	at North Carolina	9
Alia Logoleo	4/1/22	at North Carolina	9
Valerie Cagle	5/8/21	at Syracuse	9
Kyah Keller	4/2/21	North Carolina	9

\*Total of 8 performances with 9 total bases (most recent)

## SACRIFICE FLIES

### CAREER

No. Player	Year	Total
1. McKenzie Clark	2021-24	11
2. Alia Logoleo	2020-24	8
3. Marissa Guimbarda	2020-22	6
4. Julia Knowler	2024-Pres.	5
Alex Brown	2024-25	5
Maddie Moore	2022-25	5
7. Macey Cintron	2025-Pres.	4
Taylor Pipkins	2025-Pres.	4

## SEASON

No. Player	Year	Total
1. McKenzie Clark	2024	6
2. Julia Knowler	2025	5
3. Macey Cintron	2025	4
Taylor Pipkins	2025	4
Lindsey Garcia	2024	4
Caroline Jacobsen	2023	4
7. Jamison Brockenbrough	2025	3
Alex Brown	2024	3
Valerie Cagle	2024	3
Alia Logoleo	2024	3
Maddie Moore	2024	3
McKenzie Clark	2023	3
Alia Logoleo	2023	3

## SINGLE GAME

No. Player	Date	Opponent	Total
1. Julia Knowler	2/16/25	vs. Ohio State	2
Cammy Pereira	3/4/20	Charlotte	2
3. Jamison Brockenbrough	5/24/25	at Texas	1
Taylor Pipkins	4/20/25	at Tennessee	1
Taylor Pipkins	4/13/25	at NC State	1
Julia Knowler	4/6/25	at Stanford	1
Taylor Pipkins	4/6/25	at Stanford	1
Alex Brown	3/29/25	California <sup>2</sup>	1
Marian Collins	3/23/25	at Syracuse	1
Jamison Brockenbrough	3/22/25	at Syracuse	1

\*Total of 86 performances with 1 sac fly (most recent)

## SACRIFICE HITS

### CAREER

No. Player	Year	Total
1. JoJo Hyatt	2020-24	14
2. Aby Vieira	2022-25	12
3. Alex Brown	2024-25	9
Alia Logoleo	2020-24	9
5. Reedy Davenport	2023	6
6. Grace Mattimore	2020-22	4
Cammy Pereira	2020-22	4
8. Marian Collins	2025-Pres.	2
Kylee Johnson	2024-Pres.	2
McKenzie Clark	2021-24	2
Bailey Taylor	2020-22	2

### SEASON

No. Player	Year	Total
1. Aby Vieira	2025	7
2. Alex Brown	2024	6
Reedy Davenport	2023	6
JoJo Hyatt	2023	6
5. Aby Vieira	2024	4
6. Alex Brown	2025	3
JoJo Hyatt	2024	3
Alia Logoleo	2024	3
Alia Logoleo	2023	3
Grace Mattimore	2021	3

## SINGLE GAME

No. Player	Date	Opponent	Total
1. Aby Vieira	4/11/25	at NC State	2
2. Aby Vieira	5/16/25	USC Upstate	1
Alex Brown	5/9/25	vs. Virginia Tech	1
Alex Brown	4/15/25	South Carolina	1
Alex Brown	4/6/25	at Stanford	1
Marian Collins	4/6/25	at Stanford	1
Aby Vieira	4/6/25	at Stanford	1
Marian Collins	3/29/25	California <sup>2</sup>	1
Aby Vieira	3/15/25	North Carolina	1
Jamison Brockenbrough	3/14/25	North Carolina	1

\*Total of 71 performances with 1 sac hit (most recent)

# INDIVIDUAL RECORDS

## DEFENSE

### FIELDING PERCENTAGE

#### CAREER (250 CHANCES)

No. Player	Pos.	Year	Chances	Total
1. JoJo Hyatt	C	2020-24	964	.993
2. Aby Vieira	C	2022-25	978	.988
3. Madison May	1B	2020-23	345	.988
4. Kyah Keller	1B	2020-23	412	.985
5. Valerie Cagle	P/1B/OF	2020-24	758	.982
6. Julia Knowler	1B	2024-Pres.	529	.977
7. Maddie Moore	3B/SS/2B	2022-25	741	.961
8. Cammy Pereira	2B	2020-22	448	.951
9. Alia Logoleo	3B/SS/OF	2020-24	715	.927

#### SEASON (100 CHANCES)

No. Player	Pos.	Year	Chances	Total
1. Kylee Johnson	OF	2025	101	1.000
JoJo Hyatt	C	2020	179	1.000
3. Kyah Keller	1B	2021	230	.996
4. Aby Vieira	C	2023	218	.995
5. JoJo Hyatt	C	2023	136	.993
6. JoJo Hyatt	C	2021	399	.992
Madison May	1B	2023	243	.992
8. JoJo Hyatt	C	2022	179	.989
9. Aby Vieira	C	2024	248	.988
Bailey Taylor	1B	2022	169	.988

### PUTOUTS

#### CAREER

No. Player	Pos.	Year	Total
1. JoJo Hyatt	C	2020-24	887
2. Aby Vieira	C	2022-25	876
3. Julia Knowler	1B	2024-Pres.	511
Valerie Cagle	P/1B/OF	2020-24	511
5. Kyah Keller	1B	2020-23	404
6. Madison May	1B	2020-23	334
7. Maddie Moore	2B/SS/3B	2024-25	310
8. Alia Logoleo	3B/SS/OF	2020-24	246
9. McKenzie Clark	OF/C	2021-24	237
10. Cammy Pereira	2B	2020-22	200

#### SEASON

No. Player	Pos.	Year	Total
1. Julia Knowler	1B	2025	381
2. JoJo Hyatt	C	2021	365
3. Aby Vieira	C	2025	278
4. Madison May	1B	2023	238
5. Kyah Keller	1B	2021	228
6. Aby Vieira	C	2024	224
7. Aby Vieira	C	2023	197
8. Valerie Cagle	P/1B	2023	193
9. Valerie Cagle	P/1B/OF	2024	185
10. Aby Vieira	C	2022	177

#### SINGLE GAME

No. Player	Pos.	Date	Opponent	Total
1. Grace Hiller	1B	3/20/24	South Carolina	14
Bailey Taylor	1B	4/14/22	Boston University	14
JoJo Hyatt	C	3/19/21	at Louisville	14
Grace Mattimore	1B	2/20/21	at Georgia Tech	14
MK Bonamy	1B	2/26/20	Georgia	14
6. Grace Hiller	1B	3/15/24	North Carolina	13
Grace Hiller	1B	3/5/24	Tennessee	13
JoJo Hyatt	C	5/11/23	vs. North Carolina	13
Bailey Taylor	1B	5/27/22	at Oklahoma State	13
Aby Vieira	C	3/27/22	Louisville	13

\*Total of 9 performances with 13 putouts (most recent)

### ASSISTS

#### CAREER

No. Player	Pos.	Year	Total
1. Alia Logoleo	SS/3B/OF	2020-24	417
2. Maddie Moore	2B/SS/3B	2022-25	402
3. Valerie Cagle	P/UTL	2020-24	233
4. Cammy Pereira	2B	2020-22	226
5. Alex Brown	2B/SS/3B/OF	2024-25	204
6. Marian Collins	SS	2025-Pres.	114
7. Reedy Davenport	3B	2023	112

8. Ansley Gilstrap	SS	2020-21	106
9. Aby Vieira	C	2022-25	90
10. Millie Thompson	P	2021-24	78

#### SEASON

No. Player	Pos.	Year	Total
1. Alia Logoleo	SS	2023	158
2. Alia Logoleo	SS	2022	124
3. Marian Collins	SS	2025	114
4. Reedy Davenport	3B	2023	112
5. Maddie Moore	2B/SS	2024	109
Maddie Moore	2B	2023	109
7. Alex Brown	2B/SS/3B	2024	107
Cammy Pereira	2B	2022	107
9. Ansley Gilstrap	SS	2021	106
10. Alia Logoleo	SS/3B	2024	103

#### SINGLE GAME

No. Player	Pos.	Date	Opponent	Total
1. Alia Logoleo	SS	5/27/22	at Oklahoma State	8
2. Taylor Pipkins	3B	2/15/25	vs. UCF	7
Maddie Moore	2B	3/20/24	South Carolina	7
Alia Logoleo	SS	5/21/22	Auburn	7
Bailey Taylor	3B	2/9/20	vs. St. John's	7
6. Marian Collins	SS	2/28/25	East Carolina	6
Alia Logoleo	SS	4/21/23	Pittsburgh	6
Alia Logoleo	SS	4/7/23	Florida State	6
Alia Logoleo	SS	5/13/22	vs. Virginia Tech	6
Alia Logoleo	SS	4/16/22	Notre Dame	6

\*Total of 11 performances with 6 assists (most recent)

### DOUBLE PLAYS TURNED

#### CAREER

No. Player	Year	Total
1. Maddie Moore	2022-25	40
2. Alia Logoleo	2020-24	38
3. Valerie Cagle	2020-24	29
4. Julia Knowler	2024-Pres.	19
5. Kyah Keller	2020-23	17
6. Cammy Pereira	2020-22	15
7. Alex Brown	2024-25	11
Madison May	2020-23	11
8. Marian Collins	2025-Pres.	10
9. Bailey Taylor	2020-22	9
Ansley Gilstrap	2020-21	9

#### SEASON

No. Player	Year	Total
1. Alia Logoleo	2023	21
2. Julia Knowler	2025	16
3. Valerie Cagle	2023	15
Maddie Moore	2023	15
5. Marian Collins	2025	10
Alia Logoleo	2022	10
7. Maddie Moore	2025	9
Madison May	2023	9
Maddie Moore	2022	9
Cammy Pereira	2022	9
Ansley Gilstrap	2021	9

### PITCHING

### APPEARANCES

#### CAREER

No. Player	Year	Total
1. Valerie Cagle	2020-24	153
2. Brooke McCubbin	2022-25	104
3. Millie Thompson	2021-24	97
4. Regan Spencer	2021-24	84
5. Reese Basinger	2025	44
6. Macey Cintron	2025-Pres.	23
7. Emma Whitfield	2020-22	16
Logan Caymol	2020-21	16
9. Olivia Duncan	2024-Pres.	13
10. Brook Melnychuk	2025	9

### SEASON

No. Player	Year	Total
1. Reese Basinger	2025	44
2. Brooke McCubbin	2025	40
Valerie Cagle	2021	40
4. Valerie Cagle	2023	38
5. Valerie Cagle	2022	32
6. Regan Spencer	2024	30
7. Millie Thompson	2024	28
8. Millie Thompson	2022	27
9. Valerie Cagle	2024	24
Brooke McCubbin	2024	24

### STARTS

#### CAREER

No. Player	Year	Total
1. Valerie Cagle	2020-24	114
2. Millie Thompson	2021-24	64
3. Brooke McCubbin	2022-25	43
4. Reese Basinger	2025	35
Regan Spencer	2021-24	35
6. Logan Caymol	2020-21	12
7. Macey Cintron	2025-Pres.	7
8. Olivia Duncan	2024-Pres.	2
Emma Whitfield	2020-22	2
10. Brook Melnychuk	2025	1

#### SEASON

No. Player	Year	Total
1. Reese Basinger	2025	35
2. Valerie Cagle	2021	32
3. Valerie Cagle	2023	30
4. Valerie Cagle	2022	26
5. Millie Thompson	2023	19
Millie Thompson	2022	19
7. Brooke McCubbin	2025	18
8. Regan Spencer	2024	17
9. Millie Thompson	2021	15
10. Valerie Cagle	2024	13
Valerie Cagle	2020	13

### VICTORIES

#### CAREER

No. Player	Year	Total
1. Valerie Cagle	2020-24	86
2. Millie Thompson	2021-24	44
3. Brooke McCubbin	2022-25	38
4. Regan Spencer	2021-24	28
5. Reese Basinger	2025	18
6. Macey Cintron	2025-Pres.	8
7. Logan Caymol	2020-21	7
8. Emma Whitfield	2020-22	4
9. Brook Melnychuk	2025	2
Olivia Duncan	2024-Pres.	2

#### SEASON

No. Player	Year	Total
1. Valerie Cagle	2021	28
2. Valerie Cagle	2023	25
3. Reese Basinger	2025	18
Brooke McCubbin	2025	18
5. Valerie Cagle	2022	16
6. Millie Thompson	2022	15
7. Millie Thompson	2023	14
8. Regan Spencer	2024	11
9. Brooke McCubbin	2024	10
10. Millie Thompson	2021	9
Valerie Cagle	2020	9

### INNINGS PITCHED

#### CAREER

No. Player	Year	Total
1. Valerie Cagle	2020-24	756.1
2. Millie Thompson	2021-24	381.1
3. Brooke McCubbin	2022-25	320.0
4. Regan Spencer	2021-24	250.0
5. Reese Basinger	2025	178.1
6. Macey Citron	2025-Pres.	62.1

# INDIVIDUAL RECORDS

7. Logan Caymol	2020-21	61.0
8. Emma Whitfield	2020-22	29.2
9. Olivia Duncan	2024-Pres.	18.2
10. Brook Melnychuk	2025	13.2

## SEASON

No. Player	Year	Total
1. Valerie Cagle	2021	216.2
2. Valerie Cagle	2023	193.0
3. Reese Basinger	2025	178.1
4. Valerie Cagle	2022	160.2
5. Brooke McCubbin	2025	142.0
6. Millie Thompson	2022	119.1
7. Regan Spencer	2024	116.0
8. Valerie Cagle	2024	96.1
9. Millie Thompson	2023	92.1
10. Millie Thompson	2024	91.0

## SINGLE GAME

No. Player	Date	Opponent	Total
1. Valerie Cagle	3/19/21	at Louisville	11.0
2. Valerie Cagle	3/5/24	Tennessee	9.0
Valerie Cagle	2/18/22	vs. Tennessee	9.0
4. Reese Basinger	2/21/25	vs. Villanova	8.0
Valerie Cagle	5/11/23	vs. North Carolina	8.0
Valerie Cagle	4/14/23	at NC State	8.0
Valerie Cagle	3/14/22	Liberty	8.0
8. Brooke McCubbin	2/15/25	vs. UCF	7.1
Valerie Cagle	2/28/24	at Georgia	7.1
10. Reese Basinger	4/25/25	at Georgia Tech	7.0

\*Total of 76 performances with 7.0 innings pitched (most recent)

## EARNED RUN AVERAGE

### CAREER (50 IP)

No. Player	Year	IP	Total
1. Regan Spencer	2021-24	250.0	1.57
2. Valerie Cagle	2020-24	756.1	1.72
3. Millie Thompson	2021-24	381.1	1.85
4. Macey Cintron	2025-Pres.	62.1	2.25
Brooke McCubbin	2022-25	178.0	2.25
6. Reese Basinger	2025	178.1	2.94
7. Logan Caymol	2020-21	61.0	3.67

### SEASON (30 IP)

No. Player	Year	IP	Total
1. Regan Spencer	2022	59.0	1.07
2. Valerie Cagle	2021	216.2	1.16
3. Brooke McCubbin	2023	73.1	1.34
4. Regan Spencer	2021	42.2	1.48
5. Valerie Cagle	2023	193.0	1.56
6. Millie Thompson	2022	119.1	1.58
7. Regan Spencer	2023	32.1	1.73
8. Regan Spencer	2024	116.0	1.81
9. Millie Thompson	2023	92.1	1.82
10. Valerie Cagle	2022	160.2	1.92

## LOWEST OPPONENT BATTING AVERAGE

### CAREER (50 IP)

No. Player	Year	IP	Total
1. Valerie Cagle	2020-24	756.1	.204
2. Regan Spencer	2021-24	250.0	.210
3. Logan Caymol	2020-21	61.0	.212
4. Macey Cintron	2025-Pres.	62.1	.218
5. Brooke McCubbin	2022-25	320.0	.238
6. Millie Thompson	2021-24	381.1	.240
7. Reese Basinger	2025	178.1	.255

### SEASON (30 IP)

No. Player	Year	IP	Total
1. Brooke McCubbin	2023	73.1	.162
2. Regan Spencer	2021	42.2	.166
3. Valerie Cagle	2023	193.0	.182
4. Valerie Cagle	2021	216.2	.184
5. Regan Spencer	2022	59.0	.209
6. Millie Thompson	2022	119.1	.210
7. Logan Caymol	2020	58.0	.214
8. Macey Cintron	2025	62.1	.218
Valerie Cagle	2022	160.2	.218
10. Regan Spencer	2024	116.0	.220

## STRIKEOUTS

### CAREER

No. Player	Year	Total
1. Valerie Cagle	2020-24	819
2. Millie Thompson	2021-24	327
3. Brooke McCubbin	2022-25	189
4. Regan Spencer	2021-24	139
5. Reese Basinger	2025	121
6. Logan Caymol	2020-21	67
7. Macey Cintron	2025-Pres.	48
8. Emma Whitfield	2020-22	26
9. Olivia Duncan	2024-Pres.	11
10. Brook Melnychuk	2025	4

### SEASON

No. Player	Year	Total
1. Valerie Cagle	2021	267
2. Valerie Cagle	2023	188
3. Valerie Cagle	2022	176
4. Reese Basinger	2025	121
5. Millie Thompson	2022	110
6. Valerie Cagle	2024	101
7. Valerie Cagle	2020	87
8. Brooke McCubbin	2025	84
9. Millie Thompson	2024	75
10. Millie Thompson	2023	72

## SINGLE GAME

No. Player	Date	Opponent	Total
1. Valerie Cagle	5/13/21	vs Georgia Tech	14
Valerie Cagle	3/21/21	at Louisville	14
Valerie Cagle	3/19/21	at Louisville	14
4. Valerie Cagle	2/18/22	vs. Wisconsin	13
Valerie Cagle	5/15/21	vs Duke	13
Valerie Cagle	4/1/21	North Carolina	13
7. Brooke McCubbin	3/22/25	at Syracuse	12
Valerie Cagle	5/11/23	vs. North Carolina	12
Valerie Cagle	4/1/22	at North Carolina	12
Valerie Cagle	2/21/20	vs Villanova	12

## COMPLETE GAMES

### CAREER

No. Player	Year	Total
1. Valerie Cagle	2020-24	79
2. Millie Thompson	2021-24.	23
3. Reese Basinger	2025	10
4. Regan Spencer	2021-24	8
5. Brooke McCubbin	2022-25	7
6. Logan Caymol	2020-21	4
7. Macey Cintron	2025-Pres.	2
8. Emma Whitfield	2020-22	1

### SEASON

No. Player	Year	Total
1. Valerie Cagle	2021	26
2. Valerie Cagle	2023	22
3. Valerie Cagle	2022	16
4. Reese Basinger	2025	10
Millie Thompson	2022	10
6. Valerie Cagle	2020	8
7. Valerie Cagle	2024	7
Millie Thompson	2023	7
9. Regan Spencer	2024	4
Logan Caymol	2020	4

## SAVES

### CAREER

No. Player	Year	Total
1. Valerie Cagle	2020-24	14
2. Brooke McCubbin	2022-25	10
3. Regan Spencer	2021-24	3
4. Macey Cintron	2025-Pres.	2
Reese Basinger	2025	2
Millie Thompson	2021-24	2

### SEASON

No. Player	Year	Total
1. Brooke McCubbin	2025	5
Valerie Cagle	2021	5

3. Valerie Cagle	2023	3
Valerie Cagle	2022	3
5. Reese Basinger	2025	2
Macey Cintron	2025	2
Valerie Cagle	2024	2
Brooke McCubbin	2023	2
Brooke McCubbin	2022	2
10. Brooke McCubbin	2024	1
Regan Spencer	2024	1
Millie Thompson	2024	1
Regan Spencer	2023	1
Regan Spencer	2021	1
Millie Thompson	2021	1
Valerie Cagle	2020	1

## SHUTOUTS (SOLO)

### CAREER

No. Player	Year	Total
1. Valerie Cagle	2020-24	28
2. Millie Thompson	2021-24	10
3. Brooke McCubbin	2022-25	4
Regan Spencer	2021-24	4
4. Reese Basinger	2025	3
5. Logan Caymol	2020-21	1

### SEASON

No. Player	Year	Total
1. Valerie Cagle	2021	11
2. Valerie Cagle	2023	8
3. Valerie Cagle	2022	7
4. Millie Thompson	2023	5
Millie Thompson	2022	5
6. Reese Basinger	2025	3
7. Brooke McCubbin	2025	2
Valerie Cagle	2024	2
9. Brooke McCubbin	2024	1
Regan Spencer	2024	1
Brooke McCubbin	2023	1
Regan Spencer	2023	1
Regan Spencer	2022	1
Regan Spencer	2021	1
Logan Caymol	2020	1

## SHUTOUTS (SOLO & COMBINED)

### CAREER

No. Player	Year	Total
1. Valerie Cagle	2020-24	38 (28/10)
2. Millie Thompson	2021-24	23 (10/13)
3. Brooke McCubbin	2022-25	19 (4/15)
4. Regan Spencer	2021-24	18 (4/14)
5. Reese Basinger	2025	5 (3/2)
Olivia Duncan	2024-Pres.	5 (0/5)
7. Macey Cintron	2025-Pres.	2 (0/2)
Brook Melnychuk	2025	2 (0/2)
9. Emma Whitfield	2020-22	1 (0/1)
Logan Caymol	2020-21	1 (1/0)

### SEASON

No. Player	Year	Total
1. Valerie Cagle	2021	12 (11/1)
2. Valerie Cagle	2023	11 (8/3)
3. Valerie Cagle	2022	10 (7/3)
Millie Thompson	2022	10 (5/5)
5. Regan Spencer	2024	7 (1/6)
Millie Thompson	2023	7 (5/2)
7. Brooke McCubbin	2025	6 (2/4)
Brooke McCubbin	2022	6 (0/6)
9. Reese Basinger	2025	5 (3/2)
Regan Spencer	2022	5 (1/4)

\*Note: 2020 season cut short due to Covid-19

# MISCELLANEOUS INDIVIDUAL RECORDS

## MULTI-HIT GAMES (SEASON)

Player	Year	2	3	4	5+	Total
Maddie Moore	2025	18	6	1	0	25
Valerie Cagle	2023	21	3	1	0	25
Alex Brown	2025	12	7	3	0	22
Alex Brown	2023	17	4	0	0	21
Julia Knowler	2025	14	4	0	0	18
McKenzie Clark	2024	16	2	0	0	18
Maddie Moore	2024	14	4	0	0	18
McKenzie Clark	2023	14	3	1	0	18
Valerie Cagle	2021	13	5	0	0	18
Aby Vieira	2025	13	3	1	0	17
Marian Collins	2025	14	2	0	0	16
McKenzie Clark	2021	12	4	0	0	16
Macey Cintron	2025	13	1	1	0	15
Valerie Cagle	2024	13	1	1	0	15
Valerie Cagle	2022	13	2	0	0	15
McKenzie Clark	2022	10	3	2	0	15
Alia Logoleo	2023	12	2	0	0	14
Reedy Davenport	2023	12	1	0	0	13
Caroline Jacobsen	2023	12	1	0	0	13
Alia Logoleo	2024	7	4	0	0	11
Alia Logoleo	2022	8	3	0	0	11
Ansley Gilstrap	2021	10	0	1	0	11
Jamison Brockenbrough	2025	8	2	0	0	10
Maddie Moore	2023	9	1	0	0	10
Marissa Guimbarda	2022	8	2	0	0	10
Marissa Guimbarda	2021	8	2	0	0	10
Cammy Pereira	2021	7	3	0	0	10
Valerie Cagle	2020	7	1	2	0	10

\*Note: Only includes players with double-digit multi-hit seasons. Not complete list. Total of 68 players with multi-hit games in a season.

## MULTI-HIT GAMES (CAREER)

Player	Year	2	3	4	5+	Total
Valerie Cagle	2020-24	67	12	4	0	83
McKenzie Clark	2021-24	52	12	3	0	67
Maddie Moore	2022-25	42	11	1	0	54
Alia Logoleo	2020-24	35	11	1	0	47
Alex Brown	2024-25	29	11	3	0	43
Aby Vieira	2022-25	30	7	1	0	38
Marissa Guimbarda	2020-22	24	5	0	0	29
Cammy Pereira	2020-22	15	11	0	0	26
Julia Knowler	2024-XX	19	5	0	0	24
JoJo Hyatt	2020-24	16	3	0	0	19
Marian Collins	2025-XX	14	2	0	0	16
Macey Cintron	2025-XX	13	1	1	0	15
Reedy Davenport	2023	12	1	0	0	13
Caroline Jacobsen	2023	12	1	0	0	13
Ansley Gilstrap	2021	10	0	1	0	11
Arielle Oda	2020-24	8	3	0	0	11
Jamison Brockenbrough	2025-XX	8	2	0	0	10

\*Note: Only includes players with double-digit multi-hit career games. Not complete list. Total of 35 players with multi-hit games

## HITTING STREAKS

Rk	Player	HS	Avg	AB	R	H	RBI	Streak Start	Streak End
1.	Valerie Cagle	23	.515	68	23	35	22	3-27-2021	to 5-15-2021
2.	Valerie Cagle	14	.525	40	10	21	7	2-25-2023	to 3-18-2023
3.	McKenzie Clark	13	.421	38	16	16	10	3-24-2024	to 4-16-2024
	Valerie Cagle	13	.500	38	10	19	7	5-19-2023	to 2-17-2024
5.	Jamison Brockenbrough	10	.483	29	10	14	3	4-6-2025	to 4-25-2025
	Valerie Cagle	10	.500	30	10	15	12	4-11-2023	to 4-29-2023
	Valerie Cagle	10	.538	26	10	14	15	3-24-2023	to 4-7-2023
	Valerie Cagle	10	.548	31	8	17	10	5-21-2022	to 2-17-2023
	Cammy Pereira	10	.313	32	10	10	7	4-1-2022	to 4-15-2022
	McKenzie Clark	10	.441	34	14	15	13	4-3-2021	to 4-25-2021

\*Based on games, not plate appearances; Minimum 10 or more games

## RUNS SCORED STREAKS

Rk	Player	RS	Streak Started vs.	Streak Ended By	Streak Start	Streak End
1.	Alex Brown	10	California <sup>1</sup>	South Carolina	3-29-2025	to 4-15-2025
	Alex Brown	10	Marshall	Duke	2-22-2025	to 3-7-2025
3.	Alex Brown	8	Minnesota <sup>2</sup>	South Carolina	3-7-2024	to 3-20-2024
	McKenzie Clark	8	vs. Kansas City	at USF	2-11-2023	to 2-23-2023
	Ansley Gilstrap	8	North Carolina <sup>1</sup>	Boston College	4-2-2021	to 4-18-2021
6.	Valerie Cagle	7	Virginia	at Boston College	3-19-2023	to 4-2-2023
	Valerie Cagle	7	at Furman	vs. UIC	2-14-2023	to 2-24-23
	Valerie Cagle	7	vs. Oakland	Charlotte <sup>1</sup>	2-22-2020	to 3-4-2020
9.	Jamison Brockenbrough	6	North Carolina	at South Carolina	3-15-2025	to 3-25-2025
	Alex Brown	6	North Carolina	at South Carolina	3-15-2025	to 3-25-2025
	Maddie Moore	6	Charleston Southern <sup>1</sup>	North Carolina	3-5-2025	to 3-15-2025
	Marian Collins	6	Indiana	Duke	3-1-2025	to 3-8-2025
	Ally Miklesh	6	at South Carolina	Pitt	4-11-2023	to 4-22-2023
	Valerie Cagle	6	Boston College <sup>1</sup>	NC State <sup>1</sup>	4-17-2021	to 4-25-2021
	Cammy Pereira	6	Charlotte <sup>2</sup>	at UNF	3-4-2020	to 2-12-2021

\*Based on consecutive team games; If player missed a game due to injury, illness, not in lineup, etc., streak restarts

## STOLEN BASE STREAKS

Rk	Player	SB	Streak Started vs.	Streak Ended By	Streak Start	Streak End
1.	Sam Russ	29	at FGCU	Graduation	2-10-2022	to N/A
2.	Carlee Shannon	21	Virginia	vs. Kent State (CS)	2-18-2020	to 2-11-2022
3.	Ally Miklesh	18	Northwestern	Auburn <sup>1</sup> (CS)	2-18-2023	to 5-21-2023
4.	Arielle Oda	17	Elon <sup>2</sup>	Virginia (CS)	2-27-2021	to 3-19-2023
5.	Alia Logoleo	16	vs. Georgia State	Graduation	2-10-2023	to N/A
	McKenzie Clark	16	vs. Illinois State	North Carolina <sup>1</sup> (CS)	2-12-2021	to 4-2-2021
7.	Maddie Moore	14	Winthrop	Graduation	4-16-2024	to N/A
8.	Julia Bomhardt	13	vs. UIC	at South Carolina (CS)	2-24-2023	to 4-11-2023
	Kylee Johnson	11	vs. UC San Diego	at South Carolina (CS)	2-14-2024	to 4-9-2024
	Julia Bomhardt	11	Auburn	vs. Virginia (CS)	5-20-2023	to 5-9-2023
10.	McKenzie Clark	10	Charlotte	Graduation	3-15-2023	to N/A
	Maddie Moore	10	at FGCU	at FIU	2-10-2022	to 2-9-2023
	Ansley Gilstrap	10	at Georgia Tech	at Louisville <sup>1</sup> (CS)	2-20-2021	to 3-20-2021

\*Based on consecutive attempts; CS - Caught Stealing

## MULTI-RBI GAMES (SEASON)

Player	Year	2	3	4	5+	Total
Maddie Moore	2025	12	6	2	1	21
Julia Knowler	2025	11	1	2	4	17
Valerie Cagle	2023	10	7	0	0	17
Marissa Guimbarda	2021	8	5	1	0	14
Macey Cintron	2025	6	5	1	1	13
Marian Collins	2025	4	7	0	2	13
Alia Logoleo	2023	7	2	4	0	13
Maddie Moore	2024	7	3	2	0	12
Caroline Jacobsen	2023	7	4	0	1	12
McKenzie Clark	2023	9	3	0	0	12
Alia Logoleo	2022	7	3	1	1	12
McKenzie Clark	2024	8	1	2	0	11
Maddie Moore	2023	5	3	2	1	11
Marissa Guimbarda	2022	2	8	0	1	11
Valerie Cagle	2021	7	0	3	1	11
Valerie Cagle	2024	5	2	2	1	10
Valerie Cagle	2022	5	2	2	1	10

\*Note: Only includes players with double-digit multi-RBI seasons. Not complete list. Total of 74 players with multi-RBI seasons

## MULTI-RBI GAMES (CAREER)

Player	Year	2	3	4	5+	Total
Valerie Cagle	2020-24	32	13	7	5	57
Maddie Moore	2022-25	25	12	6	2	45
Alia Logoleo	2020-24	22	9	6	3	40
McKenzie Clark	2021-24	30	6	3	0	39
Marissa Guimbarda	2020-22	13	16	2	2	33
Julia Knowler	2024-XX	16	3	4	3	26
Aby Vieira	2022-25	13	5	1	0	19
Macey Cintron	2025-XX	6	5	1	1	13
Marian Collins	2025-XX	4	7	0	2	13
Caroline Jacobsen	2023	7	4	0	1	12
Cammy Pereira	2020-22	9	3	0	0	12
Alex Brown	2024-25	8	2	1	0	11
JoJo Hyatt	2020-24	8	1	0	1	10

\*Note: Only includes players with double-digit multi-RBI seasons. Not complete list. Total of 37 players with multi-RBI games

# MISCELLANEOUS INDIVIDUAL RECORDS

## STRIKEOUT THE SIDE

Date	Opponent	Inning	Pitcher
2/7/20	vs. St. John's	2	Caymol*
2/12/20	Western Carolina	3	Caymol*
2/16/20	Michigan State	1	Cagle
		5	Caymol
2/18/20	UNCG	5	Cagle
2/21/20	Villanova	2	Cagle
		5	Cagle*
2/21/20	Troy	3	Cagle
2/23/20	Morgan State	2	Cagle
3/10/20	Presbyterian	3	Cagle*
2/18/21	Virginia Tech	7	Cagle
2/27/21	Elon	3	Cagle
3/7/21	at Virginia	3	Cagle
3/13/21	Furman	5	Whitfield
3/21/21	at Louisville	5	Cagle*
		6	Cagle
4/1/21	North Carolina	3	Cagle
		5	Cagle
4/2/21	North Carolina	2	Thompson*
4/3/21	North Carolina	2	Cagle*
4/13/21	Winthrop	3	Cagle
4/17/21	Boston College	7	Cagle
4/21/21	at South Carolina	2	Cagle*
4/23/21	NC State	2	Cagle
5/13/21	vs. Georgia Tech	2	Cagle
		5	Cagle
5/15/21	vs. Duke	3	Cagle
5/21/21	vs. Troy	2	Cagle
		4	Cagle
2/17/22	Texas Tech	2	Cagle
2/18/22	Tennessee	1	Cagle
2/19/22	Wisconsin	2	Thompson*
3/1/22	Gardner-Webb	1	Cagle
		5	Thompson
3/13/22	Illinois	2	Thompson*
3/14/22	Liberty	2	Cagle
3/15/22	Winthrop	3	McCubbin
3/19/22	Duke	3	Thompson*
3/25/22	Louisville	1	Thompson*
3/26/22	Louisville	1	Cagle
3/27/22	Louisville	6	Cagle*
4/1/22	North Carolina	4	Cagle*
4/8/22	Pittsburgh	2	Cagle*
		3	Cagle*
4/30/22	Georgia Tech	7	Cagle
2/12/23	FIU	1	Cagle*
2/25/23	Michigan State	6	McCubbin
3/4/23	Syracuse	2	Cagle
3/15/23	Charlotte	2	Cagle
3/24/23	Georgia Tech	2	Cagle^
3/31/23	Boston College	1	Thompson
5/11/23	North Carolina	3	Cagle*
5/19/23	UNCG	1	Thompson
2/8/24	Missouri State	4	Cagle
2/9/24	Indiana	6	Cagle
2/11/23	Missouri	1	McCubbin <sup>2</sup>
			Thompson <sup>1</sup>
2/14/24	Wichita State	1	Cagle
2/14/24	UC San Diego	4	McCubbin
2/28/24	Georgia	2	Cagle*
		3	Cagle
3/7/24	Minnesota <sup>1</sup>	7	Cagle
3/8/24	Mercer	1	Thompson
4/16/24	Winthrop	4	McCubbin
5/18/24	USC Upstate	3	Spencer
2/15/25	UCF	1	McCubbin
2/16/25	Ohio State	2	Basinger*
2/16/25	Ohio State	4	Basinger
2/22/25	Marshall	4	McCubbin
3/22/25	Syracuse	1	McCubbin*
3/22/25	Syracuse	7	McCubbin
4/27/25	Georgia Tech	5	Duncan

\*Denotes 3 Up, 3 Down Inning

^Immaculate Inning

## REACHED BASE STREAKS

Rk	Player	RB	Streak Started vs.	Streak Ended By	Streak Start	Streak End
1.	Maddie Moore	29	Boston College	Villanova	3-28-2024	to 2-21-2025
2.	Valerie Cagle	25	Duke	at Alabama	3-27-2021	to 5-22-2021
3.	Jamison Brockenbrough	23	North Carolina	at Georgia Tech	3-15-2025	to 4-25-2025
4.	Valerie Cagle	21	Mercer	vs. Southeastern Louisiana	3-8-2024	to 5-17-2024
	Marissa Guimbarda	21	vs. St. John's	Pitt	2-9-2020	to 3-7-2020
6.	McKenzie Clark	20	at Duke	at Florida State	3-18-2022	to 4-21-2022
7.	Alex Brown	19	vs. Auburn	Duke	2-13-2025	to 3-9-2025
8.	Valerie Cagle	18	UNCG	Ole Miss	5-19-2023	to 2-25-2024
9.	McKenzie Clark	17	North Carolina	Winthrop	3-16-2024	to 4-16-2024
	Maddie Moore	17	Mercer	Florida State <sup>1</sup>	3-8-2023	to 4-6-2023
	Marissa Guimbarda	17	Boston College	at Alabama	4-16-2021	to 5-22-2021
	McKenzie Clark	17	North Carolina	vs. Virginia Tech	4-3-2021	to 5-14-2021
13.	Valerie Cagle	16	Auburn	vs. UIC	5-22-2022	to 2-24-2023
	Grace Mattimore	16	vs. Troy	Virginia Tech	2-21-2020	to 2-18-2021
15.	Julia Knowler	15	Duke	at Stanford	3-8-2025	to 4-4-2025
	Caroline Jacobsen	15	Florida State <sup>2</sup>	vs. Duke	4-6-2023	to 5-12-2023
	McKenzie Clark	15	at Oklahoma State	vs. Tennessee	5-27-2022	to 2-25-2023
18.	Marian Collins	14	Boston College	ONGOING	4-19-2025	to ONGOING
	Alex Brown	14	North Carolina	at Stanford	3-14-25	to 4-6-2025
	Maddie Moore	14	Marshall	North Carolina	2-22-25	to 3-15-2025
	Valerie Cagle	14	vs. Michigan State	Virginia <sup>1</sup>	2-25-2023	to 3-18-2023
	Cammy Pereira	14	Notre Dame	at Oklahoma State	4-16-2022	to 5-26-2022
22.	Valerie Cagle	13	at South Carolina	vs. Duke	4-11-2023	to 5-12-2023
	Alia Logoleo	13	Louisville	Notre Dame	3-25-2022	to 4-14-2022
	Alia Logoleo	13	vs. Troy	Presbyterian	2-21-2020	to 3-10-2020
25.	Aby Vieira	12	at Tennessee	at Texas	4-22-2025	to 5-24-2025
	Maddie Moore	12	California <sup>1</sup>	Boston College	3-29-2025	to 4-19-2025
	Marian Collins	12	North Carolina	at Stanford	3-14-2025	to 4-4-2025
	McKenzie Clark	12	vs. Liberty	NC State <sup>1</sup>	2-10-2024	to 3-2-2024
	Valerie Cagle	12	Virginia <sup>2</sup>	Florida State	3-18-2023	to 4-7-2023
	Ally Miklesh	12	Virginia <sup>1</sup>	Florida State <sup>2</sup>	3-18-2023	to 4-6-2023
	MK Bonamy	12	vs. Troy	Pitt	2-21-2020	to 3-8-2020
32.	Sam Minish	11	Georgia	North Carolina	2-26-2025	to 3-14-2025
	Julia Knowler	11	vs. Kentucky	Indiana	2-14-2025	to 3-1-2025
	Macey Cintron	11	vs. Ole Miss	Elon	2-6-2025	to 2-21-2025
	Cammy Pereira	11	South Carolina	Notre Dame	3-30-2023	to 4-15-2023
	Kyah Keller	11	North Carolina <sup>2</sup>	NC State <sup>1</sup>	4-2-2021	to 4-25-2021
	Ansley Gilstrap	11	Virginia Tech	at Virginia <sup>2</sup>	2-18-2021	to 3-6-2021
38.	Aby Vieira	10	California <sup>1</sup>	at South Carolina	3-29-2025	to 4-15-2025
	Lindsey Garcia	10	vs. Mississippi State	North Carolina	2-17-2024	to 3-16-2024
	JoJo Hyatt	10	at NC State	vs. Duke	4-16-2023	to 5-12-2023
	McKenzie Clark	10	Florida State <sup>2</sup>	at Liberty	4-6-2023	to 4-26-2023
	Marissa Guimbarda	10	at Florida State	Louisiana	4-23-2022	to 5-22-2022
	Valerie Cagle	10	vs. Northwestern	Virginia Tech	2-19-2022	to 3-5-2022

\*Based on games, not plate appearances; Includes all double-digit RB streaks

## NO-HITTERS

No.	Player	Opponent	Score	Date
1.	Logan Caymol	Western Carolina	8-0 <sup>(5)</sup>	2/12/20
2.	Valerie Cagle	Winthrop	9-0 <sup>(5)</sup>	4/13/21
3.	Valerie Cagle	Boston College	6-0 <sup>(7)</sup>	4/18/21
4.	Regan Spencer & Millie Thompson	Kent State	8-0 <sup>(5)</sup>	2/11/22
5.	Millie Thompson	Furman	8-0 <sup>(5)</sup>	4/6/22
6.	Millie Thompson	UNCW	9-0 <sup>(5)</sup>	5/20/22
7.	Valerie Cagle*	Mercer	18-0 <sup>(5)</sup>	3/8/23

\*Denotes Perfect Game

# YEARLY STAT LEADERS

## OFFENSE

### BATTING AVERAGE

Year	Player	BA
2020	Hannah Goodwin	.385
2021	Valerie Cagle	.404
2022	McKenzie Clark	.328
<b>2023</b>	<b>Valerie Cagle</b>	<b>*.469</b>
2024	Maddie Moore	.368
2025	Alex Brown	.413

### AT-BATS

Year	Player	AB
2020	Cammy Pereira	94
2021	McKenzie Clark	169
2022	Valerie Cagle	185
2023	McKenzie Clark	179
2024	Alex Brown	186
<b>2025</b>	<b>Julia Knowler</b>	<b>201</b>

### HITS

Year	Player	H
2020	Valerie Cagle	35
2021	Valerie Cagle	63
2022	McKenzie Clark	59
<b>2023</b>	<b>Valerie Cagle</b>	<b>*83</b>
2024	Alex Brown	61
	McKenzie Clark	61
2025	Alex Brown	81

### DOUBLES

Year	Player	2B
2020	Grace Mattimore	*10
2021	Valerie Cagle	12
2022	McKenzie Clark	13
2023	Valerie Cagle	15
	Caroline Jacobsen	15
2024	Julia Knowler	10
<b>2025</b>	<b>Julia Knowler</b>	<b>*19</b>

### TRIPLES

Year	Player	3B
2020	Alia Logoleo	2
<b>2021</b>	<b>McKenzie Clark</b>	<b>*6</b>
2022	Sam Russ	5
2023	Valerie Cagle	1
	McKenzie Clark	1
	JoJo Hyatt	1
	Ally Miklesh	1
	Arielle Oda	1
2024	Alex Brown	4
	McKenzie Clark	4
2025	Alex Brown	3
	Maddie Moore	3

### HOME RUNS

Year	Player	HR
2020	Marissa Guimbarda	*11
2021	Valerie Cagle	*17
2022	Alia Logoleo	15
<b>2023</b>	<b>Valerie Cagle</b>	<b>19</b>
2024	McKenzie Clark	10
	Maddie Moore	10
2025	Maddie Moore	17

### RUNS BATTED IN

Year	Player	RBI
2020	Valerie Cagle	*36
2021	Valerie Cagle	*45
2022	Alia Logoleo	46
2023	Valerie Cagle	*57
2024	Valerie Cagle	42
<b>2025</b>	<b>Maddie Moore</b>	<b>71</b>

### SLUGGING PERCENTAGE

Year	Player	Slg %
2020	Marissa Guimbarda	*.868
2021	Valerie Cagle	*.821
2022	McKenzie Clark	.622
<b>2023</b>	<b>Valerie Cagle</b>	<b>*.887</b>
2024	McKenzie Clark	.641
2025	Maddie Moore	.771

### ON-BASE PERCENTAGE

Year	Player	OB %
2020	Grace Mattimore	.494
2021	Valerie Cagle	.492
2022	Valerie Cagle	.418

<b>2023</b>	<b>Valerie Cagle</b>	<b>*.565</b>
2024	McKenzie Clark	.477
	Maddie Moore	.477
2025	Alex Brown	.519

### RUNS

Year	Player	R
2020	Valerie Cagle	26
2021	McKenzie Clark	*47
2022	McKenzie Clark	42
2023	McKenzie Clark	56
2024	McKenzie Clark	53
<b>2025</b>	<b>Alex Brown</b>	<b>70</b>

### STOLEN BASES

Year	Player	SB
2020	Carlee Shannon	9
2021	McKenzie Clark	23
<b>2022</b>	<b>Sam Russ</b>	<b>*29</b>
2023	Julia Bomhardt	20
2024	Maddie Moore	15
2025	Maddie Moore	11

### WALKS

Year	Player	BB
2020	Grace Mattimore	22
2021	Valerie Cagle	27
2022	Marissa Guimbarda	27
2023	Valerie Cagle	36
2024	McKenzie Clark	29
	Maddie Moore	29
<b>2025</b>	<b>Alex Brown</b>	<b>41</b>

### HIT BY PITCH

Year	Player	HBP
2020	Marissa Guimbarda	5
	Bailey Taylor	5
<b>2021</b>	<b>Ansley Gilstrap</b>	<b>15</b>
2022	Cammy Pereira	8
2023	Ally Miklesh	7
2024	McKenzie Clark	12
2025	Aby Vieira	8

### TOTAL BASES

Year	Player	TB
2020	Valerie Cagle	*70
2021	Valerie Cagle	*128
2022	McKenzie Clark	112
<b>2023</b>	<b>Valerie Cagle</b>	<b>*157</b>
2024	McKenzie Clark	107
2025	Maddie Moore	148

## DEFENSE

### FIELDING PERCENTAGE (100 CHANCES)

Year	Player	F%
<b>2020</b>	<b>JoJo Hyatt</b>	<b>1.000</b>
2021	Kyah Keller	.996
2022	JoJo Hyatt	.989
2023	Aby Vieira	.995
2024	Aby Vieira	.988
<b>2025</b>	<b>Kylee Johnson</b>	<b>1.000</b>

### PUTOUTS

Year	Player	PO
2020	MK Bonamy	167
	JoJo Hyatt	167
2021	JoJo Hyatt	365
2022	Aby Vieira	177
2023	Madison May	238
2024	Aby Vieira	224
<b>2025</b>	<b>Julia Knowler</b>	<b>381</b>

### ASSISTS

Year	Player	A
2020	Bailey Taylor	41
2021	Ansley Gilstrap	106
2022	Alia Logoleo	124
<b>2023</b>	<b>Alia Logoleo</b>	<b>158</b>
2024	Maddie Moore	109
2025	Marian Collins	114

### DOUBLE PLAYS

Year	Player	Starts
2020	MK Bonamy	5
2021	Ansley Gilstrap	9
2022	Alia Logoleo	10
<b>2023</b>	<b>Alia Logoleo</b>	<b>21</b>
2024	Valerie Cagle	7
	Maddie Moore	7
2025	Julia Knowler	16

## PITCHING

### APPEARANCES

Year	Player	APP
2020	Valerie Cagle	19
2021	Valerie Cagle	40
2022	Valerie Cagle	32
2023	Valerie Cagle	38
2024	Regan Spencer	30
<b>2025</b>	<b>Reese Basinger</b>	<b>44</b>

### STARTS

Year	Player	APP
2020	Valerie Cagle	13
2021	Valerie Cagle	32
2022	Valerie Cagle	26
2023	Valerie Cagle	30
2024	Regan Spencer	17
<b>2025</b>	<b>Reese Basinger</b>	<b>*35</b>

### VICTORIES

Year	Player	APP
2020	Valerie Cagle	9
<b>2021</b>	<b>Valerie Cagle</b>	<b>28</b>
2022	Valerie Cagle	16
2023	Valerie Cagle	25
2024	Regan Spencer	11
2025	Reese Basinger	*18
	Brooke McCubbin	*18

### INNINGS PITCHED

Year	Player	IP
2020	Valerie Cagle	89.2
<b>2021</b>	<b>Valerie Cagle</b>	<b>216.2</b>
2022	Valerie Cagle	160.2
2023	Valerie Cagle	193.0
2024	Regan Spencer	116.0
2025	Reese Basinger	*178.1

### ERA

Year	Player	ERA
2020	Valerie Cagle	2.19
2021	Valerie Cagle	*1.16
<b>2022</b>	<b>Regan Spencer</b>	<b>1.07</b>
2023	Brooke McCubbin	1.34
2024	Regan Spencer	1.81
2025	Olivia Duncan	1.66

### OPPONENT BATTING AVERAGE

Year	Player	ERA
2020	Logan Caymol	.214
2021	Regan Spencer	.166
2022	Regan Spencer	.209
<b>2023</b>	<b>Brooke McCubbin</b>	<b>.162</b>
2024	Regan Spencer	.220
2025	Macey Cintron	.218

### STRIKEOUTS

Year	Player	SO
2020	Valerie Cagle	87
<b>2021</b>	<b>Valerie Cagle</b>	<b>267</b>
2022	Valerie Cagle	176
2023	Valerie Cagle	188
2024	Valerie Cagle	101
2025	Reese Basinger	121

### SAVES

Year	Player	SV
2020	Valerie Cagle	1
<b>2021</b>	<b>Valerie Cagle</b>	<b>*5</b>
2022	Valerie Cagle	3
2023	Valerie Cagle	3
2024	Valerie Cagle	2
<b>2025</b>	<b>Brooke McCubbin</b>	<b>5</b>

### SHUTOUTS

Year	Player	SHO
2020	Logan Caymol	1/0
	Valerie Cagle	0/1
	Emma Whitfield	0/1
<b>2021</b>	<b>Valerie Cagle</b>	<b>11/1</b>
2022	Valerie Cagle	*7/3
	Millie Thompson	5/5
2023	Valerie Cagle	*8/3
2024	Regan Spencer	1/6
2025	Brooke McCubbin	2/4

\* - led the ACC; ^ - led the nation;  
Note: Clemson single-season records in **bold**.  
Note: 2020 season cut short due to Covid-19

# CLASS RECORDS

## SENIOR/GRADUATE RECORDS

### BATTING AVERAGE (100 AB)

No. Player	Year	Avg.
1. Alex Brown	2025	.413 <sup>^</sup>
2. Maddie Moore	2025	.411
3. McKenzie Clark	2024	.365
4. Valerie Cagle*	2024	.338
5. Aby Vieira	2025	.337

### HOME RUNS

No. Player	Year	Total
1. Maddie Moore	2024	17 <sup>^</sup>
2. Caroline Jacobsen	2023	12
3. Marissa Guimbarda*	2022	11
4. McKenzie Clark	2024	10 <sup>^</sup>
5. Valerie Cagle*	2024	7
Alia Logoleo*	2024	7

### RUNS BATTED IN

No. Player	Year	Total
1. Maddie Moore	2025	71 <sup>^</sup>
2. Valerie Cagle*	2024	42 <sup>^</sup>
3. McKenzie Clark	2024	41
4. Marissa Guimbarda*	2022	39
5. Alia Logoleo*	2024	38

### SLUGGING PERCENTAGE (100 AB)

No. Player	Year	Total
1. Maddie Moore	2025	.771 <sup>^</sup>
2. McKenzie Clark	2024	.641
3. Caroline Jacobsen	2023	.596
4. Alex Brown	2025	.571
5. Valerie Cagle*	2024	.568

### EARNED RUN AVERAGE (30 IP)

No. Player	Year	ERA
1. Regan Spencer	2024	1.81 <sup>^</sup>
2. Millie Thompson	2024	2.08
3. Brooke McCubbin	2025	2.46
4. Valerie Cagle*	2024	2.54
5. Reese Basinger	2025	2.94

### VICTORIES

No. Player	Year	Total
1. Reese Basinger	2025	18 <sup>^</sup>
Brooke McCubbin	2025	18 <sup>^</sup>
3. Regan Spencer	2024	11 <sup>^</sup>
4. Valerie Cagle*	2024	8
5. Millie Thompson	2024	6

### INNINGS PITCHED

No. Player	Year	Total
1. Reese Basinger	2025	178.1 <sup>^</sup>
2. Brooke McCubbin	2025	142.0
3. Regan Spencer	2024	116.0 <sup>^</sup>
4. Valerie Cagle*	2024	96.1
5. Millie Thompson	2024	91.0

### STRIKEOUTS

No. Player	Year	Total
1. Reese Basinger	2025	121 <sup>^</sup>
2. Valerie Cagle*	2024	101 <sup>^</sup>
3. Brooke McCubbin	2025	84
4. Millie Thompson	2024	75
5. Regan Spencer	2024	67

## JUNIOR RECORDS

### BATTING AVERAGE (100 AB)

No. Player	Year	Avg.
1. Valerie Cagle*	2023	.469 <sup>^</sup>
2. Maddie Moore	2024	.368 <sup>^</sup>
3. McKenzie Clark	2023	.335
4. JoJo Hyatt*	2023	.330
5. Alex Brown	2024	.328

### HOME RUNS

No. Player	Year	Total
1. Valerie Cagle*	2023	19 <sup>^</sup>
2. Marissa Guimbarda*	2021	13
McKenzie Clark	2023	13
4. Maddie Moore	2024	10 <sup>^</sup>
Alia Logoleo*	2023	10

### RUNS BATTED IN

No. Player	Year	Total
1. Valerie Cagle*	2023	57 <sup>^</sup>
2. Alia Logoleo*	2023	51
3. Marissa Guimbarda*	2021	42
4. Maddie Moore	2024	39
5. McKenzie Clark	2023	38

### SLUGGING PERCENTAGE (100 AB)

No. Player	Year	Total
1. Valerie Cagle*	2023	.887 <sup>^</sup>
2. Marissa Guimbarda*	2021	.669
3. Maddie Moore	2024	.639
4. McKenzie Clark	2023	.626
5. Alia Logoleo*	2023	.521

### EARNED RUN AVERAGE (30 IP)

No. Player	Year	ERA
1. Valerie Cagle*	2023	1.56
2. Regan Spencer	2023	1.73
3. Millie Thompson	2023	1.82
4. Brooke McCubbin	2024	2.83
5.		

### VICTORIES

No. Player	Year	Total
1. Valerie Cagle*	2023	25 <sup>^</sup>
2. Millie Thompson	2023	14
3. Brooke McCubbin	2024	10
4. Regan Spencer	2023	5
5.		

### INNINGS PITCHED

No. Player	Year	Total
1. Valerie Cagle*	2023	193 <sup>^</sup>
2. Millie Thompson	2023	92.1
3. Brooke McCubbin	2024	59.1
4. Regan Spencer	2023	32.1
5.		

### STRIKEOUTS

No. Player	Year	Total
1. Valerie Cagle*	2023	188 <sup>^</sup>
2. Millie Thompson	2023	72
3. Brooke McCubbin	2024	42
4. Regan Spencer	2023	18
5.		

## SOPHOMORE RECORDS

### BATTING AVERAGE (100 AB)

No. Player	Year	Avg.
1. McKenzie Clark	2022	.328 <sup>^</sup>
2. Julia Knowler	2025	.313
3. Valerie Cagle*	2022	.308
4. Aby Vieira	2023	.304
5. Alia Logoleo*	2022	.287

### HOME RUNS

No. Player	Year	Total
1. Julia Knowler	2025	15
Alia Logoleo*	2022	15 <sup>^</sup>
3. Valerie Cagle*	2022	13
4. McKenzie Clark	2022	12
5. Maddie Moore	2023	11

### RUNS BATTED IN

No. Player	Year	Total
1. Julia Knowler	2025	62
2. Alia Logoleo*	2022	46 <sup>^</sup>
3. Valerie Cagle*	2022	44
4. Maddie Moore	2023	40
5. McKenzie Clark	2022	34

### SLUGGING PERCENTAGE (100 AB)

No. Player	Year	Total
1. Julia Knowler	2025	.632
2. McKenzie Clark	2022	.622 <sup>^</sup>
3. Alia Logoleo*	2022	.585
4. Valerie Cagle*	2022	.584
5. Maddie Moore	2023	.506

### EARNED RUN AVERAGE (30 IP)

No. Player	Year	ERA
1. Regan Spencer	2022	1.07 <sup>^</sup>
2. Brooke McCubbin	2023	1.34 <sup>^</sup>
3. Millie Thompson	2022	1.58
4. Valerie Cagle*	2022	1.92
5.		

### VICTORIES

No. Player	Year	Total
1. Valerie Cagle*	2022	16 <sup>^</sup>
2. Millie Thompson	2022	15
3. Regan Spencer	2022	6
4. Brooke McCubbin	2023	5
5. Olivia Duncan	2025	2

### INNINGS PITCHED

No. Player	Year	Total
1. Valerie Cagle*	2022	160.2 <sup>^</sup>
2. Millie Thompson	2022	119.1
3. Brooke McCubbin	2023	73.1
4. Regan Spencer	2022	59
5. Olivia Duncan	2025	12.2

### STRIKEOUTS

No. Player	Year	Total
1. Valerie Cagle*	2022	176 <sup>^</sup>
2. Millie Thompson	2022	110
3. Brooke McCubbin	2023	39
4. Regan Spencer	2022	34
5. Olivia Duncan	2025	9

## FRESHMAN RECORDS

### BATTING AVERAGE (100 AB)

No. Player	Year	Avg.
1. Valerie Cagle*	2021	.404 <sup>^</sup>
2. Marian Collins	2025	.366
3. McKenzie Clark	2021	.355
4. Aby Vieira	2022	.294
5. Macey Cintron	2025	.292

### HOME RUNS

No. Player	Year	Total
1. Valerie Cagle*	2021	17 <sup>^</sup>
2. Macey Cintron	2025	14
3. Marian Collins	2025	11
4. McKenzie Clark	2021	9
5. Alia Logoleo*	2021	8

### RUNS BATTED IN

No. Player	Year	Total
1. Macey Cintron	2025	51
2. Marian Collins	2025	47
3. Valerie Cagle*	2021	45 <sup>^</sup>
4. Alia Logoleo*	2021	32
5. McKenzie Clark	2021	29

### SLUGGING PERCENTAGE (100 AB)

No. Player	Year	Total
1. Valerie Cagle*	2021	.821 <sup>^</sup>
2. Marian Collins	2025	.663
3. McKenzie Clark	2021	.639
4. Macey Cintron	2025	.584
5. Alia Logoleo*	2021	.559

### EARNED RUN AVERAGE (30 IP)

No. Player	Year	ERA
1. Valerie Cagle*	2021	1.16 <sup>^</sup>
2. Regan Spencer	2021	1.48
3. Millie Thompson	2021	2.05
4. Macey Cintron	2025	2.25
5. Brooke McCubbin	2022	2.32

### VICTORIES

No. Player	Year	Total
1. Valerie Cagle*	2021	28 <sup>^</sup>
2. Millie Thompson	2021	9
3. Macey Cintron	2025	8
4. Regan Spencer	2021	6
5. Brooke McCubbin	2022	5

### INNINGS PITCHED

No. Player	Year	Total
1. Valerie Cagle*	2021	216.2 <sup>^</sup>
2. Millie Thompson	2021	78.2
3. Macey Cintron	2025	62.1
4. Brooke McCubbin	2022	45.1
5. Regan Spencer	2021	42.2

### STRIKEOUTS

No. Player	Year	Total
1. Valerie Cagle*	2021	267 <sup>^</sup>
2. Millie Thompson	2021	70
3. Macey Cintron	2025	48
4. Brooke McCubbin	2022	24
5. Regan Spencer	2021	20

Note for class records, 2020 season not counted due to shortened COVID-19 season  
Must meet minimum season requirements  
\*Redshirt; ^Led the team that year

# YEARLY BATTING & FIELDING STATS

Year	W-L	G	AB	R	H	2B	3B	HR	TB	RBI	SF	SH	HP	SB	BB	SO	BA	Slg%	OB%	PO	A	E	Fld %
2020*	19-8	27	715	173	224	45	5	32	375	164	7	3	22	28	85	<b>135</b>	.313	.524	.399	513	185	<b>33</b>	.955
2021	44-8	52	1353	280	396	60	11	66	676	262	10	10	<b>46</b>	87	144	222	.293	.500	.377	1039	412	46	.969
2022	42-17	59	1494	282	405	67	11	68	698	260	9	8	45	79	181	312	.271	.467	.365	1156	507	58	.966
2023	<b>49-12</b>	61	1560	371	488	87	5	79	822	350	15	<b>18</b>	38	<b>102</b>	227	262	.313	.527	.409	1176	<b>516</b>	34	<b>.980</b>
2024	35-19	54	1493	319	443	68	<b>15</b>	55	706	290	<b>25</b>	<b>18</b>	45	63	192	228	.297	.473	.388	1106	449	64	.960
2025	48-14	<b>62</b>	<b>1688</b>	<b>439</b>	<b>549</b>	<b>105</b>	12	<b>85</b>	<b>933</b>	<b>404</b>	24	16	39	48	<b>255</b>	272	<b>.325</b>	<b>.553</b>	<b>.420</b>	<b>1227</b>	444	64	.963
<b>TOTALS</b>	237-78	315	8303	1864	2505	432	59	385	4210	1730	90	73	235	407	1084	1431				6217	2513	299	

Note: 2020 season cut short due to Covid-19

Note: **Bolded** figure denotes Clemson single-season high.

# YEARLY PITCHING STATS

Year	W-L	ERA	G	CG	SHO	SV	IP	H	R	ER	BB	SO	2B	3B	HR	AB	B/Avg.	WP	HBP	SFA	SHA
2020*	19-8	2.74	27	13	2/1	1	171.0	<b>154</b>	<b>94</b>	<b>67</b>	<b>54</b>	167	<b>19</b>	2	<b>12</b>	655	.232	<b>14</b>	<b>17</b>	<b>2</b>	<b>11</b>
2021	44-8	<b>1.50</b>	52	31	14/2	7	216.2	252	96	74	97	<b>369</b>	31	2	18	1272	<b>.198</b>	24	25	4	12
2022	42-17	1.78	59	27	<b>20/7</b>	5	385.1	319	138	98	92	345	39	2	28	1458	.219	45	24	6	17
2023	<b>49-12</b>	1.59	61	<b>32</b>	19/4	6	392.0	283	113	89	79	318	33	<b>0</b>	23	1415	.200	24	19	8	18
2024	35-19	2.32	54	16	11/7	5	368.2	356	163	122	77	287	37	3	16	1453	.245	23	22	10	22
2025	48-14	2.62	<b>62</b>	15	11/6	<b>9</b>	<b>409.0</b>	406	200	153	114	266	69	9	47	<b>1615</b>	.251	23	36	11	30
<b>TOTALS</b>	237-78		315	134	77/27	33	1942.2	1770	804	603	513	1752	228	18	144	7868		153	143	41	110

Note: 2020 season cut short due to Covid-19

Note: **Bolded** figure denotes Clemson single-season high (single-season best for ratios).

# TEAM RECORDS

## OFFENSE

### GAMES PLAYED

SEASON	No. Year	Total
1. 2025		62
2. 2023		61
3. 2022		59
4. 2024		54
5. 2021		52
6. 2020		27

### BATTING AVERAGE

SEASON	No. Year	Total
1. 2025		.325
2. 2023		.313
2020		.313
4. 2024		.297
5. 2021		.293
6. 2022		.271

### AT-BATS

SEASON	No. Year	Total
1. 2025		1688
2. 2023		1560
3. 2022		1494
4. 2024		1493
5. 2021		1353
6. 2020		715

SINGLE GAME	No. Opponent	Date	Total
1. South Carolina	3/20/24	43	
2. at Texas	5/23/25	42	
3. at Louisville	3/19/21	41	
4. vs. Missouri State	2/9/25	39	
5. vs. St. John's	2/9/20	38	
6. vs. Georgia State	2/10/23	37	
7. vs. Stetson	2/22/20	36	
8. at Texas	5/22/25	35	
at NC State	4/14/23	35	
at Maryland	2/15/20	35	

INNING	No. Opponent	Date	Inning Total
1. Maryland	2/15/20	2	19
2. vs. St. John's	2/9/21	7	15
3. vs. Virginia Tech	5/9/25	6	14
4. at NC State	4/11/25	2	13
California	3/29/25	1	13
at Syracuse	3/23/25	4	13
South Carolina	3/28/23	4	13
Virginia	3/1/20	3	13
9. at Georgia Tech	4/26/25	1	12
at Syracuse	3/23/25	3	12

\*Total of 7 innings with 12 at-bats

### HITS

SEASON	No. Year	Total
1. 2025		549
2. 2023		488
3. 2024		443
4. 2022		405
5. 2021		396
6. 2020		224

SINGLE GAME	No. Opponent	Date	Total
1. vs. Georgia State	2/10/23	19	
2. at Maryland	2/15/20	18	
3. Lafayette	2/28/25	17	
vs. Missouri State	2/9/25	17	
Mercer	3/8/23	17	
at Syracuse	5/9/21	17	
7. at Georgia Tech	4/26/25	15	
NC State	3/3/24	15	

Northwestern	2/17/23	15	
10. North Carolina	3/16/25	14	

\*Total of 7 performances with 14 hits

INNING	No. Opponent	Date	Inning Total
1. Maryland	2/15/20	2	11
2. Lafayette	2/28/25	2	8
3. California <sup>2</sup>	3/29/25	1	7
at Notre Dame	4/20/24	7	7
Mercer	3/8/23	2	7
vs. St. John's	2/9/20	7	7
7. at NC State	4/11/25	2	6
at Syracuse	3/23/25	4	6
Indiana	3/1/25	3	6
Charlotte	2/18/25	4	6

\*Total of 15 innings with 6 hits

### DOUBLES

SEASON	No. Year	Total
1. 2025		105
2. 2023		87
3. 2024		68
4. 2022		67
5. 2021		60
6. 2020		45

SINGLE GAME	No. Opponent	Date	Total
1. Northwestern	2/17/23	6	
at Charlotte	2/23/22	6	
3. North Carolina	3/16/25	5	
Indiana	3/1/25	5	
Lafayette	2/28/25	5	
Marshall	2/22/25	5	
8. at Georgia Tech	3/26/23	5	
USC Upstate	5/16/25	4	
vs. Missouri State	2/9/25	4	
Furman	4/5/23	4	

\*Total of 13 performances with 4 doubles

INNING	No. Opponent	Date	Inning Total
1. at Georgia Tech	3/26/23	5	4
2. Gardner-Webb	4/1/25	1	3
Jacksonville	3/11/23	1	3
Northwestern	2/17/23	4	3
Mercer	3/9/22	2	3
at Charlotte	2/23/22	4	3
at Syracuse	5/9/21	5	3
Virginia	2/28/20	4	3
9. USC Upstate	5/16/25	5	2
vs. Virginia Tech	5/9/25	6	2

\*Total of 52 innings with 2 doubles

### TRIPLES

SEASON	No. Year	Total
1. 2024		15
2. 2025		12
3. 2022		11
2021		11
5. 2023		5
2020		5

SINGLE GAME	No. Opponent	Date	Total
1. Gardner-Webb	4/1/25	2	
Mercer	3/8/24	2	
Texas Tech	2/17/22	2	
at Virginia	3/7/21	2	
5. Several Times (50 total)		1	

INNING	No. Opponent	Date	Inning Total
1. Northwestern	5/17/25	9	1
Boston College	4/17/25	1	1
at NC State	4/11/25	4	1

at Stanford	4/6/25	5	1
Gardner-Webb	4/1/25	2	1
Gardner-Webb	4/1/25	1	1
North Carolina	3/15/25	3	1
East Carolina	2/28/25	4	1
Marshall	2/23/25	5	1
vs. Ohio State	2/16/25	1	1

\*Total of 57 innings with 1 triple

### HOME RUNS

SEASON	No. Year	Total
1. 2025		85
2. 2023		79
3. 2022		68
4. 2021		66
5. 2024		54
6. 2020		32

SINGLE GAME	No. Opponent	Date	Total
1. California <sup>2</sup>	3/29/25	4	
Charlotte	2/18/25	4	
vs. Ohio State	2/16/25	4	
vs. Missouri State	2/9/25	4	
NC State	3/3/24	4	
vs. Missouri State	2/8/24	4	
UNCG	5/29/23	4	
at Georgia Tech	3/25/23	4	
Ohio State	2/19/23	4	
vs. Georgia State	2/10/23	4	

\*Total of 16 performances with 4 home runs

INNING	No. Opponent	Date	Inning Total
1. California <sup>2</sup>	3/29/25	1	3
Charlotte	2/18/25	4	3
vs. Missouri State	2/9/25	7	3
UNCG	5/19/23	1	3
Ohio State	2/19/23	1	3
at North Carolina	4/3/22	1	3
6. at Georgia Tech	4/28/25	7	2
at NC State	4/13/25	4	2
at NC State	4/11/25	4	2
Gardner-Webb	4/1/25	2	2
California	3/28/25	5	2

\*Total of 42 innings with 2 home runs

### RUNS BATTED IN

SEASON	No. Year	Total
1. 2025		404
2. 2023		350
3. 2024		290
4. 2021		262
5. 2022		260
6. 2020		164

SINGLE GAME	No. Opponent	Date	Total
1. at Maryland	2/15/20	20	
2. vs. St. John's	2/9/20	19	
3. at NC State	4/11/25	17	
UNCG	5/19/23	17	
Mercer	3/8/23	17	
at Syracuse	5/9/21	17	
7. at Georgia Tech	4/26/25	15	
8. at Syracuse	3/23/25	14	
at Fordham	3/19/25	14	
10. California	3/29/25	13	

\*Total of 6 performances with 13 RBIs

INNING	No. Opponent	Date	Inning Total
1. Maryland	2/15/20	2	13
2. vs. St. John's	2/9/20	7	12
3. California <sup>2</sup>	3/29/25	1	9
4. at NC State	4/11/25	2	8
at Fordham	3/19/25	3	8

Charlotte	2/18/25	5	8
at Georgia Tech	3/26/23	5	8
Jacksonville	3/11/23	1	8
9. vs. Virginia Tech	5/9/25	6	7
at Syracuse	3/23/25	4	7

\*Total of 12 innings with 7 RBIs

### SLUGGING PERCENTAGE

SEASON	No. Year	Total
1. 2025		.553
2. 2023		.527
3. 2020		.524
4. 2021		.500
5. 2024		.473
6. 2022		.467

### ON-BASE PERCENTAGE

SEASON	No. Year	Total
1. 2025		.420
2. 2023		.409
3. 2020		.399
4. 2024		.388
5. 2021		.377
6. 2022		.365

### RUNS SCORED

SEASON	No. Year	Total
1. 2025		439
2. 2023		371
3. 2024		319
4. 2022		282
5. 2021		280
6. 2020		173

SINGLE GAME	No. Opponent	Date	Total
1. at Maryland	2/15/20	21	
2. at Georgia Tech	4/26/25	19	
at Syracuse	5/9/21	19	
vs. St. John's	2/9/20	19	
5. Mercer	3/8/23	18	
6. at NC State	4/11/25	17	
UNCG	5/19/23	17	
8. at Syracuse	3/23/25	15	
Northwestern	2/17/23	15	
10. California	3/29/25	14	

\*Total of 4 performances with 14 runs scored

INNING	No. Opponent	Date	Inning Total
1. Maryland	2/15/20	2	14
2. vs. St. John's	2/9/20	7	12
3. California <sup>2</sup>	3/29/25	1	10
4. Jacksonville	3/11/23	1	9
5. vs. Virginia Tech	5/9/25	6	8
at NC State	4/11/25	2	8
at Syracuse	3/23/25	3	8
at Fordham	3/19/25	3	8
Charlotte	2/18/25	4	8
at Georgia Tech	3/26/23	5	8

\*Total of 8 performances with 8 runs scored

### STOLEN BASES

SEASON	No. Year	Total
1. 2023		102
2. 2021		87
3. 2022		79
4. 2024		63
5. 2025		48
6. 2020		28

SINGLE GAME	No. Opponent	Date	Total
1. vs. UIC	2/24/23	7	
Ohio State	2/18/23	7	

# TEAM RECORDS

3.	Furman	4/6/22	6
	Winthrop	4/13/21	6
5.	Boston College	4/17/21	5
	at Louisville	3/20/21	5
	at Virginia	3/7/21	5
	Elon	2/27/21	5
	at Georgia Tech	2/20/21	5
10.	Winthrop	4/9/25	4

\*Total of 14 performances with 4 stolen bases

INNING				
No.	Opponent	Date	Inning	Total
1.	vs. UIC	2/24/23	4	4
2.	Auburn	5/20/23	5	3
	at Georgia Tech	3/25/23	2	3
	Furman <sup>2</sup>	4/6/22	3	3
	Winthrop <sup>2</sup>	4/13/21	3	3
	at Louisville <sup>2</sup>	3/20/21	2	3
7.	Duke	3/7/25	2	2
	Charleston Southern <sup>2</sup>	3/5/25	1	2
	at Syracuse <sup>2</sup>	4/7/24	2	2
	North Carolina	3/15/24	6	2

\*Total of 40 innings with 2 stolen bases

## WALKS

SEASON			Total
No.	Year		
1.	2025		255
2.	2023		227
3.	2024		192
4.	2022		181
5.	2021		144
6.	2020		85

SINGLE GAME			
No.	Opponent	Date	Total
1.	vs. Virginia Tech	5/9/25	13
2.	at Georgia Tech	4/26/25	11
3.	at Boston College	3/31/23	10
4.	Charleston Southern <sup>2</sup>	3/5/25	9
5.	at Syracuse	3/23/25	8
	North Carolina	3/16/25	8
	at Georgia	2/28/24	8
	UNCG	5/19/23	8
	vs. Georgia State	2/11/23	8
	at North Carolina	4/3/22	8

\*Total of 14 performances with 8 walks

INNING				
No.	Opponent	Date	Inning	Total
1.	vs. Virginia Tech	5/9/25	6	6
2.	at Georgia Tech	4/27/25	1	5
	Charleston Southern <sup>2</sup>	3/5/25	2	5
	at Boston College	4/2/23	3	5
5.	Charleston Southern <sup>2</sup>	3/5/25	1	4
	Ole Miss	2/25/24	5	4
	at Charlotte	2/21/24	3	4
	at Boston College <sup>1</sup>	3/31/23	6	4
	at Georgia Tech	3/24/23	1	4
	vs. Michigan State	2/26/23	4	4

\*Total of 10 innings with 4 walks

## HIT BY PITCH

SEASON			Total
No.	Year		
1.	2021		46
2.	2024		45
	2022		45
4.	2025		39
5.	2023		38
6.	2020		22

SINGLE GAME			
No.	Opponent	Date	Total
1.	at Georgia Tech	2/21/21	5
2.	vs. Liberty	2/10/24	4
	at North Carolina	4/2/22	4
4.	at Fordham	3/19/25	3
	Marshall	2/23/25	3

vs. Georgia State	2/8/25	3
at Florida Atlantic	2/7/25	3
at Syracuse	4/7/24	3
South Carolina	3/28/23	3
at Georgia Tech	3/26/23	3

\*Total of 11 performances with 3 hit by pitch

## TOTAL BASES

SEASON			Total
No.	Year		
1.	2025		933
2.	2023		822
3.	2024		706
4.	2022		698
5.	2021		676
6.	2020		375

SINGLE GAME			
No.	Opponent	Date	Total
1.	vs. Georgia State	2/10/23	34
2.	vs. Missouri State	2/9/25	33
3.	at Maryland	2/15/20	32
4.	NC State	3/3/24	30
	Northwestern	2/17/23	30
	at Syracuse	5/9/21	30
7.	Mercer	3/8/23	29
8.	vs. Missouri State	2/8/24	28
	UNCG	5/19/23	28
	Ohio State	2/19/23	28

\*Total of 4 performances with 28 total bases

## SACRIFICE FLIES

SEASON			Total
No.	Year		
1.	2024		25
2.	2025		24
3.	2023		15
4.	2021		10
5.	2022		9
6.	2020		7

SINGLE GAME			
No.	Opponent	Date	Total
1.	vs. Ohio State	2/16/25	3
	vs. Georgia State	2/8/25	3
3.	at Stanford	4/6/25	2
	Lafayette	2/28/25	2
	at Louisville	4/26/24	2
	at Notre Dame	4/20/24	2
	Furman	4/2/24	2
	North Carolina	3/15/24	2
	Gardner-Webb	3/13/24	2
	at FIU	2/9/24	2

\*Total of 9 performances with 2 sac fly

## SACRIFICE HITS

SEASON			Total
No.	Year		
1.	2024		18
	2023		18
3.	2025		16
4.	2021		10
5.	2022		8
6.	2020		3

SINGLE GAME			
No.	Opponent	Date	Total
1.	at Stanford	4/6/25	3
2.	at NC State	4/11/25	2
	vs. Oregon	2/10/24	2
	Georgia	2/21/23	2
5.	USC Upstate	5/16/25	1
	vs. Virginia Tech	5/9/25	1
	vs. Virginia	5/8/25	1
	South Carolina	4/15/25	1
	California <sup>1</sup>	3/29/25	1
	North Carolina	3/15/25	1

\*Total of 64 performances with 1 sac hit

## DEFENSE

### FIELDING PERCENTAGE

SEASON			Total
No.	Year		
1.	2023		.980
2.	2021		.969
3.	2022		.966
4.	2025		.963
5.	2024		.960
6.	2020		.955

### PUTOUTS

SEASON			Total
No.	Year		
1.	2025		1227
2.	2023		1176
3.	2022		1156
4.	2024		1106
5.	2021		1039
6.	2020		513

SINGLE GAME			
No.	Opponent	Date	Total
1.	South Carolina	3/20/24	36
2.	at Louisville	3/19/21	33
3.	at Texas	5/23/25	30
4.	Northwestern	5/17/25	27
	at Tennessee	4/22/25	27
	South Carolina	4/15/25	27
	Minnesota	3/7/24	27
	Tennessee	3/5/24	27
	at Oklahoma	5/27/23	27
	vs. Tennessee	2/18/22	27

\*Total of 8 performances with 27 putouts

### ASSISTS

SEASON			Total
No.	Year		
1.	2023		516
2.	2022		507
3.	2024		449
4.	2025		444
5.	2021		412
6.	2020		185

SINGLE GAME			
No.	Opponent	Date	Total
1.	South Carolina	3/20/24	16
	at Oklahoma State	5/27/22	16
	Georgia	2/26/20	16
4.	vs. Mississippi State	2/17/24	15
	Notre Dame	4/14/22	15
6.	vs. UCF	2/15/25	14
	Florida State	4/7/23	14
	at Boston College	3/31/23	14
	vs. Georgia State	2/10/23	14
	Furman	4/6/22	14

\*Total of 9 performances with 14 assists

### DOUBLE PLAYS TURNED

SEASON			Total
No.	Year		
1.	2023		31
2.	2025		21
3.	2022		20
	2021		20
5.	2024		12
6.	2020		5

SINGLE GAME			
No.	Opponent	Date	Total
1.	at South Carolina	4/11/23	3
	Mercer	3/9/22	3
3.	at Georgia Tech	4/27/25	2
	California <sup>1</sup>	3/29/25	2
	NC State	3/2/24	2
	Pittsburgh	4/22/23	2
	Virginia	3/19/23	2

vs. Jacksonville	3/11/23	2
at Oklahoma State	5/27/22	2
at North Carolina	4/2/22	2

\*Total of 10 performances with 2 double plays

## ERRORS

SEASON (FEWEST)			Total
No.	Year		
1.	2020		33
2.	2023		34
3.	2021		46
4.	2022		58
5.	2025		64
	2024		64

### SINGLE GAME (MOST)

No.	Opponent	Date	Total
1.	vs. Indiana	2/8/20	6
2.	vs. Virginia Tech	5/9/25	5
	Virginia	2/28/20	5
4.	at Stanford	4/5/25	4
	Mercer	3/8/24	4
	vs. Mississippi State	2/17/24	4
	Virginia Tech	3/5/22	4
	Duke	3/26/21	4
	vs. Stetson	2/22/20	4
	at Michigan State	2/16/20	4

\*Total of 136 games with no errors in program history through 2025

## PITCHING

### INNINGS PITCHED

SEASON			Total
No.	Year		
1.	2025		409.0
2.	2023		392.0
3.	2022		385.1
4.	2024		368.2
5.	2021		346.1
6.	2020		171.0

SINGLE GAME			
No.	Opponent	Date	Total
1.	South Carolina	3/20/24	12.0
2.	at Louisville	3/19/21	11.0
3.	at Texas	5/23/25	10.0
4.	Northwestern	5/17/25	9.0
	South Carolina	4/15/25	9.0
	Minnesota	3/7/24	9.0
	Tennessee	3/5/24	9.0
	at Oklahoma	5/27/23	9.0
	vs. Tennessee	2/18/22	9.0
	Boston College	4/17/21	9.0

### EARNED RUN AVERAGE

SEASON			ERA
No.	Year		
1.	2021		1.50
2.	2023		1.59
3.	2022		1.78
4.	2024		2.32
5.	2025		2.62
6.	2020		2.74

## STRIKEOUTS

SEASON			Total
No.	Year		
1.	2021		369
2.	2022		345
3.	2023		318
4.	2024		287
5.	2025		266
6.	2020		167

SINGLE GAME			
No.	Opponent	Date	Total
1.	vs. Georgia Tech	5/13/21	14
	at Louisville	3/21/21	14

# MISCELLANEOUS TEAM RECORDS

	at Louisville	3/19/21	14
4.	Gardner-Webb	3/1/22	13
	vs. Tennessee	2/18/22	13
	vs. Duke	5/15/21	13
	North Carolina	4/1/21	13
8.	at Syracuse	3/22/25	12
	Minnesota	3/7/24	12
	vs. North Carolina	5/11/23	12

\*Total of 7 performances with 12 strikeouts

## VICTORIES

SEASON		
No.	Year	Total
1.	2023	49
2.	2025	48
3.	2021	44
4.	2022	42
5.	2024	35
6.	2020	19

## SAVES

SEASON		
No.	Year	Total
1.	2025	9
2.	2021	7
3.	2023	6
4.	2024	5
	2022	5
6.	2020	1

## SHUTOUTS

SEASON		
No.	Year	Total
1.	2022	20
2.	2023	19
3.	2021	14
4.	2025	11
	2024	11
6.	2020	2

## WINNING PERCENTAGE

SEASON		
No.	Year	Total
1.	2021	.846
2.	2023	.803
3.	2025	.774
4.	2022	.711
5.	2020	.704
6.	2024	.648

## BEST STARTS

No.	Year	Record
1.	2023	14-0
2.	2024	4-0
3.	2021	3-0
4.	2022	2-0
5.	2020	1-0

\*Only includes years with winning record to open the season

\*Note: 2020 season cut short due to Covid-19

## CONSECUTIVE GAMES WITH A RUN SCORED

Rk	Total	First Opponent	Score	Date	Ended By	Score	Date
1.	54	Boston College	10-0 <sup>(5)</sup>	3/30/24	at South Carolina	0-6	3/25/25
2.	36	UNCG	17-2 <sup>(5)</sup>	5/19/23	at Virginia	0-3	3/24/24
3.	26	California	5-3	3/28/25	ONGOING		
4.	25	Virginia Tech	2-4	3/6/22	Notre Dame	0-4	4/15/22
5.	24	Western Carolina	8-0 <sup>(5)</sup>	2/14/20	Virginia Tech <sup>(1)</sup>	0-9 <sup>(5)</sup>	2/19/21
6.	23	vs. Michigan State	8-0 <sup>(5)</sup>	2/26/23	Florida State	0-7	4/6/23
	23	Duke	4-1	3/27/21	vs. Duke	0-1	5/15/21
8.	19	Virginia Tech <sup>(2)</sup>	1-4	2/19/21	Duke <sup>(2)</sup>	0-2	3/26/21
9.	15	at Oklahoma State	1-5	5/27/22	vs. Tennessee	0-1	2/25/23
10.	14	Florida State	2-3	4/7/23	vs. Duke	0-2	5/12/23
11.	10	East Tennessee State	6-2	4/27/22	at Oklahoma State	0-2	5/26/22
12.	9	vs. Wisconsin	1-2 <sup>(8)</sup>	2/19/22	Virginia Tech	0-4	3/5/22

## CONSECUTIVE GAMES WITH A HIT

Rk	Total	First Opponent	Score	Date	Ended By	Score	Date
1.	124	UNC Greensboro	17-2 <sup>(5)</sup>	5/19/23	ONGOING		
2.	122	vs. St. John's	6-2	2/7/20	Notre Dame	0-4	4/15/22
3.	69	Notre Dame	2-1	4/16/22	vs. Duke	0-2	5/12/23

# YEAR-BY-YEAR RESULTS

2020

Head Coach: John Rittman

<b>Overall:</b>	<b>19-8</b>
ACC:	5-1
Home:	14-2
Away:	0-2
Neutral:	5-4
vs Ranked:	N/A
Postseason	N/A

Date	Opponent	Result	Score (Innings)
2/7/20	vs. St. John's <sup>!</sup>	W	6-2
2/7/20	vs. Duke <sup>!</sup>	L	0-11 <sup>(5)</sup>
2/8/20	vs. Indiana <sup>!</sup>	L	4-5
2/8/20	at UCF <sup>!</sup>	L	0-8 <sup>(5)</sup>
2/9/20	vs. St. John's <sup>!</sup>	W	19-9
2/12/20	Western Carolina	L	0-2
2/12/20	Western Carolina	W	8-0 <sup>(5)</sup>
2/14/20	Maryland <sup>@</sup>	W	5-1
2/15/20	Maryland <sup>@</sup>	W	21-2 <sup>(5)</sup>
2/15/20	Michigan State <sup>@</sup>	W	2-1
2/16/20	Michigan State <sup>@</sup>	W	8-4
2/18/20	at UNCG	L	2-3
2/21/20	vs. Villanova <sup>#</sup>	L	1-2
2/21/20	vs. Troy <sup>#</sup>	W	10-1 <sup>(5)</sup>
2/22/20	vs. Oakland <sup>#</sup>	L	2-4
2/22/20	vs. Stetson <sup>#</sup>	W	8-6 <sup>(8)</sup>
2/23/20	vs. Morgan State <sup>#</sup>	W	6-3
2/26/20	Georgia	W	4-1
2/28/20	Virginia*	W	8-7
2/29/20	Virginia*	W	8-4
3/1/20	Virginia*	W	12-3 <sup>(6)</sup>
3/4/20	Charlotte	W	5-2
3/4/20	Charlotte	W	11-2 <sup>(5)</sup>
3/6/20	Pittsburgh*	W	9-1 <sup>(5)</sup>
3/7/20	Pittsburgh*	W	7-2
3/8/20	Pittsburgh*	L	2-8
3/10/20	Presbyterian College	W	5-0

**INAUGURAL SEASON CANCELED DURING  
WEEK 6 DUE TO COVID-19 GLOBAL PANDEMIC**

! - UCF Black and Gold Tournament (Orlando, Fla.); @ - Big Ten/ACC Challenge  
(Clemson, S.C.); # - Diamond 9 (Kissimmee, Fla.); \*ACC regular-season game

2021

Head Coach: John Rittman

<b>Overall:</b>	<b>44-8 (Final Ranking: 18)</b>
ACC:	29-5
Home:	23-4
Away:	17-3
Neutral:	4-1
vs Ranked:	3-5
Postseason	4-3

Date	Opponent	Result	Score (Innings)
2/12/21	vs. Illinois State <sup>!</sup>	W	11-0 <sup>(5)</sup>
2/12/21	at North Florida <sup>!</sup>	W	4-3
2/18/21	Virginia Tech*	W	8-1
2/19/21	Virginia Tech*	L	0-9 <sup>(5)</sup>
2/19/21	Virginia Tech*	L	1-4
2/20/21	at Georgia Tech*	W	5-2
2/21/21	at Georgia Tech*	W	5-3
2/21/21	at Georgia Tech*	W	5-4
2/27/21	Elon	W	3-0
2/27/21	Elon	W	10-0 <sup>(5)</sup>
2/28/21	Elon	W	8-0 <sup>(5)</sup>
3/5/21	at Virginia*	W	9-1 <sup>(5)</sup>
3/6/21	at Virginia*	W	5-3
3/6/21	at Virginia*	W	4-2
3/7/21	at Virginia*	W	8-1
3/12/21	Furman	W	8-0 <sup>(6)</sup>
3/13/21	Furman	W	5-0
3/13/21	Furman	W	8-1
3/19/21	at Louisville*	W	4-0 <sup>(11)</sup>
3/20/21	at Louisville*	W	2-1
3/20/21	at Louisville*	W	6-1
3/21/21	at Louisville*	W	4-2
3/26/21	(11) Duke*	L	0-2
3/26/21	(11) Duke*	L	1-3
3/27/21	(11) Duke*	W	4-1
3/28/21	(11) Duke*	W	4-2
4/1/21	North Carolina*	W	4-1
4/2/21	North Carolina*	W	6-1
4/2/21	North Carolina*	W	12-1 <sup>(5)</sup>
4/3/21	North Carolina*	W	9-1 <sup>(6)</sup>
4/13/21	Winthrop	W	9-0 <sup>(5)</sup>
4/13/21	Winthrop	W	6-2
4/16/21	Boston College*	W	6-0
4/17/21	Boston College*	W	10-2 <sup>(6)</sup>
4/17/21	Boston College*	W	4-3 <sup>(9)</sup>
4/18/21	Boston College*	W	6-0
4/21/21	at South Carolina	W	6-0
4/23/21	NC State*	W	9-3
4/23/21	NC State*	W	4-3
4/25/21	NC State*	W	4-3
4/25/21	NC State*	W	4-3
5/7/21	at Syracuse*	W	4-2
5/8/21	at Syracuse*	W	4-2
5/8/21	at Syracuse*	L	6-7
5/9/21	at Syracuse*	W	19-2 <sup>(5)</sup>
5/13/21	vs Georgia Tech <sup>^</sup>	W	2-0
5/14/21	vs (20) Virginia Tech <sup>^</sup>	W	2-0
5/15/21	vs (21) Duke <sup>^</sup>	L	0-1
5/21/21	vs Troy <sup>^</sup>	W	8-0 <sup>(5)</sup>
5/22/21	at (3) Alabama <sup>^</sup>	L	0-6
5/22/21	vs Troy <sup>^</sup>	W	4-2
5/23/21	at (3) Alabama <sup>^</sup>	L	0-5

! - River City Leadoff Tournament (Jacksonville, Fla.); \*ACC regular-season game;  
^ACC Championship (Louisville, Ky.); & - Tuscaloosa Regional (Tuscaloosa, Ala.)

2022

Head Coach: John Rittman

<b>Overall:</b>	<b>42-17 (Final Ranking: 16)</b>
ACC:	14-10
Home:	25-5
Away:	10-8
Neutral:	7-4
vs Ranked:	8-15
Postseason	5-3

Date	Opponent	Result	Score (Innings)
2/10/22	at Florida Gulf Coast <sup>!</sup>	W	11-0 <sup>(5)</sup>
2/11/22	vs. Kent State <sup>!</sup>	W	8-0 <sup>(5)</sup>
2/11/22	vs. (10) Texas <sup>!</sup>	L	0-4
2/12/22	vs. Long Island <sup>!</sup>	W	8-0 <sup>(6)</sup>
2/17/22	vs. Texas Tech <sup>@</sup>	W	8-0 <sup>(5)</sup>
2/18/22	vs. (18) Tennessee <sup>@</sup>	W	4-3 <sup>(9)</sup>
2/19/22	vs. Northwestern <sup>@</sup>	L	0-7
2/19/22	vs. Wisconsin <sup>@</sup>	L	1-2 <sup>(8)</sup>
2/20/22	vs. (6) Washington <sup>@</sup>	W	2-0
2/23/22	at Charlotte	W	5-2
2/25/22	Boston University <sup>#</sup>	W	8-0 <sup>(5)</sup>
2/25/22	St. Francis <sup>#</sup>	W	2-0
2/26/22	Akron <sup>#</sup>	W	10-5
2/26/22	Boston University <sup>#</sup>	W	7-3
3/1/22	Gardner-Webb	W	6-0
3/4/22	(6) Virginia Tech*	L	1-6
3/5/22	(6) Virginia Tech*	L	0-4
3/6/22	(6) Virginia Tech*	L	2-4
3/9/22	Mercer	W	3-0
3/12/22	Illinois <sup>\$</sup>	W	3-1
3/13/22	Illinois <sup>\$</sup>	W	4-0
3/13/22	Liberty <sup>\$</sup>	W	1-0 <sup>(8)</sup>
3/14/22	Liberty <sup>\$</sup>	W	5-4 <sup>(8)</sup>
3/15/22	Winthrop	W	8-0 <sup>(5)</sup>
3/18/22	at (13) Duke*	L	2-6
3/19/22	at (13) Duke*	W	10-2 <sup>(8)</sup>
3/20/22	at (13) Duke*	L	1-7
3/23/22	at (17) Georgia	L	2-3
3/25/22	Louisville*	W	5-2
3/26/22	Louisville*	W	8-0 <sup>(5)</sup>
3/27/22	Louisville*	L	2-4 <sup>(8)</sup>
3/30/22	South Carolina	W	8-1
4/1/22	at North Carolina*	W	12-4
4/2/22	at North Carolina*	W	7-0
4/3/22	at North Carolina*	W	12-4 <sup>(5)</sup>
4/6/22	Furman	W	3-2
4/6/22	Furman	W	8-0 <sup>(5)</sup>
4/8/22	at Pittsburgh*	W	8-0 <sup>(5)</sup>
4/9/22	at Pittsburgh*	W	6-5
4/10/22	at Pittsburgh*	W	11-3 <sup>(5)</sup>
4/12/22	at South Carolina	W	3-1
4/14/22	(19) Notre Dame*	W	3-2
4/15/22	(19) Notre Dame*	L	0-4
4/16/22	(19) Notre Dame*	W	2-1
4/21/22	at (5) Florida State*	L	4-5
4/22/22	at (5) Florida State*	L	6-7
4/23/22	at (5) Florida State*	L	0-6
4/27/22	East Tennessee State	W	6-2
4/29/22	Georgia Tech*	W	4-1
4/30/22	Georgia Tech*	W	3-0
5/1/22	Georgia Tech*	W	3-2
5/12/22	vs (19) Notre Dame <sup>^</sup>	W	7-3
5/13/22	vs (2) Virginia Tech <sup>^</sup>	W	4-1
5/14/22	vs (3) Florida State <sup>^</sup>	L	6-8
5/20/22	UNCW <sup>^</sup>	W	9-0 <sup>(5)</sup>
5/21/22	(17) Auburn <sup>^</sup>	W	1-0
5/22/22	Louisiana <sup>^</sup>	W	8-0 <sup>(5)</sup>
5/26/22	(7) Oklahoma State <sup>%</sup>	L	0-2
5/27/22	(7) Oklahoma State <sup>%</sup>	L	1-5

! - FGCU Kickoff Classic (Fort Myers, Fla.); @ - St. Pete/Clearwater Elite Invitational (Clearwater, Fla.); # - Clemson Classic (Clemson, S.C.); \$ - Tiger Invitational (Clemson, S.C.);

\*ACC regular-season game; ^ACC Championship (Pittsburgh, Pa.); & - Clemson Regional (Clemson, S.C.); % Stillwater Super Regional (Stillwater, Okla.)

# YEAR-BY-YEAR RESULTS

2023

Head Coach: John Rittman

<b>Overall:</b>	<b>49-12 (Final Ranking: 9)</b>
ACC:	18-6
Home:	28-4
Away:	14-6
Neutral:	7-2
vs Ranked:	6-10
Postseason	4-4

Date	Opponent	Result	Score (Innings)
2/9/23	at FIU <sup>1</sup>	W	10-1 <sup>(5)</sup>
2/10/23	vs. Georgia State <sup>1</sup>	W	11-2
2/11/23	vs. Kansas City <sup>1</sup>	W	8-1
2/11/23	vs. Georgia State <sup>1</sup>	W	11-3 <sup>(6)</sup>
2/12/23	at FIU <sup>1</sup>	W	4-0
2/14/23	at Furman	W	10-0
2/17/23	(14) Northwestern <sup>®</sup>	W	15-2 <sup>(5)</sup>
2/18/23	(14) Northwestern <sup>®</sup>	W	3-2
2/18/23	Ohio State <sup>®</sup>	W	5-1
2/19/23	Ohio State <sup>®</sup>	W	10-0 <sup>(5)</sup>
2/21/23	(17) Georgia	W	7-1
2/23/23	at USF <sup>#</sup>	W	6-0
2/24/23	vs. UIC <sup>#</sup>	W	9-2
2/25/23	vs. Michigan State <sup>#</sup>	W	4-1
2/25/23	(12) vs. Tennessee <sup>#</sup>	L	0-1
2/26/23	vs. Michigan State <sup>#</sup>	W	8-0 <sup>(5)</sup>
3/1/23	Gardner-Webb	W	8-0 <sup>(5)</sup>
3/1/23	Gardner-Webb	W	4-1
3/4/23	Syracuse <sup>*</sup>	W	4-1
3/4/23	Syracuse <sup>*</sup>	W	8-0 <sup>(5)</sup>
3/5/23	Syracuse <sup>*</sup>	W	1-0
3/8/23	Mercer	W	18-0 <sup>(5)</sup>
3/10/23	Bryant <sup>\$</sup>	W	10-1 <sup>(5)</sup>
3/10/23	UNCG <sup>\$</sup>	W	3-0
3/11/23	Jacksonville <sup>\$</sup>	W	9-0 <sup>(5)</sup>
3/11/23	UNCG <sup>\$</sup>	W	6-1
3/15/23	Charlotte	W	9-1 <sup>(5)</sup>
3/18/23	Virginia <sup>*</sup>	W	4-1
3/18/23	Virginia <sup>*</sup>	W	1-0
3/19/23	Virginia <sup>*</sup>	W	2-0
3/24/23	at Georgia Tech <sup>*</sup>	W	9-1 <sup>(5)</sup>
3/25/23	at Georgia Tech <sup>*</sup>	W	8-4
3/26/23	at Georgia Tech <sup>*</sup>	W	13-0 <sup>(5)</sup>
3/28/23	South Carolina	W	10-0 <sup>(5)</sup>
3/31/23	at Boston College <sup>*</sup>	W	8-4
3/31/23	at Boston College <sup>*</sup>	W	7-3
4/2/23	at Boston College <sup>*</sup>	W	8-0 <sup>(5)</sup>
4/5/23	Furman	W	4-1
4/6/23	(6) Florida State <sup>*</sup>	L	0-7
4/6/23	(6) Florida State <sup>*</sup>	L	1-4
4/7/23	(6) Florida State <sup>*</sup>	L	2-3
4/11/23	at South Carolina	W	4-3
4/14/23	at NC State <sup>*</sup>	W	4-1 <sup>(8)</sup>
4/15/23	at NC State <sup>*</sup>	W	6-3
4/16/23	at NC State <sup>*</sup>	L	5-7
4/18/23	Winthrop	W	2-0
4/21/23	Pittsburgh <sup>*</sup>	W	3-2
4/22/23	Pittsburgh <sup>*</sup>	W	2-0
4/23/23	Pittsburgh <sup>*</sup>	W	11-2 <sup>(6)</sup>
4/26/23	at Liberty	L	4-5
4/28/23	(21) at Virginia Tech <sup>*</sup>	L	4-5
4/29/23	(21) at Virginia Tech <sup>*</sup>	L	1-3
4/30/23	(21) at Virginia Tech <sup>*</sup>	W	5-4
5/11/23	vs. North Carolina <sup>^</sup>	W	2-1 <sup>(8)</sup>
5/12/23	(6) vs. Duke <sup>^</sup>	L	0-2
5/19/23	UNCG <sup>\$</sup>	W	17-2 <sup>(5)</sup>
5/20/23	(16) Auburn <sup>\$</sup>	W	7-0
5/21/23	(16) Auburn <sup>\$</sup>	L	2-5
5/21/23	(16) Auburn <sup>\$</sup>	W	5-1
5/26/23	(1) at Oklahoma <sup>%</sup>	L	2-9
5/27/23	(1) at Oklahoma <sup>%</sup>	L	7-8 <sup>(9)</sup>

<sup>1</sup> - FIU Tournament (Miami, Fla.); @ - ACC/Big 10 Challenge (Clemson, S.C.); # - USF Tournament (Tampa, Fla.); \$ - Clemson Classic (Clemson, S.C.); \*ACC regular-season game; ^ACC Championship (Notre Dame, Ind.); & - Clemson Regional (Clemson, S.C.); % Norman Super Regional (Norman, Okla.)

2024

Head Coach: John Rittman

<b>Overall:</b>	<b>35-19</b>
ACC:	15-9
Home:	17-9
Away:	10-6
Neutral:	8-4
vs Ranked:	2-8
Postseason	2-3

Date	Opponent	Result	Score (Innings)
2/8/24	vs. Missouri State <sup>1</sup>	W	12-0 <sup>(5)</sup>
2/9/24	vs. Indiana <sup>1</sup>	W	3-2
2/10/24	vs. Liberty <sup>1</sup>	W	7-3
2/10/24	(15) vs. Oregon <sup>1</sup>	W	3-2
2/11/24	vs. Missouri <sup>1</sup>	L	1-4
2/14/24	vs. Wichita State <sup>®</sup>	W	7-0
2/14/24	vs. UC San Diego <sup>®</sup>	W	6-4
2/17/24	vs. Mississippi State <sup>®</sup>	L	3-6
2/21/24	at Charlotte	W	8-5
2/23/24	Ole Miss <sup>#</sup>	W	9-1 <sup>(6)</sup>
2/24/24	Miami (Ohio) <sup>#</sup>	W	10-1 <sup>(5)</sup>
2/24/24	UConn <sup>#</sup>	W	3-2 <sup>(8)</sup>
2/25/24	Ole Miss <sup>#</sup>	W	5-0
2/28/24	(5) at Georgia	L	1-2 <sup>(8)</sup>
3/2/24	NC State <sup>*</sup>	L	1-6
3/2/24	NC State <sup>*</sup>	W	8-0 <sup>(5)</sup>
3/3/24	NC State <sup>*</sup>	W	14-9
3/5/24	(8) Tennessee	L	1-2 <sup>(9)</sup>
3/7/24	Minnesota <sup>\$</sup>	L	3-5 <sup>(9)</sup>
3/7/24	Minnesota <sup>\$</sup>	W	3-1
3/8/24	Mercer	W	7-2
3/9/24	Longwood <sup>\$</sup>	W	9-1 <sup>(6)</sup>
3/10/24	Fordham <sup>\$</sup>	W	12-0
3/13/24	Gardner-Webb	W	8-0 <sup>(5)</sup>
3/15/24	North Carolina <sup>*</sup>	W	5-0
3/16/24	North Carolina <sup>*</sup>	W	4-1
3/17/24	North Carolina <sup>*</sup>	W	9-1 <sup>(5)</sup>
3/20/24	(23) South Carolina	L	4-6 <sup>(12)</sup>
3/22/24	at Virginia <sup>*</sup>	L	4-6
3/23/24	at Virginia <sup>*</sup>	W	5-1
3/24/24	at Virginia <sup>*</sup>	L	0-3
3/28/24	Boston College <sup>*</sup>	W	10-2 <sup>(5)</sup>
3/29/24	Boston College <sup>*</sup>	L	0-4
3/30/24	Boston College <sup>*</sup>	W	10-0 <sup>(5)</sup>
4/2/24	Furman	L	3-4
4/6/24	at Syracuse <sup>*</sup>	W	13-2 <sup>(5)</sup>
4/7/24	at Syracuse <sup>*</sup>	W	10-1 <sup>(6)</sup>
4/7/24	at Syracuse <sup>*</sup>	W	7-1
4/9/24	(23) at South Carolina	W	7-0
4/12/24	(3) Duke <sup>*</sup>	L	9-13
4/13/24	(3) Duke <sup>*</sup>	L	3-4
4/14/24	(3) Duke <sup>*</sup>	L	1-6
4/16/24	Winthrop	W	4-0
4/19/24	at Notre Dame <sup>*</sup>	W	8-5 <sup>(10)</sup>
4/20/24	at Notre Dame <sup>*</sup>	W	11-6
4/21/24	at Notre Dame <sup>*</sup>	L	5-6
4/26/24	at Louisville <sup>*</sup>	W	6-5
4/27/24	at Louisville <sup>*</sup>	L	3-6
4/28/24	at Louisville <sup>*</sup>	W	11-5
5/9/24	vs. Virginia <sup>^</sup>	W	8-1
5/10/24	(5) at Duke <sup>^</sup>	L	3-4 <sup>(10)</sup>
5/17/24	vs. Southeastern Louisiana <sup>\$</sup>	L	2-6
5/18/24	vs. USC Upstate <sup>\$</sup>	W	8-0 <sup>(6)</sup>
5/18/24	vs. Southeastern Louisiana <sup>\$</sup>	L	2-6

<sup>1</sup> - NFCA Leadoff Classic (Clearwater, Fla.); @ - Puerto Vallarta College Challenge (Puerto Vallarta, Mexico); # - Clemson Classic (Clemson, S.C.); \$ - Tiger Invitational (Clemson, S.C.); \*ACC regular-season game; ^ACC Championship (Durham, N.C.); & - Tuscaloosa Regional (Tuscaloosa, Ala.)

2025

Head Coach: John Rittman

<b>Overall:</b>	<b>48-14 (Final Ranking: 11)</b>
ACC:	19-5
Home:	27-4
Away:	14-5
Neutral:	7-5
vs Ranked:	10-8
Postseason	7-2

Date	Opponent	Result	Score (Innings)
2/6/25	vs. Ole Miss <sup>1</sup>	L	2-3
2/6/25	vs. Kansas <sup>1</sup>	W	4-3
2/7/25	at Florida Atlantic <sup>1</sup>	L	2-6
2/8/25	vs. Georgia State <sup>1</sup>	W	10-1 <sup>(6)</sup>
2/9/25	vs. Missouri State <sup>1</sup>	W	13-0
2/13/25	(16) vs. Missouri <sup>®</sup>	L	6-10
2/13/25	vs. Auburn <sup>®</sup>	L	3-6
2/14/25	(23) vs. Kentucky <sup>®</sup>	L	6-7
2/15/25	vs. UCF <sup>®</sup>	L	4-6 <sup>(8)</sup>
2/16/25	vs. Ohio State <sup>®</sup>	W	11-3 <sup>(6)</sup>
2/17/25	Charlotte	W	14-8
2/21/25	Elon <sup>#</sup>	W	4-3
2/21/25	Villanova <sup>#</sup>	W	1-0 <sup>(8)</sup>
2/22/25	Marshall <sup>#</sup>	W	8-3
2/23/25	Marshall <sup>#</sup>	W	8-0 <sup>(5)</sup>
2/26/25	(10) Georgia	W	5-3
2/28/25	Lafayette <sup>\$</sup>	W	11-3 <sup>(6)</sup>
2/28/25	East Carolina <sup>\$</sup>	W	6-2
3/1/25	Indiana <sup>\$</sup>	W	11-5
3/2/25	Indiana <sup>\$</sup>	W	8-0 <sup>(6)</sup>
3/4/25	Furman	W	12-0 <sup>(5)</sup>
3/5/25	Charleston Southern	W	7-0
3/5/25	Charleston Southern	W	12-0 <sup>(5)</sup>
3/7/25	(14) Duke <sup>*</sup>	W	12-4 <sup>(5)</sup>
3/8/25	(14) Duke <sup>*</sup>	L	3-5
3/9/25	(14) Duke <sup>*</sup>	L	1-2
3/14/25	North Carolina <sup>*</sup>	W	4-1
3/15/25	North Carolina <sup>*</sup>	L	3-6
3/16/25	North Carolina <sup>*</sup>	W	10-2 <sup>(6)</sup>
3/19/25	at Fordham	W	14-1 <sup>(5)</sup>
3/21/25	at Syracuse <sup>*</sup>	W	8-1
3/22/25	at Syracuse <sup>*</sup>	W	10-0
3/23/25	at Syracuse <sup>*</sup>	W	15-0 <sup>(5)</sup>
3/25/25	(11) at South Carolina	L	0-6
3/28/25	California <sup>*</sup>	W	5-3
3/29/25	California <sup>*</sup>	W	2-1
3/29/25	California <sup>*</sup>	W	14-4 <sup>(5)</sup>
4/1/25	Gardner-Webb	W	11-3 <sup>(5)</sup>
4/4/25	(15) at Stanford <sup>*</sup>	W	7-5
4/5/25	(15) at Stanford <sup>*</sup>	L	1-11 <sup>(5)</sup>
4/6/25	(15) at Stanford <sup>*</sup>	W	7-6
4/9/25	Winthrop	W	4-1
4/11/25	at NC State <sup>*</sup>	W	17-3 <sup>(5)</sup>
4/12/25	at NC State <sup>*</sup>	W	8-7
4/13/25	at NC State <sup>*</sup>	W	8-3
4/15/25	(13) South Carolina	W	2-1 <sup>(9)</sup>
4/17/25	Boston College <sup>*</sup>	W	6-2
4/18/25	Boston College <sup>*</sup>	W	8-4
4/19/25	Boston College <sup>*</sup>	L	2-5
4/22/25	(4) at Tennessee	W	4-3 <sup>(9)</sup>
4/25/25	at Georgia Tech <sup>*</sup>	W	6-2
4/26/25	at Georgia Tech <sup>*</sup>	W	19-0 <sup>(5)</sup>
4/27/25	at Georgia Tech <sup>*</sup>	W	8-2
5/8/25	(25) vs. Virginia <sup>^</sup>	W	7-4
5/9/25	(15) vs. Virginia Tech <sup>^</sup>	W	10-9
5/10/25	(8) vs. Florida State <sup>^</sup>	W	2-1
5/16/25	USC Upstate <sup>\$</sup>	W	10-2 <sup>(5)</sup>
5/17/25	Northwestern <sup>\$</sup>	W	1-0 <sup>(9)</sup>
5/18/25	Kentucky <sup>\$</sup>	W	5-1
5/22/25	(3) at Texas <sup>%</sup>	W	7-4
5/23/25	(3) at Texas <sup>%</sup>	L	5-7 <sup>(10)</sup>
5/24/25	(3) at Texas <sup>%</sup>	L	5-6

<sup>1</sup> - Paradise Classic (Boca Raton, Fla.); @ - Shriners Children's Clearwater Invitational (Clearwater, Fla.); # - Clemson Classic (Clemson, S.C.); \$ - Tiger Invitational (Clemson, S.C.); \*ACC regular-season game; ^ACC Championship (Brighton, Mass.); & - Clemson Regional (Clemson, S.C.); % Austin Super Regional (Austin, Texas)

# POSTSEASON RESULTS

## ACC CHAMPIONSHIP SUMMARY

Overall	9-4
Quarterfinals	5-0
Appearances	5
Last	2025
Semifinals	3-2
Appearances	5
Last	2025
Championship Game	1-2
Appearances	3
Last	2025

2021 Louisville, Ky.  
Georgia Tech 0, #13 Clemson 2  
#20 Virginia Tech 0, #13 Clemson 2  
#21 Duke 1, #13 Clemson 0

2022 Pittsburgh, Pa.  
#15 Clemson 7, #19 Notre Dame 3  
#15 Clemson 4, #2 Virginia Tech 1  
#15 Clemson 6, #3 Florida State 8

2023 Notre Dame, Ind.  
North Carolina 1, #7 Clemson 2 (8)  
#7 Clemson 0, #6 Duke 2

2024 Durham, N.C.  
#23 Clemson 8, Virginia 1  
#23 Clemson 3, #3 Duke 4 (10)

2025 Brighton, Mass.  
Virginia 4, #15 Clemson 7  
#13 Virginia Tech 9, #15 Clemson 10  
#15 Clemson 2, #6 Florida State 1

## NCAA TOURNAMENT SUMMARY

Overall	13-11
Regional	12-5
Appearances	5
Last	2025
Super Regionals	1-6
Appearances	3
Last	2025
WCWS	N/A
Appearances	N/A
Last	N/A

2021 Tuscaloosa Regional  
Troy 0, #13 Clemson 8 (5)  
#13 Clemson 0, #3 Alabama 6  
#13 Clemson 4, Troy 2  
#3 Alabama 5, #13 Clemson 0

2022 Clemson Regional (10 Seed)  
UNCW 0, #14 Clemson 9 (5)  
#17 Auburn 0, #14 Clemson 1  
#14 Clemson 8, Louisiana 0 (5)

Stillwater Super Regional  
#14 Clemson 0, #7 Oklahoma State 2  
#7 Oklahoma State 5, #14 Clemson 1

2023 Clemson Regional (16 Seed)  
UNCG 2, #10 Clemson 17 (5)  
#16 Auburn 0, #10 Clemson 7  
#10 Clemson 2, #16 Auburn 5  
#16 Auburn 1, #10 Clemson 5

Norman Super Regional  
#10 Clemson 2, #1 Oklahoma 9  
#1 Oklahoma 8, #10 Clemson 7 (9)

2024 Tuscaloosa Regional  
Southeastern Louisiana 6, #23 Clemson 2  
#23 Clemson 8, USC Upstate 0 (6)  
#23 Clemson 2, Southeastern Louisiana 6

2025 Clemson Regional (11 Seed)  
USC Upstate 2, #13 Clemson 10 (5)  
#13 Clemson 1, Northwestern 0 (9)  
#13 Clemson 5, Kentucky 1

Austin Super Regional  
#13 Clemson 7, #3 Texas 4  
#3 Texas 7, #13 Clemson 5 (10)  
#13 Clemson 5, #3 Texas 6

## ACC CHAMPIONSHIP RECORDS BY SITE & OPPONENT

Site	Years	W-L	Runs	Titles
Brighton, Mass.	1	3-0	19-14	1
Durham, N.C.	1	1-1	11-5	0
Louisville, Ky.	1	2-1	4-1	0
Notre Dame, Ind.	1	1-1	2-3	0
Pittsburgh, Pa.	1	2-1	17-12	0
<b>Totals</b>	<b>5</b>	<b>9-4</b>	<b>53-35</b>	<b>1</b>

Team	W-L	Runs
Duke	0-3	3-7
Florida State	1-1	8-9
Georgia Tech	1-0	2-0
North Carolina	1-0	2-1
Notre Dame	1-0	7-3
Virginia	2-0	15-5
Virginia Tech	3-0	16-10
<b>Totals</b>	<b>9-4</b>	<b>53-35</b>

## NCAA TOURNAMENT RECORDS BY SITE & OPPONENT

Site	Years	W-L	Runs
Austin, Texas	1	1-2	17-17
Clemson, S.C.	3	9-1	65-11
Norman, Okla.	1	0-2	9-17
Stillwater, Okla.	1	0-2	1-7
Tuscaloosa, Ala.	2	3-4	24-27
<b>Totals</b>	<b>5</b>	<b>13-11</b>	<b>116-79</b>

Team	W-L	Runs
Alabama	0-2	0-13
Auburn	3-1	15-6
Kentucky	1-0	5-1
Louisiana	1-0	8-0
Northwestern	1-0	1-0
Oklahoma	0-2	9-17
Oklahoma State	0-2	1-7
Southeastern Louisiana	0-2	4-12
Texas	1-2	17-17
Troy	2-0	12-2
UNCG	1-0	17-2
UNCW	1-0	9-0
USC Upstate	2-0	18-2
<b>Totals</b>	<b>13-11</b>	<b>116-79</b>

# RESULTS BY OPPONENT

## AKRON

Overall.....	1-0		
at Clemson .....	1-0		
at Akron.....	0-0		
at Neutral .....	0-0		
Longest CU Win Streak .....	1 <sup>(2022)</sup>		
Longest AKR Win Streak .....	N/A		
<b>Date</b>	<b>Site</b>	<b>W-L</b>	<b>Result</b>
2/26/22	H	W	10-5

## ALABAMA

Overall.....	0-2		
at Clemson .....	0-0		
at Alabama .....	0-2		
at Neutral .....	0-0		
NCAA Tournament Games.....	0-2		
Longest CU Win Streak .....	N/A		
Longest UA Win Streak.....	2 <sup>(2021)</sup>		
<b>Date</b>	<b>Site</b>	<b>W-L</b>	<b>Result</b>
5/22/21	\$ A	L	0-6
5/23/21	\$ A	L	0-5

## AUBURN

Overall.....	3-2		
at Clemson .....	3-1		
at Auburn .....	0-0		
at Neutral .....	0-1		
NCAA Tournament Games.....	3-1		
Longest CU Win Streak .....	2 (2022-23)		
Longest AU Win Streak ....	1 (2023 & 2025)		
<b>Date</b>	<b>Site</b>	<b>W-L</b>	<b>Result</b>
5/21/22	\$ H	W	1-0
5/20/23	\$ H	W	7-0
5/21/23	\$ H	L	2-5
5/21/23	\$ H	W	5-1
2/13/25	N1 L		3-6
N1 - Clearwater, Fla.			

## BOSTON COLLEGE

Overall.....	11-2		
at Clemson .....	8-2		
at Boston College.....	3-0		
at Neutral .....	0-0		
ACC Tournament Games .....	0-0		
Longest CU Win Streak .....	8 <sup>(2021-24)</sup>		
Longest BC Win Streak.....	1 <sup>(2024 &amp; 2025)</sup>		
<b>Date</b>	<b>Site</b>	<b>W-L</b>	<b>Result</b>
4/16/21	* H	W	6-0
4/17/21 <sup>(1)</sup>	* H	W	10-2 <sup>(6)</sup>
4/17/21 <sup>(2)</sup>	* H	W	4-3 <sup>(9)</sup>
4/18/21	* H	W	6-0
3/31/23 <sup>(1)</sup>	* A	W	8-4
3/31/23 <sup>(2)</sup>	* A	W	7-3
4/2/23	* A	W	8-0 <sup>(5)</sup>
3/28/24	* H	W	10-2 <sup>(5)</sup>
3/29/24	* H	L	0-4
3/30/24	* H	W	10-0 <sup>(5)</sup>
4/17/25	* H	W	6-2
4/18/25	* H	W	8-4
4/19/25	* H	L	2-5

## BOSTON UNIVERSITY

Overall .....	2-0		
at Clemson .....	2-0		
at Boston University .....	0-0		
at Neutral .....	0-0		
Longest CU Win Streak .....	2 <sup>(2022)</sup>		
Longest BU Win Streak .....	N/A		
<b>Date</b>	<b>Site</b>	<b>W-L</b>	<b>Result</b>
2/25/22	H	W	8-0 <sup>(5)</sup>
2/26/22	H	W	7-3

## BRYANT

Overall.....	1-0		
at Clemson .....	1-0		
at Bryant.....	0-0		
at Neutral .....	0-0		
Longest CU Win Streak .....	1 <sup>(2023)</sup>		
Longest BRY Win Streak.....	N/A		
<b>Date</b>	<b>Site</b>	<b>W-L</b>	<b>Result</b>
3/10/23	H	W	10-1 <sup>(5)</sup>

## CALIFORNIA

Overall.....	3-0		
at Clemson .....	3-0		
at California .....	0-0		
at Neutral .....	0-0		
ACC Tournament Games .....	0-0		
Longest CU Win Streak .....	3 (2025)		
Longest CAL Win Streak .....	N/A		
<b>Date</b>	<b>Site</b>	<b>W-L</b>	<b>Result</b>
3/28/25	*	H	W 5-3
3/29/25 <sup>(1)</sup>	*	H	W 2-1
3/29/25 <sup>(2)</sup>	*	H	W 14-4 <sup>(5)</sup>

## CHARLESTON SOUTHERN

Overall.....	2-0		
at Clemson .....	2-0		
at Charleston Southern .....	0-0		
at Neutral .....	0-0		
Longest CU Win Streak .....	2 <sup>(2025)</sup>		
Longest CSU Win Streak .....	N/A		
<b>Date</b>	<b>Site</b>	<b>W-L</b>	<b>Result</b>
3/5/25 <sup>(1)</sup>	H	W	7-0
3/5/25 <sup>(2)</sup>	H	W	12-0 <sup>(5)</sup>

## CHARLOTTE

Overall.....	6-0		
at Clemson .....	4-0		
at Charlotte .....	2-0		
at Neutral .....	0-0		
Longest CU Win Streak .....	6 (2021-25)		
Longest CLT Win Streak .....	N/A		
<b>Date</b>	<b>Site</b>	<b>W-L</b>	<b>Result</b>
3/4/20 <sup>(1)</sup>	H	W	5-2
3/4/20 <sup>(2)</sup>	H	W	11-2 <sup>(5)</sup>
2/23/22	A	W	5-2
3/15/23	H	W	9-1 <sup>(5)</sup>
2/21/24	A	W	8-5
2/18/25	H	W	14-8

## DUKE

Overall .....	4-13		
at Clemson .....	3-7		
at Duke.....	1-3		
at Neutral .....	0-3		
ACC Tournament Games .....	0-3		
Longest CU Win Streak .....	2 <sup>(2021)</sup>		
Longest DU Win Streak .....	6 <sup>(2022-24)</sup>		
<b>Date</b>	<b>Site</b>	<b>W-L</b>	<b>Result</b>
2/7/20	N1	L	0-11 <sup>(5)</sup>
3/26/21	* H	L	0-2
3/27/21 <sup>(1)</sup>	* H	L	1-3
3/27/21 <sup>(2)</sup>	* H	W	4-1
3/28/21	* H	W	4-2
5/15/21	+ N2	L	0-1
3/18/22	* A	L	2-6
3/19/22	* A	W	10-2 <sup>(5)</sup>
3/20/22	* A	L	1-7
5/12/23	+ N3	L	0-2
4/12/24	* H	L	9-13
4/13/24	* H	L	3-4
4/14/24	* H	L	1-6
5/10/24	+ A	L	3-4 <sup>(10)</sup>
3/7/25	* H	W	12-4 <sup>(5)</sup>
3/8/25	* H	L	3-5
3/9/25	* H	L	1-2
N1 - Orlando, Fla.; N2 - Louisville, Ky.; N3 - Notre Dame, Ind.			

## EAST CAROLINA

Overall .....	1-0		
at Clemson .....	1-0		
at ECU .....	0-0		
at Neutral .....	0-0		
Longest CU Win Streak .....	1 <sup>(2025)</sup>		
Longest ECU Win Streak .....	N/A		
<b>Date</b>	<b>Site</b>	<b>W-L</b>	<b>Result</b>
2/28/25	H	W	6-2

## EAST TENNESSEE STATE

Overall.....	1-0		
at Clemson .....	1-0		
at ETSU .....	0-0		
at Neutral .....	0-0		
Longest CU Win Streak .....	1 <sup>(2022)</sup>		
Longest ETSU Win Streak.....	N/A		
<b>Date</b>	<b>Site</b>	<b>W-L</b>	<b>Result</b>
4/27/22	H	W	6-2

## ELON

Overall.....	4-0		
at Clemson .....	4-0		
at Elon .....	0-0		
at Neutral .....	0-0		
Longest CU Win Streak .....	4 <sup>(2021-25)</sup>		
Longest ELON Win Streak .....	N/A		
<b>Date</b>	<b>Site</b>	<b>W-L</b>	<b>Result</b>
2/27/21 <sup>(1)</sup>	H	W	3-0
2/27/21 <sup>(2)</sup>	H	W	10-0 <sup>(5)</sup>
2/28/21	H	W	8-0 <sup>(5)</sup>
2/21/25	H	W	4-3

## FLORIDA ATLANTIC

Overall.....	0-1		
at Clemson .....	0-0		
at Florida Atlantic.....	0-1		
at Neutral .....	0-0		
Longest CU Win Streak .....	N/A		
Longest FAU Win Streak.....	1 <sup>(2025)</sup>		
<b>Date</b>	<b>Site</b>	<b>W-L</b>	<b>Result</b>
2/7/25	A	L	2-6

## FLORIDA GULF COAST

Overall.....	1-0		
at Clemson .....	0-0		
at FGCU.....	1-0		
at Neutral .....	0-0		
Longest CU Win Streak .....	1 <sup>(2022)</sup>		
Longest FGCU Win Streak .....	N/A		
<b>Date</b>	<b>Site</b>	<b>W-L</b>	<b>Result</b>
2/20/22	A	W	11-0 <sup>(5)</sup>

## FIU

Overall.....	2-0		
at Clemson .....	0-0		
at FIU .....	2-0		
at Neutral .....	0-0		
Longest CU Win Streak .....	2 <sup>(2023)</sup>		
Longest FIU Win Streak.....	N/A		
<b>Date</b>	<b>Site</b>	<b>W-L</b>	<b>Result</b>
2/9/23	A	W	10-1 <sup>(5)</sup>
2/12/23	A	W	4-0

## FLORIDA STATE

Overall.....	1-7		
at Clemson .....	0-3		
at Florida State .....	0-3		
at Neutral .....	1-1		
ACC Tournament Games .....	1-1		
Longest CU Win Streak .....	1 (2025)		
Longest FSU Win Streak.....	7 (2022-23)		
<b>Date</b>	<b>Site</b>	<b>W-L</b>	<b>Result</b>
4/21/22	* A	L	4-5
4/22/22	* A	L	6-7
4/23/22	* A	L	0-6
5/14/22	+ N1	L	6-8
4/6/23 (1)	* H	L	0-7
4/6/23 (2)	* H	L	1-4
4/7/23	* H	L	2-3
5/10/25	+ N2	W	2-1
N1 - Pittsburgh, Pa.; N2 - Brighton, Mass.			

## FORDHAM

Overall.....	2-0		
at Clemson .....	1-0		
at Fordham .....	1-0		
at Neutral .....	0-0		
Longest CU Win Streak .....	2 <sup>(2024-25)</sup>		
Longest FORD Win Streak .....	N/A		
<b>Date</b>	<b>Site</b>	<b>W-L</b>	<b>Result</b>
3/10/24	H	W	12-0
3/19/25	A	W	14-1 <sup>(5)</sup>

## FURMAN

Overall.....	8-1		
at Clemson .....	7-1		
at Furman .....	1-0		
at Neutral .....	0-0		
Longest CU Win Streak .....	7 (2021-23)		
Longest FUR Win Streak .....	1 (2024)		
<b>Date</b>	<b>Site</b>	<b>W-L</b>	<b>Result</b>
3/12/21	H	W	8-0 (6)
3/13/21 <sup>(1)</sup>	H	W	5-0
3/13/21 <sup>(2)</sup>	H	W	8-1
4/6/22 <sup>(1)</sup>	H	W	3-2
4/6/22 <sup>(2)</sup>	H	W	8-0 (5)

2/14/23	A	W	10-0
4/5/23	H	W	4-1
4/2/24	H	L	3-4
3/4/25	H	W	12-0 <sup>(5)</sup>

## GARDNER-WEBB

Overall.....	5-0		
at Clemson .....	5-0		
at Gardner-Webb.....	0-0		
at Neutral .....	0-0		
Longest CU Win Streak .....	5 (2022-25)		
Longest GWU Win Streak .....	N/A		
<b>Date</b>	<b>Site</b>	<b>W-L</b>	<b>Result</b>
3/1/22	H	W	6-0
3/1/23 <sup>(1)</sup>	H	W	8-0 <sup>(5)</sup>
3/1/23 <sup>(2)</sup>	H	W	4-1
3/13/24	H	W	8-0 <sup>(5)</sup>
4/1/25	H	W	11-3 <sup>(5)</sup>

## GEORGIA

Overall.....	3-2		
at Clemson .....	3-0		
at Georgia.....	0-2		
at Neutral .....	0-0		
Longest CU Win Streak 1	(2020, 2023 & 2025)		
Longest UGA Win Streak ..	1 (2022 & 2024)		
<b>Date</b>	<b>Site</b>	<b>W-L</b>	<b>Result</b>
2/26/20	H	W	4-1
3/23/22	A	L	2-3
2/21/23	H	W	7-1
2/28/24	A	L	1-2 <sup>(B)</sup>
2/26/25	H	W	5-3

## GEORGIA STATE

Overall.....				3-0
at Clemson .....				0-0
at Georgia State.....				0-0
at Neutral .....				3-0
Longest CU Win Streak .....	3	(2023-25)		
Longest GSU Win Streak .....				N/A
<b>Date</b>	<b>Site</b>	<b>W-L</b>	<b>Result</b>	
2/10/23	N1	W	11-2	
2/11/23	N1	W	11-3 <sup>(6)</sup>	
2/18/25	N2	W	10-1 <sup>(6)</sup>	
N1 - Miami, Fla.; N2 - Boca Raton, Fla.				

## GEORGIA TECH

Overall.....	13-0		
at Clemson .....	3-0		
at Georgia Tech.....	9-0		
at Neutral .....	1-0		
ACC Tournament Games .....	1-0		
Longest CU Win Streak .....	13 (2021-25)		
Longest GT Win Streak .....	N/A		
<b>Date</b>	<b>Site</b>	<b>W-L</b>	<b>Result</b>
2/20/21 <sup>(1)</sup>	* A	W	5-2
2/20/21 <sup>(2)</sup>	* A	W	5-3
2/21/21	* A	W	5-4
5/13/21	+ N1	W	2-0
4/29/22	* H	W	4-1
4/30/22	* H	W	3-0
5/1/22	* H	W	3-2 <sup>(8)</sup>
3/24/23	* A	W	9-1 <sup>(5)</sup>
3/25/23	* A	W	8-4
3/26/23	* A	W	13-0 <sup>(5)</sup>
4/25/25	* A	W	6-2
4/26/25	* A	W	19-0 <sup>(5)</sup>
4/27/25	* A	W	8-2
N1 - Louisville, Ky.			

## ILLINOIS

Overall.....	2-0		
at Clemson .....	2-0		
at Illinois .....	0-0		
at Neutral .....	0-0		
Longest CU Win Streak .....	2 <sup>(2022)</sup>		
Longest ILL Win Streak.....	N/A		
<b>Date</b>	<b>Site</b>	<b>W-L</b>	<b>Result</b>
3/12/22	H	W	3-1
3/13/22	H	W	4-0

## ILLINOIS STATE

Overall.....	1-0		
at Clemson .....	0-0		
at Illinois State.....	0-0		
at Neutral .....	1-0		
Longest CU Win Streak .....	1 <sup>(2021)</sup>		
Longest ILS Win Streak .....	N/A		
<b>Date</b>	<b>Site</b>	<b>W-L</b>	<b>Result</b>
2/12/21	N1	W	11-0
N1 - Jacksonville, Fla.			

## INDIANA

Overall .....	3-1		
at Clemson .....	2-0		
at Indiana .....	0-0		
at Neutral .....	1-1		
Longest CU Win Streak .....	3 (2024-25)		
Longest IU Win Streak.....	1 (2020)		
<b>Date</b>	<b>Site</b>	<b>W-L</b>	<b>Result</b>
2/8/20	N1	L	4-5
2/9/24	N2	W	3-2
3/1/25	H	W	11-5
3/2/25	H	W	8-0 <sup>(6)</sup>
N1 - Orlando, Fla.; N2 - Clearwater, Fla.			

## JACKSONVILLE

Overall.....	1-0		
at Clemson .....	1-0		
at Jacksonville .....	0-0		
at Neutral .....	0-0		
Longest CU Win Streak .....	1 <sup>(2023)</sup>		
Longest JU Win Streak .....	N/A		
<b>Date</b>	<b>Site</b>	<b>W-L</b>	<b>Result</b>
3/11/23	H	W	9-0 <sup>(5)</sup>

## KANSAS

Overall.....	1-0		
at Clemson .....	0-0		
at Kansas.....	0-0		
at Neutral .....	1-0		
Longest CU Win Streak .....	1 (2025)		
Longest KU Win Streak .....	N/A		
<b>Date</b>	<b>Site</b>	<b>W-L</b>	<b>Result</b>
2/6/25	N1	W	4-3
N1 - Boca Raton, Fla.			

# RESULTS BY OPPONENT

## LAFAYETTE

Overall.....	1-0
at Clemson .....	1-0
at Lafayette.....	0-0
at Neutral .....	1-0
Longest CU Win Streak .....	1 <sup>(2025)</sup>
Longest LAF Win Streak .....	N/A
<b>Date</b>	<b>Site</b> <b>W-L</b> <b>Result</b>
2/28/25	H W 11-3 <sup>(6)</sup>

## LIBERTY

Overall.....	3-1
at Clemson .....	2-0
at Liberty .....	0-1
at Neutral .....	1-0
Longest CU Win Streak .....	2 <sup>(2022)</sup>
Longest LIBERTY Win Streak.....	1 <sup>(2023)</sup>
<b>Date</b>	<b>Site</b> <b>W-L</b> <b>Result</b>
3/13/22	H W 5-4 <sup>(8)</sup>
3/14/22	H W 1-0 <sup>(8)</sup>
4/26/23	A L 4-5 <sup>(6.1)</sup>
2/10/24	N1 W 7-3
N1 - Clearwater, Fla.	

## LONG ISLAND

Overall.....	1-0
at Clemson .....	0-0
at Long Island .....	0-0
at Neutral .....	1-0
Longest CU Win Streak .....	1 <sup>(2022)</sup>
Longest LIU Win Streak .....	N/A
<b>Date</b>	<b>Site</b> <b>W-L</b> <b>Result</b>
2/12/22	N1 W 8-0 <sup>(6)</sup>
N1 - Fort Myers, Fla.	

## LONGWOOD

Overall.....	1-0
at Clemson .....	1-0
at Longwood .....	0-0
at Neutral .....	0-0
Longest CU Win Streak .....	1 <sup>(2024)</sup>
Longest LONG Win Streak .....	N/A
<b>Date</b>	<b>Site</b> <b>W-L</b> <b>Result</b>
3/9/24	H W 9-1 <sup>(6)</sup>

## LOUISIANA

Overall.....	1-0
at Clemson .....	1-0
at Louisiana .....	0-0
at Neutral .....	0-0
NCAA Tournament Games.....	1-0
Longest CU Win Streak .....	1 <sup>(2022)</sup>
Longest LA Win Streak .....	N/A
<b>Date</b>	<b>Site</b> <b>W-L</b> <b>Result</b>
5/22/22	\$ H W 8-0 <sup>(5)</sup>

## LOUISVILLE

Overall.....	8-2
at Clemson .....	2-1
at Louisville.....	6-1
at Neutral .....	0-0
ACC Tournament Games .....	0-0
Longest CU Win Streak .....	6 <sup>(2021-22)</sup>
Longest LOU Win Streak ..	1 <sup>(2022 &amp; 2024)</sup>
<b>Date</b>	<b>Site</b> <b>W-L</b> <b>Result</b>
3/19/21	* A W 4-0 <sup>(11)</sup>
3/20/21 <sup>(1)</sup>	* A W 2-1
3/20/21 <sup>(2)</sup>	* A W 6-1
3/21/21	* A W 4-2
3/25/22	* H W 5-2
3/26/22	* H W 8-0 <sup>(5)</sup>
3/27/22	* H L 2-4 <sup>(8)</sup>
4/26/24	* A W 6-5
4/27/24	* A L 3-6
4/28/24	* A W 11-5

## MARYLAND

Overall.....	2-0
at Clemson .....	2-0
at Maryland .....	0-0
at Neutral .....	0-0
Longest CU Win Streak .....	2 <sup>(2021)</sup>
Longest UMD Win Streak .....	N/A
<b>Date</b>	<b>Site</b> <b>W-L</b> <b>Result</b>
2/14/21	H W 5-1
2/15/21	H W 21-2 <sup>(5)</sup>

## MARSHALL

Overall.....	2-0
at Clemson .....	2-0
at Marshall.....	0-0
at Neutral .....	0-0
Longest CU Win Streak .....	2 <sup>(2025)</sup>
Longest MAR Win Streak.....	N/A
<b>Date</b>	<b>Site</b> <b>W-L</b> <b>Result</b>
2/22/25	H W 8-3
2/23/25	H W 8-0 <sup>(5)</sup>

## MERCER

Overall.....	3-0
at Clemson .....	3-0
at Mercer .....	0-0
at Neutral .....	0-0
Longest CU Win Streak .....	3 <sup>(2022-24)</sup>
Longest MER Win Streak.....	N/A
<b>Date</b>	<b>Site</b> <b>W-L</b> <b>Result</b>
3/9/22	H W 3-0
3/8/23	H W 18-0 <sup>(5)</sup>
3/8/24	H W 7-2

## MIAMI (OHIO)

Overall.....	1-0
at Clemson .....	1-0
at Miami (OH) .....	0-0
at Neutral .....	0-0
Longest CU Win Streak .....	1 <sup>(2022)</sup>
Longest MIA Win Streak .....	N/A
<b>Date</b>	<b>Site</b> <b>W-L</b> <b>Result</b>
2/24/24	H W 10-1 <sup>(5)</sup>

## MICHIGAN STATE

Overall.....	4-0
at Clemson .....	2-0
at Michigan State.....	0-0
at Neutral .....	2-0
Longest CU Win Streak .....	4 <sup>(2021-23)</sup>
Longest MSU Win Streak.....	N/A
<b>Date</b>	<b>Site</b> <b>W-L</b> <b>Result</b>
2/15/20	H W 2-1
2/16/20	H W 8-4
2/25/23	N1 W 4-1
2/26/23	N1 W 8-0 <sup>(5)</sup>
N1 - Tampa, Fla.	

## MINNESOTA

Overall.....	1-1
at Clemson .....	1-1
at Minnesota.....	0-0
at Neutral .....	0-0
Longest CU Win Streak .....	1 <sup>(2024)</sup>
Longest MINN Win Streak .....	1 <sup>(2024)</sup>
<b>Date</b>	<b>Site</b> <b>W-L</b> <b>Result</b>
3/7/24 <sup>(1)</sup>	H L 3-5 <sup>(9)</sup>
3/7/24 <sup>(2)</sup>	H W 3-1

## MISSISSIPPI STATE

Overall.....	0-1
at Clemson .....	0-0
at Mississippi State .....	0-0
at Neutral .....	0-1
Longest CU Win Streak .....	N/A
Longest MS Win Streak .....	1 <sup>(2024)</sup>
<b>Date</b>	<b>Site</b> <b>W-L</b> <b>Result</b>
2/17/24	N1 L 3-6
N1 - Puerto Vallarta, Mexico	

## MISSOURI

Overall.....	0-2
at Clemson .....	0-0
at Missouri.....	0-0
at Neutral .....	0-2
Longest CU Win Streak .....	N/A
Longest MIZ Win Streak .....	2 <sup>(2024-25)</sup>
<b>Date</b>	<b>Site</b> <b>W-L</b> <b>Result</b>
2/11/24	N1 L 1-4
2/13/25	N1 L 6-10
N1 - Clearwater, Fla.	

## MISSOURI STATE

Overall.....	2-0
at Clemson .....	0-0
at Missouri State.....	0-0
at Neutral .....	2-0
Longest CU Win Streak .....	2 <sup>(2024-25)</sup>
Longest MIZST Win Streak .....	N/A
<b>Date</b>	<b>Site</b> <b>W-L</b> <b>Result</b>
2/8/24	N1 W 12-0 <sup>(5)</sup>
2/9/25	N2 W 13-0
N1 - Clearwater, Fla.; N2 - Boca Raton, Fla.	

## MORGAN STATE

Overall.....	1-0
at Clemson .....	0-0
at Morgan State .....	0-0
at Neutral .....	1-0
Longest CU Win Streak .....	1 <sup>(2020)</sup>
Longest MSUSB Win Streak .....	N/A
<b>Date</b>	<b>Site</b> <b>W-L</b> <b>Result</b>
2/23/20	N1 W 6-3
N1 - Kissimmee, Fla.	

## NORTH CAROLINA

Overall.....	13-1
at Clemson .....	9-1
at North Carolina .....	3-0
at Neutral .....	1-0
ACC Tournament Games .....	1-0
Longest CU Win Streak .....	12 <sup>(2021-25)</sup>
Longest UNC Win Streak.....	1 <sup>(2025)</sup>
<b>Date</b>	<b>Site</b> <b>W-L</b> <b>Result</b>
4/1/21	* H W 4-1
4/2/21 <sup>(1)</sup>	* H W 6-1
4/2/21 <sup>(2)</sup>	* H W 12-1 <sup>(5)</sup>
4/3/21	* H W 9-1 <sup>(6)</sup>
4/1/22	* A W 12-4
4/2/22	* A W 7-0
4/3/22	* A W 12-4 <sup>(5)</sup>
5/11/23	+ N1 W 2-1 <sup>(8)</sup>
3/15/24	* H W 5-0
3/16/24	* H W 4-1
3/17/24	* H W 9-1 <sup>(5)</sup>
3/14/25	* H W 4-1
3/15/25	* H L 3-6
3/16/25	* H W 10-2 <sup>(6)</sup>
N1 - Notre Dame, Ind.	

## NC STATE

Overall.....	11-2
at Clemson .....	6-1
at NC State .....	5-1
at Neutral .....	0-0
ACC Tournament Games .....	0-0
Longest CU Win Streak .....	6 <sup>(2021-23)</sup>
Longest NCST Win Streak .....	2 <sup>(2023-24)</sup>
<b>Date</b>	<b>Site</b> <b>W-L</b> <b>Result</b>
4/23/21 <sup>(1)</sup>	* H W 9-3
4/23/21 <sup>(2)</sup>	* H W 4-3
4/25/21 <sup>(1)</sup>	* H W 4-3
4/25/21 <sup>(2)</sup>	* H W 4-3
4/14/23	* A W 4-1 <sup>(8)</sup>
4/15/23	* A W 6-3
4/16/23	* A L 5-7
3/2/24 <sup>(1)</sup>	* H L 1-6
3/2/24 <sup>(2)</sup>	* H W 8-0 <sup>(5)</sup>
3/3/24	* H W 14-9
4/11/25	* A W 17-3 <sup>(5)</sup>
4/12/25	* A W 8-7
4/13/25	* A W 8-3

## NORTH FLORIDA

Overall.....	1-0
at Clemson .....	0-0
at North Florida.....	1-0
at Neutral .....	0-0
Longest CU Win Streak .....	1 <sup>(2021)</sup>
Longest UNF Win Streak .....	N/A
<b>Date</b>	<b>Site</b> <b>W-L</b> <b>Result</b>
2/12/21	A W 4-3

## NORTHWESTERN

Overall.....	3-1
at Clemson .....	3-0
at Northwestern.....	0-0
at Neutral .....	0-1
Longest CU Win Streak .....	3 <sup>(2023-25)</sup>
Longest NU Win Streak .....	1 <sup>(2022)</sup>
<b>Date</b>	<b>Site</b> <b>W-L</b> <b>Result</b>
2/19/22	N1 L 0-7
2/17/23	H W 15-2 <sup>(5)</sup>
2/18/23	H W 3-2
5/17/25	\$ H W 1-0 <sup>(9)</sup>
N1 - Clearwater, Fla.	

## NOTRE DAME

Overall.....	5-2
at Clemson .....	2-1
at Notre Dame .....	2-1
at Neutral .....	1-0
ACC Tournament Games .....	1-0
Longest CU Win Streak .....	4 <sup>(2022-24)</sup>
Longest ND Win Streak ....	1 <sup>(2022 &amp; 2024)</sup>
<b>Date</b>	<b>Site</b> <b>W-L</b> <b>Result</b>
4/14/22	* H W 3-2
4/15/22	* H L 0-4
4/16/22	* H W 2-1
5/12/22	+ N1 W 7-3
4/19/24	* A W 8-5 <sup>(10)</sup>
4/20/24	* A W 11-6
4/21/24	* A L 5-6
N1 - Pittsбург, Pa.	

## OAKLAND

Overall.....	0-1
at Clemson .....	0-0
at Oakland .....	0-0
at Neutral .....	0-1
Longest CU Win Streak .....	N/A
Longest OAKLAND Win Streak ..	1 <sup>(2020)</sup>
<b>Date</b>	<b>Site</b> <b>W-L</b> <b>Result</b>
2/22/21	N1 L 2-4
N1 - Kissimmee, Fla.	

## OHIO STATE

Overall.....	3-0
at Clemson .....	2-0
at Ohio State.....	0-0
at Neutral .....	1-0
Longest CU Win Streak .....	3 <sup>(2023-25)</sup>
Longest OSU Win Streak .....	N/A
<b>Date</b>	<b>Site</b> <b>W-L</b> <b>Result</b>
2/18/23	H W 5-1
2/19/23	H W 10-0 <sup>(5)</sup>
2/16/25	N1 W 11-3 <sup>(6)</sup>
N1 - Clearwater, Fla.	

## OKLAHOMA

Overall.....	0-2
at Clemson .....	0-0
at Oklahoma .....	0-2
at Neutral .....	0-0
NCAA Tournament Games.....	0-2
Longest CU Win Streak .....	N/A
Longest OU Win Streak .....	2 <sup>(2023)</sup>
<b>Date</b>	<b>Site</b> <b>W-L</b> <b>Result</b>
5/26/23	# A L 2-9
5/27/23	# A L 7-8 <sup>(9)</sup>

## OKLAHOMA STATE

Overall.....	0-2
at Clemson .....	0-0
at Oklahoma State .....	0-2
at Neutral .....	0-0
NCAA Tournament Games.....	0-2
Longest CU Win Streak .....	N/A
Longest OKST Win Streak.....	2 <sup>(2022)</sup>
<b>Date</b>	<b>Site</b> <b>W-L</b> <b>Result</b>
5/26/22	# A L 0-2
5/27/22	# A L 1-5

## OLE MISS

Overall.....	2-1
at Clemson .....	2-0
at Ole Miss.....	0-0
at Neutral .....	0-1
Longest CU Win Streak .....	2 <sup>(2024)</sup>
Longest OLE Win Streak .....	1 <sup>(2025)</sup>
<b>Date</b>	<b>Site</b> <b>W-L</b> <b>Result</b>
2/23/24	H W 9-1 <sup>(6)</sup>
2/25/24	H W 5-0
2/6/25	N1 L 2-3
N1 - Boca Raton, Fla.	

## OREGON

Overall.....	1-0
at Clemson .....	0-0
at Oregon.....	0-0
at Neutral .....	1-0
Longest CU Win Streak .....	1 <sup>(2024)</sup>
Longest ORE Win Streak .....	N/A
<b>Date</b>	<b>Site</b> <b>W-L</b> <b>Result</b>
2/10/24	N1 W 3-2
N1 - Clearwater, Fla.	

## PITTSBURGH

Overall.....	8-1
at Clemson .....	5-1
at Pittsburgh.....	3-0
at Neutral .....	0-0
ACC Tournament Games .....	0-0
Longest CU Win Streak .....	6 <sup>(2022-23)</sup>
Longest UP Win Streak.....	1 <sup>(2020)</sup>
<b>Date</b>	<b>Site</b> <b>W-L</b> <b>Result</b>
3/6/20	* H W 9-1 <sup>(5)</sup>
3/7/20	* H W 7-2
3/8/20	* H L 2-8
4/8/22	* A W 8-0 <sup>(5)</sup>
4/9/22	* A W 6-5
4/10/22	* A W 11-3 <sup>(5)</sup>
4/21/23	* H W 3-2
4/22/23	* H W 2-0
4/23/23	* H W 11-2 <sup>(6)</sup>

## PRESBYTERIAN COLLEGE

Overall.....	1-0
at Clemson .....	1-0
at Presbyterian College .....	0-0
at Neutral .....	0-0
Longest CU Win Streak .....	1 <sup>(2020)</sup>
Longest PC Win Streak .....	N/A
<b>Date</b>	<b>Site</b> <b>W-L</b> <b>Result</b>
3/10/20	H W 5-0

## SOUTHEASTERN LOUISIANA

Overall.....	0-2
at Clemson .....	0-0
at Southeastern Louisiana.....	0-0
at Neutral .....	0-2
NCAA Tournament Games.....	0-2
Longest CU Win Streak .....	N/A
Longest SLU Win Streak .....	2 <sup>(2024)</sup>
<b>Date</b>	<b>Site</b> <b>W-L</b> <b>Result</b>
5/17/24	\$ N1 L 2-6
5/18/24	\$ N1 L 2-6
N1 - Tuscaloosa, Ala.	

## SOUTH CAROLINA

Overall.....	7-2
at Clemson .....	3-1
at South Carolina .....	4-1
at Neutral .....	0-0
Longest CU Win Streak .....	5 <sup>(2021-23)</sup>
Longest SC Win Streak.....	1 <sup>(2024 &amp; 2025)</sup>
<b>Date</b>	<b>Site</b> <b>W-L</b> <b>Result</b>
4/21/21	A W 6-0
3/30/22	H W 8-1
4/12/22	A W 3-1
3/28/23	H W 10-0 <sup>(5)</sup>
4/11/23	A W 4-3
3/20/24	H L 4-6 <sup>(12)</sup>
4/9/24	A W 7-0
3/25/25	A L 0-6
4/15/25	H W 2-1 <sup>(9)</sup>

# RESULTS BY OPPONENT

## ST. FRANCIS

Overall.....	1-0		
at Clemson .....	1-0		
at St. Francis.....	0-0		
at Neutral .....	0-0		
Longest CU Win Streak .....	1 <sup>(2022)</sup>		
Longest SFPA Win Streak .....	N/A		
<b>Date</b>	<b>Site</b>	<b>W-L</b>	<b>Result</b>
2/25/22	H	W	2-0

## ST. JOHN'S

Overall.....	2-0		
at Clemson .....	0-0		
at St. John's.....	0-0		
at Neutral .....	2-0		
Longest CU Win Streak .....	2 <sup>(2020)</sup>		
Longest SJU Win Streak .....	N/A		
<b>Date</b>	<b>Site</b>	<b>W-L</b>	<b>Result</b>
2/7/20	N1	W	6-2
2/9/20	N1	W	19-9
N1 - Orlando, Fla.			

## STANFORD

Overall.....	2-1		
at Clemson .....	0-0		
at Stanford .....	2-1		
at Neutral .....	0-0		
ACC Tournament Games .....	0-0		
Longest CU Win Streak .....	1 (2025)		
Longest STAN Win Streak .....	1 (2025)		
<b>Date</b>	<b>Site</b>	<b>W-L</b>	<b>Result</b>
4/4/25	*	A	W 7-5
4/5/25	*	A	L 1-11 (5)
4/6/25	*	A	W 7-6

## STETSON

Overall .....	1-0		
at Clemson .....	0-0		
at Stetson .....	0-0		
at Neutral .....	1-0		
Longest CU Win Streak .....	1 <sup>(2020)</sup>		
Longest STET Win Streak .....	N/A		
<b>Date</b>	<b>Site</b>	<b>W-L</b>	<b>Result</b>
2/22/20	N1	W	8-6
N1 - Kissimmee, Fla.			

## SYRACUSE

Overall.....	12-1		
at Clemson .....	3-0		
at Syracuse.....	9-1		
at Neutral .....	0-0		
ACC Tournament Games .....	0-0		
Longest CU Win Streak .....	10 <sup>(2021-25)</sup>		
Longest SYR Win Streak.....	1 <sup>(2021)</sup>		
<b>Date</b>	<b>Site</b>	<b>W-L</b>	<b>Result</b>
5/7/21	* A	W	4-2
5/8/21 <sup>(1)</sup>	* A	W	4-2
5/8/21 <sup>(2)</sup>	* A	L	6-7
5/9/21	* A	W	19-2 <sup>(5)</sup>
3/4/23 <sup>(1)</sup>	* H	W	4-1
3/4/23 <sup>(2)</sup>	* H	W	8-0 <sup>(5)</sup>
3/5/23	* H	W	1-0
4/6/24	* A	W	13-2 <sup>(5)</sup>
4/7/24 <sup>(1)</sup>	* A	W	10-1 <sup>(6)</sup>
4/7/24 <sup>(2)</sup>	* A	W	7-1
3/21/25	* A	W	8-1
3/22/25	* A	W	10-0
3/23/25	* A	W	15-0 <sup>(5)</sup>

## TENNESSEE

Overall.....	2-2		
at Clemson .....	0-1		
at Tennessee.....	1-0		
at Neutral .....	1-1		
Longest CU Win Streak .....	1 (2022 & 2025)		
Longest UT Win Streak .....	2 (2023-24)		
<b>Date</b>	<b>Site</b>	<b>W-L</b>	<b>Result</b>
2/18/22	N1	W	4-3 <sup>(9)</sup>
2/25/23	N2	L	0-1
3/5/24	H	L	1-2 <sup>(9)</sup>
4/22/25	A	W	4-3 <sup>(9)</sup>
N1 - Clearwater, Fla.; N2 - Tampa, Fla.			

## TEXAS

Overall.....	1-3		
at Clemson .....	0-0		
at Texas .....	1-2		
at Neutral .....	0-1		
NCAA Tournament Games.....	1-2		
Longest CU Win Streak .....	1 (2025)		
Longest TEXAS Win Streak.....	2 (2025)		
<b>Date</b>	<b>Site</b>	<b>W-L</b>	<b>Result</b>
2/11/22	N1	L	0-4
5/22/25	#	A	W 7-4
5/23/25	#	A	L 5-7 (10)
5/24/25	#	A	L 5-6
N1 - Fort Myers, Fla.			

## TEXAS TECH

Overall.....	1-0		
at Clemson .....	0-0		
at Texas Tech.....	0-0		
at Neutral .....	1-0		
Longest CU Win Streak .....	1 <sup>(2022)</sup>		
Longest TTU Win Streak.....	N/A		
<b>Date</b>	<b>Site</b>	<b>W-L</b>	<b>Result</b>
2/17/22	N1	W	8-0 <sup>(5)</sup>
N1 - Clearwater, Fla.			

## TROY

Overall.....	3-0		
at Clemson .....	0-0		
at Troy .....	0-0		
at Neutral .....	3-0		
NCAA Tournament Games.....	2-0		
Longest CU Win Streak .....	3 <sup>(2020-21)</sup>		
Longest TROY Win Streak.....	N/A		
<b>Date</b>	<b>Site</b>	<b>W-L</b>	<b>Result</b>
2/21/20	N1	W	10-1 <sup>(5)</sup>
5/21/21	\$ N2	W	8-0 <sup>(5)</sup>
5/22/21	\$ N2	W	4-2
N1 - Kissimmee, Fla., N2 - Tuscaloosa, Ala.			

## UCF

Overall.....	0-2		
at Clemson .....	0-0		
at Central Florida .....	0-1		
at Neutral .....	0-1		
Longest CU Win Streak .....	N/A		
Longest UCF Win Streak .....	2 <sup>(2020-25)</sup>		
<b>Date</b>	<b>Site</b>	<b>W-L</b>	<b>Result</b>
2/8/20	A	L	0-8 <sup>(5)</sup>
2/15/25	N1	L	4-6 <sup>(8)</sup>
N1 - Clearwater, Fla.			

## UCONN

Overall.....	1-0		
at Clemson .....	1-0		
at UConn .....	0-0		
at Neutral .....	0-0		
Longest CU Win Streak .....	1 <sup>(2024)</sup>		
Longest UCONN Win Streak.....	N/A		
<b>Date</b>	<b>Site</b>	<b>W-L</b>	<b>Result</b>
2/24/24	H	W	3-2 <sup>(8)</sup>

## UC SAN DIEGO

Overall.....	1-0		
at Clemson .....	0-0		
at UC San Diego.....	0-0		
at Neutral .....	1-0		
Longest CU Win Streak .....	1 (2024)		
Longest UCSD Win Streak .....	N/A		
<b>Date</b>	<b>Site</b>	<b>W-L</b>	<b>Result</b>
2/14/24	N1	W	6-4
N1 - Puerto Vallarta, Mexico			

## UIC

Overall.....	1-0		
at Clemson .....	0-0		
at UIC.....	0-0		
at Neutral .....	1-0		
Longest CU Win Streak .....	1 <sup>(2023)</sup>		
Longest UIC Win Streak .....	N/A		
<b>Date</b>	<b>Site</b>	<b>W-L</b>	<b>Result</b>
2/24/23	N1	W	9-2
N1 - Tampa, Fla.			

## UNCG

Overall.....	3-1		
at Clemson .....	3-0		
at UNCG .....	0-1		
at Neutral .....	0-0		
NCAA Tournament Games.....	1-0		
Longest CU Win Streak .....	3 <sup>(2023)</sup>		
Longest UNCG Win Streak.....	1 <sup>(2020)</sup>		
<b>Date</b>	<b>Site</b>	<b>W-L</b>	<b>Result</b>
2/18/20	A	L	2-3
3/10/23	H	W	3-0
3/11/23	H	W	6-1
5/19/23	\$ H	W	17-2 <sup>(5)</sup>

## UNCW

Overall.....	1-0		
at Clemson .....	1-0		
at UNCW .....	0-0		
at Neutral .....	0-0		
NCAA Tournament Games.....	1-0		
Longest CU Win Streak .....	1 (2022)		
Longest UNCW Win Streak.....	N/A		
<b>Date</b>	<b>Site</b>	<b>W-L</b>	<b>Result</b>
5/20/22	\$ H	W	9-0 (5)

## USC UPSTATE

Overall.....	2-0		
at Clemson .....	1-0		
at USC Upstate.....	0-0		
at Neutral .....	1-0		
NCAA Tournament Games.....	2-0		
Longest CU Win Streak .....	2 <sup>(2024-25)</sup>		
Longest UPSTATE Win Streak.....	N/A		
<b>Date</b>	<b>Site</b>	<b>W-L</b>	<b>Result</b>
5/18/24	\$ N1	W	8-0 <sup>(6)</sup>
5/16/25	\$ H	W	10-2 <sup>(5)</sup>
N1 - Tuscaloosa, Ala.			

## USF

Overall.....	1-0		
at Clemson .....	0-0		
at South Florida .....	1-0		
at Neutral .....	0-0		
Longest CU Win Streak .....	1 <sup>(2023)</sup>		
Longest USF Win Streak.....	N/A		
<b>Date</b>	<b>Site</b>	<b>W-L</b>	<b>Result</b>
2/23/23	A	W	6-0

## VILLANOVA

Overall.....	1-1		
at Clemson .....	1-0		
at Villanova.....	0-0		
at Neutral .....	0-1		
Longest CU Win Streak .....	1 (2025)		
Longest VU Win Streak.....	1 (2020)		
<b>Date</b>	<b>Site</b>	<b>W-L</b>	<b>Result</b>
2/21/20	N1	L	1-2
2/21/25	H	W	1-0 (8)
N1 - Kissimmee, Fla.			

## VIRGINIA

Overall.....	13-2		
at Clemson .....	6-0		
at Virginia .....	5-2		
at Neutral .....	2-0		
ACC Tournament Games .....	2-0		
Longest CU Win Streak .....	10 <sup>(2020-23)</sup>		
Longest VA Win Streak .....	1 <sup>(2024)</sup>		
<b>Date</b>	<b>Site</b>	<b>W-L</b>	<b>Result</b>
2/28/20	* H	W	8-7
2/29/20	* H	W	8-4
3/1/20	* H	W	12-3 <sup>(6)</sup>
3/5/21	* A	W	9-1 <sup>(5)</sup>
3/6/21 <sup>(1)</sup>	* A	W	5-3
3/6/21 <sup>(2)</sup>	* A	W	4-2
3/7/21	* A	W	8-1
3/18/23 <sup>(1)</sup>	* H	W	4-1
3/18/23 <sup>(2)</sup>	* H	W	1-0
3/19/23	* H	W	2-0
3/22/24	* A	L	4-6
3/23/24	* A	W	5-1
3/24/24	* A	L	0-3
5/9/24	+ N1	W	8-1
5/8/25	+ N2	W	7-4
N1 - Durham, N.C.; N2 - Brighton, Mass.			

## VIRGINIA TECH

Overall.....	5-7		
at Clemson .....	1-5		
at Virginia Tech.....	1-2		
at Neutral .....	3-0		
ACC Tournament Games .....	3-0		
Longest CU Win Streak .....	2 (2024-25)		
Longest VT Win Streak .....	3 (2022)		
<b>Date</b>	<b>Site</b>	<b>W-L</b>	<b>Result</b>
2/18/21	* H	W	8-1
2/19/21 <sup>(1)</sup>	* H	L	0-9 <sup>(5)</sup>
2/19/21 <sup>(2)</sup>	* H	L	1-4
5/14/21	+ N1	W	2-0
3/4/22	* H	L	1-6
3/5/22	* H	L	0-4
3/6/22	* H	L	2-4
5/13/22	+ N2	W	4-1
4/28/23	* A	L	4-5
4/29/23	* A	L	1-3
4/30/23	* A	W	5-4
5/9/25	+ N3	W	10-9
N1 - Louisville, Ky., N2 - Pittsburgh, Pa.; N3 - Brighton, Mass.			

## WASHINGTON

Overall.....	1-0		
at Clemson .....	0-0		
at Washington.....	0-0		
at Neutral .....	1-0		
Longest CU Win Streak .....	1 <sup>(2022)</sup>		
Longest WASH Win Streak .....	N/A		
<b>Date</b>	<b>Site</b>	<b>W-L</b>	<b>Result</b>
2/20/22	N1	W	2-0
N1 - Clearwater, Fla			

## WESTERN CAROLINA

Overall.....	1-1		
at Clemson .....	1-1		
at Western Carolina.....	0-0		
at Neutral .....	0-0		
Longest CU Win Streak .....	1 <sup>(2020)</sup>		
Longest WCU Win Streak .....	1 <sup>(2020)</sup>		
<b>Date</b>	<b>Site</b>	<b>W-L</b>	<b>Result</b>
2/12/20 <sup>(1)</sup>	H	L	0-2
2/12/20 <sup>(2)</sup>	H	W	8-0 <sup>(5)</sup>

## WICHITA STATE

Overall.....	1-0		
at Clemson .....	0-0		
at Wichita State .....	0-0		
at Neutral .....	1-0		
Longest CU Win Streak .....	1 (2024)		
Longest WST Win Streak .....	N/A		
<b>Date</b>	<b>Site</b>	<b>W-L</b>	<b>Result</b>
2/14/24	N1	W	7-0
N1 - Puerto Vallarta, Mexico			

## WINTHROP

Overall.....	6-0		
at Clemson .....	6-0		
at Winthrop.....	0-0		
at Neutral .....	0-0		
Longest CU Win Streak .....	6 <sup>(2021-25)</sup>		
Longest WINT Win Streak .....	N/A		
<b>Date</b>	<b>Site</b>	<b>W-L</b>	<b>Result</b>
4/13/21 <sup>(1)</sup>	H	W	9-0
4/13/21 <sup>(2)</sup>	H	W	6-2
3/15/22	H	W	8-0 <sup>(5)</sup>
3/18/23	H	W	2-0
4/16/24	H	W	4-0
4/9/25	H	W	4-1

## WISCONSIN

Overall.....	0-1		
at Clemson .....	0-0		
at Wisconsin .....	0-0		
at Neutral .....	0-1		
Longest CU Win Streak .....	N/A		
Longest WIS Win Streak .....	1 <sup>(2022)</sup>		
<b>Date</b>	<b>Site</b>	<b>W-L</b>	<b>Result</b>
2/19/22	N1	L	1-2 <sup>(8)</sup>
N1 - Clearwater, Fla			

\* ACC Regular-Season Game  
+ ACC Tournament  
\$ NCAA Regional  
# NCAA Super Regional

# AGAINST ALL OPPONENTS

Opponent <sup>^</sup> (First Game - Last Game)	G	W	L	T	Win %	^CU	^Opp	Home	Away	Neutral
Akron <sup>(2022-2022)</sup>	1	1	0	0	1.000	10	5	1-0	0-0	0-0
Alabama <sup>(2021-2021)</sup>	2	0	2	0	.000	0	11	0-0	0-2	0-0
Auburn <sup>(2022-2025)</sup>	5	3	2	0	.600	18	12	3-1	0-0	0-1
Boston College <sup>(2021-2025)</sup>	13	11	2	0	.846	85	29	8-2	3-0	0-0
Boston University <sup>(2022-2022)</sup>	2	2	0	0	1.000	15	3	2-0	0-0	0-0
Bryant <sup>(2023-2023)</sup>	1	1	0	0	1.000	10	1	1-0	0-0	0-0
California <sup>(2025-2025)</sup>	3	3	0	0	1.000	21	8	3-0	0-0	0-0
Charleston Southern <sup>(2025-2025)</sup>	2	2	0	0	1.000	19	0	2-0	0-0	0-0
Charlotte <sup>(2020-2025)</sup>	6	6	0	0	1.000	52	20	4-0	2-0	0-0
Duke <sup>(2020-2025)</sup>	17	4	13	0	.235	54	75	3-7	1-3	0-3
East Carolina <sup>(2025-2025)</sup>	1	1	0	0	1.000	6	2	1-0	0-0	0-0
East Tennessee State <sup>(2022-2022)</sup>	1	1	0	0	1.000	6	2	1-0	0-0	0-0
Elon <sup>(2021-2025)</sup>	4	4	0	0	1.000	25	3	4-0	0-0	0-0
Florida Atlantic <sup>(2025-2025)</sup>	1	0	1	0	.000	2	6	0-0	0-1	0-0
Florida Gulf Coast <sup>(2022-2022)</sup>	1	1	0	0	1.000	11	0	0-0	1-0	0-0
FIU <sup>(2023-2023)</sup>	2	2	0	0	1.000	14	1	0-0	2-0	0-0
Florida State <sup>(2022-2025)</sup>	8	1	7	0	.125	21	41	0-3	0-3	1-1
Fordham <sup>(2024-2025)</sup>	2	2	0	0	1.000	26	1	1-0	1-0	0-0
Furman <sup>(2021-2025)</sup>	9	8	1	0	.889	61	8	7-1	1-0	0-0
Gardner-Webb <sup>(2022-2025)</sup>	5	5	0	0	1.000	37	4	5-0	0-0	0-0
Georgia <sup>(2020-2025)</sup>	5	3	2	0	.600	19	10	3-0	0-2	0-0
Georgia State <sup>(2023-2025)</sup>	3	3	0	0	1.000	32	6	0-0	0-0	3-0
Georgia Tech <sup>(2021-2025)</sup>	13	13	0	0	1.000	90	21	3-0	9-0	1-0
Illinois <sup>(2022-2022)</sup>	2	2	0	0	1.000	7	1	2-0	0-0	0-0
Illinois State <sup>(2021-2021)</sup>	1	1	0	0	1.000	11	0	0-0	0-0	1-0
Indiana <sup>(2020-2025)</sup>	4	3	1	0	.750	26	12	2-0	0-0	1-1
Jacksonville <sup>(2023)</sup>	1	1	0	0	1.000	9	0	1-0	0-0	0-0
Kansas <sup>(2025-2025)</sup>	1	1	0	0	1.000	4	3	0-0	0-0	1-0
Kansas City <sup>(2023-2023)</sup>	1	1	0	0	1.000	8	1	0-0	0-0	0-1
Kent State <sup>(2022-2022)</sup>	1	1	0	0	1.000	8	0	0-0	0-0	1-0
Kentucky <sup>(2025-2025)</sup>	2	1	1	0	.500	11	8	1-0	0-0	0-1
Lafayette <sup>(2025-2025)</sup>	1	1	0	0	1.000	11	3	1-0	0-0	0-0
Liberty <sup>(2022-2024)</sup>	4	3	1	0	.750	17	12	2-0	0-1	1-0
Long Island <sup>(2022-2022)</sup>	1	1	0	0	1.000	8	0	0-0	0-0	1-0
Longwood <sup>(2024-2024)</sup>	1	1	0	0	1.000	9	1	1-0	0-0	0-0
Louisiana <sup>(2022-2022)</sup>	1	1	0	0	1.000	8	0	1-0	0-0	0-0
Louisville <sup>(2021-2024)</sup>	10	8	2	0	.800	51	26	2-1	6-1	0-0
Marshall <sup>(2025-2025)</sup>	2	2	0	0	1.000	16	3	2-0	0-0	0-0
Maryland <sup>(2021-2021)</sup>	2	2	0	0	1.000	26	3	2-0	0-0	0-0
Mercer <sup>(2022-2024)</sup>	3	3	0	0	1.000	28	2	3-0	0-0	0-0
Miami (Ohio) <sup>(2024-2024)</sup>	1	1	0	0	1.000	10	1	1-0	0-0	0-0
Michigan State <sup>(2021-2023)</sup>	4	4	0	0	1.000	22	6	2-0	0-0	2-0
Minnesota <sup>(2024-2024)</sup>	2	1	1	0	.500	6	6	1-1	0-0	0-0
Mississippi State <sup>(2024-2024)</sup>	1	0	1	0	.000	3	6	0-0	0-0	0-1
Missouri <sup>(2024-2025)</sup>	2	0	2	0	.000	7	14	0-0	0-0	0-2
Missouri State <sup>(2024-2025)</sup>	2	2	0	0	1.000	25	0	0-0	0-0	2-0
Morgan State <sup>(2020-2020)</sup>	1	1	0	0	1.000	6	3	0-0	0-0	1-0
North Carolina <sup>(2021-2025)</sup>	14	13	1	0	.929	99	24	9-1	3-0	1-0
NC State <sup>(2021-2025)</sup>	13	11	2	0	.846	92	51	6-1	5-1	0-0
North Florida <sup>(2021-2021)</sup>	1	1	0	0	1.000	4	3	0-0	1-0	0-0
Northwestern <sup>(2022-2025)</sup>	4	3	1	0	.750	19	11	3-0	0-0	0-1
Notre Dame <sup>(2022-2024)</sup>	7	5	2	0	.714	36	27	2-1	2-1	1-0
Oakland <sup>(2020-2020)</sup>	1	0	1	0	.000	2	4	0-0	0-0	0-1
Ohio State <sup>(2023-2025)</sup>	3	3	0	0	1.000	26	4	2-0	0-0	1-0
Oklahoma <sup>(2023-2023)</sup>	2	0	2	0	.000	9	17	0-0	0-2	0-0
Oklahoma State <sup>(2022-2022)</sup>	2	0	2	0	.000	1	7	0-0	0-2	0-0
Ole Miss <sup>(2024-2025)</sup>	3	2	1	0	.667	16	4	2-0	0-0	0-1
Oregon <sup>(2024-2024)</sup>	1	1	0	0	1.000	3	2	0-0	0-0	1-0
Pittsburgh <sup>(2020-2023)</sup>	9	8	1	0	.889	60	23	5-1	3-0	0-0
Presbyterian College <sup>(2020-2020)</sup>	1	1	0	0	1.000	5	0	1-0	0-0	0-0
Southeastern Louisiana <sup>(2024-2024)</sup>	2	0	2	0	.000	4	12	0-0	0-0	0-2
South Carolina <sup>(2021-2025)</sup>	9	7	2	0	.778	44	19	3-1	4-1	0-0
St. Francis <sup>(2022-2022)</sup>	1	1	0	0	1.000	2	0	1-0	0-0	0-0
St. John's <sup>(2020-2021)</sup>	2	2	0	0	1.000	25	11	0-0	0-0	2-0
Stanford <sup>(2025-2025)</sup>	3	2	1	0	.667	15	22	0-0	2-1	0-0
Stetson <sup>(2020-2020)</sup>	1	1	0	0	1.000	8	6	0-0	0-0	1-0
Syracuse <sup>(2021-2025)</sup>	13	12	1	0	.923	103	19	3-0	9-1	0-0
Tennessee <sup>(2022-2025)</sup>	4	2	2	0	.500	9	9	0-1	1-0	1-1
Texas <sup>(2022-2025)</sup>	4	1	3	0	.250	17	21	0-0	1-2	0-1
Texas Tech <sup>(2022-2022)</sup>	1	1	0	0	1.000	8	0	0-0	0-0	1-0
Troy <sup>(2020-2021)</sup>	3	3	0	0	1.000	22	3	0-0	0-0	3-0
UCF <sup>(2020-2025)</sup>	2	0	2	0	.000	4	14	0-0	0-1	0-1
UConn <sup>(2024-2024)</sup>	1	1	0	0	1.000	3	2	1-0	0-0	0-0
UC San Diego <sup>(2024-2024)</sup>	1	1	0	0	1.000	6	4	0-0	0-0	1-0
UIC <sup>(2023-2023)</sup>	1	1	0	0	1.000	9	2	0-0	0-0	1-0
UNCG <sup>(2020-2023)</sup>	4	3	1	0	.750	28	6	3-0	0-1	0-0
UNCW <sup>(2022-2022)</sup>	1	1	0	0	1.000	9	0	1-0	0-0	0-0
USC Upstate <sup>(2024-2025)</sup>	2	2	0	0	1.000	18	2	1-0	0-0	1-0
USF <sup>(2023-2023)</sup>	1	1	0	0	1.000	6	0	0-0	1-0	0-0
Villanova <sup>(2020-2025)</sup>	2	1	1	0	.500	2	2	1-0	0-0	0-1
Virginia <sup>(2020-2025)</sup>	15	13	2	0	.867	85	37	6-0	5-2	2-0
Virginia Tech <sup>(2021-2025)</sup>	12	5	7	0	.417	38	50	1-5	1-2	3-0
Washington <sup>(2022-2022)</sup>	1	1	0	0	1.000	2	0	0-0	0-0	1-0
Western Carolina <sup>(2020-2020)</sup>	2	1	1	0	.500	8	2	1-1	0-0	0-0
Wichita State <sup>(2024-2024)</sup>	1	1	0	0	1.000	7	0	0-0	0-0	1-0
Winthrop <sup>(2021-2025)</sup>	6	6	0	0	1.000	33	3	6-0	0-0	0-0
Wisconsin <sup>(2022-2022)</sup>	1	0	1	0	.000	1	2	0-0	0-0	0-1
<b>Totals<sup>(2020-2025)</sup></b>	<b>315</b>	<b>237</b>	<b>78</b>	<b>0</b>	<b>.752</b>	<b>1,859</b>	<b>805</b>	<b>134-28</b>	<b>65-30</b>	<b>38-20</b>

<sup>^</sup> - Runs

# RESULTS BY DATE

FEBRUARY					
Day	W-L	Win %	Home	Away	Neutral
1					
2					
3					
4					
5					
6	1-1	.500			1-1
7	1-2	.334		0-1	1-1
8	2-2	.500		0-1	2-1
9	4-0	1.000		1-0	3-0
10	4-0	1.000			4-0
11	3-2	.600			3-2
12	5-1	.833	1-1	2-0	2-0
13	0-2	.000			0-2
14	3-1	.750	1-0		2-1
15	2-1	.667	2-0		0-1
16	2-0	1.000	1-0		1-0
17	2-1	.666	1-0		1-1
18	5-1	.833	4-0	0-1	1-0
19	1-4	.200	1-2		0-2
20	2-0	.1000		1-0	1-0
21	7-1	.875	3-0	3-0	1-1
22	2-1	.667	1-0		1-1
23	5-0	1.000	2-0	2-0	1-0
24	3-0	1.000	2-0		1-0
25	4-1	.800	3-0		1-1
26	5-0	1.000	4-0		1-0
27	2-0	1.000	2-0		
28	4-1	.750	4-0	0-1	
29	1-0	1.000	1-0		
Totals	70-22	.761	33-3	9-4	28-15

MARCH					
Day	W-L	Win %	Home	Away	Neutral
1	5-0	1.000	5-0		
2	2-1	.667	2-1		
3	1-0	1.000	1-0		
4	5-1	.833	5-1		
5	4-2	.667	3-2	1-0	
6	3-1	.750	1-1	2-0	
7	4-1	.800	3-1	1-0	
8	2-2	.500	2-2		
9	2-1	.667	2-1		
10	4-0	1.000	4-0		

11	2-0	1.000	2-0		
12	2-0	1.000	2-0		
13	5-0	1.000	5-0		
14	2-0	1.000	2-0		
15	3-1	.750	3-1		
16	2-0	1.000	2-0		
17	1-0	1.000	1-0		
18	2-1	.667	2-0	0-1	
19	4-0	1.000	1-0	3-0	
20	2-2	.500	0-1	2-1	
21	2-0	1.000		2-0	
22	1-1	.500		1-1	
23	2-1	.667		2-1	
24	1-1	.500		1-1	
25	2-1	.667	1-0	1-1	
26	2-2	.500	1-2	1-0	
27	1-1	.500	1-1		
28	4-0	1.000	4-0		
29	2-1	.667	2-1		
30	2-0	1.000	2-0		
31	2-0	1.000		2-0	
Totals	78-21	.788	59-15	19-6	0-0

APRIL					
Day	W-L	Win %	Home	Away	Neutral
1	3-0	1.000	2-0	1-0	
2	4-1	.800	2-1	2-0	
3	2-0	1.000	1-0	1-0	
4	1-0	1.000		1-0	
5	1-1	.500	1-0	0-1	
6	4-2	.667	2-2	2-0	
7	2-1	.666	0-1	2-0	
8	1-0	1.000		1-0	
9	3-0	1.000	1-0	2-0	
10	1-0	1.000		1-0	
11	2-0	1.000		2-0	
12	2-1	.667	0-1	2-0	
13	3-1	.750	2-1	1-0	
14	2-1	.667	1-1	1-0	
15	2-1	.667	1-1	1-0	
16	3-1	.750	3-0	0-1	
17	3-0	1.000	3-0		
18	3-0	1.000	3-0		
19	1-1	.500	0-1	1-0	
20	1-0	1.000		1-0	

21	2-2	.500	1-0	1-2	
22	2-1	.667	1-0	1-1	
23	3-1	.750	3-0	0-1	
24					
25	3-0	1.000	2-0	1-0	
26	2-1	.667		2-1	
27	2-1	.667	1-0	1-1	
28	1-1	.500		1-1	
29	1-1	.500	1-0	0-1	
30	2-0	1.000	1-0	1-0	
Totals	62-19	.765	32-9	30-10	0-0

MAY					
Day	W-L	Win %	Home	Away	Neutral
1	1-0	1.000	1-0		
2					
3					
4					
5					
6					
7	1-0	1.000		1-0	
8	2-1	.667		1-1	1-0
9	3-0	1.000		1-0	2-0
10	1-1	.500			1-1
11	1-0	1.000			1-0
12	1-1	.500			1-1
13	2-0	1.000			2-0
14	1-1	.500			1-1
15	0-1	.000			0-1
16	1-0	1.000	1-0		
17	1-1	.500	1-0		0-1
18	2-1	.667	1-0		1-1
19	1-0	1.000	1-0		
20	2-0	1.000	2-0		
21	3-1	.750	2-1		1-0
22	3-1	.750	1-0	1-1	1-0
23	0-2	.000		0-2	
24	0-1	.000		0-1	
25					
26	0-2	.000		0-2	
27	0-2	.000		0-2	
28					
29					
30					
31					
Totals	26-16	.619	10-1	4-9	12-6

ALL-TIME BY DAY							
YEAR	MONDAY	TUESDAY	WEDNESDAY	THURSDAY	FRIDAY	SATURDAY	SUNDAY
2020	0-0	1-1	4-1	0-0	5-2	5-3	4-1
2021	0-0	2-0	1-0	3-0	13-4	15-3	10-1
2022	1-0	3-0	6-1	4-2	10-6	11-5	7-3
2023	0-0	5-0	5-1	3-2	11-4	15-3	10-2
2024	0-0	2-2	4-2	4-1	6-5	12-5	7-4
2025	0-0	5-1	5-0	4-3	14-3	10-6	10-1
Totals	1-0	18-4	25-5	18-8	59-24	68-25	48-12

## McWHORTER ATTENDANCE TOP 20

Rk	Opponent	Date	Attendance
1.	Miami (Ohio)	2/24/24	2,175
2.	Auburn <sup>(1)*</sup>	5/21/23	2,166
3.	Auburn*	5/20/23	2,166
4.	UNC Greensboro*	5/19/23	2,166
5.	Auburn <sup>(2)*</sup>	5/21/23	2,137
6.	Kentucky*	5/18/25	2,116
7.	Northwestern*	5/17/25	2,116
8.	USC Upstate*	5/16/25	2,116
9.	Duke	4/13/24	2,116
10.	Boston College	3/30/24	2,116
11.	UConn	2/24/24	2,116
12.	UNC Greensboro	3/11/23	2,116
13.	Ohio State	2/18/23	2,116
14.	Northwestern	2/18/23	2,116
15.	Jacksonville	3/11/23	2,087
16.	Ole Miss	2/23/24	2,049
17.	Duke	3/8/25	2,021
18.	South Carolina	3/28/23	2,017
19.	South Carolina	4/15/25	2,003
20.	Virginia <sup>(2)</sup>	3/18/23	2,003

\*Regional Game

# MISCELLANEOUS RESULTS

## RUN-RULE VICTORIES

Date	Opponent	Innings	Score
2/12/20	Western Carolina	5	8-0
2/15/20	Maryland	5	21-2
2/21/20	vs. Troy	5	10-1
3/1/20	Virginia	6	12-3
3/4/20	Charlotte	5	11-2
3/6/20	Pittsburgh	5	9-1
2/12/21	vs. Illinois State	5	11-0
2/27/21	Elon	5	10-0
2/28/21	Elon	5	8-0
3/5/21	at Virginia	5	9-1
3/12/21	Furman	6	8-0
4/2/21	North Carolina	5	12-1
4/3/21	North Carolina	6	9-1
4/13/21	Winthrop	5	9-0
4/17/21	Boston College	6	10-2
5/9/21	at Syracuse	5	19-2
5/21/21	vs. Troy	5	8-0
2/10/22	at FGCU	5	11-0
2/11/22	vs. Kent State	5	8-0
2/12/22	vs. Long Island	6	8-0
2/17/22	vs. Texas Tech	5	8-0
2/25/22	Boston University	5	8-0
3/15/22	Winthrop	5	8-0
3/19/22	at Duke	5	10-2
3/26/22	Louisville	5	8-0
4/3/22	at North Carolina	5	12-4
4/6/22	Furman <sup>2</sup>	5	8-0
4/8/22	at Pittsburgh	5	8-0
4/10/22	at Pittsburgh	5	11-3
5/20/22	UNCW	5	9-0
5/22/22	Louisiana	5	8-0
2/9/23	at FIU	5	10-1
2/11/23	vs. Georgia State	6	11-3
2/17/23	Northwestern	5	15-2
2/19/23	Ohio State	5	10-0
2/26/23	vs. Michigan State	5	8-0
3/1/23	Gardner-Webb <sup>1</sup>	5	8-0
3/4/23	Syracuse	5	8-0
3/8/23	Mercer	5	18-0
3/10/23	Bryant	5	10-1
3/11/23	Jacksonville	5	9-0
3/15/23	Charlotte	5	9-1
3/24/23	at Georgia Tech	5	9-1
3/26/23	at Georgia Tech	5	13-0
3/28/23	South Carolina	5	10-0
4/2/23	at Boston College	5	8-0
4/23/23	Pittsburgh	6	11-2
5/19/23	UNCG	5	17-2
2/8/24	vs. Missouri State	5	12-0
2/23/24	Ole Miss	6	9-1
2/24/24	Miami (OH)	5	10-1
3/2/24	NC State	5	8-0
3/9/24	Longwood	6	9-1
3/13/24	Gardner-Webb	5	8-0
3/17/24	North Carolina	5	9-1
3/28/24	Boston College	5	10-2
3/30/24	Boston College	5	10-0
4/6/24	at Syracuse	5	13-2
4/7/24	at Syracuse <sup>1</sup>	6	10-1
5/18/24	vs. USC Upstate	6	8-0
2/8/25	vs. Georgia State	6	10-1
2/16/25	vs. Ohio State	6	11-3
2/23/25	Marshall	5	8-0
2/28/25	Lafayette	6	11-3
3/2/25	Indiana	6	8-0
3/4/25	Furman	5	12-0
3/5/25	Charleston Southern <sup>2</sup>	5	12-0
3/7/25	Duke	5	12-4
3/16/25	North Carolina	6	10-2
3/19/25	at Fordham	5	14-1
3/22/25	at Syracuse	5	10-0
3/23/25	at Syracuse	5	15-0
3/29/25	California <sup>2</sup>	5	14-4
4/1/25	Gardner-Webb	5	11-3
4/11/25	at NC State	5	17-3
4/26/25	at Georgia Tech	5	19-0

## WALK-OFF VICTORIES

2020							
Date	Opponent	Final	Outs	Count	Batter	Run Scorer(s)	Notes
2-12	Western Carolina	<sup>(5)</sup> 8-0	0	1-1	Grace Mattimore	Bailey Taylor	Mattimore singled to score Taylor
2-28	* Virginia	<sup>(7)</sup> 8-7	2	3-0	Valerie Cagle	Valerie Cagle	Cagle hit a solo homer
3-1	* Virginia	<sup>(6)</sup> 12-3	2	2-2	Valerie Cagle	Cammy Pereira Grace Mattimore Valerie Cagle	Cagle hit a three-run homer
2021							
Date	Opponent	Final	Outs	Count	Batter	Run Scorer(s)	Notes
2-27	Elon <sup>(2)</sup>	<sup>(5)</sup> 10-0	2	0-0	Marissa Guimbarda	McKenzie Clark Valerie Cagle Marissa Guimbarda	Guimbarda hit three-run homer
2-28	Elon	<sup>(5)</sup> 8-0	0	1-1	Morgan Johnson	Cammy Pereira Morgan Johnson	Johnson hit two-run homer
3-12	Furman	<sup>(6)</sup> 8-0	1	1-1	Marissa Guimbarda	Valerie Cagle Marissa Guimbarda	Guimbarda hit two-run homer
4-3	* North Carolina	<sup>(6)</sup> 9-1	1	1-1	Valerie Cagle	McKenzie Clark	Cagle doubled to score Clark
4-13	Winthrop	<sup>(5)</sup> 9-0	1	0-2	Morgan Johnson	McKenzie Clark Morgan Johnson	Johnson hit two-run homer
4-17	* Boston College <sup>(1)</sup>	<sup>(6)</sup> 10-2	2	2-0	McKenzie Clark	Morgan Johnson	Clark hit sac fly to score Johnson
4-17	* Boston College <sup>(2)</sup>	<sup>(9)</sup> 4-3	0	0-0	McKenzie Clark	Jaden Cheek	Clark singled, Cheek advanced to third & scored on throwing error
4-23	* NC State <sup>(2)</sup>	<sup>(7)</sup> 4-3	1	0-2	Marissa Guimbarda	Valerie Cagle	Guimbarda doubled to score Cagle
4-25	* NC State	<sup>(7)</sup> 4-3	2	0-0	Casey Bigham	Ansley Gilstrap	Bigham singled to score Gilstrap
5-21	Troy	<sup>(5)</sup> 8-0	0	0-0	Valerie Cagle	Ansley Gilstrap Valerie Cagle	Cagle hit two-run homer
2022							
Date	Opponent	Final	Outs	Count	Batter	Run Scorer(s)	Notes
2-11	Kent State	<sup>(5)</sup> 8-0	1	0-0	Cammy Pereira	Abi Stuart Marissa Guimbarda	Pereira doubled to score Stuart, Guimbarda advanced to third & scored on throwing error
2-12	LIU	<sup>(5)</sup> 8-0	2	2-2	Valerie Cagle	Sam Russ Valerie Cagle	Cagle hit two-run homer
2-17	Texas Tech	<sup>(5)</sup> 8-0	2	1-0	JoJo Hyatt	Arielle Oda Cammy Pereira Madison May	Hyatt tripled to score Oda, Pereira & May
2-18	Tennessee	<sup>(9)</sup> 4-3	2	0-0	McKenzie Clark	Maddie Moore	Clark reached on FC that turned into an error, Moore scored on additional throwing error
2-25	Boston University	<sup>(5)</sup> 8-0	1	1-1	Alia Logoleo	Cammy Pereira Alia Logoleo	Logoleo hit two-run homer
3-13	Liberty	<sup>(8)</sup> 5-4	2	0-0	Kyah Keller	Ansley Houston Cammy Pereira	Keller singled to score Houston & Pereira
3-14	Liberty	<sup>(8)</sup> 1-0	2	1-2	Alia Logoleo	Ansley Houston	Logoleo reached on an error, Houston scored
3-26	* Louisville	<sup>(5)</sup> 8-0	2	0-1	Aby Vieira	Carlee Shannon	Vieira singled to score Shannon
4-6	Furman	<sup>(7)</sup> 3-2	2	2-2	Marissa Guimbarda	Valerie Cagle Marissa Guimbarda	Guimbarda hit two-run homer
4-14	* Notre Dame	<sup>(7)</sup> 3-2	2	1-2	Valerie Cagle	Jaden Cheek	Cagle reached on FC, Cheek scored on fielding error
4-16	* Notre Dame	<sup>(7)</sup> 2-1	2	2-2	Cammy Pereira	Ansley Houston	Pereira singled to score Houston
5-1	* Georgia Tech	<sup>(8)</sup> 3-2	1	0-0	Maddie Moore	Alia Logoleo	Moore singled to score Logoleo
2023							
Date	Opponent	Final	Outs	Count	Batter	Run Scorer(s)	Notes
2-11	Georgia State	<sup>(6)</sup> 11-3	1	1-1	JoJo Hyatt	Alia Logoleo Kyah Keller Ally Miklesh	Hyatt doubled to score Logoleo, Keller & Miklesh
3-15	Charlotte	<sup>(5)</sup> 9-1	1	0-1	Arielle Oda	Aby Vieira Arielle Oda	Oda hit two-run homer
4-21	* Pittsburgh	<sup>(7)</sup> 3-2	1	0-0	JoJo Hyatt	Valerie Cagle	Hyatt reached on FC sac bunt, Cagle scored
4-23	* Pittsburgh	<sup>(6)</sup> 11-2	1	0-1	Alia Logoleo	Ally Miklesh Caroline Jacobsen Alia Logoleo	Logoleo hit three-run homer
5-11	North Carolina	<sup>(8)</sup> 2-1	0	N/A	N/A	Ally Miklesh	Miklesh scored on a wild pitch
2024							
Date	Opponent	Final	Outs	Count	Batter	Run Scorer(s)	Notes
2-23	Ole Miss	<sup>(6)</sup> 9-1	1	2-2	Aby Vieira	McKenzie Clark Julia Bomhardt	Vieira doubled to score Clark & Bomhardt
2-24	Miami (OH)	<sup>(5)</sup> 10-1	1	0-0	Valerie Cagle	Alex Brown McKenzie Clark Valerie Cagle	Cagle hit three-run homer
2-24	UConn	<sup>(8)</sup> 3-2	2	3-2	Lindsey Garcia	Maddie Moore	Garcia singled to score Moore
3-7	Minnesota	<sup>(7)</sup> 3-1	1	1-0	McKenzie Clark	Grace Hiller McKenzie Clark	Clark hit two-run homer
3-9	Longwood	<sup>(6)</sup> 9-1	1	2-0	Valerie Cagle	Alex Brown Valerie Cagle	Cagle hit two-run homer
3-13	Gardner-Webb	<sup>(5)</sup> 8-0	2	0-1	Alia Logoleo	McKenzie Clark	Logoleo reached on fielding error, Clark scored
3-30	* Boston College	<sup>(5)</sup> 10-0	2	0-2	Valerie Cagle	Kennedy Ariail McKenzie Clark Valerie Cagle	Cagle hit three-run homer
2025							
Date	Opponent	Final	Outs	Count	Batter	Run Scorer(s)	Notes
2-8	Georgia State	<sup>(6)</sup> 10-1	1	0-0	Sam Minish	Kennedy Ariail Marian Collins	Minish doubled to score Ariail & Collins

# MISCELLANEOUS RESULTS

## RUN-RULE VICTORIES

5/16/25 USC Upstate 5 10-2

## RUN-RULE LOSSES

Date	Opponent	Innings	Score
2/7/20	vs. Duke	5	0-11
2/8/20	at UCF	5	0-8
2/19/21	Virginia Tech	5	0-9
4/5/25	at Stanford	5	1-11

## EXTRA-INNING VICTORIES

Date	Opponent	Innings	Score
2/22/20	Stetson	8	8-6
3/19/21	at Louisville	11	4-0
4/17/21	Boston College	9	4-3
2/18/22	vs. Tennessee	9	4-3
3/13/22	Liberty	8	5-4
3/14/22	Liberty	8	1-0
5/1/22	Georgia Tech	8	3-2
4/14/23	at NC State	8	4-1
5/11/23	vs. North Carolina	8	2-1
2/24/24	UConn	8	3-2
4/19/24	at Notre Dame	10	8-5
2/21/25	Villanova	8	1-0
4/13/25	South Carolina	9	2-1
4/22/25	at Tennessee	9	4-3
5/17/25	Northwestern	9	1-0

## EXTRA-INNING LOSSES

Date	Opponent	Innings	Score
2/19/22	vs. Wisconsin	8	1-2
3/27/22	Louisville	8	2-4
5/27/23	at Oklahoma	9	7-8
2/28/24	at Georgia	8	1-2
3/5/24	Tennessee	9	1-2
3/7/24	Minnesota <sup>1</sup>	9	3-5
3/20/24	South Carolina	12	4-6
5/10/24	at Duke	10	3-4
2/15/25	vs. UCF	8	4-6
5/23/25	at Texas	10	5-7

## WALK-OFF VICTORIES

### 2025 Continued

Date	Opponent	Final	Outs	Count	Batter	Run Scorer(s)	Notes
2-16	Ohio State	<sup>(6)</sup> 11-3	0	1-1	Julia Knowler	Alex Brown Maddie Moore Julia Knowler	Knowler hit three-run homer
2-21	Villanova	<sup>(8)</sup> 1-0	0	1-0	Julia Knowler	Maddie Moore	Knowler singled to score Moore
2-23	Marshall	<sup>(5)</sup> 8-0	2	0-0	Julia Knowler	Maddie Moore	Knowler singled to score Moore
2-28	Lafayette	<sup>(6)</sup> 11-3	0	1-0	Haylee Whitesides	Kylee Johnson	Whitesides hit sac fly to score Johnson
3-2	Indiana	<sup>(6)</sup> 8-0	0	3-2	Julia Knowler	Alex Brown	Knowler singled to score Brown
3-16	* North Carolina	<sup>(6)</sup> 10-2	2	0-0	Maddie Moore	Jamison Brockenbrough	Moore singled to score Brockenbrough
3-29	* California <sup>(1)</sup>	<sup>(7)</sup> 2-1	2	1-1	Macey Cintron	Jamison Brockenbrough Alex Brown	Cintron singled to score Brockenbrough & Brown
3-29	* California <sup>(2)</sup>	<sup>(5)</sup> 14-4	0	2-1	Julia Knowler	Alex Brown Maddie Moore Julia Knowler	Knowler hit three-run homer
4-13	South Carolina	<sup>(9)</sup> 2-1	0	1-2	Marian Collins	Marian Collins	Collins hit a solo homer
5-16	USC Upstate	<sup>(5)</sup> 10-2	1	0-0	Taylor Pipkins	Marian Collins	Pipkins doubled to score Collins

\* - ACC regular-season game; **Bold** denotes a Clemson home game

# MISCELLANEOUS RESULTS

## HIGHEST RUN MARGIN VICTORY

No.	Opponent	Date	Score	Run
1.	at Georgia Tech	4/26/25	19-0 <sup>(5)</sup>	19
	Maryland	2/15/20	21-2 <sup>(5)</sup>	19
3.	Mercer	3/8/23	18-0 <sup>(5)</sup>	18
4.	at Syracuse	5/9/21	19-2 <sup>(5)</sup>	17
5.	at Syracuse	3/23/25	15-0 <sup>(5)</sup>	15
	UNCG	5/19/23	17-2 <sup>(5)</sup>	15
7.	at NC State	4/11/25	17-3 <sup>(5)</sup>	14
8.	at Fordham	3/19/25	14-1 <sup>(5)</sup>	13
	vs. Missouri State	2/9/25	13-0 <sup>(7)</sup>	13
	at Georgia Tech	3/26/23	13-0 <sup>(5)</sup>	13
	Northwestern	2/17/23	15-2 <sup>(5)</sup>	13

\*Total of 27 games with double-digit point spread

## HIGHEST RUN MARGIN LOSS

No.	Opponent	Date	Score	Run
1.	vs. Duke	2/7/20	0-11 <sup>(5)</sup>	11
2.	at Stanford	4/5/25	1-11 <sup>(5)</sup>	10
3.	Virginia Tech	2/19/21	0-9 <sup>(5)</sup>	9
4.	vs. UCF	2/8/20	0-8 <sup>(5)</sup>	8
5.	at Oklahoma	5/26/23	2-9 <sup>(7)</sup>	7
	Florida State	4/6/23	0-7 <sup>(7)</sup>	7
	vs. Northwestern	2/19/22	0-7 <sup>(7)</sup>	7
8.	at South Carolina	3/25/25	0-6 <sup>(7)</sup>	6
	at Florida State	4/23/22	0-6 <sup>(7)</sup>	6
	at Duke	3/20/22	1-7 <sup>(7)</sup>	6
	at Alabama	5/22/21	0-6 <sup>(7)</sup>	6
	Pittsburgh	3/8/20	2-8 <sup>(7)</sup>	6

## COMEBACK WINS

### 2020

Date	Opponent	V/H	LDS	LTS	Go-Ahead Play Details	SBP	SAP	Final
2-7	St. John's	H	<sup>(M2)</sup> 0-1	<sup>(M2)</sup> 0-1	Hannah Goodwin three-run homer	<sup>(5)</sup> 1-1	4-1	<sup>(7)</sup> 6-2
2-9	St. John's	V	<sup>(E5)</sup> 4-9	<sup>(E6)</sup> 7-9	Marissa Guimbarda RBI single	<sup>(7)</sup> 9-9	10-9	19-9
2-14	Maryland	H	<sup>(M4)</sup> 0-1	<sup>(M4)</sup> 0-1	Alia Logoleo RBI triple	<sup>(4)</sup> 1-1	2-1	5-1
2-15	Michigan State	H	<sup>(M6)</sup> 0-1	<sup>(M6)</sup> 0-1	Marissa Guimbarda two-run homer	<sup>(6)</sup> 0-1	2-1	2-1
2-21	Troy	H	<sup>(M1)</sup> 0-1	<sup>(M1)</sup> 0-1	Marissa Guimbarda two-run homer	<sup>(1)</sup> 1-1	3-1	<sup>(5)</sup> 10-1
2-22	Stetson	V	<sup>(E2)</sup> 1-4	<sup>(E2)</sup> 1-4	Hannah Goodwin two-run homer	<sup>(8)</sup> 5-5	7-5	<sup>(8)</sup> 8-6
2-26	Georgia	H	<sup>(M4)</sup> 0-1	<sup>(M4)</sup> 0-1	MK Bonamy two-RBI single	<sup>(4)</sup> 1-1	3-1	4-1
2-28	* Virginia	H	<sup>(M5)</sup> 4-7	<sup>(M6)</sup> 5-7	^ Valerie Cagle solo homer	<sup>(7)</sup> 7-7	8-7	8-7
3-1	* Virginia	H	<sup>(M2)</sup> 0-1	<sup>(M2)</sup> 0-1	MK Bonamy three-run homer	<sup>(3)</sup> 1-1	4-1	<sup>(6)</sup> 12-3
3-4	Charlotte	H	<sup>(M4)</sup> 1-2	<sup>(M4)</sup> 1-2	MK Bonamy RBI single	<sup>(6)</sup> 2-2	3-2	5-2
3-7	* Pitt	H	<sup>(M4)</sup> 0-2	<sup>(M4)</sup> 0-2	MK Bonamy two-run homer	<sup>(4)</sup> 1-2	3-2	7-2

### 2021

Date	Opponent	V/H	LDS	LTS	Go-Ahead Play Details	SBP	SAP	Final
2-12	North Florida	V	<sup>(E6)</sup> 2-3	<sup>(E6)</sup> 2-3	Valerie Cagle two-run homer	<sup>(7)</sup> 2-3	4-3	4-3
3-6	* Virginia <sup>(1)</sup>	V	<sup>(E4)</sup> 0-2	<sup>(E5)</sup> 1-2	Grace Mattimore two-RBI double	<sup>(6)</sup> 2-2	4-2	5-3
3-6	* Virginia <sup>(2)</sup>	V	<sup>(E5)</sup> 0-2	<sup>(E5)</sup> 0-2	Morgan Johnson three-run homer	<sup>(6)</sup> 0-2	3-2	4-2
3-7	* Virginia	V	<sup>(E2)</sup> 0-1	<sup>(E2)</sup> 0-1	Ansley Gilstrap RBI single	<sup>(3)</sup> 1-1	2-1	8-1
3-28	* Duke	H	<sup>(M3)</sup> 0-1	<sup>(M3)</sup> 0-1	Marissa Guimbarda two-RBI double	<sup>(3)</sup> 0-1	2-1	4-2
4-17	* Boston College	H	<sup>(M6)</sup> 1-3	<sup>(M6)</sup> 1-3	^ Jaden Cheek scored on throwing error	<sup>(9)</sup> 3-3	4-3	<sup>(9)</sup> 4-3
4-25	* NC State <sup>(1)</sup>	H	<sup>(M6)</sup> 0-3	<sup>(M7)</sup> 1-3	^ Casey Bigham RBI single	<sup>(7)</sup> 3-3	4-3	4-3
4-25	* NC State <sup>(2)</sup>	H	<sup>(M5)</sup> 1-2	<sup>(M5)</sup> 1-2	Cammy Pereira two-RBI single	<sup>(5)</sup> 2-2	4-2	4-3
5-7	* Syracuse	V	<sup>(E2)</sup> 0-1	<sup>(E2)</sup> 0-1	McKenzie Clark two-run homer	<sup>(3)</sup> 0-1	2-1	4-2
5-8	* Syracuse	V	<sup>(E2)</sup> 0-2	<sup>(E2)</sup> 0-2	JoJo Hyatt RBI double	<sup>(5)</sup> 2-2	3-2	4-2

### 2022

Date	Opponent	V/H	LDS	LTS	Go-Ahead Play Details	SBP	SAP	Final
2-18	Tennessee	H	<sup>(M2)</sup> 0-1	<sup>(M2)</sup> 0-1	^ Cammy Pereira & Alia Logoleo scored on throw	<sup>(9)</sup> 0-1	2-1	<sup>(9)</sup> 4-3
3-13	Liberty	H	<sup>(M6)</sup> 1-3	<sup>(M6)</sup> 3-4	^ Kyah Keller two-RBI single	<sup>(8)</sup> 3-4	5-4	<sup>(8)</sup> 5-4
3-25	* Louisville	H	<sup>(M5)</sup> 1-2	<sup>(M5)</sup> 1-2	Valerie Cagle two-RBI single	<sup>(6)</sup> 2-2	4-2	5-2
4-3	* North Carolina	V	<sup>(E1)</sup> 0-1	<sup>(E1)</sup> 0-1	Alia Logoleo two-run homer	<sup>(2)</sup> 1-1	3-1	<sup>(5)</sup> 12-4
4-6	Furman	H	<sup>(M7)</sup> 1-2	<sup>(M7)</sup> 1-2	^ Marissa Guimbarda two-run homer	<sup>(7)</sup> 1-2	3-2	3-2
4-9	* Pittsburgh	V	<sup>(E6)</sup> 2-4	<sup>(E6)</sup> 2-4	Alia Logoleo three-run homer	<sup>(7)</sup> 3-4	6-4	6-5
4-10	* Pittsburgh	V	<sup>(E2)</sup> 0-1	<sup>(E2)</sup> 0-1	Cammy Pereira three-run homer	<sup>(3)</sup> 0-1	3-1	<sup>(5)</sup> 11-3
4-14	* Notre Dame	H	<sup>(M1)</sup> 0-2	<sup>(M7)</sup> 1-2	^ Jaden Cheek scored on fielding error	<sup>(7)</sup> 2-2	3-2	3-2
4-16	* Notre Dame	H	<sup>(M2)</sup> 0-1	<sup>(M2)</sup> 0-1	^ Cammy Pereira RBI single	<sup>(7)</sup> 1-1	2-1	2-1
4-27	East Tennessee State	H	<sup>(M1)</sup> 0-2	<sup>(M1)</sup> 0-2	Marissa Guimbarda three-run homer	<sup>(1)</sup> 0-2	3-2	6-2
4-29	* Georgia Tech	H	<sup>(M1)</sup> 0-1	<sup>(M1)</sup> 0-1	McKenzie Clark two-run homer	<sup>(1)</sup> 0-1	2-1	4-1
5-12	Notre Dame	V	<sup>(E1)</sup> 0-2	<sup>(E1)</sup> 0-2	Cammy Pereira solo homer	<sup>(5)</sup> 2-2	3-2	7-3

### 2023

Date	Opponent	V/H	LDS	LTS	Go-Ahead Play Details	SBP	SAP	Final
2-11	Kansas City	H	<sup>(M2)</sup> 0-1	<sup>(M2)</sup> 0-1	Reedy Davenport RBI single	<sup>(4)</sup> 1-1	2-1	8-1
2-11	Georgia State	H	<sup>(M2)</sup> 0-1	<sup>(M2)</sup> 0-1	JoJo Hyatt two-RBI single	<sup>(2)</sup> 0-1	2-1	<sup>(6)</sup> 11-3
2-18	Ohio State	H	<sup>(M3)</sup> 0-1	<sup>(M3)</sup> 0-1	Maddie Moore scored on sac bunt	<sup>(3)</sup> 1-1	2-1	5-1
2-24	UIC	H	<sup>(M2)</sup> 0-1	<sup>(M2)</sup> 0-1	Reedy Davenport two-RBI single	<sup>(2)</sup> 1-1	3-1	9-2
3-10	Bryant	H	<sup>(M1)</sup> 0-1	<sup>(M1)</sup> 0-1	Alia Logoleo RBI single	<sup>(1)</sup> 1-1	2-1	<sup>(5)</sup> 10-1
3-31	* Boston College	V	<sup>(E4)</sup> 2-3	<sup>(E4)</sup> 2-3	McKenzie Clark three-run homer	<sup>(6)</sup> 3-3	6-3	7-3
4-11	South Carolina	V	<sup>(E2)</sup> 0-2	<sup>(E6)</sup> 1-2	Valerie Cagle three-run homer	<sup>(7)</sup> 1-2	4-2	4-3
4-14	* NC State	V	<sup>(E4)</sup> 0-1	<sup>(E4)</sup> 0-1	McKenzie Clark RBI single	<sup>(8)</sup> 1-1	2-1	4-1
4-15	* NC State	V	<sup>(E4)</sup> 2-3	<sup>(E4)</sup> 2-3	Caroline Jacobsen three-run homer	<sup>(5)</sup> 2-3	5-3	6-3
4-21	* Pittsburgh	H	<sup>(M7)</sup> 1-2	<sup>(M7)</sup> 1-2	^ JoJo Hyatt RBI sac bunt	<sup>(7)</sup> 2-2	3-2	3-2
4-30	* Virginia Tech	V	<sup>(E4)</sup> 1-4	<sup>(E5)</sup> 2-4	Reedy Davenport two-run homer	<sup>(6)</sup> 3-4	5-4	5-4

### 2024

Date	Opponent	V/H	LDS	LTS	Go-Ahead Play Details	SBP	SAP	Final
2-9	Indiana	V	<sup>(E2)</sup> 0-1	<sup>(E2)</sup> 0-1	Julia Knowler two-RBI double	<sup>(3)</sup> 0-1	2-1	3-2
2-10	Liberty	H	<sup>(M1)</sup> 0-2	<sup>(M1)</sup> 0-2	JoJo Hyatt RBI walk	<sup>(1)</sup> 2-2	3-2	7-3
2-10	Oregon	H	<sup>(M4)</sup> 1-2	<sup>(M4)</sup> 1-2	Maddie Moore RBI single	<sup>(4)</sup> 2-2	3-2	3-2
2-14	UC San Diego	H	<sup>(M2)</sup> 0-1	<sup>(M2)</sup> 0-1	Alex Brown two-RBI single	<sup>(2)</sup> 1-1	3-1	6-4
2-24	UConn	H	<sup>(M7)</sup> 1-2	<sup>(M7)</sup> 1-2	^ Lindsey Garcia RBI single	<sup>(8)</sup> 2-2	3-2	<sup>(8)</sup> 3-2
3-3	* NC State	H	<sup>(M1)</sup> 0-5	<sup>(M4)</sup> 8-9	Maddie Moore two-run homer	<sup>(4)</sup> 9-9	11-9	14-9
3-8	Mercer	H	<sup>(M1)</sup> 0-1	<sup>(M1)</sup> 0-1	Aby Vieira two-RBI single	<sup>(1)</sup> 1-1	3-1	7-2
3-23	* Virginia	V	<sup>(E2)</sup> 0-1	<sup>(E2)</sup> 0-1	Alia Logoleo RBI single	<sup>(3)</sup> 1-1	2-1	5-1
4-19	* Notre Dame	V	<sup>(E4)</sup> 1-2	<sup>(E4)</sup> 1-2	Julia Knowler two-RBI double	<sup>(5)</sup> 1-2	3-2	<sup>(10)</sup> 8-5
4-20	* Notre Dame	V	<sup>(E5)</sup> 3-6	<sup>(E6)</sup> 5-6	McKenzie Clark RBI single	<sup>(7)</sup> 6-6	7-6	11-6
4-26	* Louisville	V	<sup>(E6)</sup> 3-5	<sup>(E6)</sup> 3-5	Alia Logoleo RBI single	<sup>(7)</sup> 5-5	6-5	6-5

### 2025

Date	Opponent	V/H	LDS	LTS	Go-Ahead Play Details	SBP	SAP	Final
2-6	Kansas	H	<sup>(M1)</sup> 0-1	<sup>(M1)</sup> 0-1	Julia Knowler solo homer	<sup>(2)</sup> 1-1	2-1	4-3
2-8	Georgia State	H	<sup>(M4)</sup> 0-1	<sup>(M4)</sup> 0-1	^ Ava Wilson RBI single	<sup>(4)</sup> 1-1	2-1	<sup>(6)</sup> 10-1
2-16	Ohio State	H	<sup>(M1)</sup> 0-3	<sup>(M1)</sup> 0-3	^ Ava Wilson three-run homer	<sup>(1)</sup> 1-3	4-3	<sup>(6)</sup> 11-3
2-18	Charlotte	H	<sup>(M3)</sup> 0-7	<sup>(M4)</sup> 6-8	Jamison Brockenbrough three-run homer	<sup>(4)</sup> 6-8	9-8	14-8
2-21	Elon	H	<sup>(M4)</sup> 0-2	<sup>(M6)</sup> 2-3	Maddie Moore two-RBI single	<sup>(6)</sup> 2-3	4-3	4-3
2-28	Lafayette	H	<sup>(M1)</sup> 0-2	<sup>(M1)</sup> 0-2	^ Jamison Brockenbrough RBI single	<sup>(2)</sup> 2-2	3-2	<sup>(6)</sup> 11-3
2-28	East Carolina	H	<sup>(M3)</sup> 0-1	<sup>(M3)</sup> 0-1	Julia Knowler two-RBI double	<sup>(3)</sup> 0-1	2-1	6-2
3-19	Fordham	V	<sup>(E1)</sup> 0-1	<sup>(E1)</sup> 0-1	Alex Brown RBI single	<sup>(2)</sup> 1-1	2-1	<sup>(5)</sup> 14-1
3-28	* California	H	<sup>(M3)</sup> 0-1	<sup>(M3)</sup> 0-1	Macey Cintron three-run homer	<sup>(5)</sup> 1-1	4-1	5-3
3-29	* California (1)	H	<sup>(M7)</sup> 0-1	<sup>(M3)</sup> 0-1	^ Macey Cintron two-RBI single	<sup>(7)</sup> 0-1	2-1	2-1
4-6	* Stanford	V	<sup>(E4)</sup> 0-2	<sup>(E4)</sup> 0-2	Maddie Moore three-RBI triple	<sup>(4)</sup> 0-2	3-2	7-6
4-12	* NC State	V	<sup>(E5)</sup> 3-4	<sup>(E5)</sup> 3-4	Maddie Moore two-run homer	<sup>(6)</sup> 3-4	5-4	8-7
4-13	* NC State	V	<sup>(E1)</sup> 0-1	<sup>(E1)</sup> 0-1	Taylor Pipkins solo homer	<sup>(4)</sup> 1-1	2-1	8-3
4-15	South Carolina	H	<sup>(M6)</sup> 0-1	<sup>(M6)</sup> 0-1	^ Marian Collins solo homer	<sup>(9)</sup> 1-1	2-1	<sup>(9)</sup> 2-1

# MISCELLANEOUS RESULTS

## WEEKLY RANKINGS

2020

Date	W-L	NFCA	ESPN	D1	SA
3/1	14-7	RV <sup>(10)</sup>	--	--	--
3/8	18-8	RV <sup>(6)</sup>	--	--	--

2021

Date	W-L	NFCA	ESPN	D1	SA
1/26	0-0	RV <sup>(9)</sup>	--	--	--
2/16	2-0	RV <sup>(6)</sup>	RV <sup>(5)</sup>	--	--
2/23	6-2	RV <sup>(25)</sup>	RV <sup>(17)</sup>	--	--
3/2	9-2	RV <sup>(31)</sup>	RV <sup>(24)</sup>	25	--
3/9	13-2	25	RV <sup>(20)</sup>	25	--
3/16	16-2	23	25	25	--
3/23	20-2	23	21	23	--
3/30	22-4	18	19	23	--
4/6	26-4	18	18	20	--
4/13	26-4	17	18	19	--
4/20	32-4	16	16	18	--
4/27	37-4	13	13	15	--
5/4	37-4	13	11	15	--
5/11	40-5	13	10	16	--
5/18	42-6	13	10	17	22
6/10	44-8	18	17	19	22

2022

Date	W-L	NFCA	ESPN	D1	SA
2/7	0-0	15	14	14	14
2/15	3-1	15	12	13	14
2/22	6-3	15	9	13	12
3/1	11-3	14	9	13	11
3/8	12-6	17	15	17	17
3/15	17-6	17	15	18	19
3/22	18-8	16	15	19	21
3/29	21-10	18	16	19	21
4/5	25-10	18	16	19	21
4/12	30-10	16	16	17	14
4/19	33-11	17	17	17	14
4/26	33-14	18	17	18	18
5/3	37-14	18	17	16	17
5/10	37-14	15	15	16	16
5/17	39-15	14	13	16	10
5/24	42-15	14	13	16	8
6/4	42-17	16	14	15	12

2023

Date	W-L	NFCA	ESPN	D1	SA
2/7	0-0	10	10	9	10
2/14	5-0	7	6	6	7
2/21	10-0	5	5	5	4
2/28	15-1	4	4	7	5
3/7	20-1	4	4	7	5
3/14	25-1	4	4	6	5
3/21	29-1	5	5	5	5
3/28	32-1	5	5	5	5
4/4	36-1	4	4	5	5
4/11	37-4	6	7	8	8
4/18	40-5	6	6	6	6
4/26	44-5	6	6	6	5
5/2	45-8	10	8	10	11
5/9	45-8	9	10	10	7
5/16	46-9	10	10	10	7
5/23	49-10	10	10	10	12
6/13	49-12	9	9	9	13

2024

Date	W-L	NFCA	ESPN	D1	SA
2/6	0-0	5	7	7	5
2/13	4-1	8	7	10	6
2/20	6-2	9	9	10	9
2/27	11-2	8	9	11	9
3/5	13-4	10	11	11	10
3/12	17-6	12	14	13	16
3/19	21-6	11	11	11	13
3/26	22-9	16	16	15	21
4/2	24-10	17	17	15	20
4/9	27-11	19	19	19	25
4/16	28-14	21	T-20	21	--

## COMEBACK WINS

2025 Continued

Date	Opponent	V/H	LDS	LTS	Go-Ahead Play Details	SBP	SAP	Final
4-18	* Boston College	H	(M3)0-3	(M4)1-3	Maddie Moore three-run homer	(4)2-3	5-3	8-4
4-22	Tennessee	V	(E4)0-1	(E4)0-1	Sam Minish, Taylor Pipkins & Kylee Johnson scored on error	(5)0-1	3-1	(9)4-3
4-25	* Georgia Tech	V	(E2)0-1	(E2)0-1	Kylee Johnson two-run homer	(4)1-1	3-1	6-2
4-27	* Georgia Tech	V	(E3)0-2	(E3)0-2	Marian Collins RBI double	(6)2-2	3-2	8-2
5-8	Virginia	H	(M6)3-4	(M6)3-4	Taylor Pipkins grand slam	(6)3-4	7-4	7-4
5-9	Virginia Tech	H	(M5)2-9	(M5)2-9	Julia Knowler RBI walk	(6)9-9	10-9	10-9
5-10	Florida State	V	(E6)0-1	(E6)0-6	Kylee Johnson two-run homer	(7)0-1	2-1	2-1
5-16	USC Upstate	H	(M3)1-2	(M3)1-2	Kylee Johnson three-run homer	(9)2-2	5-2	(5)10-2
5-22	Texas	V	(E2)0-1	(E2)0-1	Marian Collins two-RBI double	(3)1-1	3-1	7-4

\* - ACC regular-season game; ^ - walkoff; V/H - Clemson's batting designation; LDS - (Inning)largest deficit score (latest listed if there are ties for largest deficit); LTS - (Inning)latest trailed score; SBP - (Inning)score before play; SAP - score after play; Note: **Bold** denotes a Clemson home game

## WINNING STREAKS

### OVERALL

Rk	WS	First Opponent	Score	Date	Ended By	Score	Date
1.	23	* vs. Michigan State	8-0 <sup>(5)</sup>	2/25/23	Florida State	1-4	4/6/23
2.	19	Duke	4-1	3/27/21	at Syracuse	6-7	5/8/21
3.	17	at Georgia Tech	5-2	2/20/21	Duke	0-2	3/26/21
4.	15	+ vs. Ohio State	11-3 <sup>(6)</sup>	2/16/25	Duke	3-5	3/8/25
5.	14	at FIU	10-1 <sup>(5)</sup>	2/9/23	* vs. Tennessee	0-1	2/25/23
6.	11	at Tennessee	4-3 <sup>(9)</sup>	4/22/25	at Texas	5-7	5/24/25
	11	South Carolina	8-1	3/30/22	Notre Dame	0-4	4/14/22
8.	10	Stetson	8-6 <sup>(8)</sup>	2/22/20	Pittsburgh	2-8	3/8/20
9.	8	at Stanford	7-6	4/6/25	Boston College	2-5	4/19/25
	8	Minnesota <sup>(2)</sup>	3-1	3/7/24	South Carolina	4-6 <sup>(12)</sup>	3/20/24

\*Tampa, Fla.; + Clearwater, Fla.; ^ Pittsburgh, Pa.

### HOME

Rk	WS	First Opponent	Score	Date	Ended By	Score	Date
1.	29	Notre Dame	2-1	4/16/22	Florida State	1-4	4/6/23
2.	21	Duke	4-1	3/27/21	Virginia Tech	1-6	3/4/22
3.	15	Winthrop	4-0	4/16/24	Duke	3-5	3/8/25
4.	13	Western Carolina	8-0	2/12/20	Pittsburgh	2-8	3/8/20
5.	8	California	5-3	3/28/25	Boston College	2-5	4/19/25
	8	Minnesota <sup>(2)</sup>	3-1	3/7/24	South Carolina	4-6 <sup>(12)</sup>	3/20/24
	8	Mercer	3-0	3/9/22	Louisville	2-4 <sup>(8)</sup>	3/27/22
8.	6	Auburn <sup>(2)</sup>	5-1	5/21/23	NC State	1-6	3/2/24
	6	Winthrop	2-0	4/18/23	Auburn <sup>(1)</sup>	2-5	5/21/23
	6	Elon	3-0	2/27/21	Duke	1-3	3/26/21

### AWAY/NEUTRAL

Rk	WS	First Opponent	Score	Date	Ended By	Score	Date
1.	18	& vs. Stetson	8-6 <sup>(8)</sup>	2/22/20	at Syracuse	6-7	5/9/21
2.	12	at Stanford	7-6	4/6/25	at Texas	5-7	5/24/25
3.	10	* vs. Michigan State	8-0 <sup>(5)</sup>	2/26/23	at NC State	5-7	4/16/23
4.	9	at FIU	10-1 <sup>(5)</sup>	2/9/23	* vs. Tennessee	0-1	2/25/23
5.	7	at North Carolina	12-4	4/1/22	at Florida State	4-5	4/21/22
6.	6	at Syracuse	13-2 <sup>(5)</sup>	4/6/24	at Notre Dame	5-6	4/21/24
7.	5	+ vs. Ohio State	11-3 <sup>(6)</sup>	2/16/25	at South Carolina	0-6	3/25/25
8.	4	+ vs. Missouri State	12-0 <sup>(5)</sup>	2/8/24	+ vs. Missouri	1-4	2/11/24

& Kissimmee, Fla.; \* Tampa, Fla.; + Clearwater, Fla.

## WEEKLY RANKINGS

4/23	31-15	22	21	--	--
4/30	33-16	23	22	--	--
5/7	33-16	23	21	--	--
5/14	34-17	23	21	--	--
6/11	35-19	--	24	--	--

2025

Date	W-L	NFCA	ESPN	D1	SA
2/4	0-0	25	RV <sup>(21)</sup>	--	--
2/11	3-2	RV <sup>(14)</sup>	--	--	--
2/18	4-6	RV <sup>(6)</sup>	--	--	--
2/25	9-6	--	--	--	--
3/4	14-6	--	RV <sup>(20)</sup>	--	25
3/11	18-8	--	RV <sup>(16)</sup>	--	--
3/18	21-8	--	RV <sup>(28)</sup>	--	--
3/25	24-9	RV <sup>(1)</sup>	RV <sup>(14)</sup>	23	25
4/1	27-10	RV <sup>(17)</sup>	25	20	21
4/8	30-11	24	21	16	16
4/15	34-11	20	19	15	15
4/22	37-12	19	19	14	15
4/29	41-12	15	16	12	11
5/6	41-12	15	T-14	12	10

## WEEKLY RANKINGS

5/13	44-12	13	13	12	10
6/10	48-14	11	11	9	9

Note: Date refers to the following week

**Bold** denotes final poll.

# INDIVIDUAL CAREER STATS

## BATTING STATS

Player	Year(s)	Avg	G-S	AB	R	H	2B	3B	HR	RBI	SB
Ariail, Kennedy	2024	.167	37-1	6	14	1	0	0	0	1	0
Ariail, Kennedy	2025	.231	52-1	13	23	3	0	0	1	2	0
Ariail, Kennedy	2024-Pres.	.211	89-2	19	37	4	0	0	1	3	0

Player	Year(s)	Avg	G-S	AB	R	H	2B	3B	HR	RBI	SB
Bigham, Casey	2021	.215	48-39	79	9	17	1	0	0	7	3
Bigham, Casey	2021	.215	48-39	79	9	17	1	0	0	7	3

Player	Year(s)	Avg	G-S	AB	R	H	2B	3B	HR	RBI	SB
Bomhardt, Julia	2023	.000	47-0	0	18	0	0	0	0	0	20
Bomhardt, Julia	2024	.000	30-0	0	15	0	0	0	0	0	11
Bomhardt, Julia	2023-24	.000	77	0	33	0	0	0	0	0	31

Player	Year(s)	Avg	G-S	AB	R	H	2B	3B	HR	RBI	SB
Brockenbrough, Jamison	2025	.318	61-60	154	44	49	4	1	2	24	8
Brockenbrough, Jamison	2025-Pres.	.318	61-60	154	44	49	4	1	2	24	8

Player	Year(s)	Avg	G-S	AB	R	H	2B	3B	HR	RBI	SB
Bonamy, MK	2020	.314	27-27	86	18	27	6	0	3	24	3
Bonamy, MK	2020	.314	27-27	86	18	27	6	0	3	24	3

Player	Year(s)	Avg	G-S	AB	R	H	2B	3B	HR	RBI	SB
Brown, Alex	2024	.328	54-54	186	44	61	5	4	4	28	4
Brown, Alex	2025	.413	62-62	196	70	81	13	3	4	35	10
Brown, Alex	2024-25	.372	116-116	382	114	142	18	7	8	63	14

Player	Year(s)	Avg	G-S	AB	R	H	2B	3B	HR	RBI	SB
Burton, Riley	2024	.000	3-0	1	1	0	0	0	0	0	0
Burton, Riley	2025	.000	9-0	0	3	0	0	0	0	0	0
Burton, Riley	2024-Pres.	.000	12-0	1	4	0	0	0	0	0	0

Player	Year(s)	Avg	G-S	AB	R	H	2B	3B	HR	RBI	SB
Cagle, Valerie	2020	.376	27-27	93	26	35	5	0	10	36	1
Cagle, Valerie	2021	.404	52-52	156	43	63	12	1	17	45	4
Cagle, Valerie	2022	.308	59-59	185	34	57	10	1	13	44	0
Cagle, Valerie	2023	.469	61-61	177	50	83	15	1	19	57	5
Cagle, Valerie	2024	.338	44-44	148	27	50	7	3	7	42	1
Cagle, Valerie	2020-24	.379	243-243	759	180	288	49	6	66	224	11

Player	Year(s)	Avg	G-S	AB	R	H	2B	3B	HR	RBI	SB
Caymol, Logan	2020	.000	14-12	2	0	0	0	0	0	0	0
Caymol, Logan	2021	--	2-0	--	--	--	--	--	--	--	--
Caymol, Logan	2020-21	.000	16-12	2	0	0	0	0	0	0	0

Player	Year(s)	Avg	G-S	AB	R	H	2B	3B	HR	RBI	SB
Cheek, Jaden	2021	.100	39-1	10	11	1	0	0	0	0	2
Cheek, Jaden	2022	.000	11-0	0	2	0	0	0	0	0	1
Cheek, Jaden	2021-22	.100	50-1	10	13	1	0	0	0	0	3

Player	Year(s)	Avg	G-S	AB	R	H	2B	3B	HR	RBI	SB
Cintron, Macey	2025	.292	61-61	178	36	52	8	1	14	51	1
Cintron, Macey	2025-Pres.	.292	61-61	178	36	52	8	1	14	51	1

Player	Year(s)	Avg	G-S	AB	R	H	2B	3B	HR	RBI	SB
Clark, McKenzie	2021	.355	52-52	169	47	60	9	6	9	29	23
Clark, McKenzie	2022	.328	59-59	180	42	59	13	2	12	34	29
Clark, McKenzie	2023	.335	61-61	179	56	60	11	1	13	38	11
Clark, McKenzie	2024	.365	54-54	167	53	61	8	4	10	41	6
Clark, McKenzie	2021-24	.345	226-226	695	198	240	41	13	44	142	46

Player	Year(s)	Avg	G-S	AB	R	H	2B	3B	HR	RBI	SB
Collins, Marian	2025	.366	62-62	172	38	63	16	1	11	47	0
Collins, Marian	2025-Pres.	.366	62-62	172	38	63	16	1	11	47	0

Player	Year(s)	Avg	G-S	AB	R	H	2B	3B	HR	RBI	SB
Davenport, Reedy	2023	.299	61-61	144	15	43	6	0	6	34	1
Davenport, Reedy	2023	.299	61-61	144	15	43	6	0	6	34	1

Player	Year(s)	Avg	G-S	AB	R	H	2B	3B	HR	RBI	SB
Fennell, Riley	2025	.429	27-1	7	9	3	1	0	0	1	0
Fennell, Riley	2025-Pres.	.429	27-1	7	9	3	1	0	0	1	0

Player	Year(s)	Avg	G-S	AB	R	H	2B	3B	HR	RBI	SB
Frank, Valerie	2020	.000	2-0	1	1	0	0	0	0	0	0
Frank, Valerie	2020	.000	2-0	1	1	0	0	0	0	0	0

Player	Year(s)	Avg	G-S	AB	R	H	2B	3B	HR	RBI	SB
Garcia, Lindsey	2024	.250	45-41	128	19	32	6	0	5	25	3
Garcia, Lindsey	2024	.250	45-41	128	19	32	6	0	5	25	3

Player	Year(s)	Avg	G-S	AB	R	H	2B	3B	HR	RBI	SB
Gibson, Rachel	2023	.000	4-0	0	2	0	0	0	0	0	0
Gibson, Rachel	2022-23	.000	5-0	0	2	0	0	0	0	0	0

Player	Year(s)	Avg	G-S	AB	R	H	2B	3B	HR	RBI	SB
Gilstrap, Ansley	2021	.292	51-51	144	43	42	6	1	4	21	13
Gilstrap, Ansley	2021	.292	51-51	144	43	42	6	1	4	21	13

Player	Year(s)	Avg	G-S	AB	R	H	2B	3B	HR	RBI	SB
Goodwin, Hannah	2020	.385	26-26	78	15	30	5	0	4	16	1
Goodwin, Hannah	2021	.000	2-1	4	0	0	0	0	0	0	0
Goodwin, Hannah	2022	.000	4-1	6	0	0	0	0	0	0	0
Goodwin, Hannah	2020-22	.341	32-28	88	15	30	5	0	4	16	1

Player	Year(s)	Avg	G-S	AB	R	H	2B	3B	HR	RBI	SB
Guimbarda, Marissa	2020	.355	27-27	76	17	27	4	0	11	31	1
Guimbarda, Marissa	2021	.309	48-48	136	21	42	10	0	13	42	0
Guimbarda, Marissa	2022	.274	59-59	164	19	45	9	0	11	39	1
Guimbarda, Marissa	2020-22	.303	134-134	376	57	114	23	0	35	112	2

Player	Year(s)	Avg	G-S	AB	R	H	2B	3B	HR	RBI	SB
Hiller, Grace	2022										
Hiller, Grace	2023	.000	6-0	2	1	0	0	0	0	1	0
Hiller, Grace	2024	.216	28-18	37	2	8	2	0	1	2	0
Hiller, Grace	2022-24	.205	34-18	39	3	8	2	0	1	3	0

Player	Year(s)	Avg	G-S	AB	R	H	2B	3B	HR	RBI	SB
Houston, Ansley	2021	.000	2-0	1	0	0	0	0	0	0	0
Houston, Ansley	2022	.000	29-0	0	10	0	0	0	0	0	3
Houston, Ansley	2023	.500	46-0	2	16	1	0	0	1	2	4
Houston, Ansley	2021-23	.333	77-0	3	26	1	0	0	1	2	7

Player	Year(s)	Avg	G-S	AB	R	H	2B	3B	HR	RBI	SB
Howell, Sarah	2021	.083	23-1	12	5	1	0	0	0	0	4
Howell, Sarah	2022		Missed season due to injury								
Howell, Sarah	2023	.000	23-0	1	8	0	0	0	0	0	0
Howell, Sarah	2021-23	.077	46-1	13	13	1	0	0	0	0	4

Player	Year(s)	Avg	G-S	AB	R	H	2B	3B	HR	RBI	SB
Hyatt, JoJo	2020	.290	27-27	62	11	18	2	1	0	11	0
Hyatt, JoJo	2021	.223	51-50	94	4	21	1	0	1	10	0
Hyatt, JoJo	2022	.211	29-25	57	1	12	0	1	0	6	0
Hyatt, JoJo	2023	.333	42-39	87	3	29	4	1	0	17	1
Hyatt, JoJo	2024	.091	22-17	33	2	3	0	0	0	2	0
Hyatt, JoJo	2020-24	.249	171-158	334	21	83	7	3	1	46	1

Player	Year(s)	Avg	G-S	AB	R	H	2B	3B	HR	RBI	SB
Jacobsen, Caroline	2023	.309	61-61	178	40	55	15	0	12	50	9
Jacobsen, Caroline	2023	.309	61-61	178	40	55	15	0	12	50	9

Player	Year(s)	Avg	G-S	AB	R	H	2B	3B	HR	RBI	SB
Johnson, Kylee	2024	.216	41-26	74	10	16	3	0	4	10	11
Johnson, Kylee	2025	.214	57-36	117	23	25	2	1	6	19	8
Johnson, Kylee	2024-Pres.	.215	98-62	191	33	41	5	1	10	29	19

Player	Year(s)	Avg	G-S	AB	R	H	2B	3B	HR	RBI	SB
Johnson, Morgan	2020	.083	4-4	12	1	1	0	0	0	2	2
Johnson, Morgan	2021	.350	30-9	40	8	14	3	0	4	16	2
Johnson, Morgan	2022		Missed season due to injury								
Johnson, Morgan	2023	.308	16-0	13	1	4	1	0	0	1	0
Johnson, Morgan	2020-23	.292	50-13	65	10	19	4	0	4	19	4

Player	Year(s)	Avg	G-S	AB	R	H	2B	3B	HR	RBI	SB
Keller, Kyah	2020	.000	5-0	4	1	0	0	0	0	0	0
Keller, Kyah	2021	.256	38-29	90	6	23	2	1	2	17	0
Keller, Kyah	2022	.208	23-19	48	1	10	1	0	0	9	0
Keller, Kyah	2023	.182	21-6	22	4	4	0	0	0	6	0
Keller, Kyah	2020-23	.227	87-54	163	12	37	3	1	2	32	0

Player	Year(s)	Avg	G-S	AB	R	H	2B	3B	HR	RBI	SB
Knowler, Julia	2024	.273	34-34	110	14	30	10	0	5	28	0
Knowler, Julia	2025	.313	61-61	201	31	63	19	0	15	62	0
Knowler, Julia	2024-Pres.	.299	95-95	311	45	93	29	0	20	90	0

Player	Year(s)	Avg	G-S	AB	R	H	2B	3B	HR	RBI	SB
Knowles, Marena	2023	.269	20-4	26	2	7	2	0	0	5	0
Knowles, Marena	2024	.000	2-0	1	0	0	0	0	0	0	0
Knowles, Marena	2023-24	.259	22-4	27	2	7	2	0	0	5	0

# INDIVIDUAL CAREER STATS

Player	Year(s)	Avg	G-S	AB	R	H	2B	3B	HR	RBI	SB
Mattimore, Grace	2020	.333	26-25	66	16	22	10	0	0	12	0
Mattimore, Grace	2021	.253	66-65	91	26	23	3	0	1	11	1
Mattimore, Grace	2022	.111	12-0	9	1	1	1	0	0	0	0
Mattimore, Grace	2020-22	.277	78-65	166	27	46	14	0	1	23	1

Player	Year(s)	Avg	G-S	AB	R	H	2B	3B	HR	RBI	SB
May, Madison	2020	.000	6-4	9	0	0	0	0	0	0	0
May, Madison	2021	.000	1-0	0	0	0	0	0	0	0	0
May, Madison	2022	.200	17-11	25	2	5	2	0	0	4	0
May, Madison	2023	.100	42-28	10	0	1	0	0	0	1	0
May, Madison	2020-23	.136	67-43	44	2	6	2	0	0	5	0

Player	Year(s)	Avg	G-S	AB	R	H	2B	3B	HR	RBI	SB
McCubbin, Brooke	2022	.000	3-1	4	0	0	0	0	0	0	0
McCubbin, Brooke	2023	.000	1-0	1	0	0	0	0	0	0	0
McCubbin, Brooke	2024	No Batting Stats									
McCubbin, Brooke	2025	No Batting Stats									
McCubbin, Brooke	2022-25	.000	4-1	5	0	0	0	0	0	0	0

Player	Year(s)	Avg	G-S	AB	R	H	2B	3B	HR	RBI	SB
Miklesh, Ally	2023	.306	60-60	147	41	45	5	1	1	14	18
Miklesh, Ally	2023	.306	60-60	147	41	45	5	1	1	14	18

Player	Year(s)	Avg	G-S	AB	R	H	2B	3B	HR	RBI	SB
Minish, Sam	2025	.271	41-30	70	20	19	5	1	0	7	2
Minish, Sam	2025-Pres.	.271	41-30	70	20	19	5	1	0	7	2

Player	Year(s)	Avg	G-S	AB	R	H	2B	3B	HR	RBI	SB
Moore, Maddie	2022	.190	59-57	100	25	19	7	0	2	11	10
Moore, Maddie	2023	.264	61-61	174	47	46	9	0	11	40	15
Moore, Maddie	2024	.368	53-53	155	38	57	8	2	10	39	15
Moore, Maddie	2025	.411	57-57	192	61	79	12	3	17	71	11
Moore, Maddie	2022-25	.324	230-228	621	171	201	36	5	40	161	51

Player	Year(s)	Avg	G-S	AB	R	H	2B	3B	HR	RBI	SB
Oda, Arielle	2020	.154	24-9	13	12	2	0	1	0	4	1
Oda, Arielle	2021	.143	46-14	7	10	1	0	0	0	0	4
Oda, Arielle	2022	.200	54-24	50	17	10	2	0	1	3	8
Oda, Arielle	2023	.247	41-29	73	17	18	3	1	1	11	7
Oda, Arielle	2024	.300	51-51	120	39	36	3	1	1	13	5
Oda, Arielle	2020-24	.255	216-127	263	95	67	8	3	3	31	25

Player	Year(s)	Avg	G-S	AB	R	H	2B	3B	HR	RBI	SB
Pereira, Cammy	2020	.298	27-27	94	21	28	4	0	1	10	3
Pereira, Cammy	2021	.295	45-45	132	21	39	3	2	3	15	6
Pereira, Cammy	2022	.287	59-59	181	35	52	7	2	5	27	1
Pereira, Cammy	2020-22	.292	131-131	407	77	119	14	4	9	52	10

Player	Year(s)	Avg	G-S	AB	R	H	2B	3B	HR	RBI	SB
Pipkins, Taylor	2025	.299	39-31	87	16	26	3	0	4	23	3
Pipkins, Taylor	2025-Pres.	.299	39-31	87	16	26	3	0	4	23	3

Player	Year(s)	Avg	G-S	AB	R	H	2B	3B	HR	RBI	SB
Puckett, Carsten	2021	.000	1-0	1	0	0	0	0	0	0	0
Puckett, Carsten	2021	.000	1-0	1	0	0	0	0	0	0	0

Player	Year(s)	Avg	G-S	AB	R	H	2B	3B	HR	RBI	SB
Russ, Sam	2022	.274	59-59	168	30	46	7	5	3	14	29
Russ, Sam	2022	.274	59-59	168	30	46	7	5	3	14	29

Player	Year(s)	Avg	G-S	AB	R	H	2B	3B	HR	RBI	SB
Ruszkowski, Jadeyn	2022	Redshirted									
Ruszkowski, Jadeyn	2023	.167	16-5	30	2	5	0	0	2	2	0
Ruszkowski, Jadeyn	2024	.143	6-2	7	0	1	0	0	0	0	0
Ruszkowski, Jadeyn	2025	.000	7-0	7	0	0	0	0	0	0	0
Ruszkowski, Jadeyn	2022-25	.136	29-7	44	2	6	0	0	2	2	0

Player	Year(s)	Avg	G-S	AB	R	H	2B	3B	HR	RBI	SB
Shannon, Carlie	2020	.000	23-0	0	9	0	0	0	0	0	9
Shannon, Carlie	2021	.000	36-0	0	14	0	0	0	0	0	18
Shannon, Carlie	2022	.000	49-0	0	15	0	0	0	0	0	18
Shannon, Carlee	2020-22	.000	108-0	0	38	0	0	0	0	0	45

Player	Year(s)	Avg	G-S	AB	R	H	2B	3B	HR	RBI	SB
Stuart, Abi	2020	.222	14-4	18	4	4	3	0	1	2	0
Stuart, Abi	2021	.259	36-31	85	10	22	4	0	4	17	0
Stuart, Abi	2022	.000	5-2	4	1	0	0	0	0	0	0
Stuart, Abi	2023	.211	17-3	19	2	4	2	0	0	1	0
Stuart, Abi	2024	.200	13-5	20	1	4	1	0	0	1	0
Stuart, Abi	2025	.000	9-0	8	0	0	0	0	0	0	0
Stuart, Abi	2020-25	.221	94-45	154	18	34	10	0	5	21	0

Player	Year(s)	Avg	G-S	AB	R	H	2B	3B	HR	RBI	SB
Taylor, Bailey	2020	.239	25-24	46	11	11	2	0	2	11	0
Taylor, Bailey	2021	Missed season due to injury									
Taylor, Bailey	2022	.256	31-22	39	2	10	1	0	1	6	0
Taylor, Bailey	2020-22	.247	56-46	85	13	21	3	0	3	17	0

Player	Year(s)	Avg	G-S	AB	R	H	2B	3B	HR	RBI	SB
Vieira, Aby	2022	.294	43-38	109	14	32	3	0	5	17	0
Vieira, Aby	2023	.314	40-39	105	13	33	6	0	3	19	0
Vieira, Aby	2024	.230	48-43	135	10	31	8	0	1	19	2
Vieira, Aby	2025	.337	62-62	178	32	60	17	1	3	33	3
Vieira, Aby	2022-25	.296	193-182	527	69	156	34	1	12	88	5

Player	Year(s)	Avg	G-S	AB	R	H	2B	3B	HR	RBI	SB
Whitesides, Haylee	2022	Redshirted									
Whitesides, Haylee	2023	Missed season due to injury									
Whitesides, Haylee	2024	.000	7-0	2	2	0	0	0	0	1	0
Whitesides, Haylee	2025	.217	28-2	23	7	5	3	0	1	6	0
Whitesides, Haylee	2022-25	.200	35-2	25	9	5	3	0	1	7	0

Player	Year(s)	Avg	G-S	AB	R	H	2B	3B	HR	RBI	SB
Wilson, Ava	2025	.253	53-32	79	24	20	2	0	6	21	2
Wilson, Ava	2025-Pres.	.253	53-32	79	24	20	2	0	6	21	2

## PITCHING STATS

Player	Year(s)	ERA	W-L	SHO	SV	IP	H	R	ER	BB	SO
Basinger, Reese	2025	2.94	18-6	3/2	2	178.1	181	90	75	45	121
Basinger, Reese	2025	2.94	18-6	3/2	2	178.1	181	90	75	45	121

Player	Year(s)	ERA	W-L	SHO	SV	IP	H	R	ER	BB	SO
Cagle, Valerie	2020	2.19	9-6	0/1	1	89.2	84	48	28	16	87
Cagle, Valerie	2021	1.16	28-7	11/1	5	216.2	148	53	36	55	267
Cagle, Valerie	2022	1.92	16-9	7/3	3	160.2	136	61	44	39	176
Cagle, Valerie	2023	1.56	25-8	8/3	3	193.0	126	54	43	35	188
Cagle, Valerie	2024	2.54	8-7	2/2	2	96.1	90	50	35	24	101
Cagle, Valerie	2020-24	1.72	86-37	28/10	14	756.1	584	266	186	169	819

Player	Year(s)	ERA	W-L	SHO	SV	IP	H	R	ER	BB	SO
Caymol, Logan	2020	3.50	7-2	1/0	0	58.0	46	34	29	28	63
Caymol, Logan	2021	7.00	0-0	0/0	0	3/0	2	3	3	5	4
Caymol, Logan	2020-21	3.67	7-2	1/0	0	61.0	48	37	32	33	67

Player	Year(s)	ERA	W-L	SHO	SV	IP	H	R	ER	BB	SO
Cintron, Macey	2025	2.25	8-2	0/2	2	62.1	49	27	20	21	48
Cintron, Macey	2025-Pres.	2.25	8-2	0/2	2	62.1	49	27	20	21	48

Player	Year(s)	ERA	W-L	SHO	SV	IP	H	R	ER	BB	SO
Duncan, Olivia	2024	7.00	0-0	0/2	0	6.0	12	6	6	3	2
Duncan, Olivia	2025	1.66	2-0	0/3	0	12.2	13	3	3	2	9
Duncan, Olivia	2024-Pres.	3.38	2-0	0/5	0	18.2	25	9	9	5	11

Player	Year(s)	ERA	W-L	SHO	SV	IP	H	R	ER	BB	SO
Gibson, Rachel	2022	99.00	0-0	0/0	0	0.0	1	4	3	1	0
Gibson, Rachel	2023	0.00	0-0	0/0	0	1.0	0	0	0	1	1
Gibson, Rachel	2022-23	21.00	0-0	0/0	0	1.0	1	4	3	2	1

Player	Year(s)	ERA	W-L	SHO	SV	IP	H	R	ER	BB	SO
McCubbin, Brooke	2022	2.32	5-2	0/6	2	45.1	43	23	15	16	24
McCubbin, Brooke	2023	1.34	5-1	1/2	2	73.1	41	17	14	16	39
McCubbin, Brooke	2024	2.83	10-3	1/3	1	59.1	65	29	24	18	42
McCubbin, Brooke	2025	2.46	18-6	2/4	5	142.0	145	75	50	42	84
McCubbin, Brooke	2022-25	2.25	38-12	4/15	10	320.0	294	144	103	92	189

Player	Year(s)	ERA	W-L	SHO	SV	IP	H	R	ER	BB	SO
Melnychuk, Brook	2025	2.56	2-0	0/2	0	13.2	18	5	5	4	4
Melnychuk, Brook	2025	2.56	2-0	0/2	0	13.2	18	5	5	4	4

Player	Year(s)	ERA	W-L	SHO	SV	IP	H	R	ER	BB	SO
Spencer, Regan	2021	1.48	6-0	1/1	1	42.2	24	9	9	12	20
Spencer, Regan	2022	1.07	6-2	1/4	0	59.0	44	16	9	18	34
Spencer, Regan	2023	1.73	5-0	1/3	1	32.1	27	13	8	12	18
Spencer, Regan	2024	1.81	11-4	1/6	1	116.0	98	37	30	22	67
Spencer, Regan	2021-24	1.57	28-6	4/4	3	250.0	193	75	56	64	139

# HONORS AND AWARDS

## ACC COACH OF THE YEAR

2021 John Rittman

## ACC FRESHMAN OF THE YEAR

2021 Valerie Cagle\*, P/UTL  
2025 Macey Cintron, P/DP

## ACC PLAYER OF THE YEAR

2021 Valerie Cagle\*, P/UTL  
2023 Valerie Cagle, P/UTL  
\*Only student-athlete in ACC history to earn both Freshman and Player of the Year in the same softball season.

## ACC PITCHER OF THE YEAR

2025 Reese Basinger, RHP

## ALL-ACC TOURNAMENT

2021 Valerie Cagle  
Cammy Pereira  
2022 Valerie Cagle  
McKenzie Clark  
Alia Logoleo  
2023 Valerie Cagle  
2024 Valerie Cagle  
2025 Brooke McCubbin  
Maddie Moore  
Taylor Pipkins\*  
Aby Vieira  
\*Tournament MVP

## PRESEASON ALL-ACC

2021 Valerie Cagle  
Hannah Goodwin  
Marissa Guimbarda  
2022 Valerie Cagle  
McKenzie Clark  
2023 Valerie Cagle  
McKenzie Clark  
Alia Logoleo  
2024 Valerie Cagle  
2025 Maddie Moore

## ACC PLAYER OF THE WEEK

2020 Valerie Cagle (Feb. 18)  
Valerie Cagle (Mar. 3)  
Marissa Guimbarda (Mar. 10)  
2021 Valerie Cagle (Mar. 24)  
Valerie Cagle (Apr. 27)  
Alia Logoleo (May 10)

2022 Marissa Guimbarda (Apr. 5)  
2023 Valerie Cagle (Feb. 21)  
Valerie Cagle (Mar. 28)  
Valerie Cagle (Apr. 18)  
2025 Maddie Moore (Mar. 11)  
Alex Brown (Mar. 25)

## ACC PITCHER OF THE WEEK

2020 Logan Caymol (Feb. 18)  
2021 Valerie Cagle (Apr. 7)  
Valerie Cagle (Apr. 20)  
2022 Millie Thompson (May 3)  
2023 Valerie Cagle (Feb. 21)  
Valerie Cagle (Mar. 21)  
Valerie Cagle (Apr. 4)  
2024 Regan Spencer (Mar. 19)  
Regan Spencer (Apr. 2)  
2025 Reese Basinger (Mar. 25)  
Brooke McCubbin (Apr. 29)

## NFCA ALL-REGION

2021 Valerie Cagle (1st - P/UTL)\*  
McKenzie Clark (2nd - OF)\*  
2022 Valerie Cagle (1st - P/UTL)\*  
2023 Valerie Cagle (1st - P/UTL)\*  
2024 Valerie Cagle (1st - P/UTL)\*  
McKenzie Clark (2nd - OF)\*  
Maddie Moore (2nd - 2B)\*  
2025 Reese Basinger (1st - P)^  
Macey Cintron (1st - DP/UT)^  
Marian Collins (1st - SS)^  
Maddie Moore (1st - 2B)^  
Julia Knowler (2nd - 1B)^  
Aby Vieira (2nd - C)^  
Jamison Brockenbrough (3rd - OF)^  
Alex Brown (3rd - 3B)^  
\*Southeast Region; ^Mid-Atlantic

## NFCA ALL-AMERICAN

2021 Valerie Cagle (2nd - P/UTL)  
2022 Valerie Cagle (1st - P/UTL)  
2023 Valerie Cagle (1st - P/UTL)  
2024 Valerie Cagle (1st - P/UTL)  
Maddie Moore (3rd - 2B)  
2025 Maddie Moore (1st - 2B)

## NFCA NATIONAL FRESHMAN OF THE YEAR

2021 Valerie Cagle (Top 3 Finalist)

## NFCA PLAYER OF THE WEEK

2021 Valerie Cagle (Mar. 23)  
Valerie Cagle (Apr. 20)  
2023 Valerie Cagle (Mar. 28)

## NFCA PITCHER OF THE WEEK

2025 Brooke McCubbin (Apr. 29)

## RAWLINGS GOLD GLOVE

2023 Valerie Cagle (Pitcher)

## NSCA STRENGTH & CONDITIONING ALL-AMERICAN

2024 Alia Logoleo

## USA SOFTBALL

### COLLEGIATE PLAYER OF THE YEAR

2021 Valerie Cagle (Top 10 Finalist)  
2022 Valerie Cagle (Top 25 Finalist)  
2023 Valerie Cagle (Winner)  
2024 Valerie Cagle (Top 50 Watchlist)  
2025 Maddie Moore (Top 25 Finalist)

## USA SOFTBALL WOMEN'S NATIONAL TEAM

2023 Valerie Cagle (Japan All-Star Series)  
John Rittman (Head Coach)  
2024 Valerie Cagle (Japan All-Star Series)

## USA SOFTBALL JUNIOR NATIONAL TEAM

2021 Valerie Cagle

## SOFTBALL AMERICA PRESEASON ALL-AMERICAN

2021 Valerie Cagle (2nd)  
2022 Valerie Cagle (1st)  
2023 Valerie Cagle (1st)  
2024 Valerie Cagle (1st)  
2025 Maddie Moore (2nd)

## SOFTBALL AMERICA ALL-AMERICAN

2021 Valerie Cagle (1st)  
2023 Valerie Cagle (1st)  
2025 Maddie Moore (2nd)

## SOFTBALL AMERICA STAR OF THE WEEK

2025 Alex Brown (Mar. 18-23)  
Macey Cintron (Apr. 29)

## D1SOFTBALL PRESEASON ALL-AMERICAN

2021 Valerie Cagle (2nd)  
2022 Valerie Cagle (1st)  
2023 Valerie Cagle (2nd)  
2024 Valerie Cagle (1st)

## D1SOFTBALL PLAYER OF THE WEEK

2023 Valerie Cagle (Mar. 28)  
2025 Macey Cintron (Apr. 29 - F)

## CoSIDA/CSC ALL-DISTRICT

2022 Sam Russ (1st)  
2023 JoJo Hyatt  
McKenzie Clark  
Caroline Jacobsen  
Ally Miklesh  
Millie Thompson  
2024 Brooke McCubbin  
Millie Thompson  
2025 Reese Basinger  
Jamison Brockenbrough  
Julia Knowler  
Brooke McCubbin  
Aby Vieira

## CoSIDA/CSC ALL-AMERICA

2022 Sam Russ (3rd)  
2023 Caroline Jacobsen (3rd)  
2025 Reese Basinger (3rd)

## NCAA STARTING LINEUP OF THE WEEK

2025 Maddie Moore (Feb. 13-16)  
Maddie Moore (Mar. 4-9)  
Alex Brown (Mar. 18-23)  
Brooke McCubbin (Apr. 22-27)  
Macey Cintron (Apr. 22-27)  
Taylor Pipkins (May 6-11)

## ESPN TOP 10 PLAYS

2021 Arielle Oda (Feb. 28 - 6)  
McKenzie Clark (May 9 - 10)  
2022 Aby Vieira (May 26 - 10)  
2023 Ally Miklesh (Feb. 22 - 10)  
Arielle Oda (Mar. 2 - 10)  
Alia Logoleo (Mar. 5 - 8)  
2024 McKenzie Clark (May 11 - 3)

## WEAVER-JAMES-CORRIGAN POSTGRADUATE SCHOLARSHIP

(Presented by ACC)  
2021 Marissa Guimbarda  
Grace Mattimore  
2022 Cammy Pereira

## ACC POTW HONORS

Player	Pos.	#	Years
Reese Basinger	RHP	1	2025
Alex Brown	INF	1	2024-25
Valerie Cagle	P/UTL	12	2020-24
Logan Caymol	RHP	1	2020-21
Marissa Guimbarda	OF/DP	2	2021-22
Alia Logoleo	INF	1	2020-24
Brooke McCubbin	RHP	1	2022-25
Maddie Moore	INF	1	2022-25
Regan Spencer	RHP	2	2021-24
Millie Thompson	LHP	1	2021-24

# ALL-ACC SELECTIONS

Year	Player	Team
2021	Valerie Cagle	1/F
	McKenzie Clark	1/F
	Marissa Guimbarda	1
	Alia Logoleo	2/F
	Ansley Gilstrap	3
	Millie Thompson	F
2022	Valerie Cagle	1
	McKenzie Clark	2
	Alia Logoleo	3
	Millie Thompson	3
	Aby Vieira	F
2023	Valerie Cagle	1
	Caroline Jacobsen	3
	Alia Logoleo	3
	Ally Miklesh	3
	Millie Thompson	3
2024	Alia Logoleo	1
	Maddie Moore	1
	Alex Brown	2
	McKenzie Clark	2
	Regan Spencer	2
	Valerie Cagle	3
	Millie Thompson	3

Year	Player	Team
2025	Reese Basinger	1
	Alex Brown	1
	Macey Cintron	1/F
	Maddie Moore	1
	Jamison Brockenbrough	3
	Brooke McCubbin	3
	Marian Collins	F
F - All-ACC Freshman selection; Note: No team named in 2020 due to COVID-19 pandemic.		

## ALL-ACC HONORS

Player	#	Teams (#)
Reese Basinger	1	1st (1)
Jamison Brockenbrough	1	3rd (1)
Alex Brown	2	1st (1), 2nd (1)
Valerie Cagle	5	1st (3), 3rd (1), F (1)
Macey Cintron	2	1st (1), F (1)
McKenzie Clark	4	1st (1), 2nd (2), F (1)
Marian Collins	1	F (1)
Ansley Gilstrap	1	3rd (1)
Marissa Guimbarda	1	1st (1)
Caroline Jacobsen	1	3rd (1)
Alia Logoleo	5	1st (1), 2nd (1), 3rd (2), F (1)
Brooke McCubbin	1	3rd (1)
Ally Miklesh	1	3rd (1)
Maddie Moore	2	1st (2)
Regan Spencer	1	2nd (1)
Millie Thompson	4	3rd (3), F (1)
Aby Vieira	1	F (1)

# ALL-ACC ACADEMIC SELECTIONS

Year	Player	Year	Player	Year	Player
2021	McKenzie Clark		Caroline Jacobsen		Arielle Oda
	Ansley Gilstrap		Alia Logoleo		Regan Spencer
	Marissa Guimbarda		Madison May		Millie Thompson
	Alia Logoleo		Brooke McCubbin		Aby Vieira
	Cammy Pereira		Ally Miklesh	2025	Reese Basinger*
	Millie Thompson		Maddie Moore		Jamison Brockenbrough
2022	Valerie Cagle		Arielle Oda		Alex Brown
	McKenzie Clark		Regan Spencer		Macey Cintron
	Marissa Guimbarda		Millie Thompson		Marian Collins
	Alia Logoleo		Aby Vieira		Kylee Johnson
	Cammy Pereira	2024	Kennedy Ariail		Julia Knowler
	Sam Russ		Valerie Cagle		Brooke McCubbin
	Millie Thompson		Lindsey Garcia		Maddie Moore
	Aby Vieira		Grace Hiller		Taylor Pipkins
2023	Valerie Cagle*		Kylee Johnson		Aby Vieira
	McKenzie Clark		Julia Knowler		* Scholar-Athlete of the Year
	Reedy Davenport		Alia Logoleo		
	Ansley Houston		Brooke McCubbin		
	JoJo Hyatt		Maddie Moore		

## ACC ACADEMIC HONOR ROLL MEMBERS

Year	Player	Year	Player	Year	Player	Year	Player	FOUR-TIME MEMBERS
2020	MK Bonamy		Abi Stuart		Sarah Howell		Abi Stuart	McKenzie Clark
	Valerie Cagle		Bailey Taylor		JoJo Hyatt		Millie Thompson	JoJo Hyatt
	Logan Caymol		Millie Thompson		Caroline Jacobsen		Aby Vieira	Kyah Keller
	Valerie Frank		Emma Whitfield		Morgan Johnson		Haylee Whitesides	Madison May
	Ansley Gilstrap	2022	Valerie Cagle		Kyah Keller	2025	Kennedy Ariail	Maddie Moore
	Marissa Guimbarda		McKenzie Clark		Marena Knowles		Reese Basinger	Jadeyn Ruszkowski
	JoJo Hyatt		Marissa Guimbarda		Alia Logoleo		Jamison Brockenbrough	Regan Spencer
	Morgan Johnson		Grace Hiller		Madison May		Alex Brown	Millie Thompson
	Kyah Keller		Ansley Houston		Brooke McCubbin		Riley Burton	Aby Vieira
	Alia Logoleo		Sarah Howell		Ally Miklesh		Macey Cintron	
	Madison May		JoJo Hyatt		Maddie Moore		Marian Collins	
	Arielle Oda		Kyah Keller		Arielle Oda		Olivia Duncan	
	Cammy Pereira		Alia Logoleo		Jadeyn Ruszkowski		Riley Fennell	
	Carlee Shannon		Grace Mattimore		Regan Spencer		Kylee Johnson	
	Abi Stuart		Madison May		Abi Stuart		Julia Knowler	
	Bailey Taylor		Maddie Moore		Millie Thompson		Marena Knowles	
	Emma Whitfield		Arielle Oda		Aby Vieira		Madi Lardizabal	
2021	Casey Bigham		Cammy Pereira	2024	Haylee Whitesides		Brooke McCubbin	Brooke McCubbin
	Valerie Cagle		Sam Russ		Kennedy Ariail		Brook Melnychuk	Cammy Pereira
	Logan Caymol		Jadeyn Ruszkowski		Riley Burton		Maddie Moore	Carlee Shannon
	McKenzie Clark		Carlee Shannon		Valerie Cagle		Taylor Pipkins	Bailey Taylor
	Ansley Gilstrap		Regan Spencer		McKenzie Clark		Jadeyn Ruszkowski	Haylee Whitesides
	Marissa Guimbarda		Abi Stuart		Olivia Duncan		Abi Stuart	Emma Whitfield
	Ansley Houston		Bailey Taylor		Lindsey Garcia		Aby Vieira	
	JoJo Hyatt		Millie Thompson		Grace Hiller		Haylee Whitesides	
	Morgan Johnson		Aby Vieira		Kylee Johnson			
	Kyah Keller		Emma Whitfield		Julia Knowler			
	Alia Logoleo	2023	Julia Bomhardt		Marena Knowles	SIX-TIME MEMBERS		
	Grace Mattimore		Valerie Cagle		Alia Logoleo		Abi Stuart	
	Madison May		McKenzie Clark		Brooke McCubbin			
	Arielle Oda		Reedy Davenport		Maddie Moore	FIVE-TIME MEMBERS		
	Cammy Pereira		Rachel Gibson		Arielle Oda		Valerie Cagle	
	Carlee Shannon		Grace Hiller		Jadeyn Ruszkowski		Alia Logoleo	
	Regan Spencer		Ansley Houston		Regan Spencer		Arielle Oda	

### FOUR-TIME MEMBERS

McKenzie Clark  
JoJo Hyatt  
Kyah Keller  
Madison May  
Maddie Moore  
Jadeyn Ruszkowski  
Regan Spencer  
Millie Thompson  
Aby Vieira

### THREE-TIME MEMBERS

Marissa Guimbarda  
Grace Hiller  
Ansley Houston  
Morgan Johnson  
Marena Knowles  
Brooke McCubbin  
Cammy Pereira  
Carlee Shannon  
Bailey Taylor  
Haylee Whitesides  
Emma Whitfield

### FIRST-TEAM ALL-ACC & ACC ACADEMIC HONOR ROLL

Reese Basinger	2025
Alex Brown	2025
Valerie Cagle	2021, 22, 23
Macey Cintron	2025
McKenzie Clark	2021
Marissa Guimbarda	2021
Alia Logoleo	2024
Maddie Moore	2024, 25

## EASTON/NFCA ALL-AMERICA SCHOLAR ATHLETE

Year	Player	Year	Player	Year	Player	Year	Player
2021	Casey Bigham*		Carlee Shannon**	2024	Riley Burton*		Jadeyn Ruszkowski***
	Logan Caymol*		Bailey Taylor*		Valerie Cagle**		Abi Stuart***
	Ansley Gilstrap*		Millie Thompson**		Olivia Duncan*		Aby Vieira***
	Marissa Guimbarda*		Emma Whitfield**		Lindsey Garcia*		*Career Count
	Ansley Houston*		Aby Vieira*		Grace Hiller***		
	JoJo Hyatt*	2023	Valerie Cagle*		Kylee Johnson*		
	Morgan Johnson*		McKenzie Clark*		Julia Knowler*		
	Alia Logoleo*		Reedy Davenport*		Marena Knowles**		
	Grace Mattimore*		Grace Hiller**		Brooke McCubbin**		
	Arielle Oda*		Ansley Houston***		Arielle Oda***		
	Cammy Pereira*		Sarah Howell*		Regan Spencer*		
	Carlee Shannon*		Caroline Jacobsen*		Abi Stuart**		
	Millie Thompson*		Morgan Johnson**		Millie Thompson***		
	Emma Whitfield*		Marena Knowles*		Haylee Whitesides*		
2022	Marissa Guimbarda**		Madison May*	2025	Reese Basinger*		
	Grace Hiller*		Brooke McCubbin*		Jamison Brockenbrough*		
	Ansley Houston**		Ally Miklesh*		Olivia Duncan**		
	JoJo Hyatt**		Arielle Oda**		Julia Knowler**		
	Grace Mattimore**		Jadeyn Ruszkowski**		Madi Lardizabal*		
	Cammy Pereira**		Abi Stuart*		Brook Melnychuk*		
	Sam Russ*		Millie Thompson***		Brooke McCubbin***		
	Jadeyn Ruszkowski*		Aby Vieira**		Taylor Pipkins*		

# ACC STAT LEADERS

Year	Team/Player	Category	Figure	Year	Team/Player	Category	Figure
2020	Valerie Cagle	Saves	5*	2024	Valerie Cagle	Batting Average	.469
	Valerie Cagle	Runs Batted In	36		Valerie Cagle	Hits	83
	Valerie Cagle	Total Bases	128		Valerie Cagle	On Base Percentage	.565
	Valerie Cagle	ERA	1.16		Valerie Cagle*	RBIs	57
	Marissa Guimbarda	Home Runs	11		Valerie Cagle	Shutouts	8
	Marissa Guimbarda	Slugging Percentage	.868		Valerie Cagle	Slugging Percentage	.887
	Grace Mattimore	Doubles	10		Valerie Cagle	Total Bases	157
2021	Clemson	Slugging Percentage	.500	2025	Millie Thompson*	Hit Batters	3
	Clemson	ERA	1.50		Millie Thompson	Strikeout-to-Walk Ratio	7.50
	Clemson	Runs Allowed	96		Millie Thompson	Walks Allowed Per 7 IP	0.77
	Clemson	Earned Runs Allowed	74	2025	Clemson	Doubles	105
	Clemson	Triples Allowed	2		Clemson	Walks	255
	Clemson	Home Runs Allowed	18		Reese Basinger	Games Started	35
	Valerie Cagle	Slugging Percentage	.821		Reese Basinger	Innings Pitched	178.1
	Valerie Cagle	Runs Batted In	45*		Reese Basinger	Victories	18
	Valerie Cagle	Home Runs	17*		Julia Knowler	Doubles	19
	Valerie Cagle	Total Bases	128		Brooke McCubbin	Victories	18
	Valerie Cagle	ERA	1.16	*Tied with another league member; 2020 season cut short due to Covid-19			
	Valerie Cagle	Saves	5*				
	McKenzie Clark	Runs Scored	47				
	McKenzie Clark	Triples	6*				
	Millie Thompson	Runs Allowed	28				
	Millie Thompson	Earned Runs Allowed	23				
2022	Clemson	ERA	1.78				
	Clemson	Shutouts	20*				
	Valerie Cagle	Shutouts	7				
	Sam Russ	Stolen Bases	29				
	Sam Russ	Stolen Bases Per Game	.49				
	Millie Thompson	Strikeout-to-Walk Ratio	6.11				
	Millie Thompson	Walks Allowed Per 7 IP	1.06				
2023	Clemson	DP Per Game	.510				
	Clemson	ERA	1.59				
	Clemson	Fielding Percentage	.980				
	Clemson	On-Base Percentage	.409				
	Clemson	Scoring	6.08				
	Clemson	Shutouts	19				

## TOP 25 NCAA STAT RANKINGS

Year	Team/Player	Category	Figure	Rk	Year	Team/Player	Category	Figure	Rk	Year	Team/Player	Category	Figure	Rk
2020	Valerie Cagle	Runs Batted In	36	2	2024	Valerie Cagle	Hits	83	5	2025	Alex Brown	Runs Per Game	1.13	16
	Marissa Guimbarda	Home Runs	11	4		Valerie Cagle	On-Base Percentage	.565	5		Maddie Moore	Runs Batted In	71	16
	Valerie Cagle	RBI Per Game	1.33	6		Clemson	DP Per Game	.510	6		Maddie Moore	Total Bases	148	16
	Clemson	Doubles	45	9		Clemson	Fielding Percentage	.980	7		Clemson	RBIs Per Game	6.52	17
	Valerie Cagle	Home Runs	10	10		Clemson	W/L Percentage	.803	7		Clemson	Scoring	7.08	17
	Valerie Cagle	Total Bases	70	10		Clemson	Walks	227	7		Clemson	Slugging Percentage	.553	17
	Marissa Guimbarda	Runs Batted In	31	12		Valerie Cagle	Home Runs	19	7		Alex Brown	Hits	81	18
	Marissa Guimbarda	HR Per Game	.41	13		Valerie Cagle	Slugging Percentage	.887	8		Clemson	HR Per Game	1.37	18
	Grace Mattimore	Doubles	10	14		Clemson	Stolen Bases Per Game	4.03	9		Clemson	ERA	2.62	19
	Marissa Guimbarda	Total Bases	66	16		Valerie Cagle	Victories	25	9		Clemson	Sac Flies	24	19
	Grace Mattimore	Walks Per Game	.85	17		Brooke McCubbin	Hits Allowed Per 7 IP	3.91	11		Clemson	On-Base Percentage	.420	20
	Valerie Cagle	Fewest Hit Batters	4	20		Clemson	On-Base Percentage	.409	11		Maddie Moore	Hits	79	21
	Valerie Cagle	Hits	35	21		Clemson	Shutouts	19	11		Clemson	WHIP	1.27	24
	Marissa Guimbarda	Slugging Percentage	.868	22		Valerie Cagle	Shutouts	8	11					
	Clemson	HR Per Game	1.19	23		Clemson	Scoring	6.08	13					
	Clemson	Slugging Percentage	.524	23		Brooke McCubbin	ERA	1.34	14					
	Marissa Guimbarda	RBI Per Game	1.15	24		Clemson	HR Per Game	1.30	14					
2021	Valerie Cagle	Victories	28	4		Clemson	Doubles	87	16					
	Clemson	ERA	1.50	5		Clemson	Batting Average	.313	19					
	Clemson	W/L Percentage	.846	6		Valerie Cagle	RBIs	57	20					
	Valerie Cagle	Saves	5	7		Clemson	Total Stolen Bases	102	21					
	Valerie Cagle	Shutouts	11	8		Valerie Cagle	Strikeout-to-Walk Ratio	5.37	23					
	McKenzie Clark	Triples	6	8		Valerie Cagle	HR Per Game	.310	24					
	Clemson	Strikeout-to-Walk Ratio	3.80	11	2024	Millie Thompson	Strikeout-to-Walk Ratio	7.50	6					
	Valerie Cagle	ERA	1.16	11		Millie Thompson	Walks Allowed Per 7 IP	0.77	6					
	Valerie Cagle	Strikeouts	267	11		Clemson	Strikeout-to-Walk Ratio	3.73	8					
	Valerie Cagle	Total Bases	128	19		McKenzie Clark	Sacrifice Flies	6	10					
	Valerie Cagle	Slugging Percentage	.821	21	2025	Clemson	ERA	2.32	24					
	Clemson	HR Per Game	1.27	22		Clemson	Doubles	105	4					
	Valerie Cagle	Home Runs	17	24		Reese Basinger	Games Started	35	6					
2022	Regan Spencer	ERA	1.07	5		Clemson	Walks	255	7					
	Clemson	Shutouts	20	6		Clemson	Hits	549	9					
	Clemson	ERA	1.78	7		Alex Brown	Runs	70	10					
	Millie Thompson	Strikeout-to-Walk Ratio	6.11	17		Clemson	Doubles Per Game	1.69	10					
	Clemson	Strikeout-to-Walk Ratio	3.75	19		Clemson	Runs	439	11					
	Millie Thompson	ERA	1.58	19		Clemson	Runs Batted In	404	11					
	Millie Thompson	Walks Allowed Per 7 IP	1.06	19		Julia Knowler	Doubles	19	11					
	Sam Russ	Triples	5	21		Clemson	Home Runs	85	12					
	Sam Russ	Stolen Bases	29	25		Clemson	W/L Percentage	.774	12					
	Valerie Cagle	Total Bases	157	2		Reese Basinger	Pitching Appearances	44	12					
2023	Clemson	ERA	1.59	4		Brooke McCubbin	Saves	5	13					
	Valerie Cagle	Batting Average	.469	4		Maddie Moore	RBIs Per Game	1.25	15					

# ALL-AMERICA TIGER STATS

## VALERIE CAGLE, P/UTL

Second Team NFCA, 2021; First Team NFCA, 2022; First Team NFCA, 2023\*;

First Team NFCA, 2024

Year	G-S	AB	R	H	2B	3B	HR	RBI	SB	BB	SO	Avg.
2021	52-52	156	43	63	12	1	17	45	4	27	27	.404
2022	59-59	185	34	57	10	1	13	44	0	17	39	.308
2023	61-61	177	50	83	15	1	19	57	5	36	22	.469
2024	44-44	148	27	50	7	3	7	42	1	17	25	.338
<b>Totals</b>	<b>243-243</b>	<b>759</b>	<b>180</b>	<b>288</b>	<b>49</b>	<b>6</b>	<b>66</b>	<b>224</b>	<b>11</b>	<b>103</b>	<b>128</b>	<b>.379</b>

Year	APP	GS	CG	SH	SV	IP	H	R	ER	ERA	SO	BB	W-L
2021	40	32	26	11/1	5	216.2	148	53	36	1.16	267	55	28-7
2022	32	26	16	7/3	3	160.2	136	61	44	1.92	176	39	16-9
2023	38	30	22	8/3	3	193.0	126	54	43	1.56	188	35	25-8
2024	24	13	7	2/2	2	96.1	90	50	35	2.54	101	24	8-7
<b>Totals</b>	<b>153</b>	<b>114</b>	<b>79</b>	<b>28/10</b>	<b>14</b>	<b>756.1</b>	<b>584</b>	<b>266</b>	<b>186</b>	<b>1.72</b>	<b>819</b>	<b>169</b>	<b>86-37</b>

## MADDIE MOORE, 2B

Third Team NFCA, 2024; First Team NFCA, 2025

Year	G-S	AB	R	H	2B	3B	HR	RBI	SB	BB	SO	Avg.
2024	53-53	155	38	57	8	2	10	39	15	29	29	.368
2025	57-57	192	61	79	12	3	17	71	11	21	24	.411
<b>Totals</b>	<b>230-228</b>	<b>621</b>	<b>171</b>	<b>201</b>	<b>36</b>	<b>5</b>	<b>40</b>	<b>161</b>	<b>51</b>	<b>93</b>	<b>117</b>	<b>.324</b>

\*USA Softball Collegiate Player of the Year

Note: Total includes all career stats. Individual season stats only include seasons player(s) were named All-Americans

# YEAR-BY-YEAR COACHING RECORDS

Head Coach	Year	W	L	T	Win %	ACC	ACC <sup>RSF</sup>	ACC <sup>Tour.</sup>	BR <sup>(NFCA)</sup>
John Rittman	2020	19	8	0	.704	5-1	---	---	RV
John Rittman	*2021	44	8	0	.846	29-5	1st	2nd	13
John Rittman	2022	42	17	0	.712	14-10	5th	2nd	14
John Rittman	2023	49	12	0	.803	18-6	3rd	3rd	4
John Rittman	2024	35	19	0	.648	15-9	5th	3rd	5
John Rittman	^2025	48	14	0	.774	19-5	2nd	1st	11
<b>Totals</b>	<b>6 seasons</b>	<b>237</b>	<b>78</b>	<b>0</b>	<b>.752</b>	<b>100-36</b>			

\* - ACC regular-season champion; ^ - ACC tournament champion; ACC RSF - ACC Regular Season Finish; ACC Tour. - Tournament Finish; BR: Highest ranking throughout the season

# LETTERWINNERS

A		
Player	VL	Year(s)
Ariail, Kennedy	2	2024-25
B		
Player	VL	Year(s)
Basinger, Reese	1	2025
Bigham, Casey	1*	2021
Bomhardt, Julia	2	2023-24
Bonamy, MK	1	2020
Brockenbrough, Jamison	1	2025
Brown, Alex	2	2024-25
Burton, Riley	2	2024-25
C		
Player	VL	Year(s)
Cagle, Valerie	5*	2020-24
Caymol, Logan	2	2020-21
Cheek, Jaden	2	2021-22
Cintrón, Macey	1	2025
Clark, McKenzie	4	2021-24
Collins, Marian	1	2025
D		
Player	VL	Year(s)
Davenport, Reedy	1*	2023
Duncan, Olivia	2	2024-25
E		
Player	VL	Year(s)
F		
Player	VL	Year(s)
Fennell, Riley	1	2025
Frank, Valerie	1	2020
G		
Player	VL	Year(s)
Garcia, Lindsey	1*	2024
Gilstrap, Ansley	1	2021
Gibson, Rachel	2	2022-23
Goodwin, Hannah	3*	2020-22
Guimbarda, Marissa	3*	2020-22
H		
Player	VL	Year(s)
Hiller, Grace	2	2023-24
Houston, Ansley	3	2021-23
Howell, Sarah	2	2021, 23
Hyatt, JoJo	5*	2020-24
I		
Player	VL	Year(s)
J		
Player	VL	Year(s)
Jacobsen, Caroline	1*	2023
Johnson, Kylee	2	2024-25
Johnson, Morgan	3*	2020-21, 23
K		
Player	VL	Year(s)
Keller, Kyah	4*	2020-23
Knowler, Julia	2	2024-25
Knowles, Marena	2	2023-24
L		
Player	VL	Year(s)
Lardizabal, Madi	1	2025
Logoleo, Alia	5*	2020-24
M		
Player	VL	Year(s)
Mattimore, Grace	3*	2020-22
May, Madison	4*	2020-23
McCubbin, Brooke	4	2022-25
Melnichuk, Brook	1	2025
Miklesh, Ally	1*	2023
Minish, Sam	1	2025
Moore, Maddie	4	2022-25
N		
Player	VL	Year(s)
O		
Player	VL	Year(s)
Oda, Arielle	5*	2020-24

P		
Player	VL	Year(s)
Pereira, Cammy	3*	2020-22
Pipkins, Taylor	1	2025
Puckett, Carsten	1	2021
Q		
Player	VL	Year(s)
R		
Player	VL	Year(s)
Russ, Sam	1*	2022
Ruszkowski, Jadeyn	3	2023-25
S		
Player	VL	Year(s)
Shannon, Carlee	3*	2020-22
Spencer, Regan	4	2021-24
Stuart, Abi	6*	2020-25
T		
Player	VL	Year(s)
Taylor, Bailey	2*	2020, 22
Thompson, Millie	4	2021-24
U		
Player	VL	Year(s)
V		
Player	VL	Year(s)
Vieira, Aby	4	2022-25
W		
Player	VL	Year(s)
Whitesides, Haylee	2	2024-25
Whitfield, Emma	3*	2020-22
Wilson, Ava	1	2025
Y		
Player	VL	Year(s)
Z		
Player	VL	Year(s)

Note: Returning players in **bold**.  
 \*Players award extra year of eligibility due to Covid-19