

20
25

CLEMSON SOFTBALL

Ole Miss
FEB 6
OLE MISS
BOCA RATON, FL

FEB 13
KANSAS
BOCA RATON, FL

FEB 7
FAU
BOCA RATON, FL

FEB 13
GEORGIA STATE
BOCA RATON, FL

FEB 13
MISSOURI STATE
BOCA RATON, FL

FEB 11
FURMAN
MCMHORTER STADIUM

FEB 13
MISSOURI
CLEARWATER, FL

FEB 13
AUBURN
CLEARWATER, FL

FEB 14
UK
CLEARWATER, FL

FEB 13
UCF
CLEARWATER, FL

FEB 13
MID STATE
CLEARWATER, FL

FEB 19
OHIO STATE
CLEARWATER, FL

FEB 19
CHARLOTTE
MCMHORTER STADIUM

FEB 21
ELON
MCMHORTER STADIUM

FEB 21
VILLANOVA
MCMHORTER STADIUM

FEB 22
THE HERD
MCMHORTER STADIUM

FEB 22
MARSHALL
MCMHORTER STADIUM

FEB 26
CLEMSON CLASSIC
TBD
MCMHORTER STADIUM

FEB 26
GEORGIA
MCMHORTER STADIUM

FEB 28
LAFAYETTE
MCMHORTER STADIUM

BROOKE MCCUBBIN
#2 • PITCHER

ABY VIEIRA
#4 • CATCHER

JADEYN RUSZKOWSKI
#21 • OUTFIELDER

BROOK MELNYCHUK
#19 • PITCHER

MADDIE MOORE
#28 • INFILDER

ABI STUART
#13 • CATCHER

REESE BASINGER
#7 • PITCHER

ALEX BROWN
#25 • INFILDER

HAYLEE WHITESIDES
#11 • INFILDER

FEB 28
EAST CAROLINA
MCMHORTER STADIUM

MAR 1
INDIANA
MCMHORTER STADIUM

TIGER INVITATIONAL
MAR. 2
TBD
MCMHORTER STADIUM

MAR 1
CHARLESTON SOUTHERN
MCMHORTER STADIUM

MAR 7-9
DUKE
MCMHORTER STADIUM

MAR 14-16
NORTH CAROLINA
MCMHORTER STADIUM

MAR 15
FURMAN
BROWNS, NY

MAR 21-23
SYRACUSE
SARASOTA, FL

MAR 25
SOUTH CAROLINA
CLEARWATER, FL

MAR 28-30
CALIFORNIA
MCMHORTER STADIUM

APR 1
GARDNER-WEBB
MCMHORTER STADIUM

APR 4-6
STANFORD
STANFORD, CA

APR 9
WINTHROP
MCMHORTER STADIUM

APR 11-13
NC STATE
FAYETTEVILLE, NC

APR 15
SOUTH CAROLINA
MCMHORTER STADIUM

APR 19-19
BOSTON COLLEGE
MCMHORTER STADIUM

APR 22
TENNESSEE
KNOXVILLE, TN

APR 27
GEORGIA TECH
ATLANTA, GA

I HOME
I AWAY
I NEUTRAL

TABLE OF CONTENTS

BIOS		RECORDS		Year-By-Year Batting & Fielding Stats	
Harper, Jessie (Director of Player Development)	30	ACC Academic Honor Roll	59	Year-By-Year Pitching Stats	41
Jamieson, Kyle (Associate Head Coach)	28	ACC Stat Leaders	60	Yearly Stat Leaders	39
Murphy, Jeannie (Director of Operations)	29	Against All Opponents	51		
Players, 2025	17-25	All-ACC Academic Selections	59		
Repole, Katie (Assistant Coach)	29	All-ACC Selections	58		
Rittman, John (Head Coach)	26-27	All-America Tiger Stats	61		
Roby, Taylor (Graduate Assistant)	30	Class Records	40		
Torres, Kelly (Graduate Assistant)	30	Easton/NFCA All-America Scholar Athlete	59		
Wieligman, Ryan (Assistant Coach)	29	Honors & Awards	58		
		Individual Career Stats	56-57		
		Individual Miscellaneous Records	37-38		
		Individual Records	32-36		
		Letterwinners	62		
		Miscellaneous Results	53-55		
		Postseason Results	47		
		Pro Tigers	58		
		Results By Date	52		
		Results By Opponent	48-50		
		Team Miscellaneous Records	44		
		Team Records	42-44		
		Top 25 NCAA Stat Rankings	60		
		Weekly Rankings	55		
		Winning Streaks	55		
		Year-By-Year Coaching Records	61		

CLEMSON SOFTBALL INFORMATION	
Games, Milestones	11
In the ACC	12
Media Information	2
National Awards & Honors	13
Polls, All-Time	
Quick Facts	3
Results, Opponent All-Time Game-By-Game	
Roster, 2025 Numerical & Alphabetical	6
Roster, 2025 Position	7
Roster, 2025 TV	5
Schedule, 2025	4
Stadium, McWhorter	14-15
Timeline, Clemson Softball	8-11

MEDIA GUIDE CREDITS

The 2025 Clemson softball media guide was designed, written and edited by **Valerie Johnson**, associate director of athletic communications. Statistical, editorial and graphic assistance provided by **Grace Sayers** and **Trey Matney**. The cover design was done by **Blaze Watson** and **Sophie Ayers**.



MEDIA INFORMATION

ACC MEDIA RELATIONS

Bailey Grossetti is the softball media relations contact for the ACC office. She can be reached at bgrossetti@acc.org.

ATHLETIC COMMUNICATIONS ADDRESS

Our address is Jervey Athletic Center, 100 Perimeter Road; P.O. Box 31; Clemson, SC 29633.

CREDENTIALS

Members of the working press who desire a media credential to a Clemson softball home game should contact **Valerie Johnson** in the Clemson athletic communications office at vjohns4@clemson.edu. Seating for writers can be found on the third level of the McWhorter Stadium behind home plate in the main press box room (farthest door to the right when facing the field). There is also room for each team's radio network. Credentials are issued on a game-by-game basis only. Online credential requests will open on the Monday prior to each game. Members of the media must request a pass at least one day prior to each game/series to ensure admittance.

EMAIL DISTRIBUTION LIST

Notes, stats, stories and other information are emailed out on a series basis from the athletic communications office. Contact **Valerie Johnson** (vjohns4@clemson.edu) to be put on the email list.

INTERNET SERVICES

The press box features the most up-to-date wireless internet services.

RITTMAN AVAILABILITY

The best time to reach Head Coach **John Rittman** is weekday mornings. Please contact **Valerie Johnson** at vjohns4@clemson.edu to set up an interview with **Rittman**.

PARKING

Members of the media are directed to park in the Jervey Athletic Center parking lot adjacent to McWhorter Stadium or in Jervey Meadows beyond the outfield fence. There is also parking available in the McFadden Building parking lot, located on the hill above Doug Kingsmore Stadium or in Memorial Stadium's West endzone parking lot (P5).

PHOTOGRAPHER POSITIONS

There are designated concrete areas in each team's dugout that photographers can shoot from. Any flooring that has a black foam pad is **OFF LIMITS** to external media. Positions are on a first-come, first-serve basis.

*No external media outlet is allowed to go past the field entrance point in each dugout. No media outlet is allowed on the field or playing surface prior to- or during- the game.

PLAYER AVAILABILITY

Player interviews are conducted before a particular practice on days when the team does not have a game. Please notify **Valerie Johnson** if you plan to attend practice. If attendance at practice is not possible, the athletic communications office can set up a phone interview. Campus and cell phone numbers for players are not provided.

POSTGAME INTERVIEWS

Postgame interviews for Tiger coaches and players take place in the atrium on the second story of McWhorter Stadium. **Valerie Johnson** will escort team members from the locker room, which is closed to the media, to the second-story atrium for interviews after a cooling-off period.

To access the interview area, enter the player facility at the second-story door that faces the playing surface above the first-base dugout. Please see the opponent's athletic communications contact for its postgame interview procedure on the field, which will take place near the third-base dugout.

POSTGAME STATS

A final box score is provided to the media for all games at McWhorter Stadium. A final box score and a game story are emailed after the conclusion of every game. For any other requests, see **Valerie Johnson** or another member of the Clemson athletic communications staff prior to the end of the game.

PRESS ENTRANCE

Enter McWhorter Stadium at the gate behind home plate under the press box. The stadium has an elevator and stairs leading up to the press box behind the grandstands.

SOCIAL MEDIA

The official Clemson softball social media accounts for X, Instagram and Facebook can all be found by following @ClemsonSoftball.

WEBSITE

Clemson box scores, releases, statistics, bios, live stats, videos, pictures, graphics, highlights and other items are all available on the internet. Find us online at ClemsonTigers.com.

WILL-CALL

The media will-call gate is located at the home-plate entrance.



QUICK FACTS

GENERAL INFORMATION

Institution	Clemson University
Nickname	Tigers
Location	Clemson, S.C. 29633
Colors	Tiger Orange & Regalia
Founded	1889
Enrollment	28,747
President	Dr. James P. Clements (UMBC '85)
Director of Athletics	Graham Neff (Georgia Tech '06)
Conference	Atlantic Coast Conference
Stadium (Capacity)	McWhorter Stadium (Natural Grass) (2,116)
Field Dimensions	LL - 200, C - 220, RL - 205
Ticket Office Phone Number	864-656-2118 or 1-800-CLEMSON

SOFTBALL STAFF

Head Coach	John Rittman (New Mexico State '86)
Record at Clemson (2020-Pres.)	189-64 (.747)
ACC Record (2020-Pres.)	81-31 (.723)
Overall Record (1996-Pres.)	939-415-3 (.693)
Associate Head Coach	Kyle Jamieson (Brock University '97, Nipissing University '98)
Assistant Coach	Katie "Crash" Repole (Louisiana '16)
Assistant Coach	Ryan Wieligman (Henderson State '20)
Director of Softball Operations	Jeannie Murphy (Oklahoma '10, Concordia University Irvine '14)
Director of Player Development	Jessie Harper (Arizona '20, '22)
Graduate Assistant	Taylor Roby (Louisville '23)
Graduate Assistant	Kelly Torres (Duke '24)
Associate AD/Sport Supervisor	Natalie Honnen (Florida '03, '05)
Athletic Trainer	Katie Rovtar (Toledo '06, Virginia Tech '08)
Strength & Conditioning Coach	Erika Troutman (Liberty '17, Clemson '20)

ATHLETIC COMMUNICATIONS INFORMATION

Mailing Address	P.O. Box 31; Clemson, S.C. 29633
Overnight Address	Jervey Athletic Center; 100 Perimeter Road; Clemson, S.C. 29633
Website	ClemsonTigers.com
X/Instagram/Facebook	@ClemsonSoftball
Assoc. Dir. of Ath. Comm & Softball Contact	Valerie Johnson (Central Michigan '18) Cell Phone - 712-269-4149 Email - vjohns4@clemson.edu
Sr. Associate AD / Communications	Jeff Kallin (Clemson '07) Office Phone - 864-656-1920 Email - kallin@clemson.edu

PROGRAM HISTORY

First Year of Softball	2020
All-Time Record (through 2024)	189-64 (.747)
All-Time Record in McWhorter Stadium	107-24 (.817)
All-Time ACC Record	81-31 (.723)
Last NCAA Tournament Appearance	2024
NCAA Tournament Appearances	4
Regional Appearances (Last)	4 (2024)
Super Regional Appearances (Last)	2 (2023)
ACC Regular-Season Championships	1 (2021)
ACC Tournament Championships	N/A

2025 TEAM INFORMATION

Letterwinners Returning	12
Letterwinners Lost	11
2024 Starting Position Players Returning (4)	Alex Brown (3B), Julia Knowler (1B) Maddie Moore (2B), Aby Vieira (C),
2024 Starting Position Players Lost (7)	Valerie Cagle (P/1B), McKenzie Clark (CF), Lindsey Garcia (RF), Alia Logoleo (SS), Arielle Oda (LF), Regan Spencer (P), Millie Thompson (P)
2024 All-Americans Returning (1)	Maddie Moore (3rd Team - 2B)
2024 All-Americans Lost (1)	Valerie Cagle (1st Team - P/UTL)
2024 All-ACC Players Returning (2)	Alex Brown (2nd), Maddie Moore (1st)
2024 All-ACC Players Lost (5)	Valerie Cagle (3rd), McKenzie Clark (2nd), Alia Logoleo (1st), Regan Spencer (2nd), Millie Thompson (3rd)
2025 Newcomers (10)	Reese Baginger (Sr.), Jamison Brockenbrough (Jr.), Macey Cintron (Fr.), Marian Collins (Fr.), Riley Fennell (Fr.), Madi Lardizabal (Fr.), Brook Melnychuk (Gr.), Sam Minish (Fr.), Taylor Pipkins (Fr.), Ava Wilson (Fr.)

RETURNING LEADERS BASED ON 2024 STATS

Batting Average	Maddie Moore (.368)
Games	Alex Brown (54)
Runs	Alex Brown (44)
Hits	Alex Brown (61)
Doubles	Julia Knowler (10)
Triples	Alex Brown (4)
Home Runs	Maddie Moore (10)
RBIs	Maddie Moore (39)
Stolen Bases	Maddie Moore (15)
ERA	Brooke McCubbin (2.83)
Wins	Brooke McCubbin (10)
Appearances	Brooke McCubbin (24)
Saves	Brooke McCubbin (1)
Innings Pitched	Brooke McCubbin (59.1)
Strikeouts	Brooke McCubbin (42)

2024 REVIEW

Record Overall	35-19
Home	17-9
Away	10-6
Neutral	8-4
ACC Regular-Season Record (Finish)	15-9 (Fifth)
ACC Tournament Record (Finish)	1-1 (Third)
NCAA Tournament Record	1-2 in Tuscaloosa Regional
Best Final Ranking	25 (ESP/N)
Best Weekly Ranking	5 by NFCA
Record vs. Top-25 Ranked Teams	2-8

2024 TOP-25 NCAA STAT FINISHES

Team/Player	Category	Stat	Rank
Millie Thompson	Strikeout-to-Walk Ratio	7.50	6
Millie Thompson	Walks Allowed Per 7 IP	0.77	6
Clemson	Strikeout-to-Walk Ratio	3.73	8
McKenzie Clark	Sacrifice Flies	6	10
Clemson	ERA	2.32	24



ALEX BROWN IS THE RETURNING LEADER IN GAMES, RUNS, HITS AND TRIPLES FROM THE 2024 TEAM

2025 SCHEDULE

Date	Day	Opponent	Location	Time (ET)
Feb. 6	Thu	1 Ole Miss	Boca Raton, Fla.	11 a.m.
		1 Kansas	Boca Raton, Fla.	2 p.m.
Feb. 7	Fri	1 at FAU	Boca Raton, Fla.	6 p.m.
Feb. 8	Sat	1 Georgia State	Boca Raton, Fla.	11:15 a.m.
Feb. 9	Sun	1 Missouri State	Boca Raton, Fla.	11:30 a.m.
Feb. 11	Tue	Furman	McWhorter Stadium	6 p.m.
Feb. 13	Thu	2 Missouri	Clearwater, Fla.	1 p.m.
		2 Auburn	Clearwater, Fla.	4 p.m.
Feb. 14	Fri	2 Kentucky	Clearwater, Fla.	1 p.m.
Feb. 15	Sat	2 UCF	Clearwater, Fla.	9 a.m.
Feb. 16	Sun	2 Ohio State	Clearwater, Fla.	10 a.m.
Feb. 19	Wed	Charlotte	McWhorter Stadium	6 p.m.
		Clemson Classic: Days 1 & 2: Four team round-robin; Day 3: Championship and Consolation Games		
Feb. 21	Fri	3 Elon	McWhorter Stadium	12:30 p.m.
		3 Villanova	McWhorter Stadium	3 p.m.
Feb. 22	Sat	3 Marshall	McWhorter Stadium	3 p.m.
Feb. 23	Sun	3 TBA - 4th vs. 3rd (OR) 2nd vs. 1st	McWhorter Stadium	10 a.m. (OR) 12:30 p.m.
Feb. 26	Wed	Georgia	McWhorter Stadium	4 p.m.
		Tiger Invitational: Days 1 & 2: Four team round-robin; Day 3: Championship and Consolation Games		
Feb. 28	Fri	4 Lafayette	McWhorter Stadium	12:30 p.m.
		4 East Carolina	McWhorter Stadium	3 p.m.
Mar. 1	Sat	4 Indiana	McWhorter Stadium	3 p.m.
Mar. 2	Sun	4 TBA - 4th vs. 3rd (OR) 2nd vs. 1st	McWhorter Stadium	10 a.m. (OR) 12:30 p.m.
Mar. 5	Wed	Charleston Southern	McWhorter Stadium	3 p.m.
		Charleston Southern	McWhorter Stadium	5 p.m.
Mar. 7	Fri	* Duke	McWhorter Stadium	6 p.m.
Mar. 8	Sat	* Duke	McWhorter Stadium	1 p.m.
Mar. 9	Sun	* Duke	McWhorter Stadium	Noon
Mar. 14	Fri	* North Carolina	McWhorter Stadium	6 p.m.
Mar. 15	Sat	* North Carolina	McWhorter Stadium	1 p.m.
Mar. 16	Sun	* North Carolina	McWhorter Stadium	1 p.m.
Mar. 19	Wed	at Fordham	Bronx, N.Y.	3 p.m.
Mar. 21	Fri	* at Syracuse	Syracuse, N.Y.	3 p.m.
Mar. 22	Sat	* at Syracuse	Syracuse, N.Y.	1 p.m.
Mar. 23	Sun	* at Syracuse	Syracuse, N.Y.	Noon
Mar. 25	Tue	at South Carolina	Columbia, S.C.	6 p.m.
Mar. 28	Fri	* California	McWhorter Stadium	6 p.m.
Mar. 29	Sat	* California	McWhorter Stadium	1 p.m.
Mar. 30	Sun	* California	McWhorter Stadium	Noon
Apr. 1	Tue	Gardner-Webb	McWhorter Stadium	6 p.m.
Apr. 4	Fri	* at Stanford	Stanford, Calif.	9 p.m.
Apr. 5	Sat	* at Stanford	Stanford, Calif.	5 p.m.
Apr. 6	Sun	* at Stanford	Stanford, Calif.	3 p.m.
Apr. 9	Wed	Winthrop	McWhorter Stadium	6 p.m.
Apr. 11	Fri	* at NC State	Raleigh, N.C.	7 p.m.
Apr. 12	Sat	* at NC State	Raleigh, N.C.	5 p.m.
Apr. 13	Sun	* at NC State	Raleigh, N.C.	1 p.m.
Apr. 15	Tue	South Carolina	McWhorter Stadium	6 p.m.
Apr. 17	Thu	* Boston College	McWhorter Stadium	6 p.m.
Apr. 18	Fri	* Boston College	McWhorter Stadium	6 p.m.
Apr. 19	Sat	* Boston College	McWhorter Stadium	Noon
Apr. 22	Tue	at Tennessee	Knoxville, Tenn.	6 p.m.
Apr. 25	Fri	* at Georgia Tech	Atlanta, Ga.	6 p.m.
Apr. 26	Sat	* at Georgia Tech	Atlanta, Ga.	4 p.m.
Apr. 27	Sun	* at Georgia Tech	Atlanta, Ga.	1 p.m.
May 7-10		^ ACC Championship	Chestnut Hill, Mass.	TBD
May 16-18		& NCAA Regionals	TBD	TBD
May 23-25		& NCAA Super Regionals	TBD	TBD
May 28-June 6		& NCAA Women's College World Series	Oklahoma City, Okla.	TBD

* - ACC regular-season game; 1 - FAU Tournament; 2- Shriners Children's Clearwater Invitational; 3 - Clemson Classic; 4 - Tiger Invitational; ^ - ACC Championship; & - NCAA Tournament

Note: Home games in **bold**; all times listed are in Eastern Standard Time.

All times listed as Eastern | Dates and times subject to change



2025 TV ROSTER



1

KENNEDY ARIAIL
So. - OF
Ariel



2

BROOKE McCUBBIN
Sr. - RHP



3

KYLEE JOHNSON
So. - OF



4

ABY VIEIRA
Sr. - C/UTL
vee-AIR-uh



5

MARIAN COLLINS
Fr. - INF



7

REESE BASINGER
Sr. - RHP
BAY-sing-er



8

MADI LARDIZABAL
Fr. - INF
lar-dih-ZAH-bowl



9

JAMISON BROCKENBROUGH
Fr. - OF
brock-IN-bro



10

RILEY BURTON
So. - C/UTL



11

BROOK WHITESIDES
RSo. - INF



12

JULIA KNOWLER
So. - INF



13

ABI STUART
RSr. - C/UTL



16

MACEY CINTRON
Fr. - RHP/1B
SIN-tron



17

AVA WILSON
Fr. - OF



19

BROOK MELNYCHUK
Gr. - RHP
MEL-lynn-chuck



20

SAM MINISH
Fr. - OF/C
MIN-ish



21

JADEYN RUSZKOWSKI
RJR. - OF
russ-COW-ski



22

TAYLOR PIPKINS
Fr. - INF



25

ALEX BROWN
Sr. - INF



27

RILEY FENNEL
Fr. - OF



28

MADDIE MOORE
Sr. - INF



44

OLIVIA DUNCAN
So. - LHP



QR CODE FOR
PRONUNCIATIONS



HC

JOHN RITTMAN
6th Season



AC

KYLE JAMIESON
6th Season




AC

KATIE "CRASH" REPOLE
1st Season



AC

RYAN WIELIGMAN
1st Season



DO

JEANNIE MURPHY
6th Season



PD

JESSIE HARPER
3rd Season

2025 CLEMSON ROSTER

NUMERICAL

#	Player	Pos.	B/T	Yr.	Ht.	Hometown	Previous School / High School
1	Kennedy Ariail	OF	R/R	So.	5-6	Cumming, Ga.	South Forsyth HS
2	Brooke McCubbin	RHP	R/R	Sr.	5-10	Locust Grove, Ga.	Locust Grove HS
3	Kylee Johnson	OF/INF	R/R	So.	5-8	Wesley Chapel, Fla.	Wiregrass Ranch HS
4	Aby Vieira	C/UTL	L/R	Sr.	5-9	Mission Viejo, Calif.	Mission Viejo HS
5	Marian Collins	INF	L/R	Fr.	5-11	Marietta, Ga.	Mount Paran Christian School
7	Reese Basinger	RHP	L/R	Sr.	5-11	Evans, Ga.	Winthrop / Evans HS
8	Madi Lardizabal	INF	R/R	Fr.	5-8	Murrieta, Calif.	Murrieta Mesa HS
9	Jamison Brockenbrough	OF	L/R	Jr.	5-8	Locust Grove, Ga.	Tennessee / Locust Grove HS
10	Riley Burton	C/UTL	R/R	So.	5-11	Lancaster, S.C.	Legion Collegiate Academy
11	Haylee Whitesides	INF	R/R	**So.	5-5	Duncan, S.C.	Byrnes HS
12	Julia Knowler	INF	L/R	So.	5-9	Fort Myers, Fla.	Fort Myers HS
13	Abi Stuart	C/UTL	R/R	**Sr.	5-9	Snow Camp, N.C.	Southern Alamance HS
16	Macey Cintron	RHP/1B	R/R	Fr.	5-11	Cumming, Ga.	Wesleyan School
17	Ava Wilson	OF	L/R	Fr.	5-9	Acworth, Ga.	North Paulding HS
19	Brook Melnychuk	RHP	R/R	Gr.	5-5	Hudson Bay, Canada	LA Tech / Hudson Bay Community School
20	Sam Minish	OF/C	L/L	Fr.	5-6	Hull, Ga.	Madison County HS
21	Jadeyn Ruszkowski	OF	L/L	*Jr.	5-8	Lithia, Fla.	Newsome HS
22	Taylor Pipkins	INF	R/R	Fr.	5-6	Cumming, Ga.	North Forsyth HS
25	Alex Brown	INF	L/R	Sr.	5-7	Savannah, Ga.	North Carolina / South Effingham HS
27	Riley Fennell	OF	R/R	Fr.	5-8	Oviedo, Fla.	Oviedo HS
28	Maddie Moore	INF	R/R	Sr.	5-7	Loomis, Calif.	Del Oro HS
44	Olivia Duncan	LHP	R/L	So.	5-10	Buford, Ga.	Buford HS

* - redshirted

Head Coach:

John Rittman (6th season • New Mexico State '86)

Associate Head Coach:

Kyle Jamieson (6th season • Brock University '97, Nipissing University '98)

Assistant Coach/Recruiting Coordinator:

Katie "Crash" Repole (1st season • Louisiana '16)

Assistant Coach/Technology:

Ryan Wieligman (1st season • Henderson State '20)

Director of Operations:

Jeannie Murphy (6th season • University of Oklahoma '10, Concordia University Irvine '14)

Director of Player Development:

Jessie Harper (3rd season • University of Arizona '20, '22)

Graduate Assistants:

Taylor Roby (2nd Season • Louisville '23)

Kelly Torres (1st Season • Duke '24)

Athletic Trainer:

Katie Rovtar (6th season • Toledo '06, Virginia Tech '08)

Strength & Conditioning Coach:

Erika Troutman (1st season • Liberty '17, Clemson '20)

Student Managers:

Mac McLaughlin (3rd Season)

Kayleigh Doerflein (2nd Season)

Joe Van Hoy (1st Season)

ALPHABETICAL

#	Player	Pos.	Cl.
1	Kennedy Ariail	OF	So.
7	Reese Basinger	RHP	Sr.
9	Jamison Brockenbrough	OF	Jr.
25	Alex Brown	INF	Sr.
10	Riley Burton	C/UTL	So.
16	Macey Cintron	RHP/1B	Fr.
5	Marian Collins	INF	Fr.
44	Olivia Duncan	LHP	So.
27	Riley Fennell	OF	Fr.
3	Kylee Johnson	OF/INF	So.
12	Julia Knowler	INF	So.
8	Madi Lardizabal	INF	Fr.
2	Brooke McCubbin	RHP	Sr.
19	Brook Melnychuk	RHP	Gr.
20	Sam Minish	OF/C	Fr.
28	Maddie Moore	INF	Sr.
22	Taylor Pipkins	INF	Fr.
21	Jadeyn Ruszkowski	OF	*Jr.
13	Abi Stuart	C/UTL	**Sr.
4	Aby Vieira	C/UTL	Sr.
11	Haylee Whitesides	INF	**So.
17	Ava Wilson	OF	Fr.

PRONUNCIATIONS

#	Name	Pronunciation
1	Kennedy Ariail	Ari-ail
4	Aby Vieira	vee-AIR-uh
7	Reese Basinger	BAY-sing-er
8	Madi Lardizabal	lar-dih-ZAH-bowl
9	Jamison Brockenbrough	brock-IN-bro
16	Macey Cintron	SIN-tron
19	Brook Melnichuk	MEL-lynn-chuck
20	Sam Minish	MIN-ish
21	Jadeyn Ruszkowski	russ-COW-ski
	Katie Repole	rep-LEE
	Ryan Wieligman	wah-LIG-man



Back Row (L to R): Assistant Coach Ryan Wieligman, Associate Head Coach Kyle Jamieson, Aby Vieira, Riley Burton, Brooke McCubbin, Reese Basinger, Olivia Duncan, Marian Collins, Macey Cintron, Head Coach John Rittman, Graduate Assistant Taylor Roby

Middle Row (L to R): Director of Operations Jeannie Murphy, Director of Player Development Jessie Harper, Julia Knowler, Abi Stuart, Jadeyn Ruszkowski, Sam Minish, Riley Fennell, Ava Wilson, Jamison Brockenbrough, Madi Lardizabal, Graduate Assistant Kelly Torres, Assistant Coach Katie "Crash" Repole

Front Row (L to R): Kylee Johnson, Haylee Whitesides, Maddie Moore, Kennedy Ariail, Brook Melnychuk, Alex Brown, Taylor Pipkins



2025 CLEMSON ROSTER

CATCHERS

#	Player	Pos.	B/T	Yr.	Ht.	Hometown	Previous School / High School
4	Aby Vieira	C/UTL	L/R	Sr.	5-9	Mission Viejo, Calif.	Mission Viejo HS
10	Riley Burton	C/UTL	R/R	So.	5-11	Lancaster, S.C.	Legion Collegiate Academy
13	Abi Stuart	C/UTL	R/R	**Sr.	5-9	Snow Camp, N.C.	Southern Alamance HS
20	Sam Minish	C/OF	L/L	Fr.	5-6	Hull, Ga.	Madison County HS

INFIELDERS

#	Player	Pos.	B/T	Yr.	Ht.	Hometown	Previous School / High School
3	Kylee Johnson	INF/OF	R/R	So.	5-8	Wesley Chapel, Fla.	Wiregrass Ranch HS
5	Marian Collins	INF	L/R	Fr.	5-11	Marietta, Ga.	Mount Paran Christian School
8	Madi Lardizabal	INF	R/R	Fr.	5-8	Murrieta, Calif.	Murrieta Mesa HS
11	Haylee Whitesides	INF	R/R	**So.	5-5	Duncan, S.C.	Byrnes HS
12	Julia Knowler	INF	L/R	So.	5-9	Fort Myers, Fla.	Fort Myers HS
16	Macey Cintron	1B/RHP	R/R	Fr.	5-11	Cumming, Ga.	Wesleyan School
22	Taylor Pipkins	INF	R/R	Fr.	5-6	Cumming, Ga.	North Forsyth HS
25	Alex Brown	INF	L/R	Sr.	5-7	Savannah, Ga.	North Carolina / South Effingham HS
28	Maddie Moore	INF	R/R	Sr.	5-7	Loomis, Calif.	Del Oro HS

OUTFIELDERS

#	Player	Pos.	B/T	Yr.	Ht.	Hometown	Previous School / High School
1	Kennedy Ariail	OF	R/R	So.	5-6	Cumming, Ga.	South Forsyth HS
3	Kylee Johnson	OF/INF	R/R	So.	5-8	Wesley Chapel, Fla.	Wiregrass Ranch HS
9	Jamison Brockenbrough	OF	L/R	Jr.	5-8	Locust Grove, Ga.	Tennessee / Locust Grove HS
17	Ava Wilson	OF	L/R	Fr.	5-9	Acworth, Ga.	North Paulding HS
20	Sam Minish	OF/C	L/L	Fr.	5-6	Hull, Ga.	Madison County HS
21	Jadeyn Ruszkowski	OF	L/L	*Jr.	5-8	Lithia, Fla.	Newsome HS
27	Riley Fennell	OF	R/R	Fr.	5-8	Oviedo, Fla.	Oviedo HS

PITCHERS

#	Player	Pos.	B/T	Yr.	Ht.	Hometown	Previous School / High School
2	Brooke McCubbin	RHP	R/R	Sr.	5-10	Locust Grove, Ga.	Locust Grove HS
7	Reese Basinger	RHP	L/R	Sr.	5-11	Evans, Ga.	Winthrop / Evans HS
16	Macey Cintron	RHP/1B	R/R	Fr.	5-11	Cumming, Ga.	Wesleyan School
19	Brook Melnychuk	RHP	R/R	Gr.	5-5	Hudson Bay, Canada	LA Tech / Hudson Bay Community School
44	Olivia Duncan	LHP	R/L	So.	5-10	Buford, Ga.	Buford HS

PLAYERS BY STATE

GEORGIA (11)

1	Kennedy Ariail	Cumming
2	Brooke McCubbin	Locust Grove
5	Marian Collins	Marietta
7	Reese Basinger	Evans
9	Jamison Brockenbrough	Locust Grove
16	Macey Cintron	Cumming
17	Ava Wilson	Acworth
20	Sam Minish	Hull
22	Taylor Pipkins	Cumming
25	Alex Brown	Savannah
44	Olivia Duncan	Buford

FLORIDA (4)

3	Kylee Johnson	Wesley Chapel
12	Julia Knowler	Fort Myers
21	Jadeyn Ruszkowski	Lithia
27	Riley Fennell	Oviedo

CALIFORNIA (3)

4	Aby Vieira	Mission Viejo
8	Madison Lardizabal	Murrieta
28	Maddie Moore	Loomis

SOUTH CAROLINA (2)

10	Riley Burton	Lancaster
11	Haylee Whitesides	Duncan

NORTH CAROLINA (1)

13	Abi Stuart	Snow Camp
----	------------	-----------

CANADA (1)

19	Brook Melnychuk	Hudson Bay
----	-----------------	------------



2025 SENIOR CLASS

CLEMSON SOFTBALL TIMELINE

March 17, 2017— Former Clemson Director of Athletics Dan Radakovich announces the addition of the softball program

Oct. 6, 2017— Softball stadium receives initial construction approval from the Clemson University Board of Trustees

Nov. 3, 2017— John Rittman selected as the program's first head coach

Nov. 8, 2017— Logan Caymol becomes the first Clemson signee

Dec. 4, 2017— Kyle Jamieson joins softball staff as Associate Head Coach

July 10, 2018— Courtney Breault joins softball staff as Assistant Coach

July 24, 2018— Jeannie Murphy joins softball staff as Director of Operations

Feb. 2, 2019— Clemson Softball Stadium breaks ground

July 9, 2019— Topping Out Ceremony

July 9, 2019— ACC and Big Ten announce Clemson as one of six host sites for the 2020 Big Ten/ACC Challenge

Aug. 26, 2019— Held first round of individual practices

Sept. 17, 2019— Held first official team practice

Sept. 30, 2019— Held first team practice on the field of Clemson Softball Stadium

Oct. 2, 2019— First scrimmage against Erskine College at Southern Wesleyan University

Nov. 11, 2019— Clemson announces its inaugural spring schedule

Dec. 3, 2019— The team and coaching staff officially move into the facility full time

Jan. 24, 2020— Ribbon-Cutting Ceremony



Jan. 25, 2020— Inaugural Fan Day

Feb. 7, 2020— Clemson defeated St. John's, 6-2, in its inaugural game, which was held at UCF's Black & Gold Tournament in Orlando, Fla. Freshman RHP Logan Caymol threw out the program's first-ever pitch and earned the win in the circle, while freshman infielder Hannah Goodwin recorded the program's first home run, a three-run shot to opposite right to break a 1-1 tie in the fifth inning.



Feb. 9, 2020— After trailing 9-4 entering the top of the sixth, Clemson scored 15 straight runs in the final two innings, including 12 runs in the seventh, to defeat St. John's again by a final score of 19-9 at UCF's Black & Gold Tournament in Orlando, Fla.

Feb. 12, 2020— Clemson held its inaugural home opener in a doubleheader against Western Carolina. Senior infielder MK Bonamy recorded the first hit at Clemson Softball Stadium. The Tigers fell, 0-2, in the first contest. Freshman RHP Logan Caymol threw a complete game no-hitter in the nightcap against the Catamounts as Clemson defeated WCU, 8-0, in five innings.

Feb. 15, 2020— Clemson defeated Maryland 21-2 at Clemson Softball Stadium in the the Tigers' second game of the 2020 Big 10/ACC Challenge. The game was highlighted by the Tigers scoring 14 runs in the second inning. Junior infielder Bailey Taylor and freshman RHP/UTL Valerie Cagle both hit grand slams in the bottom of the second to make Clemson, which was in its ninth contest as a program at the time, just the seventh program in NCAA Division-I history to record at least two grand slams in a single inning.

Feb. 18, 2020— Freshman RHP/UTL Valerie Cagle and freshman RHP Logan Caymol swept ACC Player and Pitcher of the Week awards, respectively. It was the only instance in which two freshmen won both awards in the same week that season.

Feb. 22, 2020— Freshman infielder Hannah Goodwin recorded a game-winning two-run home run to break a 5-5 tie against Stetson, which gave Clemson its first-ever win in extra innings (8).

Feb. 26, 2020— Clemson earned its first-ever ranked win in a 4-1 victory over then-No. 14 Georgia at Clemson Softball Stadium. After trailing 1-0 in the third, the Tigers capitalized on a four-run fourth inning. Clemson posted six-straight singles in the inning. Freshman RHP/UTL Valerie Cagle earned the win in the circle and recorded 20-of-21 outs in the infield.

March 1, 2020— Clemson won its first-ever ACC series after sweeping Virginia at Clemson Softball Stadium. Freshman RHP/UTL Valerie Cagle hit a walk-off home run in the bottom of the seventh to win the first game of the series on Feb. 28. The Tigers won the third and final game of the series, 12-3, in just six innings.

March 3, 2020— The National Fastpitch Coaches Association (NFCA) announced Clemson received 10 votes in the fifth edition of the 2020 USA Today/NFCA Division I Top 25 Coaches Poll, marking the first time the program received votes in the poll.

March 12, 2020— The NCAA announced the cancellation of all 2019-20 championships due to the coronavirus pandemic (COVID-19). The ACC then suspended all regular-season games, but never rescheduled them, effectively ending Clemson's inaugural season after the Tigers achieved a 19-8 overall record.

CLEMSON SOFTBALL TIMELINE

Feb. 5, 2021—Clemson University Board of Trustees announced the renaming of Clemson Softball Stadium to McWhorter Stadium after Stuart McWhorter '91 and Leigh Anne Hendrix McWhorter, of Nashville, Tenn., pledged a Cornerstone Partner Gift of \$2.5 million to IPTAY and Clemson Athletics.

Feb. 21, 2021—Clemson won its first true road series, also its first-ever ACC road series, in a 3-0 series sweep at Georgia Tech (Feb. 20-21).

March 1, 2021—Clemson received its first top-25 ranking coming in at No. 25, according to D1Softball.com.

March 9, 2021—Clemson cracked the USA Today/NFCA coaches poll for the first time coming in at No. 25.

March 27, 2021—Clemson earned its highest ranked win to date against then-No. 11 Duke live on ACC Network at McWhorter Stadium by a final score of 4-1. With the win, the Tigers snapped Duke's then-20 game winning streak, the second-longest winning streak by any Division I softball team at that point.

April 21, 2021—Clemson shutout in-state rival South Carolina, 6-0, in Columbia, S.C. in the first-ever meeting between the two teams. The Tigers and South Carolina were scheduled to meet for the first time in 2020, but the matchup was cancelled along with the remainder of the Tigers' inaugural season due to COVID-19.

May 9, 2021—In its final game of the 2021 regular season, Clemson clinched the ACC regular-season title with a 19-2 win at Syracuse. The Tigers became the first team in league history to earn the regular-season title in any team's first complete season, and the first Clemson program in school history to secure a regular-season conference championship in its first opportunity to do so. Redshirt freshman Alia Logoleo went 4-for-4 at the plate with three homers (grand slam, three-run and two-run homers) and a double, and tallied 10 RBIs, the most by a Division I player in a regular-season contest in 2021. Logoleo's 10 RBIs also marked the most by any player against a Power-5 opponent since May 7, 2015.

May 11, 2021—Redshirt freshman Valerie Cagle was named the 2021 ACC Player and Freshman of the Year to become the first player in softball league history to garner ACC Player or Pitcher of the Year while also being crowned ACC Freshman of the Year. Head Coach John Rittman was also tabbed the league's Coach of the Year.

May 15, 2021—Clemson made its first appearance in the ACC title game after securing a pair of 2-0 wins over Georgia Tech (May 13) and then-No. 20 Virginia Tech (May 14) in the ACC Championship quarterfinals and semifinals, respectively, at Ulmer Stadium in Louisville, Ky. The Tigers fell 1-0 to then-No. 21 Duke in the championship final.

May 16, 2021—Clemson secured its first NCAA Regional berth after being selected to the Tuscaloosa Regional. In addition to the Tigers, Alabama, Troy and Alabama State were also named to the regional site in Tuscaloosa, Ala.

May 21, 2021—Clemson secured its first NCAA Regional win in an 8-0 victory over Troy, which lasted just five innings due to the NCAA's eight-run rule. The Tigers homered four times, including two from starting pitcher Valerie Cagle, who tallied 10 strikeouts.

June 2, 2021—Redshirt freshman Valerie Cagle is named the first Tiger to become a NFCA All-American garnering second team honors.

Feb. 7, 2022—Clemson receives its first preseason rankings being ranked in the top-15 by all major polls: USA Today/NFCA, ESPN/USA Softball, D1Softball.com and Softball America.

Feb. 20, 2022—Clemson upsets then-No. 6/5 Washington in Clearwater, Fla. at the St. Pete/Clearwater Elite Invitational for the first top-10 win in program history. Valerie Cagle struck out 10 batters in the circle and hit a solo home run as the Tigers shutout the Huskies, 2-0.

Feb. 22, 2022—Clemson earns its first-ever single-digit ranking, clocking in at No. 9 on ESPN/USA Softball's weekly poll.

Feb. 26, 2022—Sophomore McKenzie Clark hit Clemson's first inside the park home run against Akron in the morning game of the Clemson Classic. Clark dropped a ball into right center and was able to round the bases to cross home two strides before the ball was thrown in to the catcher.



McKENZIE CLARK IS THE ONLY TIGER SOFTBALL PLAYER TO DATE TO RECORD AN INSIDE THE PARK HOME RUN

March 1, 2022—Clemson extended its home-winning streak to 21 games at McWhorter Stadium with a 6-0 victory against Gardner-Webb. The streak dated back to March 27, 2021 against Duke (4-1).

March 8, 2022—Seniors Marissa Guimbarda and Cammy Pereira were named two of the 30 Senior CLASS Award candidates. Clemson was one of two programs to have multiple athletes selected as candidates.

March 13, 2022—Clemson softball played its 100th game in program history. Clemson shutout Illinois behind a then-career high 11 strikeouts from sophomore left hand pitcher Millie Thompson. Softball paced itself to tie the best start by any program at Clemson tying women's tennis with a 78-22 record.

March 19, 2022—The then-No. 17/15 Clemson Tigers upset then-No. 13/8 Duke Blue Devils in run-rule fashion defeating Duke in five-innings with a 10-2 victory.

May 1, 2022—Clemson defeats Georgia Tech on Senior Day, 3-2, for the program's 100th victory, accomplishing the feat in only 130 games. Softball is the second-fastest program at Clemson to reach the milestone, trailing only women's tennis (128 games).

May 13, 2022—The Tigers earn their highest ranked victory to date by upsetting then-No. 2/2 Virginia Tech, 4-1, in the ACC Semifinal in Pittsburgh, Pa.

May 14, 2022—Clemson made its second appearance in the ACC title game in as many years after securing wins over Notre Dame (7-3 on May 12) and then-No. 2/2 Virginia Tech (4-1 on May 13) in

CLEMSON SOFTBALL TIMELINE

the ACC Championship quarterfinals and semifinals, respectively, at Vartabedian Field in Pittsburgh, Pa. The Tigers fell, 8-6, to then-No. 3/3 Florida State in the championship final.

May 15, 2022— Clemson and McWhorter Stadium are selected to host a NCAA Regional for the first time as the No. 10 National Seed hosting Louisiana, Auburn and UNCW in the Clemson Regional.

May 20, 2022— Sophomore left hand pitcher Millie Thompson pitches a no-hitter to open the 2022 Clemson Regional in front of a then-record-setting 1,760 crowd at McWhorter Stadium. Thompson threw only 49 pitches in the 9-0 run-rule victory against UNCW.

May 22, 2022— Clemson advanced out of its first NCAA Regional after run-ruling Louisiana, 8-0, in the Clemson Regional Championship. The victory completed the regional sweep with wins after the Tigers also picked up wins over Auburn (1-0) and UNCW (9-0).



MILLIE THOMPSON FINISHED HER CAREER WITH A 44-13 RECORD IN THE CIRCLE, INCLUDING TWO SHUTOUTS IN THE 2022 CLEMSON REGIONAL

May 26, 2022— Clemson appeared in its first NCAA Super Regional playing the No. 7 National Seed Oklahoma State Cowgirls at the Stillwater Super Regional.

June 1, 2022— Redshirt sophomore Valerie Cagle is named softball's first Tiger to become a NFCA First Team All-American, earning All-America honors in back-to-back seasons.

June 7, 2022— Graduate transfer Sam Russ is selected as a Third Team Academic All-America softball team by CoSIDA to become the first Clemson softball player to earn Academic All-America honors.

June 21, 2022— John Rittman and Clemson reach a new five-year contract agreement keeping him at Clemson through the 2027 season.

February 10, 2023— Clemson tallied a program-record 19 hits in the 11-2 victory against Georgia State in the second game of the 2023 season. 11 Tigers contributed to Clemson's record with junior McKenzie Clark leading the way going 4-for-4 with a home run. Redshirt junior Alia Logoleo followed by going 3-for-4, and graduate Caroline Jacobsen hit two home runs.

February 17, 2023— The No. 7/6 Tigers welcomed a then-record setting 1,982 fans to McWhorter Stadium when Clemson run-ruled No. 14/11 Northwestern, 15-2, in five innings to open the 2023 home slate. The game was the seventh-straight game with double-digit hits after recording 15 during the game.

February 18, 2023— The Clemson Tigers tied a program-record with seven stolen bases against UIC. The Tigers had set the record the previous week by stealing seven against Ohio State. Junior McKenzie Clark tied the individual program record against UIC by stealing three.

March 8, 2023— Redshirt junior Valerie Cagle threw the program's first perfect game. She retired all 15 batters she faced, including

eight strikeouts, for a five-inning perfect game. The righty threw just 51 pitches with 40 strikes and never reached a three-ball count during the contest. Clemson won the game, 18-0. She became the eighth Division I player to throw a perfect game in 2023.

March 24, 2023— Redshirt junior Valerie Cagle threw an immaculate inning tossing only nine pitches to strikeout all three batters in the second inning at Georgia Tech — one of the rarest feats to ever happen in baseball and softball as it had only happened 114 times in MLB history as of this date.


April 17, 2023— Graduate Caroline Jacobsen was drafted in the fifth round (20th overall pick) by the USSSA Pride during the Women's Professional Fastpitch Draft to become the first Clemson softball player to be drafted professionally.

May 10, 2023— For the second time of her career, redshirt junior Valerie Cagle was named the ACC Player of the Year. It was her fourth postseason ACC nod. She also finished the regular season as a six-time ACC Player/Pitcher of the Week (three at player, three at pitcher). Caroline Jacobsen, Alia Logoleo, Ally Miklesh and Millie Thompson joined her as All-ACC selections.

May 14, 2023— Clemson was selected as the No. 16 National Seed and hosted Auburn, Cal State Fullerton and UNC Greensboro in the Clemson Regional. This marked the second time in the program's short history that Clemson was selected as a host, and the third-consecutive year (every year the program has been eligible) the Tigers have made a postseason appearance.

May 21, 2023— Clemson defeated Auburn to be crowned Regional Champions and advance for the second-consecutive year to a Super Regional.

May 30, 2023— Redshirt junior Valerie Cagle was crowned the 2023 USA Softball Collegiate Player of the Year. She became the fourth ACC player to earn the award and gave the league its first selection since 2014. She is also the 14th Clemson athlete to earn a National Player of the Year honor and the second woman, joining Brianna Rollins from track and field.



CLEMSON DEFEATED UNCW, AUBURN & LOUISIANA BY A COMBINED 18-0 TO ADVANCE TO THE PROGRAM'S FIRST-EVER SUPER REGIONAL

May 31, 2023— Redshirt junior Valerie Cagle became a two-time NFCA First Team All-American, a unanimous selection, and the first Rawlings Gold Glove (pitcher) recipient for the program.

June 6, 2023— Graduate Caroline Jacobsen became the second Academic All-American in program history being crowned by College Sports Communicators (CSC).

June 22, 2023— Head Coach John Rittman and Valerie Cagle were selected to represent Clemson with the USA Softball Women's National Team at the 2023 Japan All-Star Series.

CLEMSON SOFTBALL TIMELINE

February 8, 2024— Clemson opened the season with the 200th win in program history against Missouri State (12-0 in five) — held a 155-45 record through 200 games. Freshman Julia Knowler tallied two home runs in the game, including a solo shot in her first plate appearance.

March 10, 2024— Clemson won its 100th game at McWhorter Stadium with a 12-0 win against Fordham — held a 100-18 (.847) at McWhorter through that game.

May 8, 2024— Had the most athletes to date selected to the All-ACC team with six honorees (Maddie Moore — 1st, Alia Logoleo — 1st, Alex Brown — 2nd, McKenzie Clark — 2nd, Regan Spencer — 2nd, Valerie Cagle — 3rd and Millie Thompson — 3rd).

May 12, 2024— Clemson punched its fourth-consecutive NCAA Tournament appearance making a return to the Tuscaloosa Regional as the No. 2 seed.

May 14, 2024— Redshirt senior Valerie Cagle is drafted No. 1 during the 2024 Athletes Unlimited draft.

May 19, 2024— Redshirt senior Valerie Cagle, senior McKenzie Clark and junior Maddie Moore all garnered NFCA All-Region accolades to mark the most Tigers selected to an All-Region team to date.



VALERIE CAGLE THREW CLEMSON'S FIRST PERFECT GAME VS. MERCER IN 2023. CAGLE WENT ON TO BE CROWNED ACC PLAYER OF THE YEAR AND USA SOFTBALL PLAYER OF THE YEAR THAT SEASON

May 29, 2024— Redshirt senior Valerie Cagle (1st) and junior Maddie Moore (3rd) earned NFCA All-America honors to mark the most All-Americans in a single season in the program's short infancy. This was Cagle's fourth honor and Moore's first.



ALIA LOGOLEO GRADUATED IN 2024 AS A FIVE-TIME ALL-ACC SELECTION

MILESTONES

FIRST... GAME

Feb. 7, 2020
W, 6-2, vs. St. John's (Orlando, Fla.)

WIN

Feb. 7, 2020
W, 6-2, vs. St. John's (Orlando, Fla.)

GAME AT McWHORTER STADIUM

Feb. 12, 2020
L, 0-2, Western Carolina¹

¹Note that at the time, McWhorter Stadium was called the Clemson Softball Stadium

WIN AT McWHORTER STADIUM

Feb. 12, 2020
W, 8-0⁽⁵⁾, Western Carolina²

²Note that at the time, McWhorter Stadium was called the Clemson Softball Stadium

ACC GAME

Feb. 28, 2020
W, 8-7, Virginia

ACC WIN

Feb. 28, 2020
W, 8-7, Virginia

ACC TOURNAMENT WIN

May 13, 2021
W, 2-0, vs. Georgia Tech (Louisville, Ky.)

NCAA TOURNAMENT WIN

May 21, 2021
W, 8-0⁽⁵⁾, vs. Troy (Tuscaloosa, Ala.)

100TH...

GAME

March 13, 2022
W, 4-0, Illinois

WIN

May 1, 2022
W, 3-2, Georgia Tech

GAME AT McWHORTER STADIUM

April 22, 2023
W, 2-0, Pittsburgh

WIN AT McWHORTER STADIUM

March 10, 2024
W, 12-0, Fordham

ACC GAME

March 30, 2024
W, 10-0⁽⁵⁾, Boston College

200TH...

GAME

Feb. 8, 2024
W, 12-0⁽⁵⁾, vs. Missouri State (Clearwater, Fla.)

IN THE ACC...

Since becoming a program in 2020, the Tigers have proved to be steadfast in their pursuit of greatness. The softball program won the regular season title in 2021, the first year eligible due to the 2020 season being cut short due to the COVID-10 pandemic, to become the only program in school history to secure a regular-season conference championship in its first opportunity to do so.

Clemson has also made a strong push in the yearly conference championship making two championship games (2021 vs. Duke and 2022 vs. Florida State), as well as advancing to the semifinals every year eligible (2021-24).

Through the first five seasons, the Tigers have posted an 81-31 (.723) overall record. Individually, Clemson has tallied 26 total All-ACC honors, including seven first team, five second team, nine third team and five all-freshman selections. Twelve athletes have been credited with All-ACC honors with **Valerie Cagle** and **Alia Logoleo** each garnering five with a first-, second- or third-team selection on four occasions, as well as both being named to the all-freshman team in 2021. Key All-ACC selections returning to the 2025 lineup include **Maddie Moore** (1st) and **Alex Brown** (2nd)

On top of the All-ACC awards, Cagle was crowned the ACC Player of the Year in both 2021 and 2023. Continuing to set the standard, she became the first softball player in ACC history to be crowned both ACC Player of the Year and ACC Freshman of the Year in 2021. Head Coach **John Rittman** joined Cagle by being crowned the ACC Coach of

the Year in the program's first complete season.

Additional ACC accolades come in from nine Preseason All-ACC honors, seven All-ACC Tournament selections and 19 ACC honors split between Player (10) and Pitcher (9) of the Week.

Off the field, the Tigers have had 38 All-ACC Academic selections, including 15 during the 2023 season that saw Cagle earning Scholar-Athlete of the Year. Clemson has also landed 106 student-athletes on the ACC Academic Honor Roll that include five-time members Cagle, Logoleo, **Arielle Oda** and **Abi Stuart**.

ACC YEAR-BY-YEAR

YEAR	RECORD	FINISH	ACC TOURNAMENT
2020	5-1	N/A	N/A
2021	29-5	First	Runner-Up
2022	14-10	Fifth	Runner-Up
2023	18-6	Third	Semifinals
2024	15-9	Fifth	Semifinals



VALERIE CAGLE
2021 & 2023 PLAYER OF THE YEAR
2021 FRESHMAN OF THE YEAR



JOHN RITTMAN
2021 COACH OF THE YEAR



CLEMSON CLINCHED THE 2021 ACC REGULAR SEASON TITLE WITH A 29-5 CONFERENCE RECORD

NATIONAL AWARDS & HONORS

VALERIE CAGLE WAS NAMED THE 2023 USA SOFTBALL COLLEGIATE PLAYER OF THE YEAR, BECOMING CLEMSON'S 14TH ATHLETE AND SECOND WOMAN TO GARNER NATIONAL PLAYER OF THE YEAR HONORS.



Valerie Cagle made history in 2023 as the first player in Clemson history to be named the USA Softball Player of the Year, which is considered the most prestigious honor in Division I women's collegiate softball. She continued her dominant junior campaign by being named the Rawlings Gold Glove award recipient at pitcher.

Cagle made an impact on a national level as soon as she stepped on campus. During her redshirt freshman season in 2021, she was a top three finalist for NFCA National Freshman of the Year as well as being a top 10 finalist for USA Softball Collegiate Player of the Year. Alongside winning the award in 2023, Cagle was a top 25 finalist (2022) and top 50 watchlist selection (2024) during her collegiate campaign.

In conjunction with being in consideration for player of the year, Cagle is a four-time NFCA All-American - three first team and one second team - as a pitcher/utility. This also made her a four-time NFCA First Team All-Region Southeast selection. She was recognized on three different occasions as an NFCA Player of the Week and has been selected to participate with the USA Softball Women's or Junior National Team on three separate occasions.

Joining Cagle in the All-American category is 2025 senior infielder Maddie Moore. She earned her first All-America honor in 2024 with a third-team nod at second base

after leading Clemson with a .368 average that included 10 home runs, 57 hits and 39 RBIs. She also led the Tigers with 15 stolen bases and defensively contributed 69 putouts with 109 assists. She was also an NFCA All-Region Southeast Second Team selection in 2024.

McKenzie Clark (2021-24) was a two-time NFCA All-Region Southeast selection at Clemson. She earned her first honor in 2021 in the outfield after finishing with a .355 average with 60 hits, including nine doubles and nine home runs with 29 RBIs. She scored 47 runs and stole 23 bases while finishing with a .639 slugging percentage and .431 on-base percentage.

Clark earned her second all-region nod as a senior in 2024 after posting a .365 average with a team-high 61 hits, including 10 home runs, eight doubles and four triples. She notched 41 RBIs and maintained a .641 slugging percentage and .477 on-base percentage. Defensively, she notched 74 putouts and two assists.

Off the field, Alia Logoleo was named a 2024 NSCA Strength and Conditioning All-American, while Sam Russ (2022) and Caroline Jacobsen (2023) both were named CoSIDA/CSC All-America Third Team members.



MADDIE MOORE
2024 NFCA ALL-AMERICAN
2024 NFCA ALL-REGION



MCKENZIE CLARK
2021 & 2024 NFCA ALL-REGION



ALIA LOGOLEO
2024 NSCA STRENGTH & CONDITIONING
ALL-AMERICAN

McWHORTER STADIUM



On Dec. 1, 2018, a fence was built and the site was cleared as construction began on a new stadium for the Clemson Softball program. Two months later, on Feb. 1, 2019, the coaching staff, staff members from the administration and IPTAY and staff from the construction team gathered on the grounds of the stadium for an official site visit in preparation for the first home game in February 2020.

The site visit was to officially commemorate the construction of then-Clemson Softball stadium, which will feature over 1,000 fixed chairback seats, in addition to berm seating. The facility also includes a team clubhouse with over 12,000 square feet of conditioned space that houses a team lounge, locker room, sports medicine room, equipment room and coaches' offices. The facility also features locker rooms for the coaches, umpires and visiting team.

"Myself, our staff and players are so truly appreciative of all the generous people who have given their time and money to make this dream a reality. Words alone cannot express our sincere gratefulness," said Head Coach John Rittman, who began his tenure as the first head softball coach in Clemson history in November 2017.

"Seeing our stadium construction underway brings an extreme amount of excitement. The fact that our administration has allowed us to be a part of the entire process gives us even more of a sense of gratitude, appreciation and pride."

The complex also includes an indoor player development hitting facility that will span over 6,000 square feet. Additional accommodations of the stadium include a press box with three broadcast booths and a videoboard.

The facility was designed by Goodwyn Mills Cawood Architects while DPR Construction served as the contractor for the \$13 million project, which had an anticipated

completion date of Fall 2019. *NOTE: The naming rights to the stadium had not been selected at this time.*

"There is such a direct correlation in seeing the stadium being built right before our eyes, as construction takes place behind where we are currently practicing and what we are doing in the classroom, on the field and in the weight room," noted Rittman. "Just like the builders are laying the foundation for our stadium, we are laying the foundation for our program with the seven players and coaches working daily on not only the fundamentals of playing softball, but even more importantly, our culture and core values."

The Clemson Softball Stadium was officially renamed after Stuart McWhorter and Leigh Anne Hendrix McWhorter pledged a \$2.5-million-dollar Cornerstone Partner Gift to IPTAY, Clemson Athletics and, more specifically, the softball program. On Feb. 17, 2021, "McWhorter Stadium" signage was officially installed above the stadium's scoreboard, press box and along the backstop to honor the generous gift from the McWhorter family.

Originally built to welcome 1,616 fans on game days for the inaugural season, Clemson Athletics expanded the outfield berm seating area in McWhorter Stadium during the summer of 2022 following the third season of play to extend from the left field to right-center to move capacity of McWhorter to 2,116 (an increase of 500 fans per game).

Since opening its doors, Clemson Softball has welcomed over 191,000 fans into McWhorter Stadium and hosted both the 2022 and 2023 Clemson Regional, as well as over seven tournaments that have welcomed two or more teams in the facility per weekend. Clemson softball fans continue to prove it's a program worth supporting by elevating the student-athlete experience by making McWhorter Stadium one of the best places to play college softball in the country.

YEAR-BY-YEAR RECORDS

Year	ACC	Win %	Overall	Win %
2020	5-1	.833	14-2	.875
2021	15-4	.789	23-4	.852
2022	7-5	.583	25-5	.833
2023	9-3	.750	28-4	.875
2024	6-6	.500	17-9	.653
Totals	42-19	.689	107-24	.818

CLEMSON VS. ACC AT McWHORTER STADIUM

Team	W-L	Win %
Boston College	6-1	.857
California	0-0	--
Duke	2-5	.286
Florida State	0-3	.000
Georgia Tech	3-0	1.000
Louisville	2-1	.667
North Carolina	7-0	1.000
NC State	5-2	.714
Notre Dame	2-1	.667
Pittsburgh	5-1	.833
Stanford	0-0	--
Syracuse	3-0	1.000
Virginia	6-0	1.000
Virginia Tech	1-5	.167
Totals	42-19	.689

Note: Only includes regular-season games and record against opponents as members of the ACC; **bold** denotes 2025 ACC opponent at McWhorter Stadium.

SINGLE-SEASON ATTENDANCE BESTS

Rk	Year	Dates	Total	Avg.
1.	2023	32	59,691	1,865
2.	2024	26	48,809	1,877
3.	2022	30	47,296	1,577
4.	2020	16	24,860	1,554
5.	2021	27	10,452	387

*Note: 2020 season cut short due to COVID-19 Pandemic & 2021 season attendance limited due to attendance restrictions

McWHORTER STADIUM

2024 ATTENDANCE LEADERS

Rk	School	Dates	Total	Avg.
1.	Oklahoma	28	122,992	4,393
2.	Alabama	28	106,893	3,818
3.	Arkansas	30	97,744	3,258
4.	LSU	38	83,661	2,202
5.	Arizona	30	59,430	1,981
6.	Texas	31	57,447	1,853
7.	South Carolina	33	57,301	1,736
8.	Auburn	31	54,441	1,756
9.	Texas A&M	29	54,023	1,863
10.	Florida	33	53,261	1,614
11.	Tennessee	28	50,140	1,791
12.	Missouri	18	50,117	2,784
13.	Clemson	26	48,809	1,877
14.	South Florida	37	42,663	1,153
15.	Florida State	36	41,807	1,161



STUART AND LEIGH ANNE McWHORTER PLEDGED \$2.5 MILLION TO BECOME CORNERSTONE PARTNERS WITH IPTAY



RECORD VS. OPPONENTS AT McWHORTER STADIUM

Opponent (First-Last Game)	W-L	Win %
Akron (2022-2022)	1-0	1.000
Auburn (2022-2023)	3-1	.750
Boston College (2021-2024)	6-1	.857
Boston University (2022-2022)	2-0	1.000
Bryant (2023-2023)	1-0	1.000
Charlotte (2020-2023)	3-0	1.000
Duke (2021-2024)	2-5	.286
East Tennessee State (2022-2022)	1-0	1.000
Elon (2021-2021)	3-0	1.000
Florida State (2023-2023)	0-3	.000
Fordham (2024-2024)	1-0	1.000
Furman (2021-2024)	6-1	.857
Gardner-Webb (2022-2024)	4-0	1.000
Georgia (2020-2023)	2-0	1.000
Georgia Tech (2022-2022)	3-0	1.000
Illinois (2022-2022)	2-0	1.000
Jacksonville (2023-2023)	1-0	1.000
Liberty (2022-2022)	2-0	1.000
Longwood (2024-2024)	1-0	1.000
Louisiana (2022-2022)	1-0	1.000
Louisville (2022-2022)	2-1	.667
Maryland (2021-2021)	2-0	1.000
Mercer (2022-2024)	3-0	1.000
Miami (OH) (2024-2024)	1-0	1.000
Michigan State (2021-2021)	2-0	1.000
Minnesota (2024-2024)	1-1	.500
North Carolina (2021-2024)	7-0	1.000
NC State (2021-2024)	6-1	.857
Northwestern (2023-2023)	2-0	1.000
Notre Dame (2022-2022)	2-1	.667
Ohio State (2023-2023)	2-0	1.000
Ole Miss (2024-2024)	2-0	1.000
Pittsburgh (2020-2023)	5-1	.833
Presbyterian (2020)	1-0	1.000
South Carolina (2022-2024)	2-1	.667
St. Francis (2022-2022)	1-0	1.000
Syracuse (2023-2023)	3-0	1.000
Tennessee (2024-2024)	0-1	.000
UConn (2024-2024)	1-0	1.000
UNCG (2023-2023)	3-0	1.000
UNCW (2022-2022)	1-0	1.000
Virginia (2020-2023)	6-0	1.000
Virginia Tech (2021-2022)	1-5	.167
Western Carolina (2020-2020)	1-1	.500
Winthrop (2022-2024)	5-0	1.000

MEET THE TIGERS



MADDIE MOORE

ALL-AMERICAN, 2024

VETERAN BIOS



KENNEDY ARIAIL

1

OF • R-R • 5-6 • SO. • 1VL
CUMMING, GA.
SOUTH FORSYTH HIGH SCHOOL

2024 (FRESHMAN)

All-ACC Academic Team ... ACC Honor Roll ... Appeared in 37 games ... Started in first collegiate game vs. Longwood (March 9) and drew a walk ... Recorded first career hit with an RBI single against Fordham (March 10) ... Scored 14 runs this season ... Scored one run against USC Upstate (May 18) and vs. Southeastern Louisiana (May 18) in the Tuscaloosa Regional.

BEFORE CLEMSON

All-Region and All-County selection in 2022, 2021, and 2019 ... Named the No. 70 recruit on Extra Innings Top 100 list (2023) ... Graduated with honors and on the 2023 honor roll ... Played club ball with Georgia 3D Sauer (2013-17), EC Bullets Lunsford (2017-19), Georgia Impact Lewis (2019-21), Atlanta Vipers Harris (2021-22) and Atlanta Vipers Tamborra (2022-23) ... Set school

ARIAIL'S CAREER HIGHS

Runs	1	many (14)	5-18-24
Hits	1	Fordham	3-10-24
Doubles	0	-----	-----
Home Runs	0	-----	-----
RBI's	1	Fordham	3-10-24
Walks	1	Longwood	3-9-24
Steals	0	-----	-----

record in the 4x200.

PERSONAL

Daughter of Melanie and Don Ariail ... Father played baseball at Georgia and Columbus State ... Has two brothers, Jackson and Asher ... Intends to major in business ... Chose Clemson because it is known for its great academics and its new and upcoming softball program! She has dreamed of being a Tiger ever since Clemson started the program.

ARIAIL'S CAREER STATS

OVERALL

Year	Avg	GP-GS	AB	R	H	2B	3B	HR	RBI	TB	Slg%	BB	HP	SO	GDP	OB%	SF	SH	SB	PO	A	E	Fld%
2024	.167	37-1	6	14	1	0	0	0	1	1	.167	1	0	3	0	.286	0	0	0-1	0	0	0	.000



ALEX BROWN

25

INF • L-R • 5-7 • SR. • 1VL
SAVANNAH, GA.
UNIVERSITY OF NORTH CAROLINA

2024 (JUNIOR)

Second Team All-ACC ... Started all 54 games at either shortstop, third base, or second base ... Led the team with 21 multi-hit games and 61 total hits ... Set single-season record with 186 at bats ... Finished the season with five doubles, four triples, and four home runs ... Maintained a .328 average with a .388 on-base percentage and .462 slugging percentage ... Tallied two hits, two runs scored, one RBI and one stolen base vs. USC Upstate (May 18) ... Went 3-for-4 with three RBIs and one run scored, one stolen base and one walk in ACC Quarterfinals against Virginia (May 9) ... Went 3-for-4 with a triple and one run scored in series opener against NC State (March 2) ... Hit a solo home run against Minnesota (March 7) ... Led off the series against North Carolina with a solo home run and hit another one in the series finale (March 15 & 17) ...

Had three hits, including a home run, two RBIs and scored two runs in series opener against Notre Dame (April 19) ... Was on a five-game hitting streak where she clocked at minimum two hits in each game from April 19-April 27 ... Tallied a double and a triple with one run scored at South Carolina (April 9) ... Scored a career-high three runs off two hits against Fordham (March 10).

BEFORE CLEMSON (NORTH CAROLINA)

2023 NFCA Southeast All-Region Third Team ... 2023 All-ACC Second Team ... Led the Tar Heels in 2023 with a .399 average, 63 hits, and a .438 on-base percentage ... Tallied a team-best 19 multi-hit games and five multi-RBI outings ... Hit .434 in ACC play with a team-best 33 hits in 2023 ... Stole 11 bases during 2023 season ... Appeared in 103 games, making 95 starts for the Tar


BROWN'S CAREER HIGHS

Runs	3	many (2)	3-10-24
Hits	4	at Virginia	4-2-23
Doubles	1	many (11)	5-18-24
Home Runs	1	many (9)	4-19-24
RBI's	4	NC State	3-26-22
Walks	2	many (3)	4-7-24
Steals	1	many (17)	5-9-24

Heels ... Fielded 10 double plays during her two seasons at North Carolina ... Finished her career at North Carolina with 79 hits, including six doubles, five home runs and two triples, and a .400 slugging percentage.

PERSONAL

Daughter of Lynn and Kevin ... Has an older brother, KC ... Father, Kevin, played baseball at Middle Georgia State College and Armstrong State University ... Brother, KC, also played baseball at South Georgia State College.



BROWN'S CAREER STATS

OVERALL

Year	Avg	GP-GS	AB	R	H	2B	3B	HR	RBI	TB	Slg%	BB	HP	SO	GDP	OB%	SF	SH	SB	PO	A	E	Fld%
2022*	.157	49-42	102	9	16	3	1	1	16	24	.235	5	4	20	0	.221	2	2	2-5	54	50	9	.920
2023*	.399	54-53	158	32	63	3	1	4	20	80	.506	10	1	24	0	.438	0	8	11-15	65	91	11	.934
2024	.328	54-54	186	44	61	5	4	4	28	86	.462	18	2	15	0	.388	3	6	4-6	50	107	13	.924
Total	.314	157-149	446	85	140	11	6	9	64	190	.426	33	7	59	0	.367	5	16	17-26	169	248	33	.927

*North Carolina

VETERAN BIOS



RILEY BURTON

10

C/UTL • R-R • 5-11 • SO. • 1VL
LANCASTER, S.C.
LEGION COLLEGIATE ACADEMY

2024 (FRESHMAN)

ACC Honor Roll ... Easton/NFCA All-America Scholar-Athlete ... Appeared in three games ... Had first collegiate at bat against Mercer (March 8) ... Scored first collegiate run vs. Fordham (March 10).

BEFORE CLEMSON

Earned the Golden Glove Award in 2022 ... Named an Academic All-American in both volleyball and softball in

2020 and 2021 ... Was a Top-5 Player in the 4A Region and was an All-Region selection in 2019 ... Helped Legion Collegiate Academy to be crowned 2021 2A SCHS State Champions ... Was a 2019 4A Player of the Year Nominee ... Played club ball for LA Elite – Ghent, Bandits NC-Ghent, and the Atlanta Vipers 18 Gold-Tamborra.

PERSONAL

Daughter of Michelle and William Burton ... Mother and

BURTON'S CAREER HIGHS

Runs	1	Fordham	3-10-24
Hits	0	-----	-----
Doubles	0	-----	-----
Home Runs	0	-----	-----
RBI	0	-----	-----
Walks	0	-----	-----
Steals	0	-----	-----

sisters graduated from Clemson- brother is a current student ... Intends to major in Special Education ... Chose Clemson because it has always been her dream college to attend. Her entire family has always been Clemson fans and she enjoyed the community at Clemson. Her mom graduated from Clemson. Her two older sisters graduated from Clemson, and her brother will be there at the same time. Orange and Regalia runs in the family.

BURTON'S CAREER STATS

OVERALL																							
Year	Avg	GP-GS	AB	R	H	2B	3B	HR	RBI	TB	Slg%	BB	HP	SO	GDP	OB%	SF	SH	SB	PO	A	E	Fld%
2024	.000	3-0	1	1	0	0	0	0	0	0	.000	0	0	0	0	.000	0	0	0-0	0	0	0	.000



OLIVIA DUNCAN

44

LHP • R-L • 5-10 • SO. • 1VL
BUFORD, GA.
BUFORD HIGH SCHOOL

2024 (FRESHMAN)

ACC Honor Roll ... Easton/NFCA All-America Scholar-Athlete ... Appeared in the circle in six games, starting one ... Made collegiate debut with a start vs. Liberty (Feb. 10) and struck out one batter ... Pitched season-high 2.0 innings with one strikeout vs. Mercer (March 8) ... Pitched six innings.

BEFORE CLEMSON

Georgia Gatorade Player of the Year in 2023 ... Named the Gwinnett County Pitcher of the Year in 2021 ... Named the Regional Pitcher of the Year ... Selected to the First Team All-Gwinnett County team in 2020 ... Was an All-Region First Team selection in 2020 ... Earned the Varsity Coaches Award ... Earned the AP Scholar with Honor

Award in 2022 ... ExtralNningSoftball No. 5 Prospect in both 2021 and 2020.

PERSONAL

Daughter of Dreama and Jamie Duncan ... Intends to major in Parks, Recreation, and Leisure Facilities Management ... Chose Clemson because, since introducing its softball program, it has always been one of her favorite schools. She began going to pitching camps in middle school and was able to get to know the coaching staff and fall in love with the program over the years.

DUNCAN'S CAREER HIGHS

Total IP	3	many (2)	3-10-24
Runs	4	at Virginia	4-2-23
Earned Runs	1	many (11)	5-18-24
Strikeouts	1	many (9)	4-19-24
Hits	4	NC State	3-26-22
Walks	2	many (3)	4-7-24



DUNCAN'S CAREER STATS

OVERALL																						
Year	ERA	W-L	APP	GS	CG	SHO/CBO	SV	IP	H	R	ER	BB	SO	BF	O/BA	WP	HBP	BK	PO	A	E	Fld%
2024	7.00	0-0	6	1	0	0/2	0	6.0	12	6	6	3	2	34	.400	1	0	0	0	1	0	1.000



VETERAN BIOS



KYLEE JOHNSON

3

OF/INF • R-R • 5-8 • SO. • 1VL
 WEST CHAPEL, FLA.
 WIREGRASS RANCH HIGH SCHOOL

2024 (FRESHMAN)

All-ACC Academic Team ... ACC Honor Roll ... Easton/NFCA All-America Scholar-Athlete ... Appeared in 41 games, starting 26 ... Made first collegiate start vs. Liberty where she tallied one hit (Feb. 10) ... Hit first home run with a solo shot against UC San Diego (Feb. 14) ... Clocked two home runs in series opener against North Carolina (March 15) ... Second on the team with 11 stolen bases ... Stole two bases against Ole Miss (Feb. 23) ... Held a .216 average, .306 on-base percentage and .419 slugging percentage ... Finished the season with 10 RBIs and 10 runs scored ... Had two RBIs off a double hit against Fordham (March 10) ... Hit fourth home run of the year in the series opener at Virginia (March 22) ... Finished with two hits and a stolen base in the series finale at Virginia (March 24).

BEFORE CLEMSON

Selected as a three-year varsity captain ... Named the 2021 and 2022 MVP ... Broke seven single-season school records in 2022: Batting Average (.506), Hits (44), Runs (46), Triples (10), Home Runs (8), Slugging Percentage (1.149) and On-Base Percentage (.581) ... Holds two career school records: Home Runs (14) and Triples (16) ... Named the 2022 Conference Player of the Year ... Was a First Team All-Conference selection in 2021 and 2022 ... ExtralningSoftball No. 32 Outfielder in 2019.

PERSONAL

Daughter of Melanie Mosby and Chad Johnson ... Father played baseball and football at USF ... Has one brother, Cole ... Intends to major in business ... Chose Clemson because of the family community that Clemson softball

JOHNSON'S CAREER HIGHS

Runs	2	many (2)	3-15-24
Hits	2	many (2)	3-24-24
Doubles	1	many (3)	3-17-24
Home Runs	2	North Carolina	3-15-24
RBIs	2	many (2)	3-15-24
Walks	2	Gardner-Webb	3-13-24
Steals	2	Ole Miss	2-23-24

has built and because the love and appreciation that everyone has for each other is unmatched.



JOHNSON'S CAREER STATS

OVERALL																							
Year	Avg	GP-GS	AB	R	H	2B	3B	HR	RBI	TB	Slg%	BB	HP	SO	GDP	OB%	SF	SH	SB	PO	A	E	Fld%
2024	.216	41-26	74	10	16	3	0	4	10	31	.419	10	0	28	0	.306	1	1	11-13	22	0	2	.917



JULIA KNOWLER

12

INF • L-R • 5-9 • SO. • 1VL
 FORT MYERS, FLA.
 FORT MYERS HIGH SCHOOL

2024 (FRESHMAN)

All-ACC Academic Team ... ACC Honor Roll ... Easton/NFCA All-America Scholar-Athlete ... NFCA Leadoff Classic All-Tournament Team ... NFCA Selected Top Performance (Feb. 13) ... Started in 34 games ... Maintained a .273 average with a .370 on-base percentage and .500 slugging percentage ... Finished the season with six multi-hit games and nine multi-RBI games ... Opened her collegiate career with two home runs and four RBIs, including a solo shot in her first at-bat, against Missouri State (Feb. 8) ... Went 2-for-4 with a home run, double and four RBIs vs. Wichita State (Feb. 14) ... Hit

a solo home run against South Carolina to open scoring in Columbia (April 9) ... Recorded a three-run bomb in series finale at Syracuse (April 7) ... Tallied two doubles with three RBIs in series opener at Louisville (April 26) ... Drew two walks and scored one run vs. USC Upstate (May 18) ... Drew 16 walks and was hit by one pitch ... Missed 20 games due to injury.

BEFORE CLEMSON

Helped Fort Myers HS become Florida 5A State Champions in 2021 ... Named the Florida Gatorade Player of the Year in 2021 ... Was the SWFL Softball Player of the Year in

KNOWLER'S CAREER HIGHS

Runs	3	vs. Missouri State	2-8-24
Hits	3	vs. Missouri State	2-8-24
Doubles	2	at Louisville	4-26-24
Home Runs	2	vs. Missouri State	2-8-24
RBIs	4	many (2)	2-14-24
Walks	2	USC Upstate	5-18-24
Steals	0	-----	-----

both 2021 and 2022 ... Named a First Team All-American by Max Preps and Extra Innings in 2021 ... Batted .450 with 67 hits, 12 home runs and 72 RBI through 57 games in the summer of 2022 ... Was crowned the PGF Florida State Champions in 2021 and the PGF National Platinum Champions in 2022

PERSONAL

Daughter of Nikki and Peter Knowler ... Intends to major in Health Science ... Chose Clemson because everything about Clemson felt right. The coaches, campus, and program are great, and she wanted to be able to join a program where she could have a real impact.

KNOWLER'S CAREER STATS

OVERALL																							
Year	Avg	GP-GS	AB	R	H	2B	3B	HR	RBI	TB	Slg%	BB	HP	SO	GDP	OB%	SF	SH	SB	PO	A	E	Fld%
2024	.273	34-34	110	14	30	10	0	5	28	55	.500	16	1	23	2	.370	0	0	0-0	130	2	6	.957

VETERAN BIOS



BROOKE McCUBBIN

2

McCUBBIN'S CAREER HIGHS

Total IP	7	many (3)	4-16-24
Runs	7	vs. Northwestern	2-19-22
Earned Runs	5	many (2)	3-2-24
Strikeouts	8	vs. Michigan State	2-25-23
Hits	9	vs. Northwestern	2-19-22
Walks	3	many (3)	4-7-24

- RHP • R-R • 5-10 • SR • 3VL
- LOCUST GROVE, GA.
- LOCUST GROVE HIGH SCHOOL

2024 (JUNIOR)

All-ACC Academic Team ... ACC Honor Roll ... CSC Academic All-District ... Easton/NFCA All-America Scholar-Athlete ... Appeared in the circle in 24 games- starting 12 ... Held a 2.83 ERA through 59.1 innings of work ... Tallied first victory with three innings of work and five strikeouts against Missouri State (Feb. 8) ... Earned first save of the season against NC State (March 3) ... Struck out a season-high six batters in seven innings pitched for a solo shutout against Winthrop (April 16) ... Tallied two strikeouts in 2.0 innings against Southeastern Louisiana (May 17) ... Clocked four strikeouts against Liberty (Feb. 10) and at Charlotte (Feb. 21) ... Finished the season with 11 outings without conceding a walk ... Limited opponents to only nine extra-base hits.

2023 (SOPHOMORE)

NFCA All-America Scholar-Athlete ... All-ACC Academic Team ... ACC Academic Honor Roll ... Appeared in 23 games, starting seven ... Finished with a 1.34 ERA through 73.1 innings of work with 39 strikeouts ... Held a 5-1 record on the year with two saves ... Picked up her first save of the season against Gardner-Webb (March 1) ... Threw her first solo shutout against Jacksonville with five strikeouts (March 11) ... Tallied a season-high eight strikeouts vs. Michigan State (Feb. 25) ... Threw 6.2 hitless innings against Furman (April 5) ... Earned second save after pitching three innings at NC State (April 15) ... Pitched four innings with three strikeouts against Duke at the ACC Tournament (May 12) ... Threw 3.1 innings with two strikeouts in the Norman Super Regional against Oklahoma (May 27) ... Had one at-bat against Northwestern (Feb. 17).

2022 (FRESHMAN)

Softball America ACC Top Newcomer to Watch ... Had five wins on 18 appearances in the circle with six starts ... Pitched a season-high 5.1 innings vs. Northwestern ... Struck out a season-high five batters vs. Winthrop ... Earned her first save against Mercer (March 9) and second at North Carolina (April 3) ... Tallied four at-bats over the season, including three vs. Texas (Feb. 11).

BEFORE CLEMSON

2020 Georgia Gatorade Softball Player of the Year ... 2019 GACA State Pitcher of the Year ... 2019 GADC State 5A Player of the Year ... Two-time Region Pitcher of the Year (2018, 2019).

PERSONAL

Born on May 14, 2003 ... Daughter of Brian and Hollie McCubbin.



McCUBBIN'S CAREER STATS

OVERALL

Year	ERA	W-L	APP	GS	CG	SHO/CBO	SV	IP	H	R	ER	BB	SO	BF	O/BA	WP	HBP	BK	PO	A	E	Fld%
2022	2.32	5-2	18	6	0	0/6	2	45.1	43	23	15	16	24	195	.249	3	1	0	7	13	0	1.000
2023	1.34	5-1	22	7	2	1/2	2	73.1	41	17	14	16	39	279	.162	2	5	0	2	14	1	.941
2024	2.83	10-3	24	12	2	1/3	1	59.1	65	29	24	18	42	270	.270	3	3	0	3	11	1	.933
Total	2.08	20-6	64	25	4	2/11	5	178.0	149	69	53	50	105	744	.223	8	9	0	12	38	2	



VETERAN BIOS



MADDIE MOORE

28

INF • R-R • 5-7 • SR. • 3VL
 LOOMIS, CALIF.
 DEL ORO HIGH SCHOOL

2024 (JUNIOR)

All-ACC Academic Team ... ACC Honor Roll ... NFCA Third Team All-American ... NFCA All-Region Southeast Second Team ... First Team All-ACC ... No. 7 on Softball America March Second Baseman Rankings ... NFCA Selected Top Performance (March 19) ... Started in 53 games ... Maintained a team-high .368 average with a .477 on-base percentage and .639 slugging percentage

... Had 57 hits, including a team-high 10 home runs, eight doubles and two triples with 39 RBIs and 38 runs scored ... Drew a team-high tying 29 walks ... Clocked 18 multi-hit games and a team-high 12 multi-RBI games ... Ended the season on a 22-game reached base streak dating back to March 28 ... Led the team with 15 stolen bases, including two against UConn (Feb. 24) and at Syracuse (April 6) ... Opened the season going 3-for-3 with



MOORE'S CAREER HIGHS

Runs	3	many (4)	4-6-24
Hits	3	many (5)	4-12-24
Doubles	2	at Georgia Tech	3-26-23
Home Runs	2	Mercer	3-8-23
RBIs	5	Pitt	4-23-23
Walks	3	at Georgia	2-28-24
Steals	2	many (2)	4-6-24

four RBIs, including a grand slam, and two runs against Missouri State (Feb. 8) ... Batted .714 with five hits, six RBIs, four runs and a 1.571 slugging percentage during North Carolina series (March 15-17) ... Tallied a two-run homer in the first inning of the ACC Semifinals vs. Duke (May 10) ... Had one hit and was walked three time while also stealing a base at Georgia (Feb. 28) ... Finished with three RBIs off two hits with two runs scored at Charlotte (Feb. 21) ... Went 2-for-3 with three RBIs, one home run and one double at Notre Dame (April 20) ... Was hit by a career-high two pitches and scored two runs at Louisville (April 28) ... Finished with two hits in each game of the Tuscaloosa Regional (May 17-18).

2023 (SOPHOMORE)

All-ACC Academic Team ... ACC Academic Honor Roll ... Started all 61 games at second base ... Maintained a .264 average with a .506 slugging percentage and .388 on-base percentage ... Recorded 46 hits, including nine doubles and 11 home runs ... Drew 30 walks and stole 15 bases while scoring 47 runs with 40 RBIs ... Drove a three-run homer out of left field against Oklahoma in the Norman Super Regional (May 27) – finished the game with four RBIs ... Went 2-for-3 with four RBIs and one run scored against UNCG in the opening game of the Clemson Regional (May 19) ... Hit two home runs with three RBIs and three runs scored against Mercer (March 8) ... Finished with three RBIs against Ohio State (Feb. 19) and Kansas City (Feb. 11) ... Tallied two doubles, two RBIs and two runs scored at Georgia Tech (March 26) ... Scored three runs against Northwestern (Feb. 17) and at Georgia Tech (March 24) ... Went 2-for-3 with two runs and one RBI against Furman (April 5) ... Hit a grand slam, went 3-for-3 and tallied five RBIs in series finale against Pittsburgh (April 23) ... Had a two-run homer at Virginia Tech (April 28).

2022 (FRESHMAN)

Started in 57 games ... Tallied 19 hits with seven doubles and two home runs ... Scored 25 runs with 11 RBIs ... Third on the team with 10 stolen bases ... Tallied two hits with two RBIs in the NCAA Clemson Regional ... Batted .267 in ACC play with eight hits and 13 runs scored ... Went 2-for-3 with an RBI and run scored, including hitting the walk-off single to sweep the series against Georgia Tech (May 1) ... Finished with five runs scored in UNC series ... Hit first career home run against Boston University (Feb. 26) ... Scored the winning run for the Tigers in victory over Tennessee in the ninth inning (Feb. 18).

BEFORE CLEMSON

2017-2018 First Team All-Conference ... 2018 Del Oro GESBY Freshman Student-Athlete of the Year ... Named to 2019 All-Metro Softball Team ... No. 21 prospect according to Extra Innings Softball Elite 100.

PERSONAL

Born on Nov. 25, 2002 ... Daughter of Dave and Kelly Moore.

MOORE'S CAREER STATS

Year	Avg	GP-GS	AB	R	H	2B	3B	HR	RBI	TB	OVERALL												
											BB	HP	SO	GDP	OB%	SF	SH	SB	PO	A	E	Fld%	
2022	.190	59-57	100	25	19	7	0	2	11	32	.320	13	2	28	0	.293	1	0	10-10	46	94	11	.927
2023	.264	61-61	174	47	46	9	0	11	40	88	.506	30	5	36	2	.388	0	1	15-17	92	109	4	.980
2024	.368	53-53	155	38	57	8	2	10	39	99	.639	29	6	29	0	.477	3	0	15-21	69	109	10	.947
Total	.284	173-171	429	110	122	24	2	23	90	219	.510	72	13	93	2	.400	4	1	40-48	207	312	25	.954

VETERAN BIOS



JADEYN RUSZKOWSKI

21

OF • L-L • 5-8 • *JR. • 2VL
LITHIA, FLA.
NEWSOME HIGH SCHOOL

RUSZKOWSKI'S CAREER HIGHS

Runs	1	many (2)	4-30-23
Hits	1	many (6)	3-8-24
Doubles	0	-----	-----
Home Runs	1	many (2)	4-30-23
RBI's	1	many (2)	4-30-23
Walks	1	many (2)	4-20-24
Steals	0	-----	-----

home runs in back-to-back games against Virginia Tech (April 29 & 30) ... Sparked a rally with a single against Oklahoma in the Norman Super Regional (May 27).

2022 (FRESHMAN)

Did not appear in any games in 2022.

BEFORE CLEMSON

Two-time district champion ... Member of the 9A first-team all-state as a DH ... Had a batting average of .652 as a junior.

PERSONAL

Born September 19th, 2002 ... Daughter of Stephan and Leigh Ruszkowski.

2024 (REDSHIRT SOPHOMORE)

ACC Honor Roll ... Appeared in six games, starting two ... Had one hit vs. Mercer (March 8) ... Drew a walk against NC State (March 2) and at Notre Dame (April 20).

2023 (REDSHIRT FRESHMAN)

NFCA All-America Scholar-Athlete ... ACC Academic

Honor Roll ... Appeared in 16 games, making five starts ... Held a .167 average through 30 at-bats ... Had a .367 slugging percentage and .194 on-base percentage ... Tallied first collegiate hit against Georgia State (Feb. 10) ... Clocked her second hit against Georgia State (Feb. 11) ... Was hit by a pitch against Mercer (March 8) ... Hit first collegiate home run at Virginia Tech (April 29) ... Tallied

RUSZKOWSKI'S CAREER STATS

Year	Avg	GP-GS	AB	R	H	2B	3B	HR	RBI	TB	Slg%	BB	HP	SO	GDP	OB%	SF	SH	SB	PO	A	E	Fld%
2022																							
2023	.167	16-5	30	2	5	0	0	2	2	11	.367	0	1	17	0	.194	0	0	0-0	0	0	0	.000
2024	.143	6-2	7	0	1	0	0	0	0	1	.143	2	0	3	1	.333	0	0	0-0	0	0	0	.000
Total	.162	22-7	37	2	6	0	0	2	2	12	.324	2	1	20	1	.225	0	0	0-0	0	0	0	.000



ABI STUART

13

C/UTL • R-R • 5-9 • **SR. • 5VL
SNOW CAMP, N.C.
SOUTHERN ALAMANCE HIGH SCHOOL

STUART'S CAREER HIGHS

Runs	3	vs. St. John's	2-9-20
Hits	2	many (6)	4-16-21
Doubles	2	Furman	3-12-21
Home Runs	1	many (5)	4-2-21
RBI's	3	many (3)	4-13-21
Walks	2	Western Carolina	2-12-20
Steals	0	-----	-----

she also ripped two doubles ... ACC Academic Honor Roll.

2020 (FRESHMAN)

Appeared in 14 games, including four starts at the designated player position ... Homered in the top of the sixth inning against St. John's (Feb. 9) to kick start 15 unanswered runs in Clemson's 19-9 comeback rout over the Red Storm ... Doubled in three consecutive games against St. John's (Feb. 9) and in both doubleheader contests against Western Carolina (Feb. 12) ... ACC Academic Honor Roll.

BEFORE CLEMSON

Won conference championship three times while making the All-Conference Team all three years ... Conference Player of the Year in 2017 while finishing 3rd in state ... Finished top 15 nationally for her travel team, the Atlanta Legacy Champions.

PERSONAL

Born Abigail Hope Stuart on Feb. 7, 2001 ... Daughter of Bryan Stuart and Kim Stuart.

2024 (REDSHIRT SENIOR)

All-ACC Academic Team ... ACC Honor Roll ... Easton/NFCA All-America Scholar-Athlete ... Appeared in 13 games, starting five ... Recorded a double for her first hit of the season against Wichita State (Feb. 14) ... Tallied one RBI vs. Fordham (March 10) ... Scored a run after drawing a walk at Syracuse (April 6) ... Clocked a hit as a pinch hitter vs. NC State (March 2).

2023 (REDSHIRT JUNIOR)

NFCA All-America Scholar-Athlete ... ACC Academic Honor Roll ... Appeared in 17 games, starting three ... Had 19 at-bats and held a .211 slugging percentage and .286 on-base percentage ... Tallied four hits, including two doubles, with two run scored and one RBI ... Hit a single and scored a run against UNCG in the opening game of the Clemson Regional (May 19) ... Recorded first double that

season against Georgia State (Feb. 10) ... Finished with an RBI double against Northwestern (Feb. 17) ... Clocked a hit and a run scored vs. Bryant (March 10).

2022 (REDSHIRT SOPHOMORE)

Appeared in five games making two starts ... Drew a walk at FGCU (Feb. 10) and vs. Liberty (March 14) ... Missed remainder of the season due to injury.

2021 (REDSHIRT FRESHMAN)

Played 36 games (31 starts), including 23 games as the team's designated player ... Hit .259 in 85 at-bats with 10 runs, four doubles, four homers, a .447 slugging percentage and a .315 on-base percentage ... Posted an eight-game hitting streak, the third longest hitting streak by any Tiger on the season ... Had two three-RBI performance, including one against Furman (March 12) when

STUART'S CAREER STATS

Year	Avg	GP-GS	AB	R	H	2B	3B	HR	RBI	TB	Slg%	BB	HP	SO	GDP	OB%	SF	SH	SB	PO	A	E	Fld%
2020	.222	14-4	18	4	4	3	0	1	2	10	.556	2	0	6	1	.300	0	0	0-0	9	1	0	1.000
2021	.259	36-31	85	10	22	4	0	4	17	38	.447	5	2	17	0	.315	0	0	0-0	5	2	0	1.000
2022	.000	5-2	4	1	0	0	0	0	0	0	.000	2	0	3	0	.333	0	0	0-0	0	0	0	.000
2023	.211	17-3	19	2	4	2	0	0	1	6	.316	2	0	6	0	.286	0	0	0-0	0	0	0	.000
2024	.200	13-5	20	1	4	1	0	0	1	5	.250	2	0	3	0	.273	0	0	0-0	0	0	0	.000
Total	.233	85-45	146	18	34	10	0	5	21	59	.404	13	2	35	1	.304	0	0	0-0	14	3	0	1.000



VETERAN BIOS



ABY VIEIRA

4

- C/UTL • L-R • 5-9 • SR. • 3VL
- MISSION VIEJO, CALIF.
- MISSION VIEJO HIGH SCHOOL

2024 (JUNIOR)

All-ACC Academic Team ... ACC Honor Roll ... Appeared in 48 games - starting 43 ... Maintained a .230 average, .271 on-base percentage and .311 slugging percentage ... Ended the season on a seven-game hitting streak dating back to April 27 at Louisville ... Finished with two hits, including the walk-off hit, with three RBIs and one run against Ole Miss (Feb. 23) ... Clocked two RBIs with one walk, one hit and one stolen base vs. Mercer (March 8) ... Had two hits and two RBIs against Gardner-Webb (March 13) ... Hit a solo home run in series opener at Virginia (March 22) ... Went 3-for-3 with one run and one RBI vs. Longwood (March 9) ... Tallied two RBIs at South Carolina in Columbia (April 9) ... Hit by a career-high two pitches vs. Fordham (March 10) ... Had a season-high 10 putouts at Georgia (Feb. 28), vs. Tennessee (March 5) and vs. South Carolina (March 20).

2023 (SOPHOMORE)

NFCA All-America Scholar-Athlete ... All-ACC Academic

Team ... ACC Academic Honor Roll ... Appeared in 40 games, making 39 starts ... Held a .314 average with a .457 slugging percentage and .381 on-base percentage ... Tallied 33 hits, including six doubles and three home runs with 19 RBIs and 13 runs scored ... Clocked three hits in the Norman Super Regional against Oklahoma (May 26-27) ... Had two hits, two RBIs and scored two runs in the Clemson Regional (May 19-21) ... Went 3-for-3 with two RBIs and one run scored against Northwestern (Feb. 17) ... Recorded three hits with one RBI and one run scored vs. UNCG (March 11) ... Brought in three runners off two hits at Boston College (March 31) ... Had a hit and was hit by a pitch in Clemson's 4-3 win at South Carolina (April 11) ... Missed 13 games due to injury.

2022 (FRESHMAN)

ACC All-Freshman Team ... ACC All-Academic ... Finished with a .294 average with 32 hits ... Second on the team with a .296 average in ACC play with 16 hits and eight RBIs ... Tallied three doubles and five home runs,

VIEIRA'S CAREER HIGHS

Runs	2	many (2)	5-12-22
Hits	3	many (4)	3-9-24
Doubles	2	at Florida State	4-21-22
Home Runs	1	many (9)	3-22-24
RBIs	4	Akron	2-26-22
Walks	2	at Boston College	4-2-23
Steals	1	many (2)	4-7-24

including three homers in ACC play, 15 RBIs and 10 runs ... Hit her first career home run that was a grand slam against Akron ... Finished with three hits, including two home runs in North Carolina series ... Went 3-for-3 with two doubles and a home run in series opener at Florida State ... Finished with two hits in series opener against Notre Dame ... Went 2-for-3 at the plate, with two runs and two RBIs, in the ACC Championship Tournament Quarterfinals against Notre Dame ... Caught five runners attempting to steal second ... Tallied two hits in the NCAA Clemson Regional, including a home run in the regional championship game vs. Louisiana ... Appeared on ESPN's Sportscenter Top 10 Plays with a diving catch behind the plate against Oklahoma State (May 26).

BEFORE CLEMSON

1st Team All-South Coast League ... All CIF Southern Section Softball Team ... Lettered all 4 years at Mission Viejo High School.

PERSONAL

Born on July 23, 2003 ... Daughter of Glenn and Rebecca Vieira ... Her sister, Alyssa, plays softball at Washington College in Chestertown, Maryland ... Her brother, Carter, plays baseball at The College of Idaho in Caldwell, Idaho ... Her father, Glenn, played football at Goldenwest College and baseball at Santa Monica City College.

VIEIRA'S CAREER STATS

Year	Avg	GP-GS	AB	R	H	2B	3B	HR	RBI	TB	Slg%	BB	HP	SO	GDP	OB%	SF	SH	SB	PO	A	E	Fld%
2022	.294	43-38	109	14	32	3	0	5	17	50	.459	7	0	22	1	.333	1	0	0-0	177	27	3	.986
2023	.314	40-39	105	13	33	6	0	3	19	48	.457	10	2	12	2	.381	1	1	0-0	197	20	1	.995
2024	.230	48-43	135	10	31	8	0	1	19	42	.311	4	4	14	1	.271	1	4	2-3	224	21	3	.988
Total	.275	131-120	349	37	96	17	0	9	55	140	.401	21	6	48	4	.325	3	5	2-3	598	68	7	.990



HAYLEE WHITESIDES

11

- INF • R-R • 5-5 • **SO. • 1VL
- DUNCAN, S.C.
- BYRNES HIGH SCHOOL

2024 (REDSHIRT SOPHOMORE)

ACC Honor Roll ... Easton/NFCA All-America Scholar-Athlete ... Appeared in seven games ... Scored two runs vs. Longwood (March 9) and vs. Fordham (March 10) ... Tallied an RBI off a sac fly against Mercer (March 8) ... Had first collegiate at-bat vs. UC San Diego (Feb. 14).

2023 (REDSHIRT FRESHMAN)

ACC Academic Honor Roll ... Missed season due to injury.

2022 (FRESHMAN)

Did not appear in any games in 2022.

KNOWLER'S CAREER HIGHS

Runs	1	many (2)	3-10-24
Hits	0	-----	-----
Doubles	0	-----	-----
Home Runs	0	-----	-----
RBIs	1	Mercer	3-8-24
Walks	0	-----	-----
Steals	0	-----	-----

BEFORE CLEMSON

Two-time South Carolina 5A state champion (2017,2021) ... Two-time member of the Spartanburg Herald Journal All-Area team (2019,2018) ... Member of the CAWS All-State Team ... Four-year letter winner at Byrnes High School.

PERSONAL

Born on March 12, 2003 ... Daughter of April Whitesides.

KNOWLER'S CAREER STATS

Year	Avg	GP-GS	AB	R	H	2B	3B	HR	RBI	TB	Slg%	BB	HP	SO	GDP	OB%	SF	SH	SB	PO	A	E	Fld%
2022	REDSHIRTED																						
2023	MISSED SEASON DUE TO INJURY																						
2024	.000	7-0	2	2	0	0	0	0	1	0	.000	0	0	1	0	.000	1	0	0-0	0	0	0	.000
Total	.000	7-0	2	2	0	0	0	0	1	0	.000	0	0	1	0	.000	1	0	0-0	0	0	0	.000

NEWCOMER BIOS



REESE BASINGER

7

- RHP • L-R • 5-11 • SR.
- EVANS, GA.
- WINTHROP UNIVERSITY
- EVANS HIGH SCHOOL

BEFORE CLEMSON

Three-time All-Big South Conference selection ... Holds a 2.33 career ERA with 477 strikeouts through 511.1 innings ... Led the Big South in strikeouts, innings pitched and games started in 2024 ... Has tallied 36 career wins, including 15 during the 2023 campaign ... Recorded 11 games with double-digit strikeouts while at Winthrop ... Threw a perfect game against South Carolina State with 13 strikeouts (2023) ... Struck out a career-high 16 batters against Radford (2023) ... Threw first collegiate shutout in 2022 against Radford with one hit, no walks and 10 strikeouts ... Posted a .255 batting average with 37 hits, including six doubles and two home runs, 15 runs scored and 26 RBIs ... 2024 CSC Academic All-District.

PERSONAL

Daughter of Stefanie and Todd.



MARIAN COLLINS

5

- INF • L-R • 5-11 • FR.
- MARIETA, GA.
- MOUNT PARAN CHRISTIAN SCHOOL

BEFORE CLEMSON

2A Player of the Year ... Two-time Region Player of the Year ... Two-time First Team All-State ... GA Dugout Association Senior Game Selection- Player of the Year ... Coaches Association Junior All-Star Game Selection ... MPCS MVP ... Played club ball for Fury Platinum Higdon and Fury Platinum Hutchins.

PERSONAL

Daughter of Phyllis and Jerry Collins ... Sister to Grey, Ruby, and Ley Collins ... Intends to major in Business ... Chose Clemson because of the family-first culture and tradition. The campus felt like home and the staff was super welcoming.



JAMISON BROCKENBROUGH

9


- OF • L-R • 5-8 • JR.
- LOCUST GROVE, GA.
- UNIVERSITY OF TENNESSEE
- LOCUST GROVE HIGH SCHOOL

BEFORE CLEMSON

Represented Ireland at the 2022 U-22 European Softball Championship ... Tallied two hits and a solo home run in a 9-7 win over Austria with Team Ireland ... Holds a .262 career batting average with 34 hits, including three home runs, three doubles, and one triple ... Recorded 24 RBIs and 24 runs scored with three stolen bases at Tennessee ... Appeared in 60 games for the Lady Vols, starting 44 during the 2023 season ... Broke out during UT's postseason run in 2023, hitting .306 and recording a double, triple, and home run with 10 RBIs and six runs scored ... Launched first home run of 2024 season to end the game and clinch the victory against Belmont ... Had one run and one double during the Lady Vols' 14-0 shutout against Kennesaw State ... Tallied a career-high three hits against South Carolina (2023) ... Hit first collegiate homer against LSU (2023).

PERSONAL

Daughter of Mark and Louise



RILEY FENNEL

27

- OF • R-R • 5-8 • FR.
- OVIEDO, FLA.
- OVIEDO HIGH SCHOOL

BEFORE CLEMSON

2021 Offensive Player of the Year ... First Team All-Conference in 2021 and 2023 ... Helped Oviedo HS be District Champions in 2023 ... Second Team All-Conference in 2022 ... First Team All-State selection in 2021 ... Played club ball for Firecrackers Bordeaux, Texas Dirt Divas, FI Storm Shepherd and Jj Intensity KOD.

PERSONAL

Daughter of Lisa and Bruce Fennell ... Older sister, Logan, plays softball at Webber International University ... Intended major is Business ... Chose Clemson because of the campus, school, and ID camps. The coaching staff and softball community was something she loved.



MACEY CINTRON

16

- RHP/1B • R-R • 5-11 • FR.
- CUMMING, GA.
- WESLEYAN SCHOOL

BEFORE CLEMSON

Player of the Year ... First Team All-County selection ... Played club ball for Lady Dukes 18U ... Ranked #1 on Extra Innings Top 100 ... Represented Puerto Rico Junior Olympic National Team ... Pitched for the Puerto Rico JNT at the WBSC U-19 Women's Softball World Cup at 13 years old.

PERSONAL

Daughter of Mindy and Angel Cintron ... Mom played softball at Broward College ... One younger brother, Warren ... Intends to major in business and communication ... Chose Clemson because it is close to home, provides a great education, and wants to win a National Championship with a new program.



MADI LARDIZABAL

8

- INF • R-R • 5-8 • FR.
- MURRIETA, CALIF.
- MURRIETA MESA HIGH SCHOOL

BEFORE CLEMSON

Defensive Player of the Year (2022) ... Chino Hills High School League Champions in 2021-22 ... Murrieta League Champions in 2023 ... First Team All-League selection in 2021-22 ... Played club ball for Batbusters Garcia, Suncats Natividad and Athletics Mercado Premiere ... Ranked 20th in Extra Innings Hot 100.

PERSONAL

Daughter of Annie and Billy Lardizabal ... Dad played baseball at Long Beach City College ... One older brother, Billy Lardizabal ... Intends to major in English and Psychology ... Chose Clemson because of the family culture, the balance between athletics and academics, and how the student-athletes are taken care of. The coaching staff and team made it feel like home.



NEWCOMER BIOS



**BROOK
MELNYCHUK**

19

- RHP • R-R • 5-5 • GR.
- HUDSON BAY, CANADA
- LOUISIANA TECH
- HUDSON BAY COMMUNITY SCHOOL

BEFORE CLEMSON

ICCAC Pitcher of the Year (2021) ... Second Team NJCAA All-American (2021) ... Posted a 2.77 ERA with 13 wins in 2024 through 36 appearances and 20 starts at LA Tech ... Struck out 67 batters in 124 innings pitched last season ... Did not allow an earned run over the course of her first 11.2 innings to start the 2024 season ... Went the distance in final three starts of the 2024 season, allowing one run, one walk and 13 hits in 21 innings while striking out 11 ... Threw only 69 pitches in complete-game shutout in opening round of CUSA Tournament against UTEP ... Earned CUSA Pitcher of the Week honors twice ... Two-time NFCA Scholar-Athlete and three-time CUSA Commissioner's Honor Roll ... Led LA Tech with a 2.04 ERA in 75.2 IP in 2023.

PERSONAL

Daughter of Mark and Louise.



**SAM
MINISH**

20

- OF • L-L • 5-6 • FR.
- HULL, GA.
- MADISON COUNTY HIGH SCHOOL

BEFORE CLEMSON

2020 Best Hitter/Offensive Player of the Year & 2022 Defensive Player of the Year for Region 8-AAAA ... Three-time Region 8-AAAA First Team All-Region (2020-22) ... Two-time GACA AAAA First Team All-State & two-time MVP ... Assisted Madison County HS to a Final Four and Elite Eight finish for 8-AAAA ... Played club ball for Impact Lunsford, Mojo Lunsford, and Mojo Fisher/Ramsey ... Ranked as the sixth prospect with Extra Innings Softball as an outfielder and as the ninth prospect on Extra Innings Softball ExtraElite Top 100.

PERSONAL

Daughter of Tonya and Jeremy Minish ... One older sister, Skylar ... Intends to major in Parks, Recreation, and Tourism with a concentration in Recreational Therapy ... Chose Clemson because when she came for her first recruiting visit, everything felt like home. She knew in her heart then that Clemson was where God led her to.



**TAYLOR
PIPKINS**

22

- INF • R-R • 5-6 • FR.
- CUMMING, GA.
- NORTH FORSYTH HIGH SCHOOL

BEFORE CLEMSON

Defensive Player of the Year for North Forsyth HS in 2021 ... Offensive Player of the Year for North Forsyth HS in 2022 ... First Team All-Region, First Team All-Country, and First Team All-State in 2021 and 2022 ... Posted the single-season double record in 2022 with 20 ... Played club ball for Georgia Impact Caymol ... Named the #24 prospect by Extra Innings Softball.

PERSONAL

Daughter of Brandy and Beau Pipkins ... Dad played baseball at Alabama Southern University ... One older brother, Caleb ... Intends to major in Business ... Chose Clemson because it immediately felt like family and has been her dream since a young age. It felt like a home away from home, and she connected with the coaching staff. She fell in love with the culture here and is excited to grow with and build a new program that creates opportunities that have never been done.



**AVA
WILSON**

17

- OF • L-R • 5-9 • FR.
- ACWORTH, GA.
- NORTH PAULDING HIGH SCHOOL

BEFORE CLEMSON

First Team All-Region in 2021 and 2022 & Second Team All-Region in 2020 ... Second Team All-State in 2022 ... Selected to the Junior All-Star Game in 2022 ... Golden Glove Award recipient in 2021 ... Helped North Paulding HS to become Region Champions in 2022 and 2023 ... Played club ball for EC Bullets Maher and Fury Platinum X Hutchings/Higdon.

PERSONAL

Daughter of Kelley and Lance Wilson ... Older sister, Emma, played softball at Florida State University ... Intends to major in business ... Chose Clemson because of the coaches and campus values, the town felt like home and because it's a growing program that has the talent to compete for a national championship.

HEAD COACH JOHN RITTMAN



JOHN RITTMAN

HC

- HEAD COACH
- 6TH SEASON AS HEAD COACH AT CLEMSON
- 24TH SEASON OVERALL AS A HEAD COACH
- NEW MEXICO STATE '86

Scoring (6.08 per game) and finished in the top 25 of the NCAA in eight offensive categories. Defensively, Clemson finished with a .980 fielding percentage to lead the ACC and finish seventh in the NCAA. The Tiger defense also turned 31 double plays (.510 per game), which ranked sixth in the nation. With Rittman's tutelage, redshirt junior Valerie Cagle was named the 2023 USA Softball Player of the Year, a Rawlings Gold Glove (pitcher) recipient, the ACC Player of the Year and a NFCA First Team All-American for the second time of her career after she led the ACC in seven categories and ranked in the top 25 of the NCAA in 11 – including sitting in the top 10 in seven led by being second in the country with 157 total bases. As a team, the Tigers clocked their highest individual ranking climbing as high as No. 4 and finished the season at No. 9 in both major polls. Clemson finished with five All-ACC honorees and 15 on the All-Academic Softball Team, while Cagle was tabbed the ACC Softball Scholar-Athlete of the Year. After posting a 3.68 team GPA, 17 student-athletes received Easton/NFCA All-America Scholar Athlete distinctions while the team maintained the 12th-highest team GPA in Division I. Five Tigers were named CSC Academic All-District honorees, and graduate Caroline Jacobsen earned CSC Academic All-America Third Team honors.

In the third year of the program, Rittman continued to guide Clemson to new heights by making the program's first Super Regional appearance after earning the program's first national seed and hosting a Regional. Early in the season, the Tigers upset then-No. 6 Washington, 2-0, at the St. Pete/Clearwater Elite Invitational for the program's first top-10 win. Clemson followed that by playing its 100th game in program history against Illinois on March 13. The Tigers won with a 4-0 victory to tie Clemson women's tennis for the most wins through a program's first 100 games with a 78-22 record. With that record, Rittman solidified himself as the winningest coach among active head coaches at Clemson surpassing Dabo Swinney (football), who held a 74-26 record. The Tigers continued to reach new levels by winning their 100th game in only 130 games on May 1 with a 3-2 win against Georgia Tech on Senior Day to become the second-fastest program at Clemson to reach 100 wins trailing only women's tennis (128). The Tigers were ACC Tournament Runner-Ups after defeating then-No. 19 Notre Dame, 7-3, and then-No. 2 Virginia Tech, 4-1, in the first two rounds before falling in the championship game, 8-6, to then-No. 3 Florida State. The upset win over Virginia Tech marks Clemson softball's highest victory over a ranked opponent in program history. The hot streak continued for Clemson entering postseason as the Tigers earned the No. 10 national seed for the NCAA softball tournament. The No. 10 Tigers welcomed No. 17 Auburn, Louisiana and UNCW for the Clemson Regional and made a clean sweep in three games by shutting out all three programs and run-ruling UNCW and Louisiana to advance to the Stillwater Super Regional. Clemson finished the year with five All-ACC team selections, and Valerie Cagle was named a NFCA First Team All-American, the second NFCA All-America honor of her career. Behind Rittman's efforts, Clemson climbed as high as No. 14 in the NFCA national rankings and earned its first single digit ranking from ESPN/USA Softball rankings coming in at No. 9 for two weeks. Off the field, Clemson posted a 1,000 APR and 3.38 GPA in the spring. Graduate Sam Russ was named to CoSIDA's Academic All-America Third Team to become softball's first Academic All-American. Cammy Pereira was awarded the 2022 Weaver-James-Corrigan-Swofford Postgraduate Scholarship Award from the ACC marking the third Clemson softball player to earn the honor in two years.

During the second season and first complete year, Rittman propelled Clemson to even higher heights by becoming the ACC Regular Season Champions after posting a 29-5 ACC record and winning seven ACC series, including six series sweeps. The Tigers were ACC Tournament Runner-Ups after shutting out both Georgia Tech and then-No. 20 Virginia Tech in the first two rounds before dropping the championship game, 1-0, to then-No. 21

John Rittman, a longtime head coach and member of the USA Softball Women's National Team coaching pool, was named the first Head Coach of Clemson Softball on Nov. 3, 2017. Rittman came to Clemson after serving as the Associate Head Coach at the University of Kansas from 2015-17. Rittman joined the Jayhawks after 18 seasons as the Head Coach at Stanford University and 10 years on the United States National Team coaching staff (2001-08, 2016-18). He returned to the USA Women's National Team staff in 2023 when he served as the head coach for the Japan All-Star Series.

The 2024 campaign had Rittman leading the Tigers to a 35-19 overall record. As a program, Clemson opened the season with its 200th game in history (held a 155-45 overall record at this time) that was eclipsed with a 12-0 run-rule against Missouri State. The Tigers also reached their 100th victory in program history at McWhorter Stadium with a 12-0 shutout against Fordham. Rittman continued to show his excellence at the helm of the program by guiding a program record number of student-athletes to postseason honors, including two NFCA All-Americans, three NFCA All-Region selections and six All-ACC honorees. Most notable on this list is Rittman's guidance of pitcher/utility Valerie Cagle, who was crowned a First Team All-American for the third time of her tenure, as well as being a First Team NFCA All-Southeast selection and earning All-ACC Third Team honors. Cagle was joined by first-time All-American infielder Maddie Moore, who posted a team-

THE RITTMAN FILE

Full Name: John Richard Rittman
Born: October 5, 1963
Education: Bachelor's degree in journalism at New Mexico State (1986).
Playing Experience: Three-year letterman at New Mexico State (1984-86).
Coaching Experience: Assistant Coach at Oregon (1988-90) ... Assistant Coach at Minnesota (1991-92) ... Assistant Coach at Washington (1993-96) ... Head Coach at Stanford (1997-2014) ... Associate Head Coach at Kansas (2015, 2017) ... Head Coach at Clemson (2020-present).
Family: Wife, Lorie Rittman ... sons, Justin and Jake.

high .368 average after contributing 10 home runs, eight doubles and two triples to the Tiger offense. Under his guidance, Moore drew a team-high 29 walks and stole 15 bases while contributing 39 RBIs and 38 runs scored. Moore was joined on the All-ACC First Team by infielder Alia Logoleo, who clocked a .319 average, while fellow infielder Alex Brown garnered Second Team accolades with a .328 average. As a team, the Tigers set single-season records in triples (15), sac flies (25) and sac hits (18). Additionally, Clemson's pitching staff finished with a 2.32 ERA, which ranked No. 24 in the NCAA at the end of the year, while the 3.72 strikeout-to-walk ratio ended the year at No. 8. For the second-consecutive season, the Clemson pitching staff allowed only 56 extra-base hits while holding opponents to a .245 batting average behind the efforts of All-ACC selections Regan Spencer (Second Team), Millie Thompson (Third Team) and Cagle. Senior center fielder McKenzie Clark rounded out the All-ACC and NFCA All-Region honorees with a .365 average following 10 home runs, eight doubles and four triples. Clemson capped its season with its fourth-straight NCAA Regional appearance where the Tigers won their ninth NCAA Tournament game with an 8-0 run-rule against USC Upstate. Off the field, Clemson finished with a 3.50 spring GPA and had 14 athletes be named NFCA All-America Scholar-Athletes and 13 be named to the All-ACC Academic Team. For the third consecutive season, Clemson finished with at least one CSC Academic All-District selections as Thompson and Brooke McCubbin led the charge – this was Thompson's second-consecutive year as an Academic All-District selection.

During the fourth season at the helm of the program, Rittman guided the Tigers to a 49-12 overall record that started with a perfect 14-0 run to open the season before the Tigers posted a 37-1 record through the first week of April for another program best. Clemson capped the regular season with a 5-4 victory to mark the 150th of the program and Rittman's 900th-win of his coaching tenure. He became the 44th collegiate softball coach to reach the 900-win benchmark. Hosting the second regional in program history, Clemson went on to defeat UNCG and Auburn to make the second-consecutive super regional appearance. The Tigers took the next step as a program by surpassing previous team bests in multiple categories. Offensively, Clemson tallied 488 hits with a .313 average. The Tigers led the ACC in On-Base Percentage (.409) and

RITTMAN COACHING RECORD

Year	School	W-L	NCAA
1997	Stanford	31-27-1	
1998	Stanford	41-18	Regionals
1999	Stanford	40-25	Regionals
2000	Stanford	45-18	Regionals
2001	Stanford	54-16-1	World Series
2002	Stanford	44-20	Regionals
2003	Stanford	41-26	Regionals
2004	Stanford	49-19	World Series
2005*	Stanford	43-16	Super Regionals
2006	Stanford	42-18	Super Regionals
2007	Stanford	35-21-1	Regionals
2008	Stanford	49-15	Super Regionals
2009	Stanford	48-11	Super Regionals
2010	Stanford	37-19	Regionals
2011	Stanford	42-17	Super Regionals
2012	Stanford	40-19	Regionals
2013	Stanford	39-21	Regionals
2014	Stanford	30-25	
2020^	Clemson	19-8	N/A
2021*	Clemson	44-8	Regionals
2022	Clemson	42-15	Super Regionals
2023	Clemson	49-12	Super Regionals
2024	Clemson	34-17	Regionals

* - conference champion; ^ - season suspended March 12 and later canceled due to a coronavirus (COVID-19) pandemic

HEAD COACHING RECORD BY SCHOOL

School	Seasons	Years	W-L	Win %
Stanford	18	1997-2014	750-351-3	.681
Clemson	5	2020-24	189-64	.747
Totals	23	1997-2014, 2020-24	939-415-3	.693



HEAD COACH JOHN RITTMAN

RITTMAN'S MILESTONE WINS

OVERALL			
Win	Date	Opponent	Score
*1	2-9-1997	at CS Fullerton	11-6
*100	4-1-1999	Utah State	16-0 ⁽⁵⁾
*200	4-25-2001	Saint Mary's	8-0 ⁽⁵⁾
*300	2-13-2004	vs. Santa Clara	5-0
*400	2-24-2006	vs. Maryland	8-5
*500	4-11-2008	Oregon State	10-1 ⁽⁶⁾
*600	2-11-2011	vs. CS Northridge	9-0 ⁽⁵⁾
*700	3-9-2013	Minnesota	9-7
800	4-17-2021	Boston College ⁽²⁾	4-3 ⁽⁹⁾
900	4-30-2023	at Virginia Tech	5-4
939	5-18-2024	vs. USC Upstate	8-0 ⁽⁶⁾

CLEMSON			
Win	Date	Opponent	Score
1	2-7-20	vs. St. John's	6-2
100	5-1-2022	Georgia Tech	3-2
189	5-18-2024	vs. USC Upstate	8-0 ⁽⁶⁾

* - as Stanford's head coach; Note: Home wins in bold.

Duke. The Tigers finished the season with a 44-8 record and the sixth-best WL Percentage in the NCAA (.846). Rittman was named ACC Coach of the Year and guided Valerie Cagle to being the first softball player in league history to be named both the ACC Freshman and Player of the Year in the same season. Clemson finished with six individuals earning nine All-ACC team selections following the regular season, including three on the first team. Cagle and freshman McKenzie Clark were named to the NFCA All-Region team. The honors continued to roll in for Cagle as she became the first Clemson softball All-American garnering second team honors from the NFCA, a Top-Three Finalist for the NFCA's National Freshman of the Year and a Top-10 Finalist for USA Softball's Collegiate Player of the Year. Behind Rittman's efforts, Clemson climbed as high as No. 13 in the NFCA national rankings and No. 10 in the ESPN/USA Softball rankings before finishing the season at No. 18 in the NFCA poll. Rittman led the Tigers to their first postseason appearance traveling to the Tuscaloosa Regional to defeat Troy twice, including a five-inning run-rule victory in the opening game that capped off a historic second season.

In its inaugural season, Rittman transcended Clemson into a nationally-respected program. Rittman guided Clemson, which was predicted to finish in 10th in the conference, according to the 2020 ACC preseason poll, to a 19-8 overall record, including 5-1 in ACC play. The Tigers, who won both of their ACC series against Virginia and Pitt, won 11 of their final 12 games before the 2020 season was cut short due to the coronavirus pandemic (COVID-19). Additionally, Clemson went 14-2 at Clemson Softball Stadium (now McWhorter Stadium), which included a 13-game home win streak that spanned 25 days. Rittman and the Tigers generated plenty of enthusiasm among the Clemson faithful as the first-year program ranked fourth nationally in attendance (24,860) and fifth in average attendance (1,544/game) in 2020. On March 3, the National Fastpitch Coaches Association (NFCA) announced the first-year program received votes (10) in the fifth edition of the 2020 USA Today/NFCA D1 Top 25 Coaches Poll. The announcement came after Clemson defeated then-No. 14 Georgia, 4-1, on Feb. 26 at Clemson Softball Stadium before sweeping the Cavaliers to win its first-ever ACC series. Under the direction of Rittman, three Tigers in Valerie Cagle (twice), Marissa Guimbarde and Logan Caymol earned ACC weekly honors on four occasions, the most by any ACC program in 2020. Cagle, a true freshman in 2020, was second in the nation in RBIs (36), while Guimbarde finished the season fourth nationally in home runs (11). Both Cagle and Guimbarde led the ACC in RBIs and home runs, respectively.

At Stanford, Rittman and the Cardinals recorded 18-consecutive winning seasons, made 16-straight NCAA appearances, notched 13 40-win seasons and produced at least one All-American in 15 of his last 17 seasons.

As head coach, Rittman accumulated a 750-351-3 overall mark, coached a national player of the year, 16 All-Americans, earned five Super Regional appearances, two Women's College World Series appearances and maintained a spot in every regular-season NFCA top-25 poll for more than a decade.

Rittman served on the staff of the USA Softball team which won gold at both the 2016 Women's Softball World Championship and the 2017 Pan Am Qualifier. He also worked with Team USA from 2001-08, coaching the 2004 Olympic gold medal winners in Athens and the 2008 silver medalists in Beijing. Team USA also won gold medals at the 2002 and 2006 World Championship and the 2003 and 2007 Pan Am Games.

Prior to being named head coach at Stanford, Rittman spent four seasons as an assistant coach at the University of Washington, focusing on hitting and defense. Rittman helped start the program and, within just four seasons, the Huskies had earned a No. 1 national ranking, won the 1996 Pac-10 Championship, made three NCAA Tournament appearances and notched a runner-up finish in their first trip to the Women's College World Series. Washington became the first team since Texas A&M (1983) to advance to the championship game in its first appearance at the WCWS.

Before his appointment at Washington, Rittman spent two seasons as an assistant at the University of Minnesota. During his second year, the Golden Gophers won the Big Ten Conference with a 20-4 league record. The Gophers set team and individual records in almost every offensive category. The Minnesota squad led the nation in hits and total bases en route to a No. 15 national ranking. Rittman also helped produce two Golden Gopher All-Americans.

From 1988-90, Rittman was an assistant coach at the University of Oregon. During his stay, the Ducks played in the 1989 Women's College World Series, set several team and individual offensive records and produced an All-American.

Rittman graduated from New Mexico State with a degree in journalism in 1986. He was a three-year letterwinner in baseball as an outfielder at NMSU after transferring from Yavapai Junior College in Prescott, Arizona.

Rittman and his wife, Lorie, a former softball player at the University of Oklahoma, are the parents of Justin, a UCLA graduate and former fullback for the Bruins, and Jake, a Notre Dame graduate and former punter for the Fighting Irish.



CLEMSON SOFTBALL ALL-TIME STAFF TREE

Staff	Title at Clemson	Year(s) at Clemson	Current/Last Team Role	*Year(s)
Alyssa Bilodeau	Graduate Assistant/ Dir. of Player Development	2022-24 ^	Charlotte Assistant Coach	2025
Courtney Breault	Assistant Coach *	2020-24 ^	Charlotte Head Coach	2025
Jake Combs	Graduate Assistant	2020-21 ^	Charlotte Assistant Coach	2025
Jessie Harper	Vol. Asst./Asst. Coach/ Dir. of Player Development	2023-25 ^		
Reese Jacobs	Vol. Assistant Coach	2020-22 ^	Clemson Vol. Asst. Coach	2020-22
Kyle Jamieson	Associate Head Coach *	2020-25 ^		
Jeannie Murphy	Director of Operations *	2020-25 ^		
Katie "Crash" Repole	Assistant Coach	2025 ^		
John Rittman	Head Coach *	2020-25		
Taylor Roby	Graduate Assistant	2024-25 ^		
Kelly Torres	Graduate Assistant	2025 ^		
Ryan Wieligman	Assistant Coach	2025 ^		

* - in current/last role with current/last team; ^ - under John Rittman as a head coach; * - Member of inaugural staff; Note: Active coaches at Clemson in bold.

ASSOCIATE HEAD COACH KYLE JAMIESON



KYLE JAMIESON

AC

 ASSOCIATE HEAD COACH
 6TH SEASON AT CLEMSON
 BROCK UNIVERSITY '97, NIPISSING UNIVERSITY '98

Kyle Jamieson, who previously served as head coach at Furman University, was named Associate Head Coach of Clemson Softball on Dec. 4, 2017. Jamieson primarily works with the Tigers' pitchers.

The 2024 campaign had Jamieson contributing to Clemson finishing with a 35-19 overall record. Jamieson guided the Clemson pitching staff to producing three All-ACC selections in Regan Spencer (Second Team), Valerie Cagle (Third Team) and Millie Thompson (Third Team). The staff finished with a 2.32 ERA, which ranked No. 24 in the NCAA at the end of the year, while the 3.73 strikeout-to-walk ratio finished the season at No. 8. For the second-consecutive season, the Clemson pitching staff allowed only 56 extra-base hits while holding opponents to a .245 batting average. Thompson dominated during her senior campaign to lead the ACC in three categories (hit batters – 3, strikeout-to-walk ratio – 7.50, walks allowed per 7.0 IP – 0.77), while also sitting sixth in the NCAA in both strikeout-to-walk ratio and walks allowed per 7 IP. Spencer had a breakout season in the circle to be named an ACC Pitcher of the Week twice during the 2024 campaign and garnered a team-high 11 victories. Under Jamieson, Spencer set the program career record with a 1.52 ERA, while Cagle holds the title with most career strikeouts (819). In total, Jamieson helped lead two Tigers to NFCA All-America honors, including Cagle, who was named a First Team All-American for the third time of her career. Additional notes include the most Tigers to earn NFCA All-Southeast honors (three) and a program-record six All-ACC honorees. Clemson capped its season with its fourth-straight NCAA Regional appearance where the Tigers won their ninth NCAA Tournament game with an 8-0 run-rule against USC Upstate.

The program reached even more milestones in Jamieson's fourth season. Under his guidance, the Clemson pitching staff boasted a 1.59 ERA and 19 shutouts, including the program's first perfect game, to finish fourth and 11th in the NCAA, respectfully. Jamieson helped redshirt junior Valerie Cagle to being named the 2023 USA Softball Player of the Year, a Rawlings Gold Glove (pitcher) recipient and the ACC Player of the Year for the second time in her tenure. Jamieson also called Cagle's and Clemson's first perfect game calling only 52 pitches as the Tigers defeated Mercer in five innings on March 8. That was topped as Cagle tossed an immaculate inning needing only nine pitches to strikeout the side against Georgia Tech on March 24. Joining Cagle in the circle, was sophomore Brooke McCubbin who posted a 1.34 ERA to finish 14th in the nation. The pitching staff finished with 319 combined strikeouts and only allowed 56 extra-base hits which included not giving up a triple all year. Helping out on the defensive side, the Tigers clocked a .980 fielding percentage to lead the ACC and finish seventh in the NCAA. The Tiger defense also turned 31 double plays (.510 per game) to finish sixth in the NCAA. Offensively, the Tigers led the ACC in on-base percentage (.409) and scoring (6.08 per game) and finished in the top 25 of the NCAA in eight offensive categories. Hosting the second regional in program history, Clemson went on to defeat UNCG and Auburn to make the second-consecutive super

regional appearance. The Tigers concluded the season ranked ninth by both major polls and had five players earn All-ACC team honors with 49 team wins.

In the third year, Jamieson continued to help guide Clemson to new heights as the program made its first super regional appearance after earning the first national seed and hosting a regional. Under the guidance from Jamieson, Clemson's pitching staff posted 20 shutouts during the year (13 solo, seven combined) and struck out 345 batters while limiting opponents to a .219 batting average. The pitching staff finished seventh in the NCAA for lowest ERA (1.78), sixth in Shutouts (20) and 19th in Strikeouts-to-Walk Ratio (3.75). Sophomore Millie Thompson had a breakout season in the circle with Jamieson's help and finished the season 17th in the NCAA in Strikeout-to-Walk Ratio (6.11), 18th in ERA (1.58) and 19th in Walks Allowed Per Seven Innings (1.06). The pitching staff posted three no-hitters that began with Regan Spencer and Thompson tossing a combined no-no against Kent State.

During the second season and first complete year, Jamieson helped propel Clemson to even higher levels as the team became ACC Regular Season Champions after posting a 29-5 ACC record and winning seven ACC series, including six series sweeps. The Tigers were ACC Tournament Runner-Ups after Jamieson's pitching staff shut out both Georgia Tech and then-No. 20 Virginia Tech in the first two rounds. Clemson continued to have a historic start making its first postseason appearance at the Tuscaloosa Regional and defeating Troy, 8-0, in a run-rule victory to open postseason. The Tigers finished the season with a 44-8 record and the sixth-best WL Percentage in the NCAA (.846). With the guidance from Jamieson, Clemson's pitchers combined for 16 shutouts in 2021 (12 solo, two combined) and struck out 369 batters while limiting opponents to a .198 batting average and allowing less than 100 earned runs (96). The pitching staff finished fifth in the NCAA for lowest ERA (1.50) and 11th in Strikeout-to-Walk Ratio (3.80). Jamieson was an integral part of redshirt freshman Valerie Cagle being named ACC Freshman and Player of the Year (the first softball player in league history to garner both honors). Jamieson also coaches freshmen Millie Thompson and Regan Spencer to a combined 15-1 record in 33 appearances.

In its inaugural season, Jamieson helped transcend Clemson into a nationally-respected program. Jamieson helped Clemson, which was predicted to finish in 10th in the conference, according to the 2020 ACC preseason poll, to a 19-8 overall record, including 5-1 in ACC play. The Tigers, who won both of their ACC series against Virginia and Pitt, won 11 of their final 12 games before the 2020 season was cut short due to the coronavirus pandemic (COVID-19). After winning its first two ACC series, the National Fastpitch Coaches Association (NFCA) announced the first-year program received votes (10) in the fifth edition (March 3) of the 2020 USA Today/NFCA D1 Top 25 Coaches Poll. Under the direction of Jamieson, freshman right-hander Valerie Cagle was one of two freshmen in the ACC in 2020 to garner nine wins, which tied for fourth in the ACC among all players. Cagle was also third in the league in innings pitched (89.2), strikeouts (87), appearances (19) and games started (13), and tied

for third in complete games (eight) before the Tigers' inaugural season was cut short.

The 2017 Southern Conference Coach of the Year, Jamieson led Furman to three-consecutive 30-win campaigns the final three seasons and a share of the 2017 Southern Conference Championship, a first for the Paladins in 22 years. His 2017 squad featured both the SoCon Pitcher of the Year and Freshman of the Year.

In the summer of 2017, Jamieson joined the USA Softball staff and helped the Americans claim gold at the WBCS Softball World Championship in Surrey, British Columbia. He was a part of the U.S. National Team staff for the World Cup of Softball and also participated in several training camps with the program during 2016.

Jamieson took the reins of the Paladin softball program after serving as assistant coach at Fordham University during the 2011 season where he helped guide the Rams to a 32-26 overall record, 14-6 league mark, second place finish in the Atlantic 10 Conference and an 8-5 victory over eventual national champion Alabama in the regular season finale. Under Jamieson's guidance, the Rams paced the Atlantic 10 with 54 home runs and ranked second in the league in runs scored (236), doubles (63) and walks (169).

Jamieson's pitching staff at Fordham posted a 2.35 ERA, ranked second in the Atlantic 10 with 466 strikeouts and issued a league-low 84 walks. The Rams placed five players on the All-Atlantic 10 First Team, including pitcher Jen Mineau, who fashioned a league-best 1.62 ERA under Jamieson's tutelage and earned third team Capital One Academic All-America honors.

Prior to joining the coaching staff at Fordham in the fall of 2011, Jamieson spent two seasons helping to rebuild the University of Arkansas softball program. In his first season in Fayetteville, he helped the Razorbacks lower the team ERA from 4.75 the previous season to 3.67 in 2010.

Jamieson grew up playing men's fast pitch softball and helped pitch the Canadian National Team to the 1993 World Championship in Auckland, New Zealand. He was named the Male Gold Card Athlete of the Year by Softball Ontario in 1993, and was named one of Ontario's Elite Athletes by that organization. The next year, he was inducted into the Goulbourn Township Sports Wall of Fame. Jamieson was also a member of the 2003 Kemptville Thunder Fastpitch squad that claimed the silver medal at the ISC World Championships.

Jamieson earned a bachelor's degree in physical education from Brock University in 1997 and a bachelor's degree in education from Nipissing University in 1998.



ASSISTANT COACH KATIE REPOLE



KATIE REPOLE

AC

- ASSISTANT COACH
- 1ST SEASON AT CLEMSON
- LOUISIANA '16

as well as finished in the top 10 defensively in fielding percentage (2023) and doubles plays (2024). Last season, Repole helped develop one All-American, one All-Region, one All-SEC and two SEC Player of the Weeks while helping South Carolina to a Top 25 RPI finish.

Before her time with the Gamecocks, Repole had a two-year stint with Texas A&M where she served as the recruiting coordinator, outfield coach, assistant infield and hitting coach. She helped the Aggies ink nine Top 100 players over the two years and developed one All-American, two All-Region, three All-SEC and two SEC Player of the Weeks. Familiar with the ACC, Repole was an assistant coach at Virginia from 2016-19. With her guidance, the Cavaliers set all-time single-season records for home runs, extra base hits and slugging percentage, while placing in the top 10 for doubles, hits, total bases and RBIs. The Cavaliers won the second-most ACC games in a single-season in program history while she was on staff, and she developed two First Team All-Region selections, three All-ACC Academic players and six ACC Player of the Weeks.

Repole graduated Magna Cum Laude from Louisiana in 2016 with a bachelors in general studies.

Clemson Softball Head Coach John Rittman announced the addition of Katie “Crash” Repole to the 2024-25 staff. Repole joins the staff as an assistant coach and will serve as the recruiting coordinator, work with the team defense and outfielders.

Repole joins the staff after previously serving as an

assistant coach at South Carolina where she was the recruiting coordinator, a defensive coordinator and camp director. With the Gamecocks, she secured back-to-back nationally ranked recruiting classes, specifically the 11th ranked incoming freshman class in 2024 and the No. 2 ranked transfer portal class. Under her guidance, South Carolina made two-consecutive NCAA Regional finals,

ASSISTANT COACH RYAN WIELIGMAN



RYAN WIELIGMAN

AC

- ASSISTANT COACH
- 1ST SEASON AT CLEMSON
- HENDERSON STATE '20

20 school records and individual accolades being set for hitters, as well as increases for the program in batting average, doubles, home runs, runs scored and slugging percentage.

Before Creighton, Wieligman held positions at Texas State, University of Texas-Tyler and Henderson State, while also assisting with camps at Ole Miss, Kansas and Arkansas. He spent the 2022 season at Texas State where he worked primarily with the outfielders and included data analysis, film and scouting. He helped develop the Sun Belt Conference Freshman of the Year and four SBC All-Conference honorees. During his time at the University of Texas-Tyler, Wieligman assisted with hitters, infielders and outfielders while also overseeing film. The staff was named the South Central Region Coaching Staff of the Year and LSC Regular Season Conference Champions. With his guidance, the Patriots produced four NFCA All-South Central selections, six LSC All-Conference players, two LSC Gold Glove winners, the 2021 LSC Newcomer of the Year and 2021 LSC Pitcher of the Year. He served as an assistant coach at his alma mater, Henderson State, for one year following graduation in 2020.

Clemson Softball Head Coach John Rittman announced the addition of Ryan Wieligman to the 2024-25 staff on July 26, 2024.

Wieligman joins the staff after previously serving as an assistant coach/recruiting coordinator at Creighton. He worked primarily with hitters and on recruiting efforts with additional duties coming from data analysis, film and scouting. He utilized Synergy, Trumedia,

6-4-3 Charts, Valoden Motor Preferences, Rapsodo and Blast to help develop student-athletes. He was a member of the 2024 Big East Coaching Staff of the Year and helped the Bluejays to the third largest RPI increase in the country jumping 133 spots. With his guidance, Creighton had five First Team and two Second Team All-Big East selections with both the conference pitcher and defensive players of the year in 2024. Additional accomplishments came from

DIRECTOR OF OPERATIONS JEANNIE MURPHY



JEANNIE MURPHY

DO

- DIRECTOR OF OPERATIONS
- 6TH SEASON AT CLEMSON
- OKLAHOMA '10, CONCORDIA UNIVERSITY IRVINE '14

student-athlete recruiting, ensuring that all NAIA, conference and institutional rules were followed, and also determined and monitored eligibility. During her last two years in Bluffton, Murphy also served as the head softball coach at May River High School.

Murphy was an assistant softball coach at Louisiana Tech in Ruston, La. from 2012-15, and prior to that, served in the same position at Northern Colorado from 2010-12. She was a graduate assistant at her alma mater, Oklahoma, for the 2009-10 season, where she was part of the Sooners' 2010 Big 12 Conference championship.

The native of Chandler, Oklahoma played at Oklahoma from 2006-09, when the team went to four-consecutive NCAA tournaments and was ranked in the top 20 in the final national rankings all four years. Murphy also won one Big 12 title with the Sooners as a player, in 2007.

Murphy earned an undergraduate degree in science from Oklahoma in 2010 and a master's degree in Athletic Administration and Coaching Athletic Leadership from Concordia University Irvine in Irvine, California in 2014. Her and her husband, Matt, have one son, Oliver.

Jeannie Murphy enters her sixth season as Director of Operations for Clemson Softball in 2024-25. Murphy is primarily responsible for coordinating day-to-day logistics of the program, including travel, budgeting, event planning,

recruiting, and other administrative duties.

Prior to her arrival at Clemson, Murphy worked at the University of South Carolina Beaufort, where she served as an Eligibility and Compliance Officer and Athletic Academic Coordinator. Murphy oversaw all aspects of

DIRECTOR OF PLAYER DEVELOPMENT JESSIE HARPER



JESSIE HARPER

PD

- 🐾 DIRECTOR OF PLAYER DEVELOPMENT
- 🐾 3RD SEASON AT CLEMSON
- 🐾 ARIZONA '20, '22

During her collegiate career, Harper excelled on the field being named a three-time All-American at two different positions (first base and shortstop), including being a 2017 first-team selection. She was a four-time All-Pac-12 First Team and NFCA West Region selection and concluded her career tied for first in Arizona history and third all-time in the NCAA with 92 home runs. She led the Pac-12 in homers in 2019 (29) and 2020 (10) and led the NCAA in 2019 to become the 10th Wildcat to lead the country in homers and first to do so since 2009.

She led the Wildcats to the Women's College World Series as a student-athlete in both 2019 and 2021 and to Super Regionals during her freshman (2017) and sophomore (2018) campaigns. She finished eighth in Arizona's history in career slugging percentage (.744) and finished sixth with 255 RBIs. Off the field, she was an Academic All-American and two-time Academic All-District selection as well as the 2021 Pac-12 Scholar Athlete of the Year. She was a Senior CLASS Award Finalist in 2021 and was a two-time Pac-12 All-Academic honoree.

The Stevenson Ranch, California native graduated with a degree in sociology in 2020 before completing her master's in educational leadership in 2022.

Clemson softball head coach John Rittman announced the addition of former Arizona Wildcat standout Jessie Harper as a volunteer assistant to his coaching staff for the 2022-23 season. She was elevated to full-time assistant coach on July 10, 2023 before transitioning to Director of Player Development in the fall of 2024.

During the 2024 campaign, Harper helped the Tigers to a 35-19 overall record. Working primarily with the outfielders, Harper guided senior McKenzie Clark to her second NFCA All-Region selection and a Second Team All-ACC. She helped the centerfielder to one of her best seasons at the plate with a .365 average that included 10 home runs, eight doubles and four triples. In total, Harper helped

Clemson record the most NFCA All-Region (3) and All-ACC honorees (6) in the program's short history. Offensively, with Harper's help, the Tigers set program marks in triples (15), sac flies (25) and sac hits (18). During its postseason run, Clemson won its sixth ACC Tournament game in program history with an 8-1 victory against Virginia and won the ninth NCAA Tournament game with an 8-0 run-rule win against USC Upstate.

Harper joined the Tiger staff after she served as Arizona's graduate assistant for the 2022 season, helping guide the Wildcats to a Women's College World Series appearance. Her stint with the Wildcat coaching staff came after an accomplished playing career for the squad and after being drafted to play professionally.



TAYLOR ROBY

GA

- 🐾 GRADUATE ASSISTANT
- 🐾 2ND SEASON AT CLEMSON
- 🐾 LOUISVILLE '23

Roby joined the Clemson staff in the summer of 2023 after completing her collegiate playing career in the spring of 2023 with Louisville. A dual threat for the Cardinals, Roby was selected as an NFCA Second Team All-American and All-ACC First Team member in 2023. Also, during her final season at Louisville, she posted a career-best .360 average at the plate with 59 hits including 23 home runs and nine doubles. She finished her career as a three-time NFCA All-Southeast Region Second Team honoree and by posting Louisville's career (63) and season (23) home run records while finishing third on the ACC's list for career home runs. Most recently, she spent the summer of 2023 playing professionally with the USSSA Pride.



KELLY TORRES

GA

- 🐾 GRADUATE ASSISTANT
- 🐾 1ST SEASON AT CLEMSON
- 🐾 DUKE '24

Torres joined the Clemson staff in the summer of 2024 after completing her collegiate playing career in the spring of 2024 with Duke. A crucial piece of Duke's 2024 Women's College World Series team, she finished with a .349 average and career highs in hits (40), runs scored (61), triples (3) and RBI (37). She garnered NFCA All-Region Third Team honors in 2024 for her efforts behind the plate. She finished her senior season with the Blue Devils with a .997 fielding percentage and caught nine runners attempting to steal. In total, she threw out 30 runners on the basepath, which ranks first all time in Duke's record books.

HISTORY & RECORDS

BALL	STRIKE	OUT
HOME	INNING	GUEST
0	6	8

150

McWHORTER STADIUM



CLEMSON SOFTBALL HAS MADE FOUR CONSECUTIVE
NCAA POSTSEASON APPEARANCES

INDIVIDUAL RECORDS

OFFENSE

GAMES PLAYED

CAREER

No. Player	Year	Total
1. Valerie Cagle	2020-24	243
2. Alia Logoleo	2020-24	240
3. McKenzie Clark	2021-24	226
4. Arielle Oda	2020-24	216
5. Maddie Moore	2022-Pres.	173
6. JoJo Hyatt	2020-24	171
7. Marissa Guimbarda	2020-22	134
8. Aby Vieira	2022-Pres.	131
9. Cammy Pereira	2020-22	131
9. Carlee Shannon	2020-22	108
10. Millie Thompson	2021-24	97

SEASON

No. Player	Year	Total
1. Valerie Cagle	2023	61
McKenzie Clark	2023	61
Reedy Davenport	2023	61
Caroline Jacobsen	2023	61
Alia Logoleo	2023	61
Maddie Moore	2023	61
7. Ally Miklesh	2023	60
8. Valerie Cagle	2022	59
McKenzie Clark	2022	59
Marissa Guimbarda	2022	59
Alia Logoleo	2022	59
Maddie Moore	2022	59
Cammy Pereira	2022	59
Sam Russ	2022	59

GAMES STARTED

CAREER

No. Player	Year	Total
1. Valerie Cagle	2020-24	243
2. Alia Logoleo	2020-24	231
3. McKenzie Clark	2021-24	226
4. Maddie Moore	2022-Pres.	171
5. JoJo Hyatt	2020-24	158
6. Marissa Guimbarda	2020-22	134
7. Cammy Pereira	2020-22	131
8. Arielle Oda	2020-24	127
9. Aby Vieira	2022-Pres.	120
10. Grace Mattimore	2020-22	65

SEASON

No. Player	Year	Total
1. Valerie Cagle	2023	61
McKenzie Clark	2023	61
Reedy Davenport	2023	61
Caroline Jacobsen	2023	61
Alia Logoleo	2023	61
Maddie Moore	2023	61
7. Ally Miklesh	2023	60
8. Valerie Cagle	2022	59
McKenzie Clark	2022	59
Marissa Guimbarda	2022	59
Alia Logoleo	2022	59
Cammy Pereira	2022	59
Sam Russ	2022	59

BATTING AVERAGE

CAREER (250 AB)

No. Player	Year	At-Bats	Hits	Avg.
1. Valerie Cagle	2020-24	759	288	.379
2. McKenzie Clark	2021-24	695	240	.345
3. Marissa Guimbarda	2020-22	376	182	.303
4. Alia Logoleo	2020-24	653	195	.299
5. Cammy Pereira	2020-22	407	119	.292
6. Maddie Moore	2022-Pres.	429	122	.284
7. Aby Vieira	2022-Pres.	349	96	.275
8. Arielle Oda	2020-24	263	67	.255
9. JoJo Hyatt	2020-24	334	83	.249

SEASON (100 AB)

No. Player	Year	At-Bats	Hits	Avg.
1. Valerie Cagle	2023	177	83	.469
2. Valerie Cagle	2021	156	63	.404
3. Maddie Moore	2024	155	57	.368
4. McKenzie Clark	2024	167	61	.365
5. McKenzie Clark	2021	169	60	.355
6. Valerie Cagle	2024	148	50	.338
7. McKenzie Clark	2023	179	60	.335
8. Alex Brown	2024	186	61	.328
McKenzie Clark	2022	180	59	.328
10. Alia Logoleo	2024	163	52	.319

*2020 season stats not counted since minimum 100 AB not reached

AT BATS

CAREER

No. Player	Year	Total
1. Valerie Cagle	2020-24	759
2. McKenzie Clark	2021-24	695
3. Alia Logoleo	2020-24	653
4. Maddie Moore	2022-Pres.	429
5. Cammy Pereira	2020-22	407
6. Marissa Guimbarda	2020-22	376
7. JoJo Hyatt	2020-24	334
8. Arielle Oda	2020-24	263
9. Aby Vieira	2022-Pres.	349
10. Alex Brown	2024-Pres.	186

SEASON

No. Player	Year	Total
1. Alex Brown	2024	186
2. Valerie Cagle	2022	185
3. Cammy Pereira	2022	181
4. McKenzie Clark	2022	180
5. McKenzie Clark	2023	179
6. Caroline Jacobsen	2023	178
7. Valerie Cagle	2023	177
8. Maddie Moore	2023	174
9. McKenzie Clark	2023	169
Alia Logoleo	2021	169

SINGLE GAME

No. Player	Date	Opponent	Total
1. Alex Brown	3/20/24	South Carolina	6
2. McKenzie Clark	3/20/24	South Carolina	5
Lindsey Garcia	3/20/24	South Carolina	5
Grace Hiller	3/20/24	South Carolina	5
Arielle Oda	3/20/24	South Carolina	5
Aby Vieira	3/20/24	South Carolina	5
Valerie Cagle	3/10/24	Fordham	5
McKenzie Clark	3/10/24	Fordham	5
Alex Brown	3/7/24	Minnesota	5
Alia Logoleo	3/7/24	Minnesota	5

*Total of 39 performances with 5 at-bats (most recent)

HITS

CAREER

No. Player	Year	Total
1. Valerie Cagle	2020-24	288
2. McKenzie Clark	2021-24	240
3. Alia Logoleo	2020-24	195
4. Cammy Pereira	2020-22	119
5. Marissa Guimbarda	2020-22	114
6. Maddie Moore	2022-Pres.	110
7. Aby Vieira	2022-Pres.	96
8. JoJo Hyatt	2020-24	83
9. Arielle Oda	2020-24	67
10. Caroline Jacobsen	2023	55

SEASON

No. Player	Year	Total
1. Valerie Cagle	2023	83
2. Valerie Cagle	2021	63
3. Alex Brown	2024	61
McKenzie Clark	2024	61
5. McKenzie Clark	2023	60
McKenzie Clark	2021	60
7. McKenzie Clark	2022	59
8. Maddie Moore	2024	57

Valerie Cagle	2022	57
10. Caroline Jacobsen	2023	55

SINGLE GAME

No. Player	Date	Opponent	Total
1. Valerie Cagle	2/24/24	Miami (OH)	4
Valerie Cagle	2/19/23	Ohio State	4
McKenzie Clark	2/10/23	vs. Georgia State	4
McKenzie Clark	5/14/22	vs. Florida State	4
McKenzie Clark	2/26/22	Akron	4
Alia Logoleo	5/9/21	at Syracuse	4
Ansley Gilstrap	3/7/21	at Virginia	4
Valerie Cagle	2/28/20	Virginia	4
Valerie Cagle	2/15/20	Maryland	4
10. Alia Logoleo	4/12/24	Duke	3
Maddie Moore	4/12/24	Duke	3

*Total of 74 performances with 3 at-bats (most recent)

DOUBLES

CAREER

No. Player	Year	Total
1. Valerie Cagle	2020-24	49
2. McKenzie Clark	2021-24	41
3. Alia Logoleo	2020-24	29
4. Maddie Moore	2022-Pres.	24
5. Marissa Guimbarda	2020-22	23
6. Aby Vieira	2022-Pres.	17
7. Caroline Jacobsen	2023	15
8. Grace Mattimore	2020-22	14
Cammy Pereira	2020-22	14
10. Julia Knowler	2024-Pres.	10
Abi Stuart	2020-Pres.	10

SEASON

No. Player	Year	Total
1. Valerie Cagle	2023	15
Caroline Jacobsen	2023	15
3. McKenzie Clark	2022	13
4. Valerie Cagle	2021	12
5. McKenzie Clark	2023	11
6. Julia Knowler	2024	10
Valerie Cagle	2022	10
Marissa Guimbarda	2021	10
Grace Mattimore	2020	10
10. Maddie Moore	2023	9
Marissa Guimbarda	2022	9
McKenzie Clark	2021	9

SINGLE GAME

No. Player	Date	Opponent	Total
1. Julia Knowler	4/26/24	at Louisville	2
Maddie Moore	3/26/23	at Georgia Tech	2
Caroline Jacobsen	3/15/23	Charlotte	2
Alia Logoleo	3/4/23	Syracuse	2
Valerie Cagle	2/11/23	vs. Georgia State	2
Reedy Davenport	2/9/23	at FIU	2
McKenzie Clark	5/20/22	UNCW	2
Valerie Cagle	5/1/22	Georgia Tech	2
Aby Vieira	4/21/22	at Florida State	2
Marissa Guimbarda	3/13/22	Liberty	2

*Total of 19 performances with 2 doubles (most recent)

TRIPLES

CAREER

No. Player	Year	Total
1. McKenzie Clark	2021-24	13
2. Valerie Cagle	2020-24	6
3. Sam Russ	2022	5
4. Alex Brown	2024-Pres.	4
Cammy Pereira	2020-22	4
6. JoJo Hyatt	2020-24	3
Alia Logoleo	2020-24	3
Arielle Oda	2020-24	3
9. Maddie Moore	2022-Pres.	2
10. Ally Miklesh	2023	1
Kyah Keller	2020-23	1
Ansley Gilstrap	2020-21	1



INDIVIDUAL RECORDS

SEASON	No. Player	Year	Total
1.	McKenzie Clark	2021	6
2.	Sam Russ	2022	5
3.	Alex Brown	2024	4
	McKenzie Clark	2024	4
5.	Valerie Cagle	2024	3
6.	Maddie Moore	2024	2
	McKenzie Clark	2022	2
	Cammy Pereira	2022	2
	Cammy Pereira	2021	2
	Alia Logoleo	2020	2

SINGLE GAME	No. Player	Date	Opponent	Total
1.	McKenzie Clark	5/18/24	vs. Southeastern Louisiana	1
	Alex Brown	4/9/24	at South Carolina	1
	Alex Brown	3/30/24	Boston College	1
	McKenzie Clark	3/28/24	Boston College	1
	Arielle Oda	3/23/24	at Virginia	1
	Maddie Moore	3/16/24	North Carolina	1
	Valerie Cagle	3/13/24	Gardner-Webb	1
	Alia Logoleo	3/9/24	Longwood	1
	Alex Brown	3/8/24	Mercer	1
	Valerie Cagle	3/8/24	Mercer	1

*Total of 46 performances with 1 triple (most recent)

HOME RUNS

CAREER	No. Player	Year	Total
1.	Valerie Cagle	2020-24	66
2.	McKenzie Clark	2021-24	44
3.	Alia Logoleo	2020-24	40
4.	Marissa Guimbarda	2020-22	35
5.	Maddie Moore	2022-Pres.	23
6.	Caroline Jacobsen	2023	12
7.	Aby Vieira	2022-Pres.	9
	Cammy Pereira	2020-22	9
9.	Reedy Davenport	2023	6
10.	Lindsey Garcia	2024	5
	Julia Knowler	2024-Pres.	5
	Abi Stuart	2020-Pres.	5

SEASON	No. Player	Year	Total
1.	Valerie Cagle	2023	19
2.	Valerie Cagle	2021	17
3.	Alia Logoleo	2022	15
4.	McKenzie Clark	2023	13
	Valerie Cagle	2022	13
	Marissa Guimbarda	2021	13
7.	Caroline Jacobsen	2023	12
	McKenzie Clark	2022	12
9.	Maddie Moore	2023	11
	Marissa Guimbarda	2022	11
	Marissa Guimbarda	2020	11

SINGLE GAME	No. Player	Date	Opponent	Total
1.	McKenzie Clark	4/22/22	at Florida State	3
	Alia Logoleo	5/9/21	Syracuse	3
3.	Kylee Johnson	3/15/24	North Carolina	2
	McKenzie Clark	3/10/24	at Fordham	2
	Valerie Cagle	2/24/24	Miami (OH)	2
	Julia Knowler	2/8/24	vs. Missouri State	2
	Valerie Cagle	4/15/23	at NC State	2
	Caroline Jacobsen	3/25/23	at Georgia Tech	2
	Maddie Moore	3/8/23	Mercer	2
	Caroline Jacobsen	3/25/23	vs. Georgia State	2

*Total of 24 performances with 2 home runs (most recent)

RUNS BATTED IN

CAREER	No. Player	Year	Total
1.	Valerie Cagle	2020-24	224
2.	Alia Logoleo	2020-24	172
3.	McKenzie Clark	2021-24	142
4.	Marissa Guimbarda	2020-22	112
5.	Maddie Moore	2022-Pres.	90

6.	Aby Vieira	2022-Pres.	55
7.	Cammy Pereira	2020-22	52
8.	Caroline Jacobsen	2023	50
9.	JoJo Hyatt	2020-24	46
10.	Reedy Davenport	2023	34

SEASON	No. Player	Year	Total
1.	Valerie Cagle	2023	57
2.	Alia Logoleo	2023	51
3.	Caroline Jacobsen	2023	50
4.	Alia Logoleo	2022	46
5.	Valerie Cagle	2021	45
6.	Valerie Cagle	2022	44
7.	Valerie Cagle	2024	42
	Marissa Guimbarda	2021	42
9.	McKenzie Clark	2024	41
10.	Maddie Moore	2023	40

SINGLE GAME	No. Player	Date	Opponent	Total
1.	Alia Logoleo	5/9/21	at Syracuse	10
2.	Valerie Cagle	2/24/24	Miami (OH)	8
	Alia Logoleo	4/1/22	at North Carolina	8
	Valerie Cagle	2/15/20	at Maryland	8
5.	JoJo Hyatt	2/11/23	vs. Georgia State	7
	Valerie Cagle	3/1/20	Virginia	7
7.	Valerie Cagle	2/10/22	at FGCU	6
	MK Bonamy	2/9/20	vs St. John's	6
9.	Caroline Jacobsen	5/19/23	UNCG	5
	Maddie Moore	4/23/23	Pittsburgh	5

*Total of 6 performances with 5 RBIs (most recent)

SLUGGING PERCENTAGE

CAREER (250 AB)	No. Player	Year	At-Bats	Total
1.	Valerie Cagle	2020-24	759	.721
2.	Marissa Guimbarda	2020-22	376	.649
3.	McKenzie Clark	2021-24	695	.632
4.	Alia Logoleo	2020-24	653	.536
5.	Maddie Moore	2022-Pres.	429	.510
6.	Cammy Pereira	2020-22	407	.413
7.	Aby Vieira	2022-Pres.	349	.401
8.	Arielle Oda	2020-24	263	.342
9.	JoJo Hyatt	2020-24	334	.296

SEASON (100 AB)	No. Player	Year	At-Bats	Total
1.	Valerie Cagle	2023	177	.887
2.	Valerie Cagle	2021	156	.821
3.	Marissa Guimbarda	2021	136	.669
4.	McKenzie Clark	2024	167	.641
5.	Maddie Moore	2024	155	.639
	McKenzie Clark	2021	169	.639
7.	McKenzie Clark	2023	179	.626
8.	McKenzie Clark	2022	180	.622
9.	Caroline Jacobsen	2023	178	.596
10.	Alia Logoleo	2022	164	.585

ON-BASE PERCENTAGE

CAREER (250 AB)	No. Player	Year	At-Bats	Total
1.	Valerie Cagle	2020-24	759	.457
2.	McKenzie Clark	2021-24	695	.443
3.	Arielle Oda	2020-24	263	.415
4.	Marissa Guimbarda	2020-22	376	.410
5.	Maddie Moore	2022-Pres.	429	.400
6.	Alia Logoleo	2020-24	653	.374
7.	Cammy Pereira	2020-22	407	.346
8.	JoJo Hyatt	2020-24	334	.337
9.	Aby Vieira	2022-Pres.	349	.325

SEASON (100 AB)	No. Player	Year	At-Bats	Total
1.	Valerie Cagle	2023	177	.565
2.	Valerie Cagle	2021	156	.492
3.	McKenzie Clark	2024	167	.477
	Maddie Moore	2024	155	.477
5.	McKenzie Clark	2023	179	.443

6.	Arielle Oda	2024	120	.440
7.	McKenzie Clark	2021	169	.431
8.	Ally Miklesh	2023	147	.430
9.	McKenzie Clark	2022	180	.418
	Ansley Gilstrap	2021	144	.418

RUNS SCORED

CAREER	No. Player	Year	Total
1.	McKenzie Clark	2021-24	198
2.	Valerie Cagle	2020-24	180
3.	Alia Logoleo	2020-24	121
4.	Maddie Moore	2024-Pres.	110
5.	Arielle Oda	2020-24	95
6.	Cammy Pereira	2020-22	77
7.	Marissa Guimbarda	2020-22	57
8.	Alex Brown	2024-Pres.	44
9.	Ansley Gilstrap	2020-21	43
10.	Ally Miklesh	2023	41

SEASON	No. Player	Year	Total
1.	McKenzie Clark	2023	56
2.	McKenzie Clark	2024	53
3.	Valerie Cagle	2023	50
4.	Maddie Moore	2023	47
	McKenzie Clark	2021	47
6.	Alex Brown	2024	44
7.	Valerie Cagle	2021	43
	Ansley Gilstrap	2021	43
9.	McKenzie Clark	2022	42
10.	Ally Miklesh	2023	41

SINGLE GAME	No. Player	Date	Opponent	Total
1.	McKenzie Clark	2/10/22	at FGCU	4
	Alia Logoleo	5/9/21	at Syracuse	4
3.	McKenzie Clark	4/12/24	Duke	3
	Maddie Moore	4/6/24	at Syracuse	3
	McKenzie Clark	3/30/24	Boston College	3
	Alex Brown	3/10/24	Fordham	3
	Valerie Cagle	3/3/24	NC State	3
	McKenzie Clark	3/3/24	NC State	3
	Julia Knowler	2/8/24	vs. Missouri State	3
	Caroline Jacobsen	5/19/23	UNCG	3

*Total of 37 performances with 3 runs scored (most recent)

STOLEN BASES

CAREER	No. Player	Year	Total
1.	McKenzie Clark	2021-24	46
2.	Carlee Shannon	2020-22	45
3.	Maddie Moore	2022-Pres.	40
4.	Alia Logoleo	2020-24	32
5.	Julia Bomhardt	2023-24	31
6.	Sam Russ	2022	29
7.	Arielle Oda	2020-24	25
8.	Ally Miklesh	2023	18
9.	Ansley Gilstrap	2020-21	13
10.	Kylee Johnson	2024-Pres.	11
	Valerie Cagle	2020-24	11

SEASON	No. Player	Year	Total
1.	Sam Russ	2022	29
2.	McKenzie Clark	2021	23
3.	Julia Bomhardt	2023	20
4.	Ally Miklesh	2023	18
	Carlee Shannon	2022	18
	Carlee Shannon	2021	18
7.	Maddie Moore	2024	15
	Maddie Moore	2023	15
9.	Ansley Gilstrap	2021	13
10.	Julia Bomhardt	2024	11
	Kylee Johnson	2024	11
	McKenzie Clark	2023	11
	Alia Logoleo	2023	11

INDIVIDUAL RECORDS

SINGLE GAME

No. Player	Date	Opponent	Total
1. McKenzie Clark	2/24/23	vs. UIC	3
Sam Russ	5/20/22	UNCW	3
McKenzie Clark	2/27/21	Elon	3
4. Maddie Moore	4/6/24	at Syracuse	2
Maddie Moore	2/24/24	UConn	2
Kylee Johnson	2/23/24	Ole Miss	2
Ally Miklesh	2/24/23	vs. UIC	2
Julia Bomhardt	2/18/23	Ohio State	2
Sam Russ	4/29/22	Georgia Tech	2
Sam Russ	3/13/22	Liberty	2

*Total of 16 performances with 2 stolen bases (most recent)

WALKS

CAREER

No. Player	Year	Total
1. Valerie Cagle	2020-24	103
2. McKenzie Clark	2021-24	101
3. Maddie Moore	2022-Pres.	72
4. Alia Logoleo	2020-24	65
5. Arielle Oda	2020-24	63
6. Marissa Guimbarda	2020-22	56
7. Grace Mattimore	2020-22	41
8. JoJo Hyatt	2020-24	40
9. Ally Miklesh	2023	25
10. Caroline Jacobsen	2023	24

SEASON

No. Player	Year	Total
1. Valerie Cagle	2023	36
2. McKenzie Clark	2023	32
3. Maddie Moore	2023	30
4. McKenzie Clark	2024	29
Maddie Moore	2024	29
6. Marissa Guimbarda	2022	27
Valerie Cagle	2021	27
8. Ally Miklesh	2023	25
9. Arielle Oda	2024	24
Caroline Jacobsen	2023	24

SINGLE GAME

No. Player	Date	Opponent	Total
1. Arielle Oda	3/7/24	Minnesota	3
Maddie Moore	2/28/24	at Georgia	3
Valerie Cagle	5/21/23	Auburn	3
Valerie Cagle	5/19/23	UNCG	3
Valerie Cagle	4/16/23	at NC State	3
Arielle Oda	3/19/23	Virginia	3
McKenzie Clark	2/25/23	vs. Michigan State	3
McKenzie Clark	2/11/23	vs. Georgia State	3
Valerie Cagle	2/26/22	Akron	3
Grace Mattimore	5/8/21	at Syracuse	3

*Total of 13 performances with 3 walks (most recent)

HIT BY PITCH

CAREER

No. Player	Year	Total
1. McKenzie Clark	2021-24	29
2. Alia Logoleo	2020-24	18
3. Marissa Guimbarda	2020-22	16
4. Ansley Gilstrap	2020-21	15
5. Maddie Moore	2022-Pres.	13
Cammy Pereira	2020-22	13
7. Arielle Oda	2020-24	10
8. Bailey Taylor	2020-22	9
9. Valerie Cagle	2020-24	8
10. Ally Miklesh	2023	7
Sam Russ	2022	7

SEASON

No. Player	Year	Total
1. Ansley Gilstrap	2021	15
2. McKenzie Clark	2024	12
3. Cammy Pereira	2022	8
4. Alia Logoleo	2023	7
Ally Miklesh	2023	7
McKenzie Clark	2022	7
Sam Russ	2022	7

8. Lindsey Garcia	2024	6
Maddie Moore	2024	6
Arielle Oda	2024	6
Marissa Guimbarda	2022	6

SINGLE GAME

No. Player	Date	Opponent	Total
1. Marissa Guimbarda	2/21/21	at Georgia Tech	3
2. Aby Vieira	3/10/24	Fordham	2
McKenzie Clark	2/10/24	vs. Liberty	2
McKenzie Clark	5/21/23	Auburn	2
Cammy Pereira	4/2/22	at North Carolina	2
Sam Russ	4/2/22	at North Carolina	2
Bailey Taylor	2/11/22	vs. Kent State	2
Ansley Gilstrap	4/13/21	Winthrop	2
Ansley Gilstrap	2/19/21	Virginia Tech	2
Grace Mattimore	2/12/21	vs. Illinois State	2

*Total of 10 performances with 2 hit by pitch (most recent)

TOTAL BASES

CAREER

No. Player	Year	Total
1. Valerie Cagle	2020-24	547
2. McKenzie Clark	2021-24	439
3. Alia Logoleo	2020-24	350
4. Marissa Guimbarda	2020-22	244
5. Maddie Moore	2022-Pres.	219
6. Cammy Pereira	2020-22	168
7. Aby Vieira	2022-Pres.	140
8. Caroline Jacobsen	2023	106
9. JoJo Hyatt	2020-24	99
10. Arielle Oda	2020-24	90

SEASON

No. Player	Year	Total
1. Valerie Cagle	2023	157
2. Valerie Cagle	2021	128
3. McKenzie Clark	2023	112
McKenzie Clark	2022	112
5. Valerie Cagle	2022	108
McKenzie Clark	2021	108
7. McKenzie Clark	2024	107
8. Caroline Jacobsen	2023	106
9. Maddie Moore	2024	99
10. Alia Logoleo	2022	96

SINGLE GAME

No. Player	Date	Opponent	Total
1. Alia Logoleo	5/9/21	at Syracuse	14
2. McKenzie Clark	4/22/22	at Florida State	12
3. Valerie Cagle	2/24/24	Miami (OH)	10
Valerie Cagle	2/15/20	at Maryland	10
5. Julia Knowler	2/8/24	vs. Missouri State	9
Marissa Guimbarda	4/3/22	at North Carolina	9
Marissa Guimbarda	4/2/22	at North Carolina	9
Alia Logoleo	4/1/22	at North Carolina	9
Valerie Cagle	5/8/21	at Syracuse	9
Kyah Keller	4/2/21	North Carolina	9

*Total of 8 performances with 9 total bases (most recent)

SACRIFICE FLIES

CAREER

No. Player	Year	Total
1. McKenzie Clark	2021-24	11
2. Alia Logoleo	2020-24	8
3. Marissa Guimbarda	2020-22	6
4. Maddie Moore	2022-Pres.	4
Valerie Cagle	2020-24	4
Lindsey Garcia	2024	4
Caroline Jacobsen	2023	4
Kyah Keller	2020-23	4
8. Aby Vieira	2022-Pres.	3
Alex Brown	2024-Pres.	3
JoJo Hyatt	2020-24	3
Cammy Pereira	2020-22	3

SEASON

No. Player	Year	Total
1. McKenzie Clark	2024	6
2. Lindsey Garcia	2024	4
Caroline Jacobsen	2023	4
4. Alex Brown	2024	3
Valerie Cagle	2024	3
Alia Logoleo	2024	3
Maddie Moore	2024	3
McKenzie Clark	2023	3
Alia Logoleo	2023	3
10. JoJo Hyatt	2023	2
Kyah Keller	2023	2
Marissa Guimbarda	2022	2
McKenzie Clark	2021	2
Marissa Guimbarda	2021	2
Kyah Keller	2021	2
Marissa Guimbarda	2020	2
Cammy Pereira	2020	2

SINGLE GAME

No. Player	Date	Opponent	Total
1. Cammy Pereira	3/4/20	Charlotte	2
2. Maddie Moore	5/18/24	vs. USC Upstate	1
McKenzie Clark	5/9/24	vs. Virginia	1
Alia Logoleo	4/27/24	at Louisville	1
Alex Brown	4/26/24	at Louisville	1
Lindsey Garcia	4/26/24	at Louisville	1
McKenzie Clark	4/20/24	at Notre Dame	1
Maddie Moore	4/20/24	at Notre Dame	1
Lindsey Garcia	4/12/24	Duke	1
Lindsey Garcia	4/2/24	Furman	1
Alia Logoleo	4/2/24	Furman	1

*Total of 64 performances with 1 sac fly (most recent)

SACRIFICE HITS

CAREER

No. Player	Year	Total
1. JoJo Hyatt	2020-24	14
2. Alia Logoleo	2020-24	9
3. Alex Brown	2024-Pres.	6
Reedy Davenport	2023	6
5. Aby Vieira	2022-Pres.	5
6. Grace Mattimore	2020-22	4
Cammy Pereira	2020-22	4
8. McKenzie Clark	2021-24	2
Bailey Taylor	2020-22	2
10. Kylee Johnson	2024-Pres.	1
Maddie Moore	2022-Pres.	1
Valerie Cagle	2020-24	1
Arielle Oda	2020-24	1
Ally Miklesh	2023	1

SEASON

No. Player	Year	Total
1. Alex Brown	2024	6
Reedy Davenport	2023	6
JoJo Hyatt	2023	6
4. Aby Vieira	2024	4
5. JoJo Hyatt	2024	3
Alia Logoleo	2024	3
Alia Logoleo	2023	3
Grace Mattimore	2021	3
9. Cammy Pereira	2022	2
JoJo Hyatt	2021	2
Alia Logoleo	2021	2
Cammy Pereira	2021	2
JoJo Hyatt	2020	2

SINGLE GAME

No. Player	Date	Opponent	Total
1. Aby Vieira	5/17/24	vs. Southeastern Louisiana	1
Aby Vieira	5/9/24	vs. Virginia	1
Alex Brown	4/20/24	at Notre Dame	1
Kylee Johnson	4/13/24	Duke	1
JoJo Hyatt	4/12/24	Duke	1
Aby Vieira	4/6/24	at Syracuse	1
Alia Logoleo	3/17/24	North Carolina	1
Alex Brown	3/13/24	Gardner-Webb	1



INDIVIDUAL RECORDS

Alia Logoleo	3/9/24	Longwood	1
McKenzie Clark	3/7/24	Minnesota	1

*Total of 57 performances with 1 sac hit (most recent)

DEFENSE

FIELDING PERCENTAGE

CAREER (250 CHANCES)

No. Player	Pos.	Year	Chances	Total
1. JoJo Hyatt	C	2020-24	964	.993
2. Aby Vieira	C	2022-Pres.	673	.990
3. Madison May	1B	2020-23	345	.988
4. Kyah Keller	1B	2020-23	412	.985
5. Valerie Cagle	P/1B/OF	2020-24	758	.982
6. Maddie Moore	3B/SS/2B	2022-Pres.	544	.954
7. Cammy Pereira	2B	2020-22	448	.951
8. Alia Logoleo	3B/SS/OF	2020-24	715	.927

SEASON (100 CHANCES)

No. Player	Pos.	Year	Chances	Total
1. JoJo Hyatt	C	2020	179	1.000
2. Kyah Keller	1B	2021	230	.996
3. Aby Vieira	C	2023	218	.995
4. JoJo Hyatt	C	2023	136	.993
5. JoJo Hyatt	C	2021	399	.992
Madison May	1B	2023	243	.992
7. JoJo Hyatt	C	2022	179	.989
8. Aby Vieira	C	2024	248	.988
Bailey Taylor	1B	2022	169	.988
10. Valerie Cagle	P/1B	2022	144	.986

PUTOUTS

CAREER

No. Player	Pos.	Year	Total
1. JoJo Hyatt	C	2020-24	887
2. Aby Vieira	C	2022-Pres.	598
3. Valerie Cagle	P/1B/OF	2020-24	511
4. Kyah Keller	1B	2020-23	404
5. Madison May	1B	2020-23	334
6. Alia Logoleo	3B/SS/OF	2020-24	246
7. McKenzie Clark	OF/C	2021-24	237
8. Maddie Moore	2B/SS/3B	2024-Pres.	207
9. Cammy Pereira	2B	2020-22	200
10. Grace Mattimore	1B	2020-22	197

SEASON

No. Player	Pos.	Year	Total
1. JoJo Hyatt	C	2021	365
2. Madison May	1B	2023	238
3. Kyah Keller	1B	2021	228
4. Aby Vieira	C	2024	224
5. Aby Vieira	C	2023	197
6. Valerie Cagle	P/1B	2023	193
7. Valerie Cagle	P/1B/OF	2024	185
8. Aby Vieira	C	2022	177
9. Grace Mattimore	1B	2021	174
10. MK Bonamy	1B	2020	167
JoJo Hyatt	C	2020	167

SINGLE GAME

No. Player	Pos.	Date	Opponent	Total
1. Grace Hiller	1B	3/20/24	South Carolina	14
Bailey Taylor	1B	4/14/22	Boston University	14
JoJo Hyatt	C	3/19/21	at Louisville	14
Grace Mattimore	1B	2/20/21	at Georgia Tech	14
MK Bonamy	1B	2/26/20	Georgia	14
6. Grace Hiller	1B	3/15/24	North Carolina	13
Grace Hiller	1B	3/5/24	Tennessee	13
JoJo Hyatt	C	5/11/23	vs. North Carolina	13
Bailey Taylor	1B	5/27/22	at Oklahoma State	13
Aby Vieira	C	3/27/22	Louisville	13

*Total of 9 performances with 13 putouts (most recent)

ASSISTS

CAREER

No. Player	Pos.	Year	Total
1. Alia Logoleo	SS/3B/OF	2020-24	417
2. Maddie Moore	2B/SS/3B	2022-Pres.	312
3. Valerie Cagle	P/UTL	2020-24	233
4. Cammy Pereira	2B	2020-22	226
5. Reedy Davenport	3B	2023	112
6. Alex Brown	2B/SS/3B	2024-Pres.	107
7. Ansley Gilstrap	SS	2020-21	106
8. Millie Thompson	P	2021-24	78
9. Casey Bigham	3B/2B	2021	73
10. JoJo Hyatt	C	2020-24	70

SEASON

No. Player	Pos.	Year	Total
1. Alia Logoleo	SS	2023	158
2. Alia Logoleo	SS	2022	124
3. Reedy Davenport	3B	2023	112
4. Maddie Moore	2B/SS	2024	109
Maddie Moore	2B	2023	109
6. Alex Brown	2B/SS/3B	2024	107
Cammy Pereira	2B	2022	107
8. Ansley Gilstrap	SS	2021	106
9. Alia Logoleo	SS/3B	2024	103
10. Maddie Moore	3B	2022	94

SINGLE GAME

No. Player	Pos.	Date	Opponent	Total
1. Alia Logoleo	SS	5/27/22	at Oklahoma State	8
2. Maddie Moore	2B	3/20/24	South Carolina	7
Alia Logoleo	SS	5/21/22	Auburn	7
Bailey Taylor	3B	2/9/20	vs. St. John's	7
5. Alia Logoleo	SS	4/21/23	Pittsburgh	6
Alia Logoleo	SS	4/7/23	Florida State	6
Alia Logoleo	SS	5/13/22	vs. Virginia Tech	6
Alia Logoleo	SS	4/16/22	Notre Dame	6
Valerie Cagle	P	4/14/22	Notre Dame	6
Maddie Moore	3B	3/30/22	South Carolina	6

*Total of 10 performances with 6 assists (most recent)

DOUBLE PLAYS TURNED

CAREER

No. Player	Year	Total
1. Alia Logoleo	2020-24	38
2. Maddie Moore	2022-Pres.	31
3. Valerie Cagle	2020-24	29
4. Kyah Keller	2020-23	17
5. Cammy Pereira	2020-22	15
6. Madison May	2020-23	11
7. Bailey Taylor	2020-22	9
Ansley Gilstrap	2020-21	9
9. Grace Mattimore	2020-22	8
10. Casey Bigham	2021	7

SEASON

No. Player	Year	Total
1. Alia Logoleo	2023	21
2. Valerie Cagle	2023	15
Maddie Moore	2023	15
4. Alia Logoleo	2022	10
5. Madison May	2023	9
Maddie Moore	2022	9
Cammy Pereira	2022	9
Ansley Gilstrap	2021	9
9. Bailey Taylor	2022	8
Grace Mattimore	2021	8

PITCHING

APPEARANCES

CAREER

No. Player	Year	Total
1. Valerie Cagle	2020-24	153
2. Millie Thompson	2021-24	97
3. Regan Spencer	2021-24	84
4. Brooke McCubbin	2022-Pres.	64
5. Emma Whitfield	2020-22	16

Logan Caymol	2020-21	16
7. Olivia Duncan	2024-Pres.	6
8. Rachel Gibson	2022-23	2

SEASON

No. Player	Year	Total
1. Valerie Cagle	2021	40
2. Valerie Cagle	2023	38
3. Valerie Cagle	2022	32
4. Regan Spencer	2024	30
5. Millie Thompson	2024	28
6. Millie Thompson	2022	27
7. Valerie Cagle	2024	24
Brooke McCubbin	2024	24
9. Millie Thompson	2023	23
10. Brooke McCubbin	2023	22
Regan Spencer	2022	22

STARTS

CAREER

No. Player	Year	Total
1. Valerie Cagle	2020-24	114
2. Millie Thompson	2021-24	64
3. Regan Spencer	2021-24	35
4. Brooke McCubbin	2022-Pres.	25
5. Logan Caymol	2020-21	12
6. Emma Whitfield	2020-22	2
7. Olivia Duncan	2024-Pres.	1

SEASON

No. Player	Year	Total
1. Valerie Cagle	2021	32
2. Valerie Cagle	2023	30
3. Valerie Cagle	2022	26
4. Millie Thompson	2023	19
Millie Thompson	2022	19
6. Regan Spencer	2024	17
7. Millie Thompson	2021	15
8. Valerie Cagle	2024	13
Valerie Cagle	2020	13
10. Brooke McCubbin	2024	12
Logan Caymol	2020	12

VICTORIES

CAREER

No. Player	Year	Total
1. Valerie Cagle	2020-24	86
2. Millie Thompson	2021-24	44
3. Regan Spencer	2021-24	28
4. Brooke McCubbin	2022-Pres.	20
4. Logan Caymol	2020-21	7
6. Emma Whitfield	2020-22	4

SEASON

No. Player	Year	Total
1. Valerie Cagle	2021	28
2. Valerie Cagle	2023	25
3. Valerie Cagle	2022	16
4. Millie Thompson	2022	15
5. Millie Thompson	2023	14
6. Regan Spencer	2024	11
7. Brooke McCubbin	2024	10
8. Millie Thompson	2021	9
Valerie Cagle	2020	9
10. Valerie Cagle	2024	8

INNINGS PITCHED

CAREER

No. Player	Year	Total
1. Valerie Cagle	2020-24	756.1
2. Millie Thompson	2021-24	381.1
3. Regan Spencer	2021-24	250.0
4. Brooke McCubbin	2022-Pres.	178.0
5. Logan Caymol	2020-21	61.0
6. Emma Whitfield	2020-22	29.2
7. Olivia Duncan	2024-Pres.	6.0
8. Rachel Gibson	2022-23	1.0

INDIVIDUAL RECORDS

SEASON	No. Player	Year	Total
1.	Valerie Cagle	2021	216.2
2.	Valerie Cagle	2023	193.0
3.	Valerie Cagle	2022	160.2
4.	Millie Thompson	2022	119.1
5.	Regan Spencer	2024	116.0
6.	Valerie Cagle	2024	96.1
7.	Millie Thompson	2023	92.1
8.	Millie Thompson	2024	91.0
9.	Valerie Cagle	2020	89.2
10.	Millie Thompson	2021	78.2

SINGLE GAME			
No. Player	Date	Opponent	Total
1.	Valerie Cagle	3/19/21 at Louisville	11.0
2.	Valerie Cagle	3/5/24 Tennessee	9.0
	Valerie Cagle	2/18/22 vs. Tennessee	9.0
4.	Valerie Cagle	5/11/23 vs. North Carolina	8.0
	Valerie Cagle	4/14/23 at NC State	8.0
	Valerie Cagle	3/14/22 Liberty	8.0
7.	Valerie Cagle	2/28/24 at Georgia	7.1
8.	Brooke McCubbin	4/7/24 at Syracuse	7.0
	Regan Spencer	3/23/24 at Virginia	7.0
	Millie Thompson	3/16/24 North Carolina	7.0

*Total of 68 performances with 7.0 innings pitched (most recent)

EARNED RUN AVERAGE

CAREER (50 IP)			
No. Player	Year	IP	Total
1.	Regan Spencer	2021-24	250.0
2.	Valerie Cagle	2020-24	756.1
3.	Millie Thompson	2021-24	381.1
4.	Brooke McCubbin	2022-Pres.	178.0
5.	Logan Caymol	2020-21	61.0

SEASON (30 IP)			
No. Player	Year	IP	Total
1.	Regan Spencer	2022	59.0
2.	Valerie Cagle	2021	216.2
3.	Brooke McCubbin	2023	73.1
4.	Regan Spencer	2021	42.2
5.	Valerie Cagle	2023	193.0
6.	Millie Thompson	2022	119.1
7.	Regan Spencer	2023	32.1
8.	Regan Spencer	2024	116.0
9.	Millie Thompson	2023	92.1
10.	Valerie Cagle	2022	160.2

LOWEST OPPONENT BATTING AVERAGE

CAREER (50 IP)			
No. Player	Year	IP	Total
1.	Valerie Cagle	2020-24	756.1
2.	Regan Spencer	2021-24	250.0
3.	Logan Caymol	2020-21	61.0
4.	Brooke McCubbin	2022-Pres.	178.0
5.	Millie Thompson	2021-24	381.1

SEASON (30 IP)			
No. Player	Year	IP	Total
1.	Brooke McCubbin	2023	73.1
2.	Regan Spencer	2021	42.2
3.	Valerie Cagle	2023	193.0
4.	Valerie Cagle	2021	216.2
5.	Regan Spencer	2022	59.0
6.	Millie Thompson	2022	119.1
7.	Logan Caymol	2020	58.0
8.	Valerie Cagle	2022	160.2
9.	Regan Spencer	2024	116.0
10.	Regan Spencer	2023	32.1

STRIKEOUTS

CAREER			
No. Player	Year	Total	
1.	Valerie Cagle	2020-24	819
2.	Millie Thompson	2021-24	327
3.	Regan Spencer	2021-24	139
4.	Brooke McCubbin	2022-Pres.	105
5.	Logan Caymol	2020-21	67
6.	Emma Whitfield	2020-22	26

7.	Olivia Duncan	2024-Pres.	2
8.	Rachel Gibson	2022-23	1

SEASON	No. Player	Year	Total
1.	Valerie Cagle	2021	267
2.	Valerie Cagle	2023	188
3.	Valerie Cagle	2022	176
4.	Millie Thompson	2022	110
5.	Valerie Cagle	2024	101
6.	Valerie Cagle	2020	87
7.	Millie Thompson	2024	75
8.	Millie Thompson	2023	72
9.	Millie Thompson	2021	70
10.	Regan Spencer	2024	67

SINGLE GAME			
No. Player	Date	Opponent	Total
1.	Valerie Cagle	5/13/21 vs Georgia Tech	14
	Valerie Cagle	3/21/21 at Louisville	14
	Valerie Cagle	3/19/21 at Louisville	14
4.	Valerie Cagle	2/18/22 vs. Wisconsin	13
	Valerie Cagle	5/15/21 vs Duke	13
	Valerie Cagle	4/1/21 North Carolina	13
7.	Valerie Cagle	5/11/23 vs. North Carolina	12
	Valerie Cagle	4/1/22 at North Carolina	12
	Valerie Cagle	2/21/20 vs Villanova	12
10.	Valerie Cagle	2/12/23 at FIU	11

*Total of 7 performances with 11 strikeouts (most recent)

COMPLETE GAMES

CAREER			
No. Player	Year	Total	
1.	Valerie Cagle	2020-24	79
2.	Millie Thompson	2021-24.	23
3.	Regan Spencer	2021-24	8
4.	Brooke McCubbin	2022-Pres.	4
	Logan Caymol	2020-21	4
6.	Emma Whitfield	2020-22	1

SEASON	No. Player	Year	Total
1.	Valerie Cagle	2021	26
2.	Valerie Cagle	2023	22
3.	Valerie Cagle	2022	16
4.	Millie Thompson	2022	10
5.	Valerie Cagle	2020	8
6.	Valerie Cagle	2024	7
	Millie Thompson	2023	7
8.	Regan Spencer	2024	4
	Logan Caymol	2020	4
10.	Millie Thompson	2024	3
	Millie Thompson	2021	3

SAVES

CAREER			
No. Player	Year	Total	
1.	Valerie Cagle	2020-24	14
2.	Brooke McCubbin	2022-Pres.	5
3.	Regan Spencer	2021-24	3
4.	Millie Thompson	2021-24	2

SEASON	No. Player	Year	Total
1.	Valerie Cagle	2021	5
2.	Valerie Cagle	2023	3
	Valerie Cagle	2022	3
4.	Valerie Cagle	2024	2
	Brooke McCubbin	2023	2
	Brooke McCubbin	2022	2
7.	Brooke McCubbin	2024	1
	Regan Spencer	2024	1
	Millie Thompson	2024	1
	Regan Spencer	2023	1
	Regan Spencer	2021	1
	Millie Thompson	2021	1
	Valerie Cagle	2020	1

SHUTOUTS (SOLO)

CAREER			
No. Player	Year	Total	
1.	Valerie Cagle	2020-24	28
2.	Millie Thompson	2021-24	10
3.	Regan Spencer	2021-24	4
4.	Brooke McCubbin	2022-Pres.	2
5.	Logan Caymol	2020-21	1

SEASON	No. Player	Year	Total
1.	Valerie Cagle	2021	11
2.	Valerie Cagle	2023	8
3.	Valerie Cagle	2022	7
4.	Millie Thompson	2023	5
	Millie Thompson	2022	5
6.	Valerie Cagle	2024	2
7.	Brooke McCubbin	2024	1
	Regan Spencer	2024	1
	Brooke McCubbin	2023	1
	Regan Spencer	2023	1
	Regan Spencer	2022	1
	Regan Spencer	2021	1
	Logan Caymol	2020	1

SHUTOUTS (SOLO & COMBINED)

CAREER			
No. Player	Year	Total	
1.	Valerie Cagle	2020-24	38 (28/10)
2.	Millie Thompson	2021-24	23 (10/13)
3.	Regan Spencer	2021-24	18 (4/14)
4.	Brooke McCubbin	2022-Pres.	13 (2/11)
5.	Olivia Duncan	2024-Pres.	2 (0/0)
6.	Emma Whitfield	2020-22	1 (0/1)
	Logan Caymol	2020-21	1 (1/0)

SEASON	No. Player	Year	Total
1.	Valerie Cagle	2021	12 (11/1)
2.	Valerie Cagle	2023	11 (8/3)
3.	Valerie Cagle	2022	10 (7/3)
	Millie Thompson	2022	10 (5/5)
5.	Regan Spencer	2024	7 (1/6)
	Millie Thompson	2023	7 (5/2)
7.	Brooke McCubbin	2022	6 (0/6)
8.	Regan Spencer	2022	5 (1/4)
9.	Valerie Cagle	2024	4 (2/2)
	Brooke McCubbin	2024	4 (1/3)
	Millie Thompson	2024	4 (0/4)
	Regan Spencer	2023	4 (1/3)

*Note: 2020 season cut short due to Covid-19



MISCELLANEOUS INDIVIDUAL RECORDS

MULTI-HIT GAMES (SEASON)

Player	Year	2	3	4	5+	Total
Valerie Cagle	2023	21	3	1	0	25
Alex Brown	2023	17	4	0	0	21
McKenzie Clark	2024	16	2	0	0	18
Maddie Moore	2024	14	4	0	0	18
McKenzie Clark	2023	14	3	1	0	18
Valerie Cagle	2021	13	5	0	0	18
McKenzie Clark	2021	12	4	0	0	16
Valerie Cagle	2024	13	1	1	0	15
Valerie Cagle	2022	13	2	0	0	15
McKenzie Clark	2022	10	3	2	0	15
Alia Logoleo	2023	12	2	0	0	14
Reedy Davenport	2023	12	1	0	0	13
Caroline Jacobsen	2023	12	1	0	0	13
Alia Logoleo	2024	7	4	0	0	11
Alia Logoleo	2022	8	3	0	0	11
Ansley Gilstrap	2021	10	0	1	0	11
Maddie Moore	2023	9	1	0	0	10
Marissa Guimbarda	2022	8	2	0	0	10
Marissa Guimbarda	2021	8	2	0	0	10
Cammy Pereira	2021	7	3	0	0	10
Valerie Cagle	2020	7	1	2	0	10

*Note: Only includes players with double-digit multi-hit seasons. Not complete list. Total of 57 multi-hit games by players

MULTI-HIT GAMES (CAREER)

Player	Year	2	3	4	5+	Total
Valerie Cagle	2020-24	67	12	4	0	83
McKenzie Clark	2021-24	52	12	3	0	67
Alia Logoleo	2020-24	35	11	1	0	47
Maddie Moore	2022-XX	24	5	0	0	29
Marissa Guimbarda	2020-22	24	5	0	0	29
Cammy Pereira	2020-22	15	11	0	0	26
Aby Vieira	2022-XX	17	4	0	0	21
Alex Brown	2024-XX	17	4	0	0	21
JoJo Hyatt	2020-24	16	3	0	0	19
Reedy Davenport	2023	12	1	0	0	13
Caroline Jacobsen	2023	12	1	0	0	13
Ansley Gilstrap	2021	10	0	1	0	11
Arielle Oda	2020-24	8	3	0	0	11

*Note: Only includes players with double-digit multi-hit career games. Not complete list. Total of 30 players with multi-hit games

MULTI-RBI GAMES (SEASON)

Player	Year	2	3	4	5+	Total
Valerie Cagle	2023	10	7	0	0	17
Marissa Guimbarda	2021	8	5	1	0	14
Alia Logoleo	2023	7	2	4	0	13
Maddie Moore	2024	7	3	2	0	12
Caroline Jacobsen	2023	7	4	0	1	12
McKenzie Clark	2024	8	1	2	0	11
Maddie Moore	2023	5	3	2	1	11
Marissa Guimbarda	2022	2	8	0	1	11
Valerie Cagle	2021	7	0	3	1	11
Valerie Cagle	2024	5	2	2	1	10
Valerie Cagle	2022	5	2	2	1	10

*Note: Only includes players with double-digit multi-RBI seasons. Not complete list. Total of 60 multi-RBI games by players

MULTI-RBI GAMES (CAREER)

Player	Year	2	3	4	5+	Total
Valerie Cagle	2020-24	32	13	7	5	57
Alia Logoleo	2020-24	22	9	6	3	40
McKenzie Clark	2021-24	30	6	3	0	39
Marissa Guimbarda	2020-22	13	16	2	2	33
Maddie Moore	2022-XX	13	6	4	1	24
Caroline Jacobsen	2023	7	4	0	1	12
Cammy Pereira	2020-22	9	3	0	0	12
Aby Vieira	2022-XX	8	2	1	0	11
JoJo Hyatt	2020-24	8	1	0	1	10

*Note: Only includes players with double-digit multi-RBI seasons. Not complete list. Total of 28 players with multi-RBI games

HITTING STREAKS

Rk	Player	HS	Avg	AB	R	H	RBI	Streak Start	Streak End
1.	Valerie Cagle	23	.515	68	23	35	22	3-27-2021	to 5-15-2021
2.	Valerie Cagle	14	.525	40	10	21	7	2-25-2023	to 3-18-2023
3.	McKenzie Clark	13	.421	38	16	16	10	3-24-2024	to 4-16-2024
	Valerie Cagle	13	.500	38	10	19	7	5-19-2023	to 2-17-2024
5.	Valerie Cagle	10	.500	30	10	15	12	4-11-2023	to 4-29-2023
	Valerie Cagle	10	.538	26	10	14	15	3-24-2023	to 4-7-2023
	Valerie Cagle	10	.548	31	8	17	10	5-21-2022	to 2-17-2023
	Cammy Pereira	10	.313	32	10	10	7	4-1-2022	to 4-15-2022
	McKenzie Clark	10	.441	34	14	15	13	4-3-2021	to 4-25-2021

*Based on games, not plate appearances; Minimum 10 or more games

REACHED BASE STREAKS

Rk	Player	RB	Streak Started vs.	Streak Ended By	Streak Start	Streak End
1.	Valerie Cagle	25	Duke	at Alabama	3-27-2021	to 5-22-2021
2.	Maddie Moore	22	Boston College	CURRENT	3-28-2024	to CURRENT
3.	Valerie Cagle	21	Mercer	vs. Southeastern Louisiana	3-8-2024	to 5-17-2024
	Marissa Guimbarda	21	vs. St. John's	Pitt	2-9-2020	to 3-7-2020
5.	McKenzie Clark	20	at Duke	at Florida State	3-18-2022	to 4-21-2022
6.	Valerie Cagle	18	UNCG	Ole Miss	5-19-2023	to 2-25-2024
7.	McKenzie Clark	17	North Carolina	Winthrop	3-16-2024	to 4-16-2024
	Maddie Moore	17	Mercer	Florida State ¹	3-8-2023	to 4-6-2023
	Marissa Guimbarda	17	Boston College	at Alabama	4-16-2021	to 5-22-2021
	McKenzie Clark	17	North Carolina	vs. Virginia Tech	4-3-2021	to 5-14-2021
11.	Valerie Cagle	16	Auburn	vs. UIC	5-22-2022	to 2-24-2023
	Grace Mattimore	16	vs. Troy	Virginia Tech	2-21-2020	to 2-18-2021
13.	Caroline Jacobsen	15	Florida State ²	vs. Duke	4-6-2023	to 5-12-2023
	McKenzie Clark	15	at Oklahoma State	vs. Tennessee	5-27-2022	to 2-25-2023
15.	Valerie Cagle	14	vs. Michigan State	Virginia ¹	2-25-2023	to 3-18-2023
	Cammy Pereira	14	Notre Dame	at Oklahoma State	4-16-2022	to 5-26-2022
17.	Valerie Cagle	13	at South Carolina	vs. Duke	4-11-2023	to 5-12-2023
	Alia Logoleo	13	Louisville	Notre Dame	3-25-2022	to 4-14-2022
	Alia Logoleo	13	vs. Troy	Presbyterian	2-21-2020	to 3-10-2020
20.	McKenzie Clark	12	vs. Liberty	NC State ¹	2-10-2024	to 3-2-2024
	Valerie Cagle	12	Virginia ²	Florida State	3-18-2023	to 4-7-2023
	Ally Miklesh	12	Virginia ¹	Florida State ²	3-18-2023	to 4-6-2023
	MK Bonamy	12	vs. Troy	Pitt	2-21-2020	to 3-8-2020
24.	Cammy Pereira	11	South Carolina	Notre Dame	3-30-2023	to 4-15-2023
	Kyah Keller	11	North Carolina ²	NC State ¹	4-2-2021	to 4-25-2021
	Ansley Gilstrap	11	Virginia Tech	at Virginia ²	2-18-2021	to 3-6-2021
27.	Lindsey Garcia	10	vs. Mississippi State	North Carolina	2-17-2024	to 3-16-2024
	JoJo Hyatt	10	at NC State	vs. Duke	4-16-2023	to 5-12-2023
	McKenzie Clark	10	Florida State ²	at Liberty	4-6-2023	to 4-26-2023
	Marissa Guimbarda	10	at Florida State	Louisiana	4-23-2022	to 5-22-2022
	Valerie Cagle	10	vs. Northwestern	Virginia Tech	2-19-2022	to 3-5-2022

*Based on games, not plate appearances; Includes all double-digit RB streaks

RUNS SCORED STREAKS

Rk	Player	RS	Streak Started vs.	Streak Ended By	Streak Start	Streak End
1.	Alex Brown	8	Minnesota ²	South Carolina	3-7-2024	to 3-20-2024
	McKenzie Clark	8	vs. Kansas City	at USF	2-11-2023	to 2-23-2023
	Ansley Gilstrap	8	North Carolina ¹	Boston College	4-2-2021	to 4-18-2021
4.	Valerie Cagle	7	Virginia	at Boston College	3-19-2023	to 4-2-2023
	Valerie Cagle	7	at Furman	vs. UIC	2-14-2023	to 2-24-23
	Valerie Cagle	7	vs. Oakland	Charlotte ¹	2-22-2020	to 3-4-2020
7.	Ally Miklesh	6	at South Carolina	Pitt	4-11-2023	to 4-22-2023
	Valerie Cagle	6	Boston College ¹	NC State ¹	4-17-2021	to 4-25-2021
	Cammy Pereira	6	Charlotte ²	at North Florida	3-4-2020	to 2-12-2021
10.	Alex Brown	5	at Syracuse	Duke	4-6-2024	to 4-13-2024

*Based on consecutive team games; If player missed a game due to injury, illness, not in lineup, etc., streak restarts

**Total of 14 performances with 5-game scoring streak (most recent)

STOLEN BASE STREAKS

Rk	Player	SB	Streak Started vs.	Streak Ended By	Streak Start	Streak End
1.	Sam Russ	29	at FGCU	Graduation	2-10-2022	to N/A
2.	Carlee Shannon	21	Virginia	vs. Kent State (CS)	2-18-2020	to 2-11-2022
3.	Ally Miklesh	18	Northwestern	Auburn ¹ (CS)	2-18-2023	to 5-21-2023
4.	Arielle Oda	17	Elon ²	Virginia (CS)	2-27-2021	to 3-19-2023
5.	Alia Logoleo	16	vs. Georgia State	Graduation	2-10-2023	to N/A
	McKenzie Clark	16	vs. Illinois State	North Carolina ¹ (CS)	2-12-2021	to 4-2-2021
7.	Julia Bomhardt	13	vs. UIC	at South Carolina (CS)	2-24-2023	to 4-11-2023
8.	Kylee Johnson	11	vs. UC San Diego	at South Carolina (CS)	2-14-2024	to 4-9-2024
	Julia Bomhardt	11	Auburn	vs. Virginia (CS)	5-20-2023	to 5-9-2023
10.	McKenzie Clark	10	Charlotte	Graduation	3-15-2023	to N/A
	Maddie Moore	10	at FGCU	at FIU	2-10-2022	to 2-9-2023
	Ansley Gilstrap	10	at Georgia Tech	at Louisville ¹ (CS)	2-20-2021	to 3-20-2021

*Based on consecutive attempts; CS - Caught Stealing

MISCELLANEOUS INDIVIDUAL RECORDS

STRIKEOUT THE SIDE

Date	Opponent	Inning	Pitcher
2/7/20	vs. St. John's	2	Caymol*
2/12/20	Western Carolina	3	Caymol*
2/16/20	Michigan State	1	Cagle
		5	Caymol
2/18/20	UNCG	5	Cagle
2/21/20	Villanova	2	Cagle
		5	Cagle*
2/21/20	Troy	3	Cagle
2/23/20	Morgan State	2	Cagle
3/10/20	Presbyterian	3	Cagle*
2/18/21	Virginia Tech	7	Cagle
2/27/21	Elon	3	Cagle
3/7/21	at Virginia	3	Cagle
3/13/21	Furman	5	Whitfield
3/21/21	at Louisville	5	Cagle*
		6	Cagle
4/1/21	North Carolina	3	Cagle
		5	Cagle
4/2/21	North Carolina	2	Thompson*
4/3/21	North Carolina	2	Cagle*
4/13/21	Winthrop	3	Cagle
4/17/21	Boston College	7	Cagle
4/21/21	at South Carolina	2	Cagle*
4/23/21	NC State	2	Cagle
5/13/21	vs. Georgia Tech	2	Cagle
		5	Cagle
5/15/21	vs. Duke	3	Cagle
5/21/21	vs. Troy	2	Cagle
		4	Cagle
2/17/22	Texas Tech	2	Cagle
2/18/22	Tennessee	1	Cagle
2/19/22	Wisconsin	2	Thompson*
3/1/22	Gardner-Webb	1	Cagle
		5	Thompson
3/13/22	Illinois	2	Thompson*
3/14/22	Liberty	2	Cagle
3/15/22	Winthrop	3	McCubbin
3/19/22	Duke	3	Thompson*
3/25/22	Louisville	1	Thompson*
3/26/22	Louisville	1	Cagle
3/27/22	Louisville	4	Spencer*
		6	Cagle*
4/1/22	North Carolina	4	Cagle*
4/8/22	Pittsburgh	2	Cagle*
		3	Cagle*
4/30/22	Georgia Tech	7	Cagle
2/12/23	FIU	1	Cagle*
2/25/23	Michigan State	6	McCubbin
3/4/23	Syracuse	2	Cagle
3/15/23	Charlotte	2	Cagle
3/24/23	Georgia Tech	2	Cagle^
3/31/23	Boston College	1	Thompson
5/11/23	North Carolina	3	Cagle*
5/19/23	UNCG	1	Thompson
2/8/24	Missouri State	4	Cagle
2/9/24	Indiana	6	Cagle
2/11/23	Missouri	1	McCubbin ²
			Thompson ¹
2/14/24	Wichita State	1	Cagle
2/14/24	UC San Diego	4	McCubbin
2/28/24	Georgia	2	Cagle*
		3	Cagle
3/7/24	Minnesota ¹	7	Cagle
3/8/24	Mercer	1	Thompson
4/16/24	Winthrop	4	McCubbin
5/18/24	USC Upstate	3	Spencer

*Denotes 3 Up, 3 Down Inning

^Immaculate Inning

NO-HITTERS

No. Player	Opponent	Score	Date
1. Logan Caymol	Western Carolina	8-0 ⁽⁵⁾	2/12/20
2. Valerie Cagle	Winthrop	9-0 ⁽⁵⁾	4/13/21
3. Valerie Cagle	Boston College	6-0 ⁽⁷⁾	4/18/21
4. Regan Spencer & Millie Thompson	Kent State	8-0 ⁽⁵⁾	2/11/22
5. Millie Thompson	Furman	8-0 ⁽⁵⁾	4/6/22
6. Millie Thompson	UNCW	9-0 ⁽⁵⁾	5/20/22
7. Valerie Cagle*	Mercer	18-0 ⁽⁵⁾	3/8/23

*Denotes Perfect Game

YEARLY STAT LEADERS

OFFENSE

BATTING AVERAGE

Year	Player	BA
2020	Hannah Goodwin	.385
2021	Valerie Cagle	.404
2022	McKenzie Clark	.328
2023	Valerie Cagle	*.469
2024	Maddie Moore	.368

AT-BATS

Year	Player	AB
2020	Cammy Pereira	94
2021	McKenzie Clark	169
2022	Valerie Cagle	185
2023	McKenzie Clark	179
2024	Alex Brown	186

HITS

Year	Player	H
2020	Valerie Cagle	35
2021	Valerie Cagle	63
2022	McKenzie Clark	59
2023	Valerie Cagle	*83
2024	Alex Brown	61
	McKenzie Clark	61

DOUBLES

Year	Player	2B
2020	Grace Mattimore	*10
2021	Valerie Cagle	12
2022	McKenzie Clark	13
2023	Valerie Cagle	15
	Caroline Jacobsen	15
2024	Julia Knowler	10

TRIPLES

Year	Player	3B
2020	Alia Logoleo	2
2021	McKenzie Clark	*6
2022	Sam Russ	5
2023	Valerie Cagle	1
	McKenzie Clark	1
	JoJo Hyatt	1
	Ally Miklesh	1
	Arielle Oda	1
2024	Alex Brown	4
	McKenzie Clark	4

HOME RUNS

Year	Player	HR
2020	Marissa Guimbarda	*11
2021	Valerie Cagle	*17
2022	Alia Logoleo	15
2023	Valerie Cagle	19
2024	McKenzie Clark	10
	Maddie Moore	10

RUNS BATTED IN

Year	Player	RBI
2020	Valerie Cagle	*36
2021	Valerie Cagle	*45
2022	Alia Logoleo	46
2023	Valerie Cagle	*57
2024	Valerie Cagle	42

SLUGGING PERCENTAGE

Year	Player	Slg %
2020	Marissa Guimbarda	*.868
2021	Valerie Cagle	*.821
2022	McKenzie Clark	.622
2023	Valerie Cagle	*.887
2024	McKenzie Clark	.641

ON-BASE PERCENTAGE

Year	Player	OB %
2020	Grace Mattimore	.494
2021	Valerie Cagle	.492
2022	Valerie Cagle	.418
2023	Valerie Cagle	*.565
2024	McKenzie Clark	.477
	Maddie Moore	.477

RUNS

Year	Player	R
2020	Valerie Cagle	26
2021	McKenzie Clark	*47
2022	McKenzie Clark	42

2023	McKenzie Clark	56
2024	McKenzie Clark	53

STOLEN BASES

Year	Player	SB
2020	Carlee Shannon	9
2021	McKenzie Clark	23
2022	Sam Russ	*29
2023	Julia Bomhardt	20
2024	Maddie Moore	15

WALKS

Year	Player	BB
2020	Grace Mattimore	22
2021	Valerie Cagle	27
2022	Marissa Guimbarda	27
2023	Valerie Cagle	36
2024	McKenzie Clark	29
	Maddie Moore	29

HIT BY PITCH

Year	Player	HBP
2020	Marissa Guimbarda	5
	Bailey Taylor	5
2021	Ansley Gilstrap	15
2022	Cammy Pereira	8
2023	Ally Miklesh	7
2024	McKenzie Clark	12

TOTAL BASES

Year	Player	TB
2020	Valerie Cagle	*70
2021	Valerie Cagle	*128
2022	McKenzie Clark	112
2023	Valerie Cagle	*157
2024	McKenzie Clark	107

DEFENSE

FIELDING PERCENTAGE (100 CHANCES)

Year	Player	F%
2020	JoJo Hyatt	1.000
2021	Kyah Keller	.996
2022	JoJo Hyatt	.989
2023	Aby Vieira	.995
2024	Aby Vieira	.988

PUTOUTS

Year	Player	PO
2020	MK Bonamy	167
	JoJo Hyatt	167
2021	JoJo Hyatt	365
2022	Aby Vieira	177
2023	Madison May	238
2024	Aby Vieira	224

ASSISTS

Year	Player	A
2020	Bailey Taylor	41
2021	Ansley Gilstrap	106
2022	Alia Logoleo	124
2023	Alia Logoleo	158
2024	Maddie Moore	109

DOUBLE PLAYS

Year	Player	Starts
2020	MK Bonamy	5
2021	Ansley Gilstrap	9
2022	Alia Logoleo	10
2023	Alia Logoleo	21
2024	Valerie Cagle	7
	Maddie Moore	7

PITCHING

APPEARANCES

Year	Player	APP
2020	Valerie Cagle	19
2021	Valerie Cagle	40
2022	Valerie Cagle	32
2023	Valerie Cagle	38
2024	Regan Spencer	30

STARTS

Year	Player	APP
2020	Valerie Cagle	13
2021	Valerie Cagle	32
2022	Valerie Cagle	26
2023	Valerie Cagle	30
2024	Regan Spencer	17

VICTORIES

Year	Player	APP
2020	Valerie Cagle	9
2021	Valerie Cagle	28
2022	Valerie Cagle	16
2023	Valerie Cagle	25
2024	Regan Spencer	11

INNINGS PITCHED

Year	Player	IP
2020	Valerie Cagle	89.2
2021	Valerie Cagle	216.2
2022	Valerie Cagle	160.2
2023	Valerie Cagle	193.0
2024	Regan Spencer	116.0

ERA

Year	Player	ERA
2020	Valerie Cagle	2.19
2021	Valerie Cagle	*1.16
2022	Regan Spencer	1.07
2023	Brooke McCubbin	1.34
2024	Regan Spencer	1.81

OPPONENT BATTING AVERAGE

Year	Player	ERA
2020	Logan Caymol	.214
2021	Regan Spencer	.166
2022	Regan Spencer	.209
2023	Brooke McCubbin	.162
2024	Regan Spencer	.220

STRIKEOUTS

Year	Player	SO
2020	Valerie Cagle	87
2021	Valerie Cagle	267
2022	Valerie Cagle	176
2023	Valerie Cagle	188
2024	Valerie Cagle	101

SAVES

Year	Player	SV
2020	Valerie Cagle	1
2021	Valerie Cagle	*5
2022	Valerie Cagle	3
2023	Valerie Cagle	3
2024	Valerie Cagle	2

SHUTOUTS

Year	Player	SHO
2020	Logan Caymol	1/0
	Valerie Cagle	0/1
	Emma Whitfield	0/1
2021	Valerie Cagle	11/1
2022	Valerie Cagle	*7/3
	Millie Thompson	5/5
2023	Valerie Cagle	*8/3
2024	Regan Spencer	1/6

* - led the ACC; ^ - led the nation;
Note: Clemson single-season records in **bold**.
Note: 2020 season cut short due to Covid-19

CLASS RECORDS

SENIOR/GRADUATE RECORDS

BATTING AVERAGE (100 AB)

No.	Player	Year	Avg.
1.	McKenzie Clark	2024	.365
2.	Valerie Cagle*	2024	.338
3.	Alia Logoleo*	2024	.319
4.	Caroline Jacobsen	2023	.309
5.	Ally Miklesh	2023	.306

HOME RUNS

No.	Player	Year	Total
1.	Caroline Jacobsen	2023	12
2.	Marissa Guimbarda*	2022	11
3.	McKenzie Clark	2024	10 [^]
4.	Valerie Cagle*	2024	7
	Alia Logoleo*	2024	7

RUNS BATTED IN

No.	Player	Year	Total
1.	Valerie Cagle*	2024	42 [^]
2.	McKenzie Clark	2024	41
3.	Marissa Guimbarda*	2022	39
4.	Alia Logoleo*	2024	38
5.	Cammy Pereira*	2022	27

SLUGGING PERCENTAGE (100 AB)

No.	Player	Year	Total
1.	McKenzie Clark	2024	.641
2.	Caroline Jacobsen	2023	.596
3.	Valerie Cagle*	2024	.568
4.	Marissa Guimbarda*	2022	.530
5.	Alia Logoleo*	2024	.503

EARNED RUN AVERAGE (30 IP)

No.	Player	Year	ERA
1.	Regan Spencer	2024	1.81
2.	Millie Thompson	2024	2.08
3.	Valerie Cagle*	2024	2.54
4.			
5.			

VICTORIES

No.	Player	Year	Total
1.	Regan Spencer	2024	11
2.	Valerie Cagle*	2024	8
3.	Millie Thompson	2024	6
4.			
5.			

INNINGS PITCHED

No.	Player	Year	Total
1.	Regan Spencer	2024	116.0
2.	Valerie Cagle*	2024	96.1
3.	Millie Thompson	2024	91.0
4.			
5.			

STRIKEOUTS

No.	Player	Year	Total
1.	Valerie Cagle*	2024	101
2.	Millie Thompson	2024	75
3.	Regan Spencer	2024	67
4.			
5.			

JUNIOR RECORDS

BATTING AVERAGE (100 AB)

No.	Player	Year	Avg.
1.	Valerie Cagle*	2023	.469 [^]
2.	Maddie Moore	2024	.368 [^]
3.	McKenzie Clark	2023	.335
4.	JoJo Hyatt*	2023	.330
5.	Alex Brown	2024	.328

HOME RUNS

No.	Player	Year	Total
1.	Valerie Cagle*	2023	19 [^]
2.	Marissa Guimbarda*	2021	13
	McKenzie Clark	2023	13
4.	Maddie Moore	2024	10 [^]
	Alia Logoleo*	2023	10

RUNS BATTED IN

No.	Player	Year	Total
1.	Valerie Cagle*	2023	57 [^]
2.	Alia Logoleo*	2023	51
3.	Marissa Guimbarda*	2021	42
4.	Maddie Moore	2024	39
5.	McKenzie Clark	2023	38

SLUGGING PERCENTAGE (100 AB)

No.	Player	Year	Total
1.	Valerie Cagle*	2023	.887 [^]
2.	Marissa Guimbarda*	2021	.669
3.	Maddie Moore	2024	.639
4.	McKenzie Clark	2023	.626
5.	Alia Logoleo*	2023	.521

EARNED RUN AVERAGE (30 IP)

No.	Player	Year	ERA
1.	Valerie Cagle*	2023	1.56
2.	Regan Spencer	2023	1.73
3.	Millie Thompson	2023	1.82
4.	Brooke McCubbin	2024	2.83
5.			

VICTORIES

No.	Player	Year	Total
1.	Valerie Cagle*	2023	25 [^]
2.	Millie Thompson	2023	14
3.	Brooke McCubbin	2024	10
4.	Regan Spencer	2023	5
5.			

INNINGS PITCHED

No.	Player	Year	Total
1.	Valerie Cagle*	2023	193 [^]
2.	Millie Thompson	2023	92.1
3.	Brooke McCubbin	2024	59.1
4.	Regan Spencer	2023	32.1
5.			

STRIKEOUTS

No.	Player	Year	Total
1.	Valerie Cagle*	2023	188 [^]
2.	Millie Thompson	2023	72
3.	Brooke McCubbin	2024	42
4.	Regan Spencer	2023	18
5.			

SOPHOMORE RECORDS

BATTING AVERAGE (100 AB)

No.	Player	Year	Avg.
1.	McKenzie Clark	2022	.328 [^]
2.	Valerie Cagle*	2022	.308
3.	Aby Vieira	2023	.304
4.	Alia Logoleo*	2022	.287
5.	Maddie Moore	2023	.264

HOME RUNS

No.	Player	Year	Total
1.	Alia Logoleo*	2022	15 [^]
2.	Valerie Cagle*	2022	13
3.	McKenzie Clark	2022	12
4.	Maddie Moore	2023	11
5.	Aby Vieira	2023	3

RUNS BATTED IN

No.	Player	Year	Total
1.	Alia Logoleo*	2022	46 [^]
2.	Valerie Cagle*	2022	44
3.	Maddie Moore	2023	40
4.	McKenzie Clark	2022	34
5.	Aby Vieira	2023	19

SLUGGING PERCENTAGE (100 AB)

No.	Player	Year	Total
1.	McKenzie Clark	2022	.622 [^]
2.	Alia Logoleo*	2022	.585
3.	Valerie Cagle*	2022	.584
4.	Maddie Moore	2023	.506
5.	Aby Vieira	2023	.457

EARNED RUN AVERAGE (30 IP)

No.	Player	Year	ERA
1.	Regan Spencer	2022	1.07 [^]
2.	Brooke McCubbin	2023	1.34 [^]
3.	Millie Thompson	2022	1.58
4.	Valerie Cagle*	2022	1.92
5.			

VICTORIES

No.	Player	Year	Total
1.	Valerie Cagle*	2022	16 [^]
2.	Millie Thompson	2022	15
3.	Regan Spencer	2022	6
4.	Brooke McCubbin	2023	5
5.			

INNINGS PITCHED

No.	Player	Year	Total
1.	Valerie Cagle*	2022	160.2 [^]
2.	Millie Thompson	2022	119.1
3.	Brooke McCubbin	2023	73.1
4.	Regan Spencer	2022	59
5.			

STRIKEOUTS

No.	Player	Year	Total
1.	Valerie Cagle*	2022	176 [^]
2.	Millie Thompson	2022	110
3.	Brooke McCubbin	2023	39
4.	Regan Spencer	2022	34
5.			

FRESHMAN RECORDS

BATTING AVERAGE (100 AB)

No.	Player	Year	Avg.
1.	Valerie Cagle*	2021	.404 [^]
2.	McKenzie Clark	2021	.355
3.	Aby Vieira	2022	.294
4.	Julia Knowler	2024	.273
5.	Alia Logoleo*	2021	.265

HOME RUNS

No.	Player	Year	Total
1.	Valerie Cagle*	2021	17 [^]
2.	McKenzie Clark	2021	9
3.	Alia Logoleo*	2021	8
4.	Julia Knowler	2024	5
	Aby Vieira	2022	5

RUNS BATTED IN

No.	Player	Year	Total
1.	Valerie Cagle*	2021	45 [^]
2.	Alia Logoleo*	2021	32
3.	McKenzie Clark	2021	29
4.	Julia Knowler	2024	28
5.	Kyah Keller*	2021	17
	Abi Stuart*	2021	17
	Aby Vieira	2022	17

SLUGGING PERCENTAGE (100 AB)

No.	Player	Year	Total
1.	Valerie Cagle*	2021	.821 [^]
2.	McKenzie Clark	2021	.639
3.	Alia Logoleo*	2021	.559
4.	Julia Knowler	2024	.500
5.	Aby Vieira	2022	.459

EARNED RUN AVERAGE (30 IP)

No.	Player	Year	ERA
1.	Valerie Cagle*	2021	1.16 [^]
2.	Regan Spencer	2021	1.48
3.	Millie Thompson	2021	2.05
4.	Brooke McCubbin	2022	2.32
5.			

VICTORIES

No.	Player	Year	Total
1.	Valerie Cagle*	2021	28 [^]
2.	Millie Thompson	2021	9
3.	Regan Spencer	2021	6
4.	Brooke McCubbin	2022	5
5.	Emma Whitfield	2021	1

INNINGS PITCHED

No.	Player	Year	Total
1.	Valerie Cagle*	2021	216.2 [^]
2.	Millie Thompson	2021	78.2
3.	Brooke McCubbin	2022	45.1
4.	Regan Spencer	2021	42.2
5.	Olivia Duncan	2024	6.0

STRIKEOUTS

No.	Player	Year	Total
1.	Valerie Cagle*	2021	267 [^]
2.	Millie Thompson	2021	70
3.	Brooke McCubbin	2022	24
4.	Regan Spencer	2021	20
5.	Emma Whitfield	2021	8

Note for class records, 2020 season not counted due to shortened COVID-19 season
 Must meet minimum season requirements
 *Redshirt; [^]Led the team that year



YEARLY BATTING & FIELDING STATS

Year	W-L	G	AB	R	H	2B	3B	HR	TB	RBI	SH	SF	HP	SB	BB	SO	BA	Slg%	OB%	PO	A	E	Fld %
2020*	19-8	27	715	173	224	45	5	32	375	164	3	7	22	28	85	135	.313	.524	.399	513	185	33	.955
2021	44-8	52	1353	280	396	60	11	66	676	262	10	10	46	87	144	222	.293	.500	.377	1039	412	46	.969
2022	42-17	59	1494	282	405	67	11	68	698	260	8	9	45	79	181	312	.271	.467	.365	1156	507	58	.966
2023	49-12	61	1560	371	488	87	5	79	822	350	18	15	38	102	227	262	.313	.527	.409	1176	516	34	.980
2024	35-19	54	1493	319	443	68	15	55	706	290	18	25	45	63	192	228	.297	.473	.388	1106	449	64	.960
TOTALS	189-64	253	6715	1345	1956	327	47	300	3277	1326	57	66	196	359	829	1159				4990	2069	235	.968

Note: 2020 season cut short due to Covid-19

Note: **Bolded** figure denotes Clemson single-season high.

YEARLY PITCHING STATS

Year	W-L	ERA	G	CG	SHO	SV	IP	H	R	ER	BB	2B	3B	HR	AB	B/Avg.	WP	HBP	SFA	SHA
2020*	19-8	2.74	27	13	2/1	1	171.0	154	94	67	54	19	2	12	655	.232	14	17	2	11
2021	44-8	1.50	52	31	14/2	7	216.2	252	96	74	97	31	2	18	1272	.198	24	25	4	12
2022	42-17	1.78	59	27	20/7	5	385.1	319	138	98	92	39	2	28	1458	.219	45	24	6	17
2023	49-12	1.59	61	32	19/4	6	392.0	283	113	89	79	33	0	23	1415	.200	24	19	8	18
2024	35-19	2.32	54	16	11/7	5	368.2	356	163	122	77	37	3	16	1453	.245	23	22	10	22
TOTALS	189-64		253	119	66/21	24	1533.2	1364	604	450	399	159	9	87	6253		130	107	30	80

Note: 2020 season cut short due to Covid-19

Note: **Bolded** figure denotes Clemson single-season high (single-season best for ratios).

TEAM RECORDS

OFFENSE

GAMES PLAYED

SEASON	No.	Year	Total
1.	2023		61
2.	2022		59
3.	2024		54
4.	2021		52
5.	2020		27

BATTING AVERAGE

SEASON	No.	Year	Total
1.	2023		.313
	2020		.313
3.	2024		.297
4.	2021		.293
5.	2022		.271

AT-BATS

SEASON	No.	Year	Total
1.	2023		1560
2.	2022		1494
3.	2024		1493
4.	2021		1353
5.	2020		715

SINGLE GAME

No.	Opponent	Date	Total
1.	South Carolina	3/20/24	43
2.	at Louisville	3/19/21	41
3.	vs. St. John's	2/9/20	38
4.	vs. Georgia State	2/10/23	37
5.	vs. Stetson	2/22/20	36
6.	at NC State	4/14/23	35
	at Maryland	2/15/20	35
8.	NC State	3/3/24	34
	at Furman	2/14/23	34
	at Charlotte	2/23/22	34
	Boston College	4/17/21	34

INNING

No.	Opponent	Date	Inning	Total
1.	Maryland	2/15/20	2	19
2.	vs. St. John's	2/9/21	7	15
3.	South Carolina	3/28/23	4	13
	Virginia	3/1/20	3	13
5.	at Notre Dame	4/20/24	7	12
	at Georgia Tech	3/26/23	5	12
	Jacksonville	3/11/23	1	12
	at North Carolina	4/3/22	2	12
	at Syracuse	5/9/21	2	12
10.	at Syracuse	4/6/24	2	11

*Total of 12 innings with 11 at-bats

HITS

SEASON	No.	Year	Total
1.	2023		488
2.	2024		443
3.	2022		405
4.	2021		396
5.	2020		224

SINGLE GAME

No.	Opponent	Date	Total
1.	vs. Georgia State	2/10/23	19
2.	at Maryland	2/15/20	18
3.	Mercer	3/8/23	17
	at Syracuse	5/9/21	17
5.	NC State	3/3/24	15
	Northwestern	2/17/23	15
7.	Boston College	3/20/24	14
	UNCG	5/19/23	14
	at Ohio State	2/19/23	14
	Virginia	3/1/20	14
	vs. St. John's	2/9/20	14

INNING

No.	Opponent	Date	Inning	Total
1.	Maryland	2/15/20	2	11
2.	at Notre Dame	4/20/24	7	7
	Mercer	3/8/23	2	7
	vs. St. John's	2/9/20	7	7
5.	Boston College	3/30/24	4	6
	North Carolina	3/17/24	1	6
	vs. Missouri State	2/8/24	1	6
	UNCG	5/19/23	1	6
	Jacksonville	3/11/23	1	6
	Louisiana	5/22/22	4	6

*Total of 11 innings with 6 hits

DOUBLES

SEASON	No.	Year	Total
1.	2023		87
2.	2024		68
3.	2022		67
4.	2021		60
5.	2020		45

SINGLE GAME

No.	Opponent	Date	Total
1.	Northwestern	2/17/23	6
	at Charlotte	2/23/22	6
3.	at Georgia Tech	3/26/23	5
4.	Furman	4/5/23	4
	vs. Georgia State	2/11/23	4
	at FIU	2/9/23	4
	East Tennessee State	4/27/22	4
	Mercer	3/9/22	4
	at Syracuse	5/9/21	4
	Furman	3/12/21	4

*Total of 11 performances with 4 doubles

INNING

No.	Opponent	Date	Inning	Total
1.	at Georgia Tech	3/26/23	5	4
2.	Jacksonville	3/11/23	1	3
	Northwestern	2/17/23	4	3
	Mercer	3/9/22	2	3
	at Charlotte	2/23/22	4	3
	at Syracuse	5/9/21	5	3
	Virginia	2/28/20	4	3
8.	vs. USC Upstate	5/18/24	6	2
	vs. USC Upstate	5/18/24	5	2
	at Notre Dame	4/19/24	5	2

*Total of 36 innings with 2 doubles

TRIPLES

SEASON	No.	Year	Total
1.	2024		15
2.	2022		11
	2021		11
4.	2023		5
	2020		5

SINGLE GAME

No.	Opponent	Date	Total
1.	Mercer	3/8/24	2
	Texas Tech	2/17/22	2
	at Virginia	3/7/21	2
4.	Several Times (40 total)		1

INNING

No.	Opponent	Date	Inning	Total
1.	Southeastern Louisiana	5/18/24	3	1
	at South Carolina	4/9/24	7	1
	Boston College	3/28/24	2	1
	at Virginia	3/23/24	4	1
	North Carolina	3/16/24	6	1
	Gardner-Webb	3/13/24	3	1
	Longwood	3/9/24	2	1
	Mercer	3/8/24	2	1
	Mercer	3/8/24	1	1
	Minnesota ²	3/7/24	5	1

*Total of 44 innings with 1 triple

HOME RUNS

SEASON	No.	Year	Total
1.	2023		79
2.	2022		68
3.	2021		66
4.	2024		54
5.	2020		32

SINGLE GAME

No.	Opponent	Date	Total
1.	NC State	3/3/24	4
	vs. Missouri State	2/8/24	4
	UNCG	5/29/23	4
	at Georgia Tech	3/25/23	4
	Ohio State	2/19/23	4
	vs. Georgia State	2/10/23	4
	at FIU	2/9/23	4
	at North Carolina	4/3/22	4
	Louisville	3/26/22	4
	vs. Troy	5/21/21	4

*Total of 12 performances with 4 home runs

INNING

No.	Opponent	Date	Inning	Total
1.	UNCG	5/19/23	1	3
	Ohio State	2/19/23	1	3
	at North Carolina	4/3/22	1	3
4.	at Notre Dame	4/19/24	10	2
	at Virginia	3/22/23	2	2
	North Carolina	3/17/24	1	2
	vs. Missouri State	2/8/24	1	2
	at Virginia Tech	4/30/23	6	2
	at Boston College ¹	3/31/23	6	2
	at Georgia Tech	3/25/23	3	2

*Total of 33 innings with 2 home runs

RUNS BATTED IN

SEASON	No.	Year	Total
1.	2023		350
2.	2024		290
3.	2021		262
4.	2022		260
5.	2020		164

SINGLE GAME

No.	Opponent	Date	Total
1.	at Maryland	2/15/20	20
2.	vs. St. John's	2/9/20	19
3.	UNCG	5/19/23	17
	Mercer	3/8/23	17
	at Syracuse	5/9/21	17
6.	NC State	3/3/24	13
	at Georgia Tech	3/26/23	13
	Northwestern	2/17/23	13
9.	Fordham	3/10/24	12
	vs. Missouri State	2/8/24	12

*Total of 4 performances with 12 RBIs

INNING

No.	Opponent	Date	Inning	Total
1.	Maryland	2/15/20	2	13
2.	vs. St. John's	2/9/20	7	12
3.	at Georgia Tech	3/26/23	5	8
	Jacksonville	3/11/23	1	8
5.	UNCG	5/19/23	1	7
	Charlotte	3/15/23	5	7
	Louisiana	5/22/22	4	7
	at Duke	3/19/22	4	7
	vs. Long Island	2/12/22	6	7
	at Syracuse	5/9/21	2	7

*Total of 8 innings with 7 RBIs

SLUGGING PERCENTAGE

SEASON	No.	Year	Total
1.	2023		.527
2.	2020		.524
3.	2021		.500
4.	2024		.473
5.	2022		.467

ON-BASE PERCENTAGE

SEASON	No.	Year	Total
1.	2023		.409
2.	2020		.399
3.	2024		.388
4.	2021		.377
5.	2022		.365

RUNS SCORED

SEASON	No.	Year	Total
1.	2023		371
2.	2024		319
3.	2022		282
4.	2021		280
5.	2020		173

SINGLE GAME

No.	Opponent	Date	Total
1.	at Maryland	2/15/20	21
2.	at Syracuse	5/9/21	19
	vs. St. John's	2/9/20	19
4.	Mercer	3/8/23	18
5.	UNCG	5/19/23	17
6.	Northwestern	2/17/23	15
7.	NC State	3/3/24	14
8.	at Syracuse	4/6/24	13
	at Georgia Tech	3/26/23	13
10.	Fordham	3/10/24	12

*Total of 6 performances with 12 runs scored

INNING

No.	Opponent	Date	Inning	Total
1.	Maryland	2/15/20	2	14
2.	vs. St. John's	2/9/20	7	12
3.	Jacksonville	3/11/23	1	9
4.	at Georgia Tech	3/26/23	5	8
	at Duke	3/19/22	4	8
	vs. Long Island	2/12/22	6	8
7.	UNCG	5/19/23	1	7
	South Carolina	3/28/23	4	7
	Charlotte	3/15/23	5	7
	Louisiana	5/22/22	4	7

*Total of 8 performances with 7 runs scored

STOLEN BASES

SEASON	No.	Year	Total
1.	2023		102
2.	2021		87
3.	2022		79

TEAM RECORDS

INNING			
No.	Opponent	Date	Inning Total
1.	at Boston College	4/2/23	3 5
2.	Ole Miss	2/25/24	5 4
	at Charlotte	2/21/24	3 4
	at Boston College ¹	3/31/23	6 4
	at Georgia Tech	3/24/23	1 4
	vs. Michigan State	2/26/23	4 4
	at North Carolina	4/3/22	2 4
	NC State ¹	4/25/21	7 4
	Maryland	2/15/20	2 4
	vs. St. John's	2/9/20	1 4

WALKS

SEASON		
No.	Year	Total
1.	2023	227
2.	2024	192
3.	2022	181
4.	2021	144
5.	2020	85

SINGLE GAME			
No.	Opponent	Date	Total
1.	at Boston College	3/31/23	10
2.	at Georgia	2/28/24	8
	UNCG	5/19/23	8
	vs. Georgia State	2/11/23	8
	at North Carolina	4/3/22	8
	at North Carolina	4/2/22	8
	at South Carolina	4/21/21	8
	Virginia	2/29/20	8
	vs. St. John's	2/9/20	8
10.	at Syracuse	4/7/24	7

*Total of 11 performances with 7 walks

INNING			
No.	Opponent	Date	Inning Total
1.	vs. UIC	2/24/23	4 4
2.	Auburn	5/20/23	5 3
	at Georgia Tech	3/25/23	2 3
	Furman ²	4/6/22	3 3
	Winthrop ²	4/13/21	3 3
	at Louisville ²	3/20/21	2 3
7.	at Syracuse ²	4/7/24	2 2
	North Carolina	3/15/24	6 2
	Fordham	3/10/24	1 2
	Longwood	3/9/24	5 2

*Total of 38 innings with 2 walks

HIT BY PITCH

SEASON		
No.	Year	Total
1.	2021	46
2.	2024	45
	2022	45
4.	2023	38
5.	2020	22

SINGLE GAME			
No.	Opponent	Date	Total
1.	at Georgia Tech	2/21/21	5
2.	vs. Liberty	2/10/24	4
	at North Carolina	4/2/22	4
4.	at Syracuse	4/7/24	3
	South Carolina	3/28/23	3
	at Georgia Tech	3/26/23	3
	at North Carolina	4/3/22	3
	vs. Kent State	2/11/22	3
	Virginia	2/28/20	3
	vs. St. John's	2/7/20	3

TOTAL BASES

SEASON		
No.	Year	Total
1.	2023	822
2.	2024	706
3.	2022	698
4.	2021	676
5.	2020	375

SINGLE GAME			
No.	Opponent	Date	Total
1.	vs. Georgia State	2/10/23	34
2.	at Maryland	2/15/20	32
3.	NC State	3/3/24	30
	Northwestern	2/17/23	30
	at Syracuse	5/9/21	30
6.	Mercer	3/8/23	29
7.	vs. Missouri State	2/8/24	28
	UNCG	5/19/23	28
	Ohio State	2/19/23	28
	at FIU	2/9/23	28

SACRIFICE FLIES

SEASON		
No.	Year	Total
1.	2024	25
2.	2023	15
3.	2021	10
4.	2022	9
5.	2020	7

SINGLE GAME			
No.	Opponent	Date	Total
1.	at Louisville	4/26/24	2
	at Notre Dame	4/20/24	2
	Furman	4/2/24	2
	North Carolina	3/15/24	2
	Gardner-Webb	3/13/24	2
	at FIU	2/9/24	2
	Charlotte	3/4/20	2
8.	vs. USC Upstate	5/18/24	1
	vs. Virginia	5/9/24	1

*Total of 54 performances with 1 sac fly

SACRIFICE HITS

SEASON		
No.	Year	Total
1.	2024	18
	2023	18
3.	2021	10
4.	2022	8
5.	2021	8

SINGLE GAME			
No.	Opponent	Date	Total
1.	vs. Oregon	2/10/24	2
	Georgia	2/21/23	2
3.	Southeastern Louisiana	5/17/24	1
	vs. Virginia	5/9/24	1
	at Notre Dame	4/20/24	1
	Duke	4/13/24	1
	Duke	4/12/24	1
	at Syracuse	4/6/24	1
	North Carolina	3/17/24	1
	Gardner-Webb	3/13/24	1

*Total of 53 performances with 1 sac hit

DEFENSE

FIELDING PERCENTAGE

SEASON		
No.	Year	Total
1.	2023	.980
2.	2021	.969
3.	2022	.966
4.	2024	.960
5.	2020	.955

PUTOUTS

SEASON		
No.	Year	Total
1.	2023	1176
2.	2022	1156
3.	2024	1106
4.	2021	1039
5.	2020	513

SINGLE GAME			
No.	Opponent	Date	Total
1.	South Carolina	3/20/24	36
2.	at Louisville	3/19/21	33
3.	Minnesota	3/7/24	27
	Tennessee	3/5/24	27
	at Oklahoma	5/27/23	27
	vs. Tennessee	2/18/22	27
	Boston College	4/17/21	27
8.	UConn	2/24/24	24
	vs. North Carolina	5/11/23	24
	at NC State	4/14/24	24

*Total of 9 performances with 24 putouts

ASSISTS

SEASON		
No.	Year	Total
1.	2023	516
2.	2022	507
3.	2024	449
4.	2021	412
5.	2020	185

SINGLE GAME			
No.	Opponent	Date	Total
1.	South Carolina	3/20/24	16
	at Oklahoma State	5/27/22	16
	Georgia	2/26/20	16
4.	vs. Mississippi State	2/17/24	15
	Notre Dame	4/14/22	15
6.	Florida State	4/7/23	14
	at Boston College	3/31/23	14
	vs. Georgia State	2/10/23	14
	Furman	4/6/22	14
	Illinois	3/12/22	14

*Total of 8 performances with 14 assists

DOUBLE PLAYS TURNED

SEASON		
No.	Year	Total
1.	2023	31
2.	2022	20
	2021	20
4.	2024	12
5.	2020	5

SINGLE GAME			
No.	Opponent	Date	Total
1.	at South Carolina	4/11/23	3
	Mercer	3/9/22	3
3.	NC State	3/2/24	2
	Pittsburgh	4/22/23	2
	Virginia	3/19/23	2
	vs. Jacksonville	3/11/23	2
	at Oklahoma State	5/27/22	2
	at North Carolina	4/2/22	2
	St. Francis	2/25/22	2
	Furman	3/13/21	2

ERRORS

SEASON (FEWEST)		
No.	Year	Total
1.	2020	33
2.	2023	34
3.	2021	46
4.	2022	58
5.	2024	64

SINGLE GAME (MOST)

No.	Opponent	Date	Total
1.	vs. Indiana	2/8/20	6
2.	Virginia	2/28/20	5
3.	Mercer	3/8/24	4
	vs. Mississippi State	2/17/24	4
	Virginia Tech	3/5/22	4
	Duke	3/26/21	4
	vs. Stetson	2/22/20	4
	at Michigan State	2/16/20	4
9.	NC State	3/3/24	3
	UNCG	5/19/23	3

*Total of 16 performances with 3 errors

*Total of 112 games with no errors in program history through 2024

PITCHING

INNINGS PITCHED

SEASON		
No.	Year	Total
1.	2023	392.0
2.	2022	385.1
3.	2024	368.2
4.	2021	346.1
5.	2020	171.0

SINGLE GAME			
No.	Opponent	Date	Total
1.	South Carolina	3/20/24	12.0
2.	at Louisville	3/19/21	11.0
3.	Minnesota	3/7/24	9.0
	Tennessee	3/5/24	9.0
	at Oklahoma	5/27/23	9.0
	vs. Tennessee	2/18/22	9.0
	Boston College	4/17/21	9.0
8.	UConn	2/24/24	8.0
	vs. North Carolina	5/11/23	8.0
	at NC State	4/14/23	8.0

*Total of 9 performances with 8.0 innings

EARNED RUN AVERAGE

SEASON		
No.	Year	ERA
1.	2021	1.50
2.	2023	1.59
3.	2022	1.78
4.	2024	2.32
5.	2020	2.74

STRIKEOUTS

SEASON		
No.	Year	Total
1.	2021	369
2.	2022	345
3.	2023	318
4.	2024	287
5.	2020	167

SINGLE GAME			
No.	Opponent	Date	Total
1.	vs. Georgia Tech	5/13/21	14
	at Louisville	3/21/21	14
	at Louisville	3/19/21	14
4.	Gardner-Webb	3/1/22	13
	vs. Tennessee	2/18/22	13
	vs. Duke	5/15/21	13
	North Carolina	4/1/21	13
8.	Minnesota	3/7/24	12
	vs. North Carolina	5/11/23	12
	at North Carolina	4/1/22	12

*Total of 6 performances with 12 strikeouts

MISCELLANEOUS TEAM RECORDS

VICTORIES

SEASON		Total
No. Year		
1. 2023		49
2. 2021		44
3. 2022		42
4. 2024		35
5. 2020		19

SAVES

SEASON		Total
No. Year		
1. 2021		7
2. 2023		6
3. 2024		5
2022		5
5. 2020		1

SHUTOUTS

SEASON		Total
No. Year		
1. 2022		20
2. 2023		19
3. 2021		14
4. 2024		11
5. 2020		2

WINNING PERCENTAGE

SEASON		Total
No. Year		
1. 2021		.846
2. 2023		.803
3. 2022		.711
4. 2020		.704
5. 2024		.648

BEST STARTS

No. Year	Record
1. 2023	14-0
2. 2024	4-0
3. 2021	3-0
4. 2022	2-0
5. 2020	1-0

*Note: 2020 season cut short due to Covid-19

CONSECUTIVE GAMES WITH A RUN SCORED

Rk	Total	First Opponent	Score	Date	Ended By	Score	Date
1.	36	UNCG	17-2 (5)	5/19/23	at Virginia	0-3	3/24/24
2.	25	Virginia Tech	2-4	3/6/22	Notre Dame	0-4	4/15/22
3.	24	Western Carolina	8-0 (5)	2/14/20	Virginia Tech(1)	0-9 (5)	2/19/21
4.	23	vs. Michigan State	8-0 (5)	2/26/23	Florida State	0-7	4/6/23
	23	Duke	4-1	3/27/21	vs. Duke	0-1	5/15/21
6.	21	Boston College	10-0 (5)	3/30/24	ONGOING		
7.	19	Virginia Tech(2)	1-4	2/19/21	Duke(2)	0-2	3/26/21
8.	15	at Oklahoma State	1-5	5/27/23	vs. Duke	0-2	5/12/23
9.	14	Florida State	2-3	4/7/23	vs. Duke	0-2	5/12/23
10.	10	East Tennessee State	6-2	4/27/22	at Oklahoma State	0-2	5/26/22

CONSECUTIVE GAMES WITH A HIT

Rk	Total	First Opponent	Score	Date	Ended By	Score	Date
1.	122	vs. St. John's	6-2	2/7/20	Notre Dame	0-4	4/15/22
2.	69	Notre Dame	2-1	4/16/22	vs. Duke	0-2	5/12/23
3.	60	UNCG	17-2 (5)	5/19/23	ONGOING		

YEAR-BY-YEAR RESULTS

2020

Head Coach: John Rittman

Overall:	19-8
ACC:	5-1
Home:	14-2
Away:	0-2
Neutral:	5-4
vs Ranked:	N/A
Postseason	N/A

2021

Head Coach: John Rittman

Overall:	44-8 (Final Ranking: 18)
ACC:	29-5
Home:	23-4
Away:	17-3
Neutral:	4-1
vs Ranked:	3-5
Postseason	4-3

2022

Head Coach: John Rittman

Overall:	42-17 (Final Ranking: 16)
ACC:	14-10
Home:	25-5
Away:	10-8
Neutral:	7-4
vs Ranked:	8-15
Postseason	5-3

Date	Opponent	Result	Score (Innings)
2/7/20	vs. St. John's ¹	W	6-2
2/7/20	vs. Duke ¹	L	0-1 ⁽⁵⁾
2/8/20	vs. Indiana ¹	L	4-5
2/8/20	at UCF ¹	L	0-8 ⁽⁵⁾
2/9/20	vs. St. John's ¹	W	19-9
2/12/20	Western Carolina	L	0-2
2/12/20	Western Carolina	W	8-0 ⁽⁵⁾
2/14/20	Maryland [®]	W	5-1
2/15/20	Maryland [®]	W	21-2 ⁽⁵⁾
2/15/20	Michigan State [®]	W	2-1
2/16/20	Michigan State [®]	W	8-4
2/18/20	at UNG	L	2-3
2/21/20	vs. Villanova [‡]	L	1-2
2/21/20	vs. Troy [‡]	W	10-1 ⁽⁵⁾
2/22/20	vs. Oakland [‡]	L	2-4
2/22/20	vs. Stetson [‡]	W	8-6 ⁽⁸⁾
2/23/20	vs. Morgan State [‡]	W	6-3
2/26/20	Georgia	W	4-1
2/28/20	Virginia*	W	8-7
2/29/20	Virginia*	W	8-4
3/1/20	Virginia*	W	12-3 ⁽⁶⁾
3/4/20	Charlotte	W	5-2
3/4/20	Charlotte	W	11-2 ⁽⁵⁾
3/6/20	Pittsburgh*	W	9-1 ⁽⁵⁾
3/7/20	Pittsburgh*	W	7-2
3/8/20	Pittsburgh*	L	2-8
3/10/20	Presbyterian College	W	5-0

INAUGURAL SEASON CANCELED DURING WEEK 6 DUE TO COVID-19 GLOBAL PANDEMIC

¹ - UCF Black and Gold Tournament (Orlando, Fla.); [®] - Big Ten/ACC Challenge (Clemson, S.C.); [‡] - Diamond 9 (Kissimmee, Fla.); *ACC regular-season game

Date	Opponent	Result	Score (Innings)
2/12/21	vs. Illinois State ¹	W	11-0 ⁽⁵⁾
2/12/21	at North Florida ¹	W	4-3
2/18/21	Virginia Tech*	W	8-1
2/19/21	Virginia Tech*	L	0-9 ⁽⁵⁾
2/19/21	Virginia Tech*	L	1-4
2/20/21	at Georgia Tech*	W	5-2
2/21/21	at Georgia Tech*	W	5-3
2/21/21	at Georgia Tech*	W	5-4
2/27/21	Elon	W	3-0
2/27/21	Elon	W	10-0 ⁽⁵⁾
2/28/21	Elon	W	8-0 ⁽⁵⁾
3/5/21	at Virginia*	W	9-1 ⁽⁵⁾
3/6/21	at Virginia*	W	5-3
3/6/21	at Virginia*	W	4-2
3/7/21	at Virginia*	W	8-1
3/12/21	Furman	W	8-0 ⁽⁶⁾
3/13/21	Furman	W	5-0
3/13/21	Furman	W	8-1
3/19/21	at Louisville*	W	4-0 ⁽¹¹⁾
3/20/21	at Louisville*	W	2-1
3/20/21	at Louisville*	W	6-1
3/21/21	at Louisville*	W	4-2
3/26/21	(11) Duke*	L	0-2
3/26/21	(11) Duke*	L	1-3
3/27/21	(11) Duke*	W	4-1
3/28/21	(11) Duke*	W	4-2
4/1/21	North Carolina*	W	4-1
4/2/21	North Carolina*	W	6-1
4/2/21	North Carolina*	W	12-1 ⁽⁵⁾
4/3/21	North Carolina*	W	9-1 ⁽⁶⁾
4/13/21	Winthrop	W	9-0 ⁽⁵⁾
4/13/21	Winthrop	W	6-2
4/16/21	Boston College*	W	6-0
4/17/21	Boston College*	W	10-2 ⁽⁶⁾
4/17/21	Boston College*	W	4-3 ⁽⁹⁾
4/18/21	Boston College*	W	6-0
4/21/21	at South Carolina	W	6-0
4/23/21	NC State*	W	9-3
4/23/21	NC State*	W	4-3
4/25/21	NC State*	W	4-3
4/25/21	NC State*	W	4-3
5/7/21	at Syracuse*	W	4-2
5/8/21	at Syracuse*	W	4-2
5/8/21	at Syracuse*	L	6-7
5/9/21	at Syracuse*	W	19-2 ⁽⁵⁾
5/13/21	vs Georgia Tech [^]	W	2-0
5/14/21	vs (20) Virginia Tech [^]	W	2-0
5/15/21	vs (21) Duke [^]	L	0-1
5/21/21	vs Troy [‡]	W	8-0 ⁽⁵⁾
5/22/21	at (3) Alabama [‡]	L	0-6
5/22/21	vs Troy [‡]	W	4-2
5/23/21	at (3) Alabama [‡]	L	0-5

¹ - River City Leadoff Tournament (Jacksonville, Fla.); *ACC regular-season game; [®]ACC Championship (Louisville, Ky.); & - Tuscaloosa Regional (Tuscaloosa, Ala.)

Date	Opponent	Result	Score (Innings)
2/10/22	at Florida Gulf Coast ¹	W	11-0 ⁽⁵⁾
2/11/22	vs. Kent State ¹	W	8-0 ⁽⁵⁾
2/11/22	vs. (10) Texas ¹	L	0-4
2/12/22	vs. Long Island ¹	W	8-0 ⁽⁶⁾
2/17/22	vs. Texas Tech [®]	W	8-0 ⁽⁵⁾
2/18/22	vs. (18) Tennessee [®]	W	4-3 ⁽⁹⁾
2/19/22	vs. Northwestern [®]	L	0-7
2/19/22	vs. Wisconsin [®]	L	1-2 ⁽⁸⁾
2/20/22	vs. (6) Washington [®]	W	2-0
2/23/22	at Charlotte	W	5-2
2/25/22	Boston University [‡]	W	8-0 ⁽⁵⁾
2/25/22	St. Francis [‡]	W	2-0
2/26/22	Akron [‡]	W	10-5
2/26/22	Boston University [‡]	W	7-3
3/1/22	Gardner-Webb	W	6-0
3/4/22	(6) Virginia Tech*	L	1-6
3/5/22	(6) Virginia Tech*	L	0-4
3/6/22	(6) Virginia Tech*	L	2-4
3/9/22	Mercer	W	3-0
3/12/22	Illinois [§]	W	3-1
3/13/22	Illinois [§]	W	4-0
3/13/22	Liberty [§]	W	1-0 ⁽⁸⁾
3/14/22	Liberty [§]	W	5-4 ⁽⁸⁾
3/15/22	Winthrop	W	8-0 ⁽⁵⁾
3/18/22	at (13) Duke*	L	2-6
3/19/22	at (13) Duke*	W	10-2 ⁽⁸⁾
3/20/22	at (13) Duke*	L	1-7
3/23/22	at (17) Georgia	L	2-3
3/25/22	Louisville*	W	5-2
3/26/22	Louisville*	W	8-0 ⁽⁵⁾
3/27/22	Louisville*	L	2-4 ⁽⁸⁾
3/30/22	South Carolina	W	8-1
4/1/22	at North Carolina*	W	12-4
4/2/22	at North Carolina*	W	7-0
4/3/22	at North Carolina*	W	12-4 ⁽⁵⁾
4/6/22	Furman	W	3-2
4/6/22	Furman	W	8-0 ⁽⁵⁾
4/8/22	at Pittsburgh*	W	8-0 ⁽⁵⁾
4/9/22	at Pittsburgh*	W	6-5
4/10/22	at Pittsburgh*	W	11-3 ⁽⁵⁾
4/12/22	at South Carolina	W	3-1
4/14/22	(19) Notre Dame*	W	3-2
4/15/22	(19) Notre Dame*	L	0-4
4/16/22	(19) Notre Dame*	W	2-1
4/21/22	at (5) Florida State*	L	4-5
4/22/22	at (5) Florida State*	L	6-7
4/23/22	at (5) Florida State*	L	0-6
4/27/22	East Tennessee State	W	6-2
4/29/22	Georgia Tech*	W	4-1
4/30/22	Georgia Tech*	W	3-0
5/1/22	Georgia Tech*	W	3-2
5/12/22	vs (19) Notre Dame [^]	W	7-3
5/13/22	vs (2) Virginia Tech [^]	W	4-1
5/14/22	vs (3) Florida State [^]	L	6-8
5/20/22	UNCW [‡]	W	9-0 ⁽⁵⁾
5/21/22	(17) Auburn [‡]	W	1-0
5/22/22	Louisiana [‡]	W	8-0 ⁽⁵⁾
5/26/22	(7) Oklahoma State [‡]	L	0-2
5/27/22	(7) Oklahoma State [‡]	L	1-5

¹ - FGCU Kickoff Classic (Fort Myers, Fla.); [®] - St. Pete/Clearwater Elite Invitational (Clearwater, Fla.); [‡] - Clemson Classic (Clemson, S.C.); [§] - Tiger Invitational (Clemson, S.C.); *ACC regular-season game; [^]ACC Championship (Pittsburgh, Pa.); & - Clemson Regional (Clemson, S.C.); [‡] Stillwater Super Regional (Stillwater, Okla.)

YEAR-BY-YEAR RESULTS

2023

Head Coach: John Rittman

Overall: 49-12 (Final Ranking: 9)

ACC: 18-6
 Home: 28-4
 Away: 14-6
 Neutral: 7-2
 vs Ranked: 6-10
 Postseason: 4-4

Date	Opponent	Result	Score ^(Innings)
2/9/23	at FIU [!]	W	10-1 ⁽⁵⁾
2/10/23	vs. Georgia State [!]	W	11-2
2/11/23	vs. Kansas City [!]	W	8-1
2/11/23	vs. Georgia State [!]	W	11-3 ⁽⁶⁾
2/12/23	at FIU [!]	W	4-0
2/14/23	at Furman	W	10-0
2/17/23	(14) Northwestern [@]	W	15-2 ⁽⁵⁾
2/18/23	(14) Northwestern [@]	W	3-2
2/18/23	Ohio State [@]	W	5-1
2/19/23	Ohio State [@]	W	10-0 ⁽⁵⁾
2/21/23	(17) Georgia	W	7-1
2/23/23	at USF [#]	W	6-0
2/24/23	vs. UIC [#]	W	9-2
2/25/23	vs. Michigan State [#]	W	4-1
2/25/23	(12) vs. Tennessee [#]	L	0-1
2/26/23	vs. Michigan State [#]	W	8-0 ⁽⁵⁾
3/1/23	Gardner-Webb	W	8-0 ⁽⁵⁾
3/1/23	Gardner-Webb	W	4-1
3/4/23	Syracuse [*]	W	4-1
3/4/23	Syracuse [*]	W	8-0 ⁽⁵⁾
3/5/23	Syracuse [*]	W	1-0
3/8/23	Mercer	W	18-0 ⁽⁵⁾
3/10/23	Bryant ^{\$}	W	10-1 ⁽⁵⁾
3/10/23	UNCG ^{\$}	W	3-0
3/11/23	Jacksonville ^{\$}	W	9-0 ⁽⁵⁾
3/11/23	UNCG ^{\$}	W	6-1
3/15/23	Charlotte	W	9-1 ⁽⁵⁾
3/18/23	Virginia [*]	W	4-1
3/18/23	Virginia [*]	W	1-0
3/19/23	Virginia [*]	W	2-0
3/24/23	at Georgia Tech [*]	W	9-1 ⁽⁵⁾
3/25/23	at Georgia Tech [*]	W	8-4
3/26/23	at Georgia Tech [*]	W	13-0 ⁽⁵⁾
3/28/23	South Carolina	W	10-0 ⁽⁵⁾
3/31/23	at Boston College [*]	W	8-4
3/31/23	at Boston College [*]	W	7-3
4/2/23	at Boston College [*]	W	8-0 ⁽⁵⁾
4/5/23	Furman	W	4-1
4/6/23	(6) Florida State [*]	L	0-7
4/6/23	(6) Florida State [*]	L	1-4
4/7/23	(6) Florida State [*]	L	2-3
4/11/23	at South Carolina	W	4-3
4/14/23	at NC State [*]	W	4-1 ⁽⁸⁾
4/15/23	at NC State [*]	W	6-3
4/16/23	at NC State [*]	L	5-7
4/18/23	Winthrop	W	2-0
4/21/23	Pittsburgh [*]	W	3-2
4/22/23	Pittsburgh [*]	W	2-0
4/23/23	Pittsburgh [*]	W	11-2 ⁽⁶⁾
4/26/23	at Liberty	L	4-5
4/28/23	(21) at Virginia Tech [*]	L	4-5
4/29/23	(21) at Virginia Tech [*]	L	1-3
4/30/23	(21) at Virginia Tech [*]	W	5-4
5/11/23	vs. North Carolina [^]	W	2-1 ⁽⁸⁾
5/12/23	(6) vs. Duke [^]	L	0-2
5/19/23	UNCG ^{\$}	W	17-2 ⁽⁵⁾
5/20/23	(16) Auburn ^{\$}	W	7-0
5/21/23	(16) Auburn ^{\$}	L	2-5
5/21/23	(16) Auburn ^{\$}	W	5-1
5/26/23	(1) at Oklahoma [%]	L	2-9
5/27/23	(1) at Oklahoma [%]	L	7-8 ⁽⁹⁾

2024

Head Coach: John Rittman

Overall: 35-19

ACC: 15-9
 Home: 17-9
 Away: 10-6
 Neutral: 8-4
 vs Ranked: 2-8
 Postseason: 2-3

Date	Opponent	Result	Score ^(Innings)
2/8/24	vs. Missouri State [!]	W	12-0 ⁽⁵⁾
2/9/24	vs. Indiana [!]	W	3-2
2/10/24	vs. Liberty [!]	W	7-3
2/10/24	(15) vs. Oregon [!]	W	3-2
2/11/24	vs. Missouri [!]	L	1-4
2/14/24	vs. Wichita State [@]	W	7-0
2/14/24	vs. UC San Diego [@]	W	6-4
2/17/24	vs. Mississippi State [@]	L	3-6
2/21/24	at Charlotte	W	8-5
2/23/24	Ole Miss [#]	W	9-1 ⁽⁶⁾
2/24/24	Miami (Ohio) [#]	W	10-1 ⁽⁵⁾
2/24/24	UConn [#]	W	3-2 ⁽⁸⁾
2/25/24	Ole Miss [#]	W	5-0
2/28/24	(5) at Georgia	L	1-2 ⁽⁸⁾
3/2/24	NC State [*]	L	1-6
3/2/24	NC State [*]	W	8-0 ⁽⁵⁾
3/3/24	NC State [*]	W	14-9
3/5/24	(8) Tennessee	L	1-2 ⁽⁹⁾
3/7/24	Minnesota ^{\$}	L	3-5 ⁽⁹⁾
3/7/24	Minnesota ^{\$}	W	3-1
3/8/24	Mercer ^{\$}	W	7-2
3/9/24	Longwood ^{\$}	W	9-1 ⁽⁶⁾
3/10/24	Fordham ^{\$}	W	12-0
3/13/24	Gardner-Webb	W	8-0 ⁽⁵⁾
3/15/24	North Carolina [*]	W	5-0
3/16/24	North Carolina [*]	W	4-1
3/17/24	North Carolina [*]	W	9-1 ⁽⁵⁾
3/20/24	(23) South Carolina	L	4-6 ⁽¹²⁾
3/22/24	at Virginia [*]	L	4-6
3/23/24	at Virginia [*]	W	5-1
3/24/24	at Virginia [*]	L	0-3
3/28/24	Boston College [*]	W	10-2 ⁽⁵⁾
3/29/24	Boston College [*]	L	0-4
3/30/24	Boston College [*]	W	10-0 ⁽⁵⁾
4/2/24	Furman	L	3-4
4/6/24	at Syracuse [*]	W	13-2 ⁽⁵⁾
4/7/24	at Syracuse [*]	W	10-1 ⁽⁶⁾
4/7/24	at Syracuse [*]	W	7-1
4/9/24	(23) at South Carolina	W	7-0
4/12/24	(3) Duke [*]	L	9-13
4/13/24	(3) Duke [*]	L	3-4
4/14/24	(3) Duke [*]	L	1-6
4/16/24	Winthrop	W	4-0
4/19/24	at Notre Dame [*]	W	8-5 ⁽¹⁰⁾
4/20/24	at Notre Dame [*]	W	11-6
4/21/24	at Notre Dame [*]	L	5-6
4/26/24	at Louisville [*]	W	6-5
4/27/24	at Louisville [*]	L	3-6
4/28/24	at Louisville [*]	W	11-5
5/9/24	vs. Virginia [^]	W	8-1
5/10/24	(5) at Duke [^]	L	3-4 ⁽¹⁰⁾
5/17/24	vs. Southeastern Louisiana ^{&}	L	2-6
5/18/24	vs. USC Upstate ^{&}	W	8-0 ⁽⁶⁾
5/18/24	vs. Southeastern Louisiana ^{&}	L	2-6

! - NFCA Leadoff Classic (Clearwater, Fla.); @ - Puerto Vallarta College Challenge (Puerto Vallarta, Mexico); # - Clemson Classic (Clemson, S.C.); \$ - Tiger Invitational (Clemson, S.C.);

*ACC regular-season game; ^ACC Championship (Durham, N.C.); & - Tuscaloosa Regional (Tuscaloosa, Ala.); % Norman Super Regional (Norman, Okla.)

! - FIU Tournament (Miami, Fla.); @ - ACC/Big 10 Challenge (Clemson, S.C.); # - USF Tournament (Tampa, Fla.); \$ - Clemson Classic (Clemson, S.C.); *ACC regular-season game; ^ACC Championship (Notre Dame, Ind.); & - Clemson Regional (Clemson, S.C.); % Norman Super Regional (Norman, Okla.)



POSTSEASON RESULTS

ACC CHAMPIONSHIP SUMMARY

Overall	6-4
Quarterfinals	4-0
Appearances	4
Last	2024
Semifinals	2-2
Appearances	4
Last	2024
Championship Game	0-2
Appearances	2
Last	2022

- 2021 Louisville, Ky.
 Georgia Tech 0, #13 Clemson 2
 #20 Virginia Tech 0, #13 Clemson 2
 #21 Duke 1, #13 Clemson 0
- 2022 Pittsburgh, Pa.
 #15 Clemson 7, #19 Notre Dame 3
 #15 Clemson 4, #2 Virginia Tech 1
 #15 Clemson 6, #3 Florida State 8
- 2023 Notre Dame, Ind.
 North Carolina 2, #7 Clemson 1 (8)
 #7 Clemson 0, #6 Duke 2
- 2024 Durham, N.C.
 #23 Clemson 8, Virginia 1
 #23 Clemson 3, #3 Duke 4 (10)

NCAA TOURNAMENT SUMMARY

Overall	9-9
Regional	9-5
Appearances	4
Last	2024
Super Regionals	0-4
Appearances	2
Last	2023
WCWS	N/A
Appearances	N/A
Last	N/A

- 2021 Tuscaloosa Regional
 Troy 0, #13 Clemson 8 (5)
 #13 Clemson 0, #3 Alabama 6
 #13 Clemson 4, Troy 2
 #3 Alabama 5, #13 Clemson 0
- 2022 Clemson Regional (10 Seed)
 UNCW 0, #14 Clemson 9 (5)
 #17 Auburn 0, #14 Clemson 1
 #14 Clemson 8, Louisiana 0 (5)
- Stillwater Super Regional
 #14 Clemson 0, #7 Oklahoma State 2
 #7 Oklahoma State 5, #14 Clemson 1
- 2023 Clemson Regional (16 Seed)
 UNCG 2, #10 Clemson 17 (5)
 #16 Auburn 0, #10 Clemson 7
 #10 Clemson 2, #16 Auburn 5
 #16 Auburn 1, #10 Clemson 5
- Norman Super Regional
 #10 Clemson 2, #1 Oklahoma 9
 #1 Oklahoma 8, #10 Clemson 7 (9)
- 2024 Tuscaloosa Regional
 Southeastern Louisiana 6, #23 Clemson 2
 #23 Clemson 8, USC Upstate 0 (6)
 #23 Clemson 2, Southeastern Louisiana 6

ACC CHAMPIONSHIP RECORDS BY SITE & OPPONENT

Site	Years	W-L	Runs	Titles
Durham, N.C.	1	1-1	11-5	0
Louisville, Ky.	1	2-1	4-1	0
Notre Dame, Ind.	1	1-1	2-3	0
Pittsburgh, Pa.	1	2-1	17-12	0
Totals	4	6-4	34-21	0

Team	W-L	Runs
Duke	0-3	3-7
Florida State	0-1	6-8
Georgia Tech	1-0	2-0
North Carolina	1-0	2-1
Notre Dame	1-0	7-3
Virginia	1-0	8-1
Virginia Tech	2-0	6-1
Totals	6-4	34-21

NCAA TOURNAMENT RECORDS BY SITE & OPPONENT

Site	Years	W-L	Runs
Clemson, S.C.	2	6-1	49-8
Norman, Okla.	1	0-2	9-17
Stillwater, Okla.	1	0-2	1-7
Tuscaloosa, Ala.	2	3-4	24-27
Totals	4	9-9	83-59

Team	W-L	Runs
Alabama	0-2	0-13
Auburn	3-1	15-6
Louisiana	1-0	8-0
Oklahoma	0-2	9-17
Oklahoma State	0-2	1-7
Southeastern Louisiana	0-2	4-12
Troy	2-0	12-2
UNCG	1-0	17-2
UNCW	1-0	9-0
USC Upstate	1-0	8-0
Totals	9-9	83-59

RESULTS BY OPPONENT

AKRON

Overall..... 1-0
 at Clemson 1-0
 at Akron 0-0
 at Neutral 0-0
 Longest CU Win Streak 1⁽²⁰²²⁾
 Longest AKR Win Streak N/A

Date	Site	W-L	Result
2/26/22	H	W	10-5

ALABAMA

Overall..... 0-2
 at Clemson 0-0
 at Alabama 0-2
 at Neutral 0-0
 NCAA Tournament Games..... 0-2
 Longest CU Win Streak N/A
 Longest UA Win Streak..... 2⁽²⁰²¹⁾

Date	Site	W-L	Result
5/22/21	\$	A	L 0-6
5/23/21	\$	A	L 0-5

AUBURN

Overall..... 3-1
 at Clemson 3-1
 at Auburn 0-0
 at Neutral 0-0
 NCAA Tournament Games..... 3-1
 Longest CU Win Streak 2⁽²⁰²²⁻²³⁾
 Longest AU Win Streak 1⁽²⁰²³⁾

Date	Site	W-L	Result
5/21/22	\$	H	W 1-0
5/20/23	\$	H	W 7-0
5/21/23	\$	H	L 2-5
5/21/23	\$	H	W 5-1

BOSTON COLLEGE

Overall..... 9-1
 at Clemson 6-1
 at Boston College..... 3-0
 at Neutral 0-0
 ACC Tournament Games 0-0
 Longest CU Win Streak 8⁽²⁰²¹⁻²⁴⁾
 Longest BC Win Streak..... 1⁽²⁰²⁴⁾

Date	Site	W-L	Result
4/16/21	*	H	W 6-0
4/17/21 ⁽¹⁾	*	H	W 10-2 ⁽⁶⁾
4/17/21 ⁽²⁾	*	H	W 4-3 ⁽⁹⁾
4/18/21	*	H	W 6-0
3/31/23 ⁽¹⁾	*	A	W 8-4
3/31/23 ⁽²⁾	*	A	W 7-3
4/2/23	*	A	W 8-0 ⁽⁵⁾
3/28/24	*	H	W 10-2 ⁽⁵⁾
3/29/24	*	H	L 0-4
3/30/24	*	H	W 10-0 ⁽⁵⁾

BOSTON UNIVERSITY

Overall..... 2-0
 at Clemson 2-0
 at Boston University..... 0-0
 at Neutral 0-0
 Longest CU Win Streak 2⁽²⁰²²⁾
 Longest BU Win Streak N/A

Date	Site	W-L	Result
2/25/22	H	W	8-0 ⁽⁵⁾
2/26/22	H	W	7-3

BRYANT

Overall..... 1-0
 at Clemson 1-0
 at Bryant..... 0-0
 at Neutral 0-0
 Longest CU Win Streak 1⁽²⁰²³⁾
 Longest BRY Win Streak..... N/A

Date	Site	W-L	Result
3/10/23	H	W	10-1 ⁽⁵⁾

CHARLOTTE

Overall..... 5-0
 at Clemson 3-0
 at Charlotte 2-0
 at Neutral 0-0
 Longest CU Win Streak 5⁽²⁰²¹⁻²⁴⁾
 Longest CLT Win Streak N/A

Date	Site	W-L	Result
3/4/20 ⁽¹⁾	H	W	5-2
3/4/20 ⁽²⁾	H	W	11-2 ⁽⁵⁾
2/23/22	A	W	5-2
3/15/23	H	W	9-1 ⁽⁵⁾
2/21/24	A	W	8-5

DUKE

Overall..... 3-11
 at Clemson 2-5
 at Duke 1-3
 at Neutral 0-3
 ACC Tournament Games 0-3
 Longest CU Win Streak 2⁽²⁰²¹⁾
 Longest DU Win Streak 6⁽²⁰²²⁻²⁴⁾

Date	Site	W-L	Result
2/7/20	N1	L	0-11 ⁽⁵⁾
3/26/21	*	H	L 0-2
3/27/21 ⁽¹⁾	*	H	L 1-3
3/27/21 ⁽²⁾	*	H	W 4-1
3/28/21	*	H	W 4-2
5/15/21	+	N2	L 0-1
3/18/22	*	A	L 2-6
3/19/22	*	A	W 10-2 ⁽⁵⁾
3/20/22	*	A	L 1-7
5/12/23	+	N3	L 0-2
4/12/24	*	H	L 9-13
4/13/24	*	H	L 3-4
4/14/24	*	H	L 1-6
5/10/24	+	A	L 3-4 ⁽¹⁰⁾

N1 - Orlando, Fla.; N2 - Louisville, Ky.; N3 - Notre Dame, Ind.

EAST TENNESSEE STATE

Overall..... 1-0
 at Clemson 1-0
 at ETSU 0-0
 at Neutral 0-0
 Longest CU Win Streak 1⁽²⁰²²⁾
 Longest ETSU Win Streak N/A

Date	Site	W-L	Result
4/27/22	H	W	6-2

ELON

Overall..... 3-0
 at Clemson 3-0
 at Elon 0-0
 at Neutral 0-0
 Longest CU Win Streak 3⁽²⁰²¹⁾
 Longest ELON Win Streak N/A

Date	Site	W-L	Result
2/27/21 ⁽¹⁾	H	W	3-0
2/27/21 ⁽²⁾	H	W	10-0 ⁽⁵⁾
2/28/21	H	W	8-0 ⁽⁵⁾

FLORIDA GULF COAST

Overall..... 1-0
 at Clemson 0-0
 at FGCU..... 1-0
 at Neutral 0-0
 Longest CU Win Streak 1⁽²⁰²²⁾
 Longest FGCU Win Streak N/A

Date	Site	W-L	Result
2/20/22	A	W	11-0 ⁽⁵⁾

FIU

Overall..... 2-0
 at Clemson 0-0
 at FIU 2-0
 at Neutral 0-0
 Longest CU Win Streak 2⁽²⁰²³⁾
 Longest FIU Win Streak..... N/A

Date	Site	W-L	Result
2/9/23	A	W	10-1 ⁽⁵⁾
2/12/23	A	W	4-0

FLORIDA STATE

Overall..... 0-7
 at Clemson 0-3
 at Florida State 0-3
 at Neutral 0-1
 ACC Tournament Games 0-1
 Longest CU Win Streak N/A
 Longest FSU Win Streak..... 7⁽²⁰²²⁻²³⁾

Date	Site	W-L	Result
4/21/22	*	A	L 4-5
4/22/22	*	A	L 6-7
4/23/22	*	A	L 0-6
5/14/22	+	N1	L 6-8
4/6/23 ⁽¹⁾	*	H	L 0-7
4/6/23 ⁽²⁾	*	H	L 1-4
4/7/23	*	H	L 2-3

N1 - Pittsburgh, Pa.

FORDHAM

Overall..... 1-0
 at Clemson 1-0
 at Fordham 0-0
 at Neutral 0-0
 Longest CU Win Streak 1⁽²⁰²⁴⁾
 Longest FORD Win Streak N/A

Date	Site	W-L	Result
3/10/24	H	W	12-0

FURMAN

Overall..... 7-1
 at Clemson 6-1
 at Furman 1-0
 at Neutral 0-0
 Longest CU Win Streak 7⁽²⁰²¹⁻²³⁾
 Longest FUR Win Streak 1⁽²⁰²⁴⁾

Date	Site	W-L	Result
3/12/21	H	W	8-0 ⁽⁶⁾
3/13/21 ⁽¹⁾	H	W	5-0
3/13/21 ⁽²⁾	H	W	8-1
4/6/22 ⁽¹⁾	H	W	3-2
4/6/22 ⁽²⁾	H	W	8-0 ⁽⁵⁾
2/14/23	A	W	10-0
4/5/23	H	W	4-1
4/2/24	H	L	3-4

GARDNER-WEBB

Overall..... 4-0
 at Clemson 4-0
 at Gardner-Webb..... 0-0
 at Neutral 0-0
 Longest CU Win Streak 4⁽²⁰²²⁻²⁴⁾
 Longest GWU Win Streak N/A

Date	Site	W-L	Result
3/1/22	H	W	6-0
3/1/23 ⁽¹⁾	H	W	8-0 ⁽⁵⁾
3/1/23 ⁽²⁾	H	W	4-1
3/13/24	H	W	8-0 ⁽⁵⁾

GEORGIA

Overall..... 2-2
 at Clemson 2-0
 at Georgia 0-2
 at Neutral 0-0
 Longest CU Win Streak 1^(2020 & 2023)
 Longest UGA Win Streak .. 1^(2022 & 2024)

Date	Site	W-L	Result
2/26/20	H	W	4-1
3/23/22	A	L	2-3
2/21/23	H	W	7-1
2/28/24	A	L	1-2 ⁽⁸⁾

GEORGIA STATE

Overall..... 2-0
 at Clemson 0-0
 at Georgia State..... 0-0
 at Neutral 2-0
 Longest CU Win Streak 2⁽²⁰²³⁾
 Longest GSU Win Streak N/A

Date	Site	W-L	Result
2/10/23	N1	W	11-2
2/11/23	N1	W	11-3 ⁽⁶⁾

N1 - Miami, Fla.

GEORGIA TECH

Overall..... 10-0
 at Clemson 3-0
 at Georgia Tech..... 6-0
 at Neutral 1-0
 ACC Tournament Games 1-0
 Longest CU Win Streak 10⁽²⁰²¹⁻²³⁾
 Longest GT Win Streak..... N/A

Date	Site	W-L	Result
2/20/21 ⁽¹⁾	*	A	W 5-2
2/20/21 ⁽²⁾	*	A	W 5-3
2/21/21	*	A	W 5-4
5/13/21	+	N1	W 2-0
4/29/22	*	H	W 4-1
4/30/22	*	H	W 3-0
5/1/22	*	H	W 3-2 ⁽⁸⁾
3/24/23	*	A	W 9-1 ⁽⁵⁾
3/25/23	*	A	W 8-4
3/26/23	*	A	W 13-0 ⁽⁵⁾

N1 - Louisville, Ky.

ILLINOIS

Overall..... 2-0
 at Clemson 2-0
 at Illinois 0-0
 at Neutral 0-0
 Longest CU Win Streak 2⁽²⁰²²⁾
 Longest ILL Win Streak..... N/A

Date	Site	W-L	Result
3/12/22	H	W	3-1
3/13/22	H	W	4-0

ILLINOIS STATE

Overall..... 1-0
 at Clemson 0-0
 at Illinois State 0-0
 at Neutral 1-0
 Longest CU Win Streak 1⁽²⁰²¹⁾
 Longest ILS Win Streak N/A

Date	Site	W-L	Result
2/12/21	N1	W	11-0

N1 - Jacksonville, Fla.

INDIANA

Overall..... 1-1
 at Clemson 0-0
 at Indiana 0-0
 at Neutral 1-1
 Longest CU Win Streak 1⁽²⁰²⁴⁾
 Longest IU Win Streak..... 1⁽²⁰²⁰⁾

Date	Site	W-L	Result
2/8/20	N1	L	4-5
2/9/24	N2	W	3-2

N1 - Orlando, Fla.; N2 - Clearwater, Fla.

JACKSONVILLE

Overall..... 1-0
 at Clemson 1-0
 at Jacksonville 0-0
 at Neutral 0-0
 Longest CU Win Streak 1⁽²⁰²³⁾
 Longest JU Win Streak N/A

Date	Site	W-L	Result
3/11/23	H	W	9-0 ⁽⁵⁾

KANSAS CITY

Overall..... 1-0
 at Clemson 0-0
 at Kansas City..... 0-0
 at Neutral 1-0
 Longest CU Win Streak 1⁽²⁰²³⁾
 Longest KC Win Streak..... N/A

Date	Site	W-L	Result
2/11/23	N1	W	8-1

N1 - Miami, Fla.

KENT STATE

Overall..... 1-0
 at Clemson 0-0
 at Kent State..... 0-0
 at Neutral 1-0
 Longest CU Win Streak 1⁽²⁰²²⁾
 Longest KENT Win Streak N/A

Date	Site	W-L	Result
2/11/22	N1	W	8-0 ⁽⁵⁾

N1 - Fort Myers, Fla.

LIBERTY

Overall..... 3-1
 at Clemson 2-0
 at Liberty 0-1
 at Neutral 1-0
 Longest CU Win Streak 2⁽²⁰²²⁾
 Longest LIBERTY Win Streak... 1⁽²⁰²²⁾

Date	Site	W-L	Result
3/13/22	H	W	5-4 ⁽⁸⁾
3/14/22	H	W	1-0 ⁽⁸⁾
4/26/23	A	L	4-5 ^(6,1)
2/10/24	N1	W	7-3

N1 - Clearwater, Fla.

LONG ISLAND

Overall..... 1-0
 at Clemson 0-0
 at Long Island 0-0
 at Neutral 1-0
 Longest CU Win Streak 1⁽²⁰²²⁾
 Longest LIU Win Streak..... N/A

Date	Site	W-L	Result
2/12/22	N1	W	8-0 ⁽⁶⁾

N1 - Fort Myers, Fla.

LONGWOOD

Overall..... 1-0
 at Clemson 1-0
 at Longwood 0-0
 at Neutral 0-0
 Longest CU Win Streak 1⁽²⁰²⁴⁾
 Longest LONG Win Streak N/A

Date	Site	W-L	Result
3/9/24	H	W	9-1 ⁽⁶⁾

LOUISIANA

Overall..... 1-0
 at Clemson 1-0
 at Louisiana 0-0
 at Neutral 0-0
 NCAA Tournament Games..... 1-0
 Longest CU Win Streak 1⁽²⁰²²⁾
 Longest LA Win Streak N/A

Date	Site	W-L	Result
5/22/22	\$	H	W 8-0 ⁽⁵⁾

LOUISVILLE

Overall..... 8-2
 at Clemson 2-1
 at Louisville 6-1
 at Neutral 0-0
 ACC Tournament Games 0-0
 Longest CU Win Streak 6⁽²⁰²¹⁻²²⁾
 Longest LOU Win Streak .. 1^(2022 & 2024)

Date	Site	W-L	Result
3/19/21	*	A	W 4-0 ⁽¹¹⁾
3/20/21 ⁽¹⁾	*	A	W 2-1
3/20/21 ⁽²⁾	*	A	W 6-1
3/21/21	*	A	W 4-2
3/25/22	*	H	W 5-2
3/26/22	*	H	W 8-0 ⁽⁵⁾
3/27/22	*	H	L 2-4 ⁽⁸⁾
4/26/24	*	A	W 6-5
4/27/24	*	A	L 3-6
4/28/24	*	A	W 11-5

MARYLAND

Overall..... 2-0
 at Clemson 2-0
 at Maryland 0-0
 at Neutral 0-0
 Longest CU Win Streak 2⁽²⁰²¹⁾
 Longest UMD Win Streak N/A

Date	Site	W-L	Result
2/14/21	H	W	5-1
2/15/21	H	W	21-2 ⁽⁵⁾

MERCER

Overall..... 3-0
 at Clemson 3-0
 at Mercer 0-0
 at Neutral 0-0
 Longest CU Win Streak 3⁽²⁰²²⁻²⁴⁾
 Longest MER Win Streak..... N/A

Date	Site	W-L	Result
3/9/22	H	W	3-0
3/8/23	H	W	18-0 ⁽⁵⁾
3/8/24	H	W	7-2

RESULTS BY OPPONENT

MIAMI (OHIO)

Overall..... 1-0
 at Clemson 1-0
 at Miami (OH) 0-0
 at Neutral 0-0
 Longest CU Win Streak 1⁽²⁰²²⁾
 Longest MIA Win Streak N/A

Date	Site	W-L	Result
2/24/24	H	W	10-1 ⁽⁵⁾

MICHIGAN STATE

Overall..... 4-0
 at Clemson 2-0
 at Michigan State..... 0-0
 at Neutral 2-0
 Longest CU Win Streak 4⁽²⁰²¹⁻²³⁾
 Longest MSU Win Streak..... N/A

Date	Site	W-L	Result
2/15/21	H	W	2-1
2/16/21	H	W	8-4
2/25/23	N1	W	4-1
2/26/23	N1	W	8-0 ⁽⁵⁾

N1 - Tampa, Fla.

MINNESOTA

Overall..... 1-1
 at Clemson 1-1
 at Minnesota..... 0-0
 at Neutral 0-0
 Longest CU Win Streak 1⁽²⁰²⁴⁾
 Longest MINN Win Streak 1⁽²⁰²⁴⁾

Date	Site	W-L	Result
3/7/24 ⁽¹⁾	H	L	3-5 ⁽⁹⁾
3/7/24 ⁽²⁾	H	W	3-1

MISSISSIPPI STATE

Overall..... 0-1
 at Clemson 0-0
 at Mississippi State..... 0-0
 at Neutral 0-1
 Longest CU Win Streak N/A
 Longest MS Win Streak 1⁽²⁰²⁴⁾

Date	Site	W-L	Result
2/17/24	N1	L	3-6

N1 - Puerto Vallarta, Mexico

MISSOURI

Overall..... 0-1
 at Clemson 0-0
 at Missouri..... 0-0
 at Neutral 0-1
 Longest CU Win Streak N/A
 Longest MIZ Win Streak 1⁽²⁰²⁴⁾

Date	Site	W-L	Result
2/11/24	N1	L	1-4

N1 - Clearwater, Fla.

MISSOURI STATE

Overall..... 1-0
 at Clemson 0-0
 at Missouri State..... 0-0
 at Neutral 1-0
 Longest CU Win Streak 1⁽²⁰²⁴⁾
 Longest MIZST Win Streak N/A

Date	Site	W-L	Result
2/8/24	N1	W	12-0 ⁽⁵⁾

N1 - Clearwater, Fla.

MORGAN STATE

Overall..... 1-0
 at Clemson 0-0
 at Morgan State..... 0-0
 at Neutral 1-0
 Longest CU Win Streak 1⁽²⁰²⁰⁾
 Longest MSUSB Win Streak N/A

Date	Site	W-L	Result
2/23/20	N1	W	6-3

N1 - Kissimmee, Fla.

NORTH CAROLINA

Overall..... 11-0
 at Clemson 7-0
 at North Carolina 3-0
 at Neutral 1-0
 ACC Tournament Games 1-0
 Longest CU Win Streak 11⁽²⁰²¹⁻²⁴⁾
 Longest NC Win Streak N/A

Date	Site	W-L	Result
4/1/21	*	H	W 4-1
4/2/21 ⁽¹⁾	*	H	W 6-1
4/2/21 ⁽²⁾	*	H	W 12-1 ⁽⁵⁾
4/3/21	*	H	W 9-1 ⁽⁶⁾
4/1/22	*	A	W 12-4
4/2/22	*	A	W 7-0
4/3/22	*	A	W 12-4 ⁽⁵⁾
5/11/23	+ N1	W	2-1 ⁽⁸⁾
3/15/24	*	H	W 5-0
3/16/24	*	H	W 4-1
3/17/24	*	H	W 9-1 ⁽⁵⁾

N1 - Notre Dame, Ind.

NC STATE

Overall..... 8-2
 at Clemson 6-1
 at NC State 2-1
 at Neutral 0-0
 ACC Tournament Games 0-0
 Longest CU Win Streak 6⁽²⁰²¹⁻²³⁾
 Longest NCST Win Streak 2⁽²⁰²³⁻²⁴⁾

Date	Site	W-L	Result
4/23/21 ⁽¹⁾	*	H	W 9-3
4/23/21 ⁽²⁾	*	H	W 4-3
4/25/21 ⁽¹⁾	*	H	W 4-3
4/25/21 ⁽²⁾	*	H	W 4-3
4/14/23	*	A	W 4-1 ⁽⁸⁾
4/15/23	*	A	W 6-3
4/16/23	*	A	L 5-7
3/2/24 ⁽¹⁾	*	H	L 1-6
3/2/24 ⁽²⁾	*	H	W 8-0 ⁽⁵⁾
3/3/24	*	H	W 14-9

NORTH FLORIDA

Overall..... 1-0
 at Clemson 0-0
 at North Florida..... 1-0
 at Neutral 0-0
 Longest CU Win Streak 1⁽²⁰²¹⁾
 Longest UNF Win Streak N/A

Date	Site	W-L	Result
2/12/21	A	W	4-3

NORTHWESTERN

Overall..... 2-1
 at Clemson 2-0
 at Northwestern..... 0-0
 at Neutral 0-1
 Longest CU Win Streak 2⁽²⁰²³⁾
 Longest NU Win Streak 1⁽²⁰²²⁾

Date	Site	W-L	Result
2/19/22	N1	L	0-7
2/17/23	H	W	15-2 ⁽⁵⁾
2/18/23	H	W	3-2

N1 - Clearwater, Fla.

NOTRE DAME

Overall..... 5-2
 at Clemson 2-1
 at Notre Dame 2-1
 at Neutral 1-0
 ACC Tournament Games 1-0
 Longest CU Win Streak 4⁽²⁰²²⁻²⁴⁾
 Longest ND Win Streak 1^(2022 & 2024)

Date	Site	W-L	Result
4/14/22	*	H	W 3-2
4/15/22	*	H	L 0-4
4/16/22	*	H	W 2-1
5/12/22	+ N1	W	7-3
4/19/24	*	A	W 8-5 ⁽¹⁰⁾
4/20/24	*	A	W 11-6
4/21/24	*	A	L 5-6

N1 - Pittsburgh, Pa.

OAKLAND

Overall..... 0-1
 at Clemson 0-0
 at Oakland 0-0
 at Neutral 0-1
 Longest CU Win Streak N/A
 Longest OAKLAND Win Streak 1⁽²⁰²⁰⁾

Date	Site	W-L	Result
2/22/21	N1	L	2-4

N1 - Kissimmee, Fla.

OHIO STATE

Overall..... 2-0
 at Clemson 2-0
 at Ohio State..... 0-0
 at Neutral 0-0
 Longest CU Win Streak 2⁽²⁰²³⁾
 Longest OSU Win Streak N/A

Date	Site	W-L	Result
2/18/23	H	W	5-1
2/19/23	H	W	10-0 ⁽⁵⁾

OKLAHOMA

Overall..... 0-2
 at Clemson 0-0
 at Oklahoma 0-2
 at Neutral 0-0
 NCAA Tournament Games..... 0-2
 Longest CU Win Streak N/A
 Longest OU Win Streak 2⁽²⁰²³⁾

Date	Site	W-L	Result
5/26/23	#	A	L 2-9
5/27/23	#	A	L 7-8 ⁽⁹⁾

OKLAHOMA STATE

Overall..... 0-2
 at Clemson 0-0
 at Oklahoma State 0-2
 at Neutral 0-0
 NCAA Tournament Games..... 0-2
 Longest CU Win Streak N/A
 Longest OKST Win Streak 2⁽²⁰²²⁾

Date	Site	W-L	Result
5/26/22	#	A	L 0-2
5/27/22	#	A	L 1-5

OLE MISS

Overall..... 2-0
 at Clemson 2-0
 at Ole Miss 0-0
 at Neutral 0-0
 Longest CU Win Streak 2⁽²⁰²⁴⁾
 Longest OLE Win Streak N/A

Date	Site	W-L	Result
2/23/24	H	W	9-1 ⁽⁶⁾
2/25/24	H	W	5-0

OREGON

Overall..... 0-0
 at Clemson 0-0
 at Oregon 0-0
 at Neutral 1-0
 Longest CU Win Streak 1⁽²⁰²⁴⁾
 Longest ORE Win Streak N/A

Date	Site	W-L	Result
2/10/24	N1	W	3-2

N1 - Clearwater, Fla.

PITTSBURGH

Overall..... 8-1
 at Clemson 5-1
 at Pittsburgh..... 3-0
 at Neutral 0-0
 ACC Tournament Games 0-0
 Longest CU Win Streak 6⁽²⁰²²⁻²³⁾
 Longest UP Win Streak 1⁽²⁰²⁰⁾

Date	Site	W-L	Result
3/6/20	*	H	W 9-1 ⁽⁵⁾
3/7/20	*	H	W 7-2
3/8/20	*	H	L 2-8
4/8/22	*	A	W 8-0 ⁽⁵⁾
4/9/22	*	A	W 6-5
4/10/22	*	A	W 11-3 ⁽⁵⁾
4/21/23	*	H	W 3-2
4/22/23	*	H	W 2-0
4/23/23	*	H	W 11-2 ⁽⁶⁾

PRESBYTERIAN COLLEGE

Overall..... 1-0
 at Clemson 1-0
 at Presbyterian College 0-0
 at Neutral 0-0
 Longest CU Win Streak 1⁽²⁰²⁰⁾
 Longest PC Win Streak N/A

Date	Site	W-L	Result
3/10/20	H	W	5-0

SOUTHEASTERN LOUISIANA

Overall..... 0-2
 at Clemson 0-0
 at Southeastern Louisiana 0-0
 at Neutral 0-2
 NCAA Tournament Games..... 0-2
 Longest CU Win Streak N/A
 Longest SLU Win Streak 2⁽²⁰²⁴⁾

Date	Site	W-L	Result
5/17/24	\$	N1	L 2-6
5/18/24	\$	N1	L 2-6

N1 - Tuscaloosa, Ala.

SOUTH CAROLINA

Overall..... 6-1
 at Clemson 2-1
 at South Carolina 4-0
 at Neutral 0-0
 Longest CU Win Streak 5⁽²⁰²¹⁻²³⁾
 Longest SC Win Streak 1⁽²⁰²⁴⁾

Date	Site	W-L	Result
4/21/21	A	W	6-0
3/30/22	H	W	8-1
4/12/22	A	W	3-1
3/28/23	H	W	10-0 ⁽⁵⁾
4/11/23	A	W	4-3
3/20/24	H	L	4-6 ⁽¹²⁾
4/9/24	A	W	7-0

ST. FRANCIS

Overall..... 1-0
 at Clemson 1-0
 at St. Francis..... 0-0
 at Neutral 0-0
 Longest CU Win Streak 1⁽²⁰²²⁾
 Longest SFPA Win Streak N/A

Date	Site	W-L	Result
2/25/22	H	W	2-0

ST. JOHN'S

Overall..... 2-0
 at Clemson 0-0
 at St. John's..... 0-0
 at Neutral 2-0
 Longest CU Win Streak 2⁽²⁰²⁰⁾
 Longest SJU Win Streak N/A

Date	Site	W-L	Result
2/7/20	N1	W	6-2
2/9/20	N1	W	19-9

N1 - Orlando, Fla.

STETSON

Overall..... 1-0
 at Clemson 0-0
 at Stetson 0-0
 at Neutral 1-0
 Longest CU Win Streak 1⁽²⁰²⁰⁾
 Longest STET Win Streak N/A

Date	Site	W-L	Result
2/22/20	N1	W	8-6

N1 - Kissimmee, Fla.

SYRACUSE

Overall..... 9-1
 at Clemson 3-0
 at Syracuse 6-1
 at Neutral 0-0
 ACC Tournament Games 0-0
 Longest CU Win Streak 7⁽²⁰²¹⁻²⁴⁾
 Longest SYR Win Streak 1⁽²⁰²¹⁾

Date	Site	W-L	Result
5/7/21	*	A	W 4-2
5/8/21 ⁽¹⁾	*	A	W 4-2
5/8/21 ⁽²⁾	*	A	L 6-7
5/9/21	*	A	W 19-2 ⁽⁵⁾
3/4/23 ⁽¹⁾	*	H	W 4-1
3/4/23 ⁽²⁾	*	H	W 8-0 ⁽⁵⁾
3/5/23	*	H	W 1-0
4/6/24	*	A	W 13-2 ⁽⁵⁾
4/7/24 ⁽¹⁾	*	A	W 10-1 ⁽⁶⁾
4/7/24 ⁽²⁾	*	A	W 7-1

TENNESSEE

Overall..... 1-2
 at Clemson 0-1
 at Tennessee..... 0-0
 at Neutral 1-1
 Longest CU Win Streak 1⁽²⁰²²⁾
 Longest UT Win Streak 2⁽²⁰²³⁻²⁴⁾

Date	Site	W-L	Result
1/18/22	N1	W	4-3 ⁽⁹⁾
2/25/23	N2	L	0-1
3/5/24	H	L	1-2 ⁽⁹⁾

N1 - Clearwater, Fla.; N2 - Tampa, Fla.

TEXAS

Overall..... 0-1
 at Clemson 0-0
 at Texas 0-0
 at Neutral 0-1
 Longest CU Win Streak N/A
 Longest TEXAS Win Streak 1⁽²⁰²²⁾

Date	Site	W-L	Result
2/11/22	N1	L	0-4

N1 - Fort Myers, Fla.

TEXAS TECH

Overall..... 1-0
 at Clemson 0-0
 at Texas Tech..... 0-0
 at Neutral 1-0
 Longest CU Win Streak 1⁽²⁰²²⁾
 Longest TTU Win Streak N/A

Date	Site	W-L	Result
2/17/22	N1	W	8-0 ⁽⁵⁾

N1 - Clearwater, Fla.

TROY

Overall..... 3-0
 at Clemson 0-0
 at Troy 0-0
 at Neutral 3-0
 NCAA Tournament Games..... 2-0
 Longest CU Win Streak 3⁽²⁰²⁰⁻²¹⁾
 Longest TROY Win Streak N/A

Date	Site	W-L	Result
2/21/20	N1	W	10-1 ⁽⁵⁾
5/21/21	\$	N2	W 8-0 ⁽⁵⁾
5/22/21	\$	N2	W 4-2

N1 - Kissimmee, Fla.; N2 - Tuscaloosa, Ala.

UCF

Overall..... 0-1
 at Clemson 0-0
 at Central Florida 0-1
 at Neutral 0-0
 Longest CU Win Streak N/A
 Longest UCF Win Streak 1⁽²⁰²⁰⁾

Date	Site	W-L	Result
2/8/20	A	L	0-8 ⁽⁵⁾

RESULTS BY OPPONENT

UCONN

Overall..... 1-0
 at Clemson 1-0
 at UConn 0-0
 at Neutral 0-0
 Longest CU Win Streak 1⁽²⁰²⁴⁾
 Longest UCONN Win Streak..... N/A

Date	Site	W-L	Result
2/24/24	H	W	3-2 ⁽⁸⁾

UC SAN DIEGO

Overall..... 1-0
 at Clemson 0-0
 at UC San Diego..... 0-0
 at Neutral 1-0
 Longest CU Win Streak 1⁽²⁰²⁴⁾
 Longest UCSD Win Streak..... N/A

Date	Site	W-L	Result
2/14/24	N1	W	6-4

N1 - Puerto Vallarta, Mexico

UIC

Overall..... 1-0
 at Clemson 0-0
 at UIC 0-0
 at Neutral 1-0
 Longest CU Win Streak 1⁽²⁰²³⁾
 Longest UIC Win Streak N/A

Date	Site	W-L	Result
2/24/23	N1	W	9-2

N1 - Tampa, Fla.

UNCG

Overall..... 3-1
 at Clemson 3-0
 at UNCG 0-1
 at Neutral 0-0
 NCAA Tournament Games..... 1-0
 Longest CU Win Streak 3⁽²⁰²³⁾
 Longest UNCG Win Streak..... 1⁽²⁰²⁰⁾

Date	Site	W-L	Result
2/18/20	A	L	2-3
3/10/23	H	W	3-0
3/11/23	H	W	6-1
5/19/23	\$	H	W 17-2 ⁽⁵⁾

UNCW

Overall..... 1-0
 at Clemson 1-0
 at UNCW 0-0
 at Neutral 0-0
 NCAA Tournament Games..... 1-0
 Longest CU Win Streak 1⁽²⁰²²⁾
 Longest UNCW Win Streak..... N/A

Date	Site	W-L	Result
5/20/22	\$	H	W 9-0 ⁽⁵⁾

USC UPSTATE

Overall..... 1-0
 at Clemson 0-0
 at USC Upstate..... 0-0
 at Neutral 1-0
 Longest CU Win Streak 1⁽²⁰²⁴⁾
 Longest UPSTATE Win Streak..... N/A

Date	Site	W-L	Result
5/18/24	\$	N1	W 8-0 ⁽⁶⁾

N1 - Tuscaloosa, Ala.

USF

Overall..... 1-0
 at Clemson 0-0
 at South Florida 1-0
 at Neutral 0-0
 Longest CU Win Streak 1⁽²⁰²³⁾
 Longest USF Win Streak..... N/A

Date	Site	W-L	Result
2/23/23	A	W	6-0

VILLANOVA

Overall..... 0-1
 at Clemson 0-0
 at Villanova..... 0-0
 at Neutral 0-1
 Longest CU Win Streak N/A
 Longest VU Win Streak..... 1⁽²⁰²⁰⁾

Date	Site	W-L	Result
2/21/20	N1	L	1-2

N1 - Kissimmee, Fla.

VIRGINIA

Overall..... 12-2
 at Clemson 6-0
 at Virginia 5-2
 at Neutral 1-0
 ACC Tournament Games 1-0
 Longest CU Win Streak 10⁽²⁰²⁰⁻²³⁾
 Longest VA Win Streak..... 1⁽²⁰²⁴⁾

Date	Site	W-L	Result
2/28/20	* H	W	8-7
2/29/20	* H	W	8-4
3/1/20	* H	W	12-3 ⁽⁶⁾
3/5/21	* A	W	9-1 ⁽⁵⁾
3/6/21 ⁽¹⁾	* A	W	5-3
3/6/21 ⁽²⁾	* A	W	4-2
3/7/21	* A	W	8-1
3/18/23 ⁽¹⁾	* H	W	4-1
3/18/23 ⁽²⁾	* H	W	1-0
3/19/23	* H	W	2-0
3/22/24	* A	L	4-6
3/23/24	* A	W	5-1
3/24/24	* A	L	0-3
5/9/24	+ N1	W	8-1

N1 - Durham, N.C.

VIRGINIA TECH

Overall..... 4-7
 at Clemson 1-5
 at Virginia Tech..... 1-2
 at Neutral 2-0
 ACC Tournament Games 2-0
 Longest CU Win Streak¹..... 2^(2021, 2022 & 2023)
 Longest VT Win Streak 3⁽²⁰²²⁾

Date	Site	W-L	Result
2/18/21	* H	W	8-1
2/19/21 ⁽¹⁾	* H	L	0-9 ⁽⁵⁾
2/19/21 ⁽²⁾	* H	L	1-4
5/14/21	+ N1	W	2-0
3/4/22	* H	L	1-6
3/5/22	* H	L	0-4
3/6/22	* H	L	2-4
5/13/22	+ N2	W	4-1
4/28/23	* A	L	4-5 ^(6,2)
4/29/23	* A	L	1-3
4/30/23	* A	W	5-4

N1 - Louisville, Ky., N2 - Pittsburgh, Pa.

WASHINGTON

Overall..... 1-0
 at Clemson 0-0
 at Washington..... 0-0
 at Neutral 1-0
 Longest CU Win Streak 1⁽²⁰²²⁾
 Longest WASH Win Streak N/A

Date	Site	W-L	Result
2/20/22	N1	W	2-0

N1 - Clearwater, Fla

WESTERN CAROLINA

Overall..... 1-1
 at Clemson 1-1
 at Western Carolina..... 0-0
 at Neutral 0-0
 Longest CU Win Streak 1⁽²⁰²⁰⁾
 Longest WCU Win Streak 1⁽²⁰²⁰⁾

Date	Site	W-L	Result
2/12/20 ⁽¹⁾	H	L	0-2
2/12/20 ⁽²⁾	H	W	8-0 ⁽⁵⁾

WICHITA STATE

Overall..... 1-0
 at Clemson 0-0
 at Wichita State 0-0
 at Neutral 1-0
 Longest CU Win Streak 1⁽²⁰²⁴⁾
 Longest WST Win Streak..... N/A

Date	Site	W-L	Result
2/14/24	N1	W	7-0

N1 - Puerto Vallarta, Mexico

WINTHROP

Overall..... 5-0
 at Clemson 5-0
 at Winthrop..... 0-0
 at Neutral 0-0
 Longest CU Win Streak 5⁽²⁰²¹⁻²⁴⁾
 Longest WINT Win Streak..... N/A

Date	Site	W-L	Result
4/13/21 ⁽¹⁾	H	W	9-0
4/13/21 ⁽²⁾	H	W	6-2
3/15/22	H	W	8-0 ⁽⁵⁾
3/18/23	H	W	2-0
4/16/24	H	W	4-0

WISCONSIN

Overall..... 0-1
 at Clemson 0-0
 at Wisconsin 0-0
 at Neutral 0-1
 Longest CU Win Streak N/A
 Longest WIS Win Streak 1⁽²⁰²²⁾

Date	Site	W-L	Result
2/19/22	N1	L	1-2 ⁽⁸⁾

N1 - Clearwater, Fla

* ACC Regular-Season Game
 + ACC Tournament
 \$ NCAA Regional
 # NCAA Super Regional



AGAINST ALL OPPONENTS

Opponent (First Game - Last Game)	G	W	L	T	Win %	^CU	^Opp	Home	Away	Neutral
Akron (2022-2022)	1	1	0	0	1.000	10	5	1-0	0-0	0-0
Alabama (2021-2021)	2	0	2	0	.000	0	11	0-0	0-2	0-0
Auburn (2022-2023)	4	3	1	0	.750	15	6	3-1	0-0	0-0
Boston College (2021-2024)	10	9	1	0	.900	69	18	6-1	3-0	0-0
Boston University (2022-2022)	2	2	0	0	1.000	15	3	2-0	0-0	0-0
Bryant (2023-2023)	1	1	0	0	1.000	10	1	1-0	0-0	0-0
Charlotte (2020-2024)	5	5	0	0	1.000	38	12	3-0	2-0	0-0
Duke (2020-2024)	14	3	11	0	.214	38	64	2-5	1-3	0-3
East Tennessee State (2022-2022)	1	1	0	0	1.000	6	2	1-0	0-0	0-0
Elon (2021-2021)	3	3	0	0	1.000	21	0	3-0	0-0	0-0
Florida Gulf Coast (2022-2022)	1	1	0	0	1.000	11	0	0-0	1-0	0-0
FIU (2023-2023)	2	2	0	0	1.000	14	1	0-0	2-0	0-0
Florida State (2022-2023)	7	0	7	0	.000	19	40	0-3	0-3	0-1
Fordham (2024-2024)	1	1	0	0	1.000	12	0	1-0	0-0	0-0
Furman (2021-2024)	8	7	1	0	.875	49	8	6-1	1-0	0-0
Gardner-Webb (2022-2024)	4	4	0	0	1.000	26	1	4-0	0-0	0-0
Georgia (2020-2024)	4	2	2	0	.500	14	7	2-0	0-2	0-0
Georgia State (2023-2023)	2	2	0	0	1.000	22	5	0-0	0-0	2-0
Georgia Tech (2021-2023)	10	10	0	0	1.000	57	17	3-0	6-0	1-0
Illinois (2022-2022)	2	2	0	0	1.000	7	1	2-0	0-0	0-0
Illinois State (2021-2021)	1	1	0	0	1.000	11	0	0-0	0-0	1-0
Indiana (2020-2024)	2	1	1	0	.500	7	7	0-0	0-0	1-1
Jacksonville (2023)	1	1	0	0	1.000	9	0	1-0	0-0	0-0
Kansas City (2023-2023)	1	1	0	0	1.000	8	1	0-0	0-0	0-1
Kent State (2022-2022)	1	1	0	0	1.000	8	0	0-0	0-0	1-0
Liberty (2022-2024)	4	3	1	0	.750	17	12	2-0	0-1	1-0
Long Island (2022-2022)	1	1	0	0	1.000	8	0	0-0	0-0	1-0
Longwood (2024-2024)	1	1	0	0	1.000	9	1	1-0	0-0	0-0
Louisiana (2022-2022)	1	1	0	0	1.000	8	0	1-0	0-0	0-0
Louisville (2021-2024)	10	8	2	0	.800	51	26	2-1	6-1	0-0
Maryland (2021-2021)	2	2	0	0	1.000	26	3	2-0	0-0	0-0
Mercer (2022-2024)	3	3	0	0	1.000	28	2	3-0	0-0	0-0
Miami (Ohio) (2024-2024)	1	1	0	0	1.000	10	1	1-0	0-0	0-0
Michigan State (2021-2023)	4	4	0	0	1.000	22	6	2-0	0-0	2-0
Minnesota (2024-2024)	2	1	1	0	.500	6	6	1-1	0-0	0-0
Mississippi State (2024-2024)	1	0	1	0	.000	3	6	0-0	0-0	0-1
Missouri (2024-2024)	1	0	1	0	.000	1	4	0-0	0-0	0-1
Missouri State (2024-2024)	1	1	0	0	1.000	12	0	0-0	0-0	1-0
Morgan State (2020-2020)	1	1	0	0	1.000	6	3	0-0	0-0	1-0
North Carolina (2021-2024)	11	11	0	0	1.000	82	15	7-0	3-0	1-0
NC State (2021-2024)	10	8	2	0	.800	59	38	6-1	2-1	0-0
North Florida (2021-2021)	1	1	0	0	1.000	4	3	0-0	1-0	0-0
Northwestern (2022-2023)	3	2	1	0	.667	18	11	2-0	0-0	0-1
Notre Dame (2022-2024)	7	5	2	0	.714	36	27	2-1	2-1	1-0
Oakland (2020-2020)	1	0	1	0	.000	2	4	0-0	0-0	0-1
Ohio State (2023-2023)	2	2	0	0	1.000	15	1	2-0	0-0	0-0
Oklahoma (2023-2023)	2	0	2	0	.000	9	17	0-0	0-2	0-0
Oklahoma State (2022-2022)	2	0	2	0	.000	1	7	0-0	0-2	0-0
Ole Miss (2024-2024)	2	2	0	0	1.000	14	1	2-0	0-0	0-0
Oregon (2024-2024)	1	1	0	0	1.000	3	2	0-0	0-0	1-0
Pittsburgh (2020-2023)	9	8	1	0	.889	60	23	5-1	3-0	0-0
Presbyterian College (2020-2020)	1	1	0	0	1.000	5	0	1-0	0-0	0-0
Southeastern Louisiana (2024-2024)	2	0	2	0	.000	4	12	0-0	0-0	0-2
South Carolina (2021-2024)	7	6	1	0	.857	42	11	2-1	4-0	0-0
St. Francis (2022-2022)	1	1	0	0	1.000	2	0	1-0	0-0	0-0
St. John's (2020-2021)	2	2	0	0	1.000	25	11	0-0	0-0	2-0
Stetson (2020-2020)	1	1	0	0	1.000	8	6	0-0	0-0	1-0
Syracuse (2021-2024)	10	9	1	0	.900	70	18	3-0	6-1	0-0
Tennessee (2022-2024)	3	1	2	0	.333	5	6	0-1	0-0	1-1
Texas (2022-2022)	1	0	1	0	.000	0	4	0-0	0-0	0-1
Texas Tech (2022-2022)	1	1	0	0	1.000	8	0	0-0	0-0	1-0
Troy (2020-2021)	3	3	0	0	1.000	22	3	0-0	0-0	3-0
UCF (2020-2020)	1	0	1	0	.000	0	8	0-0	0-1	0-0
UConn (2024-2024)	1	1	0	0	1.000	3	2	1-0	0-0	0-0
UC San Diego (2024-2024)	1	1	0	0	1.000	6	4	0-0	0-0	1-0
UIC (2023-2023)	1	1	0	0	1.000	9	2	0-0	0-0	1-0
UNCG (2020-2023)	4	3	1	0	.750	28	6	3-0	0-1	0-0
UNCW (2022-2022)	1	1	0	0	1.000	9	0	1-0	0-0	0-0
USC Upstate (2024-2024)	1	1	0	0	1.000	8	0	0-0	0-0	1-0
USF (2023-2023)	1	1	0	0	1.000	6	0	0-0	1-0	0-0
Villanova (2020-2020)	1	0	1	0	.000	1	2	0-0	0-0	0-1
Virginia (2020-2024)	14	12	2	0	.857	78	33	6-0	5-2	1-0
Virginia Tech (2021-2023)	11	4	7	0	.364	28	41	1-5	1-2	2-0
Washington (2022-2022)	1	1	0	0	1.000	2	0	0-0	0-0	1-0
Western Carolina (2020-2020)	2	1	1	0	.500	8	2	1-1	0-0	0-0
Wichita State (2024-2024)	1	1	0	0	1.000	7	0	0-0	0-0	1-0
Winthrop (2021-2024)	5	5	0	0	1.000	29	2	5-0	0-0	0-0
Wisconsin (2022-2022)	1	0	1	0	.000	1	2	0-0	0-0	0-1
Totals (2020-2023)	253	189	64	0	.747	1,425	604	107-24	50-25	32-15

^ - Runs



RESULTS BY DATE

FEBRUARY					
Day	W-L	Win %	Home	Away	Neutral
1					
2					
3					
4					
5					
6					
7	1-1	.500			1-1
8	1-2	.222		0-1	1-1
9	3-0	1.000		1-0	2-0
10	4-0	1.000			4-0
11	3-2	.600			3-2
12	5-1	.833	1-1	2-0	2-0
13					
14	3-0	1.000	1-0		2-0
15	2-0	1.000	2-0		
16	1-0	1.000	1-0		
17	2-1	.666	1-0		1-1
18	4-1	.800	3-0	0-1	1-0
19	1-4	.200	1-2		0-2
20	2-0	.1000		1-0	1-0
21	5-1	.833	1-0	3-0	1-1
22	1-1	.500			1-1
23	4-0	1.000	1-0	2-0	1-0
24	3-0	1.000	2-0		1-0
25	4-1	.800	3-0		1-1
26	4-0	1.000	3-0		1-0
27	2-0	1.000	2-0		
28	2-1	.666	2-0	0-1	
29	1-0	1.000	1-0		
Totals	58-16	.784	25-3	9-3	24-10

MARCH					
Day	W-L	Win %	Home	Away	Neutral
1	4-0	1.000	4-0		
2	1-1	.500	1-1		
3	1-0	1.000	1-0		
4	4-1	.800	4-1		
5	2-2	.500	1-2	1-0	
6	3-1	.750	1-1	2-0	
7	3-1	.750	2-1	1-0	
8	2-1	.666	2-1		
9	2-0	1.000	2-0		
10	4-0	1.000	4-0		

11	2-0	1.000	2-0		
12	2-0	1.000	2-0		
13	5-0	1.000	5-0		
14	1-0	1.000	1-0		
15	3-0	1.000	3-0		
16	1-0	1.000	1-0		
17	1-0	1.000	1-0		
18	2-1	.667	2-0	0-1	
19	3-0	1.000	1-0	2-0	
20	2-2	.500	0-1	2-1	
21	1-0	1.000		1-0	
22	0-1	.000		0-1	
23	1-1	.500		1-1	
24	1-1	.500		1-1	
25	2-0	1.000	1-0	1-0	
26	2-2	.500	1-2	1-0	
27	1-1	.500	1-1		
28	3-0	1.000	3-0		
29	0-1	.000	0-1		
30	2-0	1.000	2-0		
31	2-0	1.000		2-0	
Totals	63-17	.788	48-12	15-5	0-0

APRIL					
Day	W-L	Win %	Home	Away	Neutral
1	2-0	1.000	1-0	1-0	
2	4-1	.800	2-1	2-0	
3	2-0	1.000	1-0	1-0	
4					
5	1-0	1.000	1-0		
6	3-2	.600	2-2	1-0	
7	2-1	.666	0-1	2-0	
8	1-0	1.000		1-0	
9	2-0	1.000		2-0	
10	1-0	1.000		1-0	
11	1-0	1.000		1-0	
12	1-1	.500	0-1	1-0	
13	2-1	.666	2-1		
14	2-1	.666	1-1	1-0	
15	1-1	.500	0-1	1-0	
16	3-1	.750	3-0	0-1	
17	2-0	1.000	2-0		
18	2-0	1.000	2-0		
19	1-0	1.000		1-0	
20	1-0	1.000		1-0	

21	2-2	.500	1-0	1-2	
22	1-1	.500	1-0	0-1	
23	3-1	.750	3-0	0-1	
24					
25	2-0	1.000	2-0		
26	1-1	.500		1-1	
27	1-1	.500	1-0	0-1	
28	1-1	.500		1-1	
29	1-1	.500	1-0	0-1	
30	2-0	1.000	1-0	1-0	
Totals	48-17	.738	27-8	21-9	0-0

MAY					
Day	W-L	Win %	Home	Away	Neutral
1	1-0	1.000	1-0		
2					
3					
4					
5					
6					
7	1-0	1.000		1-0	
8	1-1	.500		1-1	
9	2-0	1.000		1-0	1-0
10	0-1	.000			0-1
11	1-0	1.000			1-0
12	1-1	.500			1-1
13	2-0	1.000			2-0
14	1-1	.500			1-1
15	0-1	.000			0-1
16					
17	0-1	.000			0-1
18	1-1	.500			1-1
19	1-0	1.000	1-0		
20	2-0	1.000	2-0		
21	3-1	.750	2-1		1-0
22	2-1	.666	1-0	0-1	1-0
23	0-1	.000		0-1	
24					
25					
26	0-2	.000		0-2	
27	0-2	.000		0-2	
28					
29					
30					
31					
Totals	19-14	.576	7-1	3-7	9-6

ALL-TIME BY DAY							
YEAR	MONDAY	TUESDAY	WEDNESDAY	THURSDAY	FRIDAY	SATURDAY	SUNDAY
2020	0-0	1-1	4-1	0-0	5-2	5-3	4-1
2021	0-0	2-0	1-0	3-0	13-4	15-3	10-1
2022	1-0	3-0	6-1	4-2	10-6	11-5	7-3
2023	0-0	5-0	5-1	3-2	11-4	15-3	10-2
2024	0-0	2-2	4-2	4-1	6-5	12-5	7-4
Totals	1-0	13-3	20-5	14-5	45-21	58-19	38-11



MISCELLANEOUS RESULTS

RUN-RULE VICTORIES

Date	Opponent	Innings	Score
2/12/20	Western Carolina	5	8-0
2/15/20	Maryland	5	21-2
2/21/20	vs. Troy	5	10-1
3/1/20	Virginia	6	12-3
3/4/20	Charlotte	5	11-2
3/6/20	Pittsburgh	5	9-1
2/12/21	vs. Illinois State	5	11-0
2/27/21	Elon	5	10-0
2/28/21	Elon	5	8-0
3/5/21	at Virginia	5	9-1
3/12/21	Furman	6	8-0
4/2/21	North Carolina	5	12-1
4/3/21	North Carolina	6	9-1
4/13/21	Winthrop	5	9-0
4/17/21	Boston College	6	10-2
5/9/21	at Syracuse	5	19-2
5/21/21	vs. Troy	5	8-0
2/10/22	at FGCU	5	11-0
2/11/22	vs. Kent State	5	8-0
2/12/22	vs. Long Island	6	8-0
2/17/22	vs. Texas Tech	5	8-0
2/25/22	Boston University	5	8-0
3/15/22	Winthrop	5	8-0
3/19/22	at Duke	5	10-2
3/26/22	Louisville	5	8-0
4/3/22	at North Carolina	5	12-4
4/6/22	Furman ²	5	8-0
4/8/22	at Pittsburgh	5	8-0
4/10/22	at Pittsburgh	5	11-3
5/20/22	UNCW	5	9-0
5/22/22	Louisiana	5	8-0
2/9/23	at FIU	5	10-1
2/11/23	vs. Georgia State	6	11-3
2/17/23	Northwestern	5	15-2
2/19/23	Ohio State	5	10-0
2/26/23	vs. Michigan State	5	8-0
3/1/23	Gardner-Webb ¹	5	8-0
3/4/23	Syracuse	5	8-0
3/8/23	Mercer	5	18-0
3/10/23	Bryant	5	10-1
3/11/23	Jacksonville	5	9-0
3/15/23	Charlotte	5	9-1
3/24/23	at Georgia Tech	5	9-1
3/26/23	at Georgia Tech	5	13-0
3/28/23	South Carolina	5	10-0
4/2/23	at Boston College	5	8-0
4/23/23	Pittsburgh	6	11-2
5/19/23	UNCG	5	17-2
2/8/24	vs. Missouri State	5	12-0
2/23/24	Ole Miss	6	9-1
2/24/24	Miami (OH)	5	10-1
3/2/24	NC State	5	8-0
3/9/24	Longwood	6	9-1
3/13/24	Gardner-Webb	5	8-0
3/17/24	North Carolina	5	9-1
3/28/24	Boston College	5	10-2
3/30/24	Boston College	5	10-0
4/6/24	at Syracuse	5	13-2
4/7/24	at Syracuse ¹	6	10-1
5/18/24	vs. USC Upstate	6	8-0

RUN-RULE LOSSES

Date	Opponent	Innings	Score
2/7/20	vs. Duke	5	0-11
2/8/20	at UCF	5	0-8
2/19/21	Virginia Tech	5	0-9

WALK-OFF VICTORIES

2020

Date	Opponent	Final	Outs	Count	Batter	Run Scorer(s)	Notes
2-12	Western Carolina	⁽⁵⁾ 8-0	0	1-1	Grace Mattimore	Bailey Taylor	Mattimore singled to score Taylor
2-28	* Virginia	⁽⁷⁾ 8-7	2	3-0	Valerie Cagle	Valerie Cagle	Cagle hit a solo homer
3-1	* Virginia	⁽⁶⁾ 12-3	2	2-2	Valerie Cagle	Cammy Pereira Grace Mattimore Valerie Cagle	Cagle hit a three-run homer

2021

Date	Opponent	Final	Outs	Count	Batter	Run Scorer(s)	Notes
2-27	Elon ⁽²⁾	⁽⁵⁾ 10-0	2	0-0	Marissa Guimbarda	McKenzie Clark Valerie Cagle Marissa Guimbarda	Guimbarda hit three-run homer
2-28	Elon	⁽⁵⁾ 8-0	0	1-1	Morgan Johnson	Cammy Pereira Morgan Johnson	Johnson hit two-run homer
3-12	Furman	⁽⁶⁾ 8-0	1	1-1	Marissa Guimbarda	Valerie Cagle Marissa Guimbarda	Guimbarda hit two-run homer
4-3	* North Carolina	⁽⁶⁾ 9-1	1	1-1	Valerie Cagle	McKenzie Clark	Cagle doubled to score Clark
4-13	Winthrop	⁽⁵⁾ 9-0	1	0-2	Morgan Johnson	McKenzie Clark Morgan Johnson	Johnson hit two-run homer
4-17	* Boston College ⁽¹⁾	⁽⁶⁾ 10-2	2	2-0	McKenzie Clark	Morgan Johnson	Clark hit sac fly to score Johnson
4-17	* Boston College ⁽²⁾	⁽⁹⁾ 4-3	0	0-0	McKenzie Clark	Jaden Cheek	Clark singled, Cheek advanced to third & scored on throwing error
4-23	* NC State ⁽²⁾	⁽⁷⁾ 4-3	1	0-2	Marissa Guimbarda	Valerie Cagle	Guimbarda doubled to score Cagle
4-25	* NC State	⁽⁷⁾ 4-3	2	0-0	Casey Bigham	Ansley Gilstrap	Bigham singled to score Gilstrap
5-21	Troy	⁽⁵⁾ 8-0	0	0-0	Valerie Cagle	Ansley Gilstrap Valerie Cagle	Cagle hit two-run homer

2022

Date	Opponent	Final	Outs	Count	Batter	Run Scorer(s)	Notes
2-11	Kent State	⁽⁵⁾ 8-0	1	0-0	Cammy Pereira	Abi Stuart Marissa Guimbarda	Pereira doubled to score Stuart, Guimbarda advanced to third & scored on throwing error
2-12	LIU	⁽⁵⁾ 8-0	2	2-2	Valerie Cagle	Sam Russ Valerie Cagle	Cagle hit two-run homer
2-17	Texas Tech	⁽⁵⁾ 8-0	2	1-0	JoJo Hyatt	Arielle Oda Cammy Pereira Madison May	Hyatt tripled to score Oda, Pereira & May
2-18	Tennessee	⁽⁹⁾ 4-3	2	0-0	McKenzie Clark	Maddie Moore	Clark reached on FC that turned into an error, Moore scored on additional throwing error
2-25	Boston University	⁽⁵⁾ 8-0	1	1-1	Alia Logoleo	Cammy Pereira Alia Logoleo	Logoleo hit two-run homer
3-13	Liberty	⁽⁸⁾ 5-4	2	0-0	Kyah Keller	Ansley Houston Cammy Pereira	Keller singled to score Houston & Pereira
3-14	Liberty	⁽⁸⁾ 1-0	2	1-2	Alia Logoleo	Ansley Houston	Logoleo reached on an error, Houston scored
3-26	* Louisville	⁽⁵⁾ 8-0	2	0-1	Aby Vieira	Carlee Shannon	Vieira singled to score Shannon
4-6	Furman	⁽⁷⁾ 3-2	2	2-2	Marissa Guimbarda	Valerie Cagle Marissa Guimbarda	Guimbarda hit two-run homer
4-14	* Notre Dame	⁽⁷⁾ 3-2	2	1-2	Valerie Cagle	Jaden Cheek	Cagle reached on FC, Cheek scored on fielding error
4-16	* Notre Dame	⁽⁷⁾ 2-1	2	2-2	Cammy Pereira	Ansley Houston	Pereira singled to score Houston
5-1	* Georgia Tech	⁽⁸⁾ 3-2	1	0-0	Maddie Moore	Alia Logoleo	Moore singled to score Logoleo

2023

Date	Opponent	Final	Outs	Count	Batter	Run Scorer(s)	Notes
2-11	Georgia State	⁽⁶⁾ 11-3	1	1-1	JoJo Hyatt	Alia Logoleo Kyah Keller Ally Miklesh	Hyatt doubled to score Logoleo, Keller & Miklesh
3-15	Charlotte	⁽⁵⁾ 9-1	1	0-1	Arielle Oda	Aby Vieira Arielle Oda	Oda hit two-run homer
4-21	* Pittsburgh	⁽⁷⁾ 3-2	1	0-0	JoJo Hyatt	Valerie Cagle	Hyatt reached on FC sac bunt, Cagle scored
4-23	* Pittsburgh	⁽⁶⁾ 11-2	1	0-1	Alia Logoleo	Ally Miklesh Caroline Jacobsen Alia Logoleo	Logoleo hit three-run homer
5-11	North Carolina	⁽⁸⁾ 2-1	0	N/A	N/A	Ally Miklesh	Miklesh scored on a wild pitch

2024

Date	Opponent	Final	Outs	Count	Batter	Run Scorer(s)	Notes
2-23	Ole Miss	⁽⁶⁾ 9-1	1	2-2	Aby Vieira	McKenzie Clark Julia Bomhardt	Vieira doubled to score Clark & Bomhardt
2-24	Miami (OH)	⁽⁵⁾ 10-1	1	0-0	Valerie Cagle	Alex Brown McKenzie Clark Valerie Cagle	Cagle hit three-run homer
2-24	UConn	⁽⁸⁾ 3-2	2	3-2	Lindsey Garcia	Maddie Moore	Garcia singled to score Moore
3-7	Minnesota	⁽⁷⁾ 3-1	1	1-0	McKenzie Clark	Grace Hiller McKenzie Clark	Clark hit two-run homer
3-9	Longwood	⁽⁶⁾ 9-1	1	2-0	Valerie Cagle	Alex Brown Valerie Cagle	Cagle hit two-run homer
3-13	Gardner-Webb	⁽⁵⁾ 8-0	2	0-1	Alia Logoleo	McKenzie Clark	Logoleo reached on fielding error, Clark scored
3-30	* Boston College	⁽⁵⁾ 10-0	2	0-2	Valerie Cagle	Kennedy Ariail McKenzie Clark Valerie Cagle	Cagle hit three-run homer

* - ACC regular-season game; **Bold** denotes a Clemson home game

MISCELLANEOUS RESULTS

HIGHEST RUN MARGIN VICTORY

No.	Opponent	Date	Score	Run
1.	Maryland	2/15/20	21-2 ⁽⁵⁾	19
2.	Mercer	3/8/23	18-0 ⁽⁵⁾	18
3.	at Syracuse	5/9/21	19-2 ⁽⁵⁾	17
4.	UNCG	5/19/23	17-2 ⁽⁵⁾	15
5.	at Georgia Tech	3/26/23	13-0 ⁽⁵⁾	13
	Northwestern	2/17/23	15-2 ⁽⁵⁾	13
7.	Fordham	3/10/24	12-0 ⁽⁷⁾	12
	vs. Missouri State	2/8/24	12-0 ⁽⁵⁾	12
9.	at Syracuse	4/6/24	13-2 ⁽⁵⁾	11
	vs. FGCU	2/10/22	11-0 ⁽⁵⁾	11
	North Carolina	4/2/21	12-1 ⁽⁵⁾	11
	vs. Illinois State	2/12/21	11-0 ⁽⁵⁾	11

HIGHEST RUN MARGIN LOSSES

No.	Opponent	Date	Score	Run
1.	vs. Duke	2/7/20	0-11 ⁽⁵⁾	11
2.	Virginia Tech	2/19/21	0-9 ⁽⁵⁾	9
3.	vs. UCF	2/8/20	0-8 ⁽⁵⁾	8
4.	at Oklahoma	5/26/23	2-9 ⁽⁷⁾	7
	Florida State	4/6/23	0-7 ⁽⁷⁾	7
	vs. Northwestern	2/19/22	0-7 ⁽⁷⁾	7
7.	at Florida State	4/23/22	0-6 ⁽⁷⁾	6
	at Duke	3/20/22	1-7 ⁽⁷⁾	6
	at Alabama	5/22/21	0-6 ⁽⁷⁾	6
	Pittsburgh	3/8/20	2-8 ⁽⁷⁾	6

EXTRA-INNING VICTORIES

Date	Opponent	Innings	Score
2/22/20	Stetson	8	8-6
3/19/21	at Louisville	11	4-0
4/17/21	Boston College	9	4-3
2/18/22	vs. Tennessee	9	4-3
3/13/22	Liberty	8	5-4
3/14/22	Liberty	8	1-0
5/1/22	Georgia Tech	8	3-2
4/14/23	at NC State	8	4-1
5/11/23	vs. North Carolina	8	2-1
2/24/24	UConn	8	3-2
4/19/24	at Notre Dame	10	8-5

EXTRA-INNING LOSSES

Date	Opponent	Innings	Score
2/19/22	vs. Wisconsin	8	1-2
3/27/22	Louisville	8	2-4
5/27/23	at Oklahoma	9	7-8
2/28/24	at Georgia	8	1-2
3/5/24	Tennessee	9	1-2
3/7/24	Minnesota ¹	9	3-5
3/20/24	South Carolina	12	4-6
5/10/24	at Duke	10	3-4

COMEBACK WINS

2020

Date	Opponent	V/H	LDS	LTS	Go-Ahead Play Details	SBP	SAP	Final
2-7	St. John's	H	(M2)0-1	(M2)0-1	Hannah Goodwin three-run homer	(5)1-1	4-1	(7)6-2
2-9	St. John's	V	(E5)4-9	(E6)7-9	Marissa Guimbarda RBI single	(7)9-9	10-9	19-9
2-14	Maryland	H	(M4)0-1	(M4)0-1	Alia Logoleo RBI triple	(4)1-1	2-1	5-1
2-15	Michigan State	H	(M6)0-1	(M6)0-1	Marissa Guimbarda two-run homer	(6)0-1	2-1	2-1
2-21	Troy	H	(M1)0-1	(M1)0-1	Marissa Guimbarda two-run homer	(1)1-1	3-1	(5)10-1
2-22	Stetson	V	(E2)1-4	(E2)1-4	Hannah Goodwin two-run homer	(8)5-5	7-5	(8)8-6
2-26	Georgia	H	(M4)0-1	(M4)0-1	MK Bonamy two-RBI single	(4)1-1	3-1	4-1
2-28	* Virginia	H	(M5)4-7	(M6)5-7	^ Valerie Cagle solo homer	(7)7-7	8-7	8-7
3-1	* Virginia	H	(M2)0-1	(M2)0-1	MK Bonamy three-run homer	(3)1-1	4-1	(6)12-3
3-4	Charlotte	H	(M4)1-2	(M4)1-2	MK Bonamy RBI single	(6)2-2	3-2	5-2
3-7	* Pitt	H	(M4)0-2	(M4)0-2	MK Bonamy two-run homer	(4)1-2	3-2	7-2

2021

Date	Opponent	V/H	LDS	LTS	Go-Ahead Play Details	SBP	SAP	Final
2-12	North Florida	V	(E6)2-3	(E6)2-3	Valerie Cagle two-run homer	(7)2-3	4-3	4-3
3-6	* Virginia ⁽¹⁾	V	(E4)0-2	(E5)1-2	Grace Mattimore two-RBI double	(6)2-2	4-2	5-3
3-6	* Virginia ⁽²⁾	V	(E5)0-2	(E5)0-2	Morgan Johnson three-run homer	(6)0-2	3-2	4-2
3-7	* Virginia	V	(E2)0-1	(E2)0-1	Ansley Gilstrap RBI single	(3)1-1	2-1	8-1
3-28	* Duke	H	(M3)0-1	(M3)0-1	Marissa Guimbarda two-RBI double	(3)0-1	2-1	4-2
4-17	* Boston College	H	(M6)1-3	(M6)1-3	^ Jaden Cheek scored on throwing error	(9)3-3	4-3	(9)4-3
4-25	* NC State ⁽¹⁾	H	(M6)0-3	(M7)1-3	^ Casey Bigham RBI single	(7)3-3	4-3	4-3
4-25	* NC State ⁽²⁾	H	(M5)1-2	(M5)1-2	Cammy Pereira two-RBI single	(5)2-2	4-2	4-3
5-7	* Syracuse	V	(E2)0-1	(E2)0-1	McKenzie Clark two-run homer	(3)0-1	2-1	4-2
5-8	* Syracuse	V	(E2)0-2	(E2)0-2	JoJo Hyatt RBI double	(5)2-2	3-2	4-2

2022

Date	Opponent	V/H	LDS	LTS	Go-Ahead Play Details	SBP	SAP	Final
2-18	Tennessee	H	(M2)0-1	(M2)0-1	^ Cammy Pereira & Alia Logoleo scored on throw	(9)0-1	2-1	(9)4-3
3-13	Liberty	H	(M6)1-3	(M8)3-4	^ Kyah Keller two-RBI single	(8)3-4	5-4	(8)5-4
3-25	* Louisville	H	(M5)1-2	(M5)1-2	Valerie Cagle two-RBI single	(6)2-2	4-2	5-2
4-3	* North Carolina	V	(E1)0-1	(E1)0-1	Alia Logoleo two-run homer	(2)1-1	3-1	(5)12-4
4-6	Furman	H	(M7)1-2	(M7)1-2	^ Marissa Guimbarda two-run homer	(7)1-2	3-2	3-2
4-9	* Pittsburgh	V	(E6)2-4	(E6)2-4	Alia Logoleo three-run homer	(7)3-4	6-4	6-5
4-10	* Pittsburgh	V	(E2)0-1	(E2)0-1	Cammy Pereira three-run homer	(3)0-1	3-1	(5)11-3
4-14	* Notre Dame	H	(M1)0-1	(M7)1-2	^ Jaden Cheek scored on fielding error	(7)2-2	3-2	3-2
4-16	* Notre Dame	H	(M2)0-1	(M2)0-1	^ Cammy Pereira RBI single	(7)1-1	2-1	2-1
4-27	East Tennessee State	H	(M1)0-2	(M1)0-2	Marissa Guimbarda three-run homer	(1)0-2	3-2	6-2
4-29	* Georgia Tech	H	(M1)0-1	(M1)0-1	McKenzie Clark two-run homer	(1)0-1	2-1	4-1
5-12	Notre Dame	V	(E1)0-2	(E1)0-2	Cammy Pereira solo homer	(5)2-2	3-2	7-3

2023

Date	Opponent	V/H	LDS	LTS	Go-Ahead Play Details	SBP	SAP	Final
2-11	Kansas City	H	(M2)0-1	(M2)0-1	Reedy Davenport RBI single	(4)1-1	2-1	8-1
2-11	Georgia State	H	(M2)0-1	(M2)0-1	JoJo Hyatt two-RBI single	(2)0-1	2-1	(6)11-3
2-18	Ohio State	H	(M3)0-1	(M3)0-1	Maddie Moore scored on sac bunt	(3)1-1	2-1	5-1
2-24	UIC	H	(M2)0-1	(M2)0-1	Reedy Davenport two-RBI single	(2)1-1	3-1	9-2
3-10	Bryant	H	(M1)0-1	(M1)0-1	Alia Logoleo RBI single	(1)1-1	2-1	(5)10-1
3-31	* Boston College	V	(E4)2-3	(E4)2-3	McKenzie Clark three-run homer	(6)3-3	6-3	7-3
4-11	South Carolina	V	(E2)0-2	(E6)1-2	Valerie Cagle three-run homer	(7)1-2	4-2	4-3
4-14	* NC State	V	(E4)0-1	(E4)0-1	McKenzie Clark RBI single	(8)1-1	2-1	4-1
4-15	* NC State	V	(E4)2-3	(E4)2-3	Caroline Jacobsen three-run homer	(5)2-3	5-3	6-3
4-21	* Pittsburgh	H	(M7)1-2	(M7)1-2	^ Valerie Cagle scored on sac bunt	(7)2-2	3-2	3-2
4-30	* Virginia Tech	V	(E4)1-4	(E5)2-4	Reedy Davenport two-run homer	(6)3-4	5-4	5-4

2024

Date	Opponent	V/H	LDS	LTS	Go-Ahead Play Details	SBP	SAP	Final
2-9	Indiana	A	(E2)0-1	(E2)0-1	Julia Knowler two-RBI double	(3)0-1	2-1	3-2
2-10	Liberty	H	(M1)0-2	(M1)0-2	JoJo Hyatt RBI walk	(1)2-2	3-2	7-3
2-10	Oregon	H	(M4)1-2	(M4)1-2	Maddie Moore RBI single	(4)2-2	3-2	3-2
2-14	UC San Diego	H	(M2)0-1	(M2)0-1	Alex Brown two-RBI single	(2)1-1	3-1	6-4
2-24	UConn	H	(M7)1-2	(M7)1-2	^ Lindsey Garcia RBI single	(8)2-2	3-2	(8)3-2
3-3	* NC State	H	(M1)0-5	(M4)8-9	Maddie Moore two-run homer	(4)9-9	11-9	14-9
3-8	Mercer	H	(M1)0-1	(M1)0-1	Aby Vieira two-RBI single	(1)1-1	3-1	7-2
3-23	* Virginia	V	(E2)0-1	(E2)0-1	Alia Logoleo RBI single	(3)1-1	2-1	5-1
4-19	* Notre Dame	V	(E4)1-2	(E4)1-2	Julia Knowler two-RBI double	(5)1-2	3-2	(10)8-5
4-20	* Notre Dame	V	(E5)3-6	(E6)5-6	McKenzie Clark RBI single	(7)6-6	7-6	11-6
4-26	* Louisville	V	(E6)3-5	(E6)3-5	Alia Logoleo RBI single	(7)5-5	6-5	6-5

* - ACC regular-season game; ^ - walkoff; V/H - Clemson's batting designation; LDS - (Inning)largest deficit score (latest listed if there are ties for largest deficit); LTS - (Inning)latest trailed score; SBP - (Inning)score before play; SAP - score after play; Note: **Bold** denotes a Clemson home game



MISCELLANEOUS RESULTS

WEEKLY RANKINGS

2020					
Date	W-L	NFCA	ESPN	D1	SA
3/1	14-7	RV ⁽¹⁰⁾	--	--	--
3/8	18-8	RV ⁽⁶⁾	--	--	--

2021					
Date	W-L	NFCA	ESPN	D1	SA
1/26	0-0	RV ⁽⁹⁾	--	--	--
2/16	2-0	RV ⁽⁶⁾	RV ⁽⁵⁾	--	--
2/23	6-2	RV ⁽²⁵⁾	RV ⁽¹⁷⁾	--	--
3/2	9-2	RV ⁽³¹⁾	RV ⁽²⁴⁾	25	--
3/9	13-2	25	RV ⁽²⁰⁾	25	--
3/16	16-2	23	25	25	--
3/23	20-2	23	21	23	--
3/30	22-4	18	19	23	--
4/6	26-4	18	18	20	--
4/13	26-4	17	18	19	--
4/20	32-4	16	16	18	--
4/27	37-4	13	13	15	--
5/4	37-4	13	11	15	--
5/11	40-5	13	10	16	--
5/18	42-6	13	10	17	22
6/10	44-8	18	17	19	22

2022					
Date	W-L	NFCA	ESPN	D1	SA
2/7	0-0	15	14	14	14
2/15	3-1	15	12	13	14
2/22	6-3	15	9	13	12
3/1	11-3	14	9	13	11
3/8	12-6	17	15	17	17
3/15	17-6	17	15	18	19
3/22	18-8	16	15	19	21
3/29	21-10	18	16	19	21
4/5	25-10	18	16	19	21
4/12	30-10	16	16	17	14
4/19	33-11	17	17	17	14
4/26	33-14	18	17	18	18
5/3	37-14	18	17	16	17
5/10	37-14	15	15	16	16
5/17	39-15	14	13	16	10
5/24	42-15	14	13	16	8
6/4	42-17	16	14	15	12

2023					
Date	W-L	NFCA	ESPN	D1	SA
2/7	0-0	10	10	9	10
2/14	5-0	7	6	6	7
2/21	10-0	5	5	5	4
2/28	15-1	4	4	7	5
3/7	20-1	4	4	7	5
3/14	25-1	4	4	6	5
3/21	29-1	5	5	5	5
3/28	32-1	5	5	5	5
4/4	36-1	4	4	5	5
4/11	37-4	6	7	8	8
4/18	40-5	6	6	6	6
4/26	44-5	6	6	6	5
5/2	45-8	10	8	10	11
5/9	45-8	9	10	10	7
5/16	46-9	10	10	10	7
5/23	49-10	10	10	10	12
6/13	49-12	9	9	9	13

2024					
Date	W-L	NFCA	ESPN	D1	SA
2/6	0-0	5	7	7	5
2/13	4-1	8	7	10	6
2/20	6-2	9	9	10	9
2/27	11-2	8	9	11	9
3/5	13-4	10	11	11	10
3/12	17-6	12	14	13	16
3/19	21-6	11	11	11	13
3/26	22-9	16	16	15	21
4/2	24-10	17	17	15	20
4/9	27-11	19	19	19	25
4/16	28-14	21	T-20	21	--

WINNING STREAKS

OVERALL								
Rk	WS	First Opponent	Score	Date	Ended By	Score	Date	
1.	23	* Michigan State	8-0 ⁽⁵⁾	2/25/23	Florida State	1-4	4/6/23	
2.	19	Duke	4-1	3/27/21	at Syracuse	6-7	5/8/21	
3.	17	at Georgia Tech	5-2	2/20/21	Duke	0-2	3/26/21	
4.	14	at FIU	10-1 ⁽⁵⁾	2/9/23	* Tennessee	0-1	2/25/23	
5.	11	South Carolina	8-1	3/30/22	Notre Dame	0-4	4/14/22	
6.	10	Stetson	8-6	2/22/20	Pittsburgh	2-8	3/8/20	
7.	8	Minnesota ⁽²⁾	3-1	3/7/24	South Carolina	4-6 ⁽¹²⁾	3/20/24	
8.	7	+ Washington	2-0	2/20/22	Virginia Tech	1-6	3/4/22	
9.	6	East Tennessee State	6-2	4/27/22	^ Florida State	6-8	5/14/22	
	6	Mercer	3-0	3/9/22	at Duke	2-6	3/18/22	

*Tampa, Fla.; + Clearwater, Fla.; ^ Pittsburgh, Pa.

HOME								
Rk	WS	First Opponent	Score	Date	Ended By	Score	Date	
1.	29	Notre Dame	2-1	4/16/22	Florida State	1-4	4/6/23	
2.	21	Duke	4-1	3/27/21	Virginia Tech	1-6	3/4/22	
3.	13	Western Carolina	8-0	2/12/20	Pittsburgh	2-8	3/8/20	
4.	8	Minnesota ⁽²⁾	3-1	3/7/24	South Carolina	4-6 ⁽¹²⁾	3/20/24	
	8	Mercer	3-0	3/9/22	Louisville	2-4 ⁽⁸⁾	3/27/22	
6.	6	Auburn ⁽²⁾	5-1	5/21/23	NC State	1-6	3/2/24	
	6	Winthrop	2-0	4/18/23	Auburn ⁽¹⁾	2-5	5/21/23	
	6	Elon	3-0	2/27/21	Duke	1-3	3/26/21	
9.	4	South Carolina	8-1	3/30/22	Notre Dame	0-4	4/15/22	
10.	1	Winthrop	4-0	4/16/24	Ongoing			
	1	Multiple (Most Recent)						

AWAY/NEUTRAL								
Rk	WS	First Opponent	Score	Date	Ended By	Score	Date	
1.	18	* Stetson	8-6 ⁽⁸⁾	2/22/20	at Syracuse	6-7	5/9/21	
2.	10	+ Michigan State	8-0 ⁽⁵⁾	2/26/23	at NC State	5-7	4/16/23	
3.	9	at FIU	10-1 ⁽⁵⁾	2/9/23	+ Tennessee	0-1	2/25/23	
4.	7	at North Carolina	12-4	4/1/22	at Florida State	4-5	4/21/22	
5.	6	at Syracuse	13-2 ⁽⁵⁾	4/6/24	at Notre Dame	5-6	4/21/24	
6.	4	& Missouri State	12-0 ⁽⁵⁾	2/8/24	& Missouri	1-4	2/11/24	

* Kissimmee, Fla.; + Tampa, Fla.; & Clearwater, Fla.

WEEKLY RANKINGS

4/23	31-15	22	21	--	--
4/30	33-16	23	22	--	--
5/7	33-16	23	21	--	--
5/14	34-17	23	21	--	--
6/11	35-19	--	24	--	--

Note: Date refers to the Monday of the following week
Bold denotes final poll.

INDIVIDUAL CAREER STATS

BATTING STATS

Player	Year(s)	Avg	G-S	AB	R	H	2B	3B	HR	RBI	SB
Ariail, Kennedy	2024	.167	37-1	6	14	1	0	0	0	1	0
Ariail, Kennedy	2024-Pres.	.167	37-1	6	14	1	0	0	0	1	0
Bigham, Casey	2021	.215	48-39	79	9	17	1	0	0	7	3
Bigham, Casey	2021	.215	48-39	79	9	17	1	0	0	7	3
Bomhardt, Julia	2023	.000	47-0	0	18	0	0	0	0	0	20
Bomhardt, Julia	2024	.000	30-0	0	15	0	0	0	0	0	11
Bomhardt, Julia	2023-24	.000	77	0	33	0	0	0	0	0	31
Bonamy, MK	2020	.314	27-27	86	18	27	6	0	3	24	3
Bonamy, MK	2020	.314	27-27	86	18	27	6	0	3	24	3
Brown, Alex	2024	.328	54-54	186	44	61	5	4	4	28	4
Brown, Alex	2024-Pres.	.328	54-54	186	44	61	5	4	4	28	4
Burton, Riley	2024	.000	3-0	1	1	0	0	0	0	0	0
Burton, Riley	2024-Pres.	.000	3-0	1	1	0	0	0	0	0	0
Cagle, Valerie	2020	.376	27-27	93	26	35	5	0	10	36	1
Cagle, Valerie	2021	.404	52-52	156	43	63	12	1	17	45	4
Cagle, Valerie	2022	.308	59-59	185	34	57	10	1	13	44	0
Cagle, Valerie	2023	.469	61-61	177	50	83	15	1	19	57	5
Cagle, Valerie	2024	.338	44-44	148	27	50	7	3	7	42	1
Cagle, Valerie	2020-24	.379	243-243	759	180	288	49	6	66	224	11
Caymol, Logan	2020	.000	14-12	2	0	0	0	0	0	0	0
Caymol, Logan	2021	--	2-0	--	--	--	--	--	--	--	--
Caymol, Logan	2020-21	.000	16-12	2	0	0	0	0	0	0	0
Cheek, Jaden	2021	.100	39-1	10	11	1	0	0	0	0	2
Cheek, Jaden	2022	.000	11-0	0	2	0	0	0	0	0	1
Cheek, Jaden	2021-22	.100	50-1	10	13	1	0	0	0	0	3
Clark, McKenzie	2021	.355	52-52	169	47	60	9	6	9	29	23
Clark, McKenzie	2022	.328	59-59	180	42	59	13	2	12	34	29
Clark, McKenzie	2023	.335	61-61	179	56	60	11	1	13	38	11
Clark, McKenzie	2024	.365	54-54	167	53	61	8	4	10	41	6
Clark, McKenzie	2021-24	.345	226-226	695	198	240	41	13	44	142	46
Davenport, Reedy	2023	.299	61-61	144	15	43	6	0	6	34	1
Davenport, Reedy	2023	.299	61-61	144	15	43	6	0	6	34	1
Frank, Valerie	2020	.000	2-0	1	1	0	0	0	0	0	0
Frank, Valerie	2020	.000	2-0	1	1	0	0	0	0	0	0
Garcia, Lindsey	2024	.250	45-41	128	19	32	6	0	5	25	3
Garcia, Lindsey	2024	.250	45-41	128	19	32	6	0	5	25	3
Gibson, Rachel	2022	.000	1-0	0	0	0	0	0	0	0	0
Gibson, Rachel	2023	.000	4-0	0	2	0	0	0	0	0	0
Gibson, Rachel	2022-23	.000	5-0	0	2	0	0	0	0	0	0
Gilstrap, Ansley	2021	.292	51-51	144	43	42	6	1	4	21	13
Gilstrap, Ansley	2021	.292	51-51	144	43	42	6	1	4	21	13
Goodwin, Hannah	2020	.385	26-26	78	15	30	5	0	4	16	1
Goodwin, Hannah	2021	.000	2-1	4	0	0	0	0	0	0	0
Goodwin, Hannah	2022	.000	4-1	6	0	0	0	0	0	0	0
Goodwin, Hannah	2020-22	.341	32-28	88	15	30	5	0	4	16	1
Guimbarda, Marissa	2020	.355	27-27	76	17	27	4	0	11	31	1
Guimbarda, Marissa	2021	.309	48-48	136	21	42	10	0	13	42	0
Guimbarda, Marissa	2022	.274	59-59	164	19	45	9	0	11	39	1
Guimbarda, Marissa	2020-22	.303	134-134	376	57	114	23	0	35	112	2

Player	Year(s)	Avg	G-S	AB	R	H	2B	3B	HR	RBI	SB
Hiller, Grace	2022										
Redshirted											
Hiller, Grace	2023	.000	6-0	2	1	0	0	0	0	1	0
Hiller, Grace	2024	.216	28-18	37	2	8	2	0	1	2	0
Hiller, Grace	2022-24	.205	34-18	39	3	8	2	0	1	3	0
Houston, Ansley	2021	.000	2-0	1	0	0	0	0	0	0	0
Houston, Ansley	2022	.000	29-0	0	10	0	0	0	0	0	3
Houston, Ansley	2023	.500	46-0	2	16	1	0	0	1	2	4
Houston, Ansley	2021-23	.333	77-0	3	26	1	0	0	1	2	7
Howell, Sarah	2021	.083	23-1	12	5	1	0	0	0	0	4
Howell, Sarah	2022										
Missed season due to injury											
Howell, Sarah	2023	.000	23-0	1	8	0	0	0	0	0	0
Howell, Sarah	2021-23	.077	46-1	13	13	1	0	0	0	0	4
Hyatt, JoJo	2020	.290	27-27	62	11	18	2	1	0	11	0
Hyatt, JoJo	2021	.223	51-50	94	4	21	1	0	1	10	0
Hyatt, JoJo	2022	.211	29-25	57	1	12	0	1	0	6	0
Hyatt, JoJo	2023	.333	42-39	87	3	29	4	1	0	17	1
Hyatt, JoJo	2024	.091	22-17	33	2	3	0	0	0	2	0
Hyatt, JoJo	2020-24	.249	171-158	334	21	83	7	3	1	46	1
Jacobsen, Caroline	2023	.309	61-61	178	40	55	15	0	12	50	9
Jacobsen, Caroline	2023	.309	61-61	178	40	55	15	0	12	50	9
Johnson, Kylee	2024	.216	41-26	74	10	16	3	0	4	10	11
Johnson, Kylee	2024-Pres.	.216	41-26	74	10	16	3	0	4	10	11
Johnson, Morgan	2020	.083	4-4	12	1	1	0	0	0	2	2
Johnson, Morgan	2021	.350	30-9	40	8	14	3	0	4	16	2
Johnson, Morgan	2022										
Missed season due to injury											
Johnson, Morgan	2023	.308	16-0	13	1	4	1	0	0	1	0
Johnson, Morgan	2020-23	.292	50-13	65	10	19	4	0	4	19	4
Keller, Kyah	2020	.000	5-0	4	1	0	0	0	0	0	0
Keller, Kyah	2021	.256	38-29	90	6	23	2	1	2	17	0
Keller, Kyah	2022	.208	23-19	48	1	10	1	0	0	9	0
Keller, Kyah	2023	.182	21-6	22	4	4	0	0	0	6	0
Keller, Kyah	2020-23	.227	87-54	163	12	37	3	1	2	32	0
Knowler, Julia	2024	.273	34-34	110	14	30	10	0	5	28	0
Knowler, Julia	2024-Pres.	.273	34-34	110	14	30	10	0	5	28	0
Knowles, Marena	2023	.269	20-4	26	2	7	2	0	0	5	0
Knowles, Marena	2024	.000	2-0	1	0	0	0	0	0	0	0
Knowles, Marena	2023-Pres.	.259	22-4	27	2	7	2	0	0	5	0
Logoleo, Alia	2020	.345	21-20	55	11	19	4	2	0	5	7
Logoleo, Alia	2021	.265	45-37	102	18	27	6	0	8	32	7
Logoleo, Alia	2022	.287	59-59	164	31	47	4	0	15	46	2
Logoleo, Alia	2023	.296	61-61	169	33	50	8	0	10	51	11
Logoleo, Alia	2024	.319	54-54	163	28	52	7	1	7	38	5
Logoleo, Alia	2020-24	.299	240-231	653	121	195	29	3	40	172	32
Mattimore, Grace	2020	.333	26-25	66	16	22	10	0	0	12	0
Mattimore, Grace	2021	.253	66-65	91	26	23	3	0	1	11	1
Mattimore, Grace	2022	.111	12-0	9	1	1	1	0	0	0	0
Mattimore, Grace	2020-22	.277	78-65	166	27	46	14	0	1	23	1
May, Madison	2020	.000	6-4	9	0	0	0	0	0	0	0
May, Madison	2021	.000	1-0	0	0	0	0	0	0	0	0
May, Madison	2022	.200	17-11	25	2	5	2	0	0	4	0
May, Madison	2023	.100	42-28	10	0	1	0	0	0	1	0
May, Madison	2020-23	.136	67-43	44	2	6	2	0	0	5	0
McCubbin, Brooke	2022	.000	3-1	4	0	0	0	0	0	0	0
McCubbin, Brooke	2023	.000	1-0	1	0	0	0	0	0	0	0
McCubbin, Brooke	2024	.000	0-0	0	0	0	0	0	0	0	0
McCubbin, Brooke	2022-Pres.	.000	4-1	5	0	0	0	0	0	0	0
Miklesh, Ally	2023	.306	60-60	147	41	45	5	1	1	14	18
Miklesh, Ally	2023	.306	60-60	147	41	45	5	1	1	14	18



INDIVIDUAL CAREER STATS

Player	Year(s)	Avg	G-S	AB	R	H	2B	3B	HR	RBI	SB
Moore, Maddie	2022	.190	59-57	100	25	19	7	0	2	11	10
Moore, Maddie	2023	.264	61-61	174	47	46	9	0	11	40	15
Moore, Maddie	2024	.368	53-53	155	38	57	8	2	10	39	15
Moore, Maddie	2022-Pres.	.284	173-171	429	110	122	24	2	23	90	40

Player	Year(s)	Avg	G-S	AB	R	H	2B	3B	HR	RBI	SB
Oda, Arielle	2020	.154	24-9	13	12	2	0	1	0	4	1
Oda, Arielle	2021	.143	46-14	7	10	1	0	0	0	0	4
Oda, Arielle	2022	.200	54-24	50	17	10	2	0	1	3	8
Oda, Arielle	2023	.247	41-29	73	17	18	3	1	1	11	7
Oda, Arielle	2024	.300	51-51	120	39	36	3	1	1	13	5
Oda, Arielle	2020-24	.255	216-127	263	95	67	8	3	3	31	25

Player	Year(s)	Avg	G-S	AB	R	H	2B	3B	HR	RBI	SB
Pereira, Cammy	2020	.298	27-27	94	21	28	4	0	1	10	3
Pereira, Cammy	2021	.295	45-45	132	21	39	3	2	3	15	6
Pereira, Cammy	2022	.287	59-59	181	35	52	7	2	5	27	1
Pereira, Cammy	2020-22	.292	131-131	407	77	119	14	4	9	52	10

Player	Year(s)	Avg	G-S	AB	R	H	2B	3B	HR	RBI	SB
Puckett, Carsten	2021	.000	1-0	1	0	0	0	0	0	0	0
Puckett, Carsten	2021	.000	1-0	1	0	0	0	0	0	0	0

Player	Year(s)	Avg	G-S	AB	R	H	2B	3B	HR	RBI	SB
Russ, Sam	2022	.274	59-59	168	30	46	7	5	3	14	29
Russ, Sam	2022	.274	59-59	168	30	46	7	5	3	14	29

Player	Year(s)	Avg	G-S	AB	R	H	2B	3B	HR	RBI	SB
Ruszkowski, Jadeyn	2022										
Redshirted											
Ruszkowski, Jadeyn	2023	.167	16-5	30	2	5	0	0	2	2	0
Ruszkowski, Jadeyn	2024	.143	6-2	7	0	1	0	0	0	0	0
Ruszkowski, Jadeyn	2022-Pres.	.162	22-7	37	2	6	0	0	2	2	0

Player	Year(s)	Avg	G-S	AB	R	H	2B	3B	HR	RBI	SB
Shannon, Carlie	2020	.000	23-0	0	9	0	0	0	0	0	9
Shannon, Carlie	2021	.000	36-0	0	14	0	0	0	0	0	18
Shannon, Carlie	2022	.000	49-0	0	15	0	0	0	0	0	18
Shannon, Carlee	2020-22	.000	108-0	0	38	0	0	0	0	0	45

Player	Year(s)	Avg	G-S	AB	R	H	2B	3B	HR	RBI	SB
Stuart, Abi	2020	.222	14-4	18	4	4	3	0	1	2	0
Stuart, Abi	2021	.259	36-31	85	10	22	4	0	4	17	0
Stuart, Abi	2022	.000	5-2	4	1	0	0	0	0	0	0
Stuart, Abi	2023	.211	17-3	19	2	4	2	0	0	1	0
Stuart, Abi	2024	.200	13-5	20	1	4	1	0	0	1	0
Stuart, Abi	2020-Pres.	.233	85-45	146	18	34	10	0	5	21	0

Player	Year(s)	Avg	G-S	AB	R	H	2B	3B	HR	RBI	SB
Taylor, Bailey	2020	.239	25-24	46	11	11	2	0	2	11	0
Taylor, Bailey	2021										
Missed season due to injury											
Taylor, Bailey	2022	.256	31-22	39	2	10	1	0	1	6	0
Taylor, Bailey	2020-22	.247	56-46	85	13	21	3	0	3	17	0

Player	Year(s)	Avg	G-S	AB	R	H	2B	3B	HR	RBI	SB
Vieira, Aby	2022	.294	43-38	109	14	32	3	0	5	17	0
Vieira, Aby	2023	.314	40-39	105	13	33	6	0	3	19	0
Vieira, Aby	2024	.230	48-43	135	10	31	8	0	1	19	2
Vieira, Aby	2022-Pres.	.275	131-120	349	37	96	17	0	9	55	2

Player	Year(s)	Avg	G-S	AB	R	H	2B	3B	HR	RBI	SB
Whitesides, Haylee	2022										
Redshirted											
Whitesides, Haylee	2023										
Missed season due to injury											
Whitesides, Haylee	2024	.000	7-0	2	2	0	0	0	0	1	0
Whitesides, Haylee	2022-Pres.	.000	7-0	2	2	0	0	0	0	1	0

PITCHING STATS

Player	Year(s)	ERA	W-L	SHO	SV	IP	H	R	ER	BB	SO
Cagle, Valerie	2020	2.19	9-6	0/1	1	89.2	84	48	28	16	87
Cagle, Valerie	2021	1.16	28-7	11/1	5	216.2	148	53	36	55	267
Cagle, Valerie	2022	1.92	16-9	7/3	3	160.2	136	61	44	39	176
Cagle, Valerie	2023	1.56	25-8	8/3	3	193.0	126	54	43	35	188
Cagle, Valerie	2024	2.54	8-7	2/2	2	96.1	90	50	35	24	101
Cagle, Valerie	2020-24	1.72	86-37	28/10	14	756.1	584	266	186	169	819

Player	Year(s)	ERA	W-L	SHO	SV	IP	H	R	ER	BB	SO
Caymol, Logan	2020	3.50	7-2	1/0	0	58.0	46	34	29	28	63
Caymol, Logan	2021	7.00	0-0	0/0	0	3/0	2	3	3	5	4
Caymol, Logan	2020-21	3.67	7-2	1/0	0	61.0	48	37	32	33	67

Player	Year(s)	ERA	W-L	SHO	SV	IP	H	R	ER	BB	SO
Gibson, Rachel	2022	99.00	0-0	0/0	0	0.0	1	4	3	1	0
Gibson, Rachel	2023	0.00	0-0	0/0	0	1.0	0	0	0	1	1
Gibson, Rachel	2022-23	21.00	0-0	0/0	0	1.0	1	4	3	2	1

Player	Year(s)	ERA	W-L	SHO	SV	IP	H	R	ER	BB	SO
McCubbin, Brooke	2022	2.32	5-2	0/6	2	45.1	43	23	15	16	24
McCubbin, Brooke	2023	1.34	5-1	1/2	2	73.1	41	17	14	16	39
McCubbin, Brooke	2024	2.83	10-3	1/3	1	59.1	65	29	24	18	42
McCubbin, Brooke	2022-Pres.	2.08	20-6	2/11	5	178.0	149	69	53	50	105

Player	Year(s)	ERA	W-L	SHO	SV	IP	H	R	ER	BB	SO
Spencer, Regan	2021	1.48	6-0	1/1	1	42.2	24	9	9	12	20
Spencer, Regan	2022	1.07	6-2	1/4	0	59.0	44	16	9	18	34
Spencer, Regan	2023	1.73	5-0	1/3	1	32.1	27	13	8	12	18
Spencer, Regan	2024	1.81	11-4	1/6	1	116.0	98	37	30	22	67
Spencer, Regan	2021-24	1.57	28-6	4/14	3	250.0	193	75	56	64	139

Player	Year(s)	ERA	W-L	SHO	SV	IP	H	R	ER	BB	SO
Thompson, Millie	2021	2.05	9-1	0/2	1	78.2	73	28	23	22	70
Thompson, Millie	2022	1.58	15-4	5/5	0	119.1	93	33	27	18	110
Thompson, Millie	2023	1.82	14-3	5/2	0	92.1	89	29	24	15	72
Thompson, Millie	2024	2.08	6-5	0/4	1	91.0	91	41	27	10	75
Thompson, Millie	2021-24	1.85	44-13	10/13	2	381.1	346	131	101	65	327

Player	Year(s)	ERA	W-L	SHO	SV	IP	H	R	ER	BB	SO
Whitfield, Emma	2020	3.30	3-0	0/1	0	23.1	24	12	11	10	17
Whitfield, Emma	2021	3.94	1-0	0/0	0	5.1	5	3	3	3	8
Whitfield, Emma	2022	7.00	0-0	0/0	0	1.0	2	1	1	0	1

HONORS AND AWARDS

ACC COACH OF THE YEAR

2021 John Rittman

ACC FRESHMAN OF THE YEAR

2021 Valerie Cagle*, P/UTL

ACC PLAYER OF THE YEAR

2021 Valerie Cagle*, P/UTL

2023 Valerie Cagle, P/UTL

*Only student-athlete in ACC history to earn both Freshman and Player of the Year in the same softball season.

ALL-ACC TOURNAMENT

2021 Valerie Cagle
Cammy Pereira
2022 Valerie Cagle
McKenzie Clark
Alia Logoleo
2023 Valerie Cagle
2024 Valerie Cagle

PRESEASON ALL-ACC

2021 Valerie Cagle
Hannah Goodwin
Marissa Guimbarda
2022 Valerie Cagle
McKenzie Clark
2023 Valerie Cagle
McKenzie Clark
Alia Logoleo
2024 Valerie Cagle

ACC PLAYER OF THE WEEK

2020 Valerie Cagle (Feb. 18)
Valerie Cagle (Mar. 3)
Marissa Guimbarda (Mar. 10)
2021 Valerie Cagle (Mar. 24)
Valerie Cagle (Apr. 27)
Alia Logoleo (May 10)
2022 Marissa Guimbarda (Apr. 5)
2023 Valerie Cagle (Feb. 21)
Valerie Cagle (Mar. 28)
Valerie Cagle (Apr. 18)

ACC PITCHER OF THE WEEK

2020 Logan Caymol (Feb. 18)
2021 Valerie Cagle (Apr. 7)
Valerie Cagle (Apr. 20)
2022 Millie Thompson (May 3)
2023 Valerie Cagle (Feb. 21)
Valerie Cagle (Mar. 21)
Valerie Cagle (Apr. 4)
2024 Regan Spencer (Mar. 19)
Regan Spencer (Apr. 2)

NFCA

ALL-REGION SOUTHEAST

2021 Valerie Cagle (1st - P/UTL)
McKenzie Clark (2nd - OF)
2022 Valerie Cagle (1st - P/UTL)
2023 Valerie Cagle (1st - P/UTL)
2024 Valerie Cagle (1st - P/UTL)
McKenzie Clark (2nd - OF)
Maddie Moore (2nd - 2B)

NFCA

ALL-AMERICAN

2021 Valerie Cagle (2nd - P/UTL)
2022 Valerie Cagle (1st - P/UTL)
2023 Valerie Cagle (1st - P/UTL)
2024 Valerie Cagle (1st - P/UTL)
Maddie Moore (3rd - 2B)

NFCA NATIONAL FRESHMAN OF THE YEAR

2021 Valerie Cagle (Top 3 Finalist)

NFCA

PLAYER OF THE WEEK

2021 Valerie Cagle (Mar. 23)
Valerie Cagle (Apr. 20)
2023 Valerie Cagle (Mar. 28)

RAWLINGS GOLD GLOVE

2023 Valerie Cagle (Pitcher)

NSCA STRENGTH & CONDITIONING ALL-AMERICAN

2024 Alia Logoleo

USA SOFTBALL

COLLEGIATE PLAYER OF THE YEAR

2021 Valerie Cagle (Top 10 Finalist)
2022 Valerie Cagle (Top 25 Finalist)
2023 Valerie Cagle (Winner)
2024 Valerie Cagle (Top 50 Watchlist)

USA SOFTBALL

WOMEN'S NATIONAL TEAM

2023 Valerie Cagle (Japan All-Star Series)
John Rittman (Head Coach)
2024 Valerie Cagle (Japan All-Star Series)

USA SOFTBALL

JUNIOR NATIONAL TEAM

2021 Valerie Cagle

SOFTBALL AMERICA PRESEASON ALL-AMERICAN

2021 Valerie Cagle (2nd)
2022 Valerie Cagle (1st)
2023 Valerie Cagle (1st)
2024 Valerie Cagle (1st)

SOFTBALL AMERICA ALL-AMERICAN

2021 Valerie Cagle (1st)
2023 Valerie Cagle (1st)

SOFTBALL AMERICA PLAYER/PITCHER OF THE MONTH

2021 Valerie Cagle (No. 7 pitcher - March)
Valerie Cagle (No. 2 pitcher - April)
Valerie Cagle (No. 4 player - April)
2024 Valerie Cagle (No. 4 1B - Feb.)
Valerie Cagle (No. 13 P - Feb.)
Valerie Cagle (No. 1 two-way - March)
Maddie Moore (No. 7 2B - March)

D1SOFTBALL PRESEASON ALL-AMERICAN

2021 Valerie Cagle (2nd)
2022 Valerie Cagle (1st)
2023 Valerie Cagle (2nd)
2024 Valerie Cagle (1st)

D1SOFTBALL PLAYER OF THE WEEK

2023 Valerie Cagle (1st)

CoSIDA/CSC ALL-DISTRICT

2022 Sam Russ (1st)
2023 JoJo Hyatt
McKenzie Clark
Caroline Jacobsen
Ally Miklesh
Millie Thompson
2024 Brooke McCubbin
Millie Thompson

CoSIDA/CSC ALL-AMERICA

2022 Sam Russ (3rd)
2023 Caroline Jacobsen (3rd)

ESPN TOP 10 PLAYS

2021 Arielle Oda (Feb. 28 - 6)
McKenzie Clark (May 9 - 10)
2022 Aby Vieira (May 26 - 10)
2023 Ally Miklesh (Feb. 22 - 10)
Arielle Oda (Mar. 2 - 10)
Alia Logoleo (Mar. 5 - 8)
2024 McKenzie Clark (May 11 - 3)

WEAVER-JAMES-CORRIGAN POSTGRADUATE SCHOLARSHIP

(Presented by ACC)
2021 Marissa Guimbarda
Grace Mattimore
2022 Cammy Pereira

PRO TIGERS

2021 Ansley Gilstrap (Florida Vibe)
2023 Caroline Jacobsen (Drafted by USSSA - WPF 20th overall pick) (Athletes Unlimited)
Valerie Cagle* (Athletes Unlimited)
2024 McKenzie Clark (Athletes Unlimited)
Alia Logoleo (Chattanooga Steam)
Ally Miklesh (Florida Vibe)
*First overall draft pick

ACC POTW HONORS

Player	Pos.	#	Years
Valerie Cagle	P/UTL	12	2020-24
Marissa Guimbarda	OF/DP	2	2021-22
Regan Spencer	RHP	2	2021-24

ALL-ACC SELECTIONS

Year	Player	Team
2021	Valerie Cagle	1
	McKenzie Clark	1
	Marissa Guimbarda	1
	Alia Logoleo	2
	Ansley Gilstrap	3
	Valerie Cagle	F
	McKenzie Clark	F
	Alia Logoleo	F
	Millie Thompson	F
	2022	Valerie Cagle
McKenzie Clark		2
Alia Logoleo		3
Millie Thompson		3
Aby Vieira		F
2023	Valerie Cagle	1
	Caroline Jacobsen	3
	Alia Logoleo	3
	Ally Miklesh	3
	Millie Thompson	3
2024	Alia Logoleo	1
	Maddie Moore	1
	Alex Brown	2
	McKenzie Clark	2
	Regan Spencer	2
	Valerie Cagle	3
Millie Thompson	3	

F - All-ACC Freshman selection;
Note: No team named in 2020 due to COVID-19 pandemic.

ALL-ACC HONORS

Player	#	Teams (#)
Alex Brown	1	2nd (1)
Valerie Cagle	5	1st (3), 3rd (1), F (1)
McKenzie Clark	4	1st (1), 2nd (2), F (1)
Ansley Gilstrap	1	3rd (1)
Marissa Guimbarda	1	1st (1)
Caroline Jacobsen	1	3rd (1)
Alia Logoleo	5	1st (1), 2nd (1), 3rd (2), F (1)
Ally Miklesh	1	3rd (1)
Maddie Moore	1	1st (1)
Regan Spencer	1	2nd (1)
Millie Thompson	4	3rd (3), F (1)
Aby Vieira	1	F (1)

ALL-ACC ACADEMIC SELECTIONS

Year	Player	Year	Player	Year	Player
2021	McKenzie Clark Ansley Gilstrap Marissa Guimbarda Alia Logoleo Cammy Pereira Millie Thompson		Caroline Jacobsen Alia Logoleo Madison May Brooke McCubbin Ally Miklesh Maddie Moore Arielle Oda Regan Spencer Millie Thompson Aby Vieira		Arielle Oda Regan Spencer Millie Thompson Aby Vieira
2022	Valerie Cagle McKenzie Clark Marissa Guimbarda Alia Logoleo Cammy Pereira Sam Russ Millie Thompson Aby Vieira	2024	Kennedy Ariail Valerie Cagle Lindsey Garcia Grace Hiller Kylee Johnson Julia Knowler Alia Logoleo Brooke McCubbin Maddie Moore		* Scholar-Athlete of the Year
2023	Valerie Cagle* McKenzie Clark Reedy Davenport Ansley Houston JoJo Hyatt				

ACC ACADEMIC HONOR ROLL MEMBERS

Year	Player	Year	Player	Year	Player	Year	Player	FOUR-TIME MEMBERS
2020	MK Bonamy Valerie Cagle Logan Caymol Valerie Frank Ansley Gilstrap Marissa Guimbarda JoJo Hyatt Morgan Johnson Kyah Keller Alia Logoleo Madison May Arielle Oda Cammy Pereira Carlee Shannon Abi Stuart Bailey Taylor Emma Whitfield		Grace Mattimore Madison May Arielle Oda Cammy Pereira Carlee Shannon Regan Spencer Abi Stuart Bailey Taylor Millie Thompson Emma Whitfield		Abi Stuart Bailey Taylor Millie Thompson Reedy Davenport Rachel Gibson Emma Whitfield	2024	Kennedy Ariail Riley Burton Valerie Cagle McKenzie Clark Olivia Duncan Lindsey Garcia Grace Hiller Kylee Johnson Julia Knowler Marena Knowles Alia Logoleo Brooke McCubbin Maddie Moore Arielle Oda Jadeyn Ruszkowski Regan Spencer Abi Stuart Millie Thompson Aby Vieira Haylee Whitesides	McKenzie Clark JoJo Hyatt Kyah Keller Madison May Regan Spencer Millie Thompson
2021	Casey Bigham Valerie Cagle Logan Caymol McKenzie Clark Ansley Gilstrap Marissa Guimbarda Ansley Houston JoJo Hyatt Morgan Johnson Kyah Keller Alia Logoleo	2022	Valerie Cagle McKenzie Clark Marissa Guimbarda Grace Hiller Ansley Houston Sarah Howell JoJo Hyatt Kyah Keller Alia Logoleo Grace Mattimore Madison May Maddie Moore Arielle Oda Cammy Pereira Sam Russ Jadeyn Ruszkowski Carlee Shannon Regan Spencer	2023	Julia Bomhardt Valerie Cagle McKenzie Clark Reedy Davenport Sarah Howell JoJo Hyatt Caroline Jacobsen Morgan Johnson Kyah Keller Marena Knowles Alia Logoleo Madison May Brooke McCubbin Ally Miklesh Maddie Moore Arielle Oda Jadeyn Ruszkowski Regan Spencer Abi Stuart Millie Thompson			THREE-TIME MEMBERS Marissa Guimbarda Grace Hiller Ansley Houston Morgan Johnson Maddie Moore Cammy Pereira Jadeyn Ruszkowski Carlee Shannon Bailey Taylor Aby Vieira Emma Whitfield
								FIRST-TEAM ALL-ACC & ACC ACADEMIC HONOR ROLL Valerie Cagle 2021, 22, 23 McKenzie Clark 2021 Marissa Guimbarda 2021 Alia Logoleo 2024 Maddie Moore 2024
								FIVE-TIME MEMBERS Valerie Cagle Alia Logoleo Arielle Oda Abi Stuart

EASTON/NFCA ALL-AMERICA SCHOLAR ATHLETE

Year	Player	Year	Player	*Career Count
2021	Casey Bigham* Logan Caymol* Ansley Gilstrap* Marissa Guimbarda* Ansley Houston* JoJo Hyatt* Morgan Johnson* Alia Logoleo* Grace Mattimore* Arielle Oda* Cammy Pereira* Carlee Shannon* Millie Thompson* Emma Whitfield*		Reedy Davenport* Grace Hiller** Ansley Houston*** Sarah Howell* Caroline Jacobsen* Morgan Johnson** Marena Knowles* Madison May* Brooke McCubbin* Ally Miklesh* Arielle Oda** Jadeyn Ruszkowski** Abi Stuart* Millie Thompson*** Aby Vieira**	
2022	Marissa Guimbarda** Grace Hiller* Ansley Houston** JoJo Hyatt** Grace Mattimore** Cammy Pereira** Sam Russ* Jadeyn Ruszkowski* Carlee Shannon** Bailey Taylor* Millie Thompson** Emma Whitfield** Aby Vieira*	2024	Riley Burton* Valerie Cagle** Olivia Duncan* Lindsey Garcia* Grace Hiller*** Kylee Johnson* Julia Knowler* Marena Knowles** Brooke McCubbin** Arielle Oda*** Regan Spencer* Abi Stuart** Millie Thompson**** Haylee Whitesides*	
2023	Valerie Cagle* McKenzie Clark*			

ACC STAT LEADERS

Year	Team/Player	Category	Figure	
2020	Valerie Cagle	Saves	5*	
	Valerie Cagle	Runs Batted In	36	
	Valerie Cagle	Total Bases	128	
	Valerie Cagle	ERA	1.16	
	Marissa Guimbarða	Home Runs	11	
	Marissa Guimbarða	Slugging Percentage	.868	
	Grace Mattimore	Doubles	10	
	2021	Clemson	Slugging Percentage	.500
		Clemson	ERA	1.50
		Clemson	Runs Allowed	96
Clemson		Earned Runs Allowed	74	
Clemson		Triples Allowed	2	
Clemson		Home Runs Allowed	18	
Valerie Cagle		Slugging Percentage	.821	
Valerie Cagle		Runs Batted In	45*	
Valerie Cagle		Home Runs	17*	
Valerie Cagle		Total Bases	128	
Valerie Cagle		ERA	1.16	
Valerie Cagle		Saves	5*	
McKenzie Clark		Runs Scored	47	
McKenzie Clark		Triples	6*	
Millie Thompson		Runs Allowed	28	
Millie Thompson	Earned Runs Allowed	23		
2022	Clemson	ERA	1.78	
	Clemson	Shutouts	20*	
	Valerie Cagle	Shutouts	7	
	Sam Russ	Stolen Bases	29	
	Sam Russ	Stolen Bases Per Game	.49	
	Millie Thompson	Strikeout-to-Walk Ratio	6.11	
	Millie Thompson	Walks Allowed Per 7 IP	1.06	
2023	Clemson	DP Per Game	.510	
	Clemson	ERA	1.59	
	Clemson	Fielding Percentage	.980	
	Clemson	On-Base Percentage	.409	
	Clemson	Scoring	6.08	
	Clemson	Shutouts	19	
Year	Team/Player	Category	Figure	
	Valerie Cagle	Batting Average	.469	

Valerie Cagle	Hits	83	
Valerie Cagle	On Base Percentage	.565	
Valerie Cagle*	RBI	57	
Valerie Cagle	Shutouts	8	
Valerie Cagle	Slugging Percentage	.887	
Valerie Cagle	Total Bases	157	
2024	Millie Thompson*	Hit Batters	3
Millie Thompson	Strikeout-to-Walk Ratio	7.50	
Millie Thompson	Walks Allowed Per 7 IP	0.77	

*Tied with another league member; 2020 season cut short due to Covid-19

TOP 25 NCAA STAT RANKINGS

Year	Team/Player	Category	Figure	Rk	
2020	Valerie Cagle	Runs Batted In	36	2	
	Marissa Guimbarða	Home Runs	11	4	
	Valerie Cagle	RBI Per Game	1.33	6	
	Clemson	Doubles	45	9	
	Valerie Cagle	Home Runs	10	10	
	Valerie Cagle	Total Bases	70	10	
	Marissa Guimbarða	Runs Batted In	31	12	
	Marissa Guimbarða	HR Per Game	.41	13	
	Grace Mattimore	Doubles	10	14	
	Marissa Guimbarða	Total Bases	66	16	
	Grace Mattimore	Walks Per Game	.85	17	
	Valerie Cagle	Fewest Hit Batters	4	20	
	Valerie Cagle	Hits	35	21	
	Marissa Guimbarða	Slugging Percentage	.868	22	
	Clemson	HR Per Game	1.19	23	
	Clemson	Slugging Percentage	.524	23	
	Marissa Guimbarða	RBI Per Game	1.15	24	
	2021	Valerie Cagle	Victories	28	4
		Clemson	ERA	1.50	5
		Clemson	W/L Percentage	.846	6
		Valerie Cagle	Saves	5	7
		Valerie Cagle	Shutouts	11	8
		McKenzie Clark	Triples	6	8
		Clemson	Strikeout-to-Walk Ratio	3.80	11
Valerie Cagle		ERA	1.16	11	
Valerie Cagle		Strikeouts	267	11	
Valerie Cagle		Total Bases	128	19	
Valerie Cagle		Slugging Percentage	.821	21	
Clemson		HR Per Game	1.27	22	
Valerie Cagle		Home Runs	17	24	
2022		Regan Spencer	ERA	1.07	5
		Clemson	Shutouts	20	6
	Clemson	ERA	1.78	7	
	Millie Thompson	Strikeout-to-Walk Ratio	6.11	17	
	Clemson	Strikeout-to-Walk Ratio	3.75	19	
	Millie Thompson	ERA	1.58	19	
	Millie Thompson	Walks Allowed Per 7 IP	1.06	19	
	Sam Russ	Triples	5	21	
	Sam Russ	Stolen Bases	29	25	
	2023	Valerie Cagle	Total Bases	157	2
Clemson		ERA	1.59	4	
Valerie Cagle		Batting Average	.469	4	

Year	Team/Player	Category	Figure	Rk
2020	Valerie Cagle	Hits	83	5
	Valerie Cagle	On-Base Percentage	.565	5
	Clemson	DP Per Game	.510	6
	Clemson	Fielding Percentage	.980	7
	Clemson	W/L Percentage	.803	7
	Clemson	Walks	227	7
	Valerie Cagle	Home Runs	19	7
	Valerie Cagle	Slugging Percentage	.887	8
	Clemson	Stolen Bases Per Game	4.03	9
	Valerie Cagle	Victories	25	9
	Brooke McCubbin	Hits Allowed Per 7 IP	3.91	11
	Clemson	On-Base Percentage	.409	11
	Clemson	Shutouts	19	11
	Valerie Cagle	Shutouts	8	11
	Clemson	Scoring	6.08	13
	Brooke McCubbin	ERA	1.34	14
	Clemson	HR Per Game	1.30	14
	Clemson	Doubles	87	16
	Clemson	Batting Average	.313	19
	Valerie Cagle	RBI	57	20
	Clemson	Total Stolen Bases	102	21
	Valerie Cagle	Strikeout-to-Walk Ratio	5.37	23
	Valerie Cagle	HR Per Game	.310	24
	2024	Millie Thompson	Strikeout-to-Walk Ratio	7.50
Millie Thompson		Walks Allowed Per 7 IP	0.77	6
Clemson		Strikeout-to-Walk Ratio	3.73	8
McKenzie Clark		Sacrifice Flies	6	10
Clemson		ERA	2.32	24



ALL-AMERICA TIGER STATS

VALERIE CAGLE, P/UTL

Second Team NFCA, 2021; First Team NFCA, 2022; First Team NFCA, 2023*;

First Team NFCA, 2024

Year	G-S	AB	R	H	2B	3B	HR	RBI	SB	BB	SO	Avg.
2021	52-52	156	43	63	12	1	17	45	4	27	27	.404
2022	59-59	185	34	57	10	1	13	44	0	17	39	.308
2023	61-61	177	50	83	15	1	19	57	5	36	22	.469
2024	44-44	148	27	50	7	3	7	42	1	17	25	.338
Totals	243-243	759	180	288	49	6	66	224	11	103	128	.379

Year	APP	GS	CG	SH	SV	IP	H	R	ER	ERA	SO	BB	W-L	Pct.
2021	40	32	26	11/1	5	216.2	148	53	36	1.16	267	55	28-7	.800
2022	32	26	16	7/3	3	160.2	136	61	44	1.92	176	39	16-9	.640
2023	38	30	22	8/3	3	193.0	126	54	43	1.56	188	35	25-8	.758
2024	24	13	7	2/2	2	96.1	90	50	35	2.54	101	24	8-7	.533
Totals	153	114	79	28/10	14	756.1	584	266	186	1.72	819	169	86-37	.699

MADDIE MOORE, 2B

Third Team NFCA, 2024

Year	G-S	AB	R	H	2B	3B	HR	RBI	SB	BB	SO	Avg.
2024	53-53	155	38	57	8	2	10	39	15	29	29	.368
Totals	173-171	429	110	122	24	2	23	90	40	72	93	.284

*USA Softball Collegiate Player of the Year

Note: Total include career stats. Individual season stats only include seasons players were named All-Americans

YEAR-BY-YEAR COACHING RECORDS

Head Coach	Year	W	L	T	Win %	ACC	ACC ^{RSF}	ACC ^{Tour.}	Best Rank ^(NFCA)
John Rittman	2020	19	8	0	.704	5-1	---	---	RV
John Rittman	*2021	44	8	0	.846	29-5	1st	2nd	13
John Rittman	2022	42	17	0	.712	14-10	5th	2nd	14
John Rittman	2023	49	12	0	.803	18-6	3rd	3rd	4
John Rittman	2024	35	19	0	.648	15-9	5th	3rd	5
Totals	5 seasons	189	64	0	.747	81-31			

* - ACC regular-season champion; ACC RSF - ACC Regular Season Finish; ACC Tour. - Tournament Finish

LETTERWINNERS

A		
Player	VL	Year(s)
Ariail, Kennedy	1	2024

B		
Player	VL	Year(s)
Bigham, Casey	1*	2021
Bomhardt, Julia	2	2023-24
Bonamy, MK	1	2020
Brown, Alex	1	2024
Burton, Riley	1	2024

C		
Player	VL	Year(s)
Cagle, Valerie	5*	2020-24
Caymol, Logan	2	2020-21
Cheek, Jaden	2	2021-22
Clark, McKenzie	4	2021-24

D		
Player	VL	Year(s)
Davenport, Reedy	1*	2023
Duncan, Olivia	1	2024

E		
Player	VL	Year(s)

F		
Player	VL	Year(s)
Frank, Valerie	1	2020

G		
Player	VL	Year(s)
Garcia, Lindsey	1*	2024
Gilstrap, Ansley	1	2021
Gibson, Rachel	2	2022-23
Goodwin, Hannah	3*	2020-22
Guimbarda, Marissa	3*	2020-22

H		
Player	VL	Year(s)
Hiller, Grace	2	2023-24
Houston, Ansley	3	2021-23
Howell, Sarah	2	2021, 23
Hyatt, JoJo	5*	2020-24

I		
Player	VL	Year(s)

J		
Player	VL	Year(s)
Jacobsen, Caroline	1*	2023
Johnson, Kylee	1	2024
Johnson, Morgan	3*	2020-21, 23

K		
Player	VL	Year(s)
Keller, Kyah	4*	2020-23
Knowler, Julia	1	2024
Knowles, Marena	2	2023-24

L		
Player	VL	Year(s)
Logoleo, Alia	5*	2020-24

M		
Player	VL	Year(s)
Mattimore, Grace	3*	2020-22
May, Madison	4*	2020-23
McCubbin, Brooke	3	2022-24
Miklesh, Ally	1*	2023
Moore, Maddie	3	2022-24

N		
Player	VL	Year(s)

O		
Player	VL	Year(s)
Oda, Arielle	5*	2020-24

P		
Player	VL	Year(s)
Pereira, Cammy	3*	2020-22
Puckett, Carsten	1	2021

Q		
Player	VL	Year(s)

R		
Player	VL	Year(s)
Russ, Sam	1*	2022
Ruszkowski, Jadeyn	2	2023-24

S		
Player	VL	Year(s)
Shannon, Carlee	3*	2020-22
Spencer, Regan	4	2021-24
Stuart, Abi	5*	2020-24

T		
Player	VL	Year(s)
Taylor, Bailey	2*	2020, 22
Thompson, Millie	4	2021-24

U		
Player	VL	Year(s)

V		
Player	VL	Year(s)
Vieira, Aby	3	2022-24

W		
Player	VL	Year(s)
Whitesides, Haylee	1	2024
Whitfield, Emma	3*	2020-22

Y		
Player	VL	Year(s)

Z		
Player	VL	Year(s)

Note: Returning players in **bold**.
*Players award extra year of eligibility due to Covid-19