CLEMSON UNITED
HISTORY & RECORDS

THRU 2025

TABLE OF CONTENTS

GENERAL INFORMATION

Table of Contents....2
Quick Facts....3

SINGLE MATCH RECORDS

Individual....4-5
Team....6

SINGLE SEASON RECORDS

Individual....7-8
Goalkeeper....9
Team....10

YEARLY LEADERS

Individual....11-12
Goalkeepers....13
Class Records....14

STAT CHAMPIONS

ACC....15
National....16

CAREER RECORDS

Individual....17-18
Goalkeeper....19

SCORING AND OVERTIME

Hat Tricks....20-21
Last Minute Goals....22-23
Overtime Matches....24-26

YEARLY RECORDS

Fred Kirshner....27
Dr. I.M. Ibrahim....27
Trevor Adair....28
Phil Hindson....28
Mike Noonan....28

YEARLY TEAM STATS

Yearly Team Stats....29
Miscellaneous....29-30

ALL-TIME RESULTS

Year-By-Year....31-39
Against All Competition....40-41
Series Score....42-49

TOURNAMENTS

Reg. Season....50
All-Tournament Teams....51
ACC....52-56
NCAA Tournament Records....57
NCAA Tournament Results....58-60
2021 Championship Run....61-63

RANKINGS

Weekly Polls....64-66
All-Time Data....66
Final Polls....66

AWARDS & HONORS

MAC Hermann Trophy....67
NSCAA Awards....67
NSCAA/United Soccer Coaches All-Americans....67
College Soccer News Awards....67-68
All-Final Four....68
TDS All-Americans....68
NSCAA All-South....69
ACC Awards....70-71
All-ACC....72-73
Generation Adidas....74
National Teams of the Week....74
Clemson University Hall of Fame....75
South Carolina Hall of Fame....75
Team Award Winners....75
High School Awards....75-76
MLS SuperDraft Selections....76
National Teams....77
Academic Honors....78
ACC Honor Roll....78-79

ALL-TIME STARTERS

1967-1976....80
1977-1988....80-81
1989-2000....81-82
2001-2013....82-83
2014-2021....83-84

STARS FROM THE PAST

Players....85-90
Letterwinners....91-94

QUICK FACTS

GENERAL INFORMATION

Institution	Clemson University
Nickname	Tigers
Location	Clemson, S.C. 29633
Colors	Tiger Orange & Regalia
Founded	1889
Enrollment	29,077 (Fall '25)
President	**Dr. James P. Clements** (Maryland-Baltimore County '85)
Director of Athletics	**Graham Neff** (Georgia Tech '06)
Senior Woman Administrator	Stephanie Ellison-Johnson
Affiliation	NCAA Division I
Conference	Atlantic Coast Conference (ACC)

PROGRAM HISTORY

Active Years of Program	Spring of 1934-1939; 1967-Present
Seasons of Soccer	**65**
Facility/Year (Capacity)	**Historic Riggs Field**/1915 (6,500)
All-time Record	**767-302-110**
Home Record	**541-123-48**
Historic Riggs Field	472-120-46
Fike Intramural Field	69-3-2
Away Record	**188-141-51**
Neutral Record	**39-38-10**
ACC Regular Season Record	**194-144-44**
Home Record	112-61-17
Away Record	82-83-27
Non-Conference Record	**556-146-60**
Hermann Trophy Winners	**4**
All-American Honors	**46**
NSCAA Southern Region Champions	**9**
	1973, 1975, 1976, 1977, 1978, 1979, 1985, 1993, 1998
World Collegiate Champions	**3**
	1984, 1987, 2021

CLEMSON MEN'S SOCCER COACHING HISTORY

Name	Seasons (Years)	Clemson Record	ACC Record
Fred Kirshner	**7** (1934-1939)	8-6-4	N/A
Dr. I.M. Ibrahim	**28** (1967-1994)	388-102-31	90-50-14
Trevor Adair	**14** (1995-2008)	174-91-26	38-45-10
Phil Hindson	**1** (2009)	6-12-1	2-6-0
Mike Noonan	**16** (2010-Present)	191-91-48	69-45-21
TOTALS	**65**	**767-302-110**	**199-146-45**

**Matches during the 1933-34 and 1934-35 seasons were played during the spring. Matches from 1935-36 though 1939-40 were contested during the fall.*

NCAA TOURNAMENT HISTORY

National Championships	**4**
	1984, 1987, 2021, 2023
College Cup Appearances	**10**
	1973, 1976, 1978, 1979, 1984, 1987, 2005, 2015, 2021, 2023
NCAA Quarterfinals (Rd. of 8)	**17**
	1973, 1976, 1977, 1978, 1979, 1984, 1987, 1997, 1998, 2001, 2002, 2005, 2015, 2016, 2019, 2021, 2023
NCAA Round of 16	**30**
	1972, 1973, 1974, 1975, 1976, 1977, 1978, 1979, 1981, 1982, 1984, 1985, 1987, 1993, 1995, 1997, 1998, 2000, 2001, 2002 2005, 2006, 2014, 2015, 2016, 2019, 2020, 2021, 2023, 2024
NCAA Tournament Record	**64-31-8**
Home Matches	45-13-2
Away Matches	12-11-3
Neutral Site	7-7-3
Years in the Tournament	**38**

ACC HISTORY

ACC Champions	**16**
	1972, 1973, 1974, 1975, 1976, 1977, 1978, 1979, 1981, 1982 (tie), 1985, 1998, 2001, 2014, 2020, 2023
ACC Regular Season Champions	**15**
	1972, 1973, 1974, 1975, 1976, 1977, 1978, 1979, 1981, 1982, 1985, 1990, 1993, 1998, 2019

2025 COACHING STAFF

Head Coach	**Mike Noonan** (Middlebury College '83)
Record at Clemson	191-91-48 (16 Seasons)
ACC Regular Season Record at Clemson	69-45-21 (16 Seasons)
Overall Coaching Record	415-207-89 (37 Seasons)
Associate Head Coach	**Phil Jones** (Embry Riddle Aeronautical University '02)
	16 Seasons
Assistant/Goalkeeping Coach	**Camilo Rodriguez** (Southern Wesleyan University '04)
	9 Seasons
Assistant/Goalkeeping Coach	**Gaye Diadie** (Chicago State '21)
	1st Season
Director of Operations	**Rob Thompson** (Maine '89)
	8 Seasons

2025 SUPPORT STAFF

Strength & Conditioning	**Shane Bernhardsen**
Athletic Training	**Raz Razayeski**
Nutrition	**Stacy Fairey**
Academic Advisor	**Lindsey Ricketts**
Administrative Coordinator	**Roberta Balliet**
Student Coach	**Grayson Barber**

CLEMSON MEN'S SOCCER ATHLETIC COMMUNICATIONS

CLEMSON ATHLETIC COMMUNICATIONS

Men's Soccer Contact	**Avy Akin** (Mississippi State '25)
Email	avya@clemson.edu
Cell Phone	(601) 383-2287
Assoc. AD - Communications	**Jeff Kallin** (Clemson '07)
Email	kallin@clemson.edu

CLEMSON ATHLETICS

Website	ClemsonTigers.com
Ticket Office Phone	1-800-CLEMSON
Social Media	@ClemsonMSoccer // #ClemsonUnited // @ClemsonTigers

ACC MEDIA RELATIONS

Andy Fledderjohann is the men's soccer athletic communications contact at the ACC office. He can be reached at 336-369-1002 (office) or via email at afledder@theacc.org.

SINGLE MATCH RECORDS

GOALS SCORED BY A CLEMSON PLAYER

Rk.	No.	Name	Site-Opp.	Date
1.	7#	Nnamdi Nwokocha	H- Belmont Abbey	9-9-79
2.	6	Henry Abadi	A-Western Carolina	9-26-73
3.	5	Leo Serrano	H- Erskine	10-10-67
	5	Andy Demori	A-Emory	10-10-70
	5	Nabeel Kammoun	A-Jacksonville	9-25-71
	5	Joe Babashak	H-Furman	11-10-71
	5	Henry Abadi	A- N.C. State	9-16-73
	5	Christian Nwokocha	H- Duke	10-26-75
	5	Wolde Harris	H-Vanderbilt	9-4-94
10.	4	Andy Demori	A-Emory	9-28-68
	4	Andy Demori	A-The Citadel	10-26-68
	4	Henry Abadi	H-Furman	10-3-73
	4	Woolley Ford	H-Furman	10-3-73
	4	Rennie Phillips	A-N.C. State	11-3-74
	4	George Hyles	H-North Carolina	10-18-74
	4	Godwin Ogbueze	A-N.C. State	10-19-75
	4	Christian Nwokocha	H-James Madison	10-27-76
	4	Christian Nwokocha	H-Florida Tech	9-11-77
	4	Nnamdi Nwokocha	H-Erskine	10-24-79
	4	Chuck Nash	H-Appalachian State	9-5-82
	4	Pearse Tormey	H-Presbyterian	10-3-89
	4	Jimmy Glenn	H-Santa Clara	10-7-90
	4	John Hammontree	H-Maryville	10-16-91
	4	Wael Salam	H-Mercer	9-29-92
	4	Wolde Harris	H-App. State	9-22-93
	4	Woldie Harris	H-Mercer	9-14-94
	4	Jeff Yenzer	H-UNC Asheville	9-1-96
	4	Wojtek Krakowiak	H-Elon	10-28-98
	4	Mark Lisi	H-Winthrop	10-13-99
	4	Michael Brooks	H-Maryland	10-3-08

#-All 7 Goals Scored in First Half

MOST GOALS BY A CLEMSON OPPONENT

Rk.	No.	Name	Site-Opp.	Date
1.	4	Rasim Tugberg	A-Maryland	10-3-69
2.	3	Nick Skirka	H-Maryland	10-24-70
	3	Pato Gutierrez	A-Duke	10-27-70
	3	Matt Malloy	A-SIU-Edwardsville	12-9-79
	3	Jay Heaps	H-Duke	9-21-97
	3	Greg Oldfield	N1-Penn State	9-3-99
	3	Bobby O'Brien	A-Virginia Tech	11-21-03
	3	Andrew Wenger	H-Duke	9-16-11
	3	Nicholas Simmonds	A-Virginia	10-25-25

MOST ASSISTS BY A CLEMSON PLAYER

Rk.	No.	Name	Site-Opp.	Date
1.	4	Mark Kinch	H-Erskine	10-7-92
	4	Miles Joseph	H-Francis Marion	9-28-93
	4	Rivers Guthrie	H-Mercer	9-14-94
	4	Eric Quill	H-UNC-Asheville	9-1-96
	4	Pablo Webster	A-UNC-Charlotte	11-5-00
6.	3	Mark Rubich	H-Erskine	10-10-67
	3	Schroeder	A-Oglethorpe	11-17-67
	3	Stu Clarkson	A-Furman	10-10-70
	3	Nabell Kammoun	H-Furman	10-10-71
	3	Roberto Bradford	H-Furman	10-10-71
	3	Clyde Browne	H-Virginia	10-29-72
	3	Nabell Kammoun	A-Western Carolina	9-26-73
	3	Woolley Ford	A-Western Carolina	9-26-73
	3	Clyde Watson	A-Jacksonville	9-30-74
	3	Douglas Scott	A-Jacksonville	9-30-74
	3	Joseph Awesu	H-Furman	10-17-79
	3	Nnamdi Nwokocha	H-Appalachian State	9-5-82
	3	Maxwell Amatasiro	H-Appalachian State	9-19-84
	3	Gary Conner	H-Mercer	9-5-84
	3	Gary Conner	H-Charleston	9-1-85
	3	Paul Carollo	A-North Carolina	9-15-85
	3	Eric Eichmann	H-Winthrop	9-29-85
	3	Bruce Murray	H-USC-Spar.	10-16-85
	3	Eric Eichmann	H-Charleston	8-31-86
	3	Jamey Rootes	H-UNC-Asheville	9-1-87
	3	Kevin England	H-Jacksonville	9-24-89
	3	Pearse Tormey	H-Catawba	9-12-90
	3	Imad Baba	H-Char. Southern	9-6-93
	3	Rivers Guthrie	H-Mercer	9-14-94
	3	Danny Care	H-The Citadel	9-20-95
	3	Imad Baba	H-Wofford	11-1-95
	3	Mark Lisi	H-Erskine	10-16-96
	3	Scott Bower	H-Belmont	9-9-98
	3	Wojtek Krakowiak	H-Belmont	9-9-98
	3	Scott McIllroy	H-Belmont	9-9-98
	3	Ian Fuller	H-Appalachian State	9-15-99
	3	Bob Cavanaugh	H-Winthrop	10-13-99
	3	Ross Goodacre	H-Hartford	9-3-00
	3	Pablo Webster	H-N.C. State	9-24-00
	3	Fabio Tambosi	H-Gardner-Webb	9-19-01
	3	Fabio Tambosi	H-UNC-Greensboro	9-8-02
	3	Justin Moore	H-Jacksonville	10-4-05
	3	Hector Quintanar	H-Georgia State	8-29-06
	3	Iman Mafi	H-Elon	11-22-15
	3	Thales Moreno	H-UC Santa Barbara	11-29-15
	3	Tanner Dieterich	H-Detroit Mercy	9-2-19
	3	Robbie Robinson	H-Radford	10-22-19
	3	Ousmane Sylla	H-Boston College	10-20-23
	3	Mohamed Seye	H-Presbyterian	9-5-23
	3	Joran Gerbet	H-Syracuse	10-24-24

MOST POINTS SCORED BY A CLEMSON PLAYER

Rk.	No.	Name	Site-Opp.	Date
1.	16	Nnamdi Nwokocha	H-Belmont Abbey	9-9-79
2.	12	Henry Abadi	A-Western Carolina	9-26-73
	12	Joe Babashak	H-Furman	11-10-71
	12	Henry Abadi	A-N.C. State	9-16-73
5.	11	Leo Serrano	H-Erskine	10-10-67
6.	10	Andy Demori	A-Emory	10-10-70
	10	Nabeel Kammoun	A-Jacksonville	9-25-71
	10	Christian Nwokocha	H-Duke	10-26-75
	10	Wolde Harris	H-Vanderbilt	9-4-94
	10	Andy Demori	H-Emory	9-28-68

MOST SHOTS BY A CLEMSON PLAYER

Rk.	No.	Name	Site-Opp.	Date
1.	19	Andy Demori	A-Emory	10-10-70
	19	Wolley Ford	A-The Citadel	10-7-73
3.	17	Andy Demori	A-Appalachian State	10-21-70
	17	Andy Demori	A-Furman	10-10-70
	17	Henry Abadi	H-Citadel	10-17-72

CLEMSON PLAYER WITH AT LEAST TWO GOALS AND TWO ASSISTS IN THE SAME MATCH (39 TIMES/27 PLAYERS)

Player	Game Stats	Opponent	Date
Mark Rubich	2 Goals 3 Assists	H-Erskine	10-10-67
Andy Demori	4 Goals 2 Assists	H-Emory	9-28-68
Crag Daugherty	2 Goals 2 Assists	H-Georgia State	9-25-70
Andy Demori	4 Goals 2 Assists	H-Georgia State	9-25-70
Crag Daugherty	2 Goals 2 Assists	A-The Citadel	10-3-70
Andy Demori	2 Goals 2 Assists	A-Furman	11-10-70
Nabeel Kammoun	2 Goals 3 Assists	H-Furman	11-10-71
Roberto Bradford	2 Goals 3 Asissts	H-Furman	11-10-71
Jon Babashak	4 Goals 2 Assists	H-Furman	11-10-71
Henry Abadi	5 Goals 2 Asissts	A-N.C. State	9-16-73
Henry Abadi	3 Goals 3 Assists	H-Emory	9-21-73
Damian Ogunsuyi	2 Goals 2 Assists	A-N.C. State	10-19-75

SINGLE MATCH RECORDS

Nnamdi Nwokocha	7 Goals 2 Assists	H-Belmont Abbey	9-9-79
Obed Ariri	3 Goals 2 Assists	H-Belmont Abbey	9-9-79
Mo Tinsley	3 Goals 2 Assists	H-Belmont Abbey	9-9-79
Nnamdi Nwokocha	2 Goals 2 Assists	A-North Carolina	10-21-79
Mo Tinsley	2 Goals 2 Assists	H-Georgia State	9-17-80
Nnamdi Nwokocha	2 Goals 2 Assists	A-N.C. State	9-20-81
Chuck Nash	2 Goals 2 Assists	H-Pfieffer	10-31-82
Chuck Nash	2 Goals 2 Assists	H-Western Carolina	9-28-83
Gary Connor	2 Goals 3 Assists	H-Mercer	9-5-84
Pete Stebbins	2 Goals 2 Assists	H-Mercer	9-5-84
J.R. Fenton	2 Goals 2 Assists	H-Wofford	9-12-85
Dick Landgren	2 Goals 2 Assists	H-Winthrop	9-29-85
Bruce Murray	2 Goals 2 Assists	H-N.C. State	11-17-85
David Veghte	2 Goals 2 Assists	H-North Georgia	9-1-89
Pearse Tormey	2 Goals 3 Assists	H-Catawba	9-12-90
Jimmy Glenn	2 Goals 2 Assists	H-Lenoir Rhyne	10-23-91
Jimmy Glenn	2 Goals 2 Assists	H-Char. Southern	9-6-93
Miles Joseph	2 Goals 2 Assists	H-Char. Southern	9-6-93
Jeff Yenzer	2 Goals 2 Assists	H-Wofford	10-9-96
Paul Stalteri	2 Goals 2 Assists	H-Wofford	10-9-96
Rivers Guthrie	3 Goals 2 Assists	H-Vanderbilt	9-4-94
Wojtek Krakowiak	2 Goals 2 Assists	H-Erskine	9-17-97
Mark Lisi	2 Goals 2 Assists	H-UNC Charlotte	11-23-97
Wotjek Krakowiak	2 Goals 2 Assists	H-Belmont	9-9-98
Mark Lisi	2 Goals 2 Assists	H-Char. Southern	10-7-98
Mark Lisi	2 Goals 2 Assists	H-Cal St. Fullerton	10-1-00
Ransford Gyan	2 Goals 2 Assists	H-UAB	8-29-25

GOALKEEPER SINGLE MATCH

MOST GOALKEEPER SAVES BY A CLEMSON PLAYER

Rk.	No.	Name	Site-Opp.	Date
1.	25	Gary Pace	A-Warren Wilson	11-2-68
2.	22	Denis Carrington	H-Howard	10-6-74
3.	21	Paul Smith	A-N.C. State	11-11-67
4.	20	Gary Pace	H-Duke	10-24-69
5.	18	Gary Pace	A-N.C. State	11-8-69
6.	17	Paul Smith	H-Warren Wilson	11-4-67
	17	Gary Pace	A-Erskine	11-5-68
8.	16	Jamie Swanner	A-Duke	11-20-82
9.	15	Sean Burke	A-N.C. State	9-20-81

MOST GOALKEEPER SAVES BY A CLEMSON OPPONENT

Rk.	No.	Name	Site-Opp.	Date
1.	26	Bill Finneyfrock	H-Erskine	9-25-75
2.	24	Williams	A-Furman	11-14-68
3.	23	Marshall Withers	H-Furman	9-26-74
	23	Dave Dolphus	A-South Florida	10-4-74
5.	21	Larry Goldberg	A-North Carolina	10-4-81
	21	Adams	A-The Citadel	10-26-68
7.	20	Dave Williams	A-Furman	10-6-67
	20	Whitaker	H-Oglethorpe	10-27-67
9.	18	Dick Craft	H-Erskine	10-10-67

Minimum Time Elapsed Between Goals Scored by Same Individual

:31	Wolde Harris vs. North Carolina	9-11-94
:36	Kimarni Smith vs. North Carolina	10-27-20

Minimum Time Elapsed from Start of Game Until First Goal

:24	Amadou Dia vs. Wake Forest	9-9-11
:25	Ousmane Sylla vs. UCF	8-24-23
:28	Manolo Sanchez vs. N.C. State	9-14-13
:25	Austin Savage vs. N.C. State	10-31-10
:27	Isaiah Reid vs. Washington	12-12-21
:39	Wolde Harris vs. Vanderbilt	9-4-94

Most Goals in a Half:

7	Nnamdi Nwokocha vs. Belmont Abbey,	9-9-79

SHORTEST TIME BETWEEN CLEMSON GOALS

vs. So. Carolina at Clemson, SC, 11-3-91
:18 - David McGuire, 48:38, Garrett Cronin, 48:56
vs. Charleston Southern at Clemson, SC, 9-5-90
:19 - Chris Martinez, 51:15, Jimmy Glenn, 51:34
vs. Brown at Clemson, SC, 9-15-78
:21 - Marwan Kamaruddin, 23:38, Taiwo Ogunjobi 23:59
vs. Furman at Clemson, SC, 10-17-79
:22 - Nnamdi Nwokocha, 18:46, Obed Ariri 19:08
vs. UNC-Asheville, at Clemson, SC 10-26-94
:23 - Wolde Harris, 15:10, Bryan Sproviero, 15:33
vs. Davis & Elkins, at Clemson, SC 10-23-81
:24 - Maxwell Amatasiro, 46:18, Nnamdi Nwokocha 46:42
vs. North Carolina, at Clemson, SC, 9-11-94
:31 - Wolde Harris, 17:09, Wolde Harris, 17:40

Most Assists in a Half:

4	Mark Kinch vs. Erskine	10-7-92
4	Miles Joseph vs. Francis Marion	9-28-93
4	Eric Quill vs. UNC-Asheville	9-1-96

Four Players Scoring Two or More Goals in a Single Game:

Crag Daugherty (2), Nabeel Kammoun (2), Roberto Bradford (2) and Jon Babashak (4) **vs. Furman** **11-10-71**

Henry Abadi (4), Woolley Ford (4), Clyde Browne (2) and Ron Geisbers (2) **vs. Furman** **10-3-73**

Jimmy Glenn (2), Wolde Harris (2) Miles Joseph (2), and Sylvan Bednar (2) **vs. Charleston Southern** **9-6-93**

TEAM SINGLE MATCH RECORDS

CLEMSON GOALS

Rk.	No.	Site-Opp.	Date
1.	18	H-Flagler	10-31-76
2.	16	H-Furman	10-3-73
3.	14	H-Bel. Abbey	9-9-79
4.	13	A-W. Carolina	9-26-73
	13	A-Furman	9-29-76
	13	H-Jacksonville	9-28-75
	13	H-N.Georgia	9-1-89
8.	12	H-Furman	11-10-71
9.	11	H-Mercer	11-5-86
	11	H-Maryville	10-16-91
	11	H-Char. South.	9-6-93
	11	H-Erskine	9-17-97

CLEMSON ASSISTS

Rk.	No.	Site-Opp.	Date
1.	13	H- Detroit Mercy	9-2-19
2.	12	H-N. Georgia	9-1-89
	12	H-Erskine	9-17-97
4.	11	A-The Citadel	10-3-70
	11	H-Char. South.	10-7-98
6.	10	H-Mercer	11-5-86
	10	H-Furman	11-10-71
	10	H-Emory	9-21-73
	10	H-Char. South.	9-6-93
	10	H-Wofford	11-1-95
	10	H-Belmont	9-9-98
	10	H-Winthrop	10-13-99
	10	H-G.-Webb	9-19-02
	10	H-G.-Webb	9-17-14

CLEMSON POINTS

Rk.	No.	Site-Opp.	Date
1.	38	H-Flagler	10-31-76
	38	H-Furman	10-3-73
	38	H-N.Georgia	9-1-89
4.	37	A-W. Carolina	9-26-73
	37	H-Bel. Abbey	9-9-79
6.	34	H-Furman	11-10-71
	34	H-Furman	9-17-97
8.	32	H-Mercer	11-5-86
	32	H-Char. South.	9-6-93
10.	31	A-The Citadel	10-3-70

CLEMSON SHOTS

Rk.	No.	Site-Opp.	Date
1.	48	H-Furman	10-27-77
2.	42	H-Flagler	10-31-76
	42	H-Madison	10-26-76
	42	H-Erskine	9-25-75
5.	41	N-Phil. Textile	12-10-78
	41	H-No. Georgia	9-1-89

CLEMSON CORNER KICKS

Rk.	No.	Site-Opp.	Date
1.	19	N-Sewanee	10-9-70
	19	H-Ga. Southern	10-8-97
	19	H-Pfeiffer	11-1-81
4.	18	H-Erskine	10-11-95
	18	H-UNCC	9-1-91
	18	H-Winthrop	9-29-85

OPPONENT GOALS

Rk.	No.	Site-Opp.	Date
1.	6	A-Maryland	10-3-69
	6	H-Virginia	10-9-94
3.	5	H-Duke	10-17-67
	5	A-Maryland	10-30-67
	5	H-Erskine	11-4-69
	5	A-Duke	10-27-70
	5	A-Duke	9-28-86
	5	A-Va. Tech	10-14-06
	5	A-W. Forest	9-13-09
	5	H-Duke	9-16-11

OPPONENT ASSISTS

Rk.	No.	Site-Opp.	Date
1.	7	A-W. Forest	9-13-09
2.	6	H-Duke	9-21-97
	6	A-Virginia	10-25-25
3.	5	A-Duke	9-28-86
	5	H-Duke	9-28-06
	5	A-Furman	10-27-99
	5	N-Indiana	9-21-94
	5	A-Indiana	9-9-84

OPPONENT POINTS

Rk.	No.	Site-Opp.	Date
1.	17	A-W. Forest	9-13-09
2.	16	H-Duke	9-21-97
3.	15	H-Virginia	10-9-94
	15	A-Duke	10-27-70
	15	A-Duke	10-28-06

OPPONENT SHOTS

Rk.	No.	Site-Opp.	Date
1.	37	A-SIU-Edward.	9-12-75
2.	33	H-Howard	10-6-74
3.	32	A-So. Carolina	10-19-94
4.	30	A-No. Carolina	9-15-85
5.	29	A-Duke	9-20-92
	29	A-N.C. State	9-20-81
	29	A-Connecticut	9-17-78

OPPONENT CORNER KICKS

Rk.	No.	Site-Opp.	Date
1.	17	A-Virginia	10-19-97
2.	16	A-Duke	9-20-92
3.	14	A-Virginia	10-11-03
	14	A-Duke	9-25-88
	14	H-Virginia	11-11-94

LARGEST MARGIN OF VICTORY

Rk.	No.	Site-Team	Date
1.	18	H-Flagler	10-31-76
2.	16	H-Furman	10-3-73
3.	14	H-Bel-Abbey	9-9-80

LARGEST MARGIN OF DEFEAT

Rk.	No.	Site-Team	Date
1.	5	A-Maryland	10-3-69
	5	A-Maryland	10-30-67
	5	H-Erskine	11-4-69
	5	A-W. Forest	9-13-09
	5	H-Wake Forest	9-24-22

SINGLE SEASON RECORDS

GOALS

Rk.	Goals	Name	Games	Year
1.	32	Henry Abadi	16	1973
2.	32	Jimmy Glenn	24	1993
3.	31	Wojtek Krakowiak	24	1998
4.	29	Wolde Harris	23	1993
5.	27	Andy Demori	13	1970
6.	26	Nnamdi Nwokocha	18	1979
	26	Wolde Harris	15	1994
8.	21	Nnamdi Nwokocha	15	1980
	21	Nnamdi Nwokocha	20	1981
	21	Gary Conner	24	1985
	21	Wolde Harris	23	1995
	21	Woolley Ford	16	1973
13.	20	Bruce Murray	22	1987
	20	Dimelon Westfield	20	2002
	20	Christian Nwokocha	20	1976
16.	19	Andy Demori	12	1968
	19	Gary Connor	23	1984
	19	Jimmy Glenn	21	1990
19.	18	Robbie Robinson	19	2019
	18	Christian Nwokocha	19	1978
	18	Godwin Ogbueze	21	1976
	18	Nabeel Kammoun	12	1971
23.	17	Jeff Yenzer	18	1996
	17	Obed Ariri	17	1979
25.	16	Godwin Ogbueze	15	1975
	16	Gary Connor	18	1986

GOALS PER GAME

Rk.	Gls/G	Name	Gls./GP	Yr.
1.	2.08	Andy Demori	27/13	1970
2.	2.00	Henry Abadi	32/16	1973
3.	1.73	Wolde Harris	26/15	1994
4.	1.58	Andy Demori	19/12	1968
5.	1.50	Nabeel Kammoun	18/12	1971
6.	1.44	Nnamdi Nwokocha	26/18	1979
7.	1.40	Nnamdi Nwokocha	21/15	1980
8.	1.33	Jimmy Glenn	32/24	1993
9.	1.29	Wojtek Krakowiak	31/24	1998
10.	1.26	Wolde Harris	29/23	1994

ASSISTS

Rk.	Asts.	Name	Games	Year
1.	19	Eric Eichmann	23	1985
	19	Miles Joseph	24	1993
3.	18	Rivers Guthrie	19	1994
4.	17	Mark Lisi	24	1998
5.	16	Scott Bower	24	1998
6.	15	Bruce Murray	25	1984
7.	14	Bruce Murray	21	1985
	14	Pearse Tormey	20	1990
	14	Imad Baba	24	1993
10.	13	Christian Nwokocha	17	1977
	13	Pearse Tormey	19	1988
	13	Pablo Webster	20	2000
13.	12	Jimmy Glenn	24	1993
	12	Eric Eichmann	25	1984
	12	Fabio Tambosi	22	2002
16.	11	Imad Baba	20	1994
	11	Nnamdi Nwokocha	18	1979
	11	Eric Eichmann	20	1986
	11	John Wilson	23	1998
	11	Bruce Murray	22	1987

ASSISTS PER GAME

Rk.	Ast./G	Name	Asts/Gm	Yr.
1.	1.00	Crag Daugherty	8/8	1970
2.	.95	Rivers Guthrie	18/19	1994
3.	.83	Eric Eichmann	19/23	1985
4.	.79	Miles Joseph	19/24	1993
5.	.76	Christian Nwokocha	13/17	1977
6.	.71	Mark Lisi	17/24	1998
7.	.70	Pearse Tormey	14/20	1990
8.	.68	Pearse Tormey	13/19	1988
9.	.67	Scott Bower	16/24	1998
	.67	Nabeel Kammoun	10/15	1972
	.67	Edo Boonstoppel	8/12	1988
	.67	Bruce Murray	14/21	1985

POINTS

Rk.	Pts.	Name	Games	Year
1.	76	Jimmy Glenn	24	1993
2.	71	Henry Abadi	16	1973
3.	70	Wojtek Krakowiak	24	1998
4.	65	Wolde Harris	23	1993
5.	63	Nnamdi Nwokocha	18	1979
6.	60	Andy Demori	13	1970
7.	54	Wolde Harris	15	1994
8.	51	Woolley Ford	17	1973
	51	Bruce Murray	22	1987
	51	Wolde Harris	23	1995
11.	48	Gary Connor	24	1985
12.	47	Nnamdi Nwokocha	29	1981
13	46	Gary Connor	23	1984
14.	45	Dimelon Westfield	20	2002
	45	Robbie Robinson	19	2019
16.	44	Christian Nwokocha	19	1978
17.	43	Nnamdi Nwokocha	15	1980
	43	Andy Demori	12	1968
	43	Christian Nwokocha	20	1976
	43	Jimmy Glenn	21	1990
21.	42	Nabeel Kammoun	12	1971
22.	41	Bruce Murray	26	1984
	41	Miles Joseph	24	1993
	41	Eric Eichmann	23	1985
	41	Godwin Ogbueze	21	1976
26.	40	Obed Ariri	17	1979

POINTS PER GAME

Rk.	Pts./G	Name	Pts./Gm	Yr.
1.	4.62	Andy Demori	60/13	1970
2.	4.44	Henry Abadi	71/16	1973
3.	3.60	Wolde Harris	54/15	1994
4.	3.58	Andy Demori	43/12	1968
5.	3.50	Nnamdi Nwokocha	63/18	1979
	3.50	Nabeel Kammoun	42/12	1971
7.	3.17	Jimmy Glenn	76/24	1993
8.	3.00	Woolley Ford	51/17	1973
	3.00	Crag Daugherty	24/8	1970
10.	2.92	Wojtek Krakowiak	70/24	1998

ELITE SCORING CLUBS

MOST 50+ POINT SEASONS

1. 3 Wolde Harris 1993-95
(65, 1993; 54, 1994; 51, 1995)

MOST 20+ GOAL SCORING SEASONS

1. 3 Wolde Harris 1993-95
3 Nnamdi Nwokocha 1979-82

MOST 10+ ASSISTS SEASONS

1. 3 Eric Eichmann
3 Bruce Murray

SINGLE SEASON RECORDS

GAMES PLAYED

Rk.	Games	Name	Year
1.	26	Bruce Murray	1984
	26	Dick Landgren	1984
3.	25	Adubarie Otorubio	1984
	25	Eric Eichmann	1984
	25	Maxwell Amatasiro	1984

GAMES STARTED

Rk.	Games	Name	Year
1.	25	Adubarie Otorubio	1984
	25	Eric Eichmann	1984
3.	24	Dick Landgren	1984
	24	Charlie Morgan	1984
	24	Mark Lisi	1998
	24	Dick Landgren	1985
	24	Dane Richards	2005
	24	Nathan Sturgis	2005
	24	Paul Rutenis	1987
	24	Mike Potempa	1998
	24	Imad Baba	1993
	24	Gary Connor	1985
	24	Alan O'Hara	2005
	24	Bruce Murray	1984
	24	Jamey Rootes	1987
	24	Oguchi Onyewu	2001
	24	Jaro Zawislan	1993
	24	Paul Clowes	2015
	24	Andrew Tarbell	2015

DOUBLE FIGURES IN GOALS AND ASSISTS IN SAME SEASON

Player	G	A	Year
Nnamdi Nwokocha	26	11	1979
Mo Tinsley	11	10	1979
Bruce Murray	13	15	1984
Eric Eichmann	11	19	1985
Bruce Murray	20	11	1987
Jimmy Glenn	32	12	1993
Miles Joseph	11	19	1993
Mark Lisi	10	17	1998
Ousmane Sylla	13	10	2023

MOST GOALS SCORED BY TWO PLAYERS

Year	Goals	Player	Player
1993	61	Jimmy Glenn (32)	Wolde Harris (29)
1973	53	Henry Abadi (32)	Woolley Ford (21)
2019	31	Robbie Robinson (18)	Kimarni Smith (13)
1982	28	Mo Tinsley (15)	Chuck Nash (13)

FEWEST GAMES TO SCORE 20 GOALS

Rk.	No.	Name	Year
1.	5	Henry Abadi	1973
2.	7	Andy Demori	1970
3.	9	Wolde Harris	1994
4.	11	Nnamdi Nwokocha	1979
	11	Nabeel Kammoun	1971
6.	12	Wolde Harris	1993

CONSECUTIVE GAMES SCORING A GOAL (MIN. 5 GAMES)

Rk.	No.	Name	Year
1.	11	Nnamdi Nwokocha	1980, 1981
2.	9	Andy Demori	1969, 1970
	9	Jimmy Glenn	1993
	9	Wolde Harris	1993
	9	Dimelon Westfield	2002

GAME WINNING GOALS

Rk.	Goals	Name	Games	Year
1.	10	Wojtek Krakowiak	24	1998
2.	9	Wolde Harris	23	1993
3.	8	Gary Conner	24	1985
4.	7	Christian Nwokocha	19	1978
	7	Nnamdi Nwokocha	20	1981
	7	Bruce Murray	22	1987
	7	Jon Payne	20	1990
	7	Wolde Harris	23	1995
	7	Ian Fuller	23	2001
	7	Dane Richards	24	2005

SHOTS

Rk.	Shots	Name	Goals	Year
1.	152	Andy Demori	27	1970
2.	135	Christian Nwokocha	18	1978
3.	128	Henry Abadi	32	1973
4.	126	Woolley Ford	21	1973
5	115	Wolde Harris	21	1995
6.	101	Bruce Murray	20	1987
7.	98	Nnamdi Nwokocha	21	1981
8.	97	Jimmy Glenn	32	1993
9.	93	Wolde Harris	29	1993
10.	91	Damian Ogunsuyi	11	1978

PLAYERS WITH 40+ POINTS

Rk.	No.	Name	Years
1.	3	Nnamdi Nwokocha	1979, 1980, 1981
	3	Wolde Harris	1993, 1994, 1995
3.	2	Andy Demori	1968, 1970
	2	Christian Nwokocha	1976, 1978
	2	Gary Connor	1984, 1985
	2	Bruce Murray	1984, 1987
	2	Jimmy Glenn	1990, 1993
8.	1	Robbie Robinson	2019

40 POINTS SCORED BY THREE PLAYERS

Year	Player	Pts
1993	Jimmy Glenn	76
	Wolde Harris	65
	Miles Joseph	41

YEARS WITH MULTIPLE 40+ POINT SCORERS

Rk.	Year	Names	Total Points
1	1993	Jimmy Glenn, Wolde Harris, Miles Joseph	182
2	1973	Henry Abadi, Woolley Ford	122
3	1979	Nnamdi Nwokocha, Obed Ariri	103
4	1985	Gary Connor, Eric Eichmann	89
5	1984	Gary Connor, Bruce Murray	87
6	1976	Christian Nwokocha, Godwin Ogbueze	84

GK SINGLE SEASON RECORDS

SOLO SHUTOUTS

Rk.	No.	Name	Games	Year
1.	15	Jamie Swanner	21	1982
2.	14	Jamie Swanner	21	1983
3.	12	Josh Campbell	24	1998
4.	10	Denis Carrington	17	1973
	10	Ximo Miralles	21	2016
6.	9	Andrew Tarbell	24	2015
7.	8	Jaro Zawislan	21	1990
	8	Doug Warren	23	2001
	8	George Marks	23	2021
	8	Phil Marfuggi	24	2005
	8	Jaro Zawislan	21	1991
	8	Joseph Andema	16	2022
11.	7	Matt Jordan	20	1997
	7	George Marks	21	2019
	7	Joseph Andema	23	2023
14.	6	John Bruens	15	1979
	6	Sean Burke	17	1980
	6	Matt Jordan	22	1995

SAVES

Rk.	No.	Name	Games	Year
1.	134	Jaro Zawislan	21	1990
2.	124	Gary Pace	12	1969
	124	Matt Jordan	20	1997
4.	112	Jaro Zawislan	22	1992
5.	110	Gary Pace	11	1968
6.	108	Doug Warren	21	2002
7.	103	Jaro Zawislan	21	1991
	103	Sean Burke	17	1980
9.	97	Jaro Zawislan	24	1993
10.	93	Joseph Bendik	19	2007
11	92	Joseph Bendik	18	2008
12.	91	Jamie Swanner	21	1982
13.	89	Phil Marfuggi	24	2005
14.	86	Denis Carrington	20	1976
15	85	Joseph Bendik	18	2009
16.	84	Andrew Tarbell	24	2015
17.	83	Jamie Swanner	21	1983
18.	79	Josh Campbell	24	1998
19.	77	Doug Warren	20	2000
20.	76	Doug Warren	23	2001
	76	Cody Mizell	17	2011
22.	72	Matt Jordan	22	1995
23	71	George Marks	23	2021
24.	70	Sean Burke	17	1981
25.	69	Denis Carrington	14	1974
26.	67	Phil Marfuggi	16	2006

SAVES PER GAME

Rk.	Svs/G	Name	Saves/Gm	Year
1.	10.33	Gary Pace	124/12	1969
2.	10.00	Gary Pace	110/11	1968
3.	6.38	Jaro Zawislan	134/21	1990
4.	6.20	Matt Jordan	124/20	1997
5.	6.06	Sean Burke	103/17	1980
6.	5.14	Doug Warren	108/21	2002
7.	5.11	Joseph Bendik	92/18	2008
8.	5.09	Jaro Zawislan	112/22	1992
9.	4.93	Denis Carrington	69/14	1974
10.	4.90	Jaro Zawislan	103/21	1991

SAVE PCT. (MIN. 5 GAMES)

Rk.	Pct.	Name	Games	Year
1.	.912	Jamie Swanner	21	1983
2.	.909	Dave Schmieding	6	1974
3.	.902	John Bruens	12	1978
4.	.901	Jamie Swanner	21	1982
5.	.878	Josh Campbell	24	1998
6.	.876	Jaro Zawislan	21	1990
7.	.858	Sean Burke	17	1980
8.	.857	Max Headley	9	1975
	.857	John Bruens	17	1977
10.	.852	Denis Caringtion	14	1974

GOALS AGAINST AVERAGE (MIN. 5 GAMES)

Rk.	Avg.	Name	Games	Year
1.	.367	Denis Carrington	17	1973
2.	.373	Jamie Swanner	21	1983
3.	.390	John Bruens	17	1977
4	.400	John Bruens	12	1978
5.	.480	Jamie Swanner	21	1982
6.	.490	Josh Campbell	24	1998
7.	.590	Max Headley	11	1975
8.	.720	Ximo Miralles	21	2016
9.	.734	Brian Mills	11	1988
10.	.740	John Bruens	15	1979
11.	.750	Shawn Cartmill	17	1985
12.	.780	Tim Genovese	8	1987
13.	.790	Denis Carrington	20	1976
	.790	Matt Jordan	22	1995
15.	.800	Doug Warren	23	2001
16	.826	George Marks	23	2021
17.	.840	Phil Marfuggi	24	2004
	.840	Joseph Andema	23	2023
19.	.848	Andrew Tarbell	17	2014
20.	.882	Andrew Tarbell	24	2015
21.	.900	George Marks	20	2020
22.	.910	George Marks	21	2019
23.	.940	Jaro Zawislan	21	1990
24.	.960	Sean Burke	17	1980
25.	.980	Roberto Marinaro	14	1987

WINS

Rk.	Wins	Name (Record)	Year
1.	21	Josh Campbell (21-2-0)	1998
2.	18	Jamie Swanner (18-2-1)	1982
	18	Jaro Zawislan (18-5-1)	1993
4.	17	Denis Carrington (17-2-1)	1976
	17	Andrew Tarbell (17-3-4)	2015
	17	George Marks (17-2-1)	2019
7.	16	Tim Genovese (16-4-0)	1984
	16	Jamie Swanner (16-3-2)	1983
	16	Jaro Zawislan (16-4-1)	1990
	16	John Bruens (16-1-0)	1977
	16	Denis Carrington (16-1-0)	1973
	16	George Marks (16-5-2)	2021
12.	15	Matt Jordan (15-6-1)	1995
	15	Joseph Andema (15-3-5)	2023
14.	14	Doug Warren (14-4-2)	2000
15.	13	Shawn Cartmill (13-1-1)	1985
	13	Jaro Zawislan (13-6-2)	1991
	13	George Marks (13-3-3)	2020

MINUTES

Rk.	Min.	Name	Games	Year
1.	2,248	Phil Marfuggi	24	2005
2.	2,244	Andrew Tarbell	24	2015
3.	2,118	Jaro Zawislan	22	1992
4	2,086	George Marks	23	2021
5.	2,050	Jaro Zawislan	24	1993
6.	2,041	Joseph Andema	23	2023
7.	2,029	Doug Warren	23	2001
8.	2,014	Josh Campbell	24	1998
9.	2,002	Ximo Miralles	21	2016
10.	1,932	Matt Jordan	22	1995

ACC SHUTOUTS

No.	Player	Year
6	Josh Campbell	1998
6	Ximo Miralles	2016
5	Jamie Swanner	1982

CONSECUTIVE SHUTOUTS

Amt.	Player(s)	Year
8	Sean Burke, Steve Beck, Jay Thomas	1981

INDIVIDUAL CONSECUTIVE SHUTOUT MINUTES

Amt.	Player	Dates
630:33	Jamie Swanner	10/2/83 to 10/26/83

TEAM SINGLE SEASON RECORDS

CLEMSON GOALS

Rk.	Amt.	Year
1.	103	1976
2.	97	1973
3.	96	1993
4.	84	1984
5.	76	1985

CLEMSON ASSISTS

Rk.	Amt.	Year
1.	85	1998
2.	80	1985
3.	76	1993
4.	74	2019
5.	73	1984

CLEMSON POINTS

Rk.	Amt.	Year
1.	268	1993
2.	258	1976
3.	241	1984
4.	240	1973
5.	232	1985

CLEMSON SHOTS

Rk.	Amt.	Year
1.	574	1973
2.	489	1984
3.	487	1978
4.	464	1977
5.	422	1993

CORNER KICKS

Rk.	Amt.	Year
1.	284	2009
2.	224	1984
3.	194	1985
4.	176	1995
5.	172	1981

SAVES

Rk.	Amt.	Year
1.	142	1968
2.	139	1990
3.	128	1969
4.	126	1997
5.	120	1967
	120	2002

OPPONENT GOALS

Rk.	Amt.	Year
1.	31	2003
2.	30	2002
	30	2007
	30	1969
5.	29	1993

OPPONENT ASSISTS

Rk.	Amt.	Year
1.	38	2007
2.	32	1999
3.	29	2002
4.	28	1996
	28	2009

OPPONENT POINTS

Rk.	Amt.	Year
1.	98	2007
2.	89	2002
3.	88	2003
4.	83	2008
5.	81	2004

OPPONENT SHOTS

Rk.	Amt.	Year
1.	292	2008
2.	280	2002
3.	260	1979

OPPONENT CORNER KICKS

Rk.	Amt.	Year
1.	129	2003
2.	123	2002
3.	120	1997

OPPONENT SAVES

Rk.	Amt.	Year
1.	209	1978
2.	195	1983
3.	181	1973

CLEMSON GOALS PER GAME

Rk.	GPG	Games	Goals	Year
1.	5.7	17	97	1973
2.	4.9	21	103	1976
3.	4.3	13	56	1970
	4.3	12	52	1971
5.	4.0	24	76	1993

CLEMSON ASSISTS PER GAME

Rk.	APG	Games	Asts.	Year
1.	3.54	24	85	1998
2.	3.36	22	74	2019
3.	3.33	24	80	1985
4.	3.22	22	71	2002
	3.20	20	64	2000

CLEMSON POINTS PER GAME

Rk.	PPG	Games	Points	Year
1.	14.6	17	248	1973
2.	12.7	21	267	1976
3.	11.7	13	152	1970
4.	11.7	15	175	1975
	11.3	12	135	1971

MATCHES PLAYED

Rk.	Amt.	Year
1.	26	1984
2.	24	1987
	24	1985
	24	1993
	24	1998
	24	2001
	24	2005
	24	2015

MOST MATCHES WON

Rk.	Amt.	Year
1.	22	1984
	22	1998
3.	19	1985
	19	2001
5.	18	1976
	18	1978
	18	1981
	18	1982
	18	1987
	18	1993
	18	2019

WINNING PCT.

Rk.	Amt.	Year
1.	.941	1977
	.941	1973
3.	.925	1978
4.	.917	1998
5.	.900	1981
	.900	1972

SHUTOUTS

Rk.	Amt.	Year
1.	15	1983
	15	1998
3.	14	1982
4.	12	1973
	12	1976

FEWEST GOALS AGAINST

Rk.	Amt.	Year
1.	7	1973
2.	8	1983
3.	9	1975
4.	10	1977
	10	1982

YEARLY LEADERS

GOAL SCORING

Year	Player	Goals
1967	Leo Serrano, SR	9
1968	Andy Demori, SO	19
1969	Andy Demori, JR	10
1970	Andy Demori, SR	27
1971	Nabeel Kammoun, JR	18
1972	Italo Yannuzzelli, JR	15
1973	Henry Abadi, SR	*32
1974	Rennie Phillips, FR	17
1975	Godwin Ogbueze, FR	17
1976	Christian Nwokocha, SO	20
1977	Marwan Kamaruddin, SO	12
1978	Christian Nwokocha, SR	18
1979	Nnamdi Nwokocha, FR	26
1980	Nnamdi Nwokocha, SO	21
1981	Nnamdi Nwokocha, JR	21
1982	Mo Tinsley, SR	15
1983	Chuck Nash, JR	13
1984	Gary Conner, SO	19
1985	Gary Conner, JR	21
1986	Gary Conner, SR	16
1987	Bruce Murray, SR	20
1988	James Grimes, FR	12
1989	Pearse Tormey, JR	15
1990	Jimmy Glenn, FR	19
1991	Jimmy Glenn, SO	12
1992	Wael Salama, SR	11
1993	Jimmy Glenn, SR	*32
1994	Wolde Harris, JR	26
1995	Wolde Harris, SR	21
1996	Jeff Yenzer, SR	17
1997	Wojtek Krakowiak, JR	11
1998	Wojtek Krakowiak, SR	31
1999	Ian Fuller, SO	7
2000	Mark Lisi, SR	15
2001	Ian Fuller, SR	11
2002	Dimelon Westfield, SR	20
2003	Charlie Roberts, JR	5
	Andre Borges, SR	5
2004	Steven Rhyne, SR	11
2005	Dane Richards, JR	12
2006	Dane Richards, SR	11
2007	Tate Parrish, SR	6
2008	Michael Brooks, SR	6
2009	Nathan Thornton, SR	8
2010	Tommy Drake, SR	5
	K.C. Onyeador, FR	5
2011	Brynjar Benediktsson, FR	7
2012	Austin Savage, SR	8
2013	Thomas McNamara	7
2014	Austen Burnikel, So	5
2015	TJ Casner, Sr	10
2016	Diego Campos, Jr	6
2017	Diego Campos, SR	10
2018	Adrian Nuñez, JR	6
2019	Robbie Robinson, JR	18
2020	Kimarni Smith, SR	8
2021	Isaiah Reid, JR	9
2022	Ousmane Sylla, JR	5
2023	Ousmane Sylla, SR	13
2024	Alex Meinhard, SR	11
2025	Ransford Gyan, SO	8

*Single-Season Goal Scoring Record

YEARLY ASSIST LEADERS

Year	Player	Assists
1967	Mark Rubich, JR	5
1968	Bjorn Anzen, SR	5
	Andy Demori, SO	5
1969	Andy Demori, JR,	2
	David Mullis, SR,	2
	Bob Bolick, FR	2
1970	Crag Daugherty, FR	8
1971	Roberto Bradford, JR	6
	Nabeel Kammoun, JR	6
1972	Nabeel Kammoun, SR	10
1973	Clyde Browne, SO	10
1974	Clyde Watson, SO	8
1975	Emmanuel Egede, FR	6
	Damian Ogunsuyi, FR	6
1976	Benedict Popoola, SO	7
1977	Christian Nwokocha, JR	13
1978	Christian Nwokocha, SR	8
1979	Nnamdi Nwokocha, FR	11
1980	Mo Tinsley, SO	10
1981	Mo Tinsley, JR	7
	Chuck Nash, FR	7
1982	Mo Tinsley, SR	7
1983	Chuck Nash, JR	6
	Maxwell Amatasiro, JR	6
1984	Bruce Murray, FR	15
1985	Eric Eichmann, JR	*19
1986	Eric Eichmann, SR	11
1987	Bruce Murray, SR	11
1988	Pearse Tormey, SO	13
1989	Pearse Tormey, JR	8
	Edo Boonstoppel, SR	8
1990	Pearse Tormey, SR	14
1991	Jimmy Glenn, SR	8
1992	Mark Kinch, FR	8
1993	Miles Joseph, SO	*19
1994	Rivers Guthrie, SR	18
1995	Danny Care, JR	10
1996	Paul Stalteri, FR	7
	Craig Wenning, SR	7
	Tony Williams, JR	7
1997	Jody DeBruin, SR	7
	John Wilson, JR	7
1998	Mark Lisi, SO	17
1999	Ian Fuller, SO	7
	Ross Goodacre, SO	7
2000	Pablo Webster, SR	13
2001	Ian Fuller, SR	8
2002	Fabio Tambosi, JR	8
2002	Fabio Tambosi, SR	12
2003	Paul Souders, SR	4
2004	Steven Rhyne, SR	5
2005	Dane Richards, JR	8
2006	Dane Richards, SR	9
2007	Tate Parrish, SR	6
2008	Eric Cava, SO	5
2009	Nick Burton, SO	4
2010	Tommy Drake, SR	5
2011	Brynjar Benekiktsson, FR	5
	Iain Smith, FR,	5
	Jack Metcalf, SO	5
2012	Manolo Sanchez, SO	6
2013	Thomas McNamara, GR	8
2014	Manolo Sanchez, SR	6
	TJ Casner, JR	6
2015	Iman Mafi, JR	8
2016	Oliver Shannon, JR	6
2017	Diego Campos, SR	9
2018	Andrew Burnikel, JR	3
2019	Tanner Dieterich, SR	10
2020	Grayson Barber, JR	7
2021	Ousmane Sylla, SO	7
2022	Ousmane Sylla, JR	7
2023	Ousmane Sylla, SR	10
2024	Joran Gerbet, SR	8
2025	Ransford Gyan, SO	8
	Remi Okunlola, JR	8

* Single Season Assist Record

GAME-WINNING GOALS

Year	Player	GWG
1976	Godwin Ogbueze, SO	5
1977	Taiwo Ogunjobi, JR	5
1978	Christian Nwokocha, SR	7
1979	Nnamdi Nwokocha, FR	5
1980	Nnamdi Nwokocha, SO	6
1981	Nnamdi Nwokocha, JR	7
1982	Mo Tinsley, SR	4
1983	Chuck Nash, JR	6
1984	Gary Conner, SO	4
	Bruce Murray, FR	4
1985	Gary Connor, JR	8
1986	Gary Connor, SR	4
1987	Bruce Murray, SR	7
1988	Pearse Tormey, SO	4
1989	Pearse Tormey, JR	3
1990	Jon Payne, SO	7
1991	David McGuire, FR	4
1992	Jon Payne, SR	5
1993	Wolde Harris, SO	9
1994	Wolde Harris, JR	5
1995	Wolde Harris, SR	7
1996	Paul Stalteri, FR	3

YEARLY LEADERS

1997	Wojtek Krakowiak, JR	4
1998	Wojtek Krakowiak, SR	*10
1999	Ian Fuller, SO	3
2000	Mark Lisi, SR	4
2001	Ian Fuller, SR	7
2002	Dimelon Westfield, SR	5
2003	Charlie Roberts, JR	3
	Paul Souders, SR	3
2004	Olatomiwa Ogunsola, SO	2
	Nathan Sturgis, FR	2
2005	Dane Richards, JR	7
2006	Danny Poe, JR	3
2007	Tommy Drake, FR	3
2008	Hassan Ibrahim, JR	2
	Michael Brooks, SR	2
2009	Nathan Thornton, SR	2
	Austin Savage, FR	2
2010	Nick Burton, JR	2
	Riley Sumpter, JR	2
2011	Brynjar Benediktsson, FR	2
	Amadou Dia, FR	2
2012	Austin Savage, SR	2
	Ara Amirkhanian, SO	2
2013	Thomas McNamara, GR	4
2014	Austen Burnikel, SO	3
2015	TJ Casner, SR	6
2016	Diego Campos, JR	3
2017	Diego Campos, SR	5
2018	Adrian Nuñez, JR	3
2019	Grayson Barber, SO	4
2020	James Brighton, *SO	3
2021	Oskar Agren, JR	3
2022	Ousmane Sylla. JR	2
2023	Ousmane Sylla, SR	5
2024	Alex Meinhard, SR	4
2025	Nathan Richmond, SR	3

* Single Season GWGs Record

YEARLY POINT LEADERS

Year	Player	G	A	Pts
1967	Mark Rubich, JR	8	5	21
1968	Andy Demori, JR	19	5	43
1969	Andy Demori, SO	10	2	22
1970	Andy Demori, SR	27	6	60
1971	Nabeel Kammoun, JR	18	6	42
1972	Italo Yannuzelli, JR	15	5	35
1973	Henry Abadi, SR	32	7	71
1974	Rennie Phillips, FR	17	5	39
1975	Godwin Ogbueze, FR	17	2	36
1976	Christian Nwokocha, SO	20	3	43
1977	Christian Nwokocha, JR	10	13	33
1978	Christian Nwokocha, SR	18	8	44
1979	Nnamdi Nwokocha, FR	26	11	63
1980	Nnamdi Nwokocha, SO	21	1	43
1981	Nnamdi Nwokocha, JR	21	5	47
1982	Mo Tinsley, SR	15	7	37
1983	Chuck Nash, JR	13	6	32
1984	Gary Conner, SO	19	8	46
1985	Gary Conner, JR	21	6	48
1986	Gary Conner, SR	16	2	34
1987	Bruce Murray, SR	20	11	51
1988	Pearse Tormey, SO	9	13	31
1989	Pearse Tormey, JR	15	8	38
1990	Jimmy Glenn, FR	19	5	43
1991	Jimmy Glenn, SO	12	8	32
1992	Wael Salama, SR	11	2	24
1993	Jimmy Glenn, SR	32	12	*76
1994	Wolde Harris, JR	26	2	54
1995	Wolde Harris, SR	21	9	51
1996	Jeff Yenzer, SR	17	4	38
1997	Wojtek Krakowiak, JR	11	5	27
1998	Wojtek Krakowiak, SR	31	8	70
1999	Ian Fuller, SO	7	7	21
2000	Mark Lisi, SR	15	8	38
2001	Ian Fuller, SR	11	8	30
2002	Dimelon Westfield, SR	20	5	45
2003	Charlie Roberts, JR	5	2	12
	Andre Borges, SR	5	2	12
2004	Steven Rhyne, SR	11	5	27
2005	Dane Richards, JR	12	8	32
2006	Dane Richards, SR	11	9	31
2007	Tate Parrish, SR	6	6	18
2008	Michael Brooks, SR	6	1	13
2009	Nathan Thornton, SR	8	2	18
2010	Tommy Drake, SR	5	5	15
2011	Brynjar Benediktsson, FR	7	5	19
2012	Austin Savage, SR	8	4	20
2013	Thomas McNamara, GR	7	8	22
2014	Manolo Sanchez, SR	3	6	12
	TJ Casner, JR	3	6	12
2015	TJ Casner, SR	10	4	24
2016	Diego Campos, JR	6	4	16
2017	Diego Campos, SR	10	9	29
2018	Adrian Nuñez, JR	6	2	14
2019	Robbie Robinson, JR	18	9	45
2020	Kimarni Smith, SR	8	3	19
2021	Isaiah Reid, JR	9	3	21
	Pipe Fernandez, SR	8	5	21
2022	Ousmane Sylla, JR	5	7	17
2023	Ousmane Sylla, SR	13	10	36
2024	Alex Meinhard, SR	11	1	23
2025	Ransford Gyan, SO	8	8	24

*Single Season Points Record

YEARLY LEADERS - GOALKEEPERS

SOLO SHUTOUTS

Year	Player	Shutouts (TM)
1967	Gary Pace, SO	2 (2)
1968	Gary Pace, JR	2 (4)
1969	Gary Pace, SR	1 (1)
1970	Three Goalies	1 (1)
1971	Steve Schoen, FR	2 (2)
1972	Greg Schroth, SO	5 (7)
1973	Denis Carrington, FR	9 (12)
1974	Denis Carrington, SO	3 (7)
1975	Maxie Headley, SO	3 (8)
1976	Denis Carrington, SR	4 (12)
1977	John Bruens, SO	7 (9)
1978	Bill Finneyfrock, JR	5 (9)
1979	John Bruens, SR	6 (10)
1980	Sean Burke, FR	7 (7)
1981	Sean Burke, SO	4 (10)
1982	Jamie Swanner, JR	14 (14)
1983	Jamie Swanner,SR	*15 (15)
1984	Tim Genovese, FR	4 (10)
1985	Chris Dudley, SO	3 (10)
1986	Chris Dudley, JR	2 (4)
1987	Roberto Marinaro, FR	3 (7)
1988	Bryan Mills, FR	4 (7)
1989	Kevin Taylor, SR	4 (7)
1990	Jaro Zawislan, FR	8 (10)
1991	Jaro Zawislan, SO	8 (11)
1992	Jaro Zawislan, JR	1 (6)
1993	Jaro Zawislan, SR	3 (5)
1994	Matt Jordan, FR	1 (7)
1995	Matt Jordan, SO	6 (11)
1996	Matt Jordan, JR	5 (7)
1997	Matt Jordan, SR	7 (10)
1998	Josh Campbell, JR	12 (15)
1999	Josh Campbell, SR	4 (6)
2000	Doug Warren, SO	4 (6)
2001	Doug Warren, JR	8 (10)
2002	Doug Warren, SR	2 (5)
2003	Phil Marfuggi, FR	2 (4)
2004	Phil Marfuggi, SO	2 (5)
2005	Phil Marfuggi, JR	8 (9)
2006	Phil Marfuggi, SR	4 (7)
2007	Joseph Bendik, SO	3 (3)
2008	Joseph Bendik, JR	3 (4)
2009	Joseph Bendik, SR	3 (5)
2010	Cody Mizell, FR	2 (3)
2011	Cody Mizell, SO	4 (4)
2012	Cody Mizell, JR	5 (8)
2013	Chris Glodack,	4 (8)
	Andrew Tarbell, SO	4 (8)
2014	Andrew Tarbell, JR	5 (7)
2015	Andrew Tarbell, Sr	9 (9)
2016	Ximo Miralles, Fr	10(11)
2017	Ximo Miralles, SO	5 (6)
2018	Jonny Sutherland, GR	4 (4)
2019	George Marks, SO	7(10)
2020	George Marks, JR	5 (7)
2021	George Marks, SR	8 (10)
2022	Joseph Andema, FR	8 (8)
2023	Joseph Andema, SO	7 (3)
2024	Joseph Andema, JR	4 (2)
2025	Joseph Andema, SR	3

* Single Season Shutout Record

SAVES LEADERS

Year	Name	Saves
1967	Paul Smith, SR	78
1968	Gary Pace, JR	110
1969	Gary Pace, SR	124
1970	John Burroughs	44
1971	Steve Schoen, FR	56
1972	Greg Schroth, SO	49
1973	Denis Carrington, FR	39
1974	Denis Carrington, SO	69
1975	Max Headley, SO	36
1976	*Not Available*	---
1977	John Bruens, SO	29
1978	Bill Finneyfrock, JR	45
1979	John Bruens, SR	39
1980	Sean Burke, FR	103
1981	Sean Burke, SO	70
1982	Jamie Swanner, JR	91
1983	Jamie Swanner, SR	83
1984	Tim Genovese, FR	48
1985	Chris Dudley, SO	46
1986	Chris Dudley, JR	38
1987	Roberto Marinaro, FR	43
1988	Bryan Mills, FR	21
1989	Kevin Taylor, SR	54
1990	Jaro Zawislan, FR	*134
1991	Jaro Zawislan, SO	103
1992	Jaro Zawislan, JR	112
1993	Jaro Zawislan, JR	97
1994	Matt Jordan, FR	63
1995	Matt Jordan, SO	72
1996	Matt Jordan, JR	52
1997	Matt Jordan, SR	124
1998	Josh Campbell, JR	81
1999	Josh Campbell, SR	53
2000	Doug Warren, SO	77
2001	Doug Warren, JR	76
2002	Doug Warren, SR	108
2003	Phil Marfuggi, FR	55
2004	Phil Marfuggi, SO	31
2005	Phil Marfuggi. JR	89
2006	Phil Marfuggi, SR	67
2007	Joseph Bendik, SO	93
2008	Joseph Bendik, JR	92
2009	Joseph Bendik, SR	85
2010	Cody Mizell, FR	64
2011	Cody Mizell, SO	76
2012	Cody Mizell, JR	59
2013	Andrew Tarbell, SO	36
2014	Andrew Tarbel, JR	43
2015	Andrew Tarbell, Sr	84
2016	Ximo Miralles, Fr	63
2017	Ximo Miralles, SO	50
2018	Jonny Sutherland, GR	30
2019	George Marks, SO	54
2020	George Marks, JR	44
2021	George Marks, SR	71
2022	Joseph Andema, FR	46
2023	Joseph Andema, SO	53
2024	Joseph Andema, Jr	35
2025	Joseph Andema, SR	37

*Single season saves record

GOALS ALLOWED AVG.

Year	Player	GAA
1979	John Bruens, SR	0.74
1980	Sean Burke, FR	0.96
1981	Sean Burke, SO	0.84
1982	Jamie Swanner, JR	0.47
1983	Jamie Swanner, SR	*0.37
1984	Tim Genovese, FR	1.09
1985	Shawn Cartmill, SR	0.75
1986	Chris Dudley, JR	1.39
1987	Roberto Marinaro, FR	0.98
1988	Bryan Mills, FR	0.73
1989	Kevin Taylor, SR	1.01
1990	Jaro Zawislan, FR	0.94
1991	Jaro Zawislan, SO	1.02
1992	Jaro Zawislan, JR	1.06
1993	Jaro Zawislan, SR	1.14
1994	Matt Jordan, FR	1.40
1995	Matt Jordan, SO	0.79
1996	Matt Jordan, JR	1.31
1997	Matt Jordan, SR	1.09
1998	Josh Campbell, JR	0.49
1999	Josh Campbell, SR	1.23
2000	Doug Warren, SO	1.19
2001	Doug Warren, JR	0.80
2002	Doug Warren, SR	1.31
2003	Phil Marfuggi, FR	1.37
2004	Phil Marfuggi, SO	1.35
2005	Phil Marfuggi, JR	0.85
2006	Phil Marfuggi, SR	1.29
2007	Joseph Bendik, SO	1.50
2008	Joseph Bendik, JR	1.48
2009	Joseph Bendik, SR	1.39
2010	Cody Mizell, FR	1.15
2011	Cody Mizell, SO	1.29
2012	Cody Mizell, JR	1.12
2013	Andrew Tarbell, SO	1.01
2014	Andrew Tarbell, JR	.85
2015	Andrew Tarbell, SR	.88
2016	Ximo Miralles, FR	.72
2017	Ximo Miralles, SO	1.12
2018	Jonny Sutherland, GR	1.52
2019	George Marks, SO	.910
2020	George Marks, JR	.900
2021	George Marks, SR	.820
2022	Joseph Andema, FR	.750
2023	Joseph Andema, SO	.840

YEARLY LEADERS - GOALKEEPERS

2025	Joseph Andema, SR	1.36

*Single season goals allowed leader
** Minimum 3 games played in a season.

STAT CHAMPIONS - ACC

ALL MARKS LISTED WERE TOP AMONGST THE ACC DURING THEIR RESPECTIVE SEASON.

INDIVIDUAL

TOTAL GOALS

Year	Player	Goals
1970	Andy Demori	27
1971	Nabeel Kammoun	18
1972	Italo Yannuzzelli	15
1973	Henry Abadi	32
1974	Rennie Phillips	17
1975	Godwin Ogbueze	17
1976	Christian Nwokocha	20
1977	Marwan Kamaruddin	12
1978	Christian Nwokocha	18
1979	Nnamdi Nwokocha	26
1980	Nnamdi Nwokocha	21
1981	Nnamdi Nwokocha	21
1985	Gary Conner	21
1986	Gary Conner/	16
	Tom Stone, Duke	
1987	Bruce Murray	20
1990	Jimmy Glenn	19
1993	Jimmy Glenn	32
1994	Wolde Harris	26
1995	Wolde Harris/	21
	Mike Fisher, Virginia	
1996	Jeff Yenzer	17
1998	Wojtek Krakowiak	31
2019	Robbie Robinson	18

TOTAL ASSISTS (SINCE 1979)

Year	Player	Assists
1979	Nnamdi Nwokocha	11
1984	Bruce Murray	15
1985	Eric Eichmann	19
1993	Miles Joseph	19
1994	Rivers Guthrie	18
1998	Mark Lisi	17
2019	Tanner Dieterich	10

TOTAL POINTS

Year	Player	Assists
1979	Nnamdi Nwokocha	37
1981	Nnamdi Nwokocha	48
1985	Gary Conner	48
1987	Bruce Murray	51
1990	Jimmy Glenn	43
1993	Jimmy Glenn	76
1994	Wolde Harris	54
1998	Wojtek Krakowiak	70
2019	Robbie Robinson	45
2023	Ousmane Sylla	36

GOALS PER GAME (SINCE 2010)

Year	Player	Avg.
2019	Robbie Robinson	0.95

ASSISTS PER GAME (SINCE 2010)

Year	Player	Avg.
2019	Tanner Dieterich	0.50
2020	Grayson Barber	0.64

POINTS PER GAME (SINCE 2010)

Year	Player	Avg.
2019	Robbie Robinson	2.37
2020	Kimarni Smith	1.73

SHOTS PER GAME (SINCE 2010)

Year	Player	Avg.
2019	Robbie Robinson	4.74

SHOTS ON GOAL PER GAME (SINCE 2010)

Year	Player	Avg.
2019	Robbie Robinson	2.16
2020	James Brighton	1.50
	Callum Johnson	1.50
	4 other ACC players tied	1.50

GOALIE SAVE PCT. (SINCE 1979)

Year	Player	Save %
1982	Jamie Swanner	.901
1983	Jamie Swanner	.912
1990	Jaro Zawislan	.876
1992	Jaro Zawislan	.818
1995	Matt Jordan	.809
1997	Matt Jordan	.844
1998	Josh Campbell	.877
2021	George Marks	0.789

GOALS ALLOWED AVG. (SINCE 1979)

Year	Player	GAA
1979	John Bruens	0.42
1981	Sean Burke	0.76
1982	Jamie Swanner	0.48
1983	Jamie Swanner	0.40
1985	Shawn Cartmill	0.53
1995	Matt Jordan	0.79
1998	Josh Campbell	0.49
2021	George Marks	0.82

SAVES

Year	Player	Saves
2008	Joseph Bendik	92
2015	Andrew Tarbell	84

SAVES PER GAME

Year	Player	Avg.
2008	Joseph Bendik	5.11

TEAM

TOTAL POINTS

Year	Total
2002	181
2015	156
2019	214
2023	167

TOTAL GOALS

Year	Total
2015	52
2019	70
2023	60

TOTAL ASSISTS

Year	Total
1998	85
2002	71
2015	52
2019	74

SCORING OFFENSE (SINCE 2010)

Year	Avg.
2019	3.18

POINTS PER GAME (SINCE 2010)

Year	Avg.
2015	6.50
2019	9.73

ASSISTS PER GAME (SINCE 2010)

Year	Avg.
2015	2.17
2019	3.36

SHOTS PER GAME (SINCE 2010)

Year	Avg.
2019	18.50
2020	14.55
2021	15.43

SHOTS ON GOAL PER GAME (SINCE 2010)

Year	Avg.
2019	8.14

CORNER KICKS PER GAME (SINCE 2010)

Year	Avg.
2017	7.58
2020	6.55

SHUTOUTS

Year	Total
1995	11
1997	10
1998	15

SAVE PCT.

Year	Pct.
1995	.800
1997	.840
1998	.879
2021	.7923

GOALS ALLOWED AVERAGE

Year	GAAvg.
1995	0.82
1998	0.46

STAT CHAMPIONS - NCAA

ONLY MARKS RANKED WITHIN THE TOP-20 OF THE NATIONAL RANKINGS AT THE END OF THE YEAR ARE RECOGNIZED BELOW.

INDIVIDUAL

POINTS

Year	Rk.	Player	Points
1989	20th	Pearse Tormey	38
1990	11th	Jimmy Glenn	43
1993	1st	Jimmy Glenn	76
	2nd	Wolde Harris	65
1994	T-2nd	Wolde Harris	54
1995	6th	Wolde Harris	51
1998	1st	Wojtek Krakowiak	70
2002	T-8th	Dimelon Westfield	45
2017	T-16th	Diego Campos	29
2019	1st	Robbie Robinson	45
	17th	Kimarni Smith	31
2020	17th	Kimarni Smith	19
2023	5th	Ousmane Sylla	36

GOALS

Year	Rk.	Player	Goals
1972	1st	Henry Abadi	32
1993	1st	Jimmy Glenn	32
	2nd	Wolde Harris	29
1994	1st	Wolde Harris	26
1995	T-5th	Wolde Harris	21
1998	1st	Wojtek Krakowiak	31
2002	T-6th	Dimelon Westfield	20
2019	T-1st	Robbie Robinson	18
	16th	Kimarni Smith	13
2020	14th	Kimarni Smith	8
2023	14th	Ousmane Sylla	13
2024	22nd	Alex Meinhard	11

ASSISTS

Year	Rk.	Player	Assists
1994	T-1st	Rivers Guthrie	18
1998	1st	Mark Lisi	17
2002	T-8th	Fabio Tambosi	12
2017	T-14th	Diego Campos	9
2019	6th	Tanner Dieterich	10
	T-10th	Grayson Barber	9
	T-10th	Robbie Robinson	9
2020	9th	Grayson Barber	7
2023	8th	Ousmane Sylla	10

POINTS PER GAME

Year	Rk.	Player	PPG.
1998	2nd	Wojtek Krakowiak	2.92
2000	6th	Mark Lisi	2.24
2002	6th	Dimelon Westfield	2.25
2017	T-15th	Diego Campos	1.61
2019	1st	Robbie Robinson	2.37
2023	18th	Ousmane Sylla	1.57

GOALS PER GAME

Year	Rk.	Player	GPG.
1998	2nd	Wojtek Krakowiak	1.29
2000	9th	Mark Lisi	0.88
2002	5th	Dimelon Westfield	1.00
2019	3rd	Robbie Robinson	0.95

ASSISTS PER GAME

Year	Rk.	Player	APG.
1998	7th	Mark Lisi	0.71
	T-9th	Scott Bower	0.67
2000	5th	Pablo Webster	0.65
	T-8th	Ross Goodacre	0.60
2002	17th	Fabio Tambosi	0.55
2017	T-13th	Diego Campos	0.50
2019	9th	Tanner Dieterich	0.50
	18th	Robbie Robinson	0.47

SHOTS PER GAME (SINCE 2010)

Year	Rk.	Player	Avg.
2017	9th	Diego Campos	3.78
2019	3rd	Robbie Robinson	4.74
2025	8th	Ransford Gyan	4.00

SHOTS ON GOAL PER GAME (SINCE 2010)

Year	Rk.	Player	Avg.
2019	6th	Robbie Robinson	2.16
2025	5th	Ransford Gyan	2.00
	5th	Remi Okunlola	2.00

GAME-WINNING GOALS

Year	Rk.	Player	Total
2020	14th	James Brighton	3
2023	10th	Ousmane Sylla	5
2024	16th	Alex Meinhard	4

GOALS AGAINST AVERAGE

Year	Rk.	Player	GA Avg.
1998	2nd	Josh Campbell	0.49
2001	17th	Doug Warren	0.80
2016	17th	Ximo Miralles	0.72
2021	18th	George Marks	0.82
2022	20th	Joseph Andema	0.75
2025	14th	Joseph Andema	1.00

TOTAL SAVES

Year	Rk.	Player	Saves
2015	17th	Andrew Tarbell	84
2020	18th	George Marks	44

GOALIE MINUTES PLAYED

Year	Rk.	Player	Minutes
2020	2nd	George Marks	1,791
2021	1st	George Marks	2,086
2023	3rd	Joseph Andema	2,041

SHUTOUTS

Year	Rk.	Player	Shutouts

TEAM

TOTAL POINTS (SINCE 2010)

Year	Ranking	Total
2014	9th	118
2015	3rd	156
2017	9th	125
2019	1st	214
2020	6th	95
2021	4th	159
2023	3rd	167
2024	4th	159

TOTAL GOALS (SINCE 2010)

Year	Ranking	Total
2014	17th	37
2015	4th	52
2017	11th	41
2019	1st	70
2020	3rd	35
2021	7th	51
2023	1st	60
2024	2nd	56

TOTAL ASSISTS (SINCE 2010)

Year	Ranking	Total
2014	5th	44
2015	1st	52
2016	20th	35
2017	8th	43
2019	1st	74
2021	4th	57
2023	9th	47
2024	10th	47

POINTS PER GAME (SINCE 2010)

Year	Ranking	Avg..
2015	4th	6.50
2017	7th	6.58
2019	1st	9.73
2021	11th	6.91
2023	6th	7.26
2024	6th	7.23

ASSISTS PER GAME (SINCE 2010)

Year	Ranking	Avg.
2014	7th	2.00
2015	4th	2.17
2017	7th	2.26
2019	1st	3.36
2021	7th	2.48

CORNER KICKS PER GAME (SINCE 2010)

Year	Ranking	Avg.
2017	1st	7.58
2019	4th	6.86
2021	19th	6.35
2022	16th	6.62
2023	5th	7.26
2024	1st	7.00

SHOTS PER GAME (SINCE 2010)

Year	Ranking	Avg.
2019	2nd	18.50
2021	16th	15.43
2024	10th	15.50
2025	5th	18.00

SHOTS ON GOAL PER GAME (SINCE 2010)

Year	Ranking	Avg..
2017	13th	6.68
2019	2nd	8.14
2023	14th	6.57
2024	7th	6.95
2025	13th	5.00

SCORING OFFENSE

Year	Ranking	Goals/Game
1998	T-2nd	2.88
2000	5th	2.95
2001	14th	2.46
2002	T-12th	2.50
2015	9th	2.17
2017	T-6th	2.16
2019	1st	3.18
2021	14th	2.22
2023	4th	2.61

GOALS AGAINST AVERAGE

Year	Ranking	GAAvg.
1998	2nd	0.46
2001	16th	0.81
2016	13th	0.70
2021	15th	0.80
2023	16th	0.81
2025	14th	1.00

SHUTOUT PCT.

Year	Ranking	Pct.
1998	4th	.583
2023	19th	.435

WINNING PCT.

CAREER RECORDS

GAMES PLAYED

Rk.	Player	Years	Starts	Games
1.	Jaro Zawislan	1990-93	88	88
	Eric Eichmann	1983-86	87	88
	Jimmy Glenn	1990-93	75	88
4.	Justin Malou	2017-21	76	87
5.	Paul Rutenis	1984-87	81	86
	Gary Conner	1983-86	80	86
	Danny Care	1993-96	82	86
	Paul Clowes	2012-15	82	86
9.	Bruce Murray	1984-87	80	85
10.	Kyle Fisher	2012-15	83	83
	Mohamed Seye	2019-2023	46	83
11.	Pearse Tormey	1987-90	80	82
	Miles Joseph	1992-95	77	82
	Andy Pujats	1982-92	81	82

GAMES STARTED

Rk.	Player	Years	Games	Starts
1.	Jaro Zawislan	1990-93	88	88
2.	Eric Eichmann	1983-87	88	87
3.	Kyle Fisher	2012-15	83	83
4.	Danny Care	1993-96	86	82
	Paul Clowes	2012-15	86	82
6.	Andy Pujats	1988-92	82	81
	Paul Rutenis	1984-87	86	81
	Phanuel Kavita	2010-14	81	81
9.	Gary Conner	1983-86	86	80
	Bruce Murray	1984-87	85	80
	Matt Jordan	1994-97	80	80
	Pearse Tormey	1987-90	82	80

GOALS

Rk.	Player	Years	Games	Goals	Total
1.	Wolde Harris	1993-95	61	29-26-21	76
2.	Nnamdi Nwokocha	1979-82	63	26-21-21-6	74
3.	Jimmy Glenn	1990-93	88	19-12-5-32	68
4.	Gary Conner	1983-86	86	11-19-21-16	67
5.	Christian Nwokocha	1975-78	68	11-20-10-18	59
6.	Andy Demori	1968-70	37	19-10-27	56
7.	Bruce Murray	1984-87	84	13-9-6-20	48
8.	Godwin Ogbueze	1975-79	66	16-18-11-1	46
9.	Henry Abadi	1972-73	27	13-32	45
10.	Chuck Nash	1981-84	80	5-13-13-12	43
11.	Wojtek Krakowiak	1997-98	44	11-31	42
12.	Mo Tinsley	1979-82	73	11-5-10-15	41
13.	Pearse Tormey	1987-90	82	11-9-15-5	40
14.	Taiwo Ogunjobi	1975-78	72	9-14-7-5	35
15.	Arthur Ebunam	1979-82	76	5-10-8-11	34
16.	Mark Lisi	1997-00	77	3-10-5-15	33
17.	Nabeel Kammoun	1971-73	44	18-9-5	32
	Obed Ariri	1976-79	41	15-0-0-17	32
	Eric Eichmann	1983-86	88	5-8-11-8	32
	Steven Rhyne	2000-04	79	7-7-7-0-11	32
21.	Damian Ogunsuyi	1975-78	64	5-9-6-11	31
22.	Miles Joseph	1992-95	82	2-11-9-8	30
23.	Dimelon Westfield	2001-02	39	9-20	29
24.	Jon Payne	1989-92	76	5-12-4-7	28
25.	Marwan Kamaruddin	1977-79	50	11-10-5	26
	Kimarni Smith	2017-20	63	3-2-13-8	26

GOALS PER GAME

Rk.	Name	Years	Games	Goals	Gls/Gm
1.	Henry Abadi	1972-73	27	45	1.67
2.	Andy Demori	1968-70	37	56	1.51
3.	Wolde Harris	1993-95	61	76	1.25
4.	Nnamdi Nwokocha	1979-82	63	74	1.17
5.	Wojtek Krakowiak	1997-98	44	42	.95
6.	Christian Nwokocha	1975-78	67	62	.88
7.	Obed Ariri	1976-79	41	32	.78
	Gary Conner	1983-86	86	67	.78
9.	Jimmy Glenn	1990-93	88	68	.77
10.	Dimelon Westfield	2001-02	39	29	.74

ASSISTS

Rk.	Player	Years	Games	Assists	Total
1.	Eric Eichmann	1983-86	88	5-12-19-11	47
2.	Bruce Murray	1984-87	84	15-14-6-11	46
3.	Pearse Tormey	1987-90	82	6-13-8-14	41
	Miles Joseph	1992-95	82	6-19-8-8	41
5.	Rivers Guthrie	1991-94	79	2-7-10-18	37
	Mark Lisi	1997-00	77	6-17-6-8	37
7.	Mo Tinsley	1979-82	73	10-10-6-7	33
8.	Imad Baba	1993-95	67	14-11-7	32
9.	Fabio Tambosi	1999-02	80	4-5-8-12	29
10.	Jimmy Glenn	1990-93	88	5-8-3-12	28
11.	Christian Nwokocha	1975-78	67	3-3-13-8	27
	John Wilson	1995-98	80	3-6-7-11	27
13.	Ross Goodacre	1998-01	78	6-7-9-4	26
14.	Steven Rhyne	2000-04	79	2-7-9-0-5	23
	Ian Fuller	1998-01	64	0-7-8-8	23
	Nnamdi Nwokocha	1979-82	63	11-1-5-6	23
17.	Nabeel Kammoun	1971-73	44	6-10-6	22
	Maxwell Amatasiro	1981-84	78	4-5-6-7	22
	Edo Boonstoppel	1987-89	56	6-8-8	22
	Thomas Najjar	1987-90	77	5-0-7-10	22
21.	Pablo Webster	1997-00	76	1-1-5-13	20
	Gary Conner	1983-86	86	4-8-6-2	20
	Chuck Nash	1981-84	80	6-6-6-2	20
	Danny Care	1993-96	86	3-4-10-3	20
	Clyde Browne	1972-75	58	5-10-2-3	20

ASSISTS PER GAME

Rk.	Player	Years	Games	Assists	Asst/G
1.	Bruce Murray	1984-87	84	46	.55
2.	Eric Eichmann	1983-86	88	47	.53
3.	Nabeel Kammoun	1971-73	44	22	.50
	Pearse Tormey	1987-90	82	41	.50
	Miles Joseph	1992-95	82	41	.50
6.	Mark Lisi	1997-00	77	37	.48
	Imad Baba	1993-96	67	32	.48
8.	Rivers Guthrie	1991-94	79	37	.47
9.	Mo Tinsley	1979-82	73	33	.45
10.	Henry Abadi	1972-73	27	12	.44

POINTS

Rk.	Player	Years	Games	Asts.	Goals	Points
1.	Nnamdi Nwokocha	1979-82	63	23	74	171
2.	Wolde Harris	1993-95	61	18	76	170
3.	Jimmy Glenn	1990-93	88	28	68	164
4.	Gary Conner	1983-86	86	20	67	154
5.	Christian Nwokocha	1975-78	67	27	59	145
6.	Bruce Murray	1984-87	84	46	48	142
7.	Andy Demori	1968-70	37	13	56	125
8.	Pearse Tormey	1987-90	82	41	40	121
9.	Mo Tinsley	1979-82	73	33	41	115
10.	Eric Eichmann	1983-86	88	47	32	111
	Godwin Ogbueze	1975-78	65	19	47	111
12.	Chuck Nash	1981-84	80	20	43	106

CAREER RECORDS

13.	Mark Lisi	1997-00	77	37	33	103
14.	Henry Abadi	1972-73	27	12	45	102
15.	Miles Joseph	1992-95	82	41	30	101
16.	Wojtek Krakowiak	1997-98	44	13	42	97
17.	Steven Rhyne	2000-04	79	23	32	87
18.	Arthur Ebunam	1979-82	76	18	34	86
	Nabeel Kammoun	1971-73	44	22	32	86
20.	Damian Ogunsuyi	1975-78	64	19	31	81
21.	Taiwo Ogunjobi	1975-78	72	7	35	77
22.	Fabio Tambosi	1999-02	80	29	23	75
23.	Imad Baba	1993-95	67	32	21	74
24.	Obed Ariri	1976-79	41	6	32	70
25.	Jon Payne	1989-92	76	13	28	69

POINTS PER GAME

Rk.	Name	Years	Games	Points	Pt/Game
1.	Henry Abadi	1972-73	27	102	3.78
2.	Andy Demori	1968-70	37	125	3.38
3.	Wolde Harris	1993-95	61	170	2.79
4.	Nnamdi Nwokocha	1979-82	63	171	2.71
5.	Wojtek Krakowiak	1997-98	44	97	2.20
6.	Christian Nwokocha	1975-78	67	149	2.16
7.	Nabeel Kamooun	1971-73	44	86	1.95
8.	Jimmy Glenn	1990-93	88	164	1.86
9.	Gary Conner	1983-86	86	154	1.79
10.	Dimelon Westfield	2001-02	39	68	1.74

GAME WINNING GOALS

Rk.	Player	Years	GWG
1.	Wolde Harris	1993-95	21
2.	Nnamdi Nwokocha	1979-82	19
	Gary Conner	1983-86	19
4.	Jon Payne	1989-92	15
5.	Wojtek Krakowiak	1997-98	14
6.	Arthur Ebunam	1979-82	13
	Chuck Nash	1981-84	13
	Bruce Murray	1984-87	13
9.	Mo Tinsley	1979-82	12
10.	Christian Nwokocha	1975-78	11
	Mark Lisi	1997-00	11
	Pearse Tormey	1987-90	11

MOST SHOTS

Rk	Player	Years	Shots
1.	Andy Demori	1968-70	308
2.	Wolde Harris	1993-95	297
3.	Nnamdi Nwokochi	1979-82	291
4.	Bruce Murray	1984-87	270
5.	Gary Conner	1983-86	268
6.	Jimmy Glenn	1990-93	267
7.	Mo Tinsely	1979-82	261
8.	Pearse Tormey	1987-90	247
9.	Christian Nwokocha	1975-78	232
10.	Eric Eichmann	1983-86	217

CLEMSON'S ELITE CAREER CLUBS

40 Goals-40 Assists

Player Years	Goals/Assists	
Bruce Murray	1984-87	48 goals, 46 assists
Pearce Tormey	1987-90	40 goals, 41 assists

30 goals-30 assists

Player Years	Goals/Assists	
Bruce Murray	1984-87	48 goals, 46 assists
Pearce Tormey	1987-90	40 goals, 41 assists
Eric Eichmann	1983-86	32 goals, 47 assists
Miles Joseph	1992-95	30 goals, 41 assists
Mo Tinsley	1979-82	41 goals, 33 assists
Mark Lisi	1997-00	33 goals, 37 assists

GOALKEEPER CAREER RECORDS

MOST SOLO SHUTOUTS

Rk.	Player	Year	No.
1.	Jamie Swanner	1982-83	29
2.	Jaro Zawislan	1990-93	22
	Joseph Andema	2022-25	22
3.	George Marks	2018-2021	21
4.	Matt Jordan	1994-97	19
5.	Phil Marfuggi	2003-06	18
6.	Denis Carrington	1973-76	17
	Josh Campbell	1996-99	17
8.	Andrew Tarbell	2012-15	15
	Joseph Andema	2022-23	15
10.	Doug Warren	2000-02	14
11.	Joseph Bendik	2006-09	11
	Cody Mizell	2010-12	11
13.	John Bruens	1977-79	10
	Sean Burke	1980-81	10
15.	Chris Dudley	1984-87	9
16.	Bill Finneyfrock	1978-79	7

MOST SAVES

Rk.	Player	Years	No.
1.	Jaro Zawislan	1990-93	446
2.	Matt Jordan	1994-97	311
3.	Joseph Bendik	2006-09	281
4.	Doug Warren	2000-02	261
5.	Phil Marfuggi	2003-06	242
6.	Gary Pace	1968-69	234
7.	Denis Carrington	1973-76	216
8.	Cody Mizell	2010-12	199
9.	George Marks	2018-21	179
10.	Jamie Swanner	1982-83	174
11.	Sean Burke	1980-81	173
12.	Joseph Andema	2022-25	171
13.	Andrew Tarbell	2012-15	163
14.	Josh Campbell	1996-99	140
15.	John Bruens	1977-79	112
16.	Chris Dudley	1984-87	106

MOST SAVES PER GAME

Rk.	Player	Years	SPG
1.	Jaro Zawislan	1990-93	5.07
2.	Joseph Bendik	2006-09	4.61
3.	Jamie Swanner	1982-83	4.14
4.	Doug Warren	2000-02	4.08
5.	Cody Mizell	2010-12	3.90
6.	Matt Jordan	1994-97	3.89
7.	Dennis Carrington	1973-76	3.79
8.	Phil Marfuggi	2003-06	3.67
9.	Chris Dudley	1984-87	3.12
10.	Andrew Tarbell	2012-15	2.91

BEST SAVE PCT.

Rk.	Player	Years	No.
1.	Jamie Swanner	1982-83	.906
2.	Maxie Headley	1975-77	.882
3.	Denis Carrington	1973-76	.864
4.	Josh Campbell	1996-99	.853
5.	Sean Burke	1980-81	.852
6.	John Bruens	1977-79	.848
7.	Jaro Zawislan	1990-93	.831
8.	Chris Glodack	2011-14	.817
9.	Shawn Cartmill	1982-85	.806
10.	Josh Campbell	1996-99	.806
11.	Joseph Andema	2022	.793
12.	Doug Warren	2000-02	.789
13.	Matt Jordan	1994-97	.776
14.	Chris Dudley	1984-87	.774
15.	Bill Finneyfrock	1978-79	.772
16.	Joseph Bendick	2006-09	.766

BEST GOAL AGAINST AVG.

Rk.	Player	Years	Avg.
1.	Jamie Swanner	1982-83	0.42
2.	John Bruens	1977-79	0.52
3.	Denis Carington	1973-76	0.70
4.	Shawn Cartmill	1982-85	0.71
5.	Joseph Andema	2022-23	0.81
	Chris Glodack	2011-14	0.81
7.	Josh Campbell	1996-99	0.83
8.	George Marks	2018-21	0.90
9.	Andrew Tarbell	2012-15	0.91
10.	Tim Genovese	1984-87	1.00
11.	Joseph Andema	2022-25	1.01
12.	Chris Dudley	1984-87	1.03
13.	Jaro Zawislan	1990-93	1.05
14.	Kevin Taylor	1986-89	1.05
15.	Doug Warren	2000-02	1.09
	Bill Finneyfrock	1978-79	1.09
16.	Roberto Marinaro	1987-90	1.10
17.	Matt Jordan	1994-97	1.14

MOST GOALKEEPER WINS

Rk.	Player	Years	Wins
1.	Jaro Zawislan	1990-93	58
2.	Denis Carrington	1973-76	50
3.	George Marks	2018-21	47
4.	Matt Jordan	1994-97	44
5.	John Bruens	1977-79	35
6.	Jamie Swanner	1982-83	34
7.	Josh Campbell	1996-99	32
	Andrew Tarbell	2012-15	32
9.	Doug Warren	2000-02	25
	Phil Marfuggi	2003-06	25
	Joseph Andema	2022-23	25
12.	Tim Genovese	1984-87	22
	Joseph Bendik	2006-09	22
14.	Kevin Taylor	1986-89	20
15.	Chris Dudley	1984-87	18
16.	Shawn Cartmill	1982-85	16
	Cody Mizell	2010-12	16

MOST MINUTES

Rk.	Player	Years	Min.
1.	Jaro Zawislan	1990-93	7829
2.	Matt Jordan	1994-97	7136
3.	Joseph Andema	2022-25	6322
4.	George Marks	2018-21	6241
5.	Phil Marfuggi	2003-06	5895
6.	Doug Warren	2000-02	5757
7.	Joseph Bendik	2006-09	5508
8.	Andrew Tarbell	2012-15	5254
9.	Cody Mizell	2010-12	4779
10.	Denis Carrington	1973-76	4392
11.	Jamie Swanner	1982-83	3814

HAT TRICKS

(3 or more goals scored in a single match)

	1967	
Leo Serrano	5 goals vs. Erskine	10-10-67
	1968	
Andy Demori	4 goals vs. Emory	9-28-68
	4 goals vs. The Citadel	10-26-68
	3 goals vs. N.C. State	**11-9-68**
	1970	
Andy Demori	4 goals vs. Georgia State	9-25-70
	3 goals vs. The Citadel	10-3-70
	5 goals vs. Emory	10-10-70
	3 goals vs. North Carolina	**10-16-70**
Crag Daugherty	3 goals vs. Sewanee	10-9-70
John Bellack	3 goals vs. Furman	11-10-70
	1971	
Nabeel Kammoun	5 goals vs. Jacksonville	9-25-71
Jon Babashak	**3 goals vs. Virginia**	**10-10-71**
	5 goals vs. Furman	11-10-71
Roberto Bradford	3 goals vs. Warren Wilson	9-18-71
	3 goals vs. Appalachian State	9-29-71
	1972	
Henry Abadi	3 goals vs. Appalachian State	9-25-72
	3 goals vs. Rollins	9-29-72
	1973	
Henry Abadi	**5 goals vs. N.C. State**	**9-16-73**
	6 goals vs. Western Carolina	9-26-73
	4 goals vs. Furman	10-3-73
	3 goals vs. The Citadel	10-7-73
	3 goals vs. Appalachian State	10-21-73
Woolley Ford	4 goals vs. Furman	10-3-73
	3 goals vs. James Madison	11-25-73
	1974	
Rennie Phillips	3 goals vs. James Madison	9-15-74
	3 goals vs. Furman	9-26-74
	4 goals vs. N.C. State	**11-3-74**
George Hyles	4 goals vs. Jacksonville	9-30-74
	4 goals vs. North Carolina	10-18-74
	1975	
Godwin Ogbueze	3 goals vs. Jacksonville	9-28-75
	4 goals vs. N.C. State	**10-19-75**
Christian Nwokocha	**5 goals vs. Duke**	**10-26-75**
	1976	
Godwin Ogbueze	3 goals vs. Ala.-Huntsville	9-19-76
	3 goals vs. Furman	9-29-76
Christian Nwokocha	6 goals vs. Flagler	10-31-76
	4 goals vs. James Madison	10-26-76
	1977	
Christian Nwokocha	4 goals vs. Florida Tech	9-11-77
Godwin Ogbueze	3 goals vs. Furman	10-27-77
	1978	
Christian Nwokocha	3 goals vs. Pfeiffer	9-3-78
	3 goals vs. Philadelphia Tex.	12-10-78
Marwan Kamaruddin	3 goals vs. Erskine	10-31-78
	1979	
Nnamdi Nwokocha	7 goals vs. Belmont Abbey	9-9-79
	3 goals vs. Davis & Elkins	10-5-79
	4 goals vs. Erskine	10-24-79
Obed Ariri	3 goals vs. Belmont Abbey	9-19-79
Mo Tinsley	3 goals vs. Belmont Abbey	9-19-79
	3 goals vs. Davis & Elkins	10-5-79
	1980	
Nnamdi Nwokocha	3 goals vs. Old Dominion	9-7-80
	3 goals vs. Wake Forest	**9-14-80**
	4 goals vs. Georgia State	9-17-80
	3 goals vs. N.C. State	**9-21-80**
	1982	
Chuck Nash	4 goals vs. Appalachian State	9-5-82
	3 goals vs. Erskine	9-29-82
Nnamdi Nwokocha	3 goals vs. Florida Int.	10-6-82
	1983	
Adubarie Otorubio	3 goals vs. Western Carolina	9-28-83
	1986	
Gary Conner	3 goals vs. Charleston	8-31-86
	3 goals vs. Mercer	11-5-86
David Fortner	3 goals vs. Mercer	11-5-86
	1987	
Bruce Murray	3 goals vs. UNC-Asheville	9-1-87
	1988	
James Grimes	3 goals vs. USC-Spartanburg	9-1-88
Richie Richmond	**3 goals vs. Duke**	**9-25-88**
	1989	
Jon Payne	3 goals vs. North Georgia	9-1-89
Pearse Tormey	4 goals vs. Presbyterian	10-3-89
	1990	
Jon Payne	3 goals vs. Georgia State	10-2-90
Jimmy Glenn	3 goals vs. Coastal Carolina	9-26-90
	3 goals vs. Adelphi	10-5-90
	4 goals vs. Santa Clara	10-7-90
	1991	
Jimmy Glenn	3 goals vs. William & Mary	10-13-91
John Hammontree	4 goals vs. Maryville	10-16-91
	1992	
Wael Salama	4 goals vs. Mercer	9-29-92
	1993	
Jimmy Glenn	3 goals vs. Radford	9-4-93
	3 goals vs. Appalachian State	9-22-93
	3 goals vs. Georgia State	10-20-93
	3 goals vs. Mercer	10-27-93
Wolde Harris	4 goals vs. Appalachian State	9-22-93
	3 goals vs. Francis Marion	9-28-93
	1994	
Wolde Harris	5 goals vs. Vanderbilt	9-4-94

HAT TRICKS

	3 goals vs. North Carolina	**9-11-94**
	4 goals vs. Mercer	9-14-94
	3 goals vs. Furman	10-16-94
Rivers Guthrie	3 goals vs. Vanderbilt	9-4-94
	1995	
Wolde Harris	3 goals vs. Erskine	10-11-95
	3 goals vs. Wofford	11-1-95
	1996	
Jeff Yenzer	4 goals vs. UNC-Asheville	9-1-96
	3 goals vs. Georgia Southern	9-18-96
Paul Stalteri	3 goals vs. Appalachian State	9-25-96
Eric Quill	3 goals vs. Erskine	10-16-96
	1998	
Wojtek Krakowiak	**3 goals vs. North Carolina**	**9-13-98**
	3 goals vs. Cal Poly SLO	10-2-98
	4 goals vs. Elon	10-28-98
	3 goals vs. Lafayette	11-22-98
	1999	
Mark Lisi	4 goals vs. Winthrop	10-13-99
	2000	
Fabio Tambosi	3 goals vs. Charleston Southern	9-20-00
	2001	
Damelon Westfield	3 goals vs. Davidson	10-21-01
	2004	
Steven Rhyne	3 goals vs. Lipscomb	9-1-04
	2007	
Tate Parrish	3 goals vs. Georgia Southern	10-2-07
	2008	
Michael Brooks	4 goals vs. Maryland	10-3-08
	2012	
Austin Savage	3 Goals vs. Gardner-Webb	10-16-12
	2017	
Jason Wright	3 Goals vs. Gardner-Webb	10-10-17
Diego Campos	**3 Goals vs. Duke**	**10-13-17**
	2019	
Robbie Robinson	3 goals vs. USC Upstate	9-9-19
	3 goals at. Syracuse	**10-19-19**
Kimarni Smith	3 goals vs. USC Upstate	9-9-19
	2020	
Kimarni Smith	**3 goals vs. Virginia Tech**	**11-15-20**
	2022	
Marco Garcia	3 goals vs. Presbyterian	9-19-22
	2023	
Mohamed Seye	3 goals vs. Presbyterian	9-5-23
Ousmane Sylla	**3 goals vs. Boston College**	**10-20-23**
	2024	
Alex Meinhard	**3 goals vs. Syracuse**	**10-25-24**

***ACC Matches in Bold Face**

Individuals with Multiple Hat Tricks in a Season: (*18 individuals*)

Henry Abadi - 1972, 1973
Jon Babashak - 1971
Roberto Bradford - 1971
Gary Conner - 1986
Andy Demori - 1968, 1970
Woolley Ford - 1973
Jimmy Glenn - 1990, 1993
Wolde Harris - 1993, 1994, 1995
George Hyles - 1974
Wojtek Krakowiak - 1998
Chuck Nash - 1982
Christian Nwokocha - 1976, 1978
Nnamdi Nwokocha - 1979, 1980
Godwin Ogbueze - 1975, 1976
Rennie Phillips - 1974
Robbie Robinson - 2019
Mo Tinsley - 1979
Jeff Yenzer - 1996

Most Seasons with Multiple Hat Tricks in a Season:

3, Wolde Harris - 1993, 1994, 1995
2, Andy Demori - 1968, 1970
2, Henry Abadi - 1972, 1973
2, Godwin Ogbueze - 1975, 1976
2, Christian Nwokocha - 1976, 1978
2, Nnamdi Nwokocha - 1979, 1980
2, Jimmy Glenn - 1990, 1993

Most Consecutive Matches With A Hat Trick:

4, Nnamdi Nwokocha, 1980

Most Hat Tricks In A Season By Team:

7, 1973

MOST HAT TRICKS/SEASON

Rk.	No.	Name	Year
1.	5	Henry Abadi	1973
2.	4	Andy Demori	1970
	4	Nnamdi Nwokocha	1980
	4	Jimmy Glenn	1993
	4	Wolde Harris	1994
	4	Wojtek Krakowiak	1998

MOST HAT TRICKS/CAREER (MIN. 3)

Rk.	No.	Name
1.	8	Nnamdi Nwokocha
	8	Jimmy Glenn
	8	Wolde Harris
4.	7	Henry Abadi
	7	Andy Demori
6.	6	Christian Nwokocha
7.	5	Godwin Ogbueze
8.	4	Wojtek Krakowiak
9.	3	Rennie Phillips

Note: Clemson players have scored 104 hat tricks.

LAST MINUTE GOALS

Clemson players who have scored the winning goal in the last 10 minutes of a game or in an overtime period. If two or more goals were scored during this time, the goal putting Clemson ahead is listed.

Date	Score	Scorer	Site	Opponent	Time
11-11-67	4-3	Mark Rubich	A	N.C. State (OT)	N/A
11-2-68	1-0	Frank Schmidt (Mullis)	A	Warren WIlson (OT)	98:00
11-9-68	4-3	Mark Rubich (Unassisted)	H	N.C. State	89:45
11-3-72	1-0	Italo Yannuzelli (Penalty Kick)	A	Duke (OT)	99:30
12-2-73	1-0	Henry Abadi (Watson)	H	South Florida (4OT)	139:12
11-17-74	3-2	Godwin Royce (Phillips)	H	Navy (OT)	101:48
10-5-75	2-1	Christian Nwokocha (Moore)	H	St. Louis	81:58
10-2-76	4-2	Charles Headlam (Unassisted)	A	SIU-Edwardsville	101:40
10-26-76	3-2	Taiwo Ogunjobi (Headlam)	A	James Madison	94:30
9-30-77	1-0	Benedict Poopola (Unassisted)	H	Erskine (OT)	90:41
11-5-78	3-2	Benedict Poopola (Unassisted)	H	Maryland (OT)	104:51
11-19-78	2-1	Benedict Poopola (Ogunsuyi)	H	Appalachian State (OT)	91:16
9-16-79	2-1	Arthur Ebunam(Nwokocha)	H	Connecticut (OT)	90:58
9-24-80	1-0	Arthur Ebunam (Unassisted)	H	UNC Charlotte	88:35
10-8-80	4-2	Nnamdi Nwokocha (Ebunam)	H	Berry College (OT)	103:27
10-12-80	1-0	Nnamdi Nwokocha (Unassisted)	A	South Carolina	87:42
9-27-81	2-1	Maxwell Amatasiro (Unassisted)	H	Duke (OT)	95:28
11-6-81	2-0	Aronso Aronu (Tinsley)	A	Virginia (OT)	92:32
10-20-83	1-0	Dick Landgren (Nash)	H	Wake Forest (OT)	92:30
11-6-83	1-0	David Torris (Unassisted)	A	Maryland	88:00
9-26-84	5-2	Charlie Morgan (Gray)	H	Erskine (OT)	95:16
10-14-84	3-2	Chuck Nash (Gray)	A	South Carolina (OT)	102:57
10-19-84	3-1	Dick Landgren (Conner)	H	Tampa	82:04
12-16-84	2-1	John Lee (Amatasiro, Landgren)	N1	Indiana	88:18
9-25-85	3-2	J.R. Fenton (Corollo)	H	Erskine	89:47
10-6-85	2-1	Gary Conner (Eichmann)	H	Wake Forest	86:07
10-24-86	3-1	Eric Eichmann (Landgren)	H	Indiana (OT)	93:21
9-9-87	2-0	John Meek (Rutenis)	H	College of Charleston (OT)	119:01
9-16-87	3-2	Richard Richmond (Najjar)	H	Georgia State	89:41
10-7-87	1-0	Pearse Tormey (Alos)	H	Berry	87:09
10-6-89	2-1	Rob Fritz (Tormey)	H	Yale	88:46
10-8-89	2-1	Pearse Tormey (Unassisted)	H	Southern Methodist	88:34
10-11-89	2-0	Symen de Willigen (Tormey)	H	College of Charleston (OT)	105:26
10-18-89	4-2	Rob Fritz (Veghte, Tormey)	H	USC-Spartanburg	86:00
10-28-90	1-1	John Hammontree (Najjar)	H	Virginia (OT)	87:10
9-5-92	2-1	Wael Salama (Unassisted)	H	South Alabama (OT)	115:53
10-21-92	2-1	Jon Payne (Glenn)	H	UNC-Charlotte (OT)	95:53
10-25-92	2-1	Jon Payne (Goodloe)	H	Maryland	88:13
11-5-92	3-2	Jon Payne (Unassisted)	N2	Duke (OT)	119:00
10-10-93	2-1	Jimmy Glenn (Unassisted)	A	Virginia	89:59
9-10-95	2-1	Imad Baba (Unassisted)	A	North Carolina (OT)	111:10
10-8-95	2-1	Wolde Harris (Joseph)	H	UNC-Charlotte	99:29
9-15-96	3-2	Jeff Yenzer (Sweeney)	H	North Carolina (OT)	106:28
10-23-96	3-2	Paul Stalteri (DeBruin)	H	Furman	87:34
11-30-97	1-0	Bob Cavanagh (Wilson)	A	South Carolina	105:30
10-16-99	2-1	Matt Elliott (Unassisted)	A	Virginia	84:43
11-19-00	3-2	Ricky Lewis (Webster, Onyewu)	H	Furman	86:21
9-2-01	2-1	Paul Souders (Ross Goodacre)	N3	California	81:34
9-23-01	2-1	Ian Fuller (Rhyne, Borges)	A	N.C. State	89:44
10-17-01	3-2	Steve Rhyne (Unassisted)	A	Furman	111:40
11-25-01	1-0	Kenneth Cutler (Goodacre, Granan)	H	Kentucky	123:13
12-2-01	3-2	Oguchi Onyewu (Bringsved)	H	Alabama-Birmingham	106:55
10-6-02	2-1	Dimelon Westfield (Borges)	A	South Carolina	101:47
10-13-02	3-2	Dimelon Westfield (Cooper)	H	Virginia	101:28
11-10-02	3-2	Andre Borges (Lewis, Jones)	H	Western Illinois	93:24
11-30-02	2-1	Brett Branan (Cutler)	A	Wake Forest	99:28
8-29-03	1-0	Paul Souders (Roberts)	N4	Richmond	89:34
10-27-04	3-2	Olatomiwa Ogunsola (Unassisted)	H	Stetson	107:54
9-9-05	3-2	Alan O'Hara (Sturgis)	N5	William & Mary	106:51

LAST MINUTE GOALS

9-20-05	2-1	Dane Richards (Roberts)	H	Gardner-Webb	81:45
10-16-05	1-0	Nathan Sturgis (Penalty Kick)	H	Winthrop	96:31
12-2-05	1-0	Charlie Roberts (Sturgis)	H	Creighton	89:21
8-25-06	4-3	Dane Richards (Moojen)	A	South Carolina	82:28
11-4-07	1-0	Tommy Drake (Newton, Buchholz)	H	Boston College	85:42
9-1-08	3-2	Michael Brooks (Cava)	H	Georgia State	85:47
9-21-08	3-2	Hassan Ibrahim (Moore)	H	Virginia Tech	102:18
10-14-08	1-0	Keegan Priest (Drake, Cava)	A	Wofford	80:41
10-25-08	3-2	Nathan Thornton (Moore, Burton)	H	North Carolina	108:28
10-30-09	1-0	Austin Savage (Cava)	A	N.C. State	84:46
9-22-10	1-0	Nick Burton (Unassisted)	A	Furman	93:34
10-19-10	1-1	Stephen McGill (Sumpter, Stockinger)	H	Georgia Southern	86:12
10-22-10	2-1	Riley Sumpter (Stockinger, McGill)	H	Duke	96:14
9-23-11	2-1	Brynjar Benediktsson (Smith)	A	N.C. State	109:31
9-27-11	2-1	Brynjar Benediktsson (Metcalf)	H	Gardner-Webb	109:50
10-28-11	2-1	Phanuel Kavita (Priest, Benediktsson)	H	Maryland	84:25
9-21-12	2-1	Ara Amirkhanian (Sanchez, Gayton)	H	N.C. State	98:34
9-2-13	2-1	Thales Moreno (Dia)	H	South Carolina	101:36
10-8-13	2-1	Ara Amirkhanian (Burnikel, Tarbell)	A	North Carolina	91:38
11-12-13	2-1	Kyle Fisher (McNamara)	H	North Carolina	81:57
9-14-14	2-1	Oliver Shannon (Sanchez)	A	Providence	92:34
10-21-14	2-1	Oliver Shannon (Amirkhanian)	H	Coastal Carolina	95:41
*11-16-14	2-1	Ara Amirkhanian (Campos, Fisher)	N	Louisville	104:43
10-17-15	1-0	Kyle Murphy (unassisted)	A	Syracuse	89:09
9-23-16	2-1	Grayson Raynor (Shannon)	A	Virginia Tech	86:38
9-27-16	1-0	Austin Burnikel (Shannon)	A	South Florida	92:11
10-25-16	1-0	Aaron Jones (unassisted)	H	Georgia Southern	83:05
11-9-16	1-0	Alex Happi (Jones)	H	Boston College	88:31
11-20-16	2-1	Alex Happi (Bunk-Anderse, Dieterich)	H	South Carolina	92:40
9-4-17	2-1	Kimarni Smith (Campos)	A	Georgia Southern	99:53
10-2-18	3-1	Adrian Nuñez (Burnikel, Smith)	H	Charleston	83:11
9-17-19	3-2	Alvaro Gomez (Barber)	H	Fordham	99:38
11-24-19	2-1	Grayson Barber	H^	Charlotte	93:11
12-1-19	2-1	Robbie Robinson (PK)	H@	Providence	104:08
10-16-20	2-1	James Brighton	H	Duke	100:16
11-18-20	2-1	Luis Felipe Fernandez-Salvador (PK)	N2	Virginia	86:52
3-13-21	1-0	Ousmane Sylla (J. Brighton)	A	Virginia Tech	106:05
3-20-21	1-0	Hamady Diop (PK)	H	NC State	85:30
10-1-21	2-1	Luis Felipe Fernandez-Salvador	A	Wake Forest	86:02
10-15-21	3-2	Luis Felipe Fernandez-Salvador	A	Duke	90:58
11-21-21	1-0	Oskar Agren (PK)	H	Denver	107:31
11-28-21	2-1	Alvaro Gomez	H	Kentucky	88:52
9-1-23	2-0	Alex Meinhard	H	South Carolina	81:15
9-12-23	3-2	Isaiah Easley	A	USF	81:15
9-19-23	7-0	Tyler Trimnal	H	Gardner-Webb	86:17
9-29-23	2-1	Ousmane Sylla	H	Virginia Tech	89:56
10-3-23	4-1	Alex Meinhard	H	Winthrop	82:20
10-6-23	4-0	Alex Meinhard	H	Louisville	84:05
10-27-23	1-1	Mohamed Seye	A	NC State	85:15
#11-5-23	3-3	Alex Meinhard (PK)	H	Duke	93:50
%11-19-23	3-0	Arthur Duquenne	H	Charlotte	87:05
10-04-25	1-0	Lukas Magnason	H	Elon	89:51

N1 -- NCAA Finals at the Kingdome, Seattle, Washington
N2 -- ACC Tournament, Chapel Hill, NC
N3 -- Cal-St.-Fullerton Invitational
N4 -- VCU Invitational
* -0 2014 ACC Tournament Final
^ -- 2019 NCAA Round of 32
@ -- 2019 NCAA Round of 16
# -- ACC Tournament
% -- NCAA Tournament Round of 32

OVERTIME MATCHES

Clemson's Longest Overtime Game:
139:12 Clemson 1, South Florida 0, 1973

Record in Penalty Kick Round: 7-11
Penalty Kick Matches:

11-20-82	A* - Duke (3-4)
11-24-85	H* - South Carolina (3-5)
11-6-92	N - N.C. State (5-4)
11-11-94	H - Virginia (3-3) First Rd., (1-2) Sudden Death PKs
11-27-02	H^ - Coastal Carolina (4-4) First Rd., (1-0) Sudden Death PKs.
11-12-03	N - Virginia (1-3)
11-21-03	A - Virginia Tech (5-5) First Rd., (0-1) Sudden Death PKs.
11-8-11	A - Duke (4-5)
11-21-13	A - Elon (1-4)
11-9-14	H - Wake Forest (3-2)
11-14-14	N - Notre Dame (5-4)
12-4-15	H - Maryland (3-1)
12-11-15	N - Syracuse (4-1)
11-6-16	H - Syracuse (4-2)
11-1-17	H - Syracuse (4-3)
12-6-19	H - Stanford (4-4) First Rd. (0-1) Sudden Death PKs.
5-6-21	N - Marshall (4-4) First Rd., (2-3) Sudden Death PKs.
12-4-21	A -- Oregon State (4-3)
12-10-21	N -- Notre Dame (5-3)
11-5-23	H -- Duke (4-1)
11-12-23	N -- North Carolina (5-3)
11-17-24	N -- Wake Forest (6-7)

*Counted as losses
^Counted as a victory

Overtime and Length of Match Rule History

Year	Length of Match
1967-72	4 Periods of 22 Minutes
1973-Present	2 Periods of 45 Minutes

Year	Overtime Format
1967-72	Two periods of five minutes
1973-74	No Overtime Post season:15-Minute Sudden Death Periods
1975-82	Two Periods of 10 minutes were played, Post-Season: two 10 Minute OT periods followed by PKs.
1983-88	Two Periods of 10 minutes Post-season: Two, 10 minute OT periods, two 10-minute sudden death OT periods, followed by PKs.
1988	Matches recorded as ties if advances to PK Round
1989-90	Two,15-minute OT periods in regular season. Post-season: Two, 15 minute OT periods followed by PKs
1991-96	Regular season: Two periods of 15 minutes were played. Post-season: If the game is NOT followed the next day by a game; Two 15-minute periods followed by two, 15-minute sudden death periods, then PKs. If there IS a game the next day, there were two, 15-minute periods followed by PKs.
1997-01	In 2000, Sudden-Death was changed to sudden-victory: Regular season games: two, 15-minute sudden-death periods. Post-season remained the same.
2002-21	Two, 10-minute, Sudden-Victory OT periods. Post-season: Two, 10-minute, Sudden-Victory Periods followed by PKs.
2022-Present	Match ends in tie after 90 minutes. Post-season: Two, 10-minute, Sudden-Victory Periods followed by PKs.

**Matches decided by PK's in 2002 were awarded a W or L. No ties were awarded.*

Clemson vs. Teams in Overtime

Team	Home	Away	Neutral	Totals
Air Force	0-0-1	0-0-0	0-0-0	0-0-1
Alabama A&M	0-1-0	0-0-0	0-0-0	0-1-0
Alabama-Birmingham	1-0-0	0-0-0	0-0-0	1-0-0
Appalachian State	1-0-0	0-0-0	0-0-0	1-0-0
Berry College	1-0-0	0-0-0	0-0-0	1-0-0
Boston College	0-0-2	0-0-3	0-1-0	0-1-5
California	0-0-0	0-0-1	0-0-0	0-0-1
Charlotte	3-0-3	0-1-0	0-0-0	3-1-3
Citadel	0-0-1	0-0-0	0-0-0	0-0-1
Cleveland State	0-0-1	0-0-0	0-0-0	0-0-1
Coastal Carolina	2-1-1	0-0-1	0-0-0	2-1-2
Col. of Charleston	2-0-1	0-0-0	0-0-0	2-0-1
Connecticut	1-1-0	0-0-0	0-0-1	1-1-1
Davidson	0-0-0	1-0-2	0-0-0	1-0-2
Denver	1-0-0	0-0-0	0-0-0-	1-0-0
Duke	3-0-3	0-2-3	1-0-0	4-2-6
East Tennessee St.	0-1-0	0-0-1	0-0-0	0-1-1
Elon	0-0-1	0-0-1	0-0-0	0-0-2
Erskine	2-0-0	0-0-0	0-0-0	2-0-0
Evansville	0-1-0	0-0-0	0-0-0	0-1-0
Fordham	1-0-0	0-0-0	0-0-0	1-0-0
Florida Inter.	0-0-1	0-0-0	0-0-0	0-0-1
Fresno State	0-0-0	0-0-0	0-0-1	0-0-1
Furman	0-0-1	2-3-1	0-0-0	2-3-2
Gardner-Webb	1-0-0	0-0-0	0-0-0	1-0-0
George Mason	0-0-0	0-0-1	0-0-0	0-0-1
Georgia Southern	0-0-2	1-0-0	0-0-0	1-0-2
Indiana	1-0-0	0-0-1	0-0-0	1-0-1
Jacksonville	0-0-1	0-0-0	0-0-0	0-0-1
James Madison	1-0-0	0-0-0	0-0-0	1-0-0
Kentucky	1-0-0	0-0-0	0-0-0	1-0-0
Louisville	0-0-0	0-1-1	1-0-0	1-1-1
Marshall	0-0-0	0-0-0	0-0-1	0-0-1
Maryland	1-0-2	0-2-1	0-3-0	1-5-3
Massachusetts	0-0-0	0-0-1	0-0-0	0-0-1
North Carolina	2-0-5	2-2-2	0-1-1	4-3-8
N.C.-Asheville	0-0-0	0-1-0	0-0-0	0-1-0
N.C. State	2-0-1	2-2-5	0-0-1	4-2-7
Notre Dame	0-1-0	0-0-0	1-0-1	1-1-1
Old Dominion	0-0-1	0-0-1	0-0-0	0-0-2
Oregon State	0-0-0-	0-0-1	0-0-0	0-0-1
Pittsburgh	0-0-0	0-1-0	0-0-0	0-1-0
Providence	1-0-0	1-0-0	0-0-0	2-0-0
Radford	0-0-1	0-0-0	0-0-0	0-0-1
St. Louis	0-0-0	0-1-1	0-0-0	0-1-1
San Diego State	0-1-0	0-0-0	0-0-0	0-1-0
South Alabama	1-0-0	0-0-0	0-0-0	1-0-0
South Carolina	4-3-0	2-3-1	0-0-0	6-6-1
S.C. Upstate	0-0-1	0-0-0	0-0-0	0-0-1
South Florida	1-0-0	1-1-2	0-0-0	2-1-2
SIU-Edwardsville	0-0-0	1-0-0	0-0-0	1-0-0
Stetson	1-0-0	0-0-0	0-0-0	1-0-0
Stanford	0-0-1	0-0-0	0-0-0	0-0-1
Syracuse	0-0-3	0-0-0	0-0-1	0-0-4
UCLA	0-0-0	0-0-0	0-1-0	0-1-0
Virginia	1-3-2	1-2-4	0-0-1	2-5-7
Virginia Tech	1-0-3	1-1-2	0-0-0	2-1-5
Wake Forest	2-1-3	1-4-4	0-0-1	3-5-8
Warren Wilson	0-0-0	1-0-0	0-0-0	1-0-0
Western Illinois	1-0-0	0-0-0	0-0-0	1-0-0
William & Mary	0-0-0	0-0-0	1-0-0	1-0-0
Winthrop	1-0-1	0-0-0	0-0-0	1-0-1
Wofford	0-0-1	0-0-0	0-0-0	0-0-1
Totals	**41-14-44**	**17-27-41**	**3-6-10**	**60-48-94**

OVERTIME MATCHES

1967 (1-0-0)

N. 11	4-3	W	A	N.C. State

1968 (1-0-1)

O. 22	2-2	T	A	Virginia
N. 2	1-0	W	A	Warren Wilson

1969 (0-0-1)

O. 18	2-2	T	H	The Citadel

1970 (0-0-1)

O. 16	3-3	T	H	North Carolina

1971 (0-0-1)

O. 23	2-2	T	A	North Carolina

1972 (0-0-1)

O. 1	1-1	T	A	South Florida

1973 (1-1-0)

D. 2	1-0	W	H	South Florida (4) (4-13)
J. 2	1-2	L	N	UCLA (4-6)

1976 (2-0-1)

O. 2	4-2	W	A	SIU-Edwardsville (3-7)
O. 26	3-2	W	H	James Madison (1-NR)
N. 7	1-1	T	H	Maryland (1-NR)

1977 (1-0-0)

S. 30	1-0	W	H	Erskine (4-NR)

1978 (2-0-1)

O. 22	0-0	T	H	North Carolina (2-NR)
N.5	3-2	W	H	Maryland (3-NR)
N.19	2-1	W	H	Appaplachian State (3-18)

1979 (1-0-1)

S. 16	2-1	W	H	Connecticut (3-5)
O. 28	0-0	T	H	Jacksonville (6-NR)

1980 (1-1-2)

O. 5	1-1	T	H1	Cleveland St. (17-19)
O. 8	4-2	W	H	Berry College
O. 19	2-2	T	H	North Carolina
O. 25	1-2	L	A	South Florida (18-NR)

1981 (2-2-0)

S. 27	2-1	W	H	Duke (3-7)
O. 4	0-1	L	A	North Carolina (3-NR)
N. 6	2-0	W	A	Virginia (3-NR)
N. 22	1-2	L	H	Alabama A&M (3) (2-NR)

1982 (0-1-1)

O. 24	2-2	T	A	South Florida (5-NR)
N. 20	1-2	L	A	Duke (PK) (7-1)

1983 (1-1-2)

S. 25	0-0	T	H	Duke (3-1)
O. 20	1-0	W	H	Wake Forest (2-NR)
O. 26	1-1	T	H	USC-Spartenburg (2-NR)
N. 13	1-2	L	A	N.C. State (6-NR)

1984 (2-0-0)

S. 26	5-2	W	H	Erskine
O. 14	3-2	W	H	South Carolina

1985 (0-1-2)

S. 7	0-0	T	N	Connecticut (1-16)
N. 9	2-2	T	N	Fresno St. (T3-14)
N. 24	0-1	L	H	South Carolina (PK) (4-6)

1986 (1-1-2)

S. 6	2-2	T	A	St. Louis (6-NR)
S. 21	0-0	T	A	George Mason (4-NR)
O. 12	3-4	L	A	South Carolina (19-5)
O. 24	3-1	W	H	Indiana (18-NR)

1987 (1-2-1)

S. 9	2-0	W	H	Charleston (20-NR)
O. 18	2-2	T	A	N.C. State (10-NR)
O. 25	0-1	L	A	Maryland (10-NR)
N. 5	1-2	L	N	North Carolina (12-20)

1988 (0-1-2)

S. 14	1-1	T	H	College of Charleston (3-NR)
S. 21	0-0	T	H	Furman (16-NR)
O. 16	0-1	L	H	Evansville (NR-10)

1989 (1-1-1)

O. 1	0-0	T	A	N.C. State
O. 11	2-0	W	H	College of Charleston
O. 29	2-4	L	A	Virginia (20-1)

1990 (0-0-1)

O. 28	1-1	T	H	Virginia (2-8)

1991 (0-0-2)

S. 1	0-0	T	H	UNC-Charlotte (7-NR)
S. 29	2-2	T	A	N.C. State (NR-8)

1992 (3-1-4)

S. 5	2-1	W	H	South Alabama (8-NR)
S. 13	1-1	T	H	North Carolina (6-NR)
S. 20	1-1	T	A	Duke (6-3)
O. 4	0-0	T	H	Old Dominion (5-NR)
O. 11	2-3	L	H	Virginia (4-1)
O. 21	2-1	W	H	UNC-Charlotte (NR-6)
N. 5	3-2	W	N	Duke (NR-8)
N. 6	3-3	T	N	N.C. State (PK) (NR-T3)

1993 (0-1-1)

S. 12	2-2	T	A	North Carolina (6-24)
O. 31	1-2	L	H	South Carolina (3-18)

1994 (0-2-1)

O. 19	1-3	L	A	South Carolina (NR-3)
N. 6	1-3	L	A	Wake Forest
N. 11	2-2	T	H	Virginia (PK) (NR-4)

1995 (2-1-1)

S. 10	2-1	W	A	North Carolina (3-9)
O. 1	1-1	T	A	California (10-NR)
O. 8	2-1	W	H	UNC-Charlotte (8-T25)
O. 15	1-2	L	A	Virginia (7-1)

1996 (1-1-2)

S. 15	3-2	W	H	North Carolina (18-NR)
S. 29	0-0	T	H	N.C. State (20-NR)
O. 4	0-0	T	H	Florida International (24-20)
O. 20	2-3	L	H	Virginia (NR-1)

1997 (1-1-3)

S.24	2-2	T	H	UNC-Charlotte (NR-25)
O. 8	0-0	T	H	Georgia Southern (NR-25)
O.19	1-1	T	A	Virginia (NR-10)
N.9	1-2	L	H	Wake Forest (13-NR)
N.30	1-0	W	A	South Carolina (NR-7)

1999 (0-1-2)

S. 18	0-0	T	H	Duke (NR-10)
S. 25	2-2	T	A	N.C. State
O. 27	2-3	L	A	Furman (NR-7)

2000 (1-1-1)

O. 8	0-0	T	A	South Carolina (8-10)
O. 21	2-1	W	A	Wake Forest (11-17)
N. 26	1-2	L	H	Connecticut (8-5)

2001 (3-0-0)

O. 17	3-2	W	A	Furman (15-22)
N. 25	1-0	W	H	Kentucky (3) (6-NR)
D. 2	3-2	W	H	Alabama-Birmingham (6-23)

2002 (5-2-3)

A. 31	1-1	T	A	Indiana (9-1)
S. 14	1-2	L	A	Duke (2-NR)
O. 6	2-1	W	A	South Carolina (9-11)
O. 13	3-2	W	H	Virginia (9-21)
O. 19	2-2	T	A	Wake Forest (8-2)
O. 30	1-1	T	A	Davidson (8-NR)
N. 10	3-2	W	H	Western Illinois (17-NR)
N. 15	3-4	L	N	Maryland (21-10)
N. 27	1-1	W	H	Coastal Carolina (PK) (13-25)
N. 30	2-1	W	A	Wake Forest (13-1)

Any 2002 game decided by penalty kicks from that season resulted in a win or a loss. No ties were awarded.

2003 (0-1-4)

S. 10	1-1	T	H	Winthrop (24-NR)
S. 26	3-3	T	H	Air Force
S. 28	2-1	L	H	Coastal Carolina (NR-17)
N. 12	0-0	T	N	Virginia (PK)

OVERTIME MATCHES

N. 21	3-3		T	A	Virginia Tech (PK)

2004 (2-0-1)

S. 24	4-3	W		H	N.C. State
O. 27	3-2	W		H	Stetson
N. 3	2-2		T	A	Furman

2005 (3-1-3)

S. 2	2-1	W		H	South Carolina
S. 9	3-2	W		N	William & Mary (13-NR)
S. 11	0-0		T	A	Old Dominion (13-NR)
O. 7	0-1		L	H	Virginia (NR-6)
O. 12	0-0		T	A	Wake Forest (NR-14)
O. 16	1-0	W		H	Winthrop
O. 21	1-1		T	H	Virginia Tech (NR-18)

2006 (0-0-2)

S. 24	0-0		T	A	N.C. State (2-NR)
S. 21	1-1		T	A	Boston College (11-NR)

2007 (0-5-1)

A. 31	0-1		L	H	South Carolina (12-NR)
S. 7	1-2		L	A	Virginia Tech (19-NR)
S. 25	1-1		T	H	Elon
O. 5	2-3		L	A	Maryland
O. 9	1-2		L	A	UNC-Asheville
O. 21	1-2		L	A	N.C. State

2008 (2-2-2)

S. 7	1-1		T	H	Radford
S. 21	3-2	W		H	Virginia Tech
S. 26	0-0		T	A	Duke
O. 21	1-2		L	A	Furman
O. 25	3-2	W		H	North Carolina (NR-8)
N. 12	0-1		L	N	Boston College

2009 (0-1-1)

S. 9	1-1		T	H	Charlotte
O. 3	0-1		L	A	St. Louis

2010 (2-2-4)

S. 6	0-1		L	H	East Tennessee State
S. 17	1-1		T	A	Virginia Tech
S. 22	1-0	W		A	Furman
S. 28	1-2		L	A	Charlotte
O. 8	1-1		T	H	Boston College
O. 19	1-1		T	H	Georgia Southern
O. 22	2-1	W		H	Duke (NR-18)
O. 27	2-2		T	H	Wofford

2011 (2-0-2)

S. 23	2-1	W		A	N.C. State
S. 27	2-1	W		H	Gardner-Webb
O. 24	1-1		T	A	East Tennessee State
N. 8	0-0		T	A	Duke (PK) (NR-24)

2012 (1-3-5)

A. 27	0-0		T	A	Davidson
S. 7	1-1		T	H	Wake Forest (NR-16)
S. 21	2-1	W		H	N.C. State (NR-17)
O. 9	2-3		L	A	Furman
O. 13	0-0		T	A	Boston College
O. 19	0-1		L	H	San Diego State
O. 27	2-2		T	A	Maryland
N. 6	0-0		T	H	Boston College
N. 9	1-2		L	N	Maryland (NR-2)

2013 (2-2-3)

S. 2	2-1	W		H	South Carolina
S. 27	0-0		T	A	Virginia Tech (16-NR)
O. 5	1-2		L	H	Notre Dame (13-2)
O. 8	2-1	W		A	North Carolina (17-12)
O. 11	1-1		T	A	Wake Forest (17-15)
N. 15	0-1		L	N	Maryland (NR-4)
N. 21	1-1		T	A	Elon (PK) (NR-24)

PK--Match advanced to PK Round after overtime periods

2014 (3-2-3)

S. 2	1-2		L	A	South Carolina
S. 14	2-1	W		A	Providence
O. 3	2-3		L	A	North Carolina
O. 21	2-1	W		H	Coastal Carolina
O. 24	0-0		T	A	Louisville
N. 9	1-1		T	H	Wake Forest (PK)
N. 14	1-1		T	N	Notre Dame (PK)
N. 16	2-1	W		N	Louisville

2015 (0-0-4)

S. 7	1-1		T	H	Coastal Carolina (6-11)
S. 26	1-1		T	A	Wake Forest (5-8)
D. 4	1-1		T	H	Maryland (PK) (3-12)
D. 11	0-0		T	N	Syracuse (PK) (2-6)

2016 (2-0-5)

S. 17	3-3		T	A	Virginia (6-17)
S. 27	1-0	W		A	South Florida (5-NR)
O. 4	0-0		T	A	Coastal Carolina (5-NR)
O. 14	0-0		T	A	Boston College (3-NR)
O. 21	0-0		T	H	Syracuse (8-6)
N. 6	1-1		T	H	Syracuse (PK) (3-7)
N. 20	2-1	W		H	South Carolina (3-NR)

2017 (1-1-1)

S. 4	2-1	W		A	Georgia Southern (5-NR)
S. 29	2-3		L	A	Wake Forest (6-2)
N. 1	2-2		T	H	Syracuse (PK) (9-NR)

2018 (0-2-1)

S. 9	0-0		T	A	Massachusetts
O. 5	1-2		L	A	Pittsburgh
O. 20	0-1		L	A	Louisville (NR-10)

2019 (3-1-2)

S. 17	3-2	W		H	Fordham (7-NR)
S. 28	2-3		L	A	Wake Forest (4-7)
O. 5	0-0		T	H	Virginia Tech (6-22)
N. 24	2-1	W		H	Charlotte (3-15)
D. 1	2-1	W		H	Providence (3-21)
D. 6	1-1		T	H	Stanford (PK) (3-7)

PK--Match advanced to PK Round after overtime periods. Stanford advances, 5-4.

2020 (2-0-3)

O. 16	2-1	W		H	Duke (NR-NR)
O. 27	3-3		T	H	North Carolina (3-5)
M. 13	1-0	W		A	Virginia Tech (1-21)
A. 2	0-0		T	H	Wake Forest (1-4)
M. 6	1-1		T	N	Marshall (PK) (1-10)

PK--Match advanced to PK Round after overtime periods. Marshall advances, 7-6s

2021 (2-0-2)

O. 15	3-2	W		A	Duke (9-23)
N. 21	1-0	W		H	Denver (8-NR)
D. 4	1-1		T	A	Oregon State (PK) (8-1)
D. 12	1-1		T	N	Notre Dame (PK)(8-4)

PK--Match advanced to PK Round after overtime periods. Clemson defeated Oregon State 4-3 in PK's and Notre Dame 5-3 in PK's

2023 (0-0-2)

N. 5	3-3		T	H	Duke (PK)
N. 12	1-1		T	N	North Carolina(PK))

PK--Match advanced to PK Round after overtime periods. Clemson defeated Duke 4-1 in PK's and North Carolina 5-3 in PK's

2024 (0-0-2)

N. 17	1-1		T	N	Wake Forest (PK)
D. 1	1-2		L	A	Wake Forest

PK--Match advanced to PK Round after overtime periods. Clemson defeated Duke 4-1 in PK's and North Carolina 5-3 in PK's

Clemson's Overtime Records

Most Overtime Matches in a Season: 10; 2002

Most Overtime Wins in a Season: 5; 2002

Most Overtime Wins at Home: 3; 2002, 2019

Most Overtime Wins Away: 2; 2002

Most Overtime Losses in a Season: 5; 2007

Most Ties in a Season: 5; 2012, 2016

YEARLY RECORDS

Year	Head Coach	ACC Record	Pct.	ACC Finish	ACC Tour.	Non-Conf. Record	Home	Away	Neutral	GF	GA	*National Finish NSCAA	SA	NCAA	Overall	Pct.
*1934	Fred Kirshner						0-0-1	0-2-0	0-0-0	2	4				0-2-1	
*1935	Fred Kirshner						1-0-0	0-0-0	0-0-0	2	0				1-0-0	
1935	Fred Kirshner						1-0-0	1-1-0	0-1-0	9	9				2-2-0	
1936	Fred Kirshner						0-0-1	0-0-0	0-0-0	2	2				0-0-1	
1937	Fred Kirshner						2-0-0	1-0-1	0-0-0	10	5				3-0-1	
1938	Fred Kirshner						0-0-0	0-0-1	0-0-0	2	2				0-0-1	
1939	Fred Kirshner						1-1-0	0-1-0	1-0-0	3	7				2-2-0	
Kirshner Totals		***N/A***	***N/A***	***N/A***	***N/A***	***N/A***	***5-1-2***	***2-4-2***	***1-1-0***	***30***	***29***				***8-6-4***	

*1934 and 1935 Seasons were played in the Spring. Only matches against four-year institutions are recognized.

Year	Head Coach	ACC Record	Pct.	ACC Finish	ACC Tour.	Non-Conf. Record	Home	Away	Neutral	GF	GA	*National Finish NSCAA	SA	NCAA	Overall	Pct.
1967	Dr. I.M. Ibrahim	1-3-0	.250	4th	--	5-2-0	4-2-0	2-3-0	0-0-0	35	26	--	--	--	6-5-0	.545
1968	Dr. I.M. Ibrahim	1-3-1	.300	5th	--	8-0-0	5-2-0	4-1-1	0-0-0	43	22	--	--	--	9-3-1	.731
1969	Dr. I.M. Ibrahim	1-4-0	.200	5th	--	4-2-1	3-2-1	1-4-0	1-0-0	29	30	NR	--	--	5-6-1	.458
1970	Dr. I.M. Ibrahim	1-3-1	.300	6th	--	7-0-1	2-2-2	5-1-0	1-0-0	56	25	NR	--	--	8-3-2	.692
1971	Dr. I.M. Ibrahim	1-3-1	.300	5th	--	7-0-0	4-1-0	4-2-1	0-0-0	52	15	NR	--	--	8-3-1	.708
1972	Dr. I.M. Ibrahim	5-0-0	1.000	1st	--	8-1-1	7-0-0	5-1-1	1-0-0	54	12	11	--	Rd16	13-1-1	.900
1973	Dr. I.M. Ibrahim	5-0-0	1.000	1st	--	11-1-0	10-0-0	6-0-0	0-1-0	97	7	4	--	Semi	16-1-0	.941
1974	Dr. I.M. Ibrahim	5-0-0	1.000	1st	--	7-3-0	8-1-0	4-2-0	0-0-0	55	13	6	--	Rd16	12-3-0	.800
1975	Dr. I.M. Ibrahim	5-0-0	1.000	1st	--	8-2-0	8-1-0	5-1-0	0-0-0	69	9	1	--	Rd16	13-2-0	.867
1976	Dr. I.M. Ibrahim	4-0-1	.900	1st	--	14-2-0	13-0-1	5-0-0	0-2-0	103	15	4	--	4thP	18-2-1	.881
1977	Dr. I.M. Ibrahim	5-0-0	1.000	1st	--	11-1-0	12-1-0	4-0-0	0-0-0	64	10	4	--	Rd 8	16-1-0	.941
1978	Dr. I.M. Ibrahim	4-0-1	.900	1st	--	14-1-0	11-0-1	6-0-0	1-1-0	59	17	3	--	3rdP	18-1-1	.925
1979	Dr. I.M. Ibrahim	5-0-0	1.000	1st	--	11-2-1	11-1-1	4-0-0	1-1-0	74	15	3	--	2ndP	16-2-1	.868
1980	Dr. I.M. Ibrahim	4-1-1	.750	2nd	--	8-2-1	8-1-2	4-2-0	0-0-0	44	17	NR	NR	--	12-3-2	.765
1981	Dr. I.M. Ibrahim	5-1-0	.833	1st	--	13-1-0	13-1-0	5-1-0	0-0-0	58	14	8	5	Rd16	18-2-0	.900
1982	Dr. I.M. Ibrahim	5-1-0	.833	T1st	--	13-1-1	12-0-0	5-2-1	1-0-0	67	10	7	3	Rd16	18-2-1	.881
1983	Dr. I.M. Ibrahim	3-2-1	.583	3rd	--	13-1-1	13-1-2	3-2-0	0-0-0	58	8	11	18	Rd24	16-3-2	.810
1984	Dr. I.M. Ibrahim	4-2-0	.667	2nd	--	18-2-0	16-1-0	5-2-0	1-1-0	84	24	9	9	1stP	22-4-0	.846
1985	Dr. I.M. Ibrahim	5-1-0	.833	1st	--	14-2-2	15-1-0	4-2-0	0-0-2	76	21	4	3	Rd16	19-3-2	.833
1986	Dr. I.M. Ibrahim	3-3-0	.500	3rd	--	9-3-2	10-3-0	1-3-2	1-0-0	54	28	19	18	--	12-6-2	.650
1987	Dr. I.M. Ibrahim	1-4-1	.250	5th	0-1-0	17-1-0	15-1-0	3-3-1	0-1-0	59	22	NR	16	1stP	18-5-1	.771
1988	Dr. I.M. Ibrahim	2-4-0	.333	T5th	0-1-0	8-3-2	9-5-2	1-2-0	0-0-0	45	18	NR	NR	--	10-7-2	.578
1989	Dr. I.M. Ibrahim	1-4-1	.250	T5th	0-1-0	12-2-0	12-2-0	1-3-1	0-1-0	61	24	NR	NR	--	13-6-1	.675
1990	Dr. I.M. Ibrahim	4-1-1	.750	1st	0-1-0	12-3-0	13-3-1	3-0-0	0-1-0	69	19	5	4	Rd24	16-4-1	.786
1991	Dr. I.M. Ibrahim	2-3-1	.417	5th	0-1-0	11-3-1	11-1-1	1-5-1	1-0-0	59	21	NR	18	Rd24	13-6-2	.667
1992	Dr. I.M. Ibrahim	1-3-2	.333	6th	1-1-1	11-3-2	11-2-2	0-3-1	1-1-1	53	25	NR	19	--	12-6-4	.636
1993	Dr. I.M. Ibrahim	5-0-1	.917	1st	1-1-0	13-5-0	14-3-0	4-1-1	0-1-0	96	29	5	7	Rd16	18-5-1	.771
1994	Dr. I.M. Ibrahim	2-4-0	.333	6th	1-0-1	11-3-1	13-3-1	0-3-0	0-1-0	69	27	NR	NR	--	13-7-1	.643
Ibrahim Totals		***90-50-14***	***.630***	***13 Firsts***	***3-7-2***	***298-52-17***	***283-41-17***	***95-49-11***	***10-12-3***	***1742***	***523***		***19 top 20***		***388-102-31***	***.774***

YEARLY RECORDS

Year	Head Coach	ACC Record	Pct.	ACC Finish	ACC Tour.	Non-Conf. Record	Home	Away	Neutral	GF	GA	*National Finish NSCAA	SA	NCAA	Overall	Pct.
1995	Trevor Adair	4-2-0	.667	3rd	2-1-0	12-4-1	10-2-0	4-3-1	2-1-0	57	20	6	5	Rd16	16-6-1	.717
1996	Trevor Adair	2-3-1	.417	T5th	0-1-0	8-4-1	8-2-2	2-3-0	0-2-0	56	26	NR	NR	--	10-7-2	.579
1997	Trevor Adair	2-3-1	.417	5th	0-1-0	9-4-2	9-2-2	2-3-1	0-2-0	44	24	12	16	Rd8	11-7-3	.595
1998	Trevor Adair	5-1-0	.833	1st	2-0-0	17-1-0	12-1-0	7-1-0	3-0-0	69	11	4	1	Rd8	22-2-0	.917
1999	Trevor Adair	2-2-2	.500	4th	0-1-0	7-6-0	7-4-1	2-2-1	0-2-0	38	24	NR	NR		9-8-2	.526
2000	Trevor Adair	3-3-0	.500	4th	0-0-1	11-1-2	9-3-0	5-1-2	0-0-0	59	24	8	5	Rd16	14-4-2	.750
2001	Trevor Adair	4-2-0	.667	T2nd	3-0-0	15-3-0	14-1-0	2-4-0	3-0-0	59	20	7	4	Rd8	19-5-0	.792
2002	Trevor Adair	2-3-1	.417	6th	1-1-0	12-2-2	9-1-0	3-3-3	2-1-0	55	30	14	7	Rd8	14-5-3	.705
2003	Trevor Adair	2-4-0	.333	6th	0-0-1	7-3-4	6-3-2	1-3-1	2-1-1	30	31	NR	NR	Rd48	9-7-4	.550
2004	Trevor Adair	2-5-0	.286	T7th	0-1-0	6-4-1	6-3-0	1-5-1	1-1-0	28	28	NR	NR		8-9-1	.472
2005	Trevor Adair	2-4-2	.375	7th	1-1-0	13-2-1	11-2-1	2-2-2	2-2-0	43	21	T3rd	12	Rd4	15-6-3	.688
2006	Trevor Adair	3-3-2	.500	T5th	0-1-0	10-2-0	8-1-0	4-3-2	1-1-0	42	24	13	T9	Rd16	13-5-2	.700
2007	Trevor Adair	2-6-0	.250	7th	0-1-0	5-5-1	6-5-1	0-5-0	1-1-0	30	30	NR	NR		7-11-1	.394
2008	Trevor Adair	3-4-1	.438	6th	0-1-0	4-5-1	6-3-1	1-5-1	0-1-0	22	28	NR	NR		7-9-2	.444
Adair Totals		*38-45-10*	*.462*	*1 First*	*9-10-2*	*136-46-16*	*121-33-10*	*36-43-15*	*17-15-1*	*632*	*341*		*8 top 20*		*174-91-26*	*.643*
2009	**Phil Hindson**	**2-6-0**	**250**	**T8th**	**1-1-0**	**4-6-1**	**2-7-1**	**3-4-0**	**1-1-0**	**25**	**26**	**NR**	**NR**		**6-12-1**	**.342**

Year	Coach	ACC Rec.	Pct.	ACC Finish	ACC Tourn.	Non-Conf.	Home	Away	Neutral	GF	GA	USC	SA	NCAA	Overall	Pct.
2010	Mike Noonan	2-4-2	.375	T6th	0-1-0	3-5-2	4-3-3	1-5-1	0-1-0	22	23	NR	NR		5-9-4	.389
2011	Mike Noonan	4-4-0	.500	T6th	0-0-1	4-4-2	5-4-0	3-4-2	0-0-0	23	26	NR	NR		8-8-2	.500
2012	Mike Noonan	3-2-3	.556	T4th	0-1-1	3-7-2	4-3-2	2-4-3	0-2-0	22	22	NR	NR		6-9-5	.425
2013	Mike Noonan	5-4-2	.545	T4th	1-1-0	6-3-1	9-4-0	2-2-3	0-1-0	29	20	NR	24	Rd48	11-7-3	.595
2014	Mike Noonan	5-2-1	.687	T2nd	1-0-2	7-5-2	7-3-1	3-3-1	2-1-1	37	21	11	NR	Rd16	12-7-3	.614
2015	Mike Noonan	6-1-1	.813	T2nd	1-1-0	11-2-3	12-1-2	5-1-1	0-1-1	52	22	2	2	Finals	17-3-4	.792
2016	Mike Noonan	4-1-3	.688	T3rd	1-1-1	10-3-2	9-3-2	5-0-3	0-1-0	32	17	5	2	QF	14-4-5	.717
2017	Mike Noonan	4-4-0	.500	5th	1-1-1	8-2-1	8-3-1	4-3-0	0-0-0	41	21	17	6	Rd32	12-6-1	.658
2018	Mike Noonan	2-6-0	.250	T11th	0-1-0	5-3-1	5-3-0	2-6-1	0-0-0	23	25	NR	--		7-9-1	.441
2019	Mike Noonan	6-1-1	.812	1st	2-1-0	12-1-1	13-0-2	5-1-0	0-1-0	70	21	5th	N/A	Rd8	18-2-2	.864
2020	Mike Noonan	7-3-2	.667	4th	3-0-0	7-0-1	6-0-2	4-3-0	4-0-1	35	18	7th	N/A	Rd16	14-3-3	.775
2021	Mike Noonan	5-3-0	.625	T3rd	1-1-0	11-2-2	11-3-0	4-2-1	1-0-1	51	19	1st	N/A	Champion	16-5-1	.750
2022	Mike Noonan	3-4-1	.438	8th	3-1-0	10-3-0	7-5-0	6-1-1	0-1-0	38	23	13	N/A	Rd32	13-7-1	.643
2023	Mike Noonan	4-2-2	.625		2-0-1	11-1-3	11-1-2	2-2-2	2-0-1	60	19	1st	N/A	Champion	15-3-5	.761
2024	Mike Noonan	5-2-1	.625		3-0-1	10-1-3	12-1-0	2-2-3	1-0-1	56	25		N/A	Rd32	15-3-4	.681
2025	Mike Noonan	4-2-2			0-1-0	4-4-1	7-3-1	1-2-2	0-0-0			NR			8-5-3	
Noonan Totals		*69-45-21*		*---*	*19-11-8*	*122-46-27*	*130-40-18*	*51-42-24*	*10-9-6*	*591*	*322*	*---*	*---*	*---*	*183-85-45*	*.648*
Program Totals		*199-146-45*		*15 firsts*	*32-29-12*	*560-150-61*	*541-122-48*	*187-141-52*	*39-38-10*	*3020*	*1328*	*---*	*---*	*---*	*759-296-107*	*.698*

Fred Kirchner

Dr. I.M. Ibrahim

Phil Hindson

Trevor Adair

Mike Noonan

CLEMSON COACHES RANKED NATIONALLY

Dr. I.M. Ibrahim who was Clemson's Head Coach in 1967-94 finished his career with 388 victories overall and 90 Atlantic Coast Conference wins, good for second in Atlantic Coast Conference history in total wins and third in win percentage. Currently, Ibrahim is ranked 21st in Division I history for total number of victories (388) and 10th by winning pct. (.774).

Mike Noonan is in eigth all-time for the winningest active coaches nationally as far as total career wins and is top 40 in winning percentage. He also ranks in the top 50 all-time in total career wins.

YEARLY TEAM STATS

Scoring by Periods					Goals	Ast	Pts	Shots	CK	Saves
1967										
Clemson					35	20	90	292	46	120
Opponents					26	NA	NA	155	20	149
1968										
Clemson					43	28	114	289	85	142
Opponents					22	8	52	185	54	139
1969										
Clemson					29	8	66	259	51	128
Opponents					30	3	63	224	40	75
1970										
Clemson					56	40	152	432	92	61
Opponents					25	5	55	161	44	127
1971										
Clemson					52	31	135	327	37	74
Opponents					15	5	35	165	21	99
1972										
Clemson					54	39	147	391	101	60
Opponents					12	2	26	141	38	75
1973										
Clemson					97	54	248	606	128	70
Opponents					7	2	16	124	36	181
1974										
Clemson					55	32	142	389	96	84
Opponents					13	6	32	166	36	169
1975										
Clemson					69	37	175	459	NA	58
Opponents					9	NA	NA	NA	NA	NA
1976										
Clemson					103	52	258	NA	NA	NA
Opponent					15	NA	NA	NA	NA	NA
1977										
Clemson					64	36	164	464	134	36
Opponent					10	4	24	114	36	143
1978										
Clemson					59	34	152	487	157	82
Opponent					17	12	46	221	73	209
1979										
Clemson					74	53	201	373	134	55
Opponent					15	10	40	260	61	62
1980										
Clemson					44	29	117	299	86	105
Opponent					17	10	44	230	73	129
1981										
Clemson	21	34	2	1	58	40	156	376	172	81
Opponent	4	8	0	2	14	15	43	187	60	171
1982										
Clemson	25	42	0	0	67	43	177	346	144	91
Opponent	4	5	0	1	10	7	27	196	78	141
1983										
Clemson	32	25	1	0	58	50	166	331	133	83
Opponent	3	3	1	1	8	7	23	192	57	195
1984										
Clemson	34	45	2	3	84	73	241	489	224	73
Opponent	8	15	1	0	24	21	69	197	94	175
1985										
Clemson	35	40	1	0	76	80	232	393	194	84
Opponent	11	8	1	0	20	21	61	229	98	131
1986										
Clemson	24	27	2	1	54	48	156	265	156	54
Opponent	15	11	1	1	28	24	80	173	72	68
1987										
Clemson	29	28	0	2	59	51	169	420	152	88
Opponent	7	13	0	2	22	15	59	242	93	125
1988										
Clemson	22	23	0	0	45	38	128	247	119	43
Opponent	10	7	0	1	18	9	45	119	72	71
1989										
Clemson	24	35	0	2	61	59	181	382	156	64
Opponent	12	10	1	1	24	21	69	175	65	127
1990										
Clemson	28	41	0	0	69	61	199	389	140	139
Opponent	8	11	0	0	19	18	56	241	78	164
1991										
Clemson	32	26	0	1	59	45	163	260	132	103
Opponent	3	17	1	0	21	22	64	196	65	114

Scoring by Periods						Goals	Ast	Pts	Shots	CK	Saves
1992											
Clemson	16	31	2	4		53	45	151	339	167	112
Opponent	10	11	1	3		25	19	69	253	94	120
1993											
Clemson	38	58	0	0		96	76	268	422	165	101
Opponent	13	15	0	1		29	22	80	210	92	152
1994											
Clemson	32	37	0	0		69	62	200	390	160	65
Opponent	7	16	0	4		27	21	75	203	80	141
1995											
Clemson	21	34	1	1		57	58	172	392	176	80
Opponent	8	11	1	0		20	19	59	207	70	138
1996											
Clemson	21	32	2	1		56	59	171	278	111	58
Opponent	9	14	3	0		26	28	80	163	76	84
1997											
Clemson	20	23	0	1		44	48	136	273	152	126
Opponent	9	14	1	0		24	23	71	253	120	96
1998											
Clemson	35	34	-	-		69	85	223	323	149	80
Opponent	4	7	-	-		11	13	35	196	119	110
1999											
Clemson	17	22	-	-		39	46	122	222	102	63
Opponent	9	13	-	2		24	32	80	170	107	71
2000											
Clemson	25	34	0	0		59	64	182	367	136	81
Opponent	8	15	1	0		24	19	67	217	89	119
2001											
Clemson	29	27	0	2	1	59	71	189	373	158	82
Opponent	11	8	1	0	0	20	14	54	239	98	135
2002											
Clemson	36	15	2	2		55	71	181	327	129	120
Opponent	12	16	1	1		30	29	89	280	123	12
2003											
Clemson	9	21	0	0		30	29	89	272	109	90
Opponent	15	15	1	0		31	26	88	255	129	96
2004											
Clemson	11	15	1	1		28	24	80	267	111	52
Opponent	12	16	0	0		28	25	81	180	73	87
2005											
Clemson	19	21	1	2		43	41	127	342	162	89
Opponent	6	14	0	1		21	19	61	249	104	109
2006											
Clemson	12	30	0	0		42	40	124	306	125	78
Opponent	11	13	0	0		24	19	67	242	107	94
2007											
Clemson	13	17	0	0		30	32	92	240	101	98
Opponent	13	12	2	3		30	38	98	255	94	67
2008											
Clemson	5	15	0	2		22	34	78	213	98	95
Opponent	12	14	1	1		28	27	83	292	99	67
2009											
Clemson	6	19	0	0		25	22	72	229	80	89
Opponent	10	15	1	0		26	28	80	284	99	64
2010											
Clemson	11	9	2	0		22	27	71	173	106	65
Opponent	11	10	0	2		23	22	68	227	82	49
2011											
Clemson	8	13	0	2		23	28	74	144	84	84
Opponent	16	10	0	0		26	23	75	245	82	45
2012											
Clemson	9	12	1	0		22	26	70	226	97	70
Opponent	7	12	2	1		22	17	61	248	79	69
2013											
Clemson	14	13	1	1		29	30	88	286	131	56
Opponent	5	13	2	0		20	16	56	199	66	89
2014											
Clemson	16	18	2	1		37	44	118	280	133	73
Opponent	11	8	0	2		21	18	60	241	85	79
2015											
Clemson	21	31	0	0		52	52	156	357	157	85
Opponent											
2016											
Clemson	15	15	2	0		32	35	99	289	113	67
Opponent	6	11	0	0		17	12	46	220	117	91

YEARLY TEAM STATS

Scoring by Periods					Goals	Ast	Pts	Shots	CK	Saves
						2017				
Clemson	16	24	1	0	41	43	125	305	144	52
Opponent	10	10	0	1	21	18	60	172	61	86
						2018				
Clemson	10	13	0	0	23	15	61	193	92	41
Opponent	11	12	0	2	25	26	76	165	69	52
						2019				
Clemson	35	32	2	1	70	74	214	407	151	61
Opponent	7	13	1	2	21	16	58	186	109	109
						2020				
Clemson	14	19	0	2	35	25	95	291	131	48
Opponent	7	11	0	0	18	13	49	180	86	89
						2021				
Clemson	16	33	1	1	51	57	159	355	146	73
Opponent	10	9	0	0	19	16	54	239	98	89
						2022				
Clemson	16	22	0	0	38	34	110	312	139	61
Opponent	10	13	0	0	23	19	65	183	72	96

Scoring by Periods					Goals	Ast	Pts	Shots	CK	Saves
						2023				
Clemson	28	31	0	1	60	47	167	328	167	58
Opponent	7	11	0	1	19	11	49	177	86	92
						2024				
Clemson	24	32	0	0	56	47	159	341	154	54
Opponent	13	11	0	1	25	20	70	184	71	98

Scoring by Periods					Goals	Ast	Pts	Shots	CK	Saves
						2025				
Clemson	16	21	0	0	37	35	109	257	106	37
Opponent	11	11	0	0	22	21	65	162	63	60

ALL-TIME RESULTS

Head Coach
Fred Kirchner
1934-39
School Record:
8-6-4

1934
(0-2-1)

F. 14	0-1	L	A	Furman
F. 16	2-2	T	H	Furman
F. 22	0-1	L	A	Furman

1935
(1-0-0)

J. 12	2-0	W	H	Furman

1935
(2-2)

D. 6	3-1	W	H	Furman
D. 10	4-2	W	A	Furman
D. 13	1-2	L	N1	Furman
D. 14	1-4	L	A	Davidson

1936
(0-0-1)

D. 8	2-2	T	H	Davidson

1937
(3-0-1)

	5-2	W	H	Catawba
	1-0	W	A	Catawba
D. 2	1-0	W	H	Davidson
D. 3	3-3	T	A	Davidson

1938
(0-0-1)

	2-2	T	A	Catawba

1939
(2-2)

N.22	1-4	L	H	Davidson
D. 4	1-0	W	N1	Davidson
D. 1	0-3	L	A	Duke
D. 9	1-0	W	H	Duke

N1-Rock Hill, NC

Head Coach
I.M. Ibrahim
1967-1994
School Record:
388-102-31

1967
(6-5-0 Overall, 1-3-0 ACC)
Fourth in ACC

O. 6	4-0	W	A	Furman
O. 10	9-1	W	H	Erskine
O. 17	2-5	L	H	Duke
O. 20	1-5	L	A	North Carolina
O. 27	6-0	W	H	Oglethorpe
O. 30	0-5	L	A	Maryland
N. 4	0-2	L	H	Warren Wilson
N. 11	4-3	W	A	N.C. State (OT)
N. 14	0-3	L	A	Emory
N. 17	5-1	W	H	Oglethorpe
N. 20	4-1	W	H	Furman
	35-26			

The 1967 team finished with a 6-5 record overall.

1968
(9-3-1 Overall, 1-3-1 ACC)
Fifth in ACC

S. 28	8-1	W	H	Emory
O. 5	1-3	L	H	Maryland
O. 9	2-3	L	A	Duke
O. 12	4-1	W	H	Jacksonville
O. 15	3-4	L	H	North Carolina
O. 22	2-2	T	A	Virginia (OT)
O. 26	7-4	W	A	The Citadel
N. 2	1-0	W	A	Warren Wilson (OT)
N. 5	3-1	W	A	Erskine
N. 9	4-3	W	H	N.C. State
N. 12	1-0	W	A	Belmont Abbey
N. 14	5-0	W	H	Furman
N. 16	2-0	W	H	Georgia State
	43-22			

1969
(5-6-1 Overall, 1-4-0 ACC)
Fifth in ACC

O. 3	1-6	L	A	Maryland
O. 5	0-1	L	A	Virginia
O. 10	3-2	W	N1	Warren Wilson
O. 11	2-3	L	A1	Emory
O. 15	1-4	L	A	North Carolina
O. 18	2-2	T	H	The Citadel (OT)
O. 24	0-3	L	H	Duke
O. 29	5-0	W	H	Furman
O. 31	4-1	W	H	Georgia State
N. 4	0-5	L	H	Erskine
N. 8	2-1	W	A	N.C. State
N. 13	9-2	W	H	Western Carolina
	29-30			

1 - Emory Invitational, Atlanta, GA

1970
(8-3-2 Overall, 1-3-1 ACC)
Sixth in ACC

S. 25	7-1	W	H	Georgia State
S. 29	2-1	W	A	Western Carolina
O. 3	10-1	W	A	The Citadel
O. 9	5-1	W	N1	Sewanee
O. 10	6-2	W	A1	Emory
O. 16	3-3	T	H	N. Carolina (OT)
O. 19	6-1	W	A	Appalachian State
O. 24	0-4	L	H	Maryland
O. 27	1-5	L	A	Duke
N. 1	1-2	L	H	Virginia
N. 7	2-1	W	H	N.C. State
N. 10	10-0	W	A	Furman
N. 14	3-3	T	H	Emory (OT)
	56-25			

1 - Emory Invitational, Atlanta, GA

1971
(8-3-1 Overall, 1-3-1 ACC)
Fifth in ACC

S. 18	6-0	W	H	Warren Wilson
S. 25	8-1	W	A	Jacksonville
S. 29	6-1	W	H	Appalachian State
O. 8	1-2	L	A	Maryland
O. 10	5-1	W	A	Virginia
O. 16	4-0	W	A	Emory
O. 19	3-1	W	A	Erskine
O. 23	2-2	T	A	N. Carolina (OT)
O. 26	0-2	L	H	Duke
O. 30	4-2	W	H	Western Carolina
N. 6	1-2	L	A	N.C. State
N. 10	12-1	W	H	Furman
	52-15			

ALL-TIME RESULTS

1972
(13-1-1 Overall, 5-0-0 ACC)
ACC Champs,
NCAA Final 16, 11th in Final Poll

S. 17	6-0	W	H	The Citadel	
S. 25	6-0	W	A	Appalachian State	
S. 29	7-0	W	A	Rollins	
O. 1	1-1	T	A	S. Florida (OT)	
O. 6	2-1	W	N1	Georgia State	
O. 7	3-1	W	A1	Emory	
O. 15	3-0	W	H	N.C. State	
O. 20	5-1	W	H	North Carolina	(20-NR)
O. 23	6-1	W	H	West. Carolina	(20-NR)
O. 25	4-0	W	A	Furman	(14-NR)
O. 29	4-1	W	H	Virginia	(14-NR)
N. 3	1-0	W	A	Duke	(13-NR)
N. 12	3-0	W	H	Maryland	(13-NR)
				NCAA Tournament	
N. 20	3-2	W	H	West Virgina	(11-NR)
N. 28	0-4	L	A	Howard	(11-1)
	54-12				

1 - Emory Invitational, Atlanta, GA

1973
(16-1-0 Overall, 5-0-0 ACC)
ACC Champs
Third in NCAA Tournament, Fourth in Final Poll

S. 16	10-0	W	A	N.C. State	(T8-NR)
S. 21	9-0	W	H	Emory	(T8-NR)
S. 26	13-2	W	A	West. Carolina	(7-NR)
O. 3	16-0	W	H	Furman	(5-NR)
O. 7	8-0	W	A	The Citadel	(5-NR)
O. 12	2-0	W	H	Erskine	(7-NR)
O. 18	2-1	W	A	North Carolina	(5-NR)
O. 21	10-1	W	H	Appalachian St.	(5-NR)
O. 26	5-0	W	H	Georgia St.	(5-NR)
O. 31	2-0	W	H	Duke	(6-NR)
N. 4	2-0	W	H	South Florida	(6-11)
N. 9	5-0	W	A	Virginia	(4-NR)
N. 11	3-1	W	A	Maryland	(4-NR)
				NCAA Tournament	
N. 25	7-0	W	H	James Madison	(4-NR)
D. 2	1-0	W	H	S. Florida (4OT)	(4-13)
D. 9	1-0	W	H	Pennsylvania	(4-11)
J. 2	1-2	L	N1	UCLA (OT)	(4-6)
	97-7				

1 - NCAA Final Four, Miami FL

1974
(12-3-0 Overall, 5-0-0 ACC)
ACC Champs
NCAA Final 16, Sixth in Final Poll

S. 15	5-2	W	A	James Madison	(4-NR)
S. 26	4-0	W	H	Furman	(3-NR)
S. 28	2-1	W	A	South Florida	(3-15)
S. 30	8-0	W	A	Jacksonville	(3-NR)
O. 4	2-1	W	H1	West Virginia	(3-NR)
O. 6	1-3	L	H1	Howard	(3-6)
O. 13	4-0	W	H	Virginia	(7-NR)
O. 18	6-0	W	H	North Carolina	(6-NR)
O. 21	1-0	W	H	Erskine	(6-NR)
O. 25	0-2	L	A	St. Louis	(5-1)
O. 29	4-0	W	A	Duke	(6-NR)
N. 3	10-1	W	H	N.C. State	(6-NR)
N. 10	5-0	W	H	Maryland	(6-NR)
				NCAA Tournament	
N. 17	3-2	W	H	Navy	(6-NR)
N. 23	0-1	L	A	Howard	(6-1)
	55-13				

1 - Clemson Invitational

1975
(13-2-0 Overall, 5-0-0 ACC)
ACC Champs
NCAA Final 16, First in Final Poll

S. 12	2-1	W	A	SIU-Edwardsville(2-3)	
S. 14	5-0	W	H	James Madison	(2-NR)
S. 25	4-1	W	H	Erskine	(1-NR)
S. 28	13-0	W	H	Jacksonville	(1-NR)
O. 5	2-1	W	H	St. Louis	(1-9)
O. 10	4-0	W	H1	Chicago Circle	(1-NR)
O. 12	0-1	L	H1	Howard	(1-4)
O. 17	3-1	W	A	North Carolina	(3-NR)
O. 19	10-0	W	A	N.C. State	(3-NR)
O. 26	8-0	W	H	Duke	(2-NR)
O. 30	7-0	W	H	Furman	(2-NR)
N. 7	2-0	W	A	Virginia	(1-NR)
N. 9	5-1	W	A	Maryland	(1-NR)
				NCAA Tournament	
N. 16	3-0	W	H	South Florida	(1-13)
N. 26	1-3	L	A	Howard	(1-5)
	69-9				

1 - Clemson Invitational

1976
(18-2-1 Overall, 4-0-1 ACC)
ACC Champs
Fourth in NCAA Tournament, Fourth in Final Poll

S. 8	7-0	W	H	Cent. Wesleyan	(2-NR)
S. 19	5-0	W	H	Ala.-Huntsville	(2-NR)
S. 26	3-0	W	H	Davis & Elkins	(3-NR)
S. 29	13-0	W	A	Furman	(3-NR)
O. 2	4-2	W	A	SIU-Ed. (OT)	(3-7)
O. 8	6-1	W	A	Duke	(1-NR)
O. 10	7-0	W	H	N.C. State	(1-NR)
O. 15	1-0	W	H1	Appalachian St.	(1-NR)
O. 17	2-0	W	H1	Howard	(1-10)
O. 22	3-1	W	A	St. Louis	(1-11)
O. 26	3-2	W	H	J. Madison (OT)	(1-NR)
O. 31	18-0	W	H	Flagler	(1-NR)
N. 2	2-0	W	H	Erskine	(1-NR)
N. 5	3-0	W	H	Virginia	(1-NR)
N. 7	1-1	T	H	Maryland (OT)	(1-NR)
N. 9	8-0	W	H	North Carolina	(1-NR)
				NCAA Tournament	
N. 16	8-0	W	H	James Madison	(1-NR)
N. 20	3-1	W	H	Howard	(1-NR)
N. 28	3-2	W	A	Phil. Textile	(1-12)
D. 4	0-1	L	N2	San Franciso	(1-6)
D. 5	3-4	L	N2	Hartwick	(1-3)
	103-15				

1 - Clemson Invitational
2 - NCAA Final Four, Philadelphia, PA

1977
(16-1-0 Overall, 5-0-0 ACC)
ACC Champs
NCAA Final Eight, Fourth in Final Poll

S. 4	6-0	W	H	West. Carolina	(5-NR)
S. 11	9-2	W	H	Florida Tech	(5-NR)
S. 18	4-0	W	H	Ala.-Huntsville	(5-NR)
S. 25	2-0	W	H	App. State	(5-NR)
S. 28	6-0	W	A	N.C. State	(4-NR)
S. 30	1-0	W	H	Erskine (OT)	(4-NR)
O. 7	2-0	W	H1	James Madison	(2-NR)
O. 9	1-0	W	H1	Davis & Elkins	(2-16)
O. 14	6-2	W	H	Duke	(2-NR)
O. 16	5-1	W	A	North Carolina	(2-NR)
O. 23	3-1	W	H	St. Louis	(2-1)
O. 27	7-0	W	H	Furman	(2-NR)
N. 4	2-0	W	A	Virginia	(1-NR)
N. 6	2-1	W	A	Maryland	(1-NR)
				NCAA Tournament	
N. 13	4-0	W	H	G. Washington	(1-NR)
N. 20	3-1	W	H	Appalachian St.	(1-14)
N. 26	1-2	L	H	Brown	(1-12)
	64-10				

1 - Clemson Invitational

1978
(18-1-1 Overall, 4-0-1 ACC)
ACC Champs
Third in NCAA Tournament, Third in Final Poll

S. 3	7-2	W	H	Pfeiffer	(5-NR)
S.10	4-0	W	H	Georgia State	(5-NR)
S.15	3-2	W	A	Brown	(5-8)
S.17	2-0	W	A	Connecticut	(5-NR)
S. 24	1-0	W	H	Belmont Abbey	(4-NR)
S. 29	1-0	W	A	Duke	(4-NR)
O. 1	4-0	W	H	N.C. State	(4-NR)
O. 6	3-1	W	H1	Quincy	(4-7)
O. 8	3-2	W	H1	Cleveland State	(4-NR)
O. 12	3-1	W	A	Furman	(2-NR)
O. 15	2-1	W	A	South Carolina	(2-NR)
O. 22	0-0	T	H	N.Carolina (OT)	(2-NR)
O.31	4-1	W	H	Erskine	(3-NR)
N.3	2-0	W	H	Virginia	(3-NR)
N.5	3-2	W	H	Maryland (OT)	(3-NR)
				NCAA Tournament	
N. 10	4-0	W	H	American	(3-NR)
N.19	2-1	W	H	App. St. (OT)	(3-18)
N.25	4-0	W	A	St. Francis (NY)	(3-18)
D.9	1-2	L	N2	San Francisco	(3-2)
D.10	6-2	W	N2	Phila. Textile	(3-4)
	59-17				

1 - Clemson Invitational
2 - NCAA Final Four, Tampa, FL



Clemson's 1971 squad won eight matches and scored 52 goals.

ALL-TIME RESULTS

1979
(16-2-1 Overall, 5-0-0 ACC)
ACC Champs
National Runnerup, Third in Final Poll

S. 9	14-0	W	H	Belmont Abbey	(3-NR)
S. 16	2-1	W	H	Connecticut (OT)	(3-5)
S. 23	3-0	W	H	Duke	(3-NR)
S. 29	4-3	W	A	N.C. State	(3-NR)
O. 2	5-1	W	H	Georgia State	(3-NR)
O. 5	7-1	W	H1	Davis & Elkins	(3-NR)
O. 7	1-2	L	H1	Cleveland State	(3-12)
O. 14	1-0	W	H	South Carolina	(7-NR)
O. 17	9-0	W	H	Furman	(7-NR)
O. 21	6-2	W	A	North Carolina	(7-NR)
O. 24	6-1	W	H	Erskine	(6-NR)
O. 28	0-0	T	H	Jacksonville (OT)	(6-NR)
N. 2	2-0	W	A	Virginia	(6-13)
N. 4	3-0	W	A	Maryland	(6-NR)
N. 7	3-0	W	H	South Florida	(6-NR)
				NCAA Tournament	
N. 25	1-0	W	H	South Carolina	(6-NR)
D. 2	1-0	W	H	American	(5-15)
D. 8	4-1	W	N2	Columbia	(3-5)
D. 9	2-3	L	N2	SIU-Edwardsville	(3-2)
	74-15				

1 - Clemson Invitational
2 - NCAA Final Four, Tampa, FL

1980
(12-3-2 Overall, 4-1-1 ACC)
Second in ACC

S. 7	5-1	W	H	Old Dominion	(1-NR)
S. 14	4-0	W	A	Wake Forest	(1-NR)
S. 17	5-0	W	H	Georgia State	(1-NR)
S. 21	3-1	W	H	N.C. State	(1-NR)
S. 24	1-0	W	H	UNC-Charlotte	(1-NR)
S. 28	1-3	L	A	Duke	(1-16)
O. 3	2-3	L	H1	App. St.	(17-10)
O. 5	1-1	T	H1	Cleveland St. (OT)	(17-19)
O. 8	4-2	W	H	Berry College (OT)	
O. 12	1-0	W	A	South Carolina	
O. 19	2-2	T	H	N. Carolina (OT)	
O. 25	1-2	L	A	S. Florida (OT)	(18-NR)
O. 27	5-1	W	A	Jacksonville	(18-NR)
O. 30	2-0	W	H	Erskine	
N. 2	1-0	W	H	Maryland	
N. 5	2-1	W	A	Furman	
N. 9	4-0	W	H	Virginia	
	44-17				

1 - Clemson Invitational

1981
(18-2-0 Overall, 5-1-0 ACC)
ACC Champs
NCAA Final 16, Fifth in Final Poll

S. 1	4-1	W	A	Georgia State	
S. 6	2-1	W	A	Appalachian State	
S. 10	3-0	W	H	USC-Spartanburg	
S. 13	3-2	W	H	Wake Forest	
S. 20	5-3	W	A	N.C. State	(5-16)
S. 27	2-1	W	H	Duke (OT)	(3-7)
O. 4	0-1	L	A	N. Carolina (OT)	(3-NR)
O. 11	5-1	W	H	South Carolina	(5-NR)
O. 16	2-0	W	H1	South Florida	(4-NR)
O. 18	2-1	W	H1	Cleveland State	(4-18)
O. 23	4-0	W	H	Davis & Elkins	(4-NR)
O. 25	2-0	W	H	Jacksonville	(4-NR)
O. 29	4-0	W	H	Erskine	(4-NR)
N. 1	6-0	W	H	Pfeiffer	(4-NR)
N. 4	1-0	W	H	Furman	(3-NR)
N. 6	2-0	W	A	Virginia (OT)	(3-NR)
N. 8	4-0	W	A	Maryland	(3-NR)
N. 11	3-0	W	H	Emory	(2-NR)
				NCAA Tournament	
N. 18	3-1	W	H	N.C. State	(2-15)
N. 22	1-2	L	H	Ala. A&M (3OT)	(2-NR)
	58-14				

1 - Clemson Invitational

1982
(18-2-1 Overall, 5-1-0 ACC)
ACC Champs (Tie)
NCAA Final 16, Third in Final Poll

S. 5	8-2	W	H	App. State	(2-NR)
S. 9	3-0	W	H	USC-Spart.	(2-NR)
S. 12	4-0	W	A	Wake Forest	(2-NR)
S. 17	4-0	W	N1	Hartwick	(2-10)
S. 19	2-1	W	A1	SIU Edwardsville	(2-1)
S. 26	0-1	L	A	Duke	(1-7)
S. 29	3-0	W	H	Erskine	(6-NR)
O. 3	5-0	W	H	N.C. State	(6-NR)
O. 6	5-0	W	H	Florida Int.	(6-NR)
O. 10	2-0	W	A	South Carolina	(6-NR)
O. 15	3-1	W	H2	Davis & Elkins	(5-NR)
O. 17	2-0	W	H2	UNC-Greensboro	(5-NR)
O. 22	5-0	W	H	North Carolina	(5-NR)
O. 24	2-2	T	A	S. Florida (OT)	(5-NR)
O. 26	3-1	W	A	Jacksonville	(5-NR)
O. 31	6-0	W	H	Pfeiffer	(5-NR)
N. 5	1-0	W	H	Virginia	(7-3)
N. 7	3-0	W	H	Maryland	(7-NR)
N. 10	3-0	W	A	Furman	(4-NR)
				NCAA Tournament	
N. 17	2-0	W	H	Alabama A&M	(7-NR)
N. 20	1-2	L	A	Duke (OT-PK*)	(7-1)
	67-10				

1 - SIU Cougar Classic, Edwardsville, IL
2 - Clemson Invitational *PK - Penalty Kicks

1983
(16-3-2 Overall, 3-2-1 ACC)
Third in ACC, 11th in Final Poll

S. 1	1-0	W	H	Pfeiffer	(8-NR)
S. 5	2-0	W	H	Winthrop	(8-NR)
S. 11	6-0	W	H	Eckerd	(8-NR)
S. 15	2-1	W	H	SIU-Edwardsville	(10-NR)
S. 18	7-0	W	A	North Carolina	(10-4)
S. 21	7-0	W	H	Furman	(3-NR)
S. 25	0-0	T	H	Duke (OT)	(3-1)
S. 28	9-0	W	H	W. Carolina	(2-NR)
O. 2	3-1	W	A	Connecticut	(2-13)
O. 5	3-0	W	H	Erskine	(2-NR)
O. 9	4-0	W	H	South Carolina	(2-NR)
O. 14	3-0	W	H1	Davis & Elkins	(2-NR)
O. 16	1-0	W	H1	South Florida	(2-17)
O. 20	1-0	W	H	W. Forest (OT)	(2-NR)
O. 23	2-0	W	H	Jacksonville	(2-NR)
O. 26	1-1	T	H	USC-Spar. (OT)	(2-NR)
O. 30	3-0	W	H	App. State	(2-NR)
N. 4	1-2	L	A	Virginia	(2-9)
N. 6	1-0	W	A	Maryland	(2-NR)
N. 13	1-2	L	A	N.C. State (OT)	(6-NR)
				NCAA Tournament	
N.16	0-1	L	H	Alabama A&M (10-6)	
	58-8				

1 - Clemson Invitational

1984
(22-4 Overall, 4-2 ACC)
National Champions
Second in the ACC, Ninth in Final Poll

S. 1	5-0	W	H	Connecticut	(11-4)
S. 5	6-1	W	H	Mercer	(11-NR)
S. 8	1-2	L	N1	UCLA	(11-14)
S. 9	3-4	L	A1	Indiana	(11-1)
S. 12	5-0	W	H	Pfeiffer	(18-NR)
S. 16	2-1	W	H	North Carolina	(18-NR)
S. 19	6-0	W	H	App. State	(16-NR)
S. 23	0-2	L	A	Duke	(16-7)
S. 26	5-2	W	H	Erskine (OT)	
O. 3	3-0	W	H	Winthrop	
O. 7	3-0	W	A	Wake Forest	
O. 10	2-1	W	H	USC-Spartanburg	
O. 14	3-2	W	H	South Carolina (OT)	
O. 16	3-0	W	H	Davidson	(19-NR)
O. 19	3-1	W	H2	Tampa	(19-NR)
O. 21	3-0	W	H2	Florida Int.	(19-9)
O. 24	3-0	W	A	Furman	(18-NR)
O. 28	5-0	W	H	Maryland	(18-NR)
N. 2	0-2	L	H	Virginia	(16-4)
N. 4	8-0	W	H	Vanderbilt	(16-NR)
N. 11	3-2	W	H	N.C. State	(16-7)
				NCAA Tournament	
N. 18	2-1	W	A	N.C. State	(9-15)
N. 25	3-1	W	H	Alabama A&M	(9-1)
D. 1	1-0	W	A	Virginia	(9-4)
D. 9	4-1	W	A	UCLA	(9-5)
D. 16	2-1	W	N3	Indiana	(9-2)
	84-24				

1- Indiana Classic, Bloomington, IN
2 - Clemson Invitational
3 - NCAA Finals at Seattle, WA (Kingdome)

The 1983 team finished the season ranked 11th in the final poll.

ALL-TIME RESULTS

1985
(19-3-2 Overall, 5-1 ACC)
ACC Champs
NCAA Final 16, Third in Final Poll

S. 1	7-0	W	H	Charleston	(1-NR)
S. 6	3-2	W	A1	Indiana	(1-4)
S. 7	0-0	T	N1	Conn. (OT)	(1-16)
S. 12	7-0	W	H	Wofford	(1-NR)
S. 15	5-0	W	A	North Carolina	(1-NR)
S. 19	2-0	W	H	Chapman Col.	(1-NR)
S. 22	2-0	W	H	Duke	(1-12)
S. 25	3-2	W	H	Erskine	(1-NR)
S. 29	7-0	W	H	Winthrop	(1-NR)
O. 2	3-1	W	H	Furman	(1-NR)
O. 6	2-1	W	H	Wake Forest	(1-NR)
O. 10	3-1	W	H	Southern Conn.	(1-NR)
O. 13	3-1	W	H	South Carolina	(1-NR)
O. 16	6-2	W	H	USC-Spar.	(1-NR)
O. 20	2-0	W	A	N.C. State	(1-10)
O. 26	1-0	W	H2	American	(1-14)
O. 27	4-1	W	H2	Fair. Dickinson	(1-NR)
N. 1	0-2	L	A	Virginia	(1-5)
N. 3	2-1	W	A	Maryland	(1-NR)
N. 6	7-0	W	H	Coastal Carolina	(3-NR)
N. 9	2-2	T	N2	Fresno St. (OT)	(3T-14)
N. 10	0-2	L	A3	Florida Int.	(3-NR)
				NCAA Tournament	
N. 17	5-2	W	H	N.C. State	(4-19)
N. 24	0-1	L	H	S. Caro. (OT-PK*)	(4-6)
	76-21				

1-Indiana Classic, Bloomington, IN
2-Clemson Invitational
3-Florida International Invitational, Miami, FL
PK-Penalty Kicks

1986
(12-6-2 Overall, 3-3 ACC)
Third in the ACC, 18th in Final Poll

A. 31	4-1	W	H	Charleston	(6-NR)
S. 6	2-2	T	A	St. Louis (OT)	(6-NR)
S. 10	2-1	W	H	USC-Spar.	(4-NR)
S. 14	3-1	W	H	North Carolina	(4-NR)
S. 16	5-1	W	H	Wright State	(4-NR)
S. 19	2-1	W	N1	American	(4-NR)
S. 21	0-0	T	A1	G. Mason (OT)	(4-NR)
S. 24	4-1	W	H	Erskine	(5-NR)
S. 28	2-5	L	A	Duke	(5-17)
O. 1	1-3	L	A	Furman	(16-NR)
O. 5	1-0	W	A	Wake Forest	(16-NR)
O. 8	6-1	W	H	Wofford	(19-NR)
O. 12	3-4	L	A	S. Carolina (OT)	(19-5)
O. 15	3-0	W	H	S. Conn.	(19-NR)
O. 19	0-1	L	H	N.C. State	(19-15)
O. 24	3-1	W	H2	Indiana (OT)	(18-NR)
O. 26	0-3	L	H2	UCLA	(18-4)
N. 2	0-1	L	H	Virginia	(19-3)
N. 5	11-0	W	H	Mercer	
N. 9	2-1	W	H	Maryland	(NR-10)
	54-28				

1-George Mason Invitational, Fairfax, VA
2-Clemson Invitational

1987
(18-5-1 Overall, 1-4-1 ACC)
National Champions
Fifth in the ACC, 16th in Final Poll

S. 1	8-0	W	H	UNC-Asheville	(20-NR)
S. 6	3-0	W	H	UNC-Greens.	(20-NR)
S. 9	2-0	W	H	Charleston (OT)	(20-NR)
S. 13	1-2	L	A	North Carolina	(20-NR)
S. 16	3-2	W	H	Georgia State	
S. 20	3-1	W	H	Wake Forest	
S. 23	3-1	W	H	Furman	
S. 27	0-2	L	H	Duke	(NR-14)
O. 2	2-0	W	H1	George Mason	
O. 4	5-1	W	H1	St. Louis	(NR-17)
O. 7	1-0	W	H	Berry College	
O. 11	2-1	W	H	South Carolina	(NR-2)
O. 14	2-1	W	H	Coastal Caro.	(10-NR)
O. 18	2-2	T	A	N.C. State (OT)	(10-NR)
O. 21	5-0	W	H	Erskine	10-NR)
O. 25	0-1	L	A	Maryland (OT)	(10-NR)
O. 28	3-0	W	H	Presbyterian	(12-NR)
N. 1	0-1	L	A	Virginia	(12-2)
N. 5	1-2	L	N2	N. Carolina (OT)	(12-20)
				NCAA Tournament	
N. 15	2-1	W	A	Evansville	(NR-14)
N. 22	2-1	W	A	Indiana	(NR-1)
N. 29	3-2	W	A	Rutgers	(NR-6)
D. 5	4-1	W	H3	North Carolina	(NR-8)
D. 6	2-0	W	H3	San Diego St.	(NR-20)
	59-22				

1 - Clemson Invitational
2 - ACC Tournament, Durham, NC
3 - NCAA Final Four, Clemson, SC

1988
(10-7-2 Overall, 2-4 ACC)
Fifth in the ACC

S. 1	8-0	W	H	USC-Spar.	(7-NR)
S. 4	3-0	W	H	Winthrop	(7-NR)
S. 7	8-1	W	H	UNC-Asheville	(7-NR)
S. 11	2-1	W	H	North Carolina	(7-3)
S. 14	1-1	T	H	C.of Char. (OT)	(3-NR)
S. 18	1-2	L	A	Wake Forest	(3-14)
S. 21	0-0	T	H	Furman (OT)	(16-NR)
S. 25	4-0	W	A	Duke	(16-3)
S. 28	3-0	W	H	Coastal Carolina	(4-NR)
O. 2	1-2	L	H	N.C. State	(4-NR)
O. 5	2-0	W	H	Georgia State	(13-NR)
O. 9	1-2	L	A	S. Carolina	(13-NR)
O. 14	3-2	W	H1	UNC-Greensboro	
O. 16	0-1	L	H1	Evansville (OT)	(NR-10)
O. 19	3-0	W	H	Berry	
O. 23	1-2	L	H	Maryland	
O. 26	3-1	W	H	Erskine	
O. 30	0-1	L	H	Virginia	(NR-1)
N. 3	1-2	L	H2	North Carolina	
	45-18				

1 - Clemson Invitational
2 - ACC Tournament, Clemson, SC

1989
(13-6-1 Overall, 1-4-1 ACC)
Fifth in the ACC

S. 1	13-0	W	H	North Georgia College	
S. 3	2-3	L	H	South Carolina	(NR-4)
S. 6	5-2	W	H	Lander	
S. 10	1-2	L	A	North Carolina	(NR-10)
S. 13	2-1	W	H	Coastal Carolina	
S. 17	0-2	L	H	Wake Forest	
S. 20	2-0	W	A	Furman	
S. 24	7-0	W	H	Jacksonville	
S. 27	3-1	W	H	Georgia State	
O. 1	0-0	T	A	N.C. State (OT)	
O. 3	7-0	W	H	Presbyterian	
O. 6	2-1	W	H1	Yale	
O. 8	2-1	W	H1	SMU	(NR-10)
O. 11	2-0	W	H	Col. of Charleston (OT)	
O. 15	3-1	W	H	Duke	
O. 18	4-2	W	H	USC-Spartanburg	
O. 22	0-1	L	A	Maryland	
O. 25	2-0	W	H	Erskine	(20-NR)
O. 29	2-4	L	A	Virginia (OT)	(20-1)
N. 2	2-3	L	N2	Wake Forest	(NR-8)
	61-24				

1 - Clemson Invitational
2 - ACC Tournament, Durham, NC

1990
(16-4-1 Overall, 4-1-1 ACC)
ACC Champions, Regular Season
Fourth in Final Poll

A. 29	5-0	W	H	Emory	
S. 2	1-2	L	H	UNC-Greensboro	
S. 5	9-0	W	H	Charleston Southern	
S. 9	1-0	W	H	North Carolina	
S. 12	6-0	W	H	Catawba	
S. 16	3-1	W	A	Wake Forest	(NR-10)
S. 19	3-0	W	H	Furman	(6-NR)
S. 23	3-0	W	A	Duke	(6-NR)
S. 26	4-0	W	H	Coastal Caro.	(4-NR)
S. 30	1-3	L	H	N.C. State	(4-6)
O. 2	5-1	W	H	Georgia State	(7-NR)
O. 5	4-1	W	H1	Adelphi	(7-16)
O. 7	4-2	W	H1	Santa Clara	(7-4)
O. 10	7-0	W	H	Stetson	(3-NR)
O. 14	3-1	W	A	South Carolina	(3-14)
O. 17	2-0	W	H	UNC Charlotte	(2-NR)
O. 21	3-1	W	H	Maryland	(2-NR)
O. 24	3-0	W	H	Charleston	(2-NR)
O. 28	1-1	T	H	Virginia (OT)	(2-8)
N. 2	1-3	L	N2	N.C. State	(2-14)

The 1990 Tigers won the ACC Regular Season Championship and finished fourth in the final poll.

ALL-TIME RESULTS

NCAA Tournament

N. 11	0-3	L	H3	S. Carolina	(5-12)
	69-19				

1-Clemson Invitational
2-ACC Tournament, Durham, NC
3-NCAA Tournament, Clemson, SC

1991
(13-6-2 Overall, 2-3-1 ACC)
Fifth in the ACC, 18th in Final Poll

S. 1	0-0	T	H	UNC Charlotte (OT)	(7-NR)
S. 8	1-2	L	A	North Carolina	(7-14)
S. 11	4-0	W	H	Francis Marion	
S. 15	1-3	L	H	Wake Forest	(NR-18)
S. 18	1-0	W	H	Furman	
S. 22	2-1	W	H	Duke	(NR-3)
S. 25	3-0	W	H	Georgia State	
S. 29	2-2	T	A	N.C. State (OT)	(NR-8)
O. 1	5-0	W	H	Berry College	
O. 4	4-1	W	N1	St. Mary's	
O. 6	0-3	L	A1	Santa Clara	(NR-1)
O. 9	4-0	W	H	Mercer	
O. 13	3-1	W	H	Will. & Mary	(NR-17)
O. 16	11-0	W	H	Maryville	
O. 20	2-0	W	A	Maryland	
O. 23	5-0	W	H	Lenoir Rhyne	(19-NR)
O. 27	1-2	L	A	Virginia	(19-2)
O. 30	2-0	W	H	Erskine	
N. 3	6-0	W	H	South Carolina	(NR-19)
N. 7	1-3	L	A2	North Carolina	(13-NR)

NCAA Tournament

N. 17	1-3	L	A	N.C. State	(NR-8)
	59-21				

1-Santa Clara Tournament, Santa Clara, CA
2-ACC Tournament, Chapel Hill, NC

1992
(12-6-4 Overall, 1-3-2 ACC)
Sixth in the ACC, 19th in the Final Poll

S. 5	2-1	W	H	South Ala. (OT)	(8-NR)
S. 7	4-0	W	H	Char. Southern	(8-NR)
S. 9	5-0	W	H	Ga. Southern	(6-NR)
S. 13	1-1	T	H	No. Car. (OT)	(6-NR)
S. 16	5-0	W	H	Lenoir Rhyne	(6-NR)
S. 20	1-1	T	A	Duke (OT)	(6-3)
S. 23	5-0	W	H	Presbyterian	(6-NR)
S. 29	4-1	W	H	Mercer	(5-NR)
O. 2	2-1	W	H1	Yale	(5-NR)
O. 4	0-0	T	H1	Old Dom. (OT)	(5-NR)
O. 7	7-1	W	H	Erskine	(4-NR)
O. 9	0-1	L	H	N.C. State	(4-NR)
O. 11	2-3	L	H	Virginia (OT)	(4-1)
O. 14	0-1	L	A	Furman	(15-NR)
O. 18	0-1	L	A	Wake Forest	(15-5)
O. 21	2-1	W	H	UNC Char. (OT)	(NR-6)
O. 25	2-1	W	H	Maryland	
O. 28	3-0	W	H	Georgia State	(25-NR)
N. 1	0-2	L	A	So. Carolina	(25-NR)
N. 5	3-2	W	N2	Duke (OT)	(NR-8)
N. 6	3-3	T	N2	NC State (OT-PK)	(NR-T3)
N. 8	2-4	L	N2	Virginia	(NR-5)
	53-25				

1-Clemson Invitational
2-ACC Tournament, Chapel Hill, NC
*indicates opp. advanced on penalty kick shootout

1993
(18-5-1 Overall, 5-0-1 ACC)
ACC Champions, Regular Season
NCAA Final 16, Fifth in Final Poll

S. 4	8-0	W	H	Radford	(6-NR)
S. 6	11-0	W	H	Char. Southern	(6-NR)
S. 8	2-3	L	A	UNC-Charlotte	(6-10)
S. 12	2-2	T	A	No. Caro. (OT)	(6-24)
S. 15	7-1	W	H	Lenoir-Rhyne	(11-NR)
S. 19	3-1	W	H	Duke	(11-4)
S. 22	9-3	W	H	Appalachian St.	(6-NR)
S. 26	3-2	W	A	N. C. State	(6-NR)
S. 28	8-0	W	H	Francis Marion	(5-NR)
O. 1	4-1	W	H1	Princeton	(5-22)
O. 3	2-3	L	H1	Wis.-Green Bay	(5-NR)
O. 6	3-0	W	H	Ga. Southern	(5-NR)
O. 10	2-1	W	A	Virginia	(5-1)
O. 13	2-1	W	H	Furman	(T4-19)
O. 17	5-1	W	A	Maryland	(T4-NR)
O. 20	6-0	W	H	Georgia State	(4-NR)
O. 24	2-0	W	H	Wake Forest	(4-NR)
O. 27	4-0	W	H	Mercer	(3-NR)
O. 31	1-2	L	H	So. Caro. (OT)	(3-18)
N. 2	3-1	W	H	Erskine	(4-NR)
N. 5	4-2	W	A2	North Carolina	(4-20)
N. 7	1-2	L	N2	Virginia	(4-6)

NCAA Tournament

N. 14	2-0	W	H	UNC-Green.	(5-NR)
N. 21	2-3	L	H	South Carolina	(5-23)
	96-29				

1-Clemson Invitational
2-ACC Tournament,Chapel Hill, NC

1994
(13-7-1 Overall, 2-4 ACC)
Sixth in the ACC

S. 4	8-0	W	H	Vanderbilt	(8-NR)
S. 7	5-0	W	H	Campbell	(8-NR)
S. 11	4-1	W	H	North Carolina	(8-3)
S. 14	5-0	W	H	Mercer	(2-NR)
S. 18	1-2	L	A	Duke	(2-NR)
S. 21	1-3	L	N1	Indiana	(5-1)
S. 25	1-2	L	H	N.C. State	(5-NR)
S. 27	3-1	W	H	Appalachian State	
S. 30	3-0	W	H	Harvard	
O. 2	0-1	L	H	Loyola (MD)	
O. 5	4-0	W	H	Charleston	
O. 9	4-6	L	H	Virginia	(NR-10)
O. 12	6-0	W	H	Erskine	
O. 16	6-0	W	H	Furman	
O. 19	1-3	L	A	So. Car. (OT)	(NR-3)
O. 23	4-2	W	H	Maryland	
O. 26	4-0	W	H	UNC-Asheville	
O. 30	3-1	W	H	UNC-Charlotte	(NR-8)
N. 6	1-3	L	A	Wake Forest (OT)	
N. 10	3-0	W	H2	Maryland	(NR-25)
N. 11	2-2	T	H2	Virginia (OT-PK*)	(NR-4)
	69-27				

1-at Davidson, NC
2-ACC Tournament, Clemson, SC
*indicates opp. advanced on penalty kick shootout



Head Coach
Trevor Adair
1995-2008
School Record:
173-91-27

1995
(16-6-1 Overall, 4-2-0 ACC)
Third in the ACC
NCAA Final 16, Fifth in the Final Poll

S. 3	2-3	L	H	South Carolina	(3-NR)
S. 6	3-0	W	H	Central Florida	(3-NR)
S. 10	2-1	W	A	No. Carolina (OT)	(3-9)
S. 13	5-0	W	H	Char. Southern	(10-NR)
S. 16	1-3	L	H	Duke	(10-2)
S. 20	7-0	W	H	The Citadel	(T25-NR)
S. 24	2-1	W	A	N.C. State	(T25-NR)
S. 29	1-0	W	A	Santa Clara	(10-8)
O. 1	1-1	T	A	California (OT)	(10-NR)
O. 8	2-1	W	H	UNC-Char. (OT)	(8-T25)
O. 11	4-1	W	H	Erskine	(7-NR)
O. 15	1-2	L	A	Virginia (OT)	(7-1)
O. 18	3-0	W	H	Mercer	(7-NR)
O. 22	1-2	L	A	Furman	(7-NR)
O. 24	4-0	W	H	Loyola-Chicago (13-NR)	
O. 28	2-0	W	A	Maryland	(13-NR)
N. 1	6-1	W	H	Wofford	(7-NR)
N. 4	1-0	W	H	Wake Forest	(7-NR)
N. 9	5-0	W	N1	N.C. State	(7-NR)
N. 10	1-0	W	N1	North Carolina	(7-NR)
N. 12	0-1	L	N1	Virginia	(7-1)

NCAA Tournament

N. 18	2-0	W	H	Col. of Char.	(6-NR)
N. 26	1-3	L	A	So. Methodist	(6-4)
	57-20				

1-ACC Tournament, Durham, NC

The 1993 team won the ACC Regular Season Championship.

ALL-TIME RESULTS

1996
(10-7-2 Overall, 2-3-1 ACC)
Fifth in the ACC

S. 1	11-1	W	H	UNC-Asheville	(17-NR)
S. 7	1-4	L	N1	Washington	(17-NR)
S. 8	3-0	W	A1	Portland	(17-24)
S. 15	3-2	W	H	No. Car. (OT)	(18-NR)
S. 18	4-1	W	H	Ga. Southern	(18-NR)
S. 21	1-2	L	A	Duke	(18-1)
S. 25	6-0	W	H	App. St.	(20-NR)
S. 29	0-0	T	H	N.C. State (OT)	(20-NR)
O. 4	0-0	T	H1	Fla. Inter. (OT)	(24-20)
O. 6	1-3	L	H1	California	(24-17)
O. 9	7-0	W	H	Wofford	
O. 13	1-2	L	A	UNC-Charlotte	(NR-6)
O. 16	7-0	W	H	Erskine	
O. 20	2-3	L	H	Virginia (OT)	(NR-1)
O. 23	3-2	W	H	Furman	(NR-11)
O. 27	3-1	W	A	South Carolina	(NR-19)
N. 2	1-0	W	H	Maryland	(NR-24)
N. 9	1-2	L	A	Wake Forest	
N. 14	1-3	L	N2	Duke	
	56 -26				

1-Clemson Invitational, Clemson, SC
2-ACC Tournament, Charlottesville, VA

1997
(11-7-3 Overall, 2-3-1 ACC)
Fifth in the ACC
NCAA Final Eight, 12th in Final Poll

A. 29	1-0	W	H	Campbell	(20-NR)
S. 5	1-2	L	N1	St. Louis	(20-22)
S. 6	0-3	L	A1	Indiana	(20-4)
S.14	1-0	W	A	North Carolina	
S.17	11-0	W	H	Erskine	
S.21	1-5	L	H	Duke	(NR-5)
S.24	2-2	T	H	UNC-Char. (OT)	(NR-25)
S. 28	0-1	L	A	N.C. State	
O. 3	2-1	W	H2	Florida Atlantic	
O. 5	3-0	W	H2	Portland	(NR-17)
O. 8	0-0	T	H	Ga. Sou. (OT)	(NR-25)
O.12	2-0	W	H	South Carolina	(NR-15)
O.15	6-1	W	H	Georgia State	
O.19	1-1	T	A	Virginia (OT)	(NR-10)
O.22	2-0	W	H	Mercer	
N.2	1-0	W	H	Maryland	(15-14)
N.9	1-2	L	H	W. Forest (OT)	(13-NR)
N.13	2-4	L	N3	Maryland	(24-11)
				NCAA Tournament	
N.23	5-0	W	H	UNC-Charlotte	(NR-24)
N.30	1-0	W	A	So. Carolina (OT)	(NR-7)
D. 6	1-2	L	A	UCLA	(NR-3)
	44-24				

1-Indiana Invitational, Bloomington, IN
2-Clemson Invitational
3-ACC Tournament, Orlando, FL

1998
(22-2 Overall, 5-1 ACC)
ACC Champions
NCAA Final Eight, Ranked First in the Final Poll

S. 1	4-1	W	A	Campbell	(12-NR)
S. 4	1-0	W	A1	Fl. International	(12-17)
S. 6	2-1	W	N1	South Florida	(12-13)
S. 9	6-0	W	H	Belmont	
S. 13	5-0	W	H	North Carolina	(3-NR)
S. 20	0-2	L	A	Duke	(3-5)
S. 23	2-1	W	H	Central Conn.	(9-NR)
S. 27	3-1	W	H	N.C. State	(9-NR)
O. 2	7-1	W	H2	Cal-Poly S.L.O.	(8-NR)
O. 4	3-0	W	H2	New Hampshire	(8-NR)
O. 7	6-0	W	H	Char. Southern	(7-NR)
O. 11	2-0	W	A	South Carolina	(7-16)
O. 14	2-1	W	A	Winthrop	(4-NR)
O. 18	2-0	W	H	Virginia	(4-7)
O. 21	2-0	W	A	UNC-Charlotte	(4-NR)
O. 25	2-0	W	H	Furman	(4-NR)
O. 28	7-1	W	H	Elon	(2-NR)
O. 31	2-0	W	A	Maryland	(2-16)
N. 8	1-0	W	A	Wake Forest	(1-NR)
N. 13	2-0	W	N3	Maryland	(1-16)
N. 15	1-0	W	N3	Duke	(1-4)
				NCAA Tournament	
N. 22	5-0	W	H	Lafayette	(1-NR)
N. 29	1-0	W	H	William & Mary	(1-NR)
D. 6	1-2	L	H	Indiana	(1-2)
	69-11				

1-Florida International Tournament,Miami, FL
2-Clemson Invitational
3-ACC Tournament, Winston-Salem, NC

1999
9-8-2 Overall, 2-2-2 ACC
Fourth in the ACC

S. 1	0-2	L	H	Davidson	(4-NR)
S. 3	2-3	L	N1	Penn State	(4-20)
S. 5	2-1	W	A1	Ohio State	(4-NR)
S. 12	1-2	L	A	North Carolina	
S. 15	4-0	W	H	Appalachian State	
S. 18	0-0	T	H	Duke (OT)	(NR-10)
S. 22	3-0	W	H	Charleston Southern	
S. 25	2-2	T	A	N.C. State (OT)	
O. 1	1-2	L	H1	Santa Clara	(NR-2)
O. 3	1-3	L	H1	Akron	
O. 13	9-0	W	H	Winthrop	
O. 16	2-1	W	A	Virginia	(NR-14)
O. 20	1-0	W	H	Loyola of Chicago	
O. 22	1-0	W	H	South Carolina	
O. 24	2-1	W	H	UNC-Charlotte	
O. 27	2-3	L	A	Furman (OT)	(NR-7)
O. 30	1-2	L	H	Maryland	(NR-9)
N. 7	4-1	W	H	Wake Forest	(NR-3)
N. 11	0-1	L	N2	North Carolina	
	38-24				

1-Clemson Invitational
2-ACC Tournament, Winston-Salem, NC

2000
(14-4-2 Overall, 3-3 ACC)
Fourth in the ACC
NCAA Final 16, Ranked 4th

S. 3	4-0	W	H	Hartford	(5-NR)
S. 6	4-0	W	A	Wofford	(4-NR)
S. 10	1-2	L	H	North Carolina	(4-NR)
S. 13	4-0	W	H	Appalachian St.	(10-NR)
S. 17	2-3	L	A	Duke	(10-8)
S. 20	6-1	W	H	Char. Southern	(16-NR)
S. 24	6-1	W	H	N.C. State	(16-NR)
S. 29	2-1	W	H1	Brown	(11-NR)
O. 1	5-1	W	H1	Cal. St. Fullerton	(11-20)
O. 8	0-0	T	A	S. Carolina (OT)	
(8-10)					
O. 11	3-1	W	H	Georgia State	(9-NR)
O. 15	2-3	L	H	Virginia	(9-15)
O. 18	3-2	W	A	Davidson	(11-NR)
O. 21	2-1	W	A	Wake Forest	(11-17)

The 2001 team won the ACC Championship at Riggs Field in Clemson, SC.

ALL-TIME RESULTS

O. 25	2-0	W	H	Furman	(8-11)
O. 28	3-2	W	A	Maryland	(8-NR)
N. 5	4-0	W	**A**	**UNC-Charlotte**	**(6-NR)**
N. 9	**2-2**	**T**	**A2**	**Wake Forest** (OT)	(5-NR)
				NCAA Tournament	
N. 19	3-2	W	H	Furman	(8-12)
N. 26	1-2	L	H	Connecticut (OT)	(8-5)
	59-24				

1-Clemson Invitational
2-ACC Tournament in Winston-Salem, NC

2001
(19-5 Overall, 4-2 ACC)
Tied for Second in the ACC
NCAA Final 8, Ranked 4th

A. 31	1-2	L	A1	Cal St.-Fullerton	(8-NR)
S. 2	2-1	W	N1	California	(8-NR)
S. 5	1-2	L	H	Georgia State	
S. 7	7-1	W	N2	Florida International	
S. 9	4-0	W	N2	Notre Dame	(NR-21)
S. 23	2-1	W	A	N.C. State	
S. 28	1-0	W	H3	Cal Poly SLO	
S. 30	2-0	W	H3	Va. Commonwealth	
O. 7	2-1	W	H	South Carolina	(24-17)
O. 10	5-0	W	H	Wofford	(14-NR)
O. 13	0-2	L	A	Virginia	(14-4)
O. 17	3-2	W	A	Furman (OT)	(15-22)
O. 21	6-1	W	H	Davidson	(15-NR)
O. 24	6-0	W	H	Gardner-Webb	(9-NR)
O. 28	2-0	W	H	Maryland	(9-NR)
N. 3	0-1	L	A	North Carolina	(6-8)
N. 7	4-0	W	H	Duke	(13-NR)
N. 10	1-0	W	H	Wake Forest	(13-9)
N. 15	3-1	W	H4	Maryland	(9-NR)
N. 16	2-1	W	H4	North Carolina	(9-6)
N. 18	1-0	W	H4	Virginia	(9-2)
				NCAA Tournament	
N. 25	1-0	W	H	Kentucky (OT)	(6-NR)
D. 2	3-2	W	H	Ala.-Birm. (OT)	(6-23)
D. 9	0-2	L	A	Indiana	(6-5)
	59-20				

1-Cal-State-Fullerton Invitational, Fullerton, CA
2-Furman Invitational, Greenville, SC
3-Clemson Invitational, Clemson, SC
4-ACC Tournament, Clemson, SC

2002
(13-5-4 Overall, 2-3-1 ACC)
Sixth in the ACC
NCAA Final 8, Ranked 7th

A. 30	3-0	W	N1	Butler	(9-NR)
A. 31	1-1	T	A1	Indiana (OT)	(9-1)
S. 8	3-1	W	H	UNC-Greens.	(5-NR)
S. 14	1-2	L	A	Duke (OT)	(2-NR)
S. 19	7-0	W	H	Gardner-Webb	(14-NR)
S. 22	3-2	W	H	N.C. State	(14-NR)
S. 27	2-0	W	H2	Gonzaga	(11-NR)
S. 29	3-0	W	H2	Fairfield	(11-NR)
O. 6	2-1	W	A	South Carolina (OT)	(9-11)
O. 9	8-0	W	A	Wofford	(9-NR)
O. 13	3-2	W	H	Virginia (OT)	(9-21)
O. 19	2-2	T	A	Wake Forest (OT)	(8-2)
O. 23	3-2	W	H	Appalachian St.	(6-NR)
O. 26	0-1	L	A	Maryland	(6-7)
O. 30	1-1	T	A	Davidson (OT)	(8-NR)
N. 3	1-3	L	H	North Carolina	(8-23)
N. 10	3-2	W	H	W. Illinois (OT)	(17-NR)
N. 14	3-2	W	N3	North Carolina	(21-17)
N. 15	3-4	L	N3	Maryland (OT)	(21-10)
				NCAA Tournament	
N. 27	1-1	T	H4	Coast. Car.(OT-PK*)	(13-25)
N. 30	2-1	W	A5	W. Forest (OT)	(13-1)
D. 7	0-2	L	A6	Stanford	(13-15)
	55 -30				

1-Indiana Invitational, Bloomington, IN
2-Clemson Invitational, Clemson, SC
3-ACC Tournament, Cary, NC
*Clemson advanced on penalty kick shootout

2003
(9-7-4 Overall, 2-4 ACC)
Sixth in the ACC
NCAA Tournament First Round

A. 29	1-0	W	N1	Richmond	9-NR)
A. 31	0-2	L	A1	VCU	(9-NR)
S. 5	0-2	L	N2	Saint Louis	(19-4)
S. 7	2-1	W	N2	South Florida	(19-24)
S. 10	1-1	T	H	Winthrop (OT)	(24-NR)
S. 14	2-1	W	H	Duke	(24-15)
S. 17	3-0	W	H	Stetson	(24-NR)
S. 21	0-2	L	A	NC State	(24-NR)
S. 26	3-3	T	H3	Air Force (OT)	
S. 28	1-2	L	H3	Coast. Car. (OT)	(NR-17)
O. 5	1-0	W	H	South Carolina	(NR-18)
O. 11	2-3	L	A	Virginia	
O. 19	2-3	L	H	Wake Forest	(NR-6)
O. 22	1-0	W	H	Appalachian St.	
O. 26	1-4	L	H	Maryland	(NR-2)
O. 29	3-2	W	H	Elon	
N. 1	1-0	W	A	North Carolina	(NR-6)
N. 9	3-2	W	H	Furman	
N. 12	0-0	T	N4	Virginia (OT-PK)*	
				NCAA Tournament	
N. 21	3-3	T	A	Virginia Tech (OT-PK)*	
	30-31				

1-VCU Invitational, Richmond, VA
2-Furman Invitational, Greenville, SC
3-Clemson Invitational, Clemson, SC
4-ACC Tournament, Cary, NC
*indicates opp. advanced on penalty kick shootout

2004
(8-9-1 Overall, 2-5 ACC)
Sixth in the ACC

S. 1	5-0	W	H	Lipscomb	
S. 4	0-2	L	A	UNC-Greensboro	
S. 10	1-0	W	A1	Brown	
S. 12	3-2	W	N1	Yale	
S. 18	0-1	L	A	Duke	
S. 24	4-3	W	H	N.C. State (OT)	
S. 28	4-0	W	H	Gardner-Webb	
O. 1	1-0	W	H2	Virginia Tech	
O. 3	0-3	L	H2	Hofstra	
O. 10	0-1	L	A	South Carolina	(NR-17)
O. 13	4-0	W	H	Appalachian State	
O. 17	0-2	L	H	Virginia	(NR-5)
O. 22	0-2	L	A	Wake Forest	(NR-15)
O. 27	3-2	W	H	Stetson (OT)	
O. 31	0-2	L	A	Maryland	(NR-12)
N. 3	2-2	T	A	Furman (OT)	
N. 7	1-4	L	H	North Carolina	
N. 10	0-2	L	N3	Maryland	(NR-5)
	28-28				

1-Brown Invitational, Providence, RI
2-Clemson Invitational, Clemson, SC
3-ACC Tournament, Cary, NC

2005
(15-6-3 Overall, 2-4-2 ACC)
Seventh In the ACC
NCAA Final 4, Ranked T3rd

S. 2	2-1	W	H	South Carolina (OT)	
S. 6	3-1	W	H	Longwood	(13-NR)
S. 9	3-2	W	N1	William & Mary (OT)	(13-NR)
S. 11	0-0	T	A1	Old Dominion (OT)	(13-NR)
S. 16	0-3	L	A	Maryland	(12-8)
S. 20	2-1	W	H	Gardner-Webb	(17-NR)
S. 23	0-1	L	A	North Carolina	(17-3)
S. 30	0-2	L	H	N.C. State	(22-NR)
O. 4	7-1	W	H	Jacksonville	
O. 7	0-1	L	H	Virginia (OT)	(NR-6)
O. 12	0-0	T	A	Wake Forest (OT)	(NR-14)
O. 16	1-0	W	H	Winthrop (OT)	
O. 21	1-1	T	H	Virginia Tech (OT)	(NR-18)
O. 25	5-0	W	H	UNC-Asheville	
O. 28	2-0	W	H	Boston College	
N. 2	2-1	W	H	Furman	
N. 5	3-1	W	A	Duke	(NR-8)
N. 9	4-1	W	N2	Virginia	(16-18)
N. 11	0-2	L	N2	North Carolina	(16-4)
				NCAA Tournament	
N. 18	2-0	W	H	Coastal Carolina	(15-NR)
N. 22	3-0	W	A	N.C. State	(15-23)
N. 27	1-0	W	H	Notre Dame	(15-NR)
D. 2	1-0	W	H	Creighton	(15-11)
D. 9	1-2	L	N3	New Mexico	(15-1)
	43-21				

1-Old Dominion Invitational, Norfolk, VA
2-ACC Tournament, Cary, NC
3-NCAA Tournament, Final Four, Cary, NC

2006
(13-5-2 Overall, 3-3-2 ACC)
T-Fifth in the ACC
NCAA Tournament, Final 16, Ranked 9th

A. 25	4-3	W	A	South Carolina	(6-24)
A. 29	8-1	W	H	Georgia State	(6-NR)
S. 1	2-0	W	A1	Memphis	(6-NR)
S. 3	2-0	W	N1	Oral Roberts	(6-NR)
S. 8	2-1	W	H	Maryland	(4-1)
S. 12	6-0	W	H	Wofford	(2-NR)
S. 15	1-0	W	H	North Carolina	(2-16)
S. 19	2-0	W	H	Longwood	(1-NR)
S. 24	0-0	T	A	N.C. State (OT)	(1-NR)
S. 30	0-1	L	A	Virginia	(2-5)
O. 3	0-2	L	H	Wake Forest	(4-11)
O. 8	3-2	W	A	Furman	(4-NR)
O. 11	2-1	W	A	Winthrop	(3-NR)
O. 14	2-5	L	A	Virginia Tech	(3-NR)
O. 18	3-1	W	H	UNC-Asheville	(11-NR)
O. 21	1-1	T	A	Boston Col. (OT)	(11-NR)
O. 28	1-0	W	H	Duke	(10-5)
N. 1	0-2	L	N2	Virginia	(6-3)
				NCAA Tournament	
N. 16	3-1	W	H3	Gardner-Webb	(10-NR)
N. 19	0-3	L	A4	UCLA	(10-22)
	42-24				

1-Memphis Tournament
2-ACC Tournament, Cary, NC

ALL-TIME RESULTS

2007
(7-11-1 Overall, 2-6 ACC)
Seventh in the ACC

A. 31	0-1	L	H	South Carolina (OT)	(12-NR)
S. 2	3-1	W	H	Gardner-Webb	(12-NR)
S. 7	1-2	L	A1	Virginia Tech (OT)	(19-NR)
S. 9	1-0	W	N1	Va. Commonwealth	(19-NR)
S. 12	2-0	W	H	USC Upstate	
S. 18	1-2	L	H	Stetson	
S. 21	0-1	L	H	Wake Forest	(NR-1)
S. 25	1-1	T	H	Elon (OT)	
S. 28	2-4	L	H	Duke	(NR-7)
O. 2	6-1	W	H	Georgia Southern	
O. 5	2-3	L	A	Maryland (OT)	
O. 9	1-2	L	A	UNC Asheville (OT)	
O. 12	2-1	W	H	Virginia	(NR-4)
O. 17	2-1	W	H	Furman	(NR-14)
O. 21	1-2	L	A	N.C. State (OT)	
O. 28	2-3	L	A	North Carolina	
O. 31	1-2	L	H	Coastal Carolina	
N. 4	1-0	W	H	Boston College	(NR-7)
N. 14	1-3	L	N2	Wake Forest	(NR-1)
	30-30				

1-Virginia Tech Invitational, Blacksburg, VA
2-ACC Tournament, Cary, NC

2008
(7-9-2 Overall, 3-4-1 ACC)
Sixth in the ACC

A. 29	0-2	L	A	South Carolina	
S. 1	3-2	W	H	Georgia State	
S. 5	1-2	L	H	Georgia Southern	
S. 7	1-1	T	H	Radford (OT)	
S. 13	0-5	L	A	Wake Forest	(NR-1)
S. 16	0-1	L	H	Stetson	
S. 21	3-2	W	H	Virginia Tech (OT)	
S. 26	0-0	T	A	Duke (OT)	
O. 3	5-3	W	H	Maryland	(NR-4)
O. 10	0-1	L	A	Virginia	(NR-22)
O. 14	1-0	W	A	Wofford	
O. 17	0-2	L	H	N.C. State	
O. 21	1-2	L	A	Furman (OT)	
O. 25	3-2	W	H	North Carolina (OT)	(NR-8)
O. 31	0-2	L	A	Boston College	
N. 4	1-0	W	H	Gardner-Webb	
N. 7	3-0	W	H	USC Upstate	
N. 12	0-1	L	N1	Boston College	
	22-28				

1-ACC Tournament, Cary, NC

Head Coach
Phil Hindson
2009
School Record:
6-12-1

2009
(6-12-1 Overall, 2-6 ACC)
T-Eighth in the ACC

S. 1	0-1	L	H	Gardner-Webb	
S. 4	0-1	L	H	South Carolina	
S. 9	1-1	T	H	Charlotte (OT)	
S. 13	1-3	L	H	Wake Forest	(NR-2)
S. 16	0-2	L	A	Elon	
S. 20	2-4	L	H	Virginia Tech	
S. 26	1-0	W	A	Virginia	(NR-11)
S. 29	6-0	W	H	Georgia Southern	
O. 3	0-1	L	A	St. Louis (OT)	
O. 9	0-2	L	A	Boston College	
O. 16	0-1	L	H	Maryland	(NR-6)
O. 20	0-1	L	H	Furman	
O. 23	1-2	L	A	Duke	(NR-19)
O. 28	6-0	W	H	North Greenville	
O. 30	1-0	W	A	N.C. State	(NR-13)
N. 3	3-1	W	A	Longwood	
N. 6	1-3	L	H	North Carolina	(NR-2)
N. 10	2-0	W	N1	Virginia Tech	
N. 11	0-3	L	N1	Wake Forest	(NR-3)
	25-26				

1-ACC Tournament, Cary, NC

Head Coach
Mike Noonan
2010-Present
SCHOOL RECORD
153-79-36

2010
(5-9-4 Overall, 2-4-2 ACC)
T-Sixth in the ACC

S. 3	0-2	L	A	South Carolina	
S. 6	0-1	L	H	East Carolina (OT)	
S. 10	1-2	L	A	Wake Forest	(NR-12)
S. 17	1-1	T	A	Virginia Tech (OT)	
S. 22	1-0	W	A	Furman (OT)	
S. 25	0-1	L	H	Virginia	(NR-5)
S. 28	1-2	L	A	Charlotte (OT)	
O. 1	1-0	W	H	St. Louis	
O. 5	5-0	W	H	Gardner-Webb	
O. 8	1-1	T	H	Boston College (OT)	
O. 12	0-1	L	H	Elon	
O. 16	2-3	L	A	Maryland	(NR-4)
O. 19	1-1	T	H	Georgia Southern (OT)	
O. 22	2-1	W	H	Duke (OT)	(NR-18)
O. 27	2-2	T	H	Wofford (OT)	
O. 31	3-1	W	H	N.C. State	
N. 5	0-2	L	A	North Carolina	
N. 10	1-2	L	N1	Maryland	(NR-3)
	22-23				

1-ACC Tournament, Cary, NC

2011
(8-8-2 Overall, 4-4 ACC)
T-Sixth in the ACC

A. 27	1-2	L	A	Alabama-Birmingham	
S. 2	2-0	W	H	South Carolina	
S. 9	1-2	L	A	Wake Forest	
S. 16	2-5	L	H	Duke	
S. 20	1-3	L	H	Charlotte	(NR-14)
S. 23	2-1	W	A	N.C. State (OT)	
S. 27	2-1	W	H	Gardner-Webb (OT)	
S. 30	0-2	L	H	Virginia	
O. 7	0-2	L	A	North Carolina	
O. 11	0-1	L	A	Elon	
O. 14	2-0	W	H	Boston College	(NR-14)
O. 18	2-3	L	H	Furman	
O. 21	2-1	W	H	Adelphi	
O. 24	1-1	T	A	East Tennessee St. (OT)	
O. 28	2-1	W	H	Maryland	(NR-1)
O. 31	1-0	W	A	Wofford	
N. 3	2-1	W	A	Virginia Tech	
N. 8	0-0	T	A1	Duke (OT)	(NR-24)
	23-26				

1-ACC Tournament, Durham, NC

2012
(6-9-5 Overall, 3-2-3 ACC)
T-Fourth in the ACC

A. 24	1-0	W	H	USC Upstate	
A. 27	0-0	T	A	Davidson (OT)	
A. 31	0-3	L	A1	Indiana	(NR-10)
S. 2	1-2	L	N1	Notre Dame	
S. 7	1-1	T	H	Wake Forest (OT)	(NR-16)
S. 10	0-2	L	H	Ala.-Birmingham	(NR-25)
S. 14	0-2	L	A	Duke	
S. 18	0-1	L	A	South Carolina	
S. 21	2-1	W	H	N.C. State (OT)	(NR-17)
S. 28	2-0	W	A	Virginia	
O. 2	2-0	W	A	UNC Greensboro	
O. 5	0-2	L	H	North Carolina	(NR-6)
O. 9	2-3	L	A	Furman (OT)	
O. 13	0-0	T	A	Boston College	
O. 16	5-0	W	H	Gardner-Webb	
O. 19	0-1	L	H	San Diego State (OT)	
O. 27	2-2	T	A	Maryland	(NR-1)
N. 1	3-0	W	H	Virginia Tech	
N. 6	0-0	T	H2	Boston College	
N. 9	1-2	L	N3	Maryland (OT)	(NR-2)
	22-22				

1-Indiana Invitational, Bloomington, IN
2-ACC Quarterfinal, Clemson, SC
3-ACC Semifinal, Germantown, MD

2013
(11-7-3 Overall, 5-4-2 ACC)
T-Fourth in the ACC

A. 30	2-0	W	H	Mercer	
S. 2	2-1	W	H	South Carolina	
S. 6	2-0	W	A	Virginia	
S. 8	3-0	W	H	Gardner-Webb	
S. 14	1-0	W	A	N.C. State	(20-NR)
S. 17	2-0	W	H	UNC Greensboro	(13-NR)
S. 21	1-3	L	H	Maryland	(13-17)
S. 24	2-0	W	H	USC Upstate	(16-NR)
S. 27	0-0	T	A	Va. Tech (OT)	(16-NR)
O. 5	1-2	L	H	Notre Dame (OT)	(13-2)
O. 8	2-1	W	A	No. Carolina (OT)	(17-12)
O. 11	1-1	T	A	Wake Forest	(17-15)
O. 15	1-2	L	H	Furman	(9-22)
O. 18	2-0	W	H	Pittsburgh	(9-NR)
O. 22	1-3	L	A	Charlotte	(14-NR)
O. 25	3-2	W	H	Boston College	(14-NR)
N. 1	0-1	L	A	Syracuse	(19-NR)
N. 8	0-1	L	H	Duke	
N. 12	2-1	W	H1	North Carolina	(NR-24)
N. 15	0-1	L	N2	Maryland	(NR-4)
N. 21	1-1	T	A3	Elon	(NR-24)
	29-20				

1-ACC Tournament Quarterfinals, Clemson, SC
2-ACC Tournament Semifinals, Cary, NC
3-NCAA Tournament, First Round

Note: First number in parenthesis after opponent name is Clemson's rank heading into the game and the second number is the opponent's rank. Rankings are according to the National Soccer Coaches Association of America (NSCAA) poll. The NSCAA started ranking teams in 1969.

ALL-TIME RESULTS

2014

12-7-3 (5-2-1 ACC)
T-2nd in the ACC
ACC Tournament Champions

A. 29	1-0	W		H	Radford
S. 2	1-2	L		A	South Carolina (18-NR)
S. 5	1-2	L		A	San Diego State (18-NR)
S. 7	1-2	L		N1	UC Irvine (18-17)
S. 12	2-0	W		A	Boston College
S. 14	2-1	W		A	Providence
S. 17	6-0	W		H	Gardner-Webb
S. 20	0-1	L		H	Syracuse (NR-14)
S. 26	3-1	W		H	Wake Forest
O. 3	2-3	L		A	North Carolina (NR-9)
O. 7	0-1	L		H	Charlotte (NR-7)
O. 11	2-0	W		A	Pittsburgh
O. 17	2-1	W		H	Virginia (NR-6)
O. 21	2-1	W		H	Coastal Carolina (NR-21)
O. 24	0-0	T		A	Louisville (NR-11)
O. 28	3-0	W		H	South Florida (19-25)
O. 31	2-0	W		H	N.C. State (19-NR)
N. 9	1-1	T		H2	Wake Forest (14-18)
N. 14	1-1	T		N3	Notre Dame (14-2)
N. 16	2-1	W		N3	Louisville (19-14)
N. 24	2-1	W		H4	Coastal Carolina (7-25)
N. 30	1-2	L		H4	North Carolina (7-16)

1 - San Diego, Calif.
2 - ACC Tournament, Clemson, S.C.
3 - ACC Tournament, Cary, N.C.
4 - NCAA Tournament - Clemson, S.C.

2015

17-3-4 (6-1-1 ACC)
3rd in the ACC

A. 28	3-1	W		H	East Tennessee State (8-NR)
A. 30	4-1	W		H	Mercer (8-NR)
S. 4	3-0	W		H	South Carolina (6-NR)
S. 7	1-1	T		H	Coastal Carolina (6-11)
S. 12	0-1	L		A	Notre Dame (5-2)
S. 15	3-0	W		A	Furman (5-NR)
S. 18	2-1	W		H	Duke (7-16)
S. 20	3-1	W		H	Brown (7-21)
S. 26	1-1	T		A	Wake Forest (5-16)
S. 29	4-0	W		A	Gardner-Webb (5-NR)
O. 2	2-0	W		H	Virginia Tech (5-NR)
O. 6	1-0	W		A	Charlotte (5-NR)
O. 9	4-2	W		H	Louisville (5-NR)
O. 17	1-0	W		A	Syracuse (4-16)
O. 20	3-1	W		H	Georgia Southern (4-NR)
O. 23	1-0	W		H	Boston College (4-25)
O. 30	4-1	W		A	NC State (3-NR)
N. 8	3-0	W		H1	Boston College (2-16)
N. 11	0-2	L		H1	Syracuse (2-8)
N. 22	5-2	W		H2	Elon (2-RV)
N. 29	3-2	W		H2	Santa Barbara (2-15)
D. 4	1-1	T		H2	Maryland (2-10)
D. 11	0-0	T		N3	Syracuse (2-6)
D. 13	0-4	L		N3	Stanford (2-8)

1 - ACC Tournament - Clemson, SC
2 - NCAA Tournament - Clemson, SC
3 - NCAA Tournament - Kansas City, KS

2016

14-4-5 (4-1-3 ACC)
3rd in the ACC

A. 26	2-1	W		A	South Carolina (3-24)
A. 28	2-1	W		H	Providence (3-NR)
S. 2	1-0	W		H	Creighton (2-8)
S. 9	0-1	L		H	North Carolina (2-3)
S. 17	3-3	T		A	Virginia (6-17)
S. 20	5-0	W		H	Gardner-Webb (6-NR)
S. 23	2-1	W		A	Virginia Tech (7-19)
S. 27	1-0	W		A	South Florida (5-NR)
S. 30	1-0	W		H	Wake Forest (5-11)
O. 4	0-0	T		A	Coastal Carolina (5-NR)
O. 8	2-0	W		H	NC State (5-NR)
O. 11	0-1	L		H	Charlotte (3-14)
O. 14	0-0	T		A	Boston College (3-NR)
O. 16	3-2	W		A	Brown (3-NR)
O. 21	0-0	T		H	Syracuse (8-6)
O. 25	1-0	W		H	Georgia Southern (5-NR)
O. 28	1-0	W		A	Louisville (5-7)
N. 6	1-1	T		H	Syracuse (3-7)
N. 9	1-0	W		H	Boston College (3-NR)
N. 13	1-3	L		N1	Wake Forest (3-2)
N. 20	2-1	W		H2	South Carolina (3-NR)
N. 27	3-1	W		H2	Albany (3-NR)
D. 2	0-1	L		H2	Denver (3-4)

1 - ACC Tournament - Charleston, S.C.
2 - NCAA Tournament - Clemson, S.C.

2017

12-6-1 (4-4 ACC)
5th in the ACC

A. 25	2-0	W		H	Cal State Fullerton (5-NR)
A. 27	2-1	W		H	Radford (5-NR)
S. 1	4-1	W		H	South Carolina (5-NR)
S. 4	2-1	W		A	Georgia Southern (5-NR)
S. 8	0-1	L		A	N.C. State (3-NR)
S.15	1-0	W		H	Boston College (10-NR)
S. 19	3-0	W		H	UCLA (8-NR)
S. 22	3-0	W		H	Pittsburgh (8-NR)
S. 26	4-1	W		H	Charlotte (6-NR)
S. 29	2-3	L		A	Wake Forest (6-2)
O. 6	1-2	L		H	Notre Dame (5-9)
O. 10	5-0	W		H	Gardner-Webb (11-NR)
O. 13	4-1	W		A	Duke (11-16)
O. 21	2-1	W		A	Syracuse (7-NR)
O. 27	1-2	L		H	Louisville (4-11)
N. 1	2-2	T		H	Syracuse (9-NR)
N. 5	1-0	W		A1	Duke (9-11)
N. 8	1-2	L		A2	Wake Forest (5-1)
N. 19	1-3	L		H3	Coastal Carolina (8-NR)

1 - ACC Tournament - Durham, N.C.
2 - ACC Tournament - Winston-Salem, N.C.
3 - NCAA Tournament - Clemson, S.C.

2018

7-9-1 (2-6 ACC)
12th in the ACC

A. 24	0-2	L		A	Creighton (11-NR)
A. 26	1-0	W		A	Omaha (11-NR)
A. 31	2-0	W		A	South Carolina
S. 3	2-0	W		H	Villanova
S. 7	2-3	L		A	Boston College
S. 9	0-0	T		A	UMass
S. 18	5-2	W		H	Furman
S. 21	0-3	L		H	Wake Forest (NR-1)
S. 28	0-2	L		A	North Carolina (NR-3)
O. 2	3-1	W		H	Charleston
O. 5	1-2	L		A	Pittsburgh
O. 12	1-4	L		H	Virginia (NR-14)
O. 16	0-1	L		H	Coastal Carolina
O. 20	0-1	L		A	Louisville (NR-10)
O. 23	3-2	W		H	Syracuse (NR-20)
O. 27	3-0	W		H	NC State
O. 31	0-2	L		A1	Notre Dame (NR-18)

1- ACC Tournament - Notre Dame, Ind.

2019

18-2-2- (6-1-1 ACC)
ACC Regular Season Champions
ACC Tournament Finalists
NCAA Tournament Quarterfinalists

A. 30	4-1	W		H	South Carolina (RV-NR)
S. 02	8-0	W		H	Detroit Mercy (RV-NR)
S. 06	2-1	W		H	UNC-Greensboro (19-NR)
S. 09	7-0	W		H	USC Upstate (19-NR)
S. 13	4-2	W		A	Notre Dame (13-10)
S. 17	3-2	W	OT	H	Fordham (7-NR)
S. 20	3-1	W		H	Duke (7-15)
S. 24	2-0	W		A	Furman (4-NR)
S. 28	2-3	L	OT	A	Wake Forest (4-7)
O. 01	3-0	W		A	Coll. of Charleston (6-NR)
O. 05	0-0	T		H	Virginia Tech (6-22)
O. 11	4-0	W		H	Louisville (11-RV)
O. 19	7-4	W		A	Syracuse (8-NR)
O. 22	5-0	W		H	Radford (3-NR)
O. 25	3-1	W		H	Boston College (3-RV)
N. 01	3-0	W		A	NC State (2-RV)
N. 10	3-0	W		H1	Notre Dame (2-RV)
N. 13	1-0	W		H1	Pittsburgh (1-25)
N. 17	1-3	L		N2	Virginia (1-2)
N. 24	2-1	W	OT	H3	Charlotte (3-15)
D. 01	2-1	W	OT	H3	Providence (3-21)
D. 06	1-1	T		H3	Stanford (3-7)

*Stanford advances after winning PK's, 5-4.

H1 - ACC Tournament - Clemson, S.C.
N2 - ACC Tournament - Cary, N.C.
H3 - NCAA Tournament - Clemson, S.C.

2020

8-2-1 (3-2-1 ACC)
3rd in ACC South Region
1st in ACC Atlantic Division
ACC Tournament Champions
No. 1 Seed in 2020 NCAA Tournament
NCAA Tournament Rd. of 16

O. 1	3-0	W		A	South Carolina (3-NR)
O. 5	2-0	W		H	UAB (3-NR)
O. 9	0-1	L		A	North Carolina (3-NR)
O. 13	2-1	W		H	Wake Forest (NR-1)
O. 16	2-1	W	2OT	H	Duke (NR-NR)
O. 23	1-0	W		A	NC State (3-NR)
O. 27	3-3	T		H	North Carolina (3-5)
O. 30	0-2	L		A	Wake Forest (3-2)
N. 15	4-1	W		N1	Virginia Tech (4-5)
N. 18	2-1	W		N2	Virginia (2-NR)
N. 22	2-1	W		N3	Pittsburgh (2-1)
M. 7	3-1	W		H	Syracuse (1-NR)
M. 13	1-0	W	2OT	A	Virginia Tech (1-21)
M. 20	1-0	W		H	NC State (1-NR)
M. 27	3-2	W		A	Boston College (1-NR)
A. 2	0-0	T		H	Wake Forest (1-4)
A. 9	1-2	L		A	Louisville (3-NR)
A. 17	2-0	W		H	Pittsburgh (4-1)
M. 2	2-1	W		N4	American (1-NR)
M. 6	1-1	T		N5	Marshall (1-10)

*Marshall advances after winning PK's, 7-6.

N1 - ACC Tournament - Durham, N.C.
N2 - ACC Tournament - Chapel Hill, N.C.
N3 - ACC Tournament - Cary, N.C.
N4 - NCAA Tournament - Winston-Salem, N.C.
N5 - NCAA Tournament - Cary, N.C.

2021

16-5-2 (5-3-0 ACC)
1st in ACC Atlantic Division
T3rd in the ACC
No. 8 Seed in NCAA Tournament
NCAA Tournament Champions

A. 26	2-1	W		H	St John's (6-NR)
A. 29	5-0	W		H	USC Upstate (6-NR)
A. 31	5-0	W		H	South Carolina (4-NR)
S. 6	3-0	W		H	USF (4-NR)
S. 10	2-0	W		A	NC State (2-NR)
S. 14	4-0	W		H	Georgia Southern (2-NR)
S. 17	5-2	W		H	Boston College (2-NR)
S. 21	1-3	L		A	UNC Greensboro (2-NR)
S. 25	0-2	L		H	Pittsburgh (2-15)
O. 1	2-1	W		A	Wake Forest (19-NR)
O. 5	2-0	W		A	Coastal Carolina (21-NR)
O. 9	0-2	L		H	Notre Dame (21-NR)
O. 15	3-2	W	OT	A	Duke (23-9)
O. 23	0-2	L		A	Syracuse (6-NR)
O. 26	4-0	W		H	FIU (15-17)
O. 29	5-1	W		H	Louisville (15-NR)
N. 7	2-1	W		H1	North Carolina (9-18)
N. 10	0-1	L		H1	Duke (9-11)
N. 21	1-0	W	2OT	H2	Denver (8-NR)
N. 28	2-1	W		H2	Kentucky (8-9)
D. 4	1-1	T		A1	Oregon State (8-1)

*Clemson advances after winning PK's, 4-3

D. 10	1-1	T		N1	Notre Dame (8-4)

*Clemson advances after winning PK's, 5-3

D. 12	2-0	W		N1	Washington (8-2)

1- ACC Tournament - Notre Dame, Ind.
H1 - ACC Tournament - Clemson, S.C.
H2 - NCAA Tournament - Clemson, S.C.
A1 - NCAA Tournament - Corvallis, Ore.
N1 - NCAA Tournament - Cary, N.C.

2022

13-7-1 (3-4-1 ACC)
12th in the ACC

A. 26	3-2	W		H	Indiana (1-13)
A. 29	2-0	W		H	USC Upstate (1-NR)
S. 02	2-0	W		A	South Carolina (1-NR)
S. 06	4-0	W		H	UNC Asheville (1-NR)
S. 10	2-1	W		A	Boston College (1-NR)
S. 13	2-0	W		A	UAB (1-NR)
S. 16	1-2	L		H	Syracuse (1-16)
S. 19	4-0	W		H	Presbyterian (1-NR)
S. 24	1-6	L		H	Wake Forrest (1-10)
O. 03	1-0	W		H	North Carolina (17-NR
O. 07	1-1	T		A	Pittsburgh (23-NR)

ALL-TIME RESULTS

O. 11	1-2	L	H	UNC Greensboro	(18-NR)
O. 15	1-2	L	H	Virginia	(18-NR)
O. 21	0-1	L	A	Louisville	(NR-11)
O. 24	3-1	W	H	UMass	
O. 28	3-0	W	H	NC State	
N. 02	3-1	W	H1	Notre Dame	
N. 06	2-0	W	A1	Duke	
N. 09	2-0	W	A2	Wake Forest	(18-20)
N. 13	0-2	L	N1	Syracuse	(18-3)
N. 20	1-2	L	H2	UCLA	(6-NR)

H1 - ACC Tournament - Clemson, S.C.
H2 - NCAA Tournament - Clemson, S.C.
A1 - ACC Tournament - Durham, N.C.
A2 - ACC Tournament - Winstom Salem, N.C.
N1 - NCAA Tournament - Cary, N.C

2023

15-3-5 (4-2-2 ACC)
2nd in ACC Atlantic Division
ACC Tournament Champions
No. 9 Seed in NCAA Tournament
NCAA Tournament Champions

A. 24	1-2	L	H	UCF	(9-NR)
A. 28	1-1	T	H	UNCW	(9-NR)
S. 01	2-0	W	H	South Carolina	(NR-NR)
S. 05	6-0	W	H	Presbyterian	(NR-NR)
S. 09	2-3	L	A	Notre Dame	(NR-20)
S. 12	3-2	W	A	USF	(NR-NR)
S. 15	2-0	W	H	Duke	(NR-8)
S. 19	7-0	W	H	Gardner-Webb	(RV-NR)
S. 22	0-1	L	A	Wake Forest	(RV-14)
S. 29	2-1	W	H	Virginia Tech	(RV-NR)
O. 3	4-1	W	H	Winthrop	(RV-NR)
O. 6	4-0	W	H	Louisville	(RV-21)
O. 15	1-1	T	A	Syracuse	(21-10)
O. 20	6-0	W	H	Boston College	(15-NR))
O. 27	1-1	T	A	NC State	(10-NR)
N. 5	1-1	T	H1	Duke	(14-8)
N. 8	5-1	W	H1	Louisville	(14-20)
N. 12	1-1	T	N1	North Carolina	(14-7)
N. 19	3-0	W	H2	Charlotte	(14-RV)
N. 26	1-0	W	A2	New Hampshire	(14-10)
D. 2	2-0	W	H2	Stanford	(14-22)
D. 8	1-0	W	N2	West Virginia	(14-5)
D. 11	2-1	W	N2	Notre Dame	(14-4)

H1 - ACC Tournament - Clemson, S.C.
H2 - NCAA Tournament - Clemson, S.C.
N1 - ACC Tournament - Cary, N.C.
A2 - NCAA Tournament - Durham, N.H.
N2 - College Cup - Louisville, Ky.

2024

15-3-4 (5-2-1 ACC)
ACC Tournament Runner-Up
No. 9 Seed in NCAA Tournament

A. 22	3-0	W	H	Penn State	(1-NR)
A. 30	2-2	T	A	South Carolina	(1-NR)
S. 06	2-3	L	H	Stanford*	(2-5)
S. 10	6-0	W	H	Loyola (MD)	(5-NR)
S. 13	1-0	W	A	Boston College*	(5-NR)
S. 16	2-2	T	A	Holy Cross	(5-NR)
S. 20	1-0	W	H	Wake Forest*	(4-NR)
S. 24	1-0	W	H	Liberty	(12-NR)
S. 27	1-2	L	A	Notre Dame*	(12-NR)
O. 4	3-2	W	H	North Carolina*	(24-3)
O. 11	3-2	W	A	Louisville*	(12-NR)
O. 15	4-2	W	H	Queens	(8-NR)
O. 22	6-0	W	H	Upstate	(3-NR)
O. 26	6-1	W	H	Syracuse*	(3-NR)
O. 29	2-1	W	H	Wofford	(3-NR)
N. 1	2-2	T	A	Virginia Tech*	(2-NR)
N. 6	3-1	W	H1	Louisville	(7-NR)
N. 10	1-0	W	H1	Stanford	(7-NR)
N. 14	3-2	W	N1	Cal	(7-NR)
N. 17	1-1	T	N1	Wake Forest	(7-NR)
*Wake Fores wins 7-6 in PKs					
N. 24	2-0	W	H2	Providence	(7-25)
D. 1	1-2	L (OT)	A2	Wake Forest	(7-NR)

H1 - ACC Tournament - Clemson, S.C.
H2 - NCAA Tournament - Clemson, S.C.
N1 - ACC Tournament - Cary, N.C.
A2 - NCAA Tournament - Winston-Salem, N.C.

2025

8-6-3 (4-2-2 ACC)

A. 21	2-2	T	A	Indiana	(1-NR)
A. 26	4-1	W	H	South Carolina	(1-NR)
A. 29	6-0	W	H	UAB	(2-5)
S. 05	3-2	W	H	Pitt*	(5-NR)
S. 09	1-2	L	H	VCU	(5-NR)
S. 13	1-1	T	A	SMU*	(5-NR)
S. 16	0-1	L	H	Queens	(4-NR)
S. 19	3-1	W	H	Cal*	(12-NR)
S. 26	4-3	W	A	Wake Forest*	(12-NR)
O. 4	1-0	W	H	Elon	(24-3)
O. 10	0-1	L	A	NC State*	(12-NR)
O. 17	3-0	W	H	Duke*	(8-NR)
O. 21	6-0	W	H	UNCW	(3-NR)
O. 25	0-4	L	A	Virginia*	(3-NR)
O. 31	3-3	T	H	Virginia Tech*	(3-NR)
N. 5	0-1	L	H1	Pitt	(2-NR)
N. 20	0-1	L	H2	Western Michigan	(7-NR)

H1 - ACC Tournament - Clemson, S.C.
H2 - NCAA Tournament - Clemson, S.C.
N1 - ACC Tournament - Cary, N.C.
A2 - NCAA Tournament - Winston-Salem, N.C.

AGAINST ALL COMPETITION

Team	First Mtg	Last Mtg	CU Record	Pct.	CU Goals	Opp Goals	Home	Away	Neut.
Adelphi	1990	2011	2-0-0	1.000	6	2	2-0	0-0	0-0
Air Force	2003	---	0-0-1	.500	3	3	0-0-1	0-0	0-0
Akron	1999	---	0-1-0	.000	1	3	0-1	0-0	0-0
Alabama A&M	1981	1984	2-2-0	.500	6	4	2-2	0-0	0-0
Ala.-Birmingham	2001	2025	4-2-0	.600	14	6	3-1	1-1	0-0
Ala.-Huntsville	1976	1977	2-0-0	1.000	9	0	2-0	0-0	0-0
Albany	2016	---	1-0-0	1.000	3	1	1-0	0-0	0-0
American	1978	2020	5-0-0	1.000	10	2	3-0	0-0	2-0
Appalachian St.	1970	2004	20-1-0	.952	91	17	17-1	3-0	0-0
Belmont	1998	---	1-0-0	1.000	6	0	1-0	0-0	0-0
Belmont Abbey	1968	1979	3-0-0	1.000	16	0	2-0	1-0	0-0
Berry College	1980	1991	4-0-0	1.000	13	2	4-0	0-0	0-0
Boston College	2005	2024	15-4-5	.729	38	16	11-0-2	4-3-3	0-1
Brown	1977	2016	5-1-0	.833	13	8	2-1	3-0	0-0
Butler	2002	---	1-0-0	1.000	3	0	0-0	0-0	1-0
California	1995	2025	3-1-1	.625	10	8	1-1	0-0-1	2-0
California-Irvine	2014	---	0-1-0	.000	1	2	0-0	0-0	0-1
Cal-Poly S.L.O.	1998	2001	2-0-0	1.000	8	1	2-0	0-0	0-0
Cal-Santa Barbara	2015	---	1-0-0	1.000	3	2	1-0	0-0	0-0
Cal State Fullerton	2000	2017	2-1-0	.667	8	3	2-0	0-1	0-0
Campbell	1994	1998	3-0-0	1.000	10	1	2-0	1-0	0-0
Catawba	1937	1990	3-0-1	.875	14	4	2-0	1-0-1	0-0
Central Conn.	1998	---	1-0-0	1.000	2	1	1-0	0-0	0-0
Central Florida	1995	2023	1-1-0	.500	4	2	1-1	0-0	0-0
Central Wesleyan	1976	---	1-0-0	1.000	7	0	1-0	0-0	0-0
Chapman College	1985	---	1-0-0	1.000	2	0	1-0	0-0	0-0
Charleston (S.C.)	1985	2019	8-0-1	.944	27	3	7-0-1	1-0	0-0
Charleston (W.Va.)	1994	---	1-0-0	1.000	4	0	1-0	0-0	0-0
Char. Southern	1990	2000	7-0-0	1.000	44	1	7-0	0-0	0-0
Charlotte	1980	2023	13-7-3	.630	42	24	10-3-3	3-4	0-0
Chicago Circle	1975	---	1-0-0	1.000	4	0	1-0	0-0	0-0
Citadel	1968	1995	5-0-1	.917	40	7	2-0-1	3-0-0	0-0
Cleveland State	1978	1981	2-1-1	.625	7	6	2-1-1	0-0	0-0
Coastal Carolina	1985	2021	10-4-2	.688	31	14	9-4-1	1-0-1	0-0
Columbia	1979	---	1-0-0	1.000	4	1	0-0	0-0	1-0
Connecticut	1978	2000	4-1-1	.750	13	4	2-1	2-0	0-0-1
Creighton	2005	2018	2-1-0	.667	2	2	2-0	0-1	0-0
Davidson	1935	2012	5-3-4	.583	22	19	3-2-1	1-1-3	1-0
Davis & Elkins	1976	1983	6-0-0	1.000	21	2	6-0	0-0	0-0
Denver	2016	2021	1-1-0	.500	1	1	1-1	0-0	0-0
Detroit Mercy	2019	---	1-0-0	1.000	8	0	1-0	0-0	0-0
Duke	1939	2025	32-27-6	.531	115	96	19-10-3	11-16-3	2-1
East Tenn. St.	2010	2015	1-1-1	.500	4	3	1-1	0-0-1	0-0
Eckerd	1983	---	1-0-0	1.000	6	0	1-0	0-0	0-0
Elon	1998	2025	4-3-2	.500	18	11	4-1-1	0-2-1	0-0
Emory	1967	1990	7-2-1	.750	43	13	4-0-1	3-2-0	0-0
Erskine	1967	1997	27-1-0	.964	109	20	25-1	2-0	0-0
Evansville	1987	1988	1-1-0	.500	2	2	0-1	1-0	0-0
Fairfield	2002	---	1-0-0	1.000	3	0	1-0	0-0-0	0-0
F. Dickinson	1985	---	1-0-0	1.000	4	1	1-0	0-0	0-0
Flagler	1976	---	1-0-0	1.000	18	0	1-0	0-0	0-0
Florida Atlantic	1997	---	1-0-0	1.000	2	1	1-0	0-0	0-0
Florida Inter.	1982	2021	5-1-1	.786	20	3	3-0-1	1-1	1-0
Florida Tech	1977	---	1-0-0	1.000	9	2	1-0	0-0	0-0
Fordham	2019	---	1-0-0	1.000	3	2	1-0	0-0	0-0
Francis Marion	1991	1993	2-0-0	1.000	12	0	2-0	0-0	0-0
Fresno State	1985	---	0-0-1	.500	2	2	0-0	0-0	0-0-1
Furman	1934	2019	42-12-3	.763	197	52	27-3-2	15-8-1	0-1
Gardner-Webb	2001	2023	16-1-0	.941	68	5	15-1	1-0	0-0
George Mason	1986	1987	1-0-1	.750	2	0	1-0	0-0-1	0-0
G. Washington	1977	---	1-0-0	1.000	4	0	1-0	0-0	0-0
Georgia Southern	1992	2021	9-1-2	.833	37	7	8-1-2	1-0	0-0
Georgia State	1968	2008	20-1-0	.952	84	16	18-1	1-0	1-0
Gonzaga	2002	---	1-0-0	1.000	2	0	1-0	0-0	0-0
Hartford	2000	---	1-0-0	1.000	4	0	1-0	0-0	0-0
Hartwick	1976	1982	1-1-0	.500	7	4	0-0	0-0	1-1
Harvard	1994	---	1-0-0	1.000	3	0	1-0	0-0	0-0
Hofstra	2004	---	0-1-0	.000	0	3	0-1	0-0	0-0
Holy Cross	2024	---	0-0-1	.000	2	2	0-0	0-0-1	0-0
Howard	1972	1976	2-5-0	.286	7	13	2-2	0-3	0-0
Indiana	1984	2025	5-6-2	.458	21	27	2-1	2-4-2	1-1
Jacksonville	1968	2005	10-0-1	.955	59	5	6-0-1	4-0	0-0
James Madison	1973	1977	6-0-0	1.000	30	4	5-0	1-0	0-0
Kentucky	2001	2021	2-0-0	1.000	3	1	2-0	0-0	0-0
Lafayette	1998	---	1-0-0	1.000	5	0	1-0	0-0	0-0
Lander	1989	---	1-0-0	1.000	5	2	1-0	0-0	0-0
Lenoir-Rhyne	1991	1993	3-0-0	1.000	17	1	3-0	0-0	0-0
Liberty	2024	---	1-0-0	1.000	1	0	1-0	0-0	0-0
Lipscomb	2004	---	1-0-0	1.000	5	0	1-0	0-0	0-0

AGAINST ALL COMPETITION

Team	First Mtg	Last Mtg	CU Record	Pct.	CU Goals	Opp Goals	Home	Away	Neut.
Longwood	2005	2009	3-0-0	1.000	8	2	2-0	1-0	0-0
Louisville	2014	2024	8-4-1	.653	33	13	6-1	2-3-1	1-0
Loyola (Ill.)	1995	1999	2-0-0	1.000	5	0	2-0	0-0	0-0
Loyola (Md.)	1994	2024	1-1-0	.500	6	1	1-1	0-0	0-0
Marshall	2020	---	0-0-1	.500	1	1	0-0	0-0	0-0-1
Maryland	1967	2015	31-23-3	.570	108	85	18-7-2	12-10-1	1-6
Maryville	1991	---	1-0-0	1.000	11	0	1-0	0-0	0-0
Massachusetts	2018	2022	1-0-1	.750	3	1	1-0	0-0-1	0-0
Memphis	2006	---	1-0-0	1.000	2	0	0-0	1-0	0-0
Mercer	1984	2015	10-0-0	1.000	45	3	10-0	0-0	0-0
Navy	1974	---	1-0-0	1.000	3	2	1-0	0-0	0-0
New Hampshire	1998	2023	2-0-0	1.000	4	0	1-0	1-0	0-0
New Mexico	2005	---	0-1-0	.000	1	2	0-0	0-0	0-1
North Carolina	1967	2024	32-28-8	.529	139	104	18-10-5	12-15-2	2-3-1
UNC-Asheville	1987	2022	8-1-0	.888	46	5	8-0	0-1	0-0
UNC-Greensboro	1982	2022	8-4-0	.666	22	13	7-2	1-2-0	0-0
UNC-Wilmington	2023	2025	1-0-1	.500	7	1	1-0-1	0-0	0-0
NC State	1967	2025	43-16-8	.712	173	77	22-7-1	20-8-6	1-1-1
North Georgia	1989	---	1-0-0	1.000	13	0	1-0	0-0	0-0
North Greenville	2009	---	1-0-0	1.000	6	0	1-0	0-0	0-0
Notre Dame	2001	2024	6-8-2	.437	25	22	3-3	1-4	2-1-2
Oglethorpe	1967	1967	2-0-0	1.000	11	1	2-0	0-0	0-0
Ohio State	1999	---	1-0-0	1.000	2	1	0-0	1-0	0-0
Old Dominion	1980	2005	1-0-2	.667	5	1	1-0-1	0-0-1	0-0
Omaha	2018	---	1-0-0	1.000	1	0	0-0	1-0	0-0
Oral Roberts	2006	---	1-0-0	1.000	2	0	0-0	0-0	1-0
Oregon State	2021	---	0-0-1	.500	1	1	0-0	0-0-1	0-0
Pennsylvania	1973	---	1-0-0	1.000	1	0	1-0	0-0	0-0
Penn State	1999	2024	1-1-0	.500	5	3	1-0	0-0	0-1
Pfeiffer	1978	1984	5-0-0	1.000	25	2	5-0	0-0	0-0
Phila. Textile	1976	1978	2-0-0	1.000	9	4	0-0	1-0	1-0
Pittsburgh	2013	2025	7-3-1	.722	17	9	5-2	1-1-1	1-0
Portland	1996	1997	2-0-0	1.000	6	0	1-0	1-0	0-0
Presbyterian	1987	2023	5-0-0	1.000	25	0	5-0	0-0	0-0
Princeton	1993	---	1-0-0	1.000	4	1	1-0	0-0	0-0
Providence	2014	2024	4-0-0	1.000	8	3	3-0	1-0	0-0
Quincy	1978	---	1-0-0	1.000	3	1	1-0	0-0	0-0
Queens	2024	2025	1-1-0	.500	4	3	1-1	0-0	0-0
Radford	1993	2019	4-0-1	.900	17	2	4-0-1	0-0	0-0
Richmond	2003	---	1-0-0	1.000	1	0	0-0	0-0	1-0
Rollins	1972	---	1-0-0	1.000	7	0	0-0	1-0	0-0
Rutgers	1987	---	1-0-0	1.000	3	2	0-0	1-0	0-0
St. Francis (N.Y.)	1978	---	1-0-0	1.000	4	0	0-0	1-0	0-0
St. Johns	2021	---	1-0-0	1.000	2	1	1-0	0-0	0-0
St. Louis	1974	2010	5-4-1	.550	17	13	4-0	1-2-1	0-2
St. Mary's	1991	---	1-0-0	1.000	4	1	0-0	0-0	1-0
San Diego State	1987	2014	1-2-0	.333	3	3	1-1	0-1	0-0
San Francisco	1976	1978	0-2-0	.000	1	3	0-0	0-0	0-2
Santa Clara	1990	1999	2-2-0	.500	6	7	1-1	1-1	0-0
Sewanee	1970	---	1-0-0	1.000	5	1	0-0	0-0	1-0
South Alabama	1992	---	1-0-0	1.000	2	1	1-0	0-0	0-0
South Carolina	1978	2025	35-17-2	.654	104	58	22-8	13-9-2	0-0
South Florida	1972	2023	13-1-2	.875	32	10	8-0	2-2-2	2-0
S. Connecticut	1985	1986	2-0-0	1.000	6	1	2-0	0-0	0-0
SIU-Edwardsville	1975	1983	4-1-0	.800	12	8	1-0	3-0	0-1
SMU	1989	2025	1-1-1	.500	4	5	1-0	0-1-1	0-0
Stanford	2002	2024	2-3-1	.417	6	10	2-1-1	0-1	0-1
Stetson	1990	2008	3-2-0	.600	14	5	3-2	0-0	0-0
Syracuse	2013	2024	6-6-5	.500	27	21	3-3-3	3-2-1	0-1-1
Tampa	1984	---	1-0-0	1.000	3	1	1-0	0-0	0-0
UCLA	1973	2022	2-6-0	.250	11	15	1-2	1-2	0-2
Upstate	1981	2024	15-0-1	.968	57	7	2-0-1	0-0	0-0
Vanderbilt	1984	1994	2-0-0	1.000	16	0	2-0	0-0	0-0
Villanova	2018	---	1-0-0	1.000	2	0	1-0	0-0	0-0
Virginia	1968	2025	25-31-6	.459	95	89	12-14-2	11-12-3	2-5-1
Va. Comm.	2001	2025	2-2-0	.666	4	4	1-1	0-1	1-0
Virginia Tech	2003	2025	10-3-7	.684	37	27	5-1-3	3-2-4	2-0
Wake Forest	1980	2025	23-27-9	.456	82	91	12-9-3	11-14-5	0-4-1
Warren Wilson	1967	1971	3-1-0	.750	10	4	1-1	1-0	1-0
Washington	1996	2021	1-1-0	.500	3	4	0-0	0-0	1-1
West Virginia	1972	2023	3-0-0	1.000	6	3	2-0	0-0	1-0
Western Carolina	1969	1983	7-0-0	1.000	49	8	5-0	2-0	0-0
Western Michigan	2025	---	0-1-0	.000	0	1	0-1	0-0	0-0
Western Illinois	2002	---	1-0-0	1.000	3	2	1-0	0-0	0-0
William & Mary	1991	2005	3-0-0	1.000	7	3	2-0	0-0	1-0
Winthrop	1983	2023	9-0-1	.950	34	4	7-0-1	2-0	0-0
Wisconsin-GB	1993	---	0-1-0	.000	2	3	0-1	0-0	0-0
Wofford	1985	2024	11-0-1	.958	55	5	6-0-1	4-0	0-0
Wright State	1986	---	1-0-0	1.000	5	1	1-0	0-0	0-0
Yale	1989	2004	3-0-0	1.000	7	4	2-0	0-0	1-0
TOTALS			**767-302-110**	**.699**	**3020**	**1328**	**534-119-47**	**186-139-50**	**39-38-10**

SERIES SCORES

OPPONENT

Date	Score	W/L	Site	(Rank CU-OPP)
ADELPHI (2-0)				
10-5-90	4-1	W	H	(7-16)
10-21-11	2-1	W	H	
Totals	**6-2**			
AIR FORCE (0-0-1)				
9-26-03	3-3	T	H	OT
AKRON (0-1)				
10-3-99	1-3	L	H	
ALABAMA A&M (2-2)				
11-22-81	1-2	L	H	OT (2-NR)
11-17-82	2-0	W	H	(7-NR)
11-16-83	0-1	L	H	(10-6)
11-25-84	3-1	W	H	(9-1)
Totals	**6-4**			
ALABAMA-BIRMINGHAM (4-2)				
12-2-01	3-2	W	H	OT (6-23)
8-27-11	1-2	L	A	
9-10-12	0-2	L	H	(NR-25)
10-5-20	2-0	W	H	(3-NR)
9-12-22	2-0	W	A	(1-NR)
8-29-25	6-0	W	H	
Totals	**8-6**			
ALABAMA-HUNTSVILLE (2-0)				
9-19-76	5-0	W	H	(2-NR)
9-18-77	4-0	W	H	(5-NR)
Totals	**9-0**			
ALBANY (1-0)				
11-27-16	3-1	W	H	(3-21)
AMERICAN (5-0)				
11-10-78	4-0	W	H	(3-NR)
12-2-79	1-0	W	H	(5-15)
10-26-85	1-0	W	H	(1-14)
9-19-86	2-1	W	N	(4-NR)
5-2-21	2-1	W	N	(1-NR)
Totals	**10-2**			
APPALACHIAN STATE (20-1)				
10-19-70	6-1	W	A	
9-29-71	6-1	W	H	
9-25-72	6-0	W	A	
10-21-73	10-1	W	H	(5-NR)
10-15-76	1-0	W	H	(1-NR)
9-25-77	2-0	W	H	(5-NR)
11-20-77	3-1	W	H	(1-14)
11-19-78	2-1	W	H	OT (3-18)
10-3-80	2-3	L	H	(17-10)
9-6-81	2-1	W	A	
9-5-82	8-2	W	H	(2-NR)
10-30-83	3-0	W	H	(2-NR)
9-19-84	6-0	W	H	(16-NR)
9-22-93	9-3	W	H	(6-NR)
9-27-94	3-1	W	H	
9-25-96	6-0	W	H	(20-NR)
9-15-99	4-0	W	H	
9-13-00	4-0	W	H	(10-NR)
10-23-02	3-2	W	H	(6-NR)
10-22-03	1-0	W	H	
10-13-04	4-0	W	H	
Totals	**91-17**			
BELMONT (1-0)				
9-9-98	6-0	W	H	
BELMONT ABBEY (3-0)				
11-12-68	1-0	W	A	
9-24-78	1-0	W	H	(4-NR)
9-9-79	14-0	W	H	(3-NR)
Totals	**16-0**			
BERRY COLLEGE (4-0)				
10-8-80	4-2	W	H	OT
10-7-87	1-0	W	H	
10-19-88	3-0	W	H	
10-1-91	5-0	W	H	
Totals	**13-2**			
BOSTON COLLEGE (15-4-5)				
10-28-05	2-0	W	H	
10-21-06	1-1	T	A	OT (11-NR)
11-4-07	1-0	W	H	(NR-7)
10-31-08	0-2	L	A	
11-12-08	0-1	L	N	OT
10-09-09	0-2	L	A	
10-08-10	1-1	T	H	OT
10-14-11	2-0	W	H	(NR-14)
10-13-12	0-0	T	A	OT
11-6-12	0-0	T	H	OT
10-25-13	3-2	W	H	(14-NR)
9-12-14	2-0	W	A	
10-23-15	1-0	W	H	(4-NR)
11-8-15	3-0	W	H	(2-NR)
10-14-16	0-0	T	A	2OT (3-NR)
11-9-16	1-0	W	H	(3-25)
9-15-17	1-0	W	H	(10-NR)
9-7-18	2-3	L	A	
10-25-19	3-1	W	H	(3-NR)
3-27-21	3-2	W	A	(1-NR)
9-17-21	3-0	W	H	(2-NR)
9-10-22	2-1	W	A	(1-NR)
10-20-23	6-0	W	H	(15-NR)
9-13-24	1-0	W	A	(5-NR)
Totals	**38-16**			
BROWN (5-1)				
11-26-77	1-2	L	H	(1-12)
9-15-78	3-2	W	A	(5-8)
9-29-00	2-1	W	H	(11-NR)
9-10-04	1-0	W	A	
9-20-15	3-1	W	H	(7-21)
10-16-16	3-2	W	A	(3-NR)
Totals	**13-8**			
BUTLER (1-0)				
8-30-02	3-0	W	N	(9-NR)
CALIFORNIA (2-1-1)				
10-1-95	1-1	T	A	OT (10-NR)
10-6-96	1-3	L	H	(24-17)
9-2-01	2-1	W	N	(8-NR)
11-14-24	3-2	W	H	(7-NR)
9-19-25	3-1	W	H	
Totals	**6-6**			
CALIFORNIA-IRVINE (0-1)				
9-7-14	1-2	L	N	
CAL-POLY S.L.O. (2-0)				
10-2-98	7-1	W	H	(8-NR)
9-28-01	1-0	W	H	
Totals	**8-1**			
CAL-SANTA BARBARA (1-0)				
11-29-15	3-2	W	H	(2-22)
CAL-STATE FULLERTON (2-1)				
10-1-00	5-1	W	H	(11-20)
8-31-01	1-2	L	A	(8-NR)
8-25-17	2-0	W	H	(5-NR)
Totals	**8-3**			
CAMPBELL (3-0)				
9-7-94	5-0	W	H	(8-NR)
8-29-97	1-0	W	H	(20-NR)
9-1-98	4-1	W	A	(12-NR)
Totals	**10-1**			
CATAWBA (3-0-1)				
1937	5-2	W	H	
1937	1-0	W	A	
1938	2-2	T	A	
9-12-90	6-0	W	H	
Totals	**14-4**			
CENTRAL CONNECTICUT (1-0)				
9-23-98	2-1	W	H	(9-NR)
CENTRAL FLORIDA (1-1)				
9-6-95	3-0	W	H	(3-NR)
8-24-23	1-2	L	H	(9-NR)
Totals	**4-2**			
CENTRAL WESLEYAN (1-0)				
9-8-76	7-0	W	H	(2-NR)
CHAPMAN COLLEGE (1-0)				
9-19-85	2-0	W	H	(1-NR)
CHARLESTON (SC) (8-0-1)				
9-1-85	7-0	W	H	(1-NR)
8-31-86	4-1	W	H	(6-NR)
9-9-87	2-0	W	H	OT (20-NR)
9-14-88	1-1	T	H	OT (3-NR)
10-11-89	2-0	W	H	OT
10-24-90	3-0	W	H	(2-NR)
11-18-95	2-0	W	H	(6-NR)
10-2-18	3-1	W	H	
10-1-19	3-0	W	A	(6-NR)
Totals	**27-3**			
CHARLESTON (WV) (1-0)				
10-5-94	4-0	W	H	
CHARLESTON SOUTHERN (7-0)				
9-5-90	9-0	W	H	
9-7-92	4-0	W	H	(8-NR)
9-6-93	11-0	W	H	(6-NR)
9-13-95	5-0	W	H	(10-NR)
10-7-98	6-0	W	H	(7-NR)
9-22-99	3-0	W	H	
9-20-00	6-1	W	H	(16-NR)
Totals	**44-1**			
CHARLOTTE (13-7-3)				
9-24-80	1-0	W	H	(1-NR)
10-17-90	2-0	W	H	(2-NR)
9-1-91	0-0	T	H	OT (7-NR)

SERIES SCORES

10-21-92	2-1	W	H	OT	(NR-6)
9-8-93	2-3	L	A		(6-10)
10-30-94	3-1	W	H		(NR-8)
10-8-95	2-1	W	H	OT	(8-T25)
10-13-96	1-2	L	A		(NR-6)
9-24-97	2-2	T	H	OT	(NR-25)
11-23-97	5-0	W	H		(NR-24)
10-21-98	2-0	W	A		(4-NR)
10-24-99	2-1	W	H		
11-5-00	4-0	W	A		(6-NR)
9-9-09	1-1	T	H	OT	
9-28-10	1-2	L	A	OT	
9-20-11	1-3	L	H		(NR-14)
10-22-13	1-3	L	A		(14-NR)
10-7-14	0-1	L	H		
10-6-15	1-0	W	A		(5-NR)
10-11-16	0-1	L	H		(3-14)
9-26-17	4-1	W	H		(6-NR)
11-24-19	2-1	W	H		(2-)
11-19-23	3-0	W	H		(14-RV)
Totals	**42-24**				

CHICAGO CIRCLE (1-0)

10-10-75	4-0	W	H		(1-NR)

CITADEL (5-0-1)

10-26-68	7-4	W	A		
10-18-69	2-2	T	H	OT	
10-3-70	10-1	W	A		
9-17-72	6-0	W	H		
10-7-73	8-0	W	A		(5-NR)
9-20-95	7-0	W	H		(T25-NR)
Totals	**40-7**				

CLEVELAND STATE (2-1-1)

10-8-78	3-2	W	H		(4-NR)
10-7-79	1-2	L	H		(3-12)
10-5-80	1-1	T	H	OT	(17-19)
10-18-81	2-1	W	H		(4-18)
Totals	**7-6**				

COASTAL CAROLINA (10-4-2)

11-6-85	7-0	W	H		(3-NR)
10-14-87	2-1	W	H		(10-NR)
9-28-88	3-0	W	H		(4-NR)
9-13-89	2-1	W	H		
9-26-90	4-0	W	H		(4-NR)
11-27-02	1-1	W*	H	PK	(13-25)
9-28-03	1-2	L	H	OT	(NR-17)
11-18-05	2-0	W	H		(15-NR)
10-31-07	1-2	L	H		
10-21-14	2-1	W	H	OT	
11-24-14	2-1	W	H		
9-7-15	1-1	T	H	OT	(6-11)
10-4-16	0-0	T	A	2OT	(5-NR)
11-19-17	1-3	L	H		(8-NR)
10-16-18	0-1	L	H		
10-5-21	2-0	W	A		(21-NR)
Totals	**29-14**				

** - All matches decided by PK's in 2002 were awarded a winner and a loser. No ties were awarded.*

COLUMBIA (1-0)

12-8-79	4-1	W	N		(3-5)

CONNECTICUT (4-1-1)

9-17-78	2-0	W	A		(5-NR)
9-16-79	2-1	W	H	OT	(3-5)
10-2-83	3-1	W	A		(2-13)
9-1-84	5-0	W	H		(11-4)
9-7-85	0-0	T	N	OT	(1-16)
11-26-00	1-2	L	H	OT	(8-5)
Totals	**13-4**				

CREIGHTON (2-1)

12-2-05	1-0	W	H		(15-11)
9-2-16	1-0	W	H		(2-8)
9-24-18	0-2	L	A		(11-NR)
Totals	**2-2**				

DAVIDSON (5-3-4)

12-14-35	1-4	L	A		
12-8-36	2-2	T	H		
12-2-37	1-0	W	H		
12-3-37	3-3	T	A		
11-22-39	1-4	L	H		
12-4-39	1-0	W	N		
10-16-84	3-0	W	H		(19-NR)
9-1-99	0-2	L	H		(4-NR)
10-18-00	3-2	W	A		(11-NR)
10-21-01	6-1	W	H		(15-NR)
10-30-02	1-1	T	A	OT	(8-NR)
8-27-12	0-0	T	A	OT	
Totals	**22-19**				

DAVIS & ELKINS (6-0)

9-26-76	3-0	W	H		(3-NR)
10-9-77	1-0	W	H		(2-16)
10-5-79	7-1	W	H		(3-NR)
10-23-81	4-0	W	H		(4-NR)
10-15-82	3-1	W	H		(5-NR)
10-14-83	3-0	W	H		(2-NR)
Totals	**21-2**				

DENVER (1-1)

12-02-16	0-1	L	H		(3-4)
11-21-21	1-0	W	H	2OT	(8-NR)
Totals	**1-1**				

DETROIT MERCY (1-0)

9-2-19	8-0	W	H		(RV-NR)

DUKE (32-27-6)

12-1-39	0-3	L	A		
12-9-39	1-0	W	H		
10-17-67	2-5	L	H		
10-9-68	2-3	L	A		
10-24-69	0-3	L	H		
10-27-70	1-5	L	A		
10-26-71	0-2	L	H		
11-3-72	1-0	W	A		(13-NR)
10-31-73	2-0	W	H		(6-NR)
10-29-74	4-0	W	A		(6-NR)
10-26-75	8-0	W	H		(2-NR)
10-8-76	6-1	W	A		(1-NR)
10-14-77	6-2	W	H		(2-NR)
9-29-78	1-0	W	A		(4-NR)
9-23-79	3-0	W	H		(3-NR)
9-28-80	1-3	L	A		(1-16)
9-27-81	2-1	W	H	OT	(3-7)
9-26-82	0-1	L	A		(1-7)
11-20-82	1-2	L	A	PK	(7-1)
9-25-83	0-0	T	H	OT	(3-1)
9-23-84	0-2	L	A		(16-7)
9-22-85	2-0	W	H		(1-12)
9-28-86	2-5	L	A		(5-17)
9-27-87	0-2	L	H		(NR-14)
9-25-88	4-0	W	A		(16-3)
10-15-89	3-1	W	H		
9-23-90	3-0	W	A		(6-NR)
9-22-91	2-1	W	H		(NR-3)
9-20-92	1-1	T	A	OT	(6-3)
11-5-92	3-2	W	N	OT	(NR-8)
9-19-93	3-1	W	H		(11-4)
9-18-94	1-2	L	A		(2-NR)
9-16-95	1-3	L	H		(10-2)
9-21-96	1-2	L	A		(18-1)
11-14-96	1-3	L	N		
9-21-97	1-5	L	H		(NR-5)
11-15-98	1-0	W	N		(1-4)
9-20-98	0-2	L	A		(3-5)
9-18-99	0-0	T	H	OT	(NR-10)
9-17-00	2-3	L	A		(10-8)
11-7-01	4-0	W	H		(13-NR)
9-14-02	1-2	L	A	OT	(2-NR)
9-14-03	2-1	W	H		(24-15)
9-18-04	0-1	L	A		
11-5-05	3-1	W	A		(NR-8)
10-28-06	1-0	W	H		(10-5)
9-28-07	2-4	L	H		(NR-7)
9-26-08	0-0	T	A	OT	
10-23-09	1-2	L	A		(NR-19)
10-22-10	2-1	W	H	OT	(NR-18)
9-16-11	2-5	L	H		
11-8-11	0-0	T	A	PK	(NR-24)
9-14-12	0-2	L	A		
11-8-13	0-1	L	H		
9-18-15	2-1	W	H		(7-16)
10-13-17	4-1	W	A		(11-16)
11-5-17	1-0	W	A		(9-11)
9-20-19	3-1	W	H		(7-15)
10-16-20	2-1	W	H	2OT	(NR-NR)
10-15-21	3-2	W	A	OT	(23-9)
11-10-21	0-1	L	H		(9-11)
11-06-22	2-0	W	A		
9-15-23	2-0	W	H		(NR-8)
11-5-23	1-1	T	H	PK	(14-8)
10-17-25	3-0	W			
Totals	**112-96**				

EAST TENNESSEE STATE (1-1-1)

9-6-10	0-1	L	H	OT	
10-24-11	1-1	T	A	OT	
8-28-15	3-1	W	H		(8-NR)
Totals	**4-3**				

ECKERD (1-0)

9-11-83	6-0	W	H		(8-NR)

ELON (4-3-2)

10-28-98	7-1	W	H		(2-NR)
10-29-03	3-2	W	H		
9-25-07	1-1	T	H	OT	
9-16-09	0-2	L	A		
10-12-10	0-1	L	H		
10-11-11	0-1	L	A		
11-21-13	1-1	T	A	PK	(NR-24)
11-22-15	5-2	W	H		(2-NR)
10-4-25	1-0	W			
Totals	**17-11**				

EMORY (7-2-1)

11-14-67	0-3	L	A		
9-28-68	8-1	W	H		
10-11-69	2-3	L	A		
10-10-70	6-2	W	A		
11-14-70	3-3	T	H	OT	

SERIES SCORES

10-16-71	4-0	W		A		
10-7-72	3-1	W		A		
9-21-73	9-0	W		H		(T8-NR)
11-11-81	3-0	W		H		(2-NR)
8-29-90	5-0	W		H		
Totals	**43-13**					

ERSKINE (27-1)

10-10-67	9-1	W		H		
11-5-68	3-1	W		A		
11-4-69	0-5		L	H		
10-19-71	3-1	W		A		
10-12-73	2-0	W		H		(7-NR)
10-21-74	1-0	W		H		(6-NR)
9-25-75	4-1	W		H		(1-NR)
11-2-76	2-0	W		H		(1-NR)
9-30-77	1-0	W		H	OT	(4-NR)
10-31-78	4-1	W		H		(3-NR)
10-24-79	6-1	W		H		(6-NR)
10-30-80	2-0	W		H		
10-29-81	4-0	W		H		(4-NR)
9-29-82	3-0	W		H		(6-NR)
10-5-83	3-0	W		H		(2-NR)
9-26-84	5-2	W		H	OT	
9-25-85	3-2	W		H		(1-NR)
9-24-86	4-1	W		H		(5-NR)
10-21-87	5-0	W		H		10-NR)
10-26-88	3-1	W		H		
10-25-89	2-0	W		H		(20-NR)
10-30-91	2-0	W		H		
10-7-92	7-1	W		H		(4-NR)
11-2-93	3-1	W		H		(4-NR)
10-12-94	6-0	W		H		
10-11-95	4-1	W		H		(7-NR)
10-16-96	7-0	W		H		
9-17-97	11-0	W		H		
Totals	**109-20**					

EVANSVILLE (1-1)

11-15-87	2-1	W		A		(NR-14)
10-16-88	0-1		L	H	OT	(NR-10)
Totals	**2-2**					

FAIRFIELD (1-0)

9-29-02	3-0	W		H		(11-NR)

FAIR. DICKINSON (1-0)

10-27-85	4-1	W		H		(1-NR)

FLAGLER (1-0)

10-31-76	18-0	W		H		(1-NR)

FLORIDA ATLANTIC (1-0)

10-3-97	2-1	W		H		

FLORIDA INTERNATIONAL (5-1-1)

10-6-82	5-0	W		H		(6-NR)
10-21-84	3-0	W		H		(19-9)
11-10-85	0-2		L	A		(3-NR)
10-4-96	0-0		T	H	OT	(24-20)
9-4-98	1-0	W		A		(12-17)
9-7-01	7-1	W		N		
10-26-21	4-0	W		H		(15-17)
Totals	**20-3**					

FLORIDA TECH (1-0)

9-11-77	9-2	W		H		(5-NR)

FORDHAM (1-0)

9-17-19	3-2	W		H	OT	(7-NR)

FRANCIS MARION (2-0)

9-11-91	4-0	W		H		
9-28-93	8-0	W		H		(5-NR)
Totals	**12-0**					

FRESNO STATE (0-0-1)

11-9-85	2-2		T	N	OT	(3T-14)

FURMAN (42-12-3)

2-14-34	0-1		L	A		
2-16-34	2-2		T	H		
2-22-34	0-1		L	A		
1-12-35	2-0	W		H		
12-6-35	3-1	W		H		
12-10-35	4-2	W		A		
12-13-35	1-2		L	N		
10-6-67	4-0	W		A		
11-20-67	4-1	W		H		
11-14-68	5-0	W		H		
10-29-69	5-0	W		H		
11-10-70	10-0	W		A		
11-10-71	12-1	W		H		
10-25-72	4-0	W		A		(14-NR)
10-3-73	16-0	W		H		(5-NR)
9-26-74	4-0	W		H		(3-NR)
10-30-75	7-0	W		H		(2-NR)
9-29-76	13-0	W		A		(3-NR)
10-27-77	7-0	W		H		(2-NR)
10-12-78	3-1	W		A		(2-NR)
10-17-79	9-0	W		H		(7-NR)
11-5-80	2-1	W		A		
11-4-81	1-0	W		H		(3-NR)
11-10-82	3-0	W		A		(4-NR)
9-21-83	7-0	W		H		(3-NR)
10-24-84	3-0	W		A		(18-NR)
10-2-85	3-1	W		H		(1-NR)
10-1-86	1-3		L	A		(16-NR)
9-23-87	3-1	W		H		
9-21-88	0-0		T	H	OT	(16-NR)
9-20-89	2-0	W		A		
9-19-90	3-0	W		H		(6-NR)
9-18-91	1-0	W		H		
10-14-92	0-1		L	A		(15-NR)
10-13-93	2-1	W		H		(T4-19)
10-16-94	6-0	W		H		
10-22-95	1-2		L	A		(7-NR)
10-23-96	3-2	W		H		(NR-11)
10-25-98	2-0	W		H		(4-NR)
10-27-99	2-3		L	A	OT	(NR-7)
10-25-00	2-0	W		H		(8-11)
11-19-00	3-2	W		H		(8-12)
10-17-01	3-2	W		A	OT	(15-22)
11-9-03	3-2	W		H		
11-3-04	2-2		T	A	OT	
11-2-05	2-1	W		H		
10-8-06	3-2	W		A		(4-NR)
10-17-07	2-1	W		H		(NR-14)
10-21-08	1-2		L	A	OT	
10-20-09	0-1		L	H		
10-22-10	1-0	W		A	OT	
10-18-11	2-3		L	H		
10-9-12	2-3		L	A	OT	
10-15-13	1-2		L	H		(9-22)
9-15-15	3-0	W		A		(5-NR)
9-18-18	5-2	W		H		
9-24-19	2-0	W		A		(4-NR)
Totals	**197-52**					

GARDNER-WEBB (16-1)

10-24-01	6-0	W		H		(9-NR)
9-19-02	7-0	W		H		(14-NR)
9-28-04	4-0	W		H		
9-20-05	2-1	W		H		(17-NR)
11-16-06	3-1	W		H		(10-NR)
9-2-07	3-1	W		H		
11-4-08	1-0	W		H		
9-1-09	0-1		L	H		
10-5-10	5-0	W		H		
9-27-11	2-1	W		H	OT	
10-16-12	5-0	W		H		
9-8-13	3-0	W		H		
9-17-14	6-0	W		H		
9-29-15	4-0	W		A		(5-NR)
9-20-16	5-0	W		H		(7-NR)
10-10-17	5-0	W		H		(11-NR)
9-19-23	7-0	W		H		(RV-NR)
Totals	**68-5**					

GEORGE MASON (1-0-1)

9-21-86	0-0		T	A	OT	(4-NR)
10-2-87	2-0	W		H		
Totals	**2-0**					

GEORGE WASHINGTON (1-0)

11-13-77	4-0	W		H		(1-NR)

GEORGIA SOUTHERN (9-1-2)

9-9-92	5-0	W		H		(6-NR)
10-6-93	3-0	W		H		(5-NR)
9-18-96	4-1	W		H		(18-NR)
10-8-97	0-0		T	H	OT	(NR-25)
10-2-07	6-1	W		H		(12-NR)
9-5-08	1-2		L	H		
9-29-09	6-0	W		H		
10-19-10	1-1		T	H	OT	
10-20-15	3-1	W		H		(4-NR)
10-25-16	1-0	W		H		(5-NR)
9-4-17	2-1	W		A	OT	(5-NR)
9-14-21	5-0	W		H		(2-NR)
Totals	**37-7**					

GEORGIA STATE (20-1)

11-16-68	2-0	W		H		
10-31-69	4-1	W		H		
9-25-70	7-1	W		H		
10-6-72	2-1	W		N		
10-26-73	5-0	W		H		
9-10-78	4-0	W		H		(5-NR)
10-2-79	5-1	W		H		(3-NR)
9-17-80	5-0	W		H		(1-NR)
9-1-81	4-1	W		A		
9-16-87	3-2	W		H		
10-5-88	2-0	W		H		(13-NR)
9-27-89	3-1	W		H		
10-2-90	5-1	W		H		(7-NR)
9-25-91	3-0	W		H		
10-28-92	3-0	W		H		(25-NR)
10-20-93	6-0	W		H		(4-NR)
10-15-97	6-1	W		H		
10-11-00	3-1	W		H		(9-NR)
9-5-01	1-2		L	H		
8-29-06	8-1	W		H		(6-NR)
9-1-08	3-2	W		H		
Totals	**84-16**					

GONZAGA (1-0)

SERIES SCORES

9-27-02	2-0	W		H	(11-NR)

HARTFORD (1-0)

9-3-00	4-0	W		H	(5-NR)

HARTWICK (1-1)

12-5-76	3-4		L	N	(1-3)
9-17-82	4-0	W		N	(2-10)
Totals	**7-4**				

HARVARD (1-0)

9-30-94	3-0	W		H	

HOFSTRA (0-1)

10-3-04	0-3		L	H	

HOWARD (2-5)

11-28-72	0-4		L	A	(11-1)
10-6-74	1-3		L	H	(3-6)
11-23-74	0-1		L	A	(6-1)
10-12-75	0-1		L	H	(1-4)
11-26-75	1-3		L	A	(1-5)
10-17-76	2-0	W		H	(1-10)
11-20-76	3-1	W		H	(1-NR)
Totals	**7-13**				

INDIANA (5-6-2)

9-9-84	3-4		L	A	(11-1)
12-16-84	2-1	W		N	(9-2)
9-6-85	3-2	W		A	(1-4)
10-24-86	3-1	W		H	OT (18-NR)
11-22-87	2-1	W		A	(NR-1)
9-21-94	1-3		L	N	(5-1)
9-6-97	0-3		L	A	(20-4)
12-6-98	1-2		L	H	(1-2)
12-9-01	0-2		L	A	(6-5)
8-31-02	1-1	T		A	OT (9-1)
8-31-12	0-3		L	A	(NR-10)
8-26-22	3-2	W		H	(1-13)
8-21-25	202	T		A	(9-11)
Totals	**19-25**				

JACKSONVILLE (10-0-1)

10-12-68	4-1	W		H	
9-25-71	8-1	W		A	
9-30-74	8-0	W		A	(3-NR)
9-28-75	13-0	W		H	(1-NR)
10-28-79	0-0	T		H	OT (6-NR)
10-27-80	5-1	W		A	(18-NR)
10-25-81	2-0	W		H	(4-NR)
10-26-82	3-1	W		A	(5-NR)
10-23-83	2-0	W		H	(2-NR)
9-24-89	7-0	W		H	
10-4-05	7-1	W		H	
Totals	**59-5**				

JAMES MADISON (6-0)

11-25-73	7-0	W		H	(4-NR)
9-15-74	5-2	W		A	(4-NR)
9-14-75	5-0	W		H	(2-NR)
10-26-76	3-2	W		H	OT (1-NR)
11-16-76	8-0	W		H	(1-NR)
10-7-77	2-0	W		H	(2-NR)
Totals	**30-4**				

KENTUCKY (2-0)

11-25-01	1-0	W		H	OT (6-NR)
11-28-22	2-1	W		H	(8-9)
Totals	**3-1**				

LAFAYETTE (1-0)

11-22-98	5-0	W		H	(1-NR)

LANDER (1-0)

9-6-89	5-2	W		H	

LENOIR RHYNE (3-0)

10-23-91	5-0	W		H	(19-NR)
9-16-92	5-0	W		H	(6-NR)
9-15-93	7-1	W		H	(11-NR)
Totals	**17-1**				

LIBERTY (1-0)

9-24-24	1-0	W		H	

LIPSCOMB (1-0)

9-1-04	5-0	W		H	

LONGWOOD (3-0)

9-6-05	3-1	W		H	(13-NR)
9-19-06	2-0	W		H	(1-NR)
11-3-09	3-1	W		A	
Totals	**8-2**				

LOUISVILLE (8-4-1)

10-24-14	0-0		T	A	2OT
11-16-14	2-1	W		N	
10-9-15	4-2	W		H	(5-NR)
10-28-16	1-0	W		A	(5-7)
10-27-17	1-2		L	H	(4-11)
10-20-18	0-1		L	A	2OT (NR-10)
10-11-19	4-0	W		H	(11-RV)
4-9-21	1-2		L	A	(3-NR)
10-29-21	5-1	W		H	(15-NR)
10-21-22	0-1		L	A	(NR-11)
10-5-23	4-0	W		H	(RV-NR)
11-8-23	4-1	W		H	(14-20)
10-11-24	3-2	W		A	
11-6-24	3-1	W		H	
Totals	**35-10**				

LOYOLA-CHICAGO (2-0)

10-24-95	4-0	W		H	(13-NR)
10-20-99	1-0	W		H	
Totals	**5-0**				

LOYOLA (MD.) (1-1)

10-2-94	0-1		L	H	
9-10-24	6-0	W		H	

MARYLAND (31-23-3)

10-30-67	0-5		L	A	
10-5-68	1-3		L	H	
10-3-69	1-6		L	A	
10-24-70	0-4		L	H	
10-8-71	1-2		L	A	
11-12-72	3-0	W		H	(13-NR)
11-11-73	3-1	W		A	(4-NR)
11-10-74	5-0	W		H	(6-NR)
11-9-75	5-1	W		A	(1-NR)
11-7-76	1-1		T	H	OT (1-NR)
11-6-77	2-1	W		A	(1-NR)
11-5-78	3-2	W		H	OT (3-NR)
11-4-79	3-0	W		A	(6-NR)
11-2-80	1-0	W		H	
11-8-81	4-0	W		A	(3-NR)
11-7-82	3-0	W		H	(7-NR)
11-6-83	1-0	W		A	(2-NR)
10-28-84	5-0	W		H	(18-NR)
11-3-85	2-1	W		A	(1-NR)
11-9-86	2-1	W		H	(NR-10)
10-25-87	0-1		L	A	OT (10-NR)
10-23-88	1-2		L	H	
10-22-89	0-1		L	A	
10-21-90	3-1	W		H	(2-NR)
10-20-91	2-0	W		A	
10-25-92	2-1	W		H	
10-17-93	5-1	W		A	(T4-NR)
10-23-94	4-2	W		H	
11-10-94	3-0	W		H	(NR-25)
10-28-95	2-0	W		A	(13-NR)
11-2-96	1-0	W		H	(NR-24)
11-2-97	1-0	W		H	(15-14)
11-13-97	2-4		L	N	(24-11)
10-31-98	2-0	W		A	(2-16)
11-13-98	2-0	W		N	(1-16)
10-30-99	1-2		L	H	(NR-9)
10-28-00	3-2	W		A	(8-NR)
10-28-01	2-0	W		H	(9-NR)
11-15-01	3-1	W		H	(9-NR)
10-26-02	0-1		L	A	(6-7)
11-15-02	3-4		L	N	OT (21-10)
10-26-03	1-4		L	H	(NR-2)
10-31-04	0-2		L	A	(NR-12)
11-10-04	0-2		L	N	(NR-5)
9-16-05	0-3		L	A	(12-8)
9-8-06	2-1	W		H	(4-1)
10-5-07	2-3		L	A	OT
10-3-08	5-3	W		H	(NR-4)
10-16-09	0-1		L	H	
10-16-10	2-3		L	A	(NR-4)
11-10-10	1-2		L	N	(NR-3)
10-28-11	2-1	W		H	(NR-1)
10-27-12	2-2		T	A	(NR-1)
11-9-12	1-2		L	N	OT (NR-2)
9-21-13	1-3		L	H	(13-17)
11-15-13	0-1		L	N	OT (NR-4)
12-4-15	1-1		T	H	PK[3-1] (3-12)
Totals	**108-85**				

MARSHALL (0-0-1)

5-6-21	1-1		T	N	PK[6-7] (1-10)

MARYVILLE (1-0)

10-16-91	11-0	W		H	

MASSACHUSETTS (1-0-1)

9-9-18	0-0		T	A	2OT
10-24-22	3-1	W		H	
Totals	**3-1**				

MEMPHIS (1-0)

9-1-06	2-0	W		A	(6-NR)

MERCER (10-0)

9-5-84	6-1	W		H	(11-NR)
11-5-86	11-0	W		H	
10-9-91	4-0	W		H	
9-29-92	4-1	W		H	(5-NR)
10-27-93	4-0	W		H	(3-NR)
9-14-94	5-0	W		H	(2-NR)
10-18-95	3-0	W		H	(7-NR)
10-22-97	2-0	W		H	
8-30-13	2-0	W		H	
8-30-15	4-1	W		H	(8-NR)
Totals	**45-3**				

NAVY (1-0)

SERIES SCORES

11-17-74	3-2	W		H		(6-NR)

NEW HAMPSHIRE (2-0)

10-4-98	3-0	W		H		(8-NR)
11-26-23	1-0	W		A		(14-10)
Totals	**4-0**					

NEW MEXICO (0-1)

12-9-05	1-2		L	N		(15-1)

NORTH CAROLINA (32-28-8)

10-20-67	1-5		L	A		
10-15-68	3-4		L	H		
10-15-69	1-4		L	A		
10-16-70	3-3	T		H	OT	
10-23-71	2-2	T		A	OT	
10-20-72	5-1	W		H		(20-NR)
10-18-73	2-1	W		A		(5-NR)
10-18-74	6-0	W		H		(6-NR)
10-17-75	3-1	W		A		(3-NR)
11-9-76	8-0	W		H		(1-NR)
10-16-77	5-1	W		A		(2-NR)
10-22-78	0-0	T		H	OT	(2-NR)
10-21-79	6-2	W		A		(7-NR)
10-19-80	2-2	T		H	OT	
10-4-81	0-1		L	A	OT	(3-NR)
10-22-82	5-0	W		H		(5-NR)
9-18-83	7-0	W		A		(10-4)
9-16-84	2-1	W		H		(18-NR)
9-15-85	5-0	W		A		(1-NR)
9-14-86	3-1	W		H		(4-NR)
9-13-87	1-2		L	A		(20-NR)
11-5-87	1-2		L	N	OT	(12-20)
12-5-87	4-1	W		H		(NR-8)
9-11-88	2-1	W		H		(7-3)
11-3-88	1-2		L	H		
9-10-89	1-2		L	A		(NR-10)
9-9-90	1-0	W		H		
9-8-91	1-2		L	A		(7-14)
11-7-91	1-3		L	A		(13-NR)
9-13-92	1-1	T		H	OT	(6-NR)
9-12-93	2-2	T		A	OT	(6-24)
11-5-93	4-2	W		A		(4-20)
9-11-94	4-1	W		H		(8-3)
9-10-95	2-1	W		A	OT	(3-9)
11-10-95	1-0	W		N		(7-NR)
9-15-96	3-2	W		H	OT	(18-NR)
9-14-97	1-0	W		A		
9-13-98	5-0	W		H		(3-NR)
9-12-99	1-2		L	A		
11-11-99	0-1		L	N		
9-10-00	1-2		L	H		(4-NR)
11-3-01	0-1		L	A		(6-8)
11-16-01	2-1	W		H		(9-6)
11-3-02	1-3		L	H		(8-23)
11-14-02	3-2	W		N		(21-17)
11-1-03	1-0	W		A		(NR-6)
11-7-04	1-4		L	H		
9-23-05	0-1		L	A		(17-3)
11-11-05	0-2		L	N		(16-4)
9-15-06	1-0	W		H		(2-16)
10-28-07	2-3		L	A		
10-25-08	3-2	W		H	2OT	(NR-8)
10-6-09	1-3		L	H		(NR-2)
11-5-10	0-2		L	A		(NR-4)
10-7-11	0-2		L	A		(NR-3)
10-5-12	0-2		L	H		(NR-6)
10-8-13	2-1	W		A	OT	(17-12)
11-12-13	2-1	W		H		(NR-24)
10-3-14	2-3		L	A	2OT	(NR-9)
11-30-14	1-2		L	H		(7-16)
9-9-16	0-1		L	H		(2-8)
9-28-18	0-2		L	A		(NR-3)
10-9-20	0-1		L	A		(3-NR)
10-27-20	3-3	T		H		(3-5)
11-7-21	2-1	W		H		(9-18)
10-03-22	1-0	W		A		(17-NR)
11-12-23	1-1	T		N		(14-7)
10-4-24	3-2	W		H		(24-3)
Totals	**139-104**					

UNC-ASHEVILLE (8-1)

9-1-87	8-0	W		H		(20-NR)
9-7-88	8-1	W		H		(7-NR)
10-26-94	4-0	W		H		
9-1-96	11-1	W		H		(17-NR)
10-25-05	5-0	W		H		
10-18-06	3-1	W		H		(11-NR)
10-9-07	1-2		L	A	OT	
8-23-14	2-0	W		H		
9-06-22	4-0	W		H		(1-NR)
Totals	**46-5**					

UNC-GREENSBORO (8-3)

10-17-82	2-0	W		H		(5-NR)
9-6-87	3-0	W		H		(20-NR)
10-14-88	3-2	W		H		
9-2-90	1-2		L	H		
11-14-93	2-0	W		H		(5-NR)
9-8-02	3-1	W		H		(5-NR)
9-4-04	0-2		L	A		
10-2-12	2-0	W		A		
9-17-13	2-0	W		H		(13-NR)
9-6-19	2-1	W		H		(19-NR)
9-21-22	1-3		L	A		(2-NR)
10-11-22	1-2		L	H		(18-NR)
Totals	**22-13**					

UNC WILMINGTON (1-0-1)

8-28-23	1-1	T		A		(9-NR)
10-21-25	6-0	W				

N.C. STATE (43-16-8)

11-11-67	4-3	W		A	OT	
11-9-68	4-3	W		H		
11-8-69	2-1	W		A		
11-7-70	2-1	W		H		
11-6-71	1-2		L	A		
10-15-72	3-0	W		H		
9-16-73	10-0	W		A		(T8-NR)
11-3-74	10-1	W		H		(6-NR)
10-19-75	10-0	W		A		(3-NR)
10-10-76	7-0	W		H		(1-NR)
9-28-77	6-0	W		A		(4-NR)
10-1-78	4-0	W		H		(4-NR)
9-29-79	4-3	W		A		(3-NR)
9-21-80	3-1	W		H		(1-NR)
9-20-81	5-3	W		A		(5-16)
11-18-81	3-1	W		H		(2-15)
10-3-82	5-0	W		H		(6-NR)
11-13-83	1-2		L	A	OT	(6-NR)
11-11-84	3-2	W		H		(16-7)
11-18-84	2-1	W		A		(9-15)
10-20-85	2-0	W		A		(1-10)
11-17-85	5-2	W		H		(4-19)
10-19-86	0-1		L	H		(19-15)
10-18-87	2-2	T		A	OT	(10-NR)
10-2-88	1-2		L	H		(4-NR)
10-1-89	0-0	T		A	OT	
9-30-90	1-3		L	H		(4-6)
11-2-90	1-3		L	N		(2-14)
9-29-91	2-2	T		A	OT	(NR-8)
11-17-91	1-3		L	A		(NR-8)
10-9-92	0-1		L	H		(4-NR)
11-6-92	3-3	T		N	PK	(NR-T3)
9-26-93	3-2	W		A		(6-NR)
9-25-94	1-2		L	H		(5-NR)
9-24-95	2-1	W		A		(T25-NR)
11-9-95	5-0	W		N		(7-NR)
9-29-96	0-0	T		H	OT	(20-NR)
9-28-97	0-1		L	A		
9-27-98	3-1	W		H		(9-NR)
9-25-99	2-2	T		A	OT	
9-24-00	6-1	W		H		(16-NR)
9-23-01	2-1	W		A		
9-22-02	3-2	W		H		(14-NR)
9-21-03	0-2		L	A		(24-NR)
9-24-04	4-3	W		H	OT	
9-30-05	0-2		L	H		(22-NR)
11-22-05	3-0	W		A		(15-23)
9-24-06	0-0	T		A	OT	(1-NR)
10-21-07	1-2		L	A	OT	
10-17-08	0-2		L	H		
10-30-09	1-0	W		A		(NR-13)
10-31-10	3-1	W		H		
9-23-11	2-1	W		A	OT	
9-21-12	2-1	W		H	OT	(NR-17)
9-14-13	1-0	W		A		(20-NR)
10-31-14	2-0	W		H		
10-30-15	4-1	W		A		(3-24)
10-8-16	2-0	W		H		(5-NR)
9-8-17	0-1		L	A		(3-NR)
10-27-18	3-0	W		H		
11-1-19	3-0	W		A		(2-RV)
10-23-20	1-0	W		A		(3-NR)
3-20-21	1-0	W		H		(1-NR)
9-10-21	2-0	W		A		(2-NR)
10-28-22	3-0	W		H		
10-27-23	1-1	T		A		(10-NR)
10-10-25	0-1		L			
Totals	**173-76**					

NORTH GEORGIA COLLEGE (1-0)

9-1-89	13-0	W		H		

NO. GREENVILLE COLLEGE (1-0)

10-28-09	6-0	W		H		

NOTRE DAME (6-8-2)

9-9-01	4-0	W		N		(NR-21)
11-27-05	1-0	W		H		(15-NR)
9-2-12	1-2		L	N		
10-5-13	1-2		L	H	OT	(13-2)
11-14-14	1-1	T		N	2OT	
9-12-15	0-1		L	A		(9-2)
10-6-17	1-2		L	H		(5-9)
10-31-18	0-2		L	A		(NR-18)
9-13-19	4-2	W		A		(13-10)
11-10-19	3-0	W		H		(2-NR)
10-9-21	0-2		L	H		(21-NR)
12-10-21	1-1	T		N	PK[5-3]	(8-4)
11-02-22	3-1	W		H		
9-9-23	2-3		L	A		(NR-20)
12-11-23	2-1	W		N		(14-4)
9-27-24	1-2		L	A		
Totals	**25-22**					

SERIES SCORES

OGLETHORPE (2-0)

10-27-67	6-0	W		H	
11-17-67	5-1	W		H	
Totals	**11-1**				

OHIO STATE (1-0)

9-5-99	2-1	W		A	(4-NR)

OLD DOMINION (1-0-2)

9-7-80	5-1	W		H	(1-NR)
10-4-92	0-0		T	H	OT (5-NR)
9-11-05	0-0		T	A	OT (13-NR)
Totals	**5-1**				

OMAHA (1-0)

8-26-18	1-0	W		A	(11-NR)

ORAL ROBERTS (1-0)

9-3-06	2-0	W		N	(6-NR)

OREGON STATE (0-0-1)

12-04-21	1-1		T	A	PK4-3 (8-1)

PENNSYLVANIA (1-0)

12-9-73	1-0	W		H	(4-11)

PENN STATE (1-1)

9-3-99	2-3		L	N	(4-20)
8-22-24	3-0	W		H	

PFEIFFER (5-0)

9-3-78	7-2	W		H	(5-NR)
11-1-81	6-0	W		H	(4-NR)
10-31-82	6-0	W		H	(5-NR)
9-1-83	1-0	W		H	(8-NR)
9-12-84	5-0	W		H	(18-NR)
Totals	**25-2**				

PHILADELPHIA TEXTILE (2-0)

11-28-76	3-2	W		A	(1-12)
12-10-78	6-2	W		N	(3-4)
Totals	**9-4**				

PITTSBURGH (7-3-1)

10-18-13	2-0	W		H	(9-NR)
10-11-14	2-0	W		A	
9-22-17	3-0	W		H	(8-NR)
10-5-18	1-2		L	A	2OT
11-13-19	1-0	W		H	(1-25)
11-22-20	2-1	W		N	(2-1)
4-17-21	2-0	W		H	(4-1)
9-21-21	0-2		L	H	(2-15)
10-07-22	1-1		T	A	(23-NR)
9-5-25	3-2	W		H	
11-5-25	0-1		L		
Totals	**14-6**				

PORTLAND (2-0)

9-8-96	3-0	W		A	(17-24)
10-5-97	3-0	W		H	(NR-17)
Totals	**6-0**				

PRESBYTERIAN (5-0)

10-28-87	3-0	W		H	(12-NR)
10-3-89	7-0	W		H	
9-23-92	5-0	W		H	(6-NR)
9-19-22	4-0	W		H	(1-NR)
9-5-23	6-0	W		H	(NR-NR)
Totals	**25-0**				

PRINCETON (1-0)

10-1-93	4-1	W		H	(5-22)

PROVIDENCE (4-0)

9-14-14	2-1	W		A	
8-28-16	2-1	W		H	(3-NR)
12-1-19	2-1	W		H	(3-21)
11-24-24	2-0	W		H	
Totals	**8-3**				

QUINCY (1-0)

10-6-78	3-1	W		H	(4-7)

RADFORD (4-0-1)

9-4-93	8-0	W		H	(6-NR)
9-7-08	1-1		T	H	OT
8-29-14	1-0	W		H	
8-27-17	2-1	W		H	(5-NR)
10-22-19	5-0	W		H	(3-NR)
Totals	**17-2**				

RICHMOND (1-0)

8-29-03	1-0	W		N	(9-NR)

ROLLINS (1-0)

9-29-72	7-0	W		A	

RUTGERS (1-0)

11-29-87	3-2	W		A	(NR-6)

ST. FRANCIS (N.Y.) (1-0)

11-25-78	4-0	W		A	(3-18)

ST. JOHNS (1-0)

8-26-22	2-1	W		H	(6-NR)

ST. LOUIS (5-4-1)

10-25-74	0-2		L	A	(5-1)
10-5-75	2-1	W		H	(1-9)
10-22-76	3-1	W		A	(1-11)
10-23-77	3-1	W		H	(2-1)
9-6-86	2-2		T	A	OT (6-NR)
10-4-87	5-1	W		H	(NR-17)
9-5-97	1-2		L	N	(20-22)
9-5-03	0-2		L	N	(19-4)
10-3-09	0-1		L	A	OT
10-1-10	1-0	W		H	
Totals	**17-13**				

ST. MARY'S (1-0)

10-4-91	4-1	W		N	

SAN DIEGO STATE (1-2)

12-6-87	2-0	W		H	(NR-20)
10-19-12	0-1		L	H	OT
9-5-14	1-2		L	A	
Totals	**3-3**				

SAN FRANCISCO (0-2)

12-4-76	0-1		L	N	(1-6)
12-9-78	1-2		L	N	(3-2)
Totals	**1-3**				

SANTA CLARA (2-2)

10-7-90	4-2	W		H	(7-4)
10-6-91	0-3		L	A	(NR-1)
9-29-95	1-0	W		A	(10-8)
10-1-99	1-2		L	H	(NR-2)
Totals	**6-7**				

SEWANEE (1-0)

10-9-70	5-1	W		N	

SOUTH ALABAMA (1-0)

9-5-92	2-1	W		H	OT (8-NR)

SOUTH CAROLINA (35-17-2)

10-15-78	2-1	W		A	(2-NR)
10-14-79	1-0	W		H	(7-NR)
11-25-79	1-0	W		H	(6-NR)
10-12-80	1-0	W		A	
10-11-81	5-1	W		H	(5-NR)
10-10-82	2-0	W		A	(6-NR)
10-9-83	4-0	W		H	(2-NR)
10-14-84	3-2	W		H	OT
10-13-85	3-1	W		H	(1-NR)
11-24-85	0-1		L	H	PK (4-6)
10-12-86	3-4		L	A	OT (19-5)
10-11-87	2-1	W		H	(NR-2)
10-9-88	1-2		L	A	(13-NR)
9-3-89	2-3		L	H	(NR-4)
10-14-90	3-1	W		A	(3-14)
11-11-90	0-3		L	H	(5-12)
11-3-91	6-0	W		H	(NR-19)
11-1-92	0-2		L	A	(25-NR)
10-31-93	1-2		L	H	OT (3-18)
11-21-93	2-3		L	H	(5-23)
10-19-94	1-3		L	A	OT (NR-3)
9-3-95	2-3		L	H	(3-NR)
10-27-96	3-1	W		A	(NR-19)
10-12-97	2-0	W		H	(NR-15)
11-30-97	1-0	W		A	OT (NR-7)
10-11-98	2-0	W		A	(7-16)
10-22-99	1-0	W		H	
10-8-00	0-0		T	A	OT (8-10)
10-7-01	2-1	W		H	(24-17)
10-6-02	2-1	W		A	OT (9-11)
10-5-03	1-0	W		H	(NR-18)
10-10-04	0-1		L	A	(NR-17)
9-2-05	2-1	W		H	OT
8-25-06	4-3	W		A	(6-24)
8-31-07	0-1		L	H	OT (12-NR)
8-29-08	0-2		L	A	
9-4-09	0-1		L	H	
9-3-10	0-2		L	A	
9-2-11	2-0	W		H	
9-18-12	0-1		L	A	
9-2-13	2-1	W		H	OT
9-2-14	1-2		L	A	2OT
9-4-15	3-0	W		H	(6-NR)
8-26-16	2-1	W		A	(3-24)
11-20-16	2-1	W		H	OT (3-NR)
9-1-17	4-1	W		H	(5-NR)
8-31-18	2-0	W		A	
8-30-19	4-1	W		H	(RV-NR)
10-1-20	3-0	W		A	(3-NR)
9-3-21	5-0	W		H	(4-NR)
9-02-22	1-0	W		A	(1-NR)
9-1-23	2-0	W		H	(NR-NR)
8-30-24	2-2		T	A	
8-26-25	4-1	W		H	(6-NR)
Totals	**101-57**				

USC UPSTATE (15-0-1)

9-10-81	3-0	W		H	
9-9-82	3-0	W		H	(2-NR)

SERIES SCORES

10-26-83	1-1	T	H	OT	(2-NR)
10-10-84	2-1	W	H		
10-16-85	6-2	W	H		(1-NR)
9-10-86	2-1	W	H		(4-NR)
9-1-88	8-0	W	H		(7-NR)
10-18-89	4-2	W	H		
9-12-07	2-0	W	H		
11-7-08	3-0	W	H		
8-24-12	1-0	W	H		
9-24-13	2-0	W	H		(16-NR)
9-9-19	7-0	W	H		(19-NR)
8-29-21	5-0	W	H		(6-NR)
8-29-22	2-0	W	H		(1-NR)
10-22-24	6-0	W	H		
Totals	**57-7**				

SOUTH FLORIDA (13-1-2)

10-1-72	1-1	T	A	OT	
11-4-73	2-0	W	H		(6-11)
12-2-73	1-0	W	H	4OT	(4-13)
9-28-74	2-1	W	A		(3-15)
11-16-75	3-0	W	H		(1-13)
11-7-79	3-0	W	H		(6-NR)
10-25-80	1-2	L	A	OT	(18-NR)
10-16-81	2-0	W	H		(4-NR)
10-24-82	2-2	T	A	OT	(5-NR)
10-16-83	1-0	W	H		(2-17)
9-6-98	2-1	W	N		(12-13)
9-7-03	2-1	W	N		(19-24)
10-28-14	3-0	W	H		
9-27-16	1-0	W	A	OT	(5-NR)
9-6-21	3-0	W	H		(4-NR)
9-12-23	3-2	W	A		(NR-NR)
Totals	**32-10**				

SOUTHERN CONNECTICUT (2-0)

10-10-85	3-1	W	H		(1-NR)
10-15-86	3-0	W	H		(19-NR)
Totals	**6-1**				

SIU-EDWARDSVILLE (4-1)

9-12-75	2-1	W	A		(2-3)
10-2-76	4-2	W	A	OT	(3-7)
12-9-79	2-3	L	N		(3-2)
9-19-82	2-1	W	A		(2-1)
9-15-83	2-1	W	H		(10-NR)
Totals	**12-8**				

SOUTHERN METHODIST (1-1-1)

10-8-89	2-1	W	H		(NR-10)
11-26-95	1-3	L	A		(6-4)
9-13-25	1-1	T	A		
Totals	**3-4-1**				

STANFORD (2-3-1)

12-7-02	0-2	L	A		(13-15)
12-13-15	0-4	L	N		(2-8)
12-6-19	1-1	T	H	PK[4-5]	(3-7)
12-2-23	2-0	W	H		(14-22)
9-6-24	2-3	L	H		
11-10-24	1-0	W	H		
Totals	**6-10**				

STETSON (3-2)

10-10-90	7-0	W	H		(3-NR)
9-17-03	3-0	W	H		(24-NR)
10-27-04	3-2	W	H	OT	
9-18-07	1-2	L	H		
9-16-08	0-1	L	H		
Totals	**14-5**				

SYRACUSE (6-6-5)

11-1-13	0-1	L	A		(19-NR)
9-20-14	0-1	L	H		
10-11-15	0-2	L	H		(2-13)
10-17-15	1-0	W	A		(4-16)
12-11-15	0-0	T	N	PK[4-1]	(2-6)
10-21-16	0-0	T	H	2OT	(8-6)
11-6-16	1-1	T	H	PK[4-2]	(3-7)
10-21-17	2-1	W	A		(7-NR)
11-1-17	2-2	T	H	PK[4-3]	(9-NR)
10-23-18	3-2	W	H		(NR-20)
10-19-19	7-4	W	A		(8-NR)
3-7-21	3-1	W	H		(1-NR)
10-23-21	0-2	L	A		(6-NR)
9-16-22	1-2	L	H		(1-16)
11-13-22	0-2	L	N		(18-3)
10-15-23	1-1	T	A		(21-10)
10-25-24	6-1	W	H		
Totals	**27-21**				

TAMPA (1-0)

10-19-84	3-1	W	H		19-NR

UCLA (2-6)

1-2-73	1-2	L	N	OT	(4-6)
9-8-84	1-2	L	N		(11-14)
12-9-84	4-1	W	A		(9-5)
10-26-86	0-3	L	H		(18-4)
12-6-97	1-2	L	A		(NR-3)
11-19-06	0-3	L	A		(10-22)
9-19-17	3-0	W	H		(8-NR)
11-20-22	1-2	L	H		(6-NR)
Totals	**11-15**				

VANDERBILT (2-0)

11-4-84	8-0	W	H		(16-NR)
9-4-94	8-0	W	H		(8-NR)
Totals	**16-0**				

VILLANOVA (1-0)

9-3-18	2-0	W	H		

VIRGINIA (25-10-6)

10-22-68	2-2	T	A	OT	
10-5-69	0-1	L	A		
11-1-70	1-2	L	H		
10-10-71	5-1	W	A		
10-29-72	4-1	W	H		(14-NR)
11-9-73	5-0	W	A		(4-NR)
10-13-74	4-0	W	H		(7-NR)
11-7-75	2-0	W	A		(1-NR)
11-5-76	3-0	W	H		(1-NR)
11-4-77	2-0	W	A		(1-NR)
11-3-78	2-0	W	H		(3-NR)
11-2-79	2-0	W	A		(6-13)
11-9-80	4-0	W	H		
11-6-81	2-0	W	A	OT	(3-NR)
11-5-82	1-0	W	H		(7-3)
11-4-83	1-2	L	A		(2-9)
11-2-84	0-2	L	H		(16-4)
12-1-84	1-0	W	A		(9-4)
11-1-85	0-2	L	A		(1-5)
11-2-86	0-1	L	H		(19-3)
11-1-87	0-1	L	A		(12-2)
10-30-88	0-1	L	H		(NR-1)
10-29-89	2-4	L	A	OT	(20-1)
10-28-90	1-1	T	H	OT	(2-8)
10-27-91	1-2	L	A		(19-2)
10-11-92	2-3	L	H	OT	(4-1)
11-8-92	2-4	L	N		(NR-5)
10-10-93	2-1	W	A		(5-1)
11-7-93	1-2	L	N		(4-6)
10-9-94	4-6	L	H		(NR-10)
11-11-94	2-2	T	H	PK	(NR-4)
10-15-95	1-2	L	A	OT	(7-1)
11-12-95	0-1	L	N		(7-1)
10-20-96	2-3	L	H	OT	(NR-1)
10-19-97	1-1	T	A	OT	(NR-10)
10-18-98	2-0	W	H		(4-7)
10-16-99	2-1	W	A		(NR-14)
10-15-00	2-3	L	H		(9-15)
10-13-01	0-2	L	A		(14-4)
11-18-01	1-0	W	H		(9-2)
10-13-02	3-2	W	H	OT	(9-21)
10-11-03	2-3	L	A		
11-12-03	0-0	T	N	PK	
10-17-04	0-2	L	H		(NR-5)
10-7-05	0-1	L	H	OT	(NR-6)
11-9-05	4-1	W	N		(16-18)
9-30-06	0-1	L	A		(2-5)
11-1-06	0-2	L	N		(6-3)
10-12-07	2-1	W	H		(NR-4)
10-10-08	0-1	L	A		(NR-22)
10-20-09	1-0	W	A		(NR-11)
10-25-10	0-1	L	H		(NR-5)
10-30-11	0-2	L	H		
9-28-12	2-0	W	A		
9-6-13	2-0	W	H		(15-NR)
10-17-14	2-1	W	H		
9-17-16	3-3	T	A	OT	(6-17)
10-12-18	1-4	L	H		(NR-14)
11-17-19	1-3	L	N		(1-2)
11-18-20	2-1	W	N		(3-NR)
10-15-22	1-2	L	H		(18-NR)
10-25-25	0-4	L			
Totals	**95-85**				

VA. COMMONWEALTH (2-2)

9-30-01	2-0	W	H		
8-31-03	0-2	L	A		(9-NR)
9-9-07	1-0	W	N		(19-NR)
9-9-25	1-2	L	H		
Totals	**3-2**				

VIRGINIA TECH (11-3-6)

11-21-03	3-3	T	A	PK	
10-1-04	1-0	W	H		
10-21-05	1-1	T	H	OT	(NR-18)
10-14-06	2-5	L	A		(3-NR)
9-7-07	1-2	L	A	OT	(19-NR)
9-21-08	3-2	W	H	OT	
10-20-09	2-4	L	H		
11-10-09	2-0	W	N		
10-17-10	1-1	T	A	OT	
11-3-11	2-1	W	A		
11-1-12	3-0	W	H		
9-27-13	0-0	T	A	OT	(16-NR)
10-2-15	2-0	W	H		(5-NR)
9-23-16	2-1	W	A		(7-19)
10-5-19	0-0	T	H	2OT	(6-22)
11-15-20	4-1	W	N		(4-5)
3-13-21	1-0	W	A	2OT	(1-21)
9-29-23	2-1	W	H		(RV-NR)
11-1-24	2-2	T			
10-31-25	3-3	T			
Totals	**34-24**				

SERIES SCORES

WAKE FOREST (23-27-9)

9-14-80	4-0	W		A		(1-NR)
9-13-81	3-2	W		H		
9-12-82	4-0	W		A		(2-NR)
10-20-83	1-0	W		H	OT	(2-NR)
10-7-84	3-0	W		A		
10-6-85	2-1	W		H		(1-NR)
10-5-86	1-0	W		A		(16-NR)
9-20-87	3-1	W		H		
9-18-88	1-2		L	A		(3-14)
9-17-89	0-2		L	H		
11-2-89	2-3		L	N		(NR-8)
9-16-90	3-1	W		A		(NR-10)
9-15-91	1-3		L	H		(NR-18)
10-18-92	0-1		L	A		(15-5)
10-24-93	2-0	W		H		(4-NR)
11-6-94	1-3		L	A	OT	
11-4-95	1-0	W		H		(7-NR)
11-9-96	1-2		L	A		
11-9-97	1-2		L	H	OT	(13-NR)
11-8-98	1-0	W		A		(1-NR)
11-7-99	4-1	W		H		(NR-3)
10-21-00	2-1	W		A	OT	(11-17)
11-9-00	2-2		T	A		(5-NR)
11-10-01	1-0	W		H		(13-9)
10-19-02	2-2		T	A	OT	(8-2)
11-30-02	2-1	W		A	OT	(13-1)
10-19-03	2-3		L	H		(NR-6)
10-22-04	0-2		L	A		(NR-15)
10-12-05	0-0		T	A	OT	(NR-14)
10-3-06	0-2		L	H		(4-11)
9-21-07	0-1		L	H		(NR-1)
11-14-07	1-3		L	N		(NR-1)
9-13-08	0-5		L	A		(NR-1)
9-13-09	1-3		L	H		(NR-2)
11-11-09	0-3		L	N		(NR-3)
9-10-10	1-2		L	A		(NR-12)
9-9-11	1-2		L	A		
9-7-12	1-1		T	H	OT	(NR-16)
10-11-13	1-1		T	A		(17-15)
9-26-14	3-1	W		H		
11-9-14	1-1		T	H	PK	
9-26-15	1-1		T	A	2OT	(5-8)
9-30-16	1-0	W		H		(5-11)
11-13-16	1-3		L	N		(3-2)
9-29-17	2-3		L	A	2OT	(6-2)
11-8-17	1-2		L	A		(5-1)
9-21-18	0-3		L	H		(NR-1)
9-28-19	2-3		L	A	OT	(4-7)
10-13-20	2-1	W		H		(NR-1)
10-30-20	0-2		L	A		(3-2)
4-2-21	0-0		T	H	OT	(1-4)
10-1-21	2-1	W		A		(19-NR)
9-24-22	1-6		L	H		(10-1)
11-09-22	2-0	W		A		(18-20)
9-22-23	0-1		L	A		(RV-14)
9-20-24	1-0	W		H		
11-17-24	1-1		T	N	PK	
12-1-24	1-2		L	A		
9-26-25	4-3	W		A		
Totals	**76-88**					

WARREN WILSON (3-1)

11-4-67	0-2		L	H		
11-2-68	1-0	W		A	OT	
10-10-69	3-2	W		N		
9-18-71	6-0	W		H		
Totals	**10-4**					

WASHINGTON (0-1)

9-7-96	1-4		L	N		(17-NR)
12-12-22	2-0	W		N		(8-2)
Totals	**3-4**					

WEST VIRGINIA (3-0)

11-20-72	3-2	W		H		(11-NR)
10-4-74	2-1	W		H		(3-NR)
12-8-23	1-0	W		N		(14-5)
Totals	**6-3**					

WESTERN CAROLINA (7-0)

11-13-69	9-2	W		H		
9-29-70	2-1	W		A		
10-30-71	4-2	W		H		
10-23-72	6-1	W		H		(20-NR)
9-26-73	13-2	W		A		(7-NR)
9-4-77	6-0	W		H		(5-NR)
9-28-83	9-0	W		H		(2-NR)
Totals	**49-8**					

WESTERN ILLINOIS (1-0)

11-10-02	3-2	W		H	OT	(17-NR)

WILLIAM & MARY (3-0)

10-13-91	3-1	W		H		(NR-17)
11-29-98	1-0	W		H		(1-NR)
9-9-05	3-2	W		N	OT	(13-NR)
Totals	**7-3**					

WINTHROP (9-0-1)

9-5-83	2-0	W		H		(8-NR)
10-3-84	3-0	W		H		
9-29-85	7-0	W		H		(1-NR)
9-4-88	3-0	W		H		(7-NR)
10-14-98	2-1	W		A		(4-NR)
10-13-99	9-0	W		H		
9-10-03	1-1		T	H	OT	(24-NR)
10-16-05	1-0	W		H	OT	
10-11-06	2-1	W		A		(3-NR)
10-3-23	4-1	W	H			(RV-NR)
Totals	**34-4**					

WISCONSIN-GREEN BAY (0-1)

10-3-93	2-3		L	H1		(5-NR)

WOFFORD (11-0-1)

9-12-85	7-0	W		H		(1-NR)
10-8-86	6-1	W		H		(19-NR)
11-1-95	6-1	W		H		(7-NR)
10-9-96	7-0	W		H		
9-6-00	4-0	W		A		(4-NR)
10-10-01	5-0	W		H		(14-NR)
10-9-02	8-0	W		A		(9-NR)
9-12-06	6-0	W		H		(2-NR)
10-14-08	1-0	W		A		
10-27-10	2-2		T	H	OT	
10-31-11	1-0	W		A		
10-29-24	2-1	W				
Totals	**55-5**					

WRIGHT STATE (1-0)

9-16-86	5-1	W		H		

YALE (3-0)

10-6-89	2-1	W		H		
10-2-92	2-1	W		H		
9-12-04	3-2	W		N		
Totals	**7-4**					

POINTS OF NOTE

PROGRAM HISTORY

Total Number of Opp.	156
Undefeated Against	91 opponents
Defeated Against	9 opponents
1.000 Win Pct.	77 opponents
Greatest Goal Diff.	+145, v. Gardner Webb
One-time Opponents	65 opponents

WINS AGAINST NO. 1 RANKED TEAMS

DATE	SITE	OPPONENT	SCORE
10-23-77	**Clemson, S.C.**	**St. Louis**	**3-1**
9-19-82	Edwardsville, Ill.	SIU-Edwardsville	2-1
11-25-84	**Clemson, S.C.**	**Alabama A&M**	**3-1**
11-22-87	Bloomington, IN.	Indiana	2-1
10-10-93	Charlottesville, Va.	Virginia	2-1
11-30-02	Winston-Salem, N.C.	Wake Forest	2-1 (OT)
9-8-06	**Clemson, S.C.**	**Maryland**	**2-1**
10-28-11	**Clemson, S.C.**	**Maryland**	**2-1**
10-13-20	**Clemson, S.C.**	**Wake Forest**	**2-1**
11-22-20	Cary, N.C.	Pittsburgh	2-1
4-17-21	**Clemson, S.C.**	**Pittsburgh**	**2-0**

REG. SEASON TOURNAMENTS

Brown Invitational, Providence, RI

9-10-04	W	1-0	Brown
9-12-04	W	3-2	Yale
(Champions-Clemson)			

Cal State-Fullerton Invitational

8-31-01	L	1-2	Cal. St.-Fullerton
9-2-01	W	2-1	California

Clemson Invitational, Clemson, SC

10-4-74	W	2-1	West Virginia
10-6-74	L	1-3	Howard
10-10-75	W	4-0	Chicago Circle
10-12-75	L	0-1	Howard
10-15-76	W	1-0	Appalachian St.
10-17-76	W	2-0	Howard
(Champions-Clemson)			
10-7-77	W	2-0	James Madison
10-9-77	W	1-0	Davis & Elkins
(Champions-Clemson)			
10-6-78	W	3-1	Quincy
10-8-78	W	3-2	Cleveland State
(Champions-Clemson)			
10-5-79	W	7-1	Davis & Elkins
10-7-79	L	1-2	Cleveland St.
10-3-80	L	2-3	Appalachian St.
10-5-80	T	1-1	Cleveland St. (OT)
10-16-81	W	2-0	South Florida
10-18-81	W	2-1	Cleveland State
(Champions-Clemson)			
10-15-82	W	3-1	Davis & Elkins
10-17-82	W	2-0	UNC-Greensboro
(Champions-Clemson)			
10-14-83	W	3-0	Davis & Elkins
10-16-83	W	1-0	South Florida
(Champions-Clemson)			
10-19-84	W	3-1	Tampa
10-21-84	W	3-0	Florida Int.
(Champions-Clemson)			
10-26-85	W	1-0	American
10-27-85	W	4-1	Fair. Dickinson
(Champions-Clemson)			
10-24-86	W	3-1	Indiana
10-26-86	L	0-3	UCLA
10-2-87	W	2-0	George Mason
10-4-87	W	5-1	St. Louis
(Champions-Clemson)			
10-14-88	W	3-2	UNC-Greensboro
10-16-88	L	0-1	Evansville
10-6-89	W	2-1	Yale
10-8-89	W	2-1	SMU
(Champions-Clemson)			
10-5-90	W	4-1	Adelphi
10-7-90	W	4-2	Santa Clara
(Champions-Clemson)			
10-2-92	W	2-1	Yale
10-4-92	T	0-0	Old Dominion
(Champions-Clemson)			
10-1-93	W	4-1	Princeton
10-3-93	L	2-3	Wis.-Green Bay
10-4-96	T	0-0	Florida Inter.
10-6-96	L	1-3	California
10-3-97	W	2-1	Florida Atlantic
10-5-97	W	3-0	Portland
(Champions-Clemson)			
10-2-98	W	7-1	Cal-Poly S.L.O
10-4-98	W	3-0	New Hampshire
(Champions-Clemson)			
10-1-99	L	1-2	Santa Clara
10-3-99	L	1-3	Akron
9-29-00	W	2-1	Brown
10-1-00	W	5-1	Cal.-St.-Fullerton
(Champions-Clemson)			
9-28-01	W	1-0	Cal-Poly SLO
9-30-01	W	2-0	Va. Common.
(Champions-Clemson)			
9-27-02	W	2-0	Gonzaga
9-29-02	W	3-0	Fairfield
(Champions-Clemson)			
9-26-03	T	3-3	Air Force
9-28-03	L	1-2	Coastal Car.
10-1-04	W	1-0	Va. Tech
10-3-04	L	0-3	Hofstra

Emory Invitational, Atlanta, GA

10-10-69	W	3-2	Warren Wilson
10-11-69	L		Emory
10-9-70	W	5-1	Sewanee
10-10-70	W	6-2	Emory
(Champions-Clemson)			
10-6-72	W	2-1	Georgia State
10-7-72	W	3-1	Emory
(Champions-Clemson)			

Furman Invitational

9-7-01	W	7-1	Florida Inter.
9-9-01	W	4-0	Notre Dame
(Champions-Clemson)			
9-5-03	L	0-2	St. Louis
9-7-03	W	2-1	South Florida

Florida International Tournament

9-4-98	W	1-0	Florida Inter.
9-6-98	W	2-1	South Florida

George Mason Tournament

9-19-86	W	2-1	American
9-21-86	T	0-0	George Mason OT

Indiana Invitational

9-8-84	L	1-2	UCLA
9-9-84	L	3-4	Indiana
9-6-85	W	3-2	Indiana
9-7-85	T	0-0	Conn. (OT)
(Champions-Clemson)			
9-5-97	L	1-2	St. Louis
9-6-97	L	0-3	Indiana
8-30-02	W	3-0	Butler
8-31-02	T	1-1	Indiana
(Champions-Clemson)			
8-31-12	L	0-3	Indiana
9-2-12	L	1-2	Notre Dame

Memphis Tournament, Memphis, TN

9-1-06	W	2-0	Memphis
9-3-06	W	2-0	Oral Roberts
(Champions-Clemson)			

Old Dominion Invitational, Norfolk, VA

9-9-05	W	3-2	William & Mary OT
9-11-05	T	0-0	Old Dominion OT
(Champions-Clemson)			

San Diego State Tournament, San Diego, Calif.

9-5-14	L	1-2	San Diego State
9-7-14	L	1-2	UC Irvine

Santa Clara Tournament, Santa, Clara, CA

10-4-91	W	4-1	St. Mary's
10-6-91	L	0-3	Santa Clara

SIU Cougar Classic, Edwardsville, IL

9-17-82	W	4-0	Hartwick
9-19-82	W	2-1	SIU Edwar
(Champions-Clemson)			

Va. Commonwealth Invit., Richmond, VA

8-29-03	W	1-0	Richmond
8-31-03	L	0-2	Va. Common.

Va. Tech Invitational, Blacksburg, VA

9-7-07	L	1-2	Virginia Tech
9-9-07	W	1-0	Va. Commonwealth

ALL-TOURNAMENT TEAMS

Clemson Players Named to All-Tournament Teams During the Regular Season.

1976
Clemson Invitational
Christian Nwokocha MVP

1977
Clemson Invitational
Eric Smith MVP

1978
Clemson Invitational
Christian Nwokocha MVP

1981
Clemson Invitational
Mo Tinsley, MVP

1982
SIU Cougar Classic
Mo Tinsley, MVP
Clemson Invitational
Adubarie Otorubio MVP

1983
Clemson Invitational
Eric Eichmann

1984
Indiana Invitational
Adubarie Otorubio, Def. MVP
Chuck Nash
Eric Eichmann
Clemson Invitational
Audubarie Otorubio MVP

1985
Indiana Invitational
Eric Eichmann, Offensive MVP
Gary Conner
Bernard Gray
Clemson Invitational
Paul Rutenis, Defensive MVP
Dick Landgren
Bernard Gray

1986
Clemson Invitational
Bernard Gray, Defensive MVP
Dick Landgren
Eric Eichmann

1987
Clemson Invitational
Bruce Murray (Offensive MVP)
Paul Rutenis (Defensive MVP)
Joey Feinberg
Jamey Rootes

1988
Clemson Invitational
Pearse Tormey, Off. MVP
Joey Feinberg
Thomas Najjar

1989
Clemson Invitational
Kevin Taylor
Joey Feinberg
Edo Boonstoppel
Pearse Tormey, Off. MVP

1990
Clemson Invitational
Jaro Zawislan
Chris Martinez
Richard Richmond
Andy Pujats, Defensive MVP
Jimmy Glenn, Offensive MVP

1991
Santa Clara Tournament
Andy Pujats
John Hammontree
Burke Goodloe

1992
Clemson Invitational
Andy Pujats
Jamahl Green
Jaro Zawislan, Defensive MVP

1993
Clemson Invitational
Jamahl Green, Def. MVP
Danny Care
Nidal Bama
Imad Baba
Jimmy Glenn

1994
Clemson Invitational
Miles Joseph
Imad Baba
Jamahl Green

1996
Portland Invitational
Chris Behrmann, Def. MVP
Clemson Invitational
Matt Jordan
Danny Care

1997
Clemson Invitational
Jeff Bilyk, Defensive MVP
Matt Jordan
Jeff Bilyk
Mike Potempa
Jody DeBruin

1998
Florida International Tour.
Jeff Bilyk, Defensive MVP
Clemson Invitational
Wojtek Krakowiak, Co-MVP
Mark Lisi, Co-MVP
Nathan Rawlins
Mike Potempa

1999
Clemson Invitational
Mike Potempa
Fabio Tambosi

2001
Furman Invitational
Nick Rivera, Defensive MVP
Oskar Bringsved
Ian Fuller
Dimelon Westfield
Clemson Invitational
Oguchi Onyewu, Def. MVP
Ricky Lewis
Ian Fuller

2002
Indiana Invitational
Paul Souders
Doug Warren
Fabio Tambosi
Ricky Lewis
Chase Hilgenbrink
Clemson Invitational
Oscar Bringsved
Chase Hillgenbrink
Ricky Lewis
Dimelon Westfield, Off. MVP

2003
VCU Invitational
Charlie Roberts
Justin Moore
Bradley Gibson
Furman Invitational
Justin Moore
Andres Borges
Bradley Gibson
Clemson Invitational
Paul Souders
Nick Rivera

2004
Brown Invitational
Steven Rhyne, Offensive MVP
Justin Moore
Landy Mattison
J.D. Brooks

Clemson Invitational
Landy Mattison
Brad Gibson

2005
Old Dominion Invitational
Phil Marfuggi, MVP
Alan O'Hara
Jeff Routh
Brad Gibson

2006
Memphis Tournament
Alan O'Hara, MVP
Micha Usry
Phil Marfuggi
Mark Buchholz

2007
Virginia Tech Invitational
Joe Bendik
Greg Eckhardt
Tate Parrish

2012
Indiana Invitational
Jack Metcalf
Kyle Fisher

Jack Metcalf

Greg Eckhardt

ACC TOURNAMENT

CLEMSON'S TOURNAMENT RECORDS

INDIVIDUAL GAME

Most Goals:	*3	Kimarni Smith vs. Virginia Tech, 11-15-20
Most Assists:	3	by Arthur Duquenne, vs Louisville, 11-8-23
Most Points:	*7	Kimarni Smith vs. Virginia Tech, 11-15-20
Most Saves:	11	Jaro Zawislan vs.Virginia, 11-7-93

INDIVIDUAL TOURNAMENT

Most Goals:	*4	by Wolde Harris, 1994
		by Kimarni Smith, 2020
Most Assists:	*4	by Grayson Barber, 2020
Most Points:	9	by Kimarni Smith, 2020
Most Saves:	*23	Jaro Zawislan, 1992

INDIVIDUAL CAREER

Most Goals:	6	by Miles Joseph
Most Assists:	5	by Grayson Barber
Most Points:	13	by Miles Joseph
Most Saves:	52	by Jaro Zawislan

TEAM RECORDS GAME

Most Shots:	32	vs. Notre Dame, 11-10-19
Most Goals:	5	vs. N.C. State, 11-9-95
		vs. Louisville, 11-8-23
Most Assists:	6	vs. Maryland, 11-15-02
Most Points:	14	vs. N.C. State, 11-9-95

TEAM RECORDS TOURNAMENT

Most Shots:	61	2019, 3 games
Most Assists:	11	2002, 2 games
Most Goals:	9	2023, 3 games

**Denotes ACC Tournament Records*

CLEMSON'S RECORD BY ROUND

First Round:	3-1-1
Quarterfinal:	14-13-7
Semifinal:	10-8-3
Championship:	4-6-2
Overall Record:	**30-28-13**

CLEMSON SERIES SCORES IN ACC TOURNAMENT

BOSTON COLLEGE (2-1-1)

Year	Site	W	T	L	CU	Opp	Round
2008	N[1]			L	0	1	Quarterfinal (OT)
2012	H		T		0	0	Quarterfinal (OT)
2015	H	W			3	0	Quarterfinal
2016	H	W			1	0	Semifinal
Totals					**4**	**1**	

N[1] - Cary, NC

CALIFORNIA (1-0-0)

Year	Site	W	T	L	CU	Opp	Round
2024	N[1]	W			3	2	Semifinal

N[1] - Cary, NC

DUKE (4-2-2)

Year	Site	W	T	L	CU	Opp	Round
1992	N[1]	W			3	2	Quarterfinal
1996	N[2]			L	1	3	Quarterfinal
1998	N[3]	W			1	0	Final
2011	A		T		0	0	Quarterfinal (PK)
2017	A	W			1	0	Quartefinal
2021	H			L	0	1	Semifinals
2022	A	W			2	0	Quarterfinal
2023	H		T		3	3	Quarterfinal (PK)
Totals					**11**	**9**	

N[1] - Chapel Hill, NC; N[2] - Charlottesville, VA

N[3] - Winston-Salem, NC

LOUISVILLE (3-0-0)

Year	Site	W	T	L	CU	Opp	Round
2014	N[1]	W			2	1	Final
2023	H	W			5	1	Semifinals
2024	H	W			3	1	First Round
Totals					**10**	**3**	

N[1] - Cary, NC

MARYLAND (3-6-0)

Year	Site	W	T	L	CU	Opp	Round
1994	H	W			3	0	Quarterfinal
1997	N[1]			L	2	4	Quarterfinal
1998	N[2]	W			2	0	Semifinal
2001	H	W			3	1	Quarterfinal
2002	N[3]			L	3	4	Semifinal (OT)
2004	N[3]			L	0	2	Quarterfinal
2010	N[3]			L	1	2	Quarterfinal
2012	N[4]			L	1	2	Semifinal (OT)
2013	N[4]			L	0	1	Semifinal (OT)
Totals					**15**	**16**	

N[1] - Orlando, FL; N[2] - Winston-Salem, NC

N[3] - Cary, NC; N[4] - Germantown, MD

NORTH CAROLINA (6-5-1)

Year	Site	W	T	L	CU	Opp	Round
1987	N[1]			L	1	2	Quarterfinal (OT)
1988	H			L	1	2	Quarterfinal
1991	A			L	1	3	Quarterfinal
1993	A	W			4	2	Semifinal
1995	N[1]	W			1	0	Semifinal
1999	N[2]			L	0	1	Quarterfinal
2001	H	W			2	1	Semifinal
2002	N[3]	W			3	2	Quarterfinal
2005	N[3]			L	0	2	Semifinal
2013	H	W			2	1	Quarterfinal
2021	H	W			2	1	Quarterfinals
2023	N[3]		T		1	1	Finals (PK)
Totals					**18**	**18**	

N[1] - Durham, NC; N[2] - Winston-Salem, NC,

N[3] - Cary, NC

N.C. STATE (1-1-1)

Year	Site	W	T	L	CU	Opp	Round
1990	N[1]			L	1	3	Semifinal
1992	N[2]		T		3	3	Semifinal (PK)
1995	N[1]	W			5	0	Quarterfinal
Totals					**9**	**6**	

N[1] - Durham, NC; N[2] - Chapel Hill, NC

NOTRE DAME (1-1-1)

Year	Site	W	T	L	CU	Opp	Round
2014	N[1]		T		1	1	Semifinal (PK)
2018	A			L	0	2	First Round
2019	H	W			3	0	Quarterfinal
2022	H	W			3	1	First Round
Totals					**7**	**4**	

N[1] - Cary, NC

PITTSBURGH (2-1-0)

Year	Site	W	T	L	CU	Opp	Round
2019	H	W			1	0	Semifinal
2020	N[1]	W			2	1	Final
2025	H			L	0	1	First Round
Totals					**3**	**1**	

N[1] - Cary, N.C.

STANFORD (1-0-0)

Year	Site	W	T	L	CU	Opp	Round
2024	H	W			1	0	Quarterfinal

SYRACUSE (0-1-2)

Year	Site	W	T	L	CU	Opp	Round
2015	H			L	0	2	Semifinal
2016	H		T		1	1	Quarterfinal (PK)
2017	H		T		2	2	First Round (PK)
2022	N[1]			L	0	2	Final
Totals					**3**	**7**	

N[1] - Cary, N.C

VIRGINIA (3-5-2)

Year	Site	W	T	L	CU	Opp	Round
1992	N[1]			L	2	4	Final
1993	N[1]			L	1	2	Final
1994	H		T		2	2	Semifinal (PK)
1995	N[2]			L	0	1	Final
2001	H	W			1	0	Final
2003	N[3]		T		0	0	Quarterfinal
2005	N[3]	W			4	1	Quarterfinal
2006	N[4]			L	0	2	Quarterfinal
2019	N[3]			L	1	3	Final
2020	N[1]	W			2	1	Semifinal
Totals					**13**	**16**	

N[1] - Chapel Hill, NC; N[2] - Durham, NC

N[3] - Cary, NC; N[4] - College Park, MD

VIRGINIA TECH (2-0-0)

Year	Site	W	T	L	CU	Opp	Round
2009	N[1]	W			2	0	First Round
2020	N[2]	W			4	1	Quarterfinal
Totals					**6**	**1**	

N[1] - Cary, NC

N2 - Durham, NC

WAKE FOREST (1-4-3)

Year	Site	W	T	L	CU	Opp	Round
1989	N[1]			L	2	3	Quarterfinal
2000	A		T		2	2	Quarterfinal (OT)
2007	N			L	1	3	Quarterfinal
2009	N[2]			L	0	3	Quarterfinal
2014	H		T		1	1	Quarterfinal (PK)
2016	N[3]			L	1	3	Final
2017	A			L	1	2	Semifinal
2022	A	W			2	0	Semifinal
2024	N[1]		T		1	1	Final (PK)
Totals					**9**	**18**	

N[1] - Durham, NC; N[2] - Cary, NC

N[3] - Charleston, SC

ALL-ACC TOURNAMENT TEAMS

MVP ACC TOURNAMENT

1993 - Jaro Zawislan
1998 - Josh Campbell
2001 - Ian Fuller
2014 - Paul Clowes
2020 - Kimarni Smith
2023 - Ousmane Sylla

ALL-ACC TOURNAMENT TEAM

1987 - Bruce Murray
1992 - Nidal Baba
Miles Joseph
Jaro Zawislan
1993 - Jimmy Glenn
Miles Joseph
Jeff Yenzer
Jaro Zawislan
1994 - Rivers Guthrie
Wolde Harris
1995 - Imad Baba
Matt Jordan
Miles Joseph
Dana Quick
1997 - Jody DeBruin
1998 - Jeff Bilyk
Scott Bower
Josh Campbell
Wojtek Krakowiak
Mark Lisi
2000 - Ian Fuller
2001 - Ian Fuller
Ross Goodacre
Ricky Lewis
Oguchi Onyewu
Doug Warren
2002 - Steven Rhyne
Dimelon Westfield
2005 - Dane Richards
2009 - Nathan Thornton
2012 - Manolo Sanchez
2013 - Thomas McNamara
2014 - Ara Amirkhanian
Bobby Belair
Paul Clowes
Kyle Fisher
Phanuel Kavita
Andrew Tarbell
2015 - Paul Clowes
Kyle Murphy
2016 - Malick Mbaye
Oliver Shannon
2017 - Diego Campos
Justin Malou
2019 - James Brighton
Tanner Dieterich
Philip Mayaka
2020 - Grayson Barber
Justin Malou
Philip Mayaka
Kimarni Smith
2021 - Oskar Agren
Quinn McNeill
2022 - Hamady Diop
Brandon Parrish
Derek Waleffe
2023 - Ousmane Sylla
Gael Gibert
Joran Gerbet
Alex Meinhard
2024 - Joran Gerbet
Adam Lundegard
Alex Meinhard

ACC TOURNAMENT RESULTS

CLEMSON'S ALL-TIME ACC TOURNAMENT RESULTS (31-28-13)

Date	Site	Rd.	W-T-L	Score	CU Seed	Opponent	Opp. Seed	Clemson Scorers
						1987		
11-5-87	N[1]	Q	L	1-2	5th	North Carolina (OT)	4th	Murray
						1988		
11-3-88	H	Q	L	1-2	6th	North Carolina	3rd	Boonstoppel
						1989		
11-2-89	N[1]	Q	L	2-3	7th	Wake Forest	2nd	Fritz, Veghte
						1990		
11-2-90	N[1]	S	L	1-3	1st	N.C. State	4th	Martinez
						1991		
11-7-91	A	Q	L	1-3	5th	North Carolina	4th	Guthrie
						1992		
11-5-92	N[2]	Q	W	3-2	6th	Duke (OT)	3rd	N. Baba (2), Payne
11-6-92	N[2]	S	T	3-3	6th	N.C. State (OT)	2nd	Joseph (2), Guthrie
11-8-92	N[2]	F	L	2-4	6th	Virginia	1st	Glenn (2)
						1993		
11-5-93	A	S	W	4-2	1st	North Carolina	4th	Glenn, Yenzer (2), Joseph
11-7-93	N[2]	F	L	1-2	1st	Virginia	3rd	Joseph
						1994		
11-10-94	H	Q	W	3-0	6th	Maryland	3rd	Harris (2), Joseph
11-11-94	H	S	T	2-2	6th	Virginia (OT)	2nd	Harris (2)
						1995		
11-9-95	N[1]	Q	W	5-0	3rd	N.C. State	6th	Harris, Joseph (2), I. Baba, Care
11-10-95	N[1]	S	W	1-0	3rd	North Carolina	7th	I . Baba
11-12-95	N[1]	F	L	0-1	3rd	Virginia	1st	None
						1996		
11-14-96	N[3]	Q	L	1-3	5th	Duke	4th	James
						1997		
11-13-97	N[4]	Q	L	2-4	5th	Maryland	4th	DeBruin (2)
						1998		
11-13-98	N[5]	S	W	2-0	1st	Maryland	5th	Krakowiak (2)
11-15-98	N[5]	F	W	1-0	1st	Duke	3rd	Bower
						1999		
11-11-99	N[5]	Q	L	0-1	4th	North Carolina	5th	None
						2000		
11-9-00	A	Q	T	2-2	4th	Wake Forest	5th	Tambosi, Fuller
						2001		
11-15-01	H	Q	W	3-1	3rd	Maryland	6th	Goodacre, Fuller, Onyewu
11-16-01	H	S	W	2-1	3rd	North Carolina	2nd	Fuller, Onyewu
11-18-01	H	F	W	1-0	3rd	Virginia	1st	Fuller
						2002		
11-14-02	N[6]	Q	W	3-2	6th	North Carolina	3rd	Westfield (2), Rhyne
11-15-02	N[6]	S	L	3-4	6th	Maryland (OT)	2nd	Cutler, Westfield, Rhyne
						2003		
11-12-03	N[6]	Q	T	0-0	6th	Virginia (OT)	3rd	None

ACC TOURNAMENT RESULTS

						2004			
11-10-04	N[6]	Q		L	0-2	7th	Maryland	2nd	None
						2005			
11-9-05	N[6]	Q	W		4-1	7th	Virginia	2nd	Albright, Roushandel, Richards, B. Moore
11-11-05	N[6]	S		L	0-2	7th	North Carolina	6th	None
						2006			
11-1-06	N[6]	Q		L	0-2	6th	Virginia	3rd	None
						2007			
11-14-07	N[6]	Q		L	1-3	7th	Wake Forest	2nd	Brooks
						2008			
11-14-08	N[6]	Q		L	0-1	6th	Boston College (OT)	3rd	None
						2009			
11-10-09	N[6]	1st	W		2-0	9th	Virginia Tech	8th	Thornton (2)
11-11-09	N[6]	Q		L	0-3	9th	Wake Forest	2nd	
						2010			
11-10-10	N[6]	Q		L	1-2	7th	Maryland	2nd	Savage
						2011			
11-8-11	A	Q		T	0-0	6th	Duke	3rd	None
						2012			
11-6-12	H	Q		T	0-0	4th	Boston College (OT)	5th	None
11-9-12	N[7]	S		L	1-2	4th	Maryland (OT)	1st	Amirkhanian
						2013			
11-12-13	H	Q	W		2-1	4th	North Carolina	5th	T.J. Casner, Kyle Fisher
11-15-13	N[7]	S		L	0-1	4th	North Carolina	1st	None
						2014			
11-9-14	H	Q		T	1-1	4th	Wake Forest	8th	Diego Campos
11-14-14	N[6]	S		T	1-1	4th	Notre Dame	1st	Bobby Belair
11-16-14	N[6]	F	W		2-1	4th	Louisville	6th	Paul Clowes, Ara Amirkhanian
						2015			
11-8-15	H	Q	W		3-0	3rd	Boston College	6th	Austen Burnikel, Kyle Murphy, Team
11-11-15	H	S		L	0-2	3rd	Syracuse	7th	None
						2016			
11-6-16	H	Q		T	1-1	4th	Syracuse (PK)	5th	Diego Campos
11-9-16	H	S	W		1-0	4th	Boston College	8th	Alex Happi
11-13-16	N[8]	F		L	1-3	4th	Wake Forest	2nd	Tanner Dieterich
						2017			
11-1-17	H	1st		T	2-2	5th	Syracuse (PK)	12th	Patrick Bunk-Andersen, Saul Chinchilla
11-5-17	A	Q	W		1-0	5th	Duke	4th	Diego Campos
11-8-17	A	S		L	2-1	5th	Wake Forest	1st	Saul Chinchilla
						2018			
10-31-18	A	1st		L	0-2	12th	Notre Dame	5th	None
						2019			
11-10-19	H	Q	W		3-0	1st	Notre Dame	8th	Philip Mayaka, Malick Mbaye, James Brighton
11-13-19	H	S	W		1-0	1st	Pittsburgh	4th	Mohamed Seye
11-17-19	N[6]	F		L	1-3	1st	Virginia	2nd	James Brighton
						2020			
11-15-20	N[1]	Q	W		4-1	S-3rd	Virginia Tech	N-2nd	Kimarni Smith, Smith, Smith, James Brighton
11-18-20	N[2]	S	W		2-1	S-3rd	Virginia	N-4th	Kimarni Smith, Luis Felipe Fernandez-Salvador
11-22-20	N[6]	F	W		2-1	S-3rd	Pittsburgh	N-1st	Mohamed Seye, James Brighton

N[1] - Durham, NC; N[2] - Chapel Hill, NC; N[3] - Charlottesville, VA; N[4] - Orlando, FL N[5] - Winston-Salem, NC; N[6] - Cary, NC; N[7] - Germantown, MD; N[8] - Charleston, ·SC

ACC TOURNAMENT RESULTS

2021									
11-7-21	H	Q	W		2-1	2nd	North Carolina	7th	Reid, McNeill
11-10-21	H	S		L	0-1	2nd	Duke	3rd	None
2022									
11-2-22	H	1	W		3-1	8th	North Carolina	9th	OG, OG, Seye
11-6-22	A	Q	W		2-0	8th	Duke	1st	Waleffe, Parrish
11-9-22	A	S	W		2-0	8th	Wake Forest	4th	Parrish, Waleffe
11-13-22	N[6]	F		L	0-2	8th	Syracuse	3rd	None
2023									
11-5-23	H	Q	T		3-3	4th	Duke	5th	Trimnal (2), Meinhard
11-8-23	H	S	W		5-1	4th	Louisville	9th	Okunlola, Sylla (2), Easley, Gibert
11-12-23	N[6]	F	T		1-1 CU 5-3 PK	4th	North Carolina	7th	Sylla
2024									
11-6-24	H	1	W		3-1	2nd	Louisville	15th	Gerbet, Meinhard, Okunlola
11-10-24	H	Q	W		1-0	2nd	Stanford	7th	Meinhard
11-14-24	N[6]	S	W		3-2	2nd	California	11th	Trimnal, Meinhard, Gyan
11-17-24	N[6]	F	T		1-1 WF 7-6 PK	2nd	Wake Forest	5th	Magnason
2025									
11-5-25	H	1		L	0-1	4th	Pitt	13th	None

N[1] - Durham, NC; N[2] - Chapel Hill, NC; N[3] - Charlottesville, VA; N[4] - Orlando, FL
N[5] - Winston-Salem, NC; N[6] - Cary, NC; N[7] - Germantown, MD; N[8] - Charleston, SC

NCAA TOURNAMENT RECORDS

INDIVIDUAL GAME

Most Goals:	4	Christian Nwokocha vs. James Madison, 11-16-76
Most Assists:	3	Iman Mafi vs. Elon, 11-22-15
	3	Thales Moreno vs. UC Santa Barbara, 11-29-15
Most Points:	9	Christian Nwokocha vs. James Madison, 11-16-76
	9	Wojtek Krakowiak vs. Lafayette, 11-22-98
Most Saves:	16	Jamie Swanner vs. Duke, 11-20-82

INDIVIDUAL TOURNAMENT

Most Goals:	6	Benedict Popoola, 1978
Most Assists:	4	Emmanuel Egede, 1978
	4	Bruce Murray, 1987
Most Points:	14	Bruce Murray, 1987
Most Saves:	25	Dennis Carrington, 1973

INDIVIDUAL CAREER

Most Goals:	12	Benedict Popoola, 1975-78
Most Assists:	7	Bruce Murray, 1984-1987
	7	Christian Nwokocha, 1975-78
Most Points:	28	Christian Nwokocha 1975-78
Most Saves:	44	John Bruens, 1977-79

TEAM RECORDS GAME

Most Shots:	41	vs. Phil. Textile, 12-10-78
Most Goals:	8	vs. James Madison, 11-16-76
Most Assists:	8	vs. N.C. State, 11-17-85
Most Points:	19	vs. James Madison, 11-16-76

TEAM RECORDS TOURNAMENT

Most Shots:	133 -1978	5 games
Most Assists:	13 - 1987	5 games
Most Goals:	17* - 1976	5 games
	17* - 1978	5 games

* - NCAA Record

NATIONAL LEADING SCORERS IN NCAA TOURNAMENT PLAY

Year		G	A	Pts.
1979	Obed Ariri	5	1	11
1984	Gary Conner	4	0	8
1987	Bruce Murray	5	4	14

SCHOOLS WITH THE MOST NCAA CHAMPIONSHIPS

Rk.	Schools	No.
1.	Saint Louis	10
2.	Indiana	8
3.	Virginia	7
4.	**Clemson**	**4**
	Maryland	4
	San Franciso	4
	UCLA	4
8.	Stanford	3
9.	Michigan State	2
	North Carolina	2
	UConn	2

SCHOOLS WITH THE MOST NCAA FINAL FOUR APPEARANCES

Rk.	Schools	No.
1.	Indiana	21
2.	Saint Louis	16
3.	Maryland	14
	UCLA	14
5.	Virginia	13
6.	**Clemson**	**10**
7.	North Carolina	9
8.	Hartwick	7
	Michigan State	7
	San Francisco	7
	Stanford	7

MOST NCAA TOURNAMENT WINS

Rk.	Schools	No.
1.	Indiana	97
2.	UCLA	75
3.	Saint Louis	71
4.	Virginia	67
5.	**Clemson**	**63**
6.	Maryland	60
7.	UConn	41
8.	North Carolina	40
9.	San Franciso	37
	SMU	37

SCHOOLS WITH THE MOST NCAA TOURNAMENT APPEARANCES

Rk.	Schools	No.
1.	Saint Louis	50
2.	UCLA	47
	Indiana	47
4.	Virginia	42
5.	Maryland	40
6.	UConn	36
.	**Clemson**	**36**
8.	Penn State	35
9.	SMU	34
10.	San Francisco	31

CLEMSON'S RECORD BY ROUND

Rd. of 48:	1-0-1
Rd. of 32:	17-2-1
Rd. of 24:	12-3-0
Rd. of 16	17-12-1
Rd. of 8:	8-6-3
Semifinal:	4-4-2
Championship:	4-2-0
Consolation matches:	*1-1-0*
Overall Record:	**64-30-8**

CLEMSON'S RECORD BY SITE

Home:	45-13-2
Away:	13-11-3
Neutral:	7-7-3
Overall Record:	**64-31-8**

NCAA TOURNAMENT RESULTS

Date	Site	Region	W-L	Score	Opponent	Clemson Scorers
					1972	
11-20-72	H	R24	W	3-2	West Virginia	Abadi 2, Kammoun
11-28-72	A	R16	L	0-4	Howard	
					1973	
11-25-73	H	R24	W	7-0	James Madison	Abadi 2, Ford 3, Watson, Kammoun
12-2-73	H	R16	W	1-0	South Florida (4OT)	Abadi
12-9-73	H	R8	W	1-0	Pennsylvania	Ford
1-2-74	N[1]	R4	L	1-2	UCLA (2OT)	Ford
					1974	
11-17-74	H	R24	W	3-2	Navy	Phillips 2, Royce
11-23-74	A	R16	L	0-1	Howard	
					1975	
11-16-75	H	R24	W	3-0	South Florida	Ogunjobi 2, Ogbueze
11-26-75	A	R16	L	1-3	Howard	Popoola
					1976	
11-16-76	H	R24	W	8-0	James Madison	C. Nwokocha 4, Ilodigwe 2, Ariri, Watson
11-20-76	H	R16	W	3-1	Howard	Ilodigwe, Ogunsuyi, Smith
11-28-76	A	R8	W	3-2	Philadelphia Textile	Ogbueze 2, Popoola
12-4-76	N	R4	L	0-1	San Francisco	
12-5-76	N[2]*		L	3-4	Hartwick	Popoola 2, Ilodigwe
					1977	
11-13-77	H	R24	W	4-0	George Washington	Egede 2, C. Nwokocha, Kamaruddin
11-20-77	H	R16	W	3-1	Appalachian State	Ogunjobi, Popoola, Ogunsuyi
11-26-77	H	R8	L	1-2	Brown	Popoola
					1978	
11-10-78	H	R24	W	4-0	American	C. Nwokocha 2, Popoola Ogunjobi
11-19-78	H	R16	W	2-1	Appalachian St. (1OT)	Ogunsuyi, Popoola
11-25-78	A	R8	W	4-0	St. Francis (NY)	Ogunsuyi 2, Popoola 2
12-9-78	N3	R4	L	1-2	San Francisco	Popoola
12-10-78	N[3]*		W	6-2	Philadelphia Textile	C. Nwokocha 3, Popoola, Egede, Headlam
					1979	
11-25-79	H	R16	W	1-0	South Carolina	Ariri
12-2-79	H	R8	W	1-0	American	Ariri
12-8-79	N[3]	R4	W	4-1	Columbia	Ariri 2, N. Nwokocha, Chika
12-9-79	N[3]	R2	L	2-3	SIU-Edwardsville	N. Nwokocha, Ariri
					1981	
11-18-81	H	R24	W	3-1	N.C. State	N.Nwokocha, Amatasiro, Igwebuike
11-22-81	H	R16	L	1-2	Alabama A&M (3OT)	N.Nwokocha
					1982	
11-17-82	H	R24	W	2-0	Alabama A&M	C.Nash, Ebunam
11-20-82	A	R16	L	1-2	Duke (PK)	C.Nash
					1983	
11-16-83	H	R24	L	0-1	Alabama A&M	
					1984	
11-18-84	A	R24	W	2-1	N.C. State	Conner, Murray
11-25-84	H	R16	W	3-1	Alabama A&M	Amatasiro, Murray, Eichmann
12-1-84	A	R8	W	1-0	Virginia	Conner
12-9-84	A	R4	W	4-1	UCLA	Otorubio, Landgren, Conner, Murray
12-16-84	N[4]	R2	W	2-1	Indiana	Conner, Lee
					1985	
11-17-85	H	R24	W	5-2	N.C. State	Murray 2, Conner 2, Fenton
11-24-85	H	R16	L	0-1	So. Carolina (PK)	

Adubarie Otorubio scored Clemson's first goal against UCLA in the 1984 national semifinals.

Paul Rutenis scored one of Clemson's two goals against San Diego State in the 1987 National Championhip match.

Pearse Tormey scored two goals in Clemson's 4-1 win over North Carolina in the 1987 Final Four.

NCAA TOURNAMENT RESULTS

								1987
11-15-87	A	R24	W	2-1		Evansville		Tormey, Murray
11-22-87	A	R16	W	2-1		Indiana		Najjar, Murray
11-29-87	A	R8	W	3-2		Rutgers		Murray 2, Boonstoppel
12-5-87	H	R4	W	4-1		North Carolina		Tormey 2, Veghte, Murray
12-6-87	H	R2	W	2-0		San Diego State		Rutenis, Richmond
								1990
11-11-90	H	R24	L	0-3		South Carolina		
								1991
11-17-91	A	R24	L	1-3		N.C. State		Guthrie
								1993
11-14-93	H	R32	W	2-0		UNC-Greensboro		Harris, I. Baba
11-21-93	H	R16	L	2-3		South Carolina		Harris 2
								1995
11-18-95	H	R32	W	2-0		College of Charleston		I. Baba 2
11-26-95	A	R16	L	1-3		Southern Methodist		Care
								1997
11-23-97	H	R32	W	5-0		UNC-Charlotte		Lisi (2), Wilson, Krakowiak, Williams
11-30-97	A	R16	W	1-0		South Carolina (OT)		Cavanaugh
12-6-97	A	R8	L	1-2		UCLA		Wilson
								1998
11-22-98	H	R32	W	5-0	(1)	Lafayette		Krakowiak (3) Bower, Cavanagh
11-29-98	H	R16	W	1-0		William & Mary		Bower
12-6-98	H	R8	L	1-2		Indiana	(8)	Krakowiak
								2000
11-19-00	H	R32	W	3-2	(2)	Furman		Lisi, Rhyne, Lewis
11-26-00	H	R16	L	1-2		Connecticut (OT)		Lisi
								2001
11-25-01	H	R32	W	1-0	(5)	Kentucky (3OT)		Cutler
12-2-01	H	R16	W	3-2		Ala.-Birmingham (OT)		Rivera, Onyewu (2)
12-9-01	A	R8	L	0-2		Indiana	(4)	
								2002
11-27-02	H	R32	W	1-1		Coastal Car. (PK)		Rhyne
11-30-02	A	R16	W	2-1		Wake Forest	(1)	Branan (2)
12-7-02	A	R8	L	0-2		Stanford		
								2003
11-21-03	A	R32	T	3-3		Virginia Tech (PK)		Cutler, Moore, Souders
								2005
11-18-05	H	R48	W	2-0		Coastal Carolina		Richards, Quintanar
11-22-05	A	R32	W	3-0		N.C. State	(14)	Richards, Quintanar, Poe
11-27-05	H	R16	W	1-0		Notre Dame		Richards
12-2-05	H	R8	W	1-0		Creighton		Roberts
12-9-05	N[5]	R4	L	1-2		New Mexico	(2)	Richards
								2006
11-16-06	H	R32	W	3-1		Gardner-Webb		Richards, Moore, Moojen
11-19-06	A	R16	L	0-3		UCLA		
								2013
11-21-13	A	R48	T	1-1		Elon (OT)		Moreno
								2014
11-24-14	H	R32	W	2-1		Coastal Carolina		Clowes, Campos
11-30-14	H	R16	L	1-2		North Carolina		Fisher
								2015
11-22-15	H	R32	W	5-2		Elon		Mafi, Casner (2), Chinchilla, Moreno
11-29-15	H	R16	W	3-2		UC Santa Barbara		Jones, Campos, Murphy
12-4-15	H	R8	T	1-1		Maryland		Jones
12-11-15	N[6]	R4	T	0-0		Syracuse		None
12-13-15	N[6]	R2	L	0-4		Stanford		None

NCAA TOURNAMENT RESULTS

						2016
11-20-16	H	R32	W	2-1	South Carolina	Happi (2)
11-27-16	H	R16	W	3-1	Albany	Bernikel (2), Happi
12-2-16	H	R8	L	1-0	Denver	None
						2017
11-19-17	H	R32	L	1-3	Coastal Carolina	Wright
						2019
11-24-19	H	R32	W	2-1 (OT)	Charlotte	Robinson, Barber
12-1-19	H	R16	W	2-1 (OT)	Providence	Robinson (2)
12-6-19	H	R8	T	1-1	Stanford	Seye // Stanford advances, 5-4 on PKs.
						2020
5-2-21	N[7]	R32	W	2-1	American	Seye, Brighton
5-6-21	N[5]	R16	T	1-1	Marshall	Johnson // Marshall advances, 7-6, on PKs.
						2021
11-21-21	H	R32	W	1-0 (2OT)	Denver	Agren
11-28-21	H	R16	W	2-1	Kentucky	C. Johnson, Gomez
12-4-21	A	R8	T	1-1	Oregon State	Fernandez-Salvador // Clemson advances, 4-3 on PKs
12-10-21	N	R4	T	1-1	Notre Dame	Fernandez-Salvador // Clemson advances 5-3 on PKs
12-12-21	N	R2	W	2-0	Washington	Reid (2)
						2022
11-20-22	H	R32	L	1-2	UCLA	Diop
						2023
11-19-23	H	R32	W	3-0	Charlotte	Sylla, Parrish, Duquenne
11-26-23	A	R16	W	1-0	New Hampshire	Sylla
12-2-23	H	R8	W	2-0	Stanford	Trimnal, Gibert
12-8-23	N[8]	R4	W	1-0	West Virginia	Smart
12-11-23	N[8]	R2	W	2-1	Notre Dame	Parrish, Sylla
						2024
11-24-24	H	R32	W	2-0	Providence	Musah (2)
11-26-24	A	R16	L (OT)	1-2	Wake Forest	Gyan
						2025
11-20-25	H	R32	L	0-1	Western Michigan	

N[3] - Tampa, FL
N[4] - Seattle, WA
N[5] - Cary, NC

N[1] - Miami, FL
N[2] - Philadelphia, PA
N[6] - Kansas City, KS
N[7] - Winston-Salem, N.C.
N[8] - Louisville, Ky.

* - National Consolation
NCAA Started seeding teams in 1994.

Clemson Wins over #1 Ranked Teams

When Clemson defeated Pittsburgh in men's soccer on April 17, 2021, it marked the eleventh time in history that Clemson had upset the nation's top ranked team in men's soccer. It was the 38th time Clemson has done it in all sports combined. The soccer team's 11 upsets of number-one is second in Clemson sports history to the baseball program's 17 wins over number-one. Clemson has also defeated number-one in men's basketball, men's tennis, women's basketball and women's soccer. Men's soccer has defeated the nation's No. 1 team in nine different seasons.

Clemson defeated number-one Wake Forest 2-1 in overtime in the NCAA Tournament on November 30, 2002 in Winston-Salem, NC.

The Tigers also defeated a #1 Virginia team, 2-1 at Virginia on a goal with just one second left by Jimmy Glenn. That is the latest game-winning regulation goal in Clemson history in any match.

The 2002 win over Wake Forest was the third time Clemson has beaten the number-one team in the NCAA soccer Tournament. It also took place in 1984 when Clemson beat a number-one Alabama A&M team 3-1 in the second round in a game played at Clemson. Clemson also defeated a number-one Indiana team in the second round of the 1987 tournament.

Clemson's 2-1 win over Pittsburgh on Nov. 22, 2020, secured the program its 15th ACC Championship. It also meant that the 2020-21 season was the first in program history with multiple wins against No. 1.

Clemson wins over Number-one Ranked Teams

Sport	Date	Site	Opponent	Score
Men's Soccer	**10-23-77**	**Clemson, S.C.**	**St. Louis**	**3-1**
Men's Soccer	9-19-82	Edwardsville, Ill.	SIU-Edwardsville	2-1
Men's Soccer	**11-25-84**	**Clemson, S.C.**	**Alabama A&M**	**3-1**
Men's Soccer	11-22-87	Bloomington, Ind.	Indiana	2-1
Men's Soccer	10-10-93	Charlottesville, Va.	Virginia	2-1
Men's Soccer	11-30-02	Winston-Salem, N.C.	W. Forest	2-1 (OT)
Men's Soccer	**9-8-06**	**Clemson, S.C.**	**Maryland**	**2-1**
Men's Soccer	**10-28-11**	**Clemson, S.C.**	**Maryland**	**2-1**
Men's Soccer	**10-13-20**	**Clemson, S.C.**	**Wake Forest**	**2-1**
Men's Soccer	11-22-20	Cary, N.C.	Pittsburgh	2-1
Men's Soccer	**4-17-21**	**Clemson. S.C.**	**Pittsburgh**	**2-0**

2021 NATIONAL CHAMPIONSHIP RUN

Clemson Knocks Off No. 1 Oregon State in Penalties to Advance to College Cup

Corvallis, Ore. -- The Clemson men's soccer team advanced to its ninth college cup with a comeback victory against No. 1 Oregon State (14-2-4) that took penalties to decide. George Marks made two penalty saves, and his save on the Beavers' fifth attempt ultimately sent Clemson to Cary for the semifinal. Each Tiger that stepped to the penalty spot made his attempt.

With just six minutes left in the match, the Tigers seemed to be destined for a season-ending defeat, but Oskar Ågren drew a penalty which Pipe Fernandez buried into the back of the net, sending Clemson to its second overtime match of the NCAA Tournament.

After a steady Oregon State attack in the first 30 minutes of the match, the Beavers got on the board when a corner kick found the head of Sofiane Djeffal. There was controversy as to whether or not George Marks stopped the ball before it crossed the goal line, but the effort was ruled a goal.

Clemson gathered some momentum in its pursuit of an equalizer. A few set pieces provided opportunities for the Tigers to get the game's second goal, but they were unable to convert. Notably, a free kick just inches outside the penalty area was blocked by the wall, and the Tigers went into the second half still searching for a shot on target. Oregon State earned six corners to Clemson's three in the first frame.

The Tigers continued pushing in the second half to find the equalizer. Clemson seized its best opportunity of the match in the 85th minute as senior Oskar Ågren drew a foul in the Oregon State penalty box. Senior midfielder Luis Felipe Fernandez-Salvador calmly walked up to the spot and crushed the ball into the upper left corner of the net to push the Tigers to overtime.

Freshman Tim Ströbeck took a dangerous shot on goal in the final minute of the first overtime and 100th minute of the match, but Beaver goalkeeper Adrian Fernandez came up with the save to push the Elite Eight battle to double overtime.

The final 10 minutes were not enough for either team to score and the Tigers and Beavers went to penalty kicks.

Senior goalkeeper George Marks shined yet again in the net, coming up huge for the Tigers and saving two of the Beaver's penalty kicks while Isaiah Reid, Oskar Ågren, Hamady Diop and Justin Malou were all perfect from the penalty spot. Both of Marks's saves came on diving efforts to the senior keeper's right-hand side.

"Incredibly happy and proud of the team," says Head Coach Mike Noonan. "Oregon State is a quality team that was deserving of the #1 ranking. We got stronger as the game went on, and I felt it fitting that we prevailed to advance. We spoke all week about doing something very hard. Trust, belief in each other and hard work carried the Tigers tonight. We couldn't be happier to represent Clemson and the ACC in this year's College Cup."

Up next, Clemson will head to the College cup for the ninth time in school history and take on ACC foe Notre Dame in the NCAA Tournament semifinal on December 10. The match will be broadcast on ESPNU and will kickoff at either 6 p.m. or 8:30 p.m.

2021 NATIONAL CHAMPIONSHIP RUN

Marks Comes Up Big, Malou Closes it Out as Tigers Advance to National Championship Game

CARY, N.C. -- After a penalty kick save by goalkeeper George Marks, Justin Malou placed a penalty perfectly into the
right-hand side of the net, sending the Tigers to their fifth National Championship Game in program history. No. 8 Clemson (15-5-2) and No. 4 Notre Dame (14-5-5) were tied 1-1 after 110 hard fought minutes, and Clemson came out on top of the penalty shootout for the second-straight game by a score of 5-3.

After the first three penalty takers for both teams made their attempts, Marks again played hero, propelling himself to his right to stop a well-taken penalty. Malou walked calmly and confidently to the spot and slotted his game-winning kick beautifully into the side-netting.

Notre Dame threatened early when a long-distance shot struck the crossbar, but ultimately stayed out of the net. It was the Tigers who struck first when Pipe Fernandez took a touch to his right and hit a brilliant shot that banged off the underside of the crossbar and over the goal line to give Clemson the first lead of the game.

The lead however was short-lived as a dangerous Notre Dame attack resulted in a penalty kick, which was calmly slotted into the right-hand side of the net, tying the game at one apiece in the 21st minute. Both defenses held steady for the remainder of the half. The Irish outshot the Tigers 4-3 and earned two corners to Clemson's zero.

Clemson came out of halftime committed to possession, but were unable to create any clear-cut chances in the first ten minutes of the half. Notre Dame created a turnover in dangerous territory with just over 20 minutes remaining, but the resulting shot rolled just wide of the frame.

The Tigers responded with two chances of their own when a Brandon Parrish cross found Mohamed Seye's head on the back post, but the Spanish native was unable to beat the keeper. Moments later, Callum Johnson found space at the top of the box, but his shot was also saved.

With just two minutes left in regulation, a very dangerous Irish cross found a head, but bounced over and wide of George Marks's net, and the two teams headed to overtime. The Clemson defense held strong in two overtime periods, sending the match to a shootout.

The Tigers and Fighting Irish went back and forth for the first three shots with successful attempts from John Martin, Luis Felipe Fernandez-Salvador and Oskar Ägren. Hamady Diop made the first attempt of the fourth frame before, once again, the senior captain Marks shined on the biggest stage in college soccer as he dove to his right side and saved the Fighting Irish's fourth penalty, before Malou's goal pushed Clemson over the edge and into the National Championship match.

Up next, Clemson will play the winner of No. 2 Washington vs. No. 3 Georgetown, which kicked off at WakeMed Soccer Park at 8:30 for the NCAA Division I National Championship. The Championship match will be televised on ESPNU and will kick off at 2 p.m. on Sunday, Dec. 12

2021 NATIONAL CHAMPIONSHIP RUN

CLEMSON WINS 2021 MEN'S SOCCER NATIONAL CHAMPIONSHIP

CARY, N.C. -- Junior forward Isaiah Reid's goal just 27 seconds into the College Cup final proved decisive as the Clemson Tigers upended No. 2 Washington, 2-0, to win the 2021 Men's Soccer National Championship. The victory marked the Tigers' third national title, joining the 1984 and 1987 teams, and the first under Head Coach Mike Noonan.

Several thousand Clemson fans, who made the four-hour trek to WakeMed Soccer park in Cary, N.C., shouted out the final ten seconds, as the club piled upon one another. Clemson knocked off the No. 1, No. 2 and No. 4, No. 9 and overall seeds on its tournament run.

The title was the seventh team National Championship in Clemson Athletics history, joining football (1981, 2016, 2018), men's golf (2003). Clemson is the only program in the country with three or more national championships in both men's soccer and football.

Reid, a Rock Hill, S.C. native, named the College Cup Offensive Most Outstanding Player, scored both Clemson goals in helping the Tigers to the historic 2-0 victory.

Reid's early stunner came when an Oskar Ågren clearance forced the Washington goalkeeper, Sam Fowler, to make a decision. Fowler came out to play a high bounce outside the box and missed in his effort to clear the ball, leaving Reid in on an empty goal. Reid took one touch and buried it in the open net for his eighth goal of the season.

Reid's first-half scoring wasn't done, as a brilliant cross off the left foot of senior Charlie Asensio found Reid about 12 yards from the goal. The junior forward lofted a header over the keeper, who watched helplessly as the ball sailed into the top left corner, doubling the Tigers lead and giving Reid the team-high in goals on the season with nine.

The second half was controlled beautifully by the Tigers, and George Marks, who was later named the Defensive MVP of the College Cup, organized the Tigers in the back end. He saved both of his chances on the day in picking up the clean sheet, his ninth of the season.

The Tigers managed just four shots in the game, but made them count, as two of them found the back of the net. Washington managed nine shots, with two finding the frame.

The Tigers are set to return to Clemson on Sunday night.

2023 NATIONAL CHAMPIONSHIP RUN

Clemson Downs Stanford to Advance to 10th College Cup

Clemson, S.C. – Behind a dominant performance from the offense and in front of an electric crowd, Clemson men's soccer punched their ticket to the 2023 College Cup on Saturday night, downing Stanford 2-0 in front of a sold-out Historic Riggs Field.

The Tigers have now reached the College Cup for the 10th time in school history and second time in three years. The win also marked the first-ever win over future ACC member Stanford, and allowed the Tigers to avenge 2019 heartbreak, when Stanford advanced to the College Cup from Historic Riggs Field, defeating Clemson in PKs.

The Tigers put pressure on Stanford immediately, getting two corners early. On the third corner, Joran Gerbet sent a perfect ball into the box and Gael Gibert got a head on it and flicked it into the far corner to give the Tigers a 1-0 lead in the 7'.

Clemson continued to push the pace of the game, out-shooting Stanford 6-0 in the first half. In the 37', Arthur Duquenne corralled a break, took a shot that was saved by the Stanford keeper, but Tyler Trimnal was there to recover the ricochet and send it in to double Clemson's lead.

The Tigers continued to control the game in the second half, keeping Stanford without a shot until the 54'. Neither team found the back of the net in the second half, but Joseph Andema made two key saves to preserve the shut-out.

Clemson now has outscored opponents 6-0 in three NCAA Tournament games this season.

Up next – Clemson will travel to Louisville, Ky., to face West Virginia in the 2023 College Cup semifinals. The Tigers join fellow ACC member Notre Dame, as well as Oregon State in Louisville.

Men's Soccer to Play for NCAA Title After 1-0 Win over No. 5 West Virginia

LOUISVILLE – Ninth-seeded Clemson advanced to the National Championship match with a 1-0 shutout over No. 5 West Virginia (17-3-4) in the College Cup semifinal at Lynn Family Stadium in Louisville, Ky. Kickoff for the final is scheduled for Monday at 6 p.m. and will be shown on ESPNU against either Notre Dame or Oregon State. Shawn Smart's second goal of the season, an incredible strike in the 37th minute, was all the Tigers would need in picking up the victory.

The Tigers (14-3-5) will advance to play in their sixth National Championship match in school history, the most recent a 2-0 victory over Washington in 2021. Clemson has claimed three titles in its history, including the 1984 and 1987 championships, and has appeared in three title games since 2015.

Clemson put five shots on goal, and surrendered just two all night against the Mountaineers in the teams' first meeting since 1974. Joseph Andema earned the shutout, his fourth of the NCAA Tournament and tenth on the season.

Shawn Smart got the Tigers on the board in the 37th minute with a wicked right foot on a give-and-go with Mohamed Seye. Smart controlled a ball in the middle of the field and played a high ball in to Seye, who headed it back to Smart. Smart got his right foot on it and sent it near-side with pace past WVU keeper Jackson Lee.

West Virginia had a chance for the equalizer in the 58th minute as Marcus Caldeira sent a rocket from long, but the ball sailed just high above Andema's outstretched hand.

Alex Meinhard gave the Tigers a chance to double the lead in the 65th minute as he dribbled to the left side of the box and let a shot go that Lee saved with his left foot. Trimnal had another chance in the 84th that Lee again kept out of net. However, Smart's goal would stand as the Tiger defense was up to the challenge.

2023 NATIONAL CHAMPIONSHIP RUN

CLEMSON UNITED WINS FOURTH NATIONAL CHAMPIONSHIP

Louisville, Ky. – Behind goals from Brandon Parrish and Ousmane Sylla, Clemson men's soccer won its fourth NCAA Championship on Monday night, downing ACC-foe Notre Dame, 2-1. Clemson's four team championships are the most by any program at Clemson.

Notre Dame was the first to get a good look in the game in the 8', but Joseph Andema made a diving stop to keep the Fighting Irish off the board. The Tigers had back-to-back corner kick opportunities in the 13', but could not find the back of the net.

Clemson had another corner opportunity in the 15', but again couldn't get a good look on goal. Following the Tigers' fifth corner of the first half, Brandon Parrish broke the 0-0 tie with a rocket to the top right corner. The corner was cleared by a Notre Dame defender, who sent it right to Parrish, who fired from outside the top of the box for his fourth goal of the season.

Notre Dame had two close looks following the Clemson goal, but Andema made his second save of the night and another Fighting Irish shot went just wide to keep the Tigers' lead in tact.

In the 38', Mohamed Seye narrowly missed doubling the Tigers' lead on a pass from Alex Meinhard. Notre Dame put pressure on the Tigers for the remaining five minutes of the half, but the Tigers were able to take the 1-0 lead into the locker rooms.

Notre Dame had three good chances to start the second half, as the Fighting Iris ramped up the offensive pressure against the Tigers. In the 56', Notre Dame had its' best look of the night, with a shot by Paddy Burns hitting the crossbar. The Fighting Irish continue to pressure the Tigers, this time getting a shot off in the 58' that Parrish saved from going in the net.

In the 63', Notre Dame's Bryce Boneau managed to get around the Clemson defense and have a good look at the goal, but missed just left. Five minutes later, the Tigers finally got another good look, with Remi Okunlola taking a pass from Ousmane Sylla and sending it to the lower right corner, but it was saved by ND.

Sylla netted his 13th goal of the season in the 70', after sending a pass out wide to Minehard. Minehard crossed it back to Sylla, who fired it past the diving keeper to give the Tigers' the 2-0 lead.

Notre Dame had a chance to cut into the lead in the 83', but KK Baffour's shot was wide right. In the 89', Notre Dame used a penalty kick off of a handball in the box to finally break through and become the first team in the NCAA Tournament to score a goal against the Tigers.

With the win, Clemson joins Maryland, UCLA, and San Francisco as men's soccer programs with four national championships.

Brandon Parrish, Shawn Smart, Alex Meinhard, and Joseph Andema were all named all-tournament team, while Pape Mar Boye was named the most outstanding defensive player and Ousmane Sylla was named the most outstanding offensive player.

TIGERS IN THE POLLS

The following is Clemson's rank in the weekly ISAA poll. Both the NSCAA and **Soccer America** polls are given beginning in 1980, the first year for the **Soccer America** poll.

Date	NSCAA	Record
1972		
Oct. 17	20	6-0-1
Oct. 24	14	8-0-1
Oct. 31	13	10-0-1
Nov. 7	13	11-0-1
Nov. 14	**11**	**13-0-1**
1973		
Preseason	T8	
Sept. 25	7	2-0
Oct. 2	5	3-0
Oct. 9	7	5-0
Oct. 16	5	6-0
Oct. 23	5	8-0
Oct. 30	6	9-0
Nov. 6	4	11-0
Nov. 13	**4**	**13-0**
1974		
Preseason	4	
Sept. 24	3	1-0
Oct. 1	3	4-0
Oct. 8	7	5-1
Oct. 15	6	6-1
Oct. 22	5	8-1
Oct. 29	6	9-2
Nov. 5	6	10-2
Nov. 12	**6**	**11-2**
1975		
Preseason	7	
Sept. 16	2	2-0
Sept. 23	1	2-0
Sept. 30	1	4-0
Oct. 7	1	5-0
Oct. 14	3	6-1
Oct. 21	2	8-1
Oct. 28	2	9-1
Nov. 4	1	10-1
Nov. 11	**1**	**12-1**
1976		
Preseason	2	
Sept. 21	3	2-0
Sept. 28	3	3-0
Oct. 5	1	5-0
Oct. 12	1	7-0
Oct. 19	1	9-0
Oct. 26	1	10-0
Nov. 2	1	12-0
Nov. 9	1	14-0-1
Dec. 7	**4**	**18-2-1**
1977		
Preseason	5	
Sept. 27	4	4-0
Oct. 4	2	6-0
Oct. 11	2	8-0
Oct. 18	2	10-0
Oct. 25	2	11-0
Nov. 1	1	12-0
Nov. 8	1	14-0
Dec. 20	**4**	**16-1**
1978		
Preseason	5	
Sept. 19	4	4-0
Sept. 26	4	5-0
Oct. 3	4	7-0
Oct. 10	2	9-0
Oct. 17	2	11-0
Oct. 24	3	11-0-1
Oct. 31	3	12-0-1
Nov. 7	3	14-0-1
Nov. 14	3	15-0-1
Nov. 21	3	16-0-1
Nov. 28	3	17-0-1
Dec. 5	3	17-0-1
Dec. 12	**3**	**18-1-1**
1979		
Preseason	3	
Sept. 18	3	2-0
Sept. 25	3	3-0
Oct. 2	3	4-0
Oct. 9	7	6-1
Oct. 16	7	7-1
Oct. 23	6	9-1
Oct. 30	6	10-1-1
Nov. 6	6	12-1-1
Nov. 13	7	13-1-1
Nov. 20	6	13-1-1
Nov. 27	5	14-1-1
Dec. 4	3	15-1-1
Dec. 11	**3**	**16-2-1**

Date	NSCAA	SA	Rec.
1980			
Preseason	1	2	
Sept. 9	NP	1	1-0
Sept. 16	1	1	2-0
Sept. 23	1	1	4-0
Sept. 30	17	4	5-1
Oct. 7	NR	T9	5-2-1
Oct. 14	NR	9	7-2-1
Oct. 21	**18**	**T11**	**7-2-2**
1981			
Preseason	NR	11	
Sept. 15	5	9	4-0
Sept. 22	3	5	5-0
Sept. 29	3	4	6-0
Oct. 6	5	6	6-1
Oct. 13	4	3	7-1
Oct. 20	4	3	9-1
Oct. 27	4	2	11-1
Nov. 3	3	2	13-1
Nov. 10	2	2	16-1
Nov. 17	2	2	17-1
Nov. 24	NP	5	18-2
Dec. 1	NP	5	18-2
Dec. 8	**8**	**5**	**18-2**
1982			
Preseason	7	12	
Sept. 14	2	5	3-0
Sept. 21	1	1	5-0
Sept. 28	6	5	5-1
Oct. 5	6	5	7-1
Oct. 12	5	5	9-1
Oct. 19	4	5	11-1
Oct. 26	5	5	12-1-1
Nov. 2	7	6	14-1-1
Nov. 9	4	4	16-1-1
Nov. 16	7	3	17-1-1
Nov. 23	**7**	**3**	**18-2-1**
1983			
Preseason	8	11	
Sept. 13	10	NP	3-0
Sept. 20	3	4	5-0
Sept. 27	2	3	6-0-1
Oct. 4	2	2	8-0-1
Oct. 11	2	2	10-0-1
Oct. 18	2	2	12-0-1
Oct. 25	2	2	14-0-1
Nov. 1	2	3	15-0-2
Nov. 8	6	7	16-1-2
Nov. 15	10	11	16-2-2
Nov. 22	12	18	16-3-2
Nov. 29	11	**18**	16-3-2
Dec. 13	**11**	**18**	**16-3-2**
1984			
Preseason	11	5	
Sept. 11	18	10	2-2
Sept. 18	16	12	4-2
Oct. 16	19	NR	10-3
Oct. 23	18	NR	13-3
Oct. 30	16	NR	15-3
Nov. 6	16	NR	16-4
Nov. 13	**9**	**9**	**17-4**
1985			
Preseason	1	11	
Sept. 10	1	5	2-0-1
Sept. 17	1	5	4-0-1
Sept. 24	1	5	6-0-1
Oct. 1	1	3	8-0-1
Oct. 8	1	2	10-0-1
Oct. 15	1	1	12-0-1
Oct. 22	1	1	14-0-1
Oct. 29	1	1	16-0-1
Nov. 5	3	1	17-1-1
Nov. 12	**4**	**3**	**18-2-2**
1986			
Preseason	6	1	
Sept. 9	4	2	1-0-1
Sept. 16	4	1	3-0-1
Sept. 23	5	1	5-0-2
Sept. 30	16	8	6-1-2
Oct. 7	19	12	7-2-2
Oct. 14	19	12	8-3-2
Oct. 21	18	15	9-4-2
Oct. 28	19	NR	10-5-2
Nov. 11	**19**	**18**	**12-6-2**
1987			
Preseason	20	NR	
Oct. 6	NR	16	8-2
Oct. 13	10	8	10-2
Oct. 20	10	8	11-2-1
Oct. 27	12	10	12-3-1
Nov. 3	12	8	13-4-1
Nov. 10	**NR**	**16**	**13-5-2**
1988			
Preseason	7	3	
Sept. 6	NP	3	2-0
Sept. 13	3	4	4-0

TIGERS IN THE POLLS

Sept. 20	16	20	4-1-1
Sept. 27	4	3	5-1-2
Oct. 4	13	8	6-2-2
Oct. 11	NR	9	7-3-2
Oct. 18	NR	13	8-4-2
Oct. 25	NR	19	9-5-2
Nov. 1	**NR**	**19**	**10-6-2**
1989			
Preseason	NR	18	
Sept. 5	NP	18	1-1
Sept. 12	NR	19	2-2
Oct. 10	NR	19	9-3-1
Oct. 17	NR	12	11-3-1
Oct. 24	20	18	12-4-1
Oct. 31	**NR**	**18**	**13-5-1**
1990			
Sept. 11	NR	18	3-1
Sept. 18	6	10	5-1
Sept. 25	4	6	7-1
Oct. 2	7	6	8-2
Oct. 9	3	3	11-2
Oct. 16	2	1	13-2
Oct. 23	2	1	15-2
Oct. 30	2	1	16-2-1
Nov. 6	**5**	**4**	**16-3-1**
1991			
Preseason	7	5	
Sept. 10	NR	11	0-1-1
Sept. 17	NR	16	1-2-1
Sept. 24	NR	13	3-2-1
Oct. 1	NR	13	4-2-2
Oct. 8	NR	18	6-3-2
Oct. 15	NR	18	8-3-2
Oct. 22	19	18	10-3-2
Oct. 29	NR	19	11-4-2
Nov. 5	13	15	13-4-2
Nov. 12	**NR**	**18**	**13-5-2**
1992			
Preseason	15	8	
Sept. 9	NP	6	2-0
Sept. 15	11	6	3-0-1
Sept. 22	9	6	4-0-2
Sept. 29	5	5	5-0-2
Oct. 6	4	4	7-0-3
Oct. 13	16	10	8-2-3
Oct. 20	NR	18	8-4-3
Oct. 27	25	15	10-4-3
Nov. 3	NR	NR	11-5-3
Nov. 10	**NR**	**19**	**12-6-4**
1993			
Preseason	6	5	
Sept. 14	11	NR	2-1-1
Sept. 21	6	13	4-1-1
Sept. 28	5	9	7-1-1
Oct. 5	5	14	8-2-1
Oct. 12	T4	6	10-2-1
Oct. 19	4	5	12-2-1
Oct. 26	3	3	14-2-1
Nov. 2	4	6	15-3-1
Nov. 9	**5**	**7**	**17-4-1**
1994			
Preseason	8	6	
Sept. 6	NP	6	1-0
Sept. 13	2	2	3-0
Sept. 20	5	6	4-1
Sept. 27	NR	18	4-3
Nov. 1	**NR**	**18**	**12-6**
1995			
Preseason	3	2	
Sept. 5	NP	8	1-1
Sept. 12	10	5	2-1
Sept. 19	25	5	3-2
Sept. 26	10	5	5-2
Oct. 3	8	5	6-2-1
Oct. 10	7	4	7-2-1
Oct. 17	7	3	8-3-1
Oct. 24	13	8	10-4-1
Oct. 31	7	6	11-4-1
Nov. 6	7	6	13-4-1
Nov. 13	**6**	**5**	**15-5-1**
1996			
Sept. 2	17	NR	1-0-0
Sept. 9	18	15	2-1-0
Sept. 16	18	14	3-1-0
Sept. 23	20	17	4-2-0
Sept. 30	24	19	5-2-1
Oct. 28	NR	17	9-5-2
Nov. 4	**NR**	**14**	**10-5-2**
1997			
Preseason	20	20	
Sept. 1	16	NR	1-0-0
Oct. 13	NR	20	6-4-1
Oct. 20	NR	16	7-4-2
Oct. 27	15	14	8-4-2
Nov. 3	13	11	9-4-2
Nov. 10	24	15	9-5-2
Nov. 17	NR	**16**	9-6-2
Dec. 17	**12**	**NP**	**11-7-3**
1998			
Preseason	12	7	
Sept. 7	3	4	3-0
Sept. 14	3	1	4-0
Sept. 21	9	4	5-1
Sept. 28	8	4	7-1
Oct. 5	7	4	9-1
Oct. 12	5	4	11-1
Oct. 19	4	3	13-1
Oct. 26	2	2	15-1
Nov. 2	1	2	17-1
Nov. 9	1	2	18-1
Nov. 16	1	**1**	20-1
Dec. 15	**4**	**NP**	**22-2**
1999			
Preseason	4	4	
2000			
Preseason	NR	5	
Sept. 4	NR	4	2-0
Sept. 11	NR	10	2-1
Sept. 18	NR	16	3-2
Sept. 25	NR	11	5-2
Oct. 2	20	8	7-2
Oct. 9	17	9	7-2-1
Oct. 16	24	11	8-3-1
Oct. 23	19	8	10-3-1
Oct. 30	14	6	12-3-1
Nov. 6	7	5	13-3-1
Nov. 13	4	8	13-3-2
Dec. 15	**8**	**NP**	**14-4-2**
2001			
Preseason	8	6	
Sept. 3	NR	16	1-1
Sept. 10	NR	20	3-2
Sept. 17	NP	20	3-2
Sept. 24	NR	17	4-2
Oct. 1	24	14	6-2
Oct. 8	14	11	7-2
Oct. 15	15	11	8-3
Oct. 22	9	8	10-3
Oct. 29	6	5	12-3
Nov. 5	13	10	12-4
Nov. 12	9	8	14-4
Nov. 19	6	4	17-4
Dec. 17	**7**	**NP**	**19-5**
2002			
Preseason	9	8	
Sept 3	5	5	1-0-1
Sept. 10	2	2	2-0-1
Sept. 17	14	10	2-1-1
Sept. 23	11	6	4-1-1
Sept. 30	9	4	6-1-1
Oct. 7	9	4	7-1-1
Oct. 14	8	4	9-1-1
Oct. 21	6	4	9-1-2
Oct. 28	8	6	10-2-2
Nov. 4	17	12	10-3-3
Nov. 11	21	12	11-3-3
Nov. 18	13	**14**	12-4-3
Dec. 18	**7**		13-5-4
2003			
Preseason	21	9	
Sept. 1	23	19	1-1
Sept. 8	24		2-2
Sept. 15	24		3-2-1
2004			
Preseason	NR	24	
2005			
Sept. 6	13	NR	1-0
Sept. 13	12	24	3-0-1
Sept. 20	17	NR	3-1-1
Sept. 27	22	NR	4-2-1
Nov. 7	16	21	10-4-3
Nov. 14	15	12	11-5-3
Final	**T3**	**NP**	**15-6-3**
2006			
Preseason	6	6	
August 28	NP	5	1-0
Sept. 4	4	5	4-0
Sept. 11	2	3	5-0
Sept. 18	1	2	7-0
Sept. 25	2	2	8-0-1
Oct. 2	4	5	8-1-1
Oct. 9	3	7	9-2-1
Oct. 16	11	11	10-3-1
Oct. 23	10	12	11-3-2
Oct. 30	6	9	12-3-2
Nov. 6	10	9	12-4-2
Final	**13**	**NP**	**13-5-2**
2007			
Preseason	12	NR	

TIGERS IN THE POLLS

Sept 4	19	NR	1-1
2013			
Sept. 10	20	9	4-0
Sept. 17	13	4	5-0
Sept. 24	16	15	6-1
Oct. 1	13	14	7-1-1
Oct. 8	17	17	7-2-1
Oct. 15	9	9	8-2-2
Oct. 22	14	23	9-3-2
Oct. 29	19	NR	
Nov. 5	NR	NR	
Nov. 12	NR	NR	
Nov. 19	**NR**	**24**	
2014			
Preseason	NR	19	0-0
Sept. 2	25	18	1-0
Nov. 4	20	17	10-6-1
Nov. 11	14	19	10-6-2
Nov. 18	7	NP	11-6-3
Final	**11**	**NP**	**12-7-3**
2015			
Preseason	11	8	0-0
Sept. 1	9	6	2-0
Sept. 8	9	5	3-0-1
Sept. 15	14	7	3-1-1
Sept. 22	6	5	6-1-1
Sept. 29	5	5	6-1-2
Oct. 6	5	5	8-1-2
Oct. 13	4	5	10-1-2
Oct. 20	4	5	11-1-2
Oct. 27	3	4	13-1-2
Nov. 3	2	2	14-1-2
Nov. 10	2	NP	15-1-2
Nov. 17	3	NP	15-2-2
Final	**2**	**NP**	**17-3-4**
2016			
PS	3	6	0-0
Aug. 30	2	3	2-0
Sept. 6	2	2	3-0
Sept. 13	6	5	3-1
Sept. 20	7	7	3-1-1
Sept. 27	5	5	5-1-1
Oct. 4	5	5	7-1-1
Oct. 11	3	5	8-1-2
Oct. 18	8		9-2-3
Oct. 25	5		9-2-4
Nov. 1	3		11-2-4
Nov. 8	3		11-2-5
Nov. 15	3		12-3-5
Final	**5**	**6**	**14-4-5**
2017			
Preseason	5		
Aug. 29	5		2-0
Sept. 5	3		4-0
Sept. 12	10		4-1
Sept. 19	8		5-1
Sept. 26	6		7-1
Oct. 3	5		8-2
Oct. 10	11		8-3
Oct. 17	7		10-3
Oct. 24	4		11-3
Oct. 31	9		11-4
Nov. 7	5		12-4-1
Nov. 14	5		12-5-1
Final	**17**	**6**	**12-6-1**
2018			
Preseason	11		
2019			
Preseason	RV		
Sept. 3	19		2-0
Sept. 10	13		4-0
Sept. 17	7		5-0
Sept. 24	4		7-0
Oct. 1	6		8-1
Oct. 8	11		9-1-1
Oct. 15	8		10-1-1
Oct. 22	3		11-1-1
Oct. 29	2		13-1-1
Nov. 5	2		14-1-1
Nov. 12	1		15-1-1
Nov. 19	3		16-2-1
Final	**5**		**18-2-2**
2020			
Preseason	NP		
Sept. 22	2		0-0
Sept. 29	3		0-0
Oct. 6	3		2-0
Oct. 13	NR		2-1
Oct. 20	3		4-1
Oct. 27	3		5-1
Nov. 3	5		5-2-1
Nov. 10	4		5-2-1
Nov. 17	2		6-2-1
Nov. 24	1		8-2-1
Mar. 2	1		8-2-1
Mar. 9	1		9-2-1
Mar. 16	1		10-2-1
Mar. 23	1		11-2-1
Mar. 30	1		12-2-1
Apr. 6	3		12-2-2
Apr. 13	4		12-3-2
Apr. 20	1		13-3-3
Final	**7**		**14-3-3**
2021			
Preseason	6		
Aug. 31	4		2-0
Sept. 7	2		3-0
Sept. 14	2		6-0
Sept. 21	2		7-0
Sept. 28	19		7-2
Oct. 5	21		8-2
Oct. 12	23		9-3
Oct. 19	6		10-3
Oct. 26	15		10-4
Nov. 2	9		12-4
Nov. 9	9		13-4
Final	**1**		**16-5-3**
2022			
Preseason	1		
Aug. 30	1		2-0
Sept. 6	1		3-0
Sept. 13	1		5-0
Sept. 20	10		7-1
Sept. 27	17		7-2
Oct. 4	23		8-2
Oct. 11	18		8-2-1
Oct. 18	NR		8-4-1
Oct. 25	NR		9-5-1
Nov. 1	NR		10-5-1
Nov. 8	18		12-5-1
Final	**13**		**13-7-1**
2023			
Preseason	9		
Aug. 29	RV		0-1-1
Sept. 5	NR		1-1-1
Sept. 12	NR		2-2-1
Sept. 19	RV		4-2-1
Sept. 26	RV		5-3-1
Oct. 3	RV		6-3-1
Oct. 10	21		8-3-1
Oct. 17	15		8-3-2
Oct. 24	10		9-3-2
Oct. 31	14		9-3-3
Nov. 7	14		9-3-4
Final	**1**		**15-3-5**
2024			
Preseason	1		
Aug. 27	1		1-0-0
Sept. 3	3		1-0-1
Sept. 10	5		1-1-1
Sept. 17	4		3-1-2
Sept. 4	12		4-1-2
Oct. 1	24		5-2-2
Oct. 8	12		6-2-2
Oct. 15	8		7-2-2
Oct. 22	3		8-2-2
Oct. 29	2		10-2-2
Nov. 5	7		11-2-3
Final	**9**		**15-3-4**
2025			
Preseason	9		
Aug. 21	9		0-0-1
Aug. 25	6		2-0-1
Sept. 1	3		3-0-1
Sept. 8	2		3-1-1
Sept. 15	14		3-1-2
Final	**9**		**11-2-6**

NP-Denotes No Poll
NR-Denotes Not Ranked
RV-Denotes Receiving Votes

WEEKLY NUMBERS

Polls Ranked Within...	
Top 25	414
Top 10	300
Top 5	204
No. 1	43

Years Ranked Within Preseason Poll at...	
Top 25	39
Top 10	28
Top 5	14
No. 1	5

TIGERS IN THE FINAL POLLS

YEAR	NSCAA	SA.
1972	11th	NP
1973	4th	NP
1974	6th	NP
1975	1st	NP
1976	4th	NP
1977	4th	NP
1978	3rd	NP
1979	3rd	NP
1981	8th	5th
1982	7th	3rd
1983	11th	18th
1984	9th	9th
1985	4th	3rd
1986	19th	18th
1987	NR	16th
1990	5th	4th
1991	5th	18th
1992	NR	19th
1993	5th	7th
1995	6th	5th
1997	12th	16th
1998	4th	1st
2000	8th	8th
2001	7th	4th
2002	7th	14th
2005	12th	T-3rd
2006	13th	9th
2013	NR	24th
2014	11th	19th
2015	2nd	2nd
2016	5th	6th
2017	17th	6th
2019	5th	NP
2020	7th	NP
2021	1st	NP
2022	13th	
2023	1st	NP
2024	9th	
2025	NR	

TIGER ALL-AMERICANS

HERMANN TROPHY WINNERS

1987 Bruce Murray
1998 Wojtek Krakowiak
2019 Robbie Robinson
2023 Ousmane Sylla

HERMANN TROPHY FINALIST

1987 Bruce Murray
1993 Jimmy Glenn
1994 Wolde Harris
1995 Wolde Harris
1997 Matt Jordan
1998 Wojtek Krakowiak
2001 Oguchi Onyewu
2006 Dane Richards
2019 Robbie Robinson
2021 Oskar Agren
2023 Ousmane Sylla

HERMANN TROPHY SEMIFINALISTS

1987 Bruce Murray
1993 Jimmy Glenn
1994 Wolde Harris
1995 Wolde Harris
1997 Matt Jordan
1998 Wojtek Krakowiak
2001 Oguchi Onyewu
2006 Dane Richards
2015 Paul Clowes
Kyle Fisher
2019 Philip Mayaka
Robbie Robinson
2021 Oskar Agren
2023 Ousmane Sylla
2024 Joran Gerbet
2025 Ransford Gyan

MISSOURI AWARD FINALISTS

1986 Eric Eichman (5th)
1987 Bruce Murray (2nd)
1993 Jimmy Glenn (4th)
1995 Imad Baba (5th)
Miles Joseph (8th)
1997 Matt Jordan

SOCCER AMERICA NATIONAL PLAYER-OF-THE-YEAR

1998 Wojtek Krakowiak

SOCCER TIMES NATIONAL PLAYER-OF-THE-YEAR

1998 Wojtek Krakowiak

COLLEGE SOCCER WEEKLY NATIONAL PLAYER-OF-THE-YEAR

1998 Wojtek Krakowiak

NSCAA COACH OF THE YEAR

2015 Mike Noonan
2021 Mike Noonan

NSCAA GOALKEEPER OF THE YEAR

1983 Jamie Swanner

NSCAA PLAYER-OF-THE-YEAR

1987 Bruce Murray

UNITED SOCCER COACHES/NSCAA ALL-AMERICANS

(44 TOTAL HONORS // 37 INDIVIDUALS)

1968 Mark Rubich (*HM)
1972 Nabeel Kammoun (*HM)
1973 Henry Abadi (1st)
1973 Clyde Browne (3rd)
1974 Clyde Browne (*HM)
1978 Christian Nwokocha (*HM)
1979 Nnamdi Nwokocha (1st)
1981 Nnamdi Nwokocha (3rd)
1982 Mo Tinsley (3rd)
Adubarie Otorubio (1st)
1983 Adubarie Otorubio (2nd)
Jamie Swanner (1st)
1984 Adubarie Otorubio (1st)
1985 Bruce Murray (1st)
Eric Eichmann (1st)
Gary Conner (2nd)
1986 Eric Eichmann (3rd)
1987 Bruce Murray (1st)
Paul Rutenis (1st)
1989 Pearse Tormey (2nd)
1990 Pearse Tormey (3rd)
Jimmy Glenn (2nd)
1991 Andy Pujats (2nd)
1993 Jimmy Glenn (1st)
1995 Wolde Harris (2nd)
Dana Quick (2nd)
1996 Danny Care (3rd)
1997 Matt Jordan (1st)
1998 Wojtek Krakowiak (1st)
2000 Mark Lisi (1st)
Mike Potempa (2nd)
2001 Oguchi Onyewu (2nd)
2002 Doug Warren (1st)
Dimelon Westfield (2nd)
2005 Phil Marfuggi (2nd)
Nathan Sturgis (3rd)
2006 Dane Richards (2nd)
2013 Thomas McNamara (2nd)
2015 Kyle Fisher (1st)
Paul Clowes (2nd)
Andrew Tarbell (2nd)
T.J. Casner (3rd)
2019 Robbie Robinson (1st)
Philip Mayaka (2nd)
Kimarni Smith (2nd)
Malick Mbaye (3rd)
2021 Oskar Agren (2nd)
2023 Ousmane Sylla (1st)
2024 Joran Gerbet (1st)

**** - HM distinction does not count in All-American totals for the program.***

SOCCER AMERICA MVPS (ALL-AMERICANS)

1978 Damian Ogunsuyi
1981 Nnamdi Nwokocha
1983 Adubarie Otorubio
Jamie Swanner
1985 Eric Eichmann
Bruce Murray
1987 Bruce Murray
1993 Jimmy Glenn
1998 Wojtek Krakowiak
2000 Mark Lisi
2001 Oguchi Onyewu
2005 Nathan Sturgis
Phil Marfuggi
2019 Robbie Robinson (1st)
Philip Mayaka (2nd)
Kimarni Smith (2nd)
Malick Mbaye (3rd)

SOCCER AMERICA ROOKIE-OF-THE YEAR

1984 Bruce Murray

SOCCER AMERICA FRESHMEN ALL-AMERICANS

1987 Joey Feinberg
1990 Andres Alos
1990 Jimmy Glenn
1992 Jamahl Green
1996 Paul Stalteri
2000 Oguchi Onyewu
2006 Greg Eckhardt, 2nd Team
2010 Cody Mizell
2011 Brynjar Benediktsson (2nd)

COLLEGE SOCCER NEWS ALL-AMERICANS

2000 Mark Lisi
2001 Oguchi Onyewu (2nd)
2002 Dimelon Westfield
2005 Nathan Sturgis (2nd)
Phil Marfuggi (3rd)
2006 Dane Richards (2nd)
2013 Thomas McNamara
2019 Robbie Robinson (1st)
Malick Mbaye (1st)
Kimarni Smith (3rd)
2020 Kimarni Smith (1st)
2021 Oskar Agren (1st)

COLLEGE SOCCER NEWS ALL-FRESHMAN TEAM

2015 Patrick Bunk-Andersen (2nd)

TIGER ALL-AMERICANS

2016	Malick Mbaye (1st)
	Tanner Dieterich (3rd)
2018	Charlie Asensio (3rd)
2019	Philip Mayaka (1st)
	Oskar Agren (3rd)

SOCCER AMERICA ALL-DECADE TEAM SELECTED FOR THE 80S

Bruce Murray, Adabarie Otorubio

SOCCER AMERICA ALL-CENTURY

Adubarie Otorubio, Bruce Murray

SOCCER NEWS ALL-AMERICANS (First Team Only)

1993	Jimmy Glenn
	Miles Joseph
1994	Wolde Harris
1998	Wojtek Krakowiak
	Josh Campbell

SOCCERTIMES.COM ALL-AMERICANS

1998	Wojtek Krakowiak (1st)
	Josh Campbell (2nd)
	Mike Potempa (2nd)
2000	Mark Lisi (1st)
	Mike Potempa

COLLEGE SOCCER.COM ALL-AMERICANS

2001	Oguchi Onyewu (1st)
	Ian Fuller (HM)

ALL-FINAL FOUR TEAM

2005	Dane Richards
2005	Justin Moore
2015	Andrew Tarbell
	Kyle Fisher
	Paul Clowes
2021	Oskar Agren
	Justin Malou
	George Marks (Defensive MVP)
	Isaiah Reid (Offensive MVP)
2023	Brandon Parrish
	Shawn Smart
	Alex Meinhard
	Joseph Andema
	Pape Mar Boye (Defensive MVP)
	Ousmane Sylla (Offensive MVP)

NCAA TOURNAMENT NATIONAL TOURNAMENT GAME MVP

1984	Maxwell Amatasiro

TOP DRAWER SOCCER ALL-AMERICANS

2005	Nathan Sturgis (3rd)
2006	Dane Richards (2nd)
	Phil Marfuggi (3rd)
	Frederico Moojen (4th)
2017	Oliver Shannon (3rd)
2021	Oskar Agren (1st)
	George Marks (3rd)
2023	Ousmane Sylla (1st)
	Brandon Parrish (3rd)
2024	Joran Gerbet (2nd)

TOP DRAWER SOCCER FRESHMAN OF THE YEAR

2024	Ransford Gyan

TOP DRAWER SOCCER ROOKIE ALL-AMERICAN TEAM

2006	Greg Eckhardt (1st)
2010	Cody Mizell (2nd)
2016	Malick Mbaye (1st)
2023	Pape Mar Boye (1st)
2024	Ransford Gyan (1st)
	Wahabu Musah (2nd)

TOP DRAWER SOCCER TOP 100

2019	Robbie Robinson	#3
	Kimarni Smith	#35
	Malick Mbaye	#49
	Tanner Dieterich	#60
2020	Justin Malou	#35
	Oskar Agren	#67
	Charlie Asensio	#97
2021	Oskar Agren	#3
	George Marks	#32
	Justin Malou	#42
	Charlie Asensio	#98
2022	Hamady Diop	#43
	Ousmane Sylla	#50
2023	Ousmane Sylla	#2
	Brandon Parrish	#32
2024	Joran Gerbet	#17
	Alex Meinhard	#76
2025	Ransford Gyan	#22
	Nathan Richmond	#95

TOP DRAWER SOCCER FRESHMAN TOP 100

2019	Philip Mayaka	#2
	Oskar Agren	#32
2020	Ousmane Sylla	#36
	Hamady Diop	#40
2021	Elton Chifamba	#69
2022	Adam Lundegard	#36
2023	Pape Mar Boye	#2
	Arthur Duquenne	#12
2024	Ransford Gyan	#1
	Wahabu Musah	#11
	Lukas Magnason	#38
2025	Kwaku Agyabeng	#8

NSCAA ALL-SOUTH

CLEMSON'S NSCAA /USC ALL-SOUTH PERFORMERS

1968
Mark Rubich (2nd)
Frank Schmidt (4th)

1969
Mark Rubich (2nd)
Roger Collins (3rd)

1970
Andy Demori
Joe Albandre (5th)

1971
Nabeel Kammoun
Robert Bradford (5th)

1972
Nabeel Kammoun (2nd)
Henry Abadi (3rd)
Clyde Brown (3rd)

1973
Henry Abadi
Clyde Brown
Woolley Ford (3rd)

1974
Clyde Brown
Ralston Moore (4th)
Clyde Watson (4th)
Rennie Phillips (5th)

1975
Ralston Moore (2nd)
Clyde Browne (3rd)
Godwin Ogbueze (4th)
Benedict Popoola (5th)

1978
Christian Nwokocha

1979
Nnamdi Nwokocha

1981
Nnamdi Nwokocha
Mo Tinsley (2nd)
Adubarie Otorubio (3rd)

1982
Adubarie Otorubio
Mo Tinsley
Jamie Swanner (3rd)
Arthur Ebunam (3rd)

1983
Jamie Swanner
Adubarie Otorubio
Charlie Morgan (2nd)

1984
Adubarie Otorubio
Eric Eichmann
Charlie Morgan (2nd)

1985
Gary Conner
Paul Rutenis
Bruce Murray

1986
Bruce Murray
Eric Eichmann
Gary Conner (2nd)
Richard Landgren (2nd)

1987
Bruce Murray
Jamey Rootes

1988
Pearse Tormey (2nd)
Joey Feinberg (3rd)

1989
Pearse Tormey
Edo Boonstoppel (3rd)

1990
Jimmy Glenn
Pearse Tormey
Jaro Zawislan
Andy Pujats (3rd)

1991
Andy Pujats
Jaro Zawislan (2nd)

1992
Andy Pujats
Jaro Zawislan (2nd)

1993
Jimmy Glenn
Imad Baba
Miles Joseph
Jaro Zawislan
Wolde Harris (3rd)

1994
Wolde Harris
Miles Joseph

1995
Wolde Harris
Dana Quick

Imad Baba (2nd)
Miles Joseph (2nd)

1996
Danny Care

1997
Matt Jordan
Wojtek Krakowiak (2nd)

1998
Wojtek Krakowiak
Mark Lisi
Jeff Bilyk (2nd)

1999
Alan Woods
Mark Lisi (2nd)
Mike Potempa (3rd)

2000
Mark Lisi
Mike Potempa

2001
Oguchi Onyewu
Doug Warren
Ian Fuller (2nd)

2002
Ricky Lewis
Doug Warren
Dimelon Westfield
Oskar Bringsved (2nd)

2003
Chase Higenbrink (3rd)

2004
Justin Moore (3rd)

2005
Nathan Sturgis
Phil Marfuggi

2006
Dane Richards
Phil Marfuggi (2nd)
Alan O'Hara (2nd)
Frederico Moojen (3rd)

2007
Greg Eckhardt (3rd)

2008
Joe Bendik (3rd)
David Newton (3rd)

2009
David Newton (3rd)

2011
Brynjar Benediktson (3rd)

2013
Thomas McNamara
Kyle Fisher (3rd)

2014
Kyle Fisher (3rd)
Phanuel Kavita (3rd)

2015
Kyle Fisher
Andrew Tarbell
Paul Clowes
T.J. Casner

2018
Patrick Bunk-Andersen (3rd)

2019
Robbie Robinson (1st)
Philip Mayaka (1st)
Malick Mbaye (1st)
Kimarni Smith (1st)
George Marks (2nd)

2020
Kimarni Smith (1st)
Philip Mayaka (2nd)
Grayson Barber (2nd)
Oskar Agren (3rd)

2021
Oskar Agren (1st)
Hamady Diop (2nd)
Ousmane Sylla (2nd)
George Marks (3rd)

2022
Hamady Diop (2nd)
Ousmane Sylla (2nd)

2023
Ousmane Sylla (1st)
Brandon Parrish (3rd)
Joran Gerbet (2nd)
Pape Mar Boye (3rd)
Gael Gibert (2nd)

2024
Joran Gerbet (1st)
Ransford Gyan (1st)
Alex Meinhard (1st)
Adam Lundegard (3rd)

ACC HONORS

ACC MALE ATHLETE OF THE YEAR

2020 - Robbie Robinson

ACC 50-YEAR ANNIVERSARY TEAM SELECTIONS

Clyde Browne	1972-75
Eric Eichmann	1983-86
Jimmy Glenn	1990-93
Wolde Harris	1993-95
Matt Jordan	1994-97
Miles Joseph	1992-94
Wojtek Krakowiak	1997-98
Mark Lisi	1997-2000
Bruce Murray	1984-87
Nnamdi Nwokocha	1979-91
Oguchi Onyewu	2000-01
Adubarie Otorubio	1981-84
Clyde Watson	1973-76

ACC ALL-FRESHMAN TEAM

2006 - Greg Ekhardt
2007 - Tommy Drake
2008 - Francklin Blaise
2010 - Cody Mizell
2011 - Brynjar Benediktsson
Amadou Dia
2015 - Patrick Bunk-Andersen
2016 - Tanner Dietrich
Malick Mbaye
2017 - Robbie Robinson
2018 - Charlie Asensio
2019 - Philip Mayaka
Oskar Agren
2020 - Hamady Diop
Ousmane Sylla
2022 Joseph Andema
2023 Pape Mar Boye
2024 Ransford Gyan
Wahabu Musah
Lukas Magnason
2025 Kwaku Agyabeng

ACC PLAYER OF THE YEAR

1972 - Clyde Browne
1973 - Clyde Browne
1974 - Clyde Browne
1975 - Clyde Browne
Godwin Ogbueze
1976 - Godwin Ogbueze
1977 - Benedict Popoola
1978 - Damian Ogunsuyi
1979 - Nnamdi Nwokocha
1983 - Adubarie Otorubio
1985 - Gary Conner
1993 - Jimmy Glenn
1998 - Wojtek Krakowiak

ACC COACH-OF-THE-YEAR

1973 - Dr. I.M. Ibrahim
1978 - Dr. I.M. Ibrahim
1985 - Dr. I.M. Ibrahim
1990 - Dr. I.M. Ibrahim
1993 - Dr. I.M. Ibrahim
1998 - Trevor Adair
2019 - Mike Noonan

ACC ROOKIE/FRESHMAN OF THE YEAR

1990 - Jimmy Glenn
1996 - Paul Stalteri
2019 - Philip Mayaka
2024 - Ransford Gyan

ACC OFFENSIVE PLAYER OF THE YEAR

2019 - Robbie Robinson

ACC MIDFIELD PLAYER OF THE YEAR

2015 - Paul Clowes
2024 Joran Gerbet
2025 Ransford Gyan

ACC DEFENSIVE PLAYER OF THE YEAR

2005 - Nathan Sturgis
2015 - Kyle Fisher
2019 - Malick Mbaye

MVP ACC TOURNAMENT

1993 - Jaro Zawislan
1998 - Josh Campbell
2001 - Ian Fuller
2014 - Paul Clowes
2023 - Ousmane Sylla

ALL-ACC TOURNAMENT TEAM

1987 - Bruce Murray
1992 - Nidal Baba
Miles Joseph
Jaro Zawislan
1993 - Jimmy Glenn
Miles Joseph
Jeff Yenzer
Jaro Zawislan
1994 - Rivers Guthrie
Wolde Harris
1995 - Imad Baba
Matt Jordan
Miles Joseph
Dana Quick
1997 - Jody DeBruin
1998 - Jeff Bilyk
Scott Bower
Josh Campbell
Wojtek Krakowiak
Mark Lisi
2000 - Ian Fuller
2001 - Ian Fuller
Ross Goodacre
Ricky Lewis
Oguchi Onyewu
Doug Warren
2002 - Steven Rhyne
Dimelon Westfield
2005 - Dane Richards
2009 - Nathan Thornton
2012 - Manolo Sanchez
2013 - Thomas McNamara
2014 - Ara Amirkhanian
Bobby Belair
Paul Clowes
Kyle Fisher
Phanuel Kavita
Andrew Tarbell
2015 - Paul Clowes
Kyle Murphy
2016 - Malick Mbaye
Oliver Shannon
2017 - Diego Campos
Justin Malou
2019 - James Brighton
Tanner Dieterich
Philip Mayaka
2020 - Grayson Barber
Justin Malou
Philip Mayaka
Kimarni Smith
2021 Oskar Agren
Quinn McNeill
2022 Hamady Diop
Brandon Parrish
Derek Waleffe
2023 Gael Gibert
Joran Gerbet
Alex Meinhard
Ousmane Sylla
2024 Joran Gerbet
Alex Meinhard
Adam Lundegard

ACC PLAYERS-OF-THE-WEEK (67 honors)

Oct. 13, 1987	Pearse Tormey
Sept. 25, 1988	Richard Richmond
Oct. 16, 1989	Joey Feinberg
Oct. 10, 1990	Jimmy Glenn
Nov. 4, 1991	Jaro Zawislan
Sept. 22, 1992	Jaro Zawislan
Sept. 20, 1993	Wolde Harris

ACC HONORS

Sept. 27, 1993	Jimmy Glenn
Oct. 11, 1993	Jimmy Glenn
Nov. 9, 1993	Jaro Zawislan
Sept. 5, 1994	Wolde Harris
Sept. 12, 1994	Wolde Harris
Sept. 11, 1995	Wolde Harris
Oct. 30, 1995	Danny Care
Nov. 6, 1995	Matt Jordan
Sept. 9, 1996	John Wilson
Sept. 16, 1996	Jeff Yenzer
Nov. 2, 1997	Wojtek Krakowiak
Sept. 14, 1998	Wojtek Krakowiak
Oct. 12, 1998	Mark Lisi
Nov. 9, 1998	Mark Lisi
Oct. 18, 1999	Matt Elliott
Nov. 8, 1999	Mike Potempa
Sept. 25, 2000	Fabio Tambosi
Oct. 2, 2000	Mark Lisi
Oct. 23,2000	Mark Lisi
Oct. 1, 2001	Oguchi Onyewu
Oct. 8, 2001	Steven Rhyne
Nov. 19, 2001	Ian Fuller
Oct. 7, 2002	Dimelon Westfield
Oct. 14, 2002	Dimelon Westfield
Nov. 3, 2003	Charlie Roberts
Nov. 10, 2003	Charlie Roberts
Nov. 7, 2005	Dane Richards
Aug. 28, 2006	Dane Richards
Sept. 18, 2006	Danny Poe
Oct. 7, 2008	Michael Brooks
Oct. 12, 2010	K.C. Onyeador
Oct. 25, 2010	Riley Sumpter
Nov. 2, 2010	K.C. Onyeador
Oct 31, 2011	Brynjar Benediktsson
Sept 10, 2013	Thomas McNamara
Oct. 15, 2013	Thomas McNamara
Sept. 16, 2014	Kyle Murphy
Sept. 1, 2015	Paul Clowes
Sept. 22, 2015	T.J. Casner
Nov. 3, 2015	Michael Melvin
Oct. 4, 2016	Diego Campos
	Ximo Miralles
Sept. 5, 2017	Patrick Bunk-Andersen
Sept. 25, 2017	Ximo Miralles
Oct. 16, 2017	Diego Campos
Oct. 30, 2018	Patrick Bunk-Andersen
	Robbie Robinson
Sept. 16, 2019	Kimarni Smith (O.)
Oct. 21, 2019	Robbie Robinson (O.)
Oct. 27, 2019	Robbie Robinson (O.)
Oct. 5, 2020	Mohamed Seye (O.)
Oct. 19, 2020	George Marks (D.)
Oct. 19, 2020	Kimarni Smith (O.)
Oct. 26, 2020	Oskar Agren (D.)
Oct. 26, 2020	Grayson Barber (O.)
Aug. 31, 2021	George Marks (D.)
Sept. 14, 2021	George Marks (D.)
Oct 15, 2021	Charlie Asensio (D.)
Nov. 2, 2021	Oskar Agren (D.)
	Quinn McNeill (O.)
Aug. 30, 2022	Ousmane Sylla (O.)
Oct. 10, 2023	Ousmane Sylla (O.)
Oct. 8, 2024	Joran Gerbet (O.)
Oct. 29, 2024	Alex Meinhard (O.)
Sept. 2, 2025	Ransford Gyan (O.)
Sept. 9, 2025	Ransford Gyan (O.)
Sept. 30, 2025	Nathan Richmond (O.)
Oct. 21, 2025	Kwaku Agyabeng (D.)

ALL-ACC HONORS

CLEMSON'S ALL-ACC PLAYERS

1968
Mark Rubich
Bill Collins (2nd)
Alan Griffin (2nd)
Bruce Pinto (2nd)
Frank Schmidt (2nd)

1969
Roger Collins
Mark Rubich
Gary Pace (2nd)
Andy Demori (2nd)

1970
Joe Alfandre
Roger Collins
Andy Demori
Alan Griffin (2nd)

1971
Alan Griffin
Nabeel Kammoun
Roberto Bradford (2nd)
Ed Camara (2nd)
Steven Schoen (2nd)

1972
Clyde Browne
Ron Giesbers
Greg Schroth
Italo Yannuzzelli
Ed Camara (2nd)
Nabeel Kammoun (2nd)

1973
Clyde Browne
Woolley Ford
Ron Giesbers
Ralston Moore
Clyde Watson
Denis Carrington (2nd)
Nabeel Kammoun (2nd)
Alfred Morrison (2nd)

1974
Clyde Browne
Dennis Carrington
Ron Giesbers
Ralston Moore
Rennie Phillips
Clyde Watson
Alfred Morrison (2nd)
Godwin Royce (2nd)
Eric Smith (2nd)

1975
Gordon Alphonso
Clyde Browne
Ralston Moore
Alfred Morrison
Godwin Ogbueze
Taiwo Ogunjobi
Clyde Watson
Mark Alphonso (2nd)
Emmanuel Egede (2nd)

1976
Mark Alphonso
Kenneth Ilodigwe
Christian Nwokocha
Alfred Morrison
Godwin Ogbueze
Taiwo Ogunjobi
Clyde Watson
Obed Ariri (2nd)
Damian Ogunsuyi (2nd)

1977
Marwan Kamaruddin
Christian Nwokocha
Damian Odoh
Godwin Ogbueze
Damian Ogunsuyi
Benedict Popoola
John Bruens (2nd)
Eric Smith (2nd)

1978
Gordon Braithwaite
Emmanuel Egede
Christian Nwokocha
Damian Odoh
Damian Ogunsuyi
Benedict Popoola
Marwan Kamaruddin (2nd)

1979
Obed Ariri
Marwan Kamaruddin
Nnamdi Nwokocha
Michael Gribbon (2nd)
Damian Odoh (2nd)
Mo Tinsley (2nd)

1980
Vincent Chika
Arthur Ebunam
Nnamdi Nwokocha
Mo Tinsley (2nd)

1981
Nnamdi Nwokocha
Audubarie Otorubio
Sean Burke (2nd)
Mo Tinsley (2nd)
Arthur Ebunam (2nd)

1982
Maxwell Amatasiro
Vincent Chika
Arthur Ebunam
Audubarie Otorubio
Jamie Swanner
Mo Tinsley

1983
Maxwell Amatasiro
Peter Coles
Eric Eichmann
Audubarie Otorubio
Jamie Swanner
Charlie Morgan (2nd)

1984
Charlie Morgan
Audubarie Otorubio
Eric Eichmann (2nd)
Bruce Murray (2nd)

1985
Gary Conner
Eric Eichmann
Bernard Gray
Bruce Murray
Paul Rutenis (2nd)
Dick Landgren (2nd)

1986
Gary Conner
Eric Eichmann
Paul Rutenis
Bernard Gray (2nd)
Bruce Murray (2nd)
Dick Landgren (2nd)

1987
Bruce Murray
Jamey Rootes
Paul Rutenis

1988
Andres Alos
Pearse Tormey (2nd)

1989
Pearse Tormey
Edo Boonstoppel (2nd)

1990
Jimmy Glenn
Pearse Tormey
Thomas Najjar (2nd)
Jon Payne (2nd)
Andy Pujats (2nd)
Jaro Zawislan (2nd)

1991
Andy Pujat
Jimmy Glenn (2nd)
David McGuire (2nd)
Jon Payne (2nd)
Jaro Zawislan (2nd)

1992
Andy Pujats
Jamahl Green (2nd)

1993
Jimmy Glenn
Miles Joseph
Jaro Zawislan
Imad Baba (2nd)
Nidal Baba (2nd)
Danny Care (2nd)
Jamahl Green (2nd)
Rivers Guthrie (2nd)
Wolde Harris (2nd)

1994
Miles Joseph
Nidal Baba (2nd)
Wolde Harris (2nd)

1995
Imad Baba
Wolde Harris
Matt Jordan (2nd)
Miles Joseph (2nd)
Dana Quick (2nd)

1996
Paul Stalteri
Danny Care (2nd)
Matt Jordan (2nd)
Jeff Yenzer (2nd)

1997
Matt Jordan
John Wilson (2nd)

1998
Josh Campbell
Wojtek Krakowiak
Mark Lisi
Jeff Bilyk (2nd)
Scott Bower (2nd)
Mike Potempa (2nd)

1999
Mark Lisi
Alan Woods
Mike Potempa (2nd)

2000
Mark Lisi
Oguchi Onyewu
Fabio Tambosi
Doug Warren
Mike Potempa (2nd)

2001
Oguchi Onyewu
Doug Warren
Oskar Bringsved (2nd)
Fabio Tambosi (2nd)

ALL-ACC HONORS

2002
Dimelon Westfield
Oskar Bringsved (2nd)
Doug Warren (2nd)
Fabio Tambosi (2nd)

2003
Kenny Cutler

2004
Stuart Holden (2nd)
Steven Rhyne (2nd)
Justin Moore (2nd)

2005
Phil Marfuggi
Nathan Sturgis

2006
Dane Richards
Phil Marfuggi (2nd)
Freddy Moojen (2nd)

2008
Joseph Bendik (2nd)
David Newton (2nd)

2011
Cody Mizell (2nd)

2012
Austin Savage (2nd)

2013
Thomas McNamara (1st)
Jack Metcalf (3rd)
Kyle Fisher (3rd)

2014
Paul Clowes (2nd)
Kyle Fisher (2nd)
Phanuel Kavita (2nd)
Manolo Sanchez (3rd)
Andrew Tarbell (3rd)

2015
Andrew Tarbell
Kyle Fisher
Paul Clowes
TJ Casner
Iman Mafi (3rd)
Oliver Shannon (3rd)

2016
Diego Campos (2nd)
Oliver Shannon (2nd)
Patrick Bunk-Andersen (3rd)

2017
Diego Campos
Oliver Shannon

2019
Robbie Robinson (1st)
Kimarni Smith (1st)
Malick Mbaye (1st)
Philip Mayaka (1st)
Charlie Asensio (2nd)
Tanner Dieterich (2nd)
Grayson Barber (2nd)

2020
Kimarni Smith (1st)
Philip Mayaka (1st)
Grayson Barber (1st)
Oskar Agren (2nd)
George Marks (3rd)
Justin Malou (3rd)
Luis Felipe Fernandez-Salvador (3rd)

2021
Oskar Agren (1st)
Hamady Diop (2nd)
George Marks (2nd)
Ousmane Sylla (2nd)
Quinn McNeill (3rd)

2022
Ousmane Sylla (1st)
Hamady Diop (2nd)
Mohamed Seye (3rd)

2023
Ousmane Sylla (1st)
Brandon Parrish (2nd)
Joran Gerbet (3rd)
Pape Mar Boye (3rd)
Nathan Richmond (3rd)

2024
Joran Gerbet (1st)
Alex Meinhard (1st)
Ransford Gyan (2nd)

2025
Ransford Gyan (1st)
Nathan Richmond (2nd)
Wahabu Musah (2nd)
Misei Yoshizawa (3rd)
Kwaku Agyabeng (3rd)

TIGER HONORS

GENERATION ADIDAS SIGNEES

1997	Eric Quill
1999	Scott Bower
2003	Ricky Lewis
2006	Nathan Sturgis
2016	Andrew Tarbell
2019	Robbie Robinson
2020	Philip Mayaka
2022	Joey Skinner
	Hamady Diop
2025	Kwaku Agyabeng

SOCCER AMERICA COLLEGIATE-TEAM-OF-THE-WEEK

Sept. 7, 1993	Jimmy Glenn
Sept. 21, 1993	Wolde Harris
Sept. 28, 1993	Jimmy Glenn
Oct. 11, 1993	Jimmy Glenn
Oct. 26, 1993	Jimmy Glenn
Sept. 6, 1994	Wolde Harris,
	Rivers Guthrie
Sept. 13, 1994	Wolde Harris
Oct. 18, 1994	Wolde Harris
Oct. 31, 1994	Nidal Baba
Sept. 13, 1995	Wolde Harris
Oct. 30, 1995	Danny Care
Sept. 10, 1996	Chris Behrman
Sept. 17, 1996	Jeff Yenzer
Oct. 7, 1997	Jody DeBruin
Oct. 14, 1997	Jody DeBruin
Oct. 21, 1997	Matt Jordan
Nov. 4, 1997	Wojtek Krakowiak
Sept. 14, 1998	Wojtek Krakowiak
Oct. 7, 1998	Wojtek Krakowiak
Oct. 14, 1998	Mark Lisi
Oct. 21, 1998	Wojtek Krakowiak
Oct. 28, 1998	Wojtek Krakowiak
Nov. 4, 1998	Wojtek Krakowiak
Nov. 17, 1998	Josh Campbell
Nov. 8, 1999	Ian Fuller
Sept. 27, 2000	Fabio Tambosi
Oct. 3, 2000	Mark Lisi
Oct. 23, 2000	Mark Lisi
Oct. 30, 2000	Mark Lisi
Oct. 1, 2001	Oguchi Onyewu
Oct. 8, 2001	Steven Rhyne
Nov. 19, 2001	Oguchi Onyewu
Oct. 7, 2002	Dimelon Westfield
Oct. 14, 2002	Dimelon Westfield
Oct. 21, 2002	Dimelon Westfield
Sept. 2005	Phil Marfuggi
Nov. 2005	Dane Richards
Aug. 31, 2006	Dane Richards
Sept. 5, 2006	Alan O'Hara
Oct. 7, 2008	Michael Brooks
Oct. 28, 2008	Nathan Thornton

COLLEGE SOCCER NEWS TEAM OF THE WEEK

2001
Sept. 9, Nick Rivera
Sept. 30, Oguchi Onyewu
Oct. 28, Paul Souders
Nov. 11, Doug Warren
Nov. 18, Oguchi Onyewu
Nov. 18, Ian Fuller

2003
Nov. 9, Charlie Roberts

2005
Nov. 5, Dane Richards

2006
Aug. 27, Dane Richards
Sept. 17, Dane Richards

2008
Oct. 5, Michael Brooks

2013
Sept 8, Thomas McNamara

2014
Nov. 2, Phanuel Kavita

2015
Sept. 6, Oliver Shannon
Sept. 20, TJ Casner
Nov. 22, TJ Casner
Nov. 29, Kyle Murphy
Nov. 29, Aaron Jones

2016
Sept. 25, Aaron Jones

2019
Sept. 15, Kimarni Smith
Oct. 20, Robbie Robinson
Nov. 24, Grayson Barber
Dec. 1, Robbie Robinson

2020-21
Oct. 4 Mohamed Seye
Justin Malou
Oct. 20 James Brighton
Kimarni Smith
Oct. 27 Grayson Barber
John Martin
Nov. 3 Kimarni Smith
Nov. 17 Kimarni Smith
Grayson Barbe
March 9 Callum Johnson
March 16 Ousmane Sylla
March 30 Callum Johnson
April 6 George Marks
April 21 Charlie Asensio

2021
Aug. 29 Isaiah Reid
Sept. 12 George Marks
Oct. 17 Luis Felipe Fernandez-Salvador
Nov. 21 Oskar Agren

2022
Aug. 28 Ousmane Sylla

2023
Oct. 1 Ousmane Sylla
Oct. 8 Ousmane Sylla
Oct. 22 Ousmane Sylla
Nov. 12 Ousmane Sylla
Nov. 27 Ousmane Sylla
Pape Mar Boye

TOP DRAWER SOCCER NATIONAL TEAM-OF-THE-WEEK

Sept. 22, 2008	Hassan Ibrahim
Sept. 16, 2013	Chris Glodack
Oct. 6, 2020	Grayson Barber
	Mohamed Seye
Oct. 20, 2020	Oskar Agren
	Kimarni Smith
Oct. 27, 2020	Grayson Barber
	Justin Malou
Nov. 3, 2020	Kimarni Smith
Nov. 17, 2020	Kimarni Smith
	Grayson Barbe
March 9, 2021	Callum Johnson
March 23, 2021	Hamady Diop
April 6, 2021	George Marks
Sept. 14, 2021	Oskar Agren
Sept. 21, 2021	Hamady Diop
Oct. 19, 2021	Luis Felipe Fernandez-Salvador
Nov. 2, 2021	Quinn McNeill
Nov. 23, 2021	Oskar Agren
Nov. 30, 2021	Alvaro Gomez
Aug. 20, 2022	Ousmane Sylla
Nov. 8, 2022	Brandon Parrish
Oct. 6, 2023	Ousmane Sylla
Oct. 22, 2023	Ousmane Sylla
Nov. 12, 2023	Ousmane Sylla
Nov. 19, 2023	Ousmane Sylla
Nov. 26, 2023	Ousmane Sylla
Dec. 3, 2023	Joran Gerbet
	Gael Gibert
	Tyler Trimnal

TOP DRAWER SOCCER NATIONAL PLAYER-OF-THE-WEEK

Sept. 10, 2013	Thomas McNamara
Oct. 20, 2020	Kimarni Smith
Nov. 17, 2020	Kimarni Smith
Aug. 28, 2022	Ousmane Sylla

SOCCER AMERICA NATIONAL PLAYER OF THE WEEK

Oct. 12, 1978	Damian Ogunsuyi
Oct. 31, 1985	Eric Eichmann

TIGER HONORS

Oct. 2, 1986	Gary Conner
Nov. 5, 1987	Bruce Murray
Oct. 25, 1990	Pearse Tormey
Oct. 7, 2008	Michael Brooks
Aug. 28, 2022	Ousmane Sylla

COLLEGE SOCCER NEWS
NATIONAL PLAYER OF THE WEEK

Oct. 7, 2008	Michael Brooks
Oct. 20, 2020	Kimarni Smith
Nov. 17, 2020	Kimarni Smith
Nov. 24, 2020	Kimarni Smith
March 9, 2021	Callum Johnson
March 16, 2021	Ousmane Sylla
Aug. 28, 2022	Ousmane Sylla

NSCAA NATIONAL SOCCER PLAYER OF THE WEEK

Oct 31, 2011	Brynjar Benediktsson
Oct. 27, 2020	Grayson Barber
Nov. 3, 2020	Kimarni Smith
March 9, 2021	Callum Johnson

DR. ROBERT C. EDWARDS SPORTSMANSHIP AWARD

1992 - Jaro Zawislan
1993 - Jaro Zawislan

FRANK HOWARD AWARD
(For Bringing Honor to Clemson)

1974 - Henry Abadi
1981 - Obed Ariri
1999 - Wojtek Krakowiak
2020 - Robbie Robinson

CLEMSON UNVERSITY ATHLETIC HALL OF FAME

1978 - Roger Collins
1984 - Clyde Browne
1992 - Bruce Murray
1998 - Obed Ariri
2000 - Dr. I.M. Ibrahim
2003 - Eric Eichmann
2010 - Henry Abadi
2012 - Wojtek Krakowiak
2014 - Nnamdi Nwokocha
2015 - Pearse Tormey
2016 - Paul Rutenis
2017 - Wolde Harris
2018 - Gary Conner
2019 - Jimmy Glenn
2021 - Oguchi Onyewu
2023 - Mark Lisi

STATE OF SOUTH CAROLINA ATHLETIC HALL OF FAME

2007 - Dr. I.M. Ibrahim

NATIONAL SOCCER HALL OF FAME

2011 - Bruce Murray

WORLD COLLEGIATE CHAMPIONSHIP MVP

1984 - Sean Cartmill
1987 - Paul Rutenis
2021 - George Marks (Defensive MVP)
Isaiah Reid (Offensive MVP)

FRANK McGUIRE AWARD
(Presented by the State of South Carolina Sportwriter's Association for Athletic Achievement)

1988 - Dr. I.M. Ibrahim & Bruce Murray

TEAM MVP WINNERS

1967 - Frank Schmidt
1968 - Frank Schmidt
1969 - Roger Collins
1970 - Andy Demori
1971 - Nabeel Kammoun
1972 - Clyde Browne
1973 - Ralston Moore
1974 - Clyde Browne
1975 - Ralston Moore
1976 - Clyde Watson
1977 - Marwan Kamaruddin, Benedict Popoola
1978 - Damian Ogunsuyi
1979 - Nnamdi Nwokocha
1980 - Nnamdi Nwokocha
1981 - Nnamdi Nwokocha
1982 - Adubarie Otorubio
1983 - Peter Coles
1984 - Adubarie Otorubio
1985 - Gary Conner
1986 - Dick Landgren
1987 - Bruce Murray
1988 - Joey Feinberg
1989 - Pearse Tormey
1990 - Jaro Zawislan
1991 - Jaro Zawislan
1992 - Nidal Baba
1993 - Nidal Baba
1994 - Nidal Baba, Wolde Harris
1995 - Imad Baba
1996 - Danny Care
1997 - Matt Jordan
1998 - Wojtek Krakowiak, Jeff Bilyk
1999 - Mike Potempa
2000 - Mark Lisi
2001 - Ian Fuller
2002 - Doug Warren
2003 - Kenny Cutler
2004 - Steven Rhyne
2005 - Nathan Sturgis
2006 - Phil Marfuggi
2007 - Havird Usry
2008 - Joseph Bendik
2009 - Joe Bendik
2010 - Cody Mizell
2011 - Keegan Priest
2012 - Austin Savage
2013 - Thomas McNamara
2014 - Paul Clowes
2015 - Andrew Tarbell
2016 - Oliver Shannon
2017 - Oliver Shannon
2018 - Andrew Bernikel
2019 - Robbie Robinson
2020-21 -- Oskar Agren
2021 - Oskar Argen
2022 - Ousmane Sylla
2023 - Ousmane Sylla
2024 - Joran Gerbet
2025- Remi Okunlola, Ransford Gyan

COACH'S ACHIEVEMENT AWARD

1972 - Henry Abadi
1973 - Henry Abadi
1974 - Jon Babashak
1975 - Clyde Browne
1976 - Dennis Carrington
1977 - Benedict Popoola
1978 - Christian Nwokocha
1979 - Marwan Kamarruddin
1980 - Vincent Chika
1981 - Adubarie Otorubio
1982 - Mo Tinsley
1983 - Chuck Nash
1984 - John Lee
1985 - Bruce Murray
1986 - Jamey Rootes
1987 - Paul Rutenis
1988 - Andres Alos
1989 - Chris Martinez
1990 - Jimmy Glenn
1991 - Burke Goodloe
1992 - Sylvan Bednar
1993 - Wolde Harris
1994 - Jamahl Green
1995 - Jamahl Green, Chris Eatough
1996 - Matt Jordan
1997 - Jeff Bilyk
1998 - Josh Campbell
1999 - Christian Baldwin
2000 - Pablo Webster
2001 - Nick Rivera
2002 - Chase Hilgenbrinck
2003 - Paul Souders
2004 - Brad Gibson
2005 - Dane Richards
2006 - Danny Poe
2007 - Parker Rogers
2008 - David Newton
2009 - Bo Godwin
2010 - Bo Godwin, Francklin Blaise
2011 - Alex Stockinger
2012 - Bo Godwin
2013 - Chris Glodack
2014 - Bobby Belair
2015 - Iman Mafi
2016 - Mauriq Hill
2017 - Michael Zierhoffer
2018 - Johnny Heckman
2021 - James Brighton
2022 - Dylan Sullivan
2023 - Gael Gibert
2024 - Patrick Donovan
2025- Matthias Leib

OFFENSIVE PLAYER OF THE YEAR

2011 - Brynjar Benediktsson
2012 - Austin Savage
2013 - Thomas McNamara
2014 - Austen Burnikel
2015 - T.J. Casner
2016 - Diego Campos
2017 - Diego Campos
2018 - Adrian Nunez
2019 - Robbie Robinson
2020 - Kimarni Smith
2021 - Luis Felipe Fernandez-Salvador
2022 - Ousmane Sylla
2023 - Ousmane Sylla
2024 - Alex Meinhard

DEFENSIVE PLAYER OF THE YEAR

2011 - Phanuel Kavita
2012 - Amadou Dia
2013 - Kyle Fisher
2014 - Phanuel Kavita
2015 - Kyle Fisher
2016 - Patrick Bunk-Anderson
2017 - Patrick Bunk-Anderson
2018 - Patrick Bunk-Anderson
2019 - Oskar Agren
2020 - Oskar Agren
2021 - Oskar Agren
2022 - Adam Lundegard
2023 - Pape Mar Boye

TIGER HONORS

2024 - Adam Lundegard

NEWCOMER OF THE YEAR

2012 - Kyle Fisher
2013 - Andrew Tarbell
2014 - Oliver Shannon
2015 - Patrick Bunk-Andersen
2016 - Malick Mbaye
2017 - Robbie Robinson
2018 - Charlie Asensio
2019 - Philip Mayaka
2020 - Hamady Diop
2021 - Elton Chifamba
2022 - Joseph Andema
2023 - Pape Mar Boye
2024 - Ransford Gyan
2025 - Kwaku Agyabeng

PARADE MAGAZINE HIGH SCHOOL ALL-AMERICANS

Junior Armstrong, 1988
Imad Baba 1990, 1991, 1992, 1993
Nidal Baba 1989, 1990
Jody DeBruin, 1993
Bill Fortner, 1982, 1983
Tim Genevese, 1983
Jamahl Green 1991
Rivers Guthrie 1991
Dwayne Jones, 2001
Matt Jordan, 1994
Miles Joseph 1991
David McGuire 1990, 1991
John Mers, 1990
Thomas Najjar, 1986
Jon Payne, 1989
Dana Quick1992
Justin Rose 1994
Steve Wolf, 1987

NSCAA HIGH SCHOOL ALL-AMERICANS

Chris Behrmann, 1992
Danny Care 1992
Tommy Drake 2006
Bill Fortner, 1981
Bruce Murray, 1983
Wolde Harris, 1991
Dwayne Jones, 2001
Matt Jordan, 1994
Miles Joseph 1990 and 1991
David McGuire 1991
David Newton, 2004
Paul Rutenis, 1983
Pete Stebbins, 1981

GATORADE STATE PLAYER OF THE YEAR

S.C. Ben Erkens - 2018, 2019
Tenn. Johnny Heckman - 2014
Brandon Parrish - 2018, 2019
Ga. Remi Okunlola, 2022-23

MLS SuperDraft Selections (SINCE 2000)

2026
Kwaku Agyabeng - Pick #4
Lukas Magnason - Pick #13
Wahabu Musah - Pick #26
Ransford Gyan - Pick #27

2025
Joran Gerbet - Pick #27
Titus Sandy - Pick #46
Shawn Smart - Pick #68
Arthur Duquenne - Pick #73

2024
Brandon Parrish - Pick #36
Ousmane Sylla - Pick #55
Nathan Richmond - Pick #70

2023
Hamady Diop – Pick #1
Joey Skinner – Pick #11
Isaiah Reid – Pick #34

2022
Oskar Agren – Pick #13
Charlie Asensio – Pick #35
Callum Johnson – Pick #42
Luis Felipe Fernandez-Salvador – Pick #44
George Marks – Pick #57
John Martin – Pick #64

2021
Philip Mayaka – Pick #3
Kimarni Smith – Pick #4
Justin Malou – Pick #27

2020
Robbie Robinson – Pick #1
Tanner Dieterich – Pick #28
Malick Mbaye – Pick #33

2019
Patrick Bunk-Andersen – Pick #54

2018
Oliver Shannon – Pick #36
Diego Campos – Pick #38

2017
Aaron Jones – Pick #33

2016
Andrew Tarbell – Pick #8
Kyle Fisher – Pick #14
Paul Clowes – Pick #32
T.J. Casner – Pick #47

2015
Amadou Dia – Pick #20
Manolo Sanchez – Pick #79

2014
Thomas McNamara – Pick #20

2007
Dane Richards – Pick #19

2006
Nathan Sturgis – Pick #12
Justin Moore – Pick #15

2003
Doug Warren – Pick #14
Ricky Lewis – Pick #20
Dimelon Westfield – Pick #22

2002
Ian Fuller – Pick #21

2001
Mark Lisi – Pick #3
Pablo Webster – Pick #48
Mike Potempa – Pick #69

2000
Alan Woods – Pick #10

NATIONAL TEAMS

U.S. WORLD CUP TEAM

1990 Bruce Murray
Eric Eichmann
2006 Oguchi Onyewu
2010 Oguchi Onyewu
Stuart Holden

US OLYMPIC TEAM

1984 Jamie Swanner
1988 Bruce Murray
1988 Eric Eichmann
1996 Miles Joseph
1996 Imad Baba

(National Team Members are listed regardless of National Team Age Group)

UNITED STATES NATIONAL TEAM

Imad Baba*
Nidal Baba
Francklin Blaise
Joseph Bendik
Andrian Chevannes
John Cooper
Kenny Cutler
Eric Eichmann*
Greg Eckhardt
Jimmy Glenn
Rivers Guthrie
Stuart Holden*
Martin Hutton
Miles Joesph*
Matt Jordan
Jason Kamlet
Ricky Lewis
Mark Lisi
Phil Marfuggi
Justin Moore
Bruce Murray*
Oguchi Onyewu*
Jon Payne
John Tardy
Dana Quick
Eric Quill
Pette Stebbins
Nathan Sturgis
Jamie Swanner*
Doug Warren
Alan Woods
Tanner Dieterich
*Full United States National Team

CANADIAN NATIONAL TEAM

James Grimes
Paul Stalteri

GUYANA NATIONAL TEAM

Clyde Browne
Gordon Alphonso
Denis Carrington
George Hyles
Alfred Morrison
Clyde Watson

HOLLAND NATIONAL TEAM

Edo Boonstoppel

IRELAND NATIONAL TEAM

Pearse Tormey
Jamaica National Team
Charles Headlam
Ralston Moore
Michael Murray
Rennie Phillips
Dane Richards

NEW ZEALAND NATIONAL TEAM

Ross Goodacre

NIGERIAN NATIONAL TEAM

Obed Ariri
Maxwell Amatasiro
Joseph Awesu
Arthur Ebunam
Emmanuel Egede
Donald Igwebuike
Kenneth Ilodigwe
Christian Nwokocha
Nnamdi Nwokocha
Sunday C. Nwokocha
Godwin Ogbueze
Taiwo Ogunjobi
Damian Ogunsunyi
Adubarie Otorubio
Benedict Popoola

PUERTO RICO NATIONAL TEAM

Manolo Sanchez

SWEDEN NATIONAL TEAM

Dick Landgren

TRINIDAD & TABAGO NATIONAL TEAM

Dimelon Westfield

ACADEMIC HONORS

NSCAA ACADEMIC ALL-AMERICAN

1987 Jamie Rootes (1st Team)
1992 Jaro Zawislan (2nd Team)
1996 Jeff Yenzer (1st Team)
1998 Jeremy Iwaskowiec (3rd Team)
2000 Mike Potempa (1st Team)
2003 Chase Hilgenbrinck (2nd Team)
2013 Thomas McNamara (1st Team)
2015 Paul Clowes (1st Team)
Andrew Tarbell (2nd Team)
2021 Oskar Agren (1st Team)

NSCAA ACADEMIC ALL-AMERICAN SOUTH REGION

2003 Chase Hilgenbrinck (1st)
Paul Souders (2nd)
Hunter Gilstrap (3rd)
Charlie Roberts (HM)
2004 Brad Gibson (2nd)
2006 Mark Buchholz (1st)
2009 David Newton (1st)
Greg Eckhardt (2nd)
2012 Alex Stockinger (2nd)
Bo Godwin (HM)
Cody Mizell (HM)
2013 Thomas McNamara (1st)
2020 Justin Malou (1st)
2021 George Marks (1st)
Oskar Agren (1st)

CoSIDA ACADEMIC ALL-AMERICAN

1988 Jamie Rootes (1st Team)
2013 Thomas McNamara (1st Team)

CoSIDA ACADEMIC ALL-REGION

2003 Paul Souders (1st Team)
2013 Thomas McNamara (1st Team)
2013 Ara Amirkhanian (1st Team)
2018 Patrick Bunk-Andersen (1st Team)
2019 George Marks (1st Team)
2020 George Marks (1st Team)

ACADEMIC ALL-ACC TEAM
(Started in 2005)

2005 Mark Buchholz, Brad Gibson, Justin Moore, Jeff Routh
2006 Mark Buchholz, David Bell, Parker Rogers, Nathan Thornton
2007 David Bell, Mark Buchholz, Greg Eckhardt, David Newton
2008 Francklin Blaise, Michael Brooks, Tommy Drake, Greg Eckhardt, David Newton, Keegan Priest
2009 Greg Eckhardt, Mike Mattson, David Newton, Austin Savage, Nathan Thornton
2010 George Godwin, Alexander Stockinger.
2011 Brynjar Benediktsson, Cody Mizell, Austin Savage.
2012 Bo Godwin, Cody Mizell, Austin Savage, Alex Stockinger.
2013 Ara Amirkhanian, Paul Clowes, Manolo Sanchez, Alex Stockinger
2014 Bobby Belair, Ara Amirkhanian, Paul Clowes, Andrew Tarbell.
2015 Patrick Bunk-Andersen, Paul Clowes, Kyle Fisher, Iman Mafi, Kyle Murphy, Andrew Tarbell
2016 Patrick Bunk-Andersen, Tanner Dietrich, Ximo Miralles, Oliver Shannon.
2017 Patrick Bunk-Andersen, Ximo Miralles, Oliver Shannon.
2018 Charlie Asensio, Patrick Bunk-Andersen, Tanner Dietrich.
2019 Oskar Agren, Charlie Asensio, George Marks.
2020 Oskar Agren, Charlie Asensio, James Brighton, Callum Johnson, George Marks, John Martin, Quinn McNeill.
2021 Oskar Agren, Charlie Asensio, Alvaro Gomez, Callum Johnson, George Marks, John Martin, Quinn McNeill, Isaiah Reid, Ousmane Sylla
2022 Joseph Andema, Elton Chifamba, Marco Garcia, Alvaro Gomez, Adam Lundegard, Enrique Montana, Nathan Richmond, Titus Sandy, Mohamed Seye, Tim Strobeck, Tyler Trimnal, Derek Waleffe
2023 Joseph Andema, Pape Mar Boye, Arthur Duquenne, Joran Gerbet, Gael Gibert, Mason Jimenez, Adam Lundegard, Alex Meinhard, Enrique Montana, Remi Okunlo la, Titus Sandy, Mohamed Seye, Ousmane Sylla, Tyler Trimnal and Jackson Wrobel
2024 Joseph Andema, Galen Flynn, Ransford Gyan, Mason Jimenez, Alex Meinhard, Remi Okunlola, Misei Yoshizawa
2024 Joseph Andema, Arthur Duquenne, Mason Jimenez, Lukas Magnason, Wahabu Mu sah, Remi Okunlola, Floki Ste phensen, Duncan Wilson

ACC Scholar Athlete of the Year

2021 Oskar Agren
2024 Joran Gerbet

NORRIS MEDAL

(Presented to the outstanding graduating Clemson University student on the basis of exceptional scholastic achievement and leadership.)

1997 - Craig Wenning

NSCAA Scholastic Team Award

(Team having a 3.0 GPA or better for the entire school year. Award began in 1996)

2002, 2003, 2004, 2007, 2015, 2016, 2017, 2019, 2021, 2022

JIM WEAVER AWARD POST-GRADUATE SCHOLARSHIP

ATLANTIC COAST CONFERENCE HONOR ROLL
(3.0 or better GPA for entire school year, awarded after spring semester.)

A

Henry Abadi	1974
Oskar Agren	2019, 2020, 2021
Randy Albright	2005
Andres Alos	1989
Gordon Alphonso	1975, 1976
Ara Amirkhanian	2012, 2013, 2014
Joseph Andema	2022, 2023, 2024
Charlie Asensio	2018, 2019, 2020, 2021
Joseph Awesu	1981

B

Imad Baba	1994
Nidal Baba	1995
Jon Babashak	1975
Grayson Barber	2018, 2019
Jake Barron	2018, 2019, 2020
Sylvan Bednar	1993
Chris Behrmann	1996
Noah Behrmann	2022
David Bell	2007, 2008
Brynjar Benediktsson	2012
Sindri Bjornsson	2018, 2019
Brannon Blanke	2010
Matt Boberg	2019
Paulo Bonfim	2007, 2008
Andre Borges	2001, 2002
Gordon Brathwaite	1979
James Brighton	2018, 2019, 2020
Oskar Bringsved	2001
Michael Brooks	2008, 2009
Clyde Brown	1973
Logan Brown	2024
Mark Buchholz	2005, 2006, 2007, 2008
Patrick Bunk-Andersen	2016, 2017, 2018
Greg Burana	2004, 2005, 2006, 2007
Alex Burnikel	2012, 2013
Andrew Burnikel	2015, 2016, 2017, 2018
Austen Burnikel	2016
Nick Burton	2011, 2012

C

Robert Campbell	2016
Paul Carollo	1987
Denis Carrington	1976
Ron Caskran	1974, 1975
Eric Cava	2010
J.C. Cervantes	1996
Andrew Chadwick	1990
Adrian Chevannes	2004
John Cajka	2014
Elton Chifamba	2022
Saul Chinchilla	2017
Matthew Churitch	2014
Paul Clowes	2013, 2014
Kevin Conaway	1999, 2000, 2001, 2002

ACADEMIC HONORS

Ryan Conway	1997, 1998
John Cooper	2003, 2004
Kevin Cutler	2002, 2003, 2004
D	
Matt D'Amico	1981
Alex Darsinos	2010
Jody DeBruin	1998
Tanner Dietrich	2016, 2017, 2018
Samir Dishnica	2023, 2024
Josh Doran	2011, 2012
Robert Dowd	1984, 1985
Tommy Drake	2008, 2010
Arthur Duquenne	2023, 2024
E	
Chris Eatough	1993, 1994, 1995, 1996
Greg Eckhardt	2007, 2008, 2009, 2010
Matt Elliott	1997
Eric Eichmann	1985, 1986
Ben Erkens	2020, 2021, 2022
F	
Lars Fallang	1998, 1999, 2000
Luis Felipe Fernandez-Salvador	**2018, 2019**
Kevin Fielden	2016
Max Fisher	2020
Eric Fletcher	2010
Galen Flynn	2024
Bill Fortner	1985
Tim Fuller	2000
Pat Fullerton	1998, 2000, 2002
G	
Marco Garcia	2022, 2023, 2024
Joran Gerbet	2023, 2024
Vitor Geromel	2024
Tom Gibbons	1980, 1981, 1982
Brad Gibson	2002, 2003, 2004, 2005, 2006
Rob Giesbers	1974, 1975
Chris Glodack	2014
Andy Gill	1975
Hunter Gilstrap	2002, 2003, 2004, 2005
Bo Godwin	2009, 2010, 2011, 2012
Alvaro Gomez	**2019, 2020, 2021, 2022**
Ross Goodacre	1999, 2000, 2001, 2002
Burke Goodloe	1989, 1990, 1991, 1992
Kyle Goodrich	2000
Jamahl Green	1994, 1996
Michael Guisti	1998
Ransford Gyan	2024
H	
Nate Hall	2017, 2018, 2019
Josh Hallenberger	2020
Aiden Hampton	2022, 2023, 2024
Jim Hanahan	1968
Richard Hanks	1996
Tyler Happ	2012
Andy Heck	1998, 1999, 2000, 2001
Johnny Heckman	2016, 2017, 2018
Chris Heijjer	2016, 2017
Alex Hemmingsen	2017
Malcolm Hichcliffe	1998
Chase Hilgenbrinck	2001, 2002, 2003, 2004
Mauriq Hill	2016
David Hopper	1994
Kevin Howell	2005
Scott Hynd	1994
I	
J. Iwaszkowiec	1997, 1998, 2000
Antonio Illuminato	2024
J	
Mason Jimenez	2023, 2024
Callum Johnson	2020
Aaron Jones	2016
Dwayne Jones	2003
Matt Jordan	1996, 1997, 1998
Miles Joseph	1996
K	
Amer Kamareddine	1983
Jason Kamlet	1997, 1998, 1999, 2000
George Kammoun	1968
Nabeel Kammoun	1972, 1973
James Kelly	2024
Grant Kevins	2004
Kamran Khyltash	2010
Russell Kiefer	1996, 1998, 1999, 2000
Mark Kinch	1993, 1995
John Klinick	1969, 1970, 1971
Harrison Kurtz	2017
Daniel Kuzemka	2017, 2018
L	
Mason Lamb	2024
Trey Langlois	2016
Aaron Leininger	2001
Nolan Lennon	2015, 2016, 2017, 2018, 2019
Jarrett Lewis	2007
Ricky Lewis	2002
Stan Lewis	1970, 1971
Steve Lucey	1985, 1986
Adam Lundegard	2021, 2022
M	
Glen MacIntyre	1979
Iman Mafi	2016
Lukas Magnason	2024
Dawson Malcolm	2021, 2022
Justin Malou	2018, 2019, 2020
Trevor Manion	2020, 2021, 2022
George Marks	2018, 2019, 2020
John Martin	2018, 2019, 2020
Chris Martinez	1992
Chris Matlashewski	**2019**
Malick Mbaye	2018
Stephen McGill	2011
David McGrew	1977, 1978, 1980
Quinn McNeill	2018, 2019, 2020
John Meade	1969
John Meek	1988
Alex Meinhard	2024
Michael Melvin	2016, 2017
Ximo Miralles	2016
Cody Mizell	2011, 2012
Bryson Moore	2007, 2009
Justin Moore	2003, 2005
Ralston Moore	1974, 1975, 1976
Enrique Montana III	2019, 2020, 2021, 2022
Alfred Morrison	1974
David Mullis	1969
Kyle Murphy	2013, 2014
Wahabu Musah	2024
Mark Muschick	1989, 1990
N	
Thomas Najjar	1989
Chuck Nash	1984
David Newton	2006, 2007, 2008, 2009, 2010
Richard Nova	2009
Adrian Nunez	2018, 2019
O	
Remi Okunlola	2023, 2024
Clifton Onalfo	1986
Rene Onate	2007, 2008
P	
Mike Palomaki	1994
Nikos Papanikolopoulos	2011
Brandon Parrish	2022
Paulino Paz	2024
Rennie Phillips	1975
Danny Poe	2005
Mike Potempa	1998, 1999
James Powell	1970, 1971, 1973
Keegan Priest	2008, 2009, 2010, 2011, 2012
Q	
Dana Quick	1996
R	
Nathan Rawlins	1998, 1999, 2000
Grayson Raynor	2016, 2017
Charlie Reed	**2024**
Isaiah Reid	**2019, 2020**
Steven Rhyne	2002, 2003, 2004
Nathan Richmond	2022, 2024
Nick Rivera	2004
Charles Roberts	2003, 2004, 2005, 2006
Parker Rogers	2006, 2007, 2008, 2009
Jamey Rootes	1985, 1986, 1987
Justin Rose	1995
Scott Rosman	2006, 2007, 2008, 2009
Ryan Roushandel	2005, 2006
Jeff Routh	2005, 2006, 2007
Paul Rutenis	1987, 1988
S	
Manolo Sanchez	2013, 2014
Titus Sandy	2020, 2021, 2022, 2023, 2024
Austin Savage	2010, 2011, 2013
David Schmieding	1976
Frank Seitz	1992, 1993
Mohamed Seye	2019, 2022
Kamel Shalhoub	1974
Oliver Shannon	2016, 2017

Iain Smith	2012
Richard Soanes	2001
Perry Sosebee	2000
Paul Souders	2001, 2002, 2003, 2004
J.D. Spearman	2008, 2009, 2010, 2011
Paul Stalteri	1997
William Stanford	1993
Alex Stockinger	2011, 2012, 2013, 2014
Tim Stroebeck	2021, 2022
Jonny Sutherland	2018
Michael Swift	2016
T	
Andrew Tarbell	2013, 2014
John Tardy	2008
Giles Thaxter	2020
Cale Thorne	2016, 2017, 2018, 2019
Nathan Thornton	2007, 2008, 2009, 2010
Mo Tinsley	1980, 1981
Lassiter Tollison	2012
David Torris	1983, 1984
Tyler Trimnal	2022
Graham Tull	1994, 1996
U	
Bradley Usry	2006
Micah Usry	2006, 2007
W	
Derek Waleffe	2022
Terry Watson	2022, 2023, 2024
Craig Wenning	1994, 1996, 1997
Dimelon Westfield	2002
Tony Williams	1997, 1998
Duncan Wilson	2024
Raleigh Wolfe	2005
Eddie Worsfold	1981
Jason Wright	2016
Y	
Jeff Yenzer	1994, 1996, 1997
Z	
Jaro Zawislan	1991, 1992, 1993, 1994
Michael Zierhoffer	2017

ALL-TIME STARTERS

1967
(6-5 Overall 1-3 ACC)
G Paul Smith, SR (6) 78 Saves
RB Don McCombs, SO (6) 0g 0a
LB Bill Collins, JR (11) 0g 0a
RH Dick Schroeder, SR, (10) 1g 3a
CH Alan Griffin, FR (7) 0g 2a
LH Pete Verdee, SO (11) 5g 2a
OR Gary Fleetwood, SR, (11) 2g 2a
IR Mark Rubich, SO (8) 8g 5a
CF Frank Schmidt, JR (11) 3g 0a
IL Leo Serrano, SR (7) 9g 2a
OL Bjorn Anzen, JR (11) 4g 3a

1968
(9-3-1 Overall, 1-3-1 ACC)
G Gary Pace, JR (10) 110 Saves
RB George Kammoun, SR (12) 0g 0a
LB Bill Collins, SR (10) 0g 2a
RH Ken Butler, SO (8) 2g 1a
CH Alan Griffin, SO (12) 1g 0a
LH Ed Wenz, SO (12) 0g 2a
OR Bjorn Anzen, SR (11) 3g 5a
IR Frank Schmidt, SR (12) 4g 4a
CF Bruce Pinto, SO (8) 0g 2a
IL Andy Demori, SO (12) 19g 5a
OL Mark Rubich, JR (12) 10g 4a

1969
(5-6-1 Overall, 1-4 ACC)
G Gary Pace, SR (12) 124 Saves
RB Stan Lewis, SO (12) 0g 1a
LB James Powell, FR (11) 2g 1a
RH Roger Collins, JR (12) 1g 0a
CH Ed Wenz, JR (6) 0g 0a
LH Ken Butler, JR (11) 2g 0a
OR Pete Verdee, SR (7) 3g 0a
IR Don McCombs, SR (8) 0g 0a
CF Jack Mansmann, SO (6) 1g 0a
IL Andy Demori, JR (12) 10g 2a
OL Mark Rubich, SR (12) 5g 0a
OL David Mullis, SR (6) 0g 2a

1970
(8-3-2 Overall, 1-3-1 ACC)
G John Burroughs, SR (10) 44 Saves
RB Stan Lewis, JR (13) 0g 2a
LB Roger Collins, SR (11) 2g 1a
RH Mark Bystry, FR (12) 4g 1a
CH Jim Powell, SO (11) 1g 1a
CH Alan Griffin, JR (8) 0g 0a
LH Joe Alfandre, FR (12) 0g 0a
OR Jack Mansmann, JR (13) 3g 5a
IR Crag Daugherty, FR (8) 8g 8a
IL Andy Demori, SR (12) 27g 6a
OL Steve Dotson, FR (12) 3g 3a

1971
(8-3-1 Overall, 1-3-1 ACC)
G Steve Schoen, FR (12) 56 Saves
RB Jim Powell, JR (12) 0g 1a
LB Joe Alfandre, SO (11) 0g 1a
RH Alan Griffin, SR (8) 0g 1a
CH Gary Stuber, FR (12) 0g 1a
LH Ed Camara, SO (12) 1g 1a
OR Lou Forline, FR (12) 2g 4a
IR Crag Daugherty, SO (12) 8g 2a
CF Jon Babashak FR (12)11g 3a
IL Nabeel Kammoun, SO (12) 18g 6a
OL Roberto Bradford, JR (9) 8g 6a

1972
(13-1-1 Overall, 5-0 ACC)
ACC CHAMPIONS
NCAA Final 16
G Greg Shroth, SO (15) 49 Saves
RB Jim Powell, SR (15) 0g 0a
LB Gary Stuber, SO (15) 0g 2a
RH Ed Camara, JR (15) 0g 0a
CH Ron Giesbers, JR (15) 1g 2a
LH Clyde Browne, FR (13) 2g 5a
OR Lou Forline, SO (14) 3g 2a
IR Henry Abadi, JR (10) 13g 5a
CF Italo Yannuzzelli, JR (14) 15g 5a
IL Jon Babashak, SO (11) 7g 2a
OL Nabeel Kammoun, JR (15) 9g 10a

1973
(16-1-0, 5-0 ACC)
ACC Champions
Third In NCAA Tournament
Ranked Fourth in Final Poll
G Denis Carrington,FR (17) 39 Saves
D Gordon Alphonso, FR (17) 0g 0a
D Ron Geisbers, JR (17) 2g 1a
D Ralston Moore, SO (17) 2g 0a
D Ed Camara, SR (17) 1g 3a
M Clyde Watson, FR (17) 12g 5a
M Alfred Morrison, FR (17) 5g 4a
M Clyde Browne, SO (17) 8g 10a
M Nabeel Kammoun, SR (17) 5g 6a
F Henry Abadi, SR (16) 32g 7a
F Woolley Ford, FR (16) 21g 9a

1974
(12-3-0, 5-0 ACC)
ACC Champs
NCAA Final 16
Ranked Sixth in Final Poll
G Denis Carrington, SO (14) 69 Saves
D Gordon Alphonso, SO (9) 0g 0a
D Ron Geisbers, SR (15) 2g 0a
D Ralston Moore, JR (14) 3g 3a
D Mark Alphonso, FR (8) 0g 0a
M Eric Smith, FR (9) 1g 3a
M Alfred Morrison, SO (11) 2g 4a
M Clyde Browne, JR (15) 4g 2a
M Clyde Watson, SO (15) 2g 8a
F George Hyles, FR (10) 11g 0a
F Rennie Phillips, FR (15) 17g 5a

1975
(13-2-0 Overall, 5-0 ACC)
ACC Champs
NCAA Final 16
Ranked First in Final Poll
G Maxie Headley, SO (9) 36 Saves
D Gordon Alphonso, JR (10) 0g 0a
D Mark Alphonso, SO (13) 1g 0a
D Alfred Morrison, JR (15) 1g 0a
D Ralston Moore, SR (15) 2g 1a
M Clyde Browne, SR (12) 0g 3a
M Taiwo Ogunjobi, FR (11) 9g 2a
M Benedict Popoola, FR (11) 6g 4a
M Damian Ogunsuyi, FR (12) 5g 6a
F Godwin Ogbueze, FR (11) 16g 2a
F Christian Nwokocha, FR (10) 11g 3a

1976
(18-2-1 Overall, 4-0-1 ACC)
ACC Champs
Fourth in NCAA Tournament
Ranked Fourth in Final Poll
G *Denis Carrington, SR
G Maxie Headley, JR
D *Gordon Alphonso, SR 1g
D *Alfred Morrison, SR 2g
D Charles Headlam, JR 2g
D *Douglas Scott, JR 1g
D *Eric Smith, JR 1g
D Michael Gribbon, SO
D Kingsley Botchway, SO
M Obed Ariri, FR 15g
M Damian Odoh, FR
M *Clyde Watson, SR 4g
M *Damian Ogunsuyi, SO 9g 1a
M *Taiwo Ogunjobi, SO 14g
M *Benedict Popoola, SO 7g 7a
F *Godwin Ogbueze, SO 18 g
F *Christian Nwokocha, SO 20g 3a
F Kenneth Ilodigwe, SO 10g
F Emmanuel Egede, SO 1g
F Rennie Phillips, JR 6g
F Marwan Kamaruddin, FR 3g
Note: The number of games started for each player is unavailable for the 1976 season. The complete roster for the 1976 season is given.
*Probable Starters

1977
(16-1-0, 5-0 ACC)
ACC Champs
NCAA Quarterfinalist
Ranked Fourth in Final Poll
G John Bruens, JR (17) 29 Saves
D Mark Alphonso, SR (11) 0g 0a
D Damian Odoh, SO (16) 1g 0a
D Charles Headlam, SR (16) 0g 0a
D Eric Smith, SR (16) 1g 1a
M Benedict Popoola, JR (16) 11g 5a
M Taiwo Ogunjobi, JR (16) 7g 2a
M Marwan Kamaruddin, SO (15) 11g 6a
M Emmanuel Egede, JR (12) 4g 3a

ALL-TIME STARTERS

M Damian Ogunsuyi, JR (12) 6g 5a
F Godwin Ogbueze, JR (13) 11g 4a
F Christian Nwokocha, JR (13) 10g 13a

1978
(18-1-1 Overall, 4-0-1 ACC)
ACC Champs
Third in NCAA Tournament
Ranked Third in Final Poll

G Bill Finneyfrock, JR (12) 45 Saves
D Charles Headlam, SR (19) 2g 1a
D Michael Gribbon, JR (17) 1g 1a
D Gordon Braithwaite, FR (18) 1g 0a
D Damian Odoh, JR (18) 0g 0a
M Damian Ogunsuyi, SR (20) 11g 7a
M Benedict Popoola, SR (12) 7g 2a
M Taiwo Ogunjobi, SR (17) 5g 3a
M Emmanuel Egede, SR (19) 3g 8a
F Christian Nwokocha, SR (17) 18g 8a
F Marwan Kamaruddin, JR (16) 10g 3a

1979
(16-2-1 Overall, 5-0-0 ACC)
ACC Champs
National Runnerup

G John Bruens, SR (14) 39 Saves
D Michael Gribbon, JR (19) 0g 3a
D Damian Odoh, SR (14) 0g 0a
D Bobby Lue, SO (13) 0g 0a
D Rich Finneyfrock, JR (7) 0g 1a
M Marwan Kamaruddin, SR (15) 5g 5a
M Arthur Ebunam, FR (18) 5g 4a
M Joe Awesu, FR (14) 3g 5a
M Vincent Chika, FR (19) 2g 6a
F Nnamdi Nwokocha, FR (17) 2g 11a
F Obed Ariri, SR (16) 17g 6a
Mo Tinsley, FR (15) 11g 10a

1980
(12-3-2 Overall, 4-1-1 ACC)

G Sean Burke, FR (17) 103 Saves
D Dennis Nash, JR (17) 1g 2a
D Tom Gibbons, SO (12) 1g 0a
D Rich Finneyfrock, SR (15) 0g 0a
D Bobby Lue, JR (16) 0g 0a
M Arthur Ebunam, SO (17) 10g 4a
M Donald Igwebuike, FR (16) 2g 8a
M Dave Barnfield, JR (12) 1g 1a
M Vincent Chika, SO (16) 1g 0a
F Nnamdi Nwokocha, SO (13) 21g 1a
F Mo Tinsley, SO (17) 5g 10a

1981
(18-2-0 Overall, 5-1 ACC)
ACC Champs
NCAA Final 16
Ranked Eighth in Final Poll

G Sean Burke, SO (14) 70 Saves
D John Lee, FR (17) 1g 3a
D Charlie Igwobi-Okoye, FR (15) 1g 1a
D Vincent Chika, JR (15) 0g 3a
D Adubarie Otorubio, FR (18) 0g 1a
M Maxwell Amatasiro, FR (14) 4g 4a
M Donald Igwebuike, SO (13) 4g 3a
M Aronso Aronu, FR (17) 3g 1a
M Arthur Ebunam, JR (20) 8g 4a
F Nnamdi Nwokocha, JR (20) 21g 5a
F Mo Tinsley, JR (15) 10g 6a

1982
(18-2-1 Overall, 5-1 ACC)
ACC Champs (Tie)
NCAA Final 16
Ranked Third in Final Poll

G Jamie Swanner, JR (21) 91 Saves
D Adubarie Otorubio, SO (21) 4g 0a
D Vincent Chika, SR (21) 1g 3a
D Peter Coles, SO (19) 0g 2a
D David Torris, FR (17) 0g 1a
M Maxwell Amatasiro, SO (21) 7g 5a
M Arthur Ebunam, SR (21) 11g 6a
M John Lee, SO (21) 4g 5a
M Danny Clavijo, SO (18) 3g 0a
F Mo Tinsley, SR (21) 15g 7a
F Chuck Nash, SO (17) 13g 6a

1983
(16-3-2 Overall, 3-2-1 ACC)
Ranked 11th in Final Poll

G Jamie Swanner, SR (21) 83 Saves
D Charlie Morgan, JR (20) 3g 5a
D Adubarie Otorubio, JR (14) 3g 1a
D David Torris, SO (21) 1g 0a
D Peter Coles, JR (18) 0g 1a
M Eric Eichmann, FR (20) 5g 5a
M Maxwell Amatasiro, JR (13) 4g 6a
M John Lee, JR (11) 3g 3a
M Dick Landgren, FR (14) 3g 3a
F Chuck Nash, JR (20) 13g 6a
F Gary Conner, FR (18) 11g 4a

1984
(22-4 Overall, 4-2 ACC)
NATIONAL CHAMPIONS

G Tim Genovese, SO (20) 48 Saves
D John Lee, SR (22) 4g 5a
D Charlie Morgan, SR (24) 3g 2a
D Adubarie Otorubio, SR (25) 1g 1a
D David Torris, JR (15) 1g 1a
M Eric Eichmann, SO (25) 8g 12a
M Dick Landgren, SO (24) 8g 5a
M Maxwell Amatasiro, SR (16) 5g 7a
M Paul Rutenis, FR (16) 1g 2a
F Gary Conner, SO (20) 19g 8a
F Bruce Murray, FR (24) 13g 15a

1985
(19-3-2 Overall, 5-1 ACC)
NCAA Final 16
ACC Champions
Ranked Third in Final Poll

G Shawn Cartmill, SR (14) 35 Saves
D Pete Stebbins, SR (21) 4g 8a
D Paul Rutenis, SO (23) 6g 3a
D Paul Carollo, SO (16) 1g 6a
D Bernard Gray, JR (20) 0g 0a
M Eric Eichmann, JR (23) 11g 19a
M Dick Landgren, JR (24) 8g 8a
M J.R. Fenton, JR (23) 7g 6a
M Jamey Rootes, SO (19) 2g 3a
F Gary Conner, JR (24) 21g 6a
F Bruce Murray, SO (20) 9g 14a

1986
(12-6-2 Overall, 3-3 ACC)
Ranked 18th in Final Poll

G Chris Dudley, JR (11) 38 Saves
D Paul Rutenis, JR (18) 3g 2a
D Bill Fortner, SR (19) 1g 2a
D Paul Carollo, JR (20) 0g 4a
D Bernard Gray, SR (17) 0g 0a
M Eric Eichmann, SR (19) 8g 11a
M Jamey Rootes, JR (20) 5g 7a
M David Fortner, FR (10) 1g 2a
M Dick Landgren, SR (15) 0g 2a
F Gary Conner, SR (18)16g 2a
F Bruce Murray, JR (16) 6g 6a

1987
(18-5-1 Overall, 1-4-1 ACC)
NATIONAL CHAMPIONS

G Roberto Marinaro, FR (11) 43 Saves
G Tim Genovese, SR (7) 29 Saves
D Paul Rutenis, (24) SR 8g 6a
D Joey Feinberg, (22) FR 1g 2a
D Paul Carollo, (13) SR 1g 1a
D Andres Alos, (22) FR 0g 1a
M Edo Boonstoppel, (23) SO 4g 6a
M Thomas Najjar, (19) FR 4g 5a
M Jamey Rootes, SR (24) 3g 4a
M Dave Veghte, SO (14) 2g 3a
F Bruce Murray, SR (20) 20g 11a
F Pearse Tormey, FR (22) 11g 6a

1988
(10-7-2 Overall, 2-4 ACC)

G Bryan Mills, FR (8) 21 Saves
D Joey Feinberg, SO (19) 4g 0a
D Kevin England, FR (18)1g 5a
D Andres Alos, SO (13) 1g 0a
D Toby Wilcox, FR (10) 0g 1a
M Richard Richmond, (14) SO 4g 2a
M Edo Boonstoppel, JR (12) 3g 8a
M Thomas Najjar, SO (15) 5g 0a
M David Veghte, JR (19)1g 5a
M Quinton Fraai, JR (13) 1g 0a
F Pearse Tormey, SO (19) 9g 13a
F James Grimes, FR (13) 12g 2a

1989
(13-6-1 Overall, 1-4-1 ACC)

G Kevin Taylor, SR (16) 54 Saves
D Burke Goodloe, SO (11) 1g 0a
D Chris Martinez, FR (19) 0g 1a
D Steve Wolf, SO (20) 0g 1a
D Joey Feinberg, JR (14) 4g 5a
M David Veghte, SR (18) 5g 7a
M Edo Boonstoppel, SR (20) 2g 8a
M Andy Pujats, FR (19) 4g 1a

ALL-TIME STARTERS

M Thomas Najjar, JR (16) 1g 7a
F Pearse Tormey, JR (19) 15g 8a
F Jon Payne, FR (17) 5g 2a

1990
(16-4-1 Overall, 4-1-1 ACC)
ACC Regular Season Champions
Ranked Fourth in Final Poll

G Jaro Zawislan, FR (21) 134 Saves
D Chris Martinez, SO (21) 6g 2a
D Andy Pujats, SO (21) 2g 4a
D Kevin England, JR (19) 0g 5a
D James Dean, FR (18) 1g 1a
M Jon Payne, SO (19) 12g 4a
M Thomas Najjar, SR (18) 6g 10a
M Richie Richmond, SR (16), 4g 5a
M John Hammontree, JR (15) 5g 2a
F Pearse Tormey, SR (20) 5g 14a
F Jimmy Glenn, FR (21) 19g 5a

1991
(13-6-2 Overall, 2-3-1 ACC)
Ranked 18th in Final Poll

G Jaro Zawislan, SO (21) 103 Saves
D Chris Martinez, JR (18) 4g 0a
D Burke Goodloe, JR (18) 1g 2a
D Garrett Cronin, JR (16) 3 g 4a
D Andy Pujats, JR (21) 3g 5a
M Rivers Guthrie, FR (14) 6g 2a
M John Hammontree, SR (19) 6 g 1a
M Jon Payne, JR (14) 4g 5a
M Frank Seitz, JR (14) 0g 5a
M Matt Kirk, SO (15) 1g 1a
F Jimmy Glenn, SO (17) 12g 8a
F David McGuire, FR (18) 11g 4a

1992
(12-6-4 Overall, 1-3-2 ACC)

G Jaro Zawislan, JR (22) 112 Saves
D Andy Pujats, SR (20) 2g 1a
D Sylvan Bednar, FR (19) 1g 3a
D Chris Eatough, FR (17) 1g 0a
D Jamahl Green, FR (17) 0g 1a
M Mark Kinch, FR (17) 4g 8a
M Nidal Baba, SO (17) 5g 4a
M Miles Joseph, FR (15) 2g 6a
M Rivers Guthrie, SO (18) 1g 7a
F Jon Payne, SR (16) 7g 2a
F Jimmy Glenn, JR (14) 5g 3a

1993
(18-5-1 Overall, 5-0-1)
ACC Regular Season Champions
NCAA Final 16
Ranked Fifth in Final Poll

G Jaro Zawislan, SR (24) 97 Saves
D Sylvan Bednar, SO (22) 2g 0a
D Chris Eatough, SO (23) 0g 0a
D Jamahl Green, SO (23) 0g 2a
D Danny Care, FR (19) 2g 3a
M Imad Baba, FR (24) 5g 14a
M Nidal Baba, JR (19) 1g 4a
M Miles Joseph, SO (23) 11g, 19a
M Rivers Guthrie, JR (16) 4g, 10a
F Wolde Harris, SO (23) 29g, 7a
F Jimmy Glenn, SR (23) 32g, 12a

1994
(13-7-1 Overall, 2-4 ACC)

G Matt Jordan, FR (21) 63 Saves
D Mark Kinch, SO (13) 0g, 1a
D Tony Williams, FR (20) 1g, 1a
D Justin Rose, FR (17) 1g, 1a
D Jamahl Green, JR (17) 0g, 1a
M Imad Baba, SO (20) 8g, 11a
M Nidal Baba, SR (21) 7g, 9a
M Rivers Guthrie,SR (19) 6g, 18a
M Danny Care, SO (21) 2g, 4a
F Wolde Harris, JR (15) 26g, 2a
F Miles Joseph, JR (17) 9g, 8a

1995
(16-6-1 Overall, 4-2 ACC)
NCAA Final 16

G Matt Jordan, SO (22) 72 Saves
D Tony Williams, SO (17) 1g, 5a
D Justin Rose, SO (16) 0g, 1a
D Sylvan Bednar, SR (20) 3g, 0a
D Dana Quick, JR (23) 0g, 0a
M Imad Baba, JR (22) 8g, 7a
M Danny Care, JR (23) 4g, 10a
M Jason Kamlet, FR (19) 2g, 3a
M Craig Wenning, JR (13) 0g, 2a
F Wolde Harris, SR (23) 21g, 9a
F Miles Joseph, SR (22) 8g, 8a

1996
(10-7-2 Overall, 2-3-1 ACC)

G Matt Jordan, SO (17) 52 Saves
D Tony Williams, JR (19) 1g, 7a
D Jeff Bilyk, FR (18) 0g, 1a
D Chris Behrman, SR (15) 1g, 0a
D Danny Care, SR (19) 1g, 3a
M John Wilson, SO (16) 5g, 6a
M Jody DeBruin, SO (18) 4g, 4a
M Eric Quill, FR (13) 5g, 6a
M Nathan Rawlins, FR (11) 1g, 1a
F Jeff Yenzer, SR (17) 17g, 4a
F Paul Stalteri, FR (13) 9g, 7a

1997
(11-7-3 Overall, 2-3-1 ACC)
Ranked 12th in Final Poll
NCAA Quarterfinalist

G Matt Jordan, SR (20) 124 Saves
D Jeff Bilyk, JR (20) 1g, 0a
D Matt Elliott, SO (18) 0g, 1a
D Mike Potempa, FR (21) 0g 1a
D Pablo Webster, FR (18) 0g 1a
M Tony Williams, SR (21) 3g 6a
M Jeremy Iwaszkowiec, SO (19)1g, 2a
M Nathan Rawlins, SO (18) 1g, 0a
M Wojciech Krakowiak, SO (20) 11g, 5a
F Jody DeBruin, SR (20) 9g, 7a
F John Wilson, JR (15) 4g, 7a

1998
(22-2 Overall, 5-1 ACC)
Ranked First in Final Poll
ACC Champions
NCAA Quarterfinalist

G Josh Campbell, JR (23) 79 Saves
D Matt Elliott, JR (20) 0g 3a
D Mike Potempa, SO (24) 0g 0a
D Nathan Rawlins, JR (23) 2g 6a
D Alan Woods, JR (22) 2g, 1a
M Jeff Bylik, SR (21) 1g 1a
M Jeremy Iwaskowiec, JR (20) 4g 6a
M Mark Lisi, SO (24) 10g, 17a
F Wojtek Krakowiak, JR (23) 31g, 8a
F Scott Bower, JR (22) 9g, 16a
F John Wilson, SR (20) 4g, 11a

1999
(9-8-2 Overall, 2-2-2 ACC)

G Josh Campbell, SR (16) 53 Saves
D Alan Woods, SR (19) 5g, 2a
D Pablo Webster, JR (12) 0g, 5a
D Mike Potempa, JR (18) 1 g, 2a
D Christian Baldwin, SR (17) 0g 0a
M Mark Lisi, JR (18) 5g, 6a
M Ross Goodacre SO (19) 4g, 7a
M Matt Elliott, SR (19) 1g, 0a
M Andy Heck, JR (9) 0g, 0a
F Ian Fuller, SO (18) 7g, 7a
F Bob Cavanagh, SR (15) 6g, 5a

2000
(14-4-2 Overall, 3-3 ACC)
Ranked Eighth in Final Poll
NCAA Final 16

G Doug Warren, SO (20) 77 Saves
D Pablo Webster, SR (20) 2g, 13a
D Oguchi Onyewu, FR (20) 5g, 5a
D Ricky Lewis, FR (19) 3g, 4a
D Mike Potempa, SR (17) 0g, 1a
M Mark Lisi, SR (17) 15g, 8a
M Ross Goodacre, JR (11) 3g, 9a
M Kenneth Cutler, FR (17) 1g, 4a
M Nathan Rawlins, SR (11) 2g, 2a
M Oskar Bringsved, FR (20) 1g, 1a
F Fabio Tambosi, SO (17) 14g, 5a
F Ian Fuller, JR (11) 3g, 8a

2001
(19-5 Overall, 4-2 ACC)
ACC Champions
Ranked Fourth in Final Poll
NCAA Final 8

G Doug Warren, JR (23) 76 Saves
D Oguchi Onyewu, SO (24) 7g, 5a
D Kevin Conaway, SR (22) 0g, 7a
D Ricky Lewis, SO (20) 2g, 2a
D Chase Hilgenbrinck (15) 1g, 2a
M Paul Souders, SO (20) 7g, 6a
M Ross Goodacre, SR (16) 5g, 4a
M Oskar Bringsved, SO (23) 1g, 5a
F Ian Fuller, SR (21) 11g, 8a
F Dimelon Westvield, JR (16) 9g, 5a
F Fabio Tambosi, JR (17) 3g, 8a

ALL-TIME STARTERS

2002
(14-5-3 Overall, 2-3-1 ACC)
Ranked 7th in Final Poll
NCAA Quarterfinalist

G Doug Warren, SR (19) 108 Saves
D Ricky Lewis, JR (19) 4g, 6a
D Chase Hilgenbrinck,JR (19) 1g, 5a
D Nick Rivera, JR (20) 1g, 1a
D Justin Moore, FR (20) 0g, 2a
M Kenny Cutler, JR (20) 5 g, 5a
M Fabio Tambosi, SR (20) 2g, 12a
M Oskar Bringsved, JR (20) 0g, 6a
F Paul Souders, JR (11) 2g, 5a
F Steven Rhyne, JR (19) 7g, 9a
F Dimelon Westfield, SR (17) 20g, 5a

2003
(9-7-4 Overall, 2-4 ACC)

G Phil Marfuggi, FR (14) 55 Saves
D Chase Hilgenbrinck,SR (20) 1g, 3a
D Nick Rivera, SR (14) 1g, 0a
D Brett Branan, JR (11) 1g, 1a
D Justin Moore, SO (15) 1g, 3a
M Kenny Cutler, SR (20) 3g, 3a
M Bradley Gibson, SO (18) 0g, 1a
M Paul Souders, SR (18) 4g, 4a
M Landy Mattison, JR (14) 0g, 1a
F Charlie Roberts, JR (11) 5g, 2a
F Andre Borges, SR (13) 5g, 2a

2004
(8-9-1 Overall, 2-5 ACC)

G Phil Marfuggi, SO (11) 31 Saves
D Justin Moore, JR (17) 3g, 4a
D Nathan Sturgis, FR (17) 3g, 0a
D Havird Usry, FR (10) 1g, 1a
D Landy Mattison, SR (18) 1g, 1a
M J.D. Broooks, SR (17) 0g, 0a
M Stuart Holden, SO (14) 3g, 3a
M Mark Buchholz, FR (16) 1g, 0a
M Bradley Gibson, JR (18) 0g, 2a
F Olatomiwa Ogunsola, SO (9) 3g, 1a
F Steven Rhyne, SR (18) 11g, 5a

2005
(15-6-3 Overall, 2-4-2 ACC)
Ranked Third in Final Poll
NCAA Final Four

G Phil Marfuggi, JR (24) 89 Saves
D Justin Moore, SR (22) 0g, 7a
D Nathan Sturgis, SO (24) 2g, 7a
D Harvird Usry, SO (22) 0g, 1a
D Alan O'Hara, JR (24) 1g, 1a
M Mark Buchholz, SO (23) 5g, 3a
M Bryson Moore, FR (23) 4g, 4a
M Randy Albright, SR (13) 4g, 4a
M Bradley Gibson, SR (16) 0g, 2a
F Dane Richards, JR (24) 12g, 8a
F Hector Quintanar, JR (19) 5g, 0a

2006
(13-5-2 Overall, 3-3-2 ACC)
Ranked Ninth in Final Poll
NCAA Round of 16

G Phil Marfuggi, SR (16) 67 Saves
D Havird Usry, JR (15) 0g, 1a
D Micah Usry, SR (14) 0g, 1a
D Alan O'Hara, JR (24) 1g, 1a
D Greg Eckhardt, FR (17) 0g, 0a
M Mark Buchholz, JR (20) 4g, 6a
M Bryson Moore, SO (15) 3g, 2a
M Hector Quintanar, SR (20) 0g, 7a
M David Bell, JR (15) 2g 1a
F Dane Richards, SR (19) 11g, 9a
F Frederico Moojen, SR (18) 11g, 2a

2007
(7-11-1 Overall, 2-6 ACC)

G Joseph Bendik, SO (19) 93 Saves
D David Newton, SO (16) 2g, 2a
D Greg Eckhardt, SO (19) 1g, 2a
D Parker Rogers, SO (9) 0g, 1a
D Havird Usry, SR (17) 0g, 1a
M Tommy Drake, FR (13) 5g, 3a
M Eric Cava, FR (13) 1g, 5a
M Mark Buchholz, SR (14) 3g, 3a
M Danny Poe, SR (18) 1g, 1a
F Tate Parrish, SR (17) 6g, 6a
F David Bell, SR (10) 2 g, 2a

2008
(7-9-2 Overall, 3-4-1 ACC)

G Joseph Bendik, JR (18) 92 Saves
D David Newton, JR (16) 0g, 1a
D Greg Eckhardt, JR (17) 2g, 2a
D Bryson Moore, SR (18) 0g, 4a
D Francklin Blaise, FR (18) 0g, 1a
M Hassan Ibrahim, JR (11) 4g, 4a
M Eric Cava, SO (14) 0g, 5a
M Nick Burton, FR (10) 3g, 3a
M Connor Barbaree, FR (13) 0g, 3a
F Nathan Thornton, JR (11) 3g, 1a
F Tommy Drake, SO (14) 1g, 2a

2009
(6-12-1 Overall, 2-6 ACC)

G Jseph Bendik, SR (18) 85 Saves
D Josh Shutter, FR (12) 0g, 2a
D David Newton, SR (17) 0g, 0a
D Greg Eckhardt, SR (11) 0g, 0a
D Bo Godwin, FR (14) 0g, 0a
M Tommy Drake, JR (17) 3g, 3a
M Riley Sumpter, SO (18) 2g, 1a
M Eric Cava, JR (18) 1g, 3a
M Connor Barbaree, SO (17) 1g, 3a
F Nathan Thornton, SR (16) 8g, 2a
F Austin Savage, FR (13) 6g, 3a

2010
(5-9-4 Overall, 2-4-2 ACC)

G Cody Mizell, FR (17) 64 Saves
D Jack Metcalf, FR (16) 1g, 1a
D Bo Godwin, SO (15) 0g, 1a
D Wes Nelson, SO (15) 0g 2a
D Francklin Blaise JR (18) 0g 1a
M Tommy Drake, SR (15) 5g 5a
M Stephen McGill, FR (9) 1g 3a
M Alex Stockinger, FR (18) 0g 3a
M Eric Cava, SR (9) 0 ga 1a
M Nick Burton, JR (16) 2g, 3a
F Austin Savage, SO (15) 4g, 1a
F Riley Sumpter, JR (13) 4g 1a

2011
(8-8-2 Overall, 4-4 ACC)

G Cody Mizell, SO (17) 76 Saves
D Bo Godwin, JR (13) 0g, 1a
D Wes Nelson, JR (13) 0g, 1a
D Phanuel Kavita, FR (18) 1g, 0a
D Alex Stockinger, SO (17) 0g, 0a
M Jack Metcalf, SO (16) 0g, 5a
M Amadou Dia, FR (12) 4g, 1a
M Ara Amirkhanian, FR (12) 1g, 1a
M Keegan Priest, GR (16) 0g, 3a
F Brynjar Benediktsson, FR (12) 7g, 5a
F Austin Savage, JR (14) 6g, 4a

2012
(6-9-5 Overall, 3-2-3 ACC)

G Cody Mizell, JR (17) 59 Saves
D Kyle Fisher, FR (20) 0g, 2a
D Jack Metcalf, JR (15) 0g, 0a
D Phanuel Kavita, SO (20) 0g, 0a
D Franklin Blaise, SR (10) 0g, 0a
M Paul Clowes, FR (19) 0g 3a
M Alex Stockinger, JR (16) 3g, 1a
M Amadou Dia, SO (15) 0g, 3a
F Ara Amirkhanian, SO (14) 5g, 2a
F Austin Savage, SR (17) 8g, 4a
F Manolo Sanchez, SO (19) 2g, 6a

2013
(11-7-3 Overall, 5-4-2 ACC)

G Andrew Tarbell, FR (15) 36 Saves
D Kyle Fisher, SO (21) 2g, 0a
D Phanuel Kavita, JR (21) 0g, 0a
D Amadou Dia, JR (21) 0g, 1a
D Jack Metcalf, SR (19) 0g, 3a
M Thomas McNamara, GR (20) 7g, 8a
M Paul Clowes, SO (18) 0g, 2a
M Manolo Sanchez, JR (17) 5g, 3a
M Ara Amirkhanian, JR (19) 6g, 3a
M Alex Stockinger, SR (13) 1g, 0a
F Austen Burnikel, FR (9) 0g, 2a
F Bobby Belair, GR (9) 1g, 3a

2014
(12-7-3, 5-2-1 ACC)
ACC Champion
Final 16, Ranked 11th in Final Poll

G Andrew Tarbell, SO (16) 43 Saves
D Saul Chinchilla, FR (17) 1g, 3a
D Kyle Fisher, JR (22) 3g, 2a
D Phanuel Kavita, SR (22) 2g, 4a
M Thales Moreno, SO (17) 3g, 3a
M Paul Clowes, JR (21) 2g, 5a
M Oliver Shannon, FR (14) 3g, 2a

ALL-TIME STARTERS

M Ara Amirkhanian, SR (20) 2g, 4a
M Iman Mafi, SO (15) 2g, 2a
F T.J. Casner, JR (15) 3g, 6a
F Amadou Dia, SR (16) 0g, 1a

2015
(17-3-4 Overall, 6-1-1 ACC)
National Runner-Up
Ranked Second in Final Poll

G Andrew Tarbell, JR (24) 84 Saves
D Kyle Fisher, SR (20) 1g, 1a
D Aaron Jones, JR (16) 1g, 3a
D Patrick Bunk-Andersen, FR (23) 0g, 3a
M Iman Mafi, JR (23) 4g, 8a
M Oliver Shannon, SO (18) 5g, 4a
M Saul Chinchilla, SO (17) 2g, 5a
M Paul Clowes, SR (24) 2g, 1a
F T.J. Casner, SR (21) 10g, 4a
F Austen Burnikel, JR (20) 7g, 2a
F Diego Campos, SO (19) 4g, 5a

2016
(14-4-5 Overall, 4-1-3 ACC)
Ranked 17th in Final Poll

G Ximo Miralles, SO (21) 63 Saves
D Andrew Burkniel, R-FR (12) 5g, 1a
D Aaron Jones, SR (22) 3g, 4a
D Patrick Bunk-Andersen, SO (23) 0g, 4a
D Tanner Dieterich, FR (14) 1g, 1a
M Oliver Shannon, JR (23) 1g, 6a
M Grayson Raynor, JR (19) 2g, 3a
M Malick Mbaye, SO (16) 2g, 1a
M Michael Melvin, JR (18) 0g, 2a
F Austen Burnikel, SR (16) 5g, 1a
F Diego Campos, JR (20) 6g, 4a

2017
(12-6-1 Overall, 4-4 ACC)
Ranked 17th in Final Poll

G Ximo Miralles, JR (19) 50 Saves
D Patrick Bunk-Andersen, JR (18) 3g, 1a
D Tanner Dieterich, SO (16) 1g, 2a
D Malick Mbaye, SO (15) 1g, 1a
M Oliver Shannon, SR (19) 4g, 5a
M Michael Melvin, SR (17) 0g, 4a
M Grayson Raynor, SR (16) 0g, 3a
M Harrison Kurtz, SO (11) 0g, 4a
M Robbie Robinson, FR (9) 4g, 1a
F Jason Wright, SR (19) 8g, 3a
F Diego Campos, SR (16) 10g, 9a

2018
(7-9-1 Overall, 2-6 ACC)

G Jonny Sutherland, GR (12) 30 saves
D Patrick Bunk-Andersen, SR (17) 1g, 1a
D Tanner Dieterich, JR (17) 4g, 0a
D Charlie Asensio, FR (16) 0g, 1a
D Malick Mbaye, JR (14) 1g, 0a
D Justin Malou, SO (11) 0g, 1a
M Quinn McNeill, R-FR (13) 2g, 0a
M Sindi Bjornsson, SO (14) 0g, 0a
F Adrian Nunez, JR (17) 6g, 2a
F Kimarni Smith, SO (15) 2g, 1a
F Grayson Barber, FR (11) 1g, 2a

2019
(18-2-2 Overall, 6-1-1 ACC)
Ranked Fifth in USC Final Poll
ACC Regular Season Champions
ACC Tournament Finalists
NCAA Quarterfinals

G George Marks, SO (21) 54 Saves
D Oskar Agren, FR (22) 1g, 4a
D Justin Malou, JR (21) 0g, 5a
D Malick Mbaye, SR (21) 3g, 1a
D Charlie Asensio, SO (21) 0g, 1a
M Philip Mayaka, FR (20) 2g, 8a
M Tanner Dieterich, SR (18) 3g, 10a
M L.F. Fernandez-Salvador, SO (19) 1g, 5a
F Robbie Robinson, JR (14) 18g, 9a
F Kimarni Smith, JR (16) 13g, 5a
F Grayson Barber, SO (18) 10g, 9a

2020
(14-3-3 Overall, 7-3-2 ACC)
Ranked First in USC Final Fall Poll of Fall
Ranked No. 7 to End 2020
ACC Tournament Champions
No. 1 Seed in 2020 NCAA Tournament
NCAA Round of 16

G George Marks, JR (19) 44 Saves
D John Martin, JR (9) 0g, 0a
D Justin Malou, SR (20) 1g, 0a
D Oskar Agren, SO (18) 0g, 0a
D Charlie Asensio, JR (20) 0g, 2a
D Hamady Diop, FR (7), 2g, 0a
M L.F. Fernandez-Salvador, JR (16) 2g, 4a
M P. Mayaka, SO (9) 0g, 0a
M C. Johnson, *SR (19) 5g, 4a
M Q. McNeill, *JR (12) 2g, 1a
M O. Sylla, FR (8) 1g, 0a
F K. Smith, SR (10) 8g, 3a
F G. Barber, JR (11) 2g, 7a
F J. Brighton, *SO (14) 6g, 1a
F M. Seye, SO (6) 4g, 2a
F I. Reid, SO (10) 2g, 1a

**Extended roster because of split season.*

2021
(16-5-2 Overall, 5-3 ACC)
Ranked First in USC Final Poll
ACC Atlantic Division Regular Season Champions
ACC Tournament Semifinalists
NATIONAL CHAMPIONS

G George Marks, SR (23) 71 Saves
D Oskar Agren, SR (20) 5g, 3a
D Justin Malou, *SR (20) 0g, 2a
D Hamady Diop, SO (20) 3g, 3a
D Charlie Asensio, SR (22) 0g, 5a
M Quinn McNeill, SR (22) 4g, 4a
M Ousmane Sylla (13) 5g, 7a
M L.F. Fernandez-Salvador, SR (16) 8g, 5a
M Alvaro Gomez, SR (19) 3g, 1a
F Isaiah Reid, JR (19) 9g, 3a
F Callum Johnson, **SR (19) 3g, 5a

2022
(13-7-1 Overall, 3-4-1 ACC)
Ranked 13th in USC Final Poll
ACC Tournament Finalits
NCAA Round of 32

G Joseph Andema, FR (16) 46 Saves
D Joey Skinner, SO (18) 2g, 1a
D Adam Lundegard, *FR (19) 2g, 1a
D Hamady Diop, SO (13) 3g, 3a
D Enrique Montana, SR (14) 1g, 3a
M Alvaro Gomez, SR (17) 1g, 5a
M Elton Chifamba (19) 0g, 2a
M Derek Waleffe, SR (16) 2g, 0a
F Ousmane Sylla, JR (18) 5g, 7a
F Isaiah Reid, JR (13) 3g, 0a
F Mohamed Seye, SR (21) 4g, 6a

2023
(15-3-5 Overall, 4-2-2 ACC)
Ranked First in USC Final Poll
ACC Tournament Champions
NATIONAL CHAMPIONS

G Joseph Andema, SO (23) 53 Saves
D Pape Mar Boye, FR (20) 2g, 0a
D Adam Lundegard, SO (22) 0g, 0a
D Shawn Smart, SO (21) 2g, 2a
D Gael Gibert, GR (23) 4g, 1a
D Arthur Duquenne (18) 2g, 5a
M Joran Gerbet, SR (21) 3g, 3a
M Ousmane Sylla, SR (19) 13g, 10a
M Brandon Parrish, GR (18) 4g, 2a
F Alex Meinhard, SR (19) 7g, 6a
F Nathan Richmond, SO (15) 5g, 5a

2024
(15-3-4 Overall, 5-2-1 ACC)
Ranked Ninth in USC Final Poll
ACC Tournament Runners-Up

G Joseph Andema, SO (16) 35 Saves
D Arthur Duquenne, SO (19) 1g, 4a
D Lukas Magnason, FR (21) 2g, 0a
D Titus Sandy, Jr, GR (21) 0g, 4a
D Adam Lundegard, GR (19) 0g, 2a
M Joran Gerbet, SR (20) 7g, 8a
M Ransford Gyan, FR (22) 5g, 6a
M Tyler Trimnal (22) 6g, 4a
F Alex Meinhard (22) 11g, 1a
F Wahabu Musah (21) 6g, 4a
F Misei Yoshizawa (21) 4g, 3a

2025
(8-6-3 Overall, 4-2-2 ACC)

G Joseph Andema, SR (17) 37 Saves
D Arthur Duquenne, JR (17) 0g, 1a
D Lukas Magnason, SO (12) 2g, 1a
D Floki Stephensen, SO (14) 1g, 0a
M Nathan Richmond, SR (16) 7g, 5a
M Ransford Gyan, SO (16) 10g, 14a
M Mason Jimenez, JR (16) 1g, 2a
M Misei Yoshizawa, SR (16) 6g, 4a
M Gabriel Santuari, GR (13) 0g, 2a
M Kwaku Agyabeng, FR (15) 1g, 1a
F Remi Okunlola (15) 0g, 8a
F Wahabu Musah (14) 6g, 0a

F Xander Sevian (13) 0g, 0a

STARS FROM THE PAST



Henry Abadi...F...1972-73

- All-American in 1973
- First-team All-ACC in 1972 and 1973
- Set Clemson record for most goals in a season with 32 in 1973
- Set school record for most points in a season with 71 in 1973
- 14th on Clemson career list for most points in a career with 102
- Ninth on Clemson career list for most goals scored with 45
- Finished his career with seven hat tricks
- School record holder for most hat tricks in one season with five (1973)
- Inducted into Clemson Hall of Fame in 2010.



Clyde Brown...B...1972-75

- All-American in 1973 and 1974
- First-team All-ACC in 1972, 1973, 1974, 1975
- Named ACC Player-of-the-Year in 1972, 1973, 1974, 1975
- Only male player in the History of the ACC to be named player-of-the-year for four seasons, regardless of sport.
- Member of the ACC 50-Year Anniversary Team

Danny Care...F...1993-96

- Over his career scored nine goals and had 20 assists.
- All-American in 1996
- First-team All-South in 1996
- Led the team in assists with 10 in 1995
- Second-team All-ACC in 1993 and 1996
- 1996 team MVP

Josh Campbell...G...1996-99

- 1998 All-American
- First-team All-ACC goalkeeper in 1998
- 1998 ACC Tournament Most Valuable Player
- Helped lead Clemson to its first ACC Tournament Title in 1998
- Won the 1998 Coach's Achievement Award

Oskar Agren...D...2019-21

- 2021 MAC Hermann Trophy Finalist
- Second Team All-American in 2021
- First team All-ACC in 2021
- Second-team All-ACC in 2020
- On-Field Captain in 2021 National Championship season
- College Cup All-Tournament Team in 2021



Gary Conner...F...1983-86

- 1985 All-American
- First-team All-ACC in 1985 and 1986
- ACC Player-of-the-Year in 1985
- Fourth on Clemson's career list for most points with 154
- Fourth on Clemson career list for most goals scored with 67
- Scored two hat tricks in the 1986 season
- Led team in goal scoring in 1984 (19), 1985 (21) and 1986 (16)
- Set the Clemson record for most goals scored as a junior with 21
- Set the school record for most points scored as a sophomore with 46, and as a junior with 48
- Led the ACC in goal scoring in 1985 with 21 and tied for the lead in 1986 with 16,ACC leader in 1985 with 48 points.



Eric Eichmann...F...1983-86

- 1989 starter on U.S. National Team
- All-American in 1985 and 1986
- First-team All-ACC in 1983, 1985 and 1986
- Clemson career leader for assists with 47
- Holds Clemson record for most assists in a season with 19
- Tied as Clemson's career leader for number of games played with 88
- 11th on Clemson career list for most points scored with 111
- Led the 1985 and 1986 teams in assists
- Finished the 1985 season with 19 and the 1986 season with 11
- Holds Clemson record for most assists by a junior with 19 in 1985
- 1985 ACC stat champion with 19 assists
- 1985 Soccer America MVP
- Inducted into the Clemson Athletic Hall-of Fame
- Member of the ACC 50-Year Anniversary Team

Kyle Fisher...D...2012-2015

- 2015 MAC Hermann Trophy Semifinalist
- 2015 NSCAA First Team All-American
- 2014 & 2015 NSCAA All-South Region First Team
- A member of the College Cup All-Tournament Team in 2015
- Named 2015 ACC Defensive Player of the Year
- 2015 First-Team All-ACC selection
- Named to the Top Drawer Soccer Postseason Best XI First Team in 2015
- Played in and started all but four games on the Clemson back line in his collegiate career

Ian Fuller...F...1998-01

- 2001 ACC Tournament MVP
- Named to the All ACC Tournament team in 2000 and 2001

STARS FROM THE PAST

Jimmy Glenn...F...1990-93

- One of the finalists for the 1993 Missouri Athletic Club and the 1993 Hermann Award
- 1993 First-Team All-American
- 1993 Atlantic Coast Conference Player-of-the-Year
- 1993 First-Team All-ACC
- 1993 ACC All-Tournament Team Member
- Led the nation in scoring (76 points) and goals scored (32) in 1993
- Led the Atlantic Coast Conference in goals scored (32) and total points (76) in 1993
- Tied the Clemson single-season record for most goals scored (32) in 1993
- First on the Clemson single-season list for total points (76)
- Third on the Clemson career goal scoring list with 68
- Third on the school's career scoring list for most points with 164
- 10th place on the school's career list for most assists with 28
- Glenn's eight career hat tricks are tied for the most in a career by a Clemson player, had four hat tricks in 1993
- Scored two goals in leading the fifth-ranked Tigers to a 2-1 upset win over top-ranked Virginia at Charlottesville, VA Sunday, October 10. Glenn scored the winning goal at the 89:59 mark (:01 second remaining in the game). This was the latest winning goal Clemson has ever scored in the history of the Tiger Program in regulation
- Member of the ACC 50-Year Anniversary



Wolde Harris...F...1993-95

- One of the finalists for the 1995 Hermann Award
- 1995 All-American
- 1995 First-Team All-Atlantic Coast Conference
- 1993 & 1994 Second-Team All-Atlantic Coast Conference
- 1994 ACC All-Tournament Team Member
- Led the nation in goal scoring with 26 goals in 1994
- Second in the nation in goal scoring with 29 goals in 1993
- Tied for fifth for most goals scored nationally in 1995 with 21
- Harris led the Atlantic Coast Conference in goals scored (26) and points (54) in 1994
- Tied for the lead in the ACC for most goals scored with 21 in 1995
- Set the Clemson career record for most goals scored with 76
- Finished his career in second place on the Atlantic Coast Conference list for most goals scored with 76
- Second on the school's career list for most points with 170
- Harris' eight career hat tricks are tied for the most in a career by a Clemson player
- Had four hat tricks in 1994
- Only second player in Clemson and ACC history to score 20 or more goals for three consecutive seasons, Clemson's Nnamdi Nwokocha is the other player to accomplish this feat
- Member of the ACC 50-Year Anniversary Team.

Miles Joseph...F...1992-95

- 1993 First-Team All American by Soccer News
- 1993 and 1994 First Team All-ACC
- 1995 Second Team All-ACC
- Had four assists vs. Francis Marion on 9-28-93
- Tied the school record for most assists in a single season with 19 in 1993
- Tied for third on the Clemson career list for most assists with 41
- Member of the ACC 50-Year Anniversary Team

Matt Jordan...G...1994-97

- 1997 First-Team All-American
- 1997 First-Team All-ACC
- 1995 & 1996 Second-Team All-ACC
- Had 124 saves in 1997, tied for the second most saves in a single season
- Finished his career in second place for most saves with 311
- Participated in the 1997 World University Games
- Started 80 games for the Tigers during his career, he started every game he played in during his career
- Finalist for the 1997 Hermann and Missouri Athletic Club Awards
- 1997 First-Team All-South and 1997 Team MVP.
- Led the ACC in Save Percentage (.809) and Goals Allowed Average (0.79) in 1995
- Member of the ACC 50-Year Anniversary Team

Wojtek Krakowiak...F...1997-98

- 1998 Hermann Award Winner
- 1998 Consensus National Player-of-the-Year
- 1998 Soccer America National Player-of-the-Year
- 1998 Soccer Times National Player-of-the-Year
- 1998 College Soccer Weekly National Player-of-the-Year
- 1998 ACC Player-of-the-Year
- 1998 First-Team All-ACC
- Third in Clemson history for most goals scored in a single season with 31
- Led the ACC in goal scoring (31) and points (70) in 1998
- Had four hat tricks in 1998
- Finished 11th on the Clemson career list for most goals scored (42) and 16th for most points (97)
- Member of the ACC 50-Year Anniversary Team

Nabeel Kammoun...M...1971-73

- 1972 All American by the NSCAA
- Led the 1972 team in assists with 10
- Tied for the team lead in assists with six in 1971
- Had five goals vs. Jacksonville on 9-25-71
- Scored 18 goals in the 1971 season, and led the league in this category
- Finished Clemson career with 28 goals and 22 assists
- Member of Clemson's 1972 and 1973 ACC Championship teams
- Clemson lost only two games during those two seasons
- Started every game during the 1972-1973 seasons.

STARS FROM THE PAST

Mark Lisi...M...1997-2000

- 2000 Consensus First-Team All-American
- Named first-team All-American by the NSCAA, Soccer America, and Soccer Times
- Third pick in the first round by DC United of the Major League Soccer draft
- In the 2000 season, he led Clemson with 15 goals and eight assists for 38 points
- Member of the All-ACC First Team in 1998, 1999, and 2000
- All-ACC Tournament in 1998
- 1998 second-team All-American by Soccer News
- Finished his career with 43 goals, 37 assists and 103 points
- 2000 team MVP
- Member of the ACC 50-Year Anniversary Team



Phil Marfuggi...G...2003-06

- 2005 Soccer America All-American
- 2005 Soccertimes.com All-American
- NSCAA Second Team All-American
- NSCAA All-South First Team
- Collegesoccernews.com All-Amerian Third team
- First Team All-ACC in 2005
- MVP of the Old Dominion Tournament
- 2006 MAC Hermann Trophy Watch List
- 2006 Soccer America Preseason All-America Team
- 2006 College Soccer News Preseason All-America Team
- 2006 Second-team All South
- 2006 second-team All-ACC
- In fifth place in school history for most saves in a career with 237.

George Marks...G...2018-21

- Three-time All-ACC, twice second team and once third team
- Finished his career with 21 solo shutouts, third in school history.
- Finshed career with 47 goalkeeper wins, third in school history.
- Captain on 2021 National Championship team
- Defensive MVP of 2021 College Cup
- Third Team Top Drawer Soccer Best XI in 2021
- Three-time All-ACC, twice second team and once third team
- Drafted 57th overall to Charlotte FC

Philip Mayaka...M...2019-20

- Drafted No. 3 overall by Colorado Rapids in 2021 MLS SuperDraft.
- 2019 MAC Hermann Trophy Semifinalist
- 2019 second-team All-American
- 2019 first-team All-South Region
- 2019 ACC Freshman of the Year
- 2019 first-team All-ACC
- 2019 ACC All-Tournament team
- 2020 ACC All-Tournament team
- 2020 first-team All-ACC
- 2020 second-team All-South Region

Thomas McNamara...F...2013

- 2013 NSCAA All-America, Second-Team
- 2013 CoSida Academic America, First-Team
- 2013 NSCAA All-South, First-Team
- 2013 NSCAA Scholar All-South First-Team
- 2013 Collegesoccernews.com All-Amerian Third team
- First Team All-ACC in 2013
- 2013 All-ACC Tournament Team
- Recipient of the ACC Post-Graduate Scholarship
- Named ACC Player of the Week on two occasions in 2013
- Led the 2013 team in scoring with seven goals and eight assists for 22 points

Bruce Murray...F...1984-87

- 1987 Hermann Award Winner
- 1987 ISAA National Player-of-the-Year
- 1987 Missouri Athletic Club Collegiate Soccer Player of the Year Runner-up
- First-team All-American his sophomore and senior seasons
- Led the ACC in goals, points, and second in assists in 1987
- Named to the All-ACC first team in 1987 and All-ACC tournament team
- Had the winning goal in three NCAA tournament games for the Tigers in 1987 against Evansville, Indiana, and Rutgers
- Murray's game-winner against Evansville, a 35-yard kick, was described by Evansville's Head Coach Fred Schmalz as "The best free kick I have ever seen in college soccer."
- First player in Clemson history in the 40-40 Club (over 40 goals and 40 assists in a career)
- Sixth in school history in total points with 142
- Seventh in total goals at Clemson with 48
- Chosen National Player-of-the-Week by Soccer America during the middle of the 1987 season
- Also a Soccer America MVP in 1985 and 1987
- A veteran of 84 games in his career, Murray had either a goal or an assist in 56 games
- Played in the World University Games in Yugoslavia in 1987
- First-team All-American as a sophomore in 1985, the second sophomore All-American in Clemson history
- First-team All-ACC in 1985 and 1987
- Named National Rookie-of-the-Year in 1984 by Soccer America
- Set a Clemson single season assist record that year with 15
- Started in 1984 and 1987 National Championship Games and is one of just two players to start for two different Clemson National Championship teams
- Starting striker on 1990 US National Team
- All-time leading scorer for U.S. national team when he retired from that team
- Member of the ACC 50-Year Anniversary Team
- Named one of the top 50 male Athletes in ACC History in 2003
- Inducted into the National Soccer Hall-of-Fame in 2011

Christian Nwokocha...F...1975-78

- 1978 NSCAA All-American
- 1976, 1977 and 1978 first-team All-ACC
- Led the ACC in goal scoring with 20 in 1976
- Led the ACC in goal scoring with 18 in 1978
- 1978 team finished third in the NCAA Tounament
- Fifth on the Clemson career list for most goals scored with 59
- 11th on the school's career list for most assists with 27
- Had 13 assists in 1977, 10th most in school history in single season
- Finished Clemson career with 61 goals and 27 assists
- Member of four ACC Championship teams while at Clemson.

STARS FROM THE PAST



Nnamdi Nwokocha...F...1979-82

- 1979 and 1981 NSCAA All-American
- 1979, 1980, 1981 First-Team All-ACC
- 1979 ACC Player-of-the-Year as a freshman when he led the Tigers to the NCAA Championship game
- 1979, 1980, 1981 team MVP
- Led the ACC in goal scoring in 1979, 1980 and 1981
- Led the ACC in assists with 11 in 1979
- First on the Clemson career list for most points with 171,second in school history for most goals scored in a career with 74
- Had four consecutive hat tricks in four matches during the 1980 season
- Scored a school record and an ACC record seven goals in one half vs. Belmont Abbey on 9-9-79
- Member of the ACC 50-Year Anniversary Team

Oguchi Onyewu...B...2000-01

- Named to the Soccer America MVP team in 2001
- Named NSCAA All-American in 2001
- Hermann Award Finalist in 2001
- Named first-team All-ACC in 2000 and 2001
- Signed a professional contract with F.C. Metz of France in the spring of 2002
- Scored the game-winning goal in the ACC Championship match vs. North Carolina (11-3-01) and two goals in the closing minutes of the NCAA Tournament match vs. Alabama-Birmingham (12-2-01)
- Member of the ACC 50-Year Anniversary Team
- Player on the 2006 and 2010 US World Cup team

Adubarie Otorubio...B...1981-84

- Clemson's only three-time All-American
- 1983 ACC Player-of-the-Year
- First-team All-ACC for four years 1981-1984
- Clemson MVP winner
- 1981 Coach's Achievement Award
- 1983 Soccer America MVP
- Member of the ACC 50-Year Anniversary Team.

Mike Potempa...B..1997-2000

- Named to the 2000 National Soccer Coaches Association of America (NSCAA) Academic All-America Team
- 2000 NSCAA All-America Second Team
- Second team All-ACC in 1998, 1999, 2000
- First Clemson soccer player to be named Academic and on field All-American in same year
- Former assistant coach at Clemson



Andy Pujats...M...1989-92

- Played at Clemson from 1989- 1992
- Over his career, scored 11 goals and registered 11 assists
- 1991 NSCAA All-American
- 1991 and 1992 NSCAA All-South
- 1991 and 1992 First-Team All-ACC
- 1990 Second-Team All-ACC.

Dana Quick...B...1995

- Played at Clemson for one season (1995)
- 1995 NSCAA All-American
- 1995 second-team All-ACC
- Played a defender position during his career at Clemson
- Named to the ACC Honor roll in 1995-96 academic year.

Dane Richards...F...2005-2006

- NSCAA Second-Team All-American in 2006
- First-team All-South in 2006
- First-team All-ACC in 2006
- 2006 MAC Hermann Trophy Finalist
- 2006 College Soccer News Second-team All-American
- Named to the All-Final Four Team in 2006

Robbie Robinson...F...2017-2019

- MAC Hermann Trophy Winner (2019)
- ACC Male Athlete of the Year (2020)
- MAC Hermann Trophy Semifinalist (2019)
- First-team All-America (2019)
- First-team All-South Region (2019)
- ACC Offensive Player of the Year (2019)
- First-team All-ACC (2019)
- ACC Offensive Player of the Week (Oct. 21 & Oct. 27, 2019)
- Generation adidas contract (2019)
- Drafted No. 1 overall by Inter Miami CF in the 2020 MLS SuperDraft.
- Frank Howard Award winner (2019-20).
- 2019-20 Clemmy's Male Athlete of the Year.
- In 2019, led the nation in points (45), points per game (2.37), penalty kick conversion rate (1.000) and total goals (18).
- Became the first Tiger since 1998 to have multiple hat-tricks in a single season.
- Scored multiple goals in four match.



ROBBIE ROBINSON (L) AND HEAD COACH MIKE NOONAN (R) AT THE 2019 MAC HERMANN TROPHY RECEPTION. ROBINSON WAS NAMED THE WINNER OF THE 2019 AWARD.

STARS FROM THE PAST



Jamey Rootes...M...1984-87

- Member of the 1984 and 1987 NCAA National Championship teams
- Starter on the 1987 team
- 1987-88 CoSida Academic All-American
- 1987 NSCAA Academic All-American
- 1987 First-Team All-ACC
- 1986 Coach's Achievement Award Winnernow
- President of the NFL's Houston Texans

Mark Rubich...F...1967-69

- Played forward from 1967-1969
- Over his career scored 23 goals and registered nine assists
- Clemson's First All-American soccer player in 1968
- 1968 and 1969 first-team All-ACC
- Clemson's first All-ACC soccer player

Paul Rutenis...B...1984-87

- 1987 NSCAA All-American
- 1985 First-Team All-South
- 1986 and 1987 First-Team All-ACC
- Four-year starter in 1984-87
- Starter on Clemson's National Championship teams in 1984 and 1987
- Winner of the 1987 Coach's Achievement Award
- He joins Bruce Murray as only Clemson soccer players to start for two National Championship Teams.

Nathan Sturgis...B...2004-05

- 2005 All-American by Soccer America
- 2005 NSCAA (Third-Team) All-American
- 2005 College Soccer News (Second) All-All American
- Named first-team All-South in 2005
- Named the ACC's Defensive Player-of-the-Year in 2005
- 2005 first-team All-ACC

Jamie Swanner...G...1982-83

- Holds the Atlantic Coast Conference and Clemson records for most shutouts in a season with 15
- Holds the school record for most ACC shutouts in a season with 5
- Member of the 1984 United States Olympic Team
- 1983 Adidas National Goalkeeper-of-the-Year
- 1983 Soccer America MVP
- NSCAA All-American in 1983
- First-team All-ACC in 1982 and 1983
- Shut out 14 opponents in 1982
- Holds Clemson record for most saves in a NCAA tournament game with 16
- Holds school record for most solo shutouts by a junior (14) and a senior (15)
- Two-time ACC Stat champion for goalie save percentage with a .901 in 1982 and .912 in 1983

Pearse Tormey...F...1987-90

- 1989 and 1990 NSCAA All-American
- 1989 and 1990 first-team All-ACC
- Starter on Clemson's 1987 National Championship team
- 1989 team MVP
- Second player in Clemson history to have over 40 goals and 40 assists in a career
- Finished his career with 40 goals and 41 assists
- 13th in Clemson history for most goals (40)
- Third in Clemson history with 41 career assists
- 20th in the nation in points scored with 38 in 1989
- Had four goals vs. Presbyterian on 10-3-89

Mo Tinsley...F...1979-82

- 1982 NSCAA All-American
- 1982 first-team All-ACC
- 1979, 1980, 1981 second-team All-ACC
- Ninth on the Clemson career list with 115 points
- 12th on the school's career list with 41 goals
- Seventh on the Clemson career list for most assists (33)



STARS FROM THE PAST



Doug Warren...G...1999-02

- Named first-team NSCAA All-American in 2002
- Finished his career with 261 saves, fourth on the all-time Clemson career list.
- First team All-ACC in 2000 and 2001.
- Second-team All-ACC in 2002
- First-team All-South in 2001 and 2002.

Craig Wenning...M...1993-96

- Won the Jim Weaver Award, presented to the outstanding graduating Clemson University student on the basis of exceptional scholastic achievement and leadership ability
- Won the Norris Medal, presented to the outstanding graduating Clemson Univeristy student on the basis of exceptional scholastic achievement and leadership ability

Dimelon Westfield...F...2001-02

- Named third-team NSCAA All-America in 2002
- Finished the 2002 season with 20 goals and five assists for 45 points
- Named first-team All-ACC in 2002
- Scored goals in nine consecutive matches on September 19-October 23, 2002, this performance is tied for second in Clemson history for most consecutive matches in scoring a goal

Jeff Yenzer

Jeff Yenzer...F...1993-96

- Over his Clemson career scored 24 goals and tallied 10 assists.
- Academic All-American in 1996
- 1996 second team All-ACC
- Led the team in goal scoring with 17 in 1996

Jaro Zawislan...G...1990-93

- 1993 First-Team All-ACC
- Winner of the Jim Weaver Award, given annually to the top male ACC student-athlete
- Clemson's career leader for the number of saves 446
- Set the Clemson record for most games started in a career with 88
- Named the 1993 Atlantic Coast Conference Tournament's MVP
- Holds the Clemson record for most saves in a season, 134
- Member of Clemson's Honor College, had a 3.55 gpr. in computer science, graduated Cum Laude in December, 1993
- Intercollegiate Soccer Association of America (ISAA) Academic All-American Second-Team, 1992-93
- Robert C. Edwards Sportsmanship Award in 1992-93 and 1993-94 as selected by Clemson University's Head Coaches of the school's various sports
- Second-Team All-Atlantic Coast Conference, 1990 and 1991
- All-Atlantic Coast Conference Tournament Team 1992 and 1993
- Broke the Atlantic Coast Conference Tournament Record for saves in 1992
- Started every possible Clemson game during his career (88).

STARS FROM THE PAST

Ousmane Sylla: A Year to Remember

- MAC Hermann Trophy Winner
- United Soccer Coaches First Team All-American
- United Soccer Coaches First Team All-South Region
- MAC Hermann Trophy Semifinalist; Finalist
- NCAA Tournament MVP, Offense (All-Tournament team)
- First Team All-ACC
- ACC Tournament MVP (All-Tournament team)
- 5x College Soccer News Men's National Team of the Week selection
- ACC Offensive Player of the Week (10/10)
- United Soccer Coaches Preseason Forwards to Watch list
- ACC Preseason Player to Watch list
- College Soccer News Preseason All-America Second Team

Saint Louis, Mo. – The most prestigious honor in college soccer has returned to Clemson, S.C., as Ousmane Sylla was named the recipient of the MAC Hermann Trophy earlier this evening. Sylla is now the fourth Clemson player to win the award, joining Bruce Murray (1987), Wojtek Krakowiak (1998), and Robbie Robinson (2019).

A native of Dakar, Senegal, Sylla led the Tigers in goals, assists and points on the season. He was also named the MVP for both the ACC Tournament and the College Cup, as well as first team All-ACC, first team All-Atlantic Region and first team All-America.

Sylla finished the year ranked 14th nationally in total goals (13), eighth in total assists (10), and fifth in total points (36). He also finished 10th nationally in game-winning goals (5). He led the Tigers to their second NCAA Championship in three seasons, scoring a goal in the championship game against Notre Dame to put the Tigers up 2-0 at the time.

With the honor, Sylla has become the 21st ACC player to win the award. In December, Sylla was drafted in the second round of the MLS SuperDraft by the Houston Dynamo.

For senior Ousmane Sylla, the 2023 season was one to remember. Sylla earned numerous awards and recognitions this season, as well as finishing the season as the team leader in almost every offensive category, including goals, assists, shots on goal, penalty kicks and game-winners.

Sylla opened the season with PK in the opener vs UCF just 25 seconds into the match, the second-fastest goal in program history. The Dakar, Senegal, native turned in at least one assist in three-straight games in September, before providing one of the most electric moments of the year. Against Virginia Tech, Sylla deflected a shot off a defender's face and into the net, giving the Tigers the 2-1 victory with just :04 to go in the game.

Sylla recorded his second-career brace vs. Louisville on October 6, before having a senior night for the ages on October 20. He recorded his first-career hat trick against Boston College on Senior Night, in a perfect regular-season sendoff for the senior.

Once the Tigers entered postseason play, Sylla hit his stride. Against Duke in the ACC Tournament, he assisted on two goals and converted on a penalty to advance the Tigers past the Blue Devils. The next game, he scored twice against Louisville to propel the Tigers to the ACC Championship game, their 11th appearance in school history.

In the ACC Championship game, Sylla scored the game-tying goal in regulation and converted on a penalty kick to lead the Tigers to fifth ACC tournament title. He was named ACC Tournament MVP (All-Tournament team).

The Tigers entered NCAA Tournament play as the No. 9 seed with arguably more momentum than any team in the country. Against Charlotte, Sylla scored a goal and added an assist, then against New Hampshire, he netted the game winner to send the Tigers back to Historic Riggs Field for an Elite Eight rematch against Stanford. The Tigers topped the Cardinal and headed back to the College Cup for the second time in three seasons.

In the 2023 National Championship game, the Tigers' second appearance in three years, Sylla netted the game-winner en route to earning NCAA Tournament Offensive MVP honors and helping the Tigers' hoist the trophy for the second time in three seasons.

Not only did he excel on the pitch, Sylla also walked across the stage as a Clemson graduate in late December.

LETTERWINNERS

Name, Year	Career Goals and Assists
A	
Aass, Nils-1991	6 g, 2a
Abadi, Henry-1972-73	45 g, 12a
Agren, Oskar-2019-21	6g, 7a
Agu, Paul-1975	3g, 0a
Agyabeng, Kwaku 2025	1g, 1a
Albright, Randy-2004-05	4g, 4a
Alcocer, Marco-2010	0g, 0a
Alfandre, Joe-1972	0 g, 1a
Alhadeff, Steve-1972	0g, 0a
Alos, Andres-1987-88	1g, 1a
Alphonso, Gordon-1973-74-75-76	1g, 0a
Alphonso, Mark-1974-75-76-77	1g, 0a
Amatasiro, Maxwell-1981-82-83-84	20g, 22a
Amirkhanian, Ara-2011-12-13-14	14g, 10a
Andema, Joseph, 2022-25	171 saves
Anglade, Andy-2012	0g, 0a
Aronu, Aronso-1981	3g, 1a
Anzen, Bjorn-1967-68	7g, 8a
Ariri, Obed-1976-79	32g, 6a
Armstrong, Junior-1988	0g, 1a
Asensio, Charlie-2018-21	0g, 8a
Awesu, Joseph-1979-80	5g, 7a
B	
Baba, Imad-1993-94-95	21g, 32a
Baba, Nidal-1992-93-94	13g, 17a
Babashak, Jon-1971-72-73-74	30g, 6a
Baldwin, Christian-1997-98-99	0g, 0a
Barbaree, Connor-2008-09	1g, 6a
Barnfield, David-1978-79-80	3g, 1a
Barron, Jake-2018-21	0g, 0a
Bednar, Sylvan-1992-93-94-95	6g, 3a
Behrmann, Chris-1993-94-95-96	2g, 0a
Behrmann, Noah - 2023	0g, 0a
Beirute, Andres 2025	1g, 0a
Belair, Bobby-2013-14	3g, 3a
Bell, David-2006-07	4g, 3a
Bellack, John-1970	5g, 2a
Bendik, Joe-2006-07-08-09	276 Saves
Benediktsson, Brynjar-2011	7g, 5a
Bilyk, Jeff -1995-96-97-98	2g, 2a
Blaise, Francklin-2008-09-10-12	0g, 2a
Blanke, Brannon-2009	2g, 0a
Bolick, Bob-1969-70	3g, 4a
Boonstoppel, Edo-1987-88-89	9g, 22a
Bonfim, Paulo-2006-07	0g, 0a
Borges, Andre-2000-01-02-03	12g, 10a
Borlido, Raphael - 2023	0g, 0a
Bower, Scott-1998	9g, 16a
Boye, Pape Mar - 2023	2g, 0a
Bradford, Roberto-1970	8g, 6a
Braithwaite, Gordon-1978	1g, 0a
Branan, Brett-2001-02-03	5g, 5a
Brick, Matthieu - 2023-24	0g, 0a
Brighton, James-2018-21	12g, 4a
Bringsved, Oskar-2000-01-02	2g, 12a
Brooks, John David-2001-02-03-04	1g, 0a
Brooks, Michael-2005-06-07-08	15g, 5a
Brown, Jody-1972-73	0g, 0a
Brown, Logan - 2023	3 Saves
Browne, Clyde-1972-73-74-75	14g, 20a
Bruens, John-1977-78-79	73 Saves
Brunelle, Chris-1969	0g, 0a
Buchholz, Mark-2004-05-06-07	13g, 12a
Bullock, Cedric-2010	0g, 0a
Bunk, Daniel 2025	0g, 0a
Burana, Greg-2004-05-06-07	0g, 0a
Burke, Sean-1980-81	173 Saves
Burkholder, Brandon-2011	0g, 0a
Burnikel, Alex-2012	0g, 0a
Burnikel, Austen-2013-14-15	12g, 4a
Burroughs, John-1968-69-70	80 Saves
Burton, Nick-2008-09-10	5g, 10a
Butler, Ken-1968-69	4g, 3a
Bystry, Mark-1970	4g, 1a
C	
Cain, Will - 2023-24	0g, 0a
Cajka, John-2013	0g, 0a
Camara, Ed-1970-71-72-73	3g, 5a
Campbell, Josh-1996-97-98-99	140 Saves
Campos, Diego- 2014-15-16-17	23g, 22a
Care, Danny-1993-94-95-96	9g, 20a
Carollo, Paul-1984-85-86-87	3g, 11a
Carrington, Dennis- 1973-74-75-76	130 Saves
Cartmill, Shawn-1984-85	15 Saves
Caskran, Ron-1972-73-74	0g, 0a
Casner, T.J.-2012-13-14-15	17g, 12a
Cava, Eric-2007-08-09-10	2g, 14a
Cavanagh, Bob-1997-98-99	13g, 13a
Cervantes, John-1994	5 Saves
Chevannes, Adrian-2003	1g, 1a
Chifamba, Elton, 2021-23	0g, 5a
Chika, Vincent-1979-80-81-82	4g, 12a
Chuck, Gary-1974	0g, 1a
Clarkson, Stu-1969-70	2g, 6a
Clavijo, Danny-1982-83-84	9g, 6a
Clowes, Paul-2012-13-14-15	4g, 11a
Coles, Peter-1981-82-83-84	0g, 3a
Collins, Bill-1967-68	0g, 2a
Collins, Roger-1969-70	3g, 1a
Conaway, Kevin-1998-99-00-01	0g, 8a
Conner, Gary-1983-84-85-86	67g, 20a

Gordon Alphonso



Ed Camara

Stu Clarkson

Tommy Drake

LETTERWINNERS

Conway, Ryan-1997	3g, 0a
Cooper, John - 2002-03	2g, 4a
Cronin,Garrett-1989-90-91-92	7g, 7a
Cutler, Kenneth-2000-01-02-03	10g, 13a

D

D'Amico, Matt-1980	0g, 1a
Daugherty, Crag-1970-71	17 g, 11a
Davila, Sam-1972	1g, 0a
Dean, James-1990	1g, 1a
DeBruin, Jody-1994-95-96-97	18g, 16a
Deloach, Tristan-2022	0g, 0a
Demori, Andy-1968-69-70	56g, 13a
Dent, Michael-1982	0g, 0a
deRose, Carmen-1980	2 Saves
Dia, Amadou-2011-12-13-14	4g, 6a
Dishnica, Samir 2023-24	0g, 0a
Diop, Hamady-2020-22	7g, 3a
Donovan, Patrick - 2023-24	2 Saves
Doran, Josh-2010-11	0g, 0a
Dotson, Steve-1970	3g, 3a
Dowd, Robert-1983-84	0g,1a
Downs, Terry-1979	0g, 0a
Drake, Tommy-2007-08-09-10	14g, 13a
Dudley, Chris-1984-85-86	106 Saves
Duquenne, Arthur - 2023-25	3g, 10a

E

Easley, Isaiah-2022-23	5g, 2a
Eatough, Chris-1992-93-95	1g, 0a
Ebunam, Arthur-1979-80-81-82	34g, 18a
Eckhardt, Greg-2006-07-08-09	3g, 4a
Egede, Emmanuel-1975-76-77-78	9g, 14a
Eichmann, Eric-1983-84-85-86	32g, 47a
Elliott, Mark-1972-73	3g, 3a
Elliott, Matt-1996-97-98-99	1g, 4a
England, Kevin-1988-89-90-91	2g, 17a
Erasmus, Matt-2010-11-12	0g, 1a
Erkens, Ben-2020-22	0g, 0a

F

Fallang, Lars-1997	0g, 0a
Feinberg, Joey-1987-88-89-90	9g, 8a
Fenton, J.R.-1985	7g, 6a
Fernandez-Salvador, Luis Felipe	14g, 11a
Finneyfrock, Bill-1978-79	61 Saves
Finneyfrock, Rich-1979-80	0g, 1a
Fisher, Kyle-2012-13-14-15	5g, 2a
Fjeldstad, Marius-1991	2g, 2a
Fleetwood, Gary-1967	2g, 2a
Fletcher, Eric-2009	0g, 0a
Flynn, Galen - 2024	0g, 1a
Forbes, Erik-2002-03	0g, 1a
Ford, Woolley-1973	21g, 9a
Forline, Claude-1967	0g, 0a
Fortner, Bill-1983-84-85-86	2g, 4a
Fortner, Dave-1986-88-89	11g, 0a
Fraai, Quinton-1988	1g, 0a
Fritz, Rob-1989	3g, 4a
Fuller, Ian-1998-99-00-01	21g, 23a
Fullerton, Pat-1998-00-01	0g, 0a

G

Garcia, Marco-2022-23	3g, 1a
Garrett, Claude-1967	1g, 0a
Genovese, Tim-1984-87	77 Saves
George, Caleb 2025	0g, 0a
Georgeff, James-2003-04	3g, 2a
Gerbet, Joran - 2023-24	10g, 11a
Geromel, Vitor 2025	0g, 0a
Gibbons, Tom-1979-80	1g, 0a
Gibert, Gael - 2023	4g, 1a
Gibson, Bradley-2001-03-04-05	1g, 7a
Giesbers, Ron-1972-73-74	5g, 3a
Gilstrap, Hunter-2002-03-04	58 Saves
Glenn, Jimmy-1990-91-92-93	68g, 28a
Glodack, Chris-2012-13	31 Saves
Gober, Tim-1998	0g, 0a
Godwin, Bo-2009-10-11-12	0g, 3a
Gomez, Alvaro-2019-22	6g, 9a
Goodacre, Ross-1998-99-00-01	13g, 26a
Goodloe, Burke-1988-89-91-92	2g, 5a
Gottlieb, Zach-1999	0g, 0a
Gray, Bernard-1983-84-85-86	3g, 6a
Green, Jamahl-1992-93-94-95	0g, 5a
Gribbon, Mike-1975-76-77-78-79	2g. 4a
Griffin, Alan-1967-68-70-71	1g, 3a
Grimes, James-1988	15g, 3a
Gueldner, Karl-1978-79	1g, 0a
Guisti, Michael-1997	1g, 2a
Guthrie, Rivers-1991-92-93-94	17g, 37a
Gyan, Ransford - 2024-25	13g, 14a

H

Hallenberger, Josh-2020-21	2g, 3a
Hammontree, John-1990-91	11g, 3a
Hampton, Aiden - 2023-24	0 Saves
Happ, Tyler-2012-13	0g, 0a
Happi, Alexandre Rome'o	1g, 0a
Harris, Wolde-1993-94-95	76g, 18a
Headlam, Charles-1976-77-78	5g, 1a
Headley, Max-1975-76-77	36 Saves
Heck, Andy-1997-98-99-00	2g, 0a
Holden, Stuart-2003	0g, 2a
Hineline, Cooper 2025	0g, 1a
Hilgenbrinck, Chase-2000-01-02-03	3g, 10a
Hill, Mike-1998	1g, 2a
Hilsman, David-1967	0g, 0a
Hopper, David-1993	0g, 0a
Howell, Kevin-2005	0g, 0a

Kevin England

Joey Feinberg



Joe Hummel



Matt Kirk

LETTERWINNERS

Hughes, Carlton-2003	1g, 0a
Hummel, Joe-1986-87-88-89	0g, 1a
Hummel, John-1987	1g, 2a
Hutchnson, Tyler-2020-21	0g, 0a
Hutton, Martin-2000-01	5 Saves
Hyles, George-1974	11g, 0a

I

Ibrahim, Hassan-2008	4g, 4a
Ibrahim, Lee-1998-99	3g, 1a
Igwebuike, Donald-1980-81	7g, 12a
Igwobe-Okoye, Charlie-1981	1g, 1a
Ilodigwe, Kenneth-1976	10g, 0a
Illuminato, Antonio - 2024	4g, 4a
Iwaszkowiec, Jeremy-1996-97-98-99	10g,12a

J

James, Chad-1996	3g, 5a
Jimenez, Mason - 2023-24-25	2g, 2a
Johnson, Callum-2020-21	8g, 9a
Jones, Dwayne-2002	3g, 3a
Jordan, Matt-1994-95-96-97	311 Saves
Joseph, Miles-1992-93-94	30g, 41a

K

Kamaruddin, Marwan-1976-77-78-79	30g, 8a
Kamlet, Jason-1995-96-97	3g, 10a
Kammoun, Dia-1971	0g, 0a
Kammoun, George-1967-68	0g, 0a
Kammoun, Nabeel-1971-72-73	28g, 22a
Kavita, Phanuel-2011-12-13	1g, 0a
Kelly, James-2022-24-25	5g, 2a
Kevins, Grant-2002	0g, 0a
Kiefer, Russ-1998-99	0g, 4a
Kiersky, Justin-1997	0g, 0a
Kinch, Mark-1992-94-95	4g, 13a
Kirk, Matt-1990-91-92-93	11g, 10a
Klink, John-1969	0g, 0a
Konopaski, Mike-1990	1g, 0a
Krakowiak, Wojtek-1997-98	42g, 13a
Kulla, Seth-1984	0g, 0a

L

Lake, Jason-1997-98	0g, 1a
Lamb, Mason - 2024	0g, 1a
Lator, Keith-1968-70-71	0g, 1a
Landgren, Dick-1983-84-85-86	19g, 18a
Lee, Gary-1985	0g, 1a
Lee, John-1981-82-83-84	12g. 16a
Leib, Matthias - 2024-25	1g, 0a
Lenninger, Aaron-2000	0 Saves
Lepping, Rob-1988	0g, 0a
Lewis, Jarrett-2003, 05-06	0 Saves
Lewis, Ricky-2000-01-02	9g, 12a
Lewis, Stan-1969-70	0g, 3a
Lieb, Matthias - 2023	0g, 0a
Lisi, Mark-1997-98-99-00	33g, 37a
Lucey, Steve-1984-85	0g, 2a
Lue, Bobby-1978-79-80-81	0g, 1a
Lundegard, Adam-2022-24	2g, 3a

M

Magnason, Lukas - 2024-25	4g, 1a
Malcolm, Dawson-2022	0g, 0a
Malou, Justin-2017-21	2g, 8a
Mane, Abdou 2025	1g, 0a
Maniford, Wendell-1974	2g, 1a
Manion, Trevor 2020-22	17 saves
Mansmann, Jack-1968-69-70-71	6g, 8a
Marfuggi, Phil-2003-04-05-06	237 Saves
Marinaro, Roberto-1987-88-89-90	75 Saves
Marks, George-2018-21	179 saves
Marshman, Danny-1992	2g, 0a
Martin, John-2018-21	0g, 2a
Martinez, Chris-1989-90-91-92	10g, 3a
Mattis, Kyle 2025	0g, 1a
Mattison, Landy-2002-03-04	1g, 3a
McGill, Stephen-2010	1g, 3a
McGrew, David-1979	0g, 0a
Matson, Mike-2009	2g, 0a
McGuire, David-1991-92	16g, 5a
McInally, Chris-1992	1g, 0a
McIlroy, Scott-1998	1g, 6a
McNamara, Thomas-2013	7g, 8a
McNeill, Quinn-2018-21	9g, 5a
Meek, John-1986-87	2g, 2a
Meinhard, Alex - 2023-24	18g, 7a
Metcalf, Jack-2010-11-12-13	1g, 9a
Mills, Bryan-1988	21 Saves
Mizell, Cody-2010-11-12	199 Saves
Montana, Enrique-2020-23	1g, 10a
Moojen, Frederico-2006	11g, 2a
Moore, Bryson-2005-06-07-08	7g, 11a
Moore, Justin-2002-03-04-05	4g, 16a
Moore, Ralston-1973-74-75	7g, 4a
Moreno, Thales de Mello-2013	2g, 1a
Morgan, Charlie-1983-84	6g, 7a
Morrison, Alfred-1973-74-75-76	10g, 8a
Mozzo, Eric-2010-11	8 Saves
Mullis, Dave-1968-69	2g, 3a
Murphy, Kyle-2012-13	1g, 1a
Murphy, Rob-1988	2g, 0a
Murray, Bruce-1984-85-86-87	48g, 46a
Murray, Michael-1974-75	6g, 1a
Musah, Wahabu - 2024-25	12g, 4a
Myers, Ben-2011	1g, 0a

N

Najjar, Thomas-1987-88-89-90	16g, 22a
Nash, Chuck-1981-82-83-84	43g, 20a
Nash, Dennis-1978-79-80	1g, 3a
Nelson, Wes-2010-11-12-13	0g, 3a
Newton, David-2006-07-08-09	2g, 4a
Nordby, Erik-1993	0g, 1a

John Lee

Landy Mattison



Chuck Nash

Steven Rhyne

LETTERWINNERS

Nova, Richard-2008	0g, 0a
Nwokocha, Christian-1975-76-77-78	61g, 11a
Nwokocha, Nnamdi-1979-80-81	74g, 23a
Nwokocha, Sunday-1981	1g, 1a

O

Odoh, Damian-1976-77-78-79	1g. 0a
Ogbueze, Godwin-1975-76-77-79	46g, 4a
Ofidie, Chibo-1981	0g, 1a
Ogunjobi, Taiwo-1975-76-77-78	37g, 5a
Ogunsola, Olatomia-2003-04	4g, 2a
Ogunsuyi, Damian-1975-76-77-78	29g, 13a
O'Hara, Alan-2005-06	1g, 2a
Okunlola, Remi - 2023-24-25	4g, 16a
Onate, Rene-2006-07-08	0g, 0a
Onyewu, Oguchi-2000-01	12g, 10a
Otorubio, Adubarie-1981-82-83-84	8g, 3a
Onyeador, K.C.-2010	5g, 2a

P

Pace, Gary-1967-68-69	276 Saves
Paisant, Marc-1998-99	8 Saves
Palomaki, Mike-1994	0g, 0a
Papanikolopoulos, Nikos-2010	0g, 0a
Parrish, Brandon-2020-23	8g, 5a
Parrish, Tate-2006-07	6g, 7a
Payne, Jon-1989-90-91-92	28g, 13a
Paz, Paulino- 2024	0g, 0a
Pettus, Paul-1985	0g, 0a
Phillips, Rennie-1974-75-76	27g, 8a
Pinto, Bruce-1967-68	1g, 3a
Poe, Danny-2004-05-06-07	7g, 4a
Popoola, Benedict-1975-76-77-78	31g, 6a
Potempa, Mike-1997-98-99-00	1g, 4a
Powell, Jim-1969-70-71-72	3g, 3a
Priest, Keegan-2008-09-10-11	2g, 10a
Prince, Courtney-1983	0g, 3a
Pujats, Andy-1989-90-91-92	11g, 11a

Q

Quick, Dana-1995	0g, 0a
Quill, Eric-1996	5g, 6a
Quintanar, Hector-2003-04-05-06	6g, 9a

R

Rawlins, Nathan-1996-97-98-00	6g, 9a
Reid, Isaiah-2019-22	14g, 4a
Rhodin, Erik-1969	0g, 0a
Rhynard, Sean-2001	0g, 3a
Rhyne, Steven-2000-01-02-04	32g, 23a
Richards, Dane-2005-06	22g, 17a
Richmond, Nathan-2022-24-25	13g, 12a
Richmond, Richard-1987-88-90	13g, 11a
Riddleberger, Eric-2001-02-03	1g, 2a
Rivera, Nick-2000-01-02-03	5g, 2a
Roberts, Charlie-2003-04-05	8g, 4a
Roberts, Levi-1997	1g, 0a
Robinson, Richard-2012-13	0g, 2a
Rogers, Parker-2006-07-08	0g, 1a
Rootes, Jamey-1984-85-86-87	12g, 15a
Rose, Justin-1994-95	1g, 2a
Rosman, Scott-2006-07-08	6 Saves
Roushandel, Ryan-2005	2g, 1a
Routh, Jeff-2005-06-07	3g, 0a
Rubich, Mark-1967-68-69	23g. 9a
Rutenis, Paul-1984-85-86-87	18g, 13a

S

Salama, Wael- 1991-92	12g, 4a
Sanchez, Manolo-2012-13	7g, 9a
Sandy Jr, Titus-2021-24	0g, 4a
Santuari, Gabriel 2025	0g, 2a
Savage, Austin-2009-10-11-12	24g, 12a
Savage, Michael-1999	2 saves
Schmid, Ivan 2025	1 save
Schmidt, Frank-1967-68	7g, 4a
Schmieding, Dave-1974	10 Saves
Schoen, Steve-1971	56 Saves
Schroeder, Dick-1967	1g, 3a
Schroth, Greg-1970-72	56 Saves
Sciacca, Joe-1993	0g, 0a
Scott, Douglas-1974-75-76-77	3g, 5a
Seitz, Frank-1991-92	2g, 5a
Sevian, Xander 2025	0g, 0a
Seye, Mohamed-2019-23	23g, 16a
Shalhoub, Kamel-1973	0g, 0a
Shutter, Josh-2009	0g, 2a
Skelton, Bob-1970-72	13 Saves
Skinner, Joey-2022	2g, 1a
Smart, Shawn-2022-23	2g, 3a
Smith, Eric-1974-75-76-77	3g, 3a
Smith, Iain-2011-13	3g, 6a
Smith, Paul-1967	78 Saves
Soanes, Richard-2000	0g, 0a
Souders, Paul-2000-01-02-03	13g, 15a
Spearman, J.D.-2008-09-10	3 Saves
Sproviero, Bryan-1994-95-96	5g, 2a
Stalteri, Paul-1996	9g, 7a
Stanford, Stephen-1993	4 Saves
Stebbins, Pete-1982-83-84-85	14g, 18a
Stephensen, Olafur Floki- 2025	3g, 1a
Stevens, Steve-1967	1g, 0a
Stockinger, Alex-2010-11-12-13	4g, 4a
Streelman, Seamus 2025	0g, 0a
Strobeck, Tim-2021-22	5g, 4a
Stuber, Gary-1971-73-74	0g, 3a
Sturgis, Nathan-2004-05	5g, 7a
Sullivan, Dylan-2019-22	0g, 0a
Sumpter, Riley-2008-09-10	6g, 4a
Swanner, Jamie-1982-83	174 Saves
Sweeney, Ryan-1996	2g, 2a
Sylla, Ousmane-2020-23	24g, 24a

T

Charlie Roberts

Paul Souders



Fabio Tambosi



Italo Yannuzzelli

LETTERWINNERS

Tambosi, Fabio-1999-00-01-02	23g, 29a
Tarbell, Andrew-2013	36 Saves
Tardy, John-2007-08	1g, 3a
Taylor, Kevin-1987-88-89	72 Saves
Thaxter, Giles-2021	0 saves
Thomas, Jay-1981	9 Saves
Thornton, Nathan-2006-07-08-09	17g, 6a
Tinsley, Mo-1979-80-81-82	41g, 33a
Tormey, Pearse-1987-88-89-90	40g, 41a
Torris, David-1982-83-84	2g, 3a
Trimmer, Corey-1994	0g, 0a
Trimnal, Tyler-2022-24	13g, 7a
Tull, Graham-1994-95	5 Saves
Twum, Emmanuel-2006-07	1g, 0a

U

Usry, Havird-2004-05-06-07	1g, 4a
Usry, Micah-2005-06	0g, 2a

V

Veghte, Dave-1986-87-88-89	9g, 17a
Verdee, Paul-1972-73	1g, 4a
Verdee, Pete-1967-69	8g, 2a

W

Waldrop, Matt-2002	0 Saves
Waleffe, Derek-2022	2g, 0a
Ward, Mackenzie-2008-09	0g, 0a
Warren, Doug-2000-01-02	261 Saves
Watson, Clyde-1973-74-75-76	24g, 17a
Watson, Terry - 2023-24	0g, 0a
Webster, Pablo-1997-98-99-00	2g, 20a
Wenning, Craig-1993-94-95-96	4g, 10a
Wenz, Ed-1968-69	0g, 2a
West, Dan-1973	0g, 0a
Westfield, Dimelon-2001-02	29g, 10a
Wilcox, Toby-1988	0g, 1a
Williams, Tony-1994-95-96-97	6g, 19a
Williams, Tyler-2008	0g, 0a
Wilson, Duncan 2025	1g, 1a
Wilson, John-1995-96-97-98	18g, 27a
Wilson, Tom-1980	0g, 0a
Wolf, Steve-1989-90	3g, 4a
Woods, Alan-1998-99	7g, 3a
Worsfold, Eddie-1980	0g, 0a
de Willigen, Symen-1989	7g, 6a
Wincott, Don-1969	0g, 0a
Wrobel, Jackson - 2023-24	4g, 3a

Y

Yannuzzelli, Italo-1972	15g, 5a
Yegul, Cem-1980	0g,0a
Yenzer, Jeff-1993-94-95-96	24g, 10a
Yoshizawa, Misei - 2024-25	15g, 12a