



2024 TIGER FOOTBALL

**CLEMS****N**

MEDIA GUIDE

CLEMSONTIGERS.COM

    @ClemsonFB





2018

# NATIONAL CHAMPIONS

STATE CHAMPIONS • ACC CHAMPIONS • COTTON BOWL CHAMPIONS

Clemson posted an undefeated 15-0 record, becoming the first team to accomplish the feat since Penn in 1897. The Tigers won each of their final 10 games by 20+ points.

Clemson finished its sixth undefeated season (1900, 1906, 1948, 1950, 1981, 2018) and fourth perfect season (1900, 1948, 1981, 2018) in school history.

Clemson had a 15-0 record against a schedule that included a school-record 12 games against teams that finished with winning records.

Clemson's roster included 26 members who had already earned degrees before the game was played, including two with master's degrees.





# 2024 CLEMSON FOOTBALL

## ALL IN

### GENERAL INFORMATION

Table of Contents	1
The Clemson Football Standard	2-7
1981 National Championship Season	8
2016 National Championship Season	9
2018 National Championship Season	10
Media Information	11
2024 Outlook	12-14

### FOOTBALL & ADMINISTRATIVE STAFF

Dabo Swinney (Head Coach)	15-21
Nick Eason (Associate Head Coach)	22
Mike Reed (Assistant Head Coach)	23
Mickey Conn (Assistant Coach)	24
Wes Goodwin (Assistant Coach)	25
Tyler Grisham (Assistant Coach)	26
Kyle Richardson (Assistant Coach)	27
Garrett Riley (Assistant Coach)	28
Matt Luke (Assistant Coach)	29
Chris Rumph (Assistant Coach)	30
C.J. Spiller (Assistant Coach)	31
Woody McCorvey (Chief of Football Administration)	32
Football Support Staff	33-40
Jim Clements (President)	41
Graham Neff (Director of Athletics)	42

### THIS IS CLEMSON FOOTBALL

IPTAY	43
Allen N. Reeves Football Complex	44,45
P.A.W. Journey	46,47
Clemson Athletics Branding Institute	48,49
100 Yards of Wellness	50,51
Clemson Applied Science Lab	52
Strength & Conditioning	53
Memorial Stadium	54,55
Running Down the Hill	56
Year-By-Year Attendance	56
Signees By State	57

### MEET THE 2024 TIGERS

Numerical Roster	58,59
Alphabetical Roster	60,61
Veteran Bios	62-86
Rookie Bios	87-91

### 2023 REVIEW

Overall Stats	92,93
Team Game-By-Game Stats	94
Individual Game-By-Game Stats	95-97
Offensive Drive Charts	98
Defensive Drive Charts	99
Participation	100,101
Game-By-Game Starters	101
Superlatives	102
Game Recaps	103-107
Seniors & Pro Signees	108
Lettermen	109
Honors & Awards	110
ACC	111

### HISTORY & RECORDS

Offensive Team Records	112,113
Defensive Team Records	113
Team Game Bests	114-117
500-Yard Team Total Offense Games	118
Longest Offensive Drives	118
300-Yard Team Rushing Games	119
200-Yard Team Passing Games	120,121
Offensive Team Season Bests	122
Defensive Team Season Bests	123
Individual Records	124-126
Individual Defensive Records	127
Highest Scoring Quarters	127
Longest Plays	128,129
Individual Game Bests	130-132
100-Yard Individual Rushing Games	133-135
200-Yard Individual Passing Games	136,137

100-Yard Individual Receiving Games	138,139
100-Yard Rusher & 100-Yard Receiver in One Game	139
Unusual Statistical Occurrences	140,141
Non-Offensive Touchdowns	142,143
Individual Season Bests	144,145
Yearly Leaders	146-149
Class Records; Senior Class Records	150
Snap Records	151
Streak Records	152
Individual Defensive Season & Career Bests	153
Yearly Defensive Leaders	154,155
Fourth Quarter Wins	155
Career Leaders	156-158
Clemson Ring of Honor & Hall of Fame Members	159
Honors & Awards	160-165
All-Americans	166-173
All-ACC Selections	174,175
Tradition By Position	176-182
Lettermen	183-189
Head Coaching Records	190
Former Head Coaches	191-193
Assistant Coaches	194,195
Pro Players (All Outdoor Leagues)	196-199
NFL Draft Picks	200,201
NFL Alumni Games & Seasons	202
NFL Alumni Honors	203
Year-By-Year Team Records	204,205
Year-By-Year Clemson Stats	206,207
Year-By-Year Opponent Stats	208,209
Bowl History	210,211
Weekly Polls	212,213
Game Results vs. Ranked Opponents	214,215
Top-25 Wins	216
Against All Competition	217
Against All FBS Conferences	217
Game Results vs. 2024 Opponents	218-220
Record By Date	220
All-Time Results	221-228

### MEDIA GUIDE CREDITS

The 2024 Clemson football media guide was written and edited by Director of Football Communications **Ross Taylor**. Layout, design and editorial assistance was executed by Senior Associate Director of Athletic Communications **Brian Hennessy**.

The following people also contributed editorial assistance: **Tim Bourret**, **Brent Breedin**, **Sofie Davis** and **Tucker Pettigrew**.

Thanks to the late **Bob Bradley**, whose 45 years of research and dedication to Clemson athletics made production of the football media guide easier for future generations. Also, thanks to the late **Dr. Harold Vigodsky** and Clemson University Archives for their contributions.

### COVER DESIGN

Thanks to **Blaze Watson** for his design of the covers.

### PHOTO CREDITS

Carl Ackerman, Trent Allen, Jada Allred, Geoff Bell, Makenna Biehl, Nathanael Birchfield, Rex Brown, Mikaela Carroll, Scott Clarke, Eddie Cliffe, Brooks Cockrell, Kyle Coulter, Mark Crammer, Tommy Crumpton, Ella Drake, Phil Ellsworth, Sam Frost, Tyler Good, Jim Graham, Zach Hanby, Brian Hennessy, Alex Horton, Mark Hoyle, Annemarie Jacques, Ashley Jones, Jackson Jones, Matt Kamph, Allen Kee, Trey Keys, Wil Langston, Craig Mahaffey, Mark McInnis, Peter McLean, Jim Moriarty, Roy Philpott, David Platt, Dawson Powers, Joe Robbins, Brooke Russell, Ken Scar, Tyler Smith, Glenn Spake, David Sparks, Jared Sweat, Abby Szlosek, Vern Verna, Bob Waldrop, Blaze Watson, Chas Williams, Maddie Williams, Josh Wilson, Patrick Wright, ESPN Images, NFL. Also, special thanks to the late Earle "Pepper" Martin, who donated thousands of photos in all sports to the athletic department over the years.

### PRINTING

Martin Printing Co. (Easley, S.C.)



# THE CLEMSON FOOTBALL STANDARD

## ONE OF THE WINNINGEST PROGRAMS

Alabama and Clemson rank No. 1 and 2 in the country in wins since 2015, with the two teams combining for five national championships in that time frame.

### MOST WINS (SINCE 2015)

Rk	School	W	L	Pct.
1.	Alabama	115	12	.906
2.	Clemson	109	17	.865
3.	Georgia	104	19	.846
4.	Ohio State	101	14	.881
5.	Oklahoma	100	24	.806

Clemson has a 151-28 record since 2011, one of only two programs with 150 wins in that span.

### MOST WINS (SINCE 2011)

Rk	School	W	L	Pct.
1.	Alabama	163	18	.901
2.	Clemson	151	28	.844
3.	Ohio State	145	24	.858
4.	Georgia	144	33	.814
5.	Oklahoma	133	37	.782

## POSTSEASON STREAK

Between ACC Championship Games, bowl games and College Football Playoff National Championship Games, Clemson has won at least one postseason game in each of the last 13 years, the longest streak in FBS history.

### STREAKS OF SEASONS WINNING AT LEAST ONE POSTSEASON GAME (FBS HISTORY)

Rk	School	Seasons	Streak
1.	Clemson	2011-Present	13
2.	Florida State	1985-95	11
3.	Alabama	2014-Present	10
4.	Oklahoma	2004-11	8
	Georgia	2002-09	8
	Boston College	2000-07	8

### ACTIVE STREAKS OF SEASONS WINNING AT LEAST ONE POSTSEASON GAME

Rk	School	Years
1.	Clemson	12
2.	Alabama	10
3.	Georgia	5

The last time Clemson did not win at least one post-season game was in 2010, when Clemson lost in the Meineke Car Care Bowl after not qualifying for the ACC Championship Game.

## SEASONS OF 9+ OR 10+ WINS

Though Clemson's streak of 12 consecutive 10-win seasons concluded in 2023, Clemson won each of its final five games of the year to conclude the year at 9-4. It was Clemson's 13th consecutive season with nine or more wins, the nation's second-longest active streak, and it ranks tied for fourth in major college football history.

### CONSECUTIVE NINE-WIN SEASONS (FBS HISTORY)

Rk	School	Years	Streak
1.	Nebraska	1969-2001	33
2.	Alabama	2008-23	*16
3.	Florida State	1987-2000	14
4.	Clemson	2011-23	*13
	Yale	1886-98	13

\* - active streak

### CONSECUTIVE NINE-WIN SEASONS (ACTIVE STREAKS)

Rk	School	Started	Streak
1.	Alabama	2008	16
2.	Clemson	2011	13
3.	Notre Dame	2017	7
4.	Seven teams tied		3

Of the 134 active FBS schools, only nine programs won at least six games at the FBS level every year from 2015-23. That number dipped to five when pushing the total to seven wins and to two when dropping it to nine wins.

### SEASON WIN STREAKS SINCE 2015

Nine-year streaks of...	FBS Teams
At least 6 wins	9
	Alabama, App State, Clemson, Georgia, Iowa, Memphis, Ohio State, Oklahoma, Oklahoma State
At least 7 wins	5
	Alabama, Clemson, Georgia, Ohio State, Oklahoma State
At least 8 wins	3
	Alabama, Clemson, Georgia
At least 9 wins	2
	Alabama, Clemson

Before the streak concluded in 2023, Clemson's 12 consecutive 10-win seasons from 2011-22 were the third-longest streak in FBS history, alongside Saban-era Alabama squads and Bowden-era Florida State teams.

## CONFERENCE TITLE SEASONS

Year	Conf.	Overall	Conf.	Head Coach	AP Coach
1900	SIAA	6-0	3-0	John Heisman	
1902	SIAA	6-1	5-1	John Heisman	
1903*	SIAA	4-1-1	2-0-1	John Heisman	
1906*	SIAA	4-0-3	4-0	Bob Williams	
1940	SoCon	6-2-1	4-0	Frank Howard	
1948	SoCon	11-0	5-0	Frank Howard	11,NP
1956	ACC	7-2-2	4-0-1	Frank Howard	19,NR
1958	ACC	8-3	5-1	Frank Howard	12,13
1959	ACC	9-2	6-1	Frank Howard	11,11
1965*	ACC	5-5	4-3	Frank Howard	
1966	ACC	6-4	6-1	Frank Howard	
1967	ACC	6-4	6-0	Frank Howard	
1978	ACC	11-1	6-0	Charlie Pell	6,6
1981	ACC	12-0	6-0	Danny Ford	1,1
1982	ACC	9-1-1	6-0	Danny Ford	8,NR
1986	ACC	8-2-2	5-1-1	Danny Ford	17,19
1987	ACC	10-2	6-1	Danny Ford	12,10
1988	ACC	10-2	6-1	Danny Ford	9,8
1991	ACC	9-2-1	6-0-1	Ken Hatfield	18,17
2011	ACC	10-4	6-2	Dabo Swinney	22,22
2015	ACC	14-1	8-0	Dabo Swinney	2,2
2016	ACC	14-1	7-1	Dabo Swinney	1,1
2017	ACC	12-2	7-1	Dabo Swinney	4,4
2018	ACC	15-0	8-0	Dabo Swinney	1,1
2019	ACC	14-1	8-0	Dabo Swinney	2,2
2020	ACC	10-2	8-1	Dabo Swinney	3,3
2022	ACC	11-3	8-0	Dabo Swinney	13,12

\* - tied; SIAA - Southern Intercollegiate Athletic Association

### CONFERENCE CHAMPIONSHIPS BY ACC MEMBERS

School	SIAA	SoCon	ACC	BEC	SEC	Total
Clemson	4	2	21			27
Duke		11	7			18
Florida State			16			16
Georgia Tech	5	2	1		5	13
Maryland^		2	9			11
Miami (Fla.)				9		9
North Carolina	1	3	5			9
Virginia Tech		1	4	3		8
NC State			7			7
Syracuse				5		5
Louisville				3		3
Pittsburgh			1	2		3
Wake Forest			2			2
Virginia			2			2
Boston College				1		1
South Carolina^			1			1

^ - former member

## CONSECUTIVE 10-WIN SEASONS (FBS HISTORY)

Rk	School	Years	Streak
1.	Alabama	2008-23	*16
2.	Florida State	1987-00	14
3.	Clemson	2011-22	12
4.	Texas	2001-09	9
5.	Three teams tied		8

## THE 775 CLUB

In 2021, Clemson became the first ACC program and 14th FBS program to reach 775 wins. Clemson needs two more wins to become the first ACC member to reach 800 victories.

### 775+ ALL-TIME WINS (FBS)

Rk	School	Wins
1.	Michigan	1004
2.	Alabama	965
3.	Ohio State	964
4.	Texas	948
	Notre Dame	948
6.	Oklahoma	944
7.	Penn State	930
8.	Nebraska	917
9.	Georgia	881
10.	Tennessee	876
11.	USC	875
12.	LSU	843
13.	Auburn	799
14.	Clemson	798
15.	West Virginia	783
16.	Texas A&M	778



WITH ITS WIN IN THE 2023 GATOR BOWL, CLEMSON HAS WON AT LEAST ONE POSTSEASON GAME EACH OF THE LAST 13 SEASONS.



# THE CLEMSON FOOTBALL STANDARD

## HISTORIC CONFERENCE REIGN

Clemson has won 88.8 percent of its conference games while winning seven of the last nine ACC titles.

### BEST CONFERENCE WINNING PERCENTAGE SINCE 2015

Rk	School	Record	Win Pct.
1.	Ohio State	73-7	.913
2.	Alabama	74-8	.902
3.	Clemson	71-9	.888
4.	Oklahoma	68-16	.810
5.	Georgia	64-17	.790

Note: Includes postseason play

Clemson's ACC success has not been a roller-coaster ride of lofty heights and deep lows. The last time Clemson finished a season below .500 in regular season conference play was in 1998. Clemson's 25-year streak of being .500 or better in conference play is tied for the longest active streak in the country and tied for the fourth-longest of any streak since 1966.

### LONGEST ACTIVE STREAKS OF FINISHING .500 OR BETTER IN CONFERENCE PLAY

Rk	School	Conference(s)	Streak	Years
1.	Clemson	ACC	25	1999-2023
	Boise State	Big West/WAC/MWC	25	1999-2023
3.	Alabama	SEC	17	2007-23

### LONGEST STREAKS OF FINISHING .500 OR BETTER IN CONFERENCE PLAY (SINCE 1966)

Rk	School	Conference(s)	Streak	Years
1.	Michigan	Big Ten	40	1968-2007
2.	Nebraska	Big 8/Big 12	42	1969-2001
3.	Oklahoma	Big 8	29	1966-94
4.	Clemson	ACC	25*	1999-2023
	Boise State	Big West/WAC/MWC	25*	1999-2023

\* - active streak

With six straight ACC titles from 2015-20, Clemson became the first program in the conference title game era to win six straight conference championship games.

### CONSECUTIVE LEAGUE TITLE GAME WINS

Rk	School	Conference	Streak	Years
1.	Clemson	ACC	6	2015-20
2.	Florida	SEC	4	1993-96
	Oklahoma	Big 12	4	2017-20
	Ohio State	Big Ten	4	2017-20

Note: Power conference schools (1992-23).

In 2020, Clemson and Oklahoma's six-year streaks of outright titles made the two programs the first among current power conference programs to win at least six straight outright titles since Oklahoma (12 from 1948-59) as part of the now-dissolved Big 8 Conference.

### MOST CONSECUTIVE OUTRIGHT CONFERENCE TITLES (FBS HISTORY)

Rk	School	Conference	Streak	Years
1.	Oklahoma	Big 8	12	1948-59
2.	Brigham Young	WAC	7	1978-84
3.	Clemson	ACC	6	2015-20
	Oklahoma	Big 12	6	2015-20
5.	Alabama	SEC	5	1971-75
	Texas	SWC	5	1969-73

Including titles from its days as a member of the Southern Intercollegiate Athletic Association and Southern Conference, Clemson has 27 conference championships overall, also the most of any current ACC school and the 11th most among all active FBS programs.

As a counterpoint to conjecture that Clemson's in-conference success is limited to its membership in the ACC, Clemson is 14-6 against the SEC since 2015, a winning percentage that would have ranked third among the SEC's 14 members in that span.

## RECORD VS. SEC OPPONENTS SINCE 2015 (CLEMSON & SEC PROGRAMS)

Rk	School	Record	Win Pct.
1.	Alabama	73-8	.902
2.	Georgia	64-16	.790
3.	Clemson	14-6	.700
4.	LSU	50-26	.658
5.	Florida	43-34	.558
6.	Texas A&M	39-34	.534
7.	Auburn	36-39	.480
8.	Mississippi	34-39	.466
9.	Kentucky	33-41	.446
	Tennessee	33-41	.446
11.	Missouri	31-43	.419
12.	Mississippi State	30-44	.405
13.	South Carolina	28-46	.378
14.	Arkansas	20-54	.270
15.	Vanderbilt	12-61	.164

Note: Includes postseason play

## POWER OVER POWER CONFERENCE FOES

Since 2013, no team can claim more wins against power conference opponents than Clemson.

### WINS VS. POWER CONFERENCE OPPONENTS SINCE 2013

Rk	School	Wins
1.	Clemson	109
2.	Alabama	108
3.	Ohio State	103
4.	Georgia	98
5.	Oklahoma	92

Note: includes victories against independent Notre Dame, which has College Football Playoff access equivalent with power conferences

## MEETING (& BEATING) THE BEST

Since 2015, Clemson is 30-9 (.769) against AP Top 25 teams, the second-best winning percentage in the country.

### HIGHEST WINNING PERCENTAGE VS. AP TOP 25 TEAMS (SINCE 2015)

Rk	School	Record	Win Pct.
1.	Alabama	49-11	.817
2.	Clemson	30-9	.769
3.	Ohio State	32-11	.744
4.	Oklahoma	29-11	.725
5.	Georgia	33-15	.688

Note: min. 5 games; data per SportSource Analytics

Clemson is also 13-8 (.619) against AP Top 10 opponents in that time frame, one of only five teams in college football to produce at least a dozen wins against Top 10 foes in that span.

Clemson's success hasn't been limited to opponents with bloated preseason rankings at kickoff time. Since 2015, Clemson's 67 wins against teams that finish .500 or better are second most in the nation. Clemson's .807 winning percentage against that group is third.

### HIGHEST WINNING PERCENTAGE VS. TEAMS THAT FINISH .500 OR BETTER (SINCE 2015)

Rk	School	Record	Win Pct.
1.	Alabama	72-12	.857
2.	Ohio State	58-13	.817
3.	Clemson	67-16	.807
4.	Georgia	57-16	.781
5.	Oklahoma	45-20	.692

Note: Includes teams .500 or better in current season

## SIGN & DEVELOP

While proud of his incoming classes, Head Coach Dabo Swinney has long stated that a true ranking of a recruiting class cannot and should not be published until four years later when the group can be evaluated on performance rather than potential.

Much to Swinney's delight, The Athletic has annually assumed that role in recent years, re-ranking every recruiting class four years later to account for on-field performance.

For its re-rankings, The Athletic uses the following grading scale: 5 points: All-American, award winner,

## CFP STAPLES

In the 10 years of the four-team College Football Playoff era, Clemson cemented itself as one of the tournament's powerhouses of its inaugural decade. Only 15 programs earned at least one College Football Playoff berth, and Clemson ranked second in CFP berths, CFP title game appearances, total CFP wins and CFP titles.

### COLLEGE FOOTBALL PLAYOFF BERTHS

Rk	School	Berths
1.	Alabama	8
2.	Clemson	6
3.	Ohio State	5
4.	Oklahoma	4
5.	Georgia	3
	Michigan	3
7.	Notre Dame	2
	Washington	2
9.	Seven teams tied	1

### COLLEGE FOOTBALL PLAYOFF NATIONAL CHAMPIONSHIP GAME BERTHS

Rk	School	Berths
1.	Alabama	6
2.	Clemson	4
3.	Georgia	3
4.	Ohio State	2
5.	Five teams tied	1

### MOST WINS, COLLEGE FOOTBALL PLAYOFF

Rk	School	Wins
1.	Alabama	9
2.	Clemson	6
3.	Georgia	5
4.	Ohio State	3
5.	LSU	2
	Michigan	2
7.	Oregon	1
	TCU	1
	Washington	1
10.	Five participants tied	0

### COLLEGE FOOTBALL PLAYOFF TITLES

Rk	School (Years)	Titles
1.	Alabama (2015, 2017, 2020)	3
2.	Clemson (2016, 2018)	2
	Georgia (2021, 2022)	2
4.	Michigan (2023)	1
	LSU (2019)	1
	Ohio State (2014)	1

### COLLEGE FOOTBALL PLAYOFF BERTHS (HEAD COACHES)

Rk	Coach (Titles)	Berths	Wins
1.	Nick Saban (2015, 2017, 2020)	8	9
2.	Dabo Swinney (2016, 2018)	6	6
3.	Lincoln Riley	4	0
4.	Kirby Smart (2021, 2022)	3	5
	Jim Harbaugh (2023)	3	2
	Ryan Day	3	1
7.	Urban Meyer (2014)	2	2
	Brian Kelly	2	0
9.	Ed Orgeron (2019)	1	2
	Mark Helfrich	1	1
	Sonny Dykes	1	1
	Kalen DeBoer	1	1
	Mark Dantonio	1	0
	Luke Fickell	1	0
	Jimbo Fisher	1	0
	Chris Petersen	1	0
	Steve Sarkisian	1	0

Note: Title years listed correspond to the season, not championship game dates

### MOST CONSECUTIVE COLLEGE FOOTBALL PLAYOFF BERTHS

Rk	School	Years	Streak
1.	Clemson	2015-20	6
2.	Alabama	2014-18	5
3.	Oklahoma	2017-19	3
	Michigan	2021-23	3
5.	Three teams tied	2021-22	2



# THE CLEMSON FOOTBALL STANDARD



CLEMSON CONTINUES TO BE A MODEL IN THE CLASSROOM AND ON THE FIELD UNDER HEAD COACH DABO SWINNEY.

top-50 NFL Draft pick; 4: Multi-year starter, all-conference honors; 3: One-year starter or key reserve; 2: Career backup; 0: Minor or no contribution, left the program. The outlet also adds a bonus to each program's class average, derived from its total number of wins from 2017 through 2020 (e.g.: For re-ranking the Class of 2017, Clemson won 51 games, so its class average received a bonus of 0.51).

Even in its current stretch of recruiting success, Swinney has pointed out that Clemson often falls in rankings as its commitment to not oversigning leads to smaller recruiting classes, as well as noting that much of Clemson's on-field success is a function of the program's development, citing All-Americans like former three-star Isaiah Simmons or former two-star Nolan Turner. The re-rankings illustrate Clemson's impressive track record of talent identification, culture fit, resource allocation and player development.

## CLEMSON RECRUITING RANKINGS AND RE-RANKINGS (VIA THE ATHLETIC)

Class	Rank	Re-Rank	Diff.	Record
2014	16	6	+10	50-7
2015	9	2	+7	55-4
2016	11	1	+10	55-4
2017	16	5	+11	51-5
2018	7	2	+5	49-6
2019	10	5	+5	45-9
2020	3	7	-4	40-12
<b>Average</b>	<b>10.2</b>	<b>4.0</b>	<b>+6.2</b>	

Note: Initial rank according to 247 Composite

On average, Clemson ranked 10.2 in the 247 Composite team rankings across the 2014-20 recruiting cycles. Upon re-ranking those groups, despite having little room for improvement while recruiting at a Top 15 clip in that span, Clemson ranked 4.0 on average in the re-rankings, a ratings bump of roughly six spots. Each of those Clemson classes averaged at least 10 wins a season during their careers.

## HOME SWEET HOME

Clemson produced an ACC-record 40-game winning streak in games played at Memorial Stadium from 2016-22, breaking the conference record of 37 set by Florida State under Bobby Bowden from 1992-2001. Clemson's 40-game home winning streak in that span was one of only 15 home winning streaks of 35 games or more in FBS history.

## LONGEST HOME WINNING STREAK (FBS HISTORY)

Rk	School	Years	Streak
1.	Miami (Fla.)	1985-94	58
2.	Alabama	1963-82	57
3.	Harvard	1890-95	56
4.	Michigan	1901-07	50
5.	Nebraska	1991-98	47
6.	Washington	1908-17	45
7.	Texas	1968-76	42
8.	<b>Clemson</b>	<b>2016-22</b>	<b>40</b>
	Notre Dame	1907-18	40
10.	Oklahoma	2005-11	39

Since the advent of the College Football Playoff prior to the start of the 2014 season, Clemson has a 65-3 record at Memorial Stadium. Clemson's .956 winning percentage at home in that time frame tied for the best in the country, matching Alabama's 65-3 home record in the same span.

## BEST HOME WINNING PERCENTAGE SINCE 2014 (CFP ERA)

Rk	School	Record	Win Pct.
1.	<b>Clemson</b>	<b>65-3</b>	<b>.956</b>
	Alabama	65-3	.956
3.	Ohio State	61-5	.938
4.	Georgia	56-6	.903
5.	Oklahoma	53-8	.869

Clemson has won at least seven home games in each of the last 12 years. The next longest active streak of years with six or more home wins is three.

## ACADEMIC EXCELLENCE

- Through the spring of 2024, of 378 players who completed their athletic eligibility at Clemson and/or graduated early in Dabo Swinney's 15 full years as head coach, 372 (98 percent) have earned a degree during their time at Clemson.
- Clemson broke program multi-year APR records in three straight years from 2017-19 (987 in 2016-17, 992 in 2017-18 and 993 in 2018-19) before the NCAA suspended APR reporting during the COVID-19 pandemic. Upon reinstatement of APR reporting in June 2022, Clemson shattered its multi-year APR record with a 999 covering the 2017-18 through 2020-21 academic years.
- Most recently, Clemson posted a 995 multi-year APR covering 2019-20 through 2022-23, fifth-best in the FBS. Clemson's lofty academic success in that period coincided with on-field excellence that included three ACC titles, two CFP berths and a national championship game berth.

- Clemson, Air Force and Northwestern are the only FBS programs to produce a 990+ multi-year APR in each of the last five reported cycles.
- Clemson is the only program in the country to finish among the Top 25 in APR rate among FBS schools and the AP Top 25 in each of the last 13 years.
- Prior to the suspension of APR Public Recognition Awards during the COVID-19 pandemic, the NCAA recognized Clemson with its annual honor, which is bestowed upon programs ranking in the Top 10 percent of their respective sports, for nine of the award's last 10 reported academic cycles. Only 37 of the 130 FBS programs earned at least one APR recognition across the 2009-10 through 2018-19 academic years. Only 30 of programs earned it multiple times. Clemson, Duke and Northwestern were the only ones to earn the award 9+ times in that 10-year span.
- With its award for the 2018-19 academic year, Clemson became the only FBS program since the NCAA created the APR metric in 2003 to win a national championship and an APR Public Recognition Award in the same year multiple times.
- In 2018, in addition to becoming major college football's first 15-0 team since 1897, Clemson had a then-program-record 66 student-athletes with a 3.0+ GPA. Clemson's roster featured 26 graduates, the most of any bowl team.
- That year, Christian Wilkins became Clemson's first William V. Campbell Trophy winner, collecting the award known colloquially as the "Academic Heisman Trophy." He became the fifth player in the award's history, and the first in the College Football Playoff era, to earn the honor and a national title in the same season, joining Alabama's Barrett Jones (2012), Miami's Joaquin Gonzales (2001), Florida's Danny Wuerffel (1996) and Nebraska's Rob Zatechka (1994).
- Chad Carson and Kyle Young were first-team Academic All-Americans in the 2000 and 2001 seasons. Clemson was the only Division I school in the nation with two first-team picks each year. Young was a first-team Academic All-American from 1999-01 and became just the second ACC player in history to be a three-time, first-team selection.
- Dalton Freeman was a 2012 All-American on and off the field. He was a first-team All-American by AFCA and second-team Academic All-American by CoSIDA.
- In 2023, Will Shipley became the first Tiger scholarship player on record to graduate in three years with a 4.0 GPA. The two-time Academic All-American was believed to be the first FBS player with 4,000 all-purpose yards and graduate with a 4.0 in three years.



# THE CLEMSON FOOTBALL STANDARD

## BOWL HISTORY

- Clemson enters 2024 having earned a bowl berth in each of the last 19 seasons, the longest streak in the ACC and the fifth-longest streak in the nation. The 19-year streak more than doubles the second-longest streak in school history (seven from 1985-91).
- Clemson's 27 all-time bowl wins are the 10th-most in college football history.
- Clemson won a bowl game every year from 2012-16 against a program led by a head coach who won a national title at some point in his career. That includes two in 2016, when the Tigers beat Urban Meyer (Ohio State) and Nick Saban (Alabama). Clemson added an additional win over Saban's Alabama squad in 2018.
- Fourteen of Clemson's 27 bowl wins have come against coaches who have won the FBS National Championship at some point in their careers. That includes wins over Les Miles (LSU) in 2012, Urban Meyer (Ohio State) in 2013 and 2016, Bob Stoops (Oklahoma) in 2014 and 2015, and Nick Saban in 2016 and 2018. A 15th win can be claimed with that figure when including national championships at all levels, as Clemson defeated then-Notre Dame Head Coach Brian Kelly, who won two Division II titles at Grand Valley State, in the 2018 Cotton Bowl.
- Clemson's first bowl game was a 6-3 victory over Boston College and Head Coach Frank Leahy in the 1940 Cotton Bowl.
- Clemson is 8-2 in its history in bowl games against Nebraska, Ohio State and Oklahoma, three of the top-eight programs in college football history in terms of wins. Clemson is the only program to have beaten Oklahoma three times in bowl play and is one of only three schools with multiple bowl victories over the Sooners to its credit. The Tigers are 4-1 vs. Ohio State and 1-1 vs. Nebraska. Including a 1-0 bowl mark against Notre Dame, 1-0 record against Penn State and 2-2 record against Alabama, Clemson is 12-4 in bowls all-time against the eight winningest programs in major college football history.
- Between both bowl games and conference championship games, Clemson has won at least one postseason game in 13 straight years, the longest streak in FBS history.
- Hall of Fame Head Coach Woody Hayes suffered his final defeat against the Tigers in the 1978 Gator Bowl. Overall, Clemson has won 11 bowl games against head coaches who are enshrined in the College Football Hall of Fame (Frank Leahy, Don Faurot, Andy Gustafson, Woody Hayes, Tom Osborne, Joe Paterno, Barry Switzer, Don Nehlen, Phillip Fulmer and two against Bob Stoops).

## CHAMPIONSHIP TRADITION

- The Tigers were named national champions by every service in 1981, 2016 and 2018. In 1981, Clemson was the only school in the nation with a perfect record (12-0). It included three wins over top-10 teams (Georgia, Nebraska, North Carolina), the only team to beat three top-10 teams in 1981.
- The 1981 team had five All-Americans, including first-team selections Jeff Davis, Terry Kinard and Perry Tuttle. Thirty-one players on the 1981 squad were eventually drafted by the NFL and 22 players eventually played in the NFL. Twenty-three different players on the 1981 roster were First-Team All-ACC selections at one time during their Clemson careers.
- Clemson won its second national title in 2016 with a 14-1 record. The Tigers played the nation's toughest schedule that year, beating six teams that finished in the top 25 of the AP poll. Eleven Clemson opponents that year finished with a winning record. The Tigers defeated No. 3 Louisville, No. 2 Ohio State and No. 1 Alabama over the course of the season.
- Clemson earned its third national title in 2018 by becoming the first major college team to post a 15-0 record since Penn in 1897. Clemson won its final 10

games of the season by 20+ points and defeated No. 3 Notre Dame and No. 1 Alabama in the College Football Playoff by a combined score of 74-19.

- Clemson won or was co-champions of the ACC Atlantic Division nine times in 12 years (2009,11,12,15,16,17,18,19,22) and earned a title game berth in a division-less season in 2020.
- Clemson won the 2011, 2015, 2016, 2017, 2018, 2019, 2020 and 2022 ACC championships under Dabo Swinney. Clemson is 71-9 against ACC opponents since 2015.
- From 2015-20, Clemson became the first team in ACC history to win six consecutive outright conference titles (2015-20). Clemson and Oklahoma's six-year streaks of outright conference titles those years made the two programs the first among current power conference programs to win at least six straight outright titles since Oklahoma (12 from 1948-59).
- Every Clemson signing class under Swinney except for the 2023 class and incoming 2024 class has at least one ACC title to its credit in their tenures at Clemson, and every signing class from 2012-20 earned at least one College Football Playoff berth.

## COACHING SUCCESS

- Dabo Swinney has a 170-43 record in 16 seasons as head coach, passing Frank Howard (166) to become Clemson's all-time winningest coach.
- His 161 victories from 2008-22 trailed only Urban Meyer (165) for the most wins through the first 15 seasons of a head coaching career in FBS history.
- Swinney earned his 150th career win in only his 186th career game as head coach. He became the sixth-fastest coach in FBS history to 150 wins, trailing only Urban Meyer (176), Gil Dobie (180), Barry Switzer (180), Fielding Yost (184) and Joe Paterno (184). Swinney became the fourth fastest to 150 wins in the modern era.
- Swinney won 12 coach-of-the-year honors in the 2015 season, two ACC and 10 for national coach of the year. That included national coach of the year by Associated Press, ESPN, Sporting News, Walter Camp Foundation and the American Football Coaches Association. He also won the Bear Bryant Award in 2015, 2016 and 2018, becoming the first three-time winner in the award's history. Swinney also won the Gene Stallings Award and FCA Coach of the Year in 2014 and the Bobby Dodd Award in 2011. Swinney was inducted into the state of Alabama Hall of Fame in 2018 and was selected as honorary coach of the AFCA Good Works Team in 2019.
- A Clemson assistant coach was a Frank Broyles Award finalist in four straight years from 2015-18 and won the award in back-to-back years. Brent Venables was a finalist in 2015 and won the award in 2016. Tony Elliott won the award in 2017. Jeff Scott was a finalist in 2018 (and semifinalist in 2019). The wins by Venables and Elliott in 2016-17 represented the first time two different coaches from the same school won the award in consecutive years. Clemson hired 2022 Broyles Award winner Garrett Riley in 2023.
- Four former Tiger coaches (John Heisman, Frank Howard, Jess Neely and Danny Ford) are in the College Football Hall of Fame. Howard was Clemson's coach when the ACC was founded and promptly took the Tigers to six ACC titles. Howard and Swinney are tied for the school record for conference titles (eight each).
- Howard ended his career with 165 victories, and his 30-year tenure is still fifth-longest in NCAA history for a head coach serving at one school. His victory total was extraordinary considering Clemson played just 38 percent of its games at home during Howard's tenure.
- Danny Ford coached Clemson to the 1981 national championship and won six bowl games in his Tiger career. He was inducted into the College Football Hall of Fame in December 2017. He was the consensus national coach of the year in 1981, and he remains the

## MOST-VIEWED GAMES (2018-23)

Rk.	Game (Season)	Viewership
1.	Michigan vs. Alabama (2023)	27,760,000
2.	Clemson vs. LSU (2019)	25,590,000
3.	Clemson vs. Alabama (2018)	25,280,000
4.	Michigan vs. Washington (2023)	25,050,000
5.	Georgia vs. Alabama (2021)	22,563,000
6.	Georgia vs. Ohio State (2022)	22,450,000
7.	TCU vs. Michigan (2022)	21,700,000
8.	Clemson vs. Ohio State (2019)	21,150,000
9.	Clemson vs. Ohio State (2020)	19,150,000
10.	Michigan vs. Ohio State (2023)	19,070,000

Source: Sports Media Watch

youngest coach (33) to win a national title. He was inducted into the Clemson Ring of Honor in 2013.

## EXPOSURE

- Clemson games account for four of the nine most-watched college football games since 2018.
- Clemson played in the most-watched game of five of six seasons from 2015-20, including when its 2020 semifinal game against Ohio State outdrew the national championship.
- Even as the industry transitions toward streaming, 124 of Clemson's last 126 games in the last nine years have aired on linear television.
- Clemson has played in the featured contest on ESPN's College GameDay 30 times, including 22 times since the start of the 2015 season. Clemson is 17-5 in those contests.
- In 2022, Clemson became the first program since the 2015 Oklahoma Sooners to appear in the ABC prime-time television window in three consecutive weeks.
- The interest in watching Clemson play hasn't been limited to television broadcasts. Clemson continues to provide one of the great in-venue experiences in all of sports, as Clemson enters 2024 having been ranked in the Top 20 in the nation average home attendance at Memorial Stadium for 43 straight seasons and has led the ACC in average home attendance each of the last 14 years. In 2024, Clemson led the nation in attendance per capita, as its 81,334 average attendance at Death Valley was equivalent to 452 percent of the city's population.
- The first game on ACC Network was Clemson vs. Georgia Tech from Death Valley on Aug. 29, 2019.

## HALL OF FAME

- Eight members of Clemson's program have been enshrined in the National Football Foundation College Football Hall of Fame, including four coaches and four student-athletes.
- Clemson's Hall of Fame tradition began with John Heisman, who coached Clemson from 1900-03 and was Clemson's first inductee as part of the Class of 1954. Clemson coach and administrator Jess Neely was inducted in 1971. Frank Howard, Clemson's all-time winningest coach, followed with induction in 1989. Danny Ford, who led Clemson to the 1981 national championship at the age of 33, entered the Hall in 2017.
- Multi-sport legend Banks McFadden was the first Clemson player enshrined, earning induction in 1959. Two members of Clemson's 1981 national championship defense, Terry Kinard (2001) and Jeff Davis (2007), went on to earn induction after the turn of the century. The duo made Clemson's 1978 recruiting class the first in ACC history to produce two Hall of Famers.
- Of the roughly 5.71 million individuals who have played college football since Princeton first battled Rutgers on Nov. 6, 1869, only 1,093 players and 233 coaches have been immortalized in the Hall. Selection to it puts these Tiger legends who earned the distinction in the top 0.02 percent of those ever to play or coach college football.



# THE CLEMSON FOOTBALL STANDARD



**C.J. SPILLER, ONE OF 104 TIGER ALL-AMERICANS IN HISTORY, IS ONE OF 18 FIRST-ROUND NFL DRAFT PICKS UNDER HEAD COACH DABO SWINNEY.**

- C.J. Spiller earned induction in the Class of 2021 in his second year of eligibility. Said Dabo Swinney of Spiller's induction: "For him to get in on his second attempt is such a compliment to the respect for his college football career... For me personally, he was my first five-star, my first first-rounder, my first Pro Bowler, and now my first College Football Hall of Famer... It's only fitting that C.J. was the first."
- Clemson had a special night in New York City on Dec. 11, 2001. That evening, Terry Kinard was inducted into the College Football Hall of Fame and Kyle Young was a recipient of a National Football Foundation Scholar-Athlete Award. Clemson was the only school in the nation with one of each in 2001.

## NATIONAL HONORS

- Clemson has a history of decorated football players. It boasts 104 players who have earned first, second or third-team All-America honors in its history.
- Clemson has produced at least one consensus All-American in three of the last six years and in nine of Dabo Swinney's 15 full seasons as head coach.
- In 2019, linebacker Isaiah Simmons became the sixth unanimous All-American in Clemson history, joining Terry Kinard (1982), Gaines Adams (2006), C.J. Spiller (2009), Da'Quan Bowers (2010) and Christian Wilkins (2018).
- In 2018, Wilkins joined William Perry, Levon Kirkland, Anthony Simmons and Sammy Watkins as three-time Tiger All-Americans. Clelin Ferrell joined Terry Kinard as the only two-time, first-team AP All-Americans in Tiger history with his second consecutive selection. Ferrell also won the Ted Hendricks Award as the nation's top defensive end, joining Da'Quan Bowers as one of two Hendricks Award winners in school history.
- The 2019 season marked the second straight year in which Clemson captured ACC Player of the Year (Travis Etienne), Offensive Player of the Year (Etienne)

and Defensive Player of the Year (Isaiah Simmons). It marked the fifth time that one team swept all three awards since the inception of the offensive and defensive honors in 1993, but it represented the first time a program had accomplished a sweep of the three awards in consecutive years.

- In 2018, Clemson swept honors for ACC Coach of the Year (Dabo Swinney), ACC Player of the Year (Etienne), ACC Offensive Player of the Year (Etienne) and ACC Defensive Player of the Year (Clelin Ferrell), becoming the first school to do so since Maryland in 2001. Expanded to include Trevor Lawrence's selection as Offensive Rookie of the Year, Clemson was the first program to secure all those conference honors since Florida State in 1997.
- Vic Beasley was a two-time first-team All-American and the first Tiger since Bennie Cunningham to be a two-time All-American, Clemson graduate and first-round pick (1976 NFL draft). Christian Wilkins and Clelin Ferrell later accomplished the feat in the 2019 draft, as did Travis Etienne in the 2021 draft.
- Sammy Watkins, who was the No. 4 overall pick of the 2014 NFL Draft, was the first player in Clemson history to be named a first-team All-American by at least one service in three different seasons. Wilkins became the second such player in school history in 2018.
- When Watkins was named a first-team All-American as a first-year freshman in 2011, he followed Georgia's Herschel Walker (1980), San Diego State's Marshall Faulk (1991) and Oklahoma's Adrian Peterson (2004) as the fourth first-year freshman non-kicker in history to earn AP First-Team All-America honors.
- Clemson has had eight players win 11 national position awards since 2010: Da'Quan Bowers (Bronko Nagurski Award and Ted Hendricks Award in 2010); Dwayne Allen (Mackey Award in 2011); Deshaun Watson (Manning Award & Davey O'Brien Award in 2015 and 2016, Archie Griffin Award in 2015, Unitas Award and Chic Harley Award in 2016); Ben Boulware (Jack Lambert Award in 2016); Christian Wilkins (Willis Award in 2017); Trevor Lawrence (Archie Griffin Award in 2018); Clelin Ferrell (Ted Hendricks Award in 2018); and Isaiah Simmons (Butkus Award in 2019).
- Clemson has had at least one All-American 44 of the last 47 years. In Dabo Swinney's 15 full seasons as head coach, he has had at least two All-Americans 14 times and 36 different players have made a first-team All-America squad. Sammy Watkins, Vic Beasley, Deshaun Watson, Clelin Ferrell, Christian Wilkins and Travis Etienne were all multi-time first-team selections.
- Clemson has had at least one First-Team All-ACC player each of the last 47 years, the longest streak in ACC history. Clemson has had at least 10 All-ACC selections in eight of the last nine years. In those nine years, all other ACC teams have produced 10+ selections in a single season a combined seven times.
- Clemson had a conference-leading nine players (Joe Bostic, Jerry Butler, Bennie Cunningham, Jeff Davis, Steve Fuller, Terry Kinard, Michael Dean Perry, William Perry and Anthony Simmons) named to the ACC's 50-Year Anniversary team. All nine were All-Americans during at least one season at Clemson and played in the NFL.
- Terry Kinard was the first Tiger to win a national individual award. He was named 1982 national defensive player of the year by CBS. That year, he was a unanimous first-team All-American, the first unanimous All-American in Clemson football history.

## NFL DRAFT PICKS

- Clemson has had at least one first-round draft choice in 10 of the last 12 years. Clemson is one of only five schools with at least one first-round pick in at least 10 of the last 12 drafts, alongside Alabama, Florida, Georgia and Ohio State.

- Dabo Swinney has coached 83 draft picks since becoming Clemson's head coach, most of any active coach in that span. His 18 first-round selections are the most among active coaches in that time frame.
- Clemson is one of only six schools to have produced multiple draft picks in each of the last 22 NFL Drafts (LSU, Michigan, Oklahoma, Ohio State and USC).
- Clemson is one of five schools to have produced five or more selections in at least nine of the last 11 drafts.
- Since 2013, Clemson has produced first-round picks from the QB, RB, WR, DE, DT, LB and DB position groups. The only other school with at least one first-rounder at all those positions in that span is Alabama.
- Clemson has produced nine first-round picks from its defensive front seven (DL and LB) since 2015, the most of any school in the nation.
- Expanded to include all rounds, Head Coach Dabo Swinney has produced 24 draft picks across his defensive lines and linebackers, the most of any active coach in the country since the 2009 NFL Draft.
- In Dabo Swinney's head coaching tenure, 13 of Clemson's 16 primary defensive end starters and 12 of its 13 primary defensive tackle starters have been drafted or signed into the NFL.
- In the 2019, 2020 and 2021 NFL Drafts, Clemson produced multiple first-round picks in three consecutive drafts for the first time in program history. Clemson and Alabama were the only schools to produce multiple first-round picks in each of those three drafts.
- In 2021, Trevor Lawrence became the program's first No. 1 overall pick, making Clemson the 51st program ever to produce a No. 1 pick. Clemson joined NC State and Florida State as the only ACC programs to have a No. 1 pick while a member of the conference (four other current ACC schools had No. 1 picks prior to joining the conference).
- With Trevor Lawrence and Travis Etienne both being selected by the Jacksonville Jaguars in the first round in 2021, the duo became the first QB/RB duo from a single school ever drafted by the same team in the first round of an NFL Draft in the Common Draft era.
- In 2019, Clemson produced three players selected as defensive linemen from a single school in a single draft for the first time in NFL Draft history. (Note: In 2006, NC State's Mario Williams, Manny Lawson and John McCargo went with the Nos. 1, 22 and 26 picks, respectively, though Lawson was officially submitted as a linebacker.) Clemson's entire starting defensive line from 2018 was drafted in the first four rounds in a span of the draft's first 117 picks.
- Clemson has had at least one player chosen by 30 of the 32 NFL franchises since 2003. The lone exceptions in that time frame are the Patriots, who last selected a Tiger in 1991, and the Panthers, who have never selected a Clemson player.
- Clemson's 2018 national championship roster has produced 23 draft picks and 19 undrafted free agent signings. Clemson's 11 defensive starters alone accounted for five first-round picks, a second-round pick, a third-round pick, two fourth-round picks and a college free agent signing.
- Clemson has had at least one player selected in 22 consecutive drafts since 2003, the second-longest streak in school history behind a 24-year streak across the 1951-74 NFL Drafts.

## NFL INFLUENCE

- Thirty-three former Tigers have combined to win 43 Super Bowl championship rings as members of an active roster that season, including most recently Kansas City Chiefs receivers Cornell Powell and Justyn Ross, Los Angeles Rams offensive lineman Tremayne Anchrum, Tampa Bay Buccaneers punter Bradley Pinion and Kansas City Chiefs players Bashaud Breeland, Dorian O'Daniel and Sammy Watkins across the 2019-23 seasons. Clemson's leader is Jeff Bostic,



# THE CLEMSON FOOTBALL STANDARD

who started on three Super Bowl championship teams with Washington.

- Clemson is one of only 10 programs to produce a member of a Super Bowl roster in each of the last eight years, a group that also includes Georgia, LSU, Florida State, Washington, NC State, Michigan, Oklahoma, Auburn and Florida.
- Clemson had five former players under contract with the Kansas City Chiefs and San Francisco 49ers for Super Bowl LVIII, the second-most of any program.
- In 2019, Clemson's three members of the Chiefs' Super Bowl LIV title-winning team represented three of the 46 players (6.5 percent) on Kansas City's active game day roster for the Super Bowl. Clemson's three members of the Super Bowl champions tied for the second-most in school history, matching the 1981 49ers and 1986 Giants. It was Clemson's most members of a Super Bowl championship team since setting a school record for the 1987 NFL season, when Obed Ariri, Dan Benish, Jeff Bostic and K.D. Dunn all contributed to Washington's second Super Bowl championship.
- Grady Jarrett had 3.0 sacks for the Atlanta Falcons against Tom Brady and the Patriots in the Super Bowl LI after the 2016 season.
- Brian Dawkins retired in 2011 as one of the great safeties in the history of the game and was inducted into the Pro Football Hall of Fame in 2018. A 1996 Clemson graduate, Dawkins was an All-American on Clemson's 1995 team. He was named to the Pro Bowl nine times in his career, including the 2012 Pro Bowl after his final season.
- Levon Kirkland was named to the NFL All-Decade team (1990s) for his play with the Pittsburgh Steelers. Dawkins was named to the All-Decade team for the 2000s for his play with the Philadelphia Eagles.

## NFL LEGACIES

- Brian Dawkins had his No. 20 retired by the Philadelphia Eagles during the 2012 season. Dawkins played 13 seasons for the Eagles and was a seven-time Pro Bowler in his Eagles tenure. He became Clemson's first Pro Football Hall of Famer in August 2018.

- The late Dwight Clark had his No. 87 retired by the San Francisco 49ers after he finished his career in 1987. He was a starter on the 49ers' Super Bowl teams from the 1981 and 1984 seasons. He is most famous for his game-winning catch on a pass from Joe Montana against Dallas in the 1982 NFC Championship Game. Clark was the NFL MVP in the 1982 season, the only former Tiger to win NFL MVP honors.
- Charlie Waters was a three-time Pro Bowl pick with the Cowboys. He played on two Super Bowl teams.
- Waters and Jeff Bostic were both named to ESPN's 40-Man Roster of Greatest Super Bowl players, released prior to Super Bowl XL.
- The Perry brothers (William, Michael Dean) were starters on Clemson's 1984 defense. Both were named to the ACC's 50-Year Anniversary team in 2002. William played on Clemson's 1981 National Championship team as a freshman, then on the Super Bowl champion Bears of 1985. Michael Dean played in six Pro Bowls with Cleveland and Denver, second-most among former Tigers. Both were named ACC Player of the Year during their careers, William in 1984 and Michael Dean in 1987. They are the only brother combination in ACC history that can make that claim.

## POLL PRESENCE

- From 2015-20, Clemson finished in the top four of the AP poll each year. Dabo Swinney became the fourth coach with at least six consecutive top-four finishes since the AP poll began in 1936, an exclusive list that includes Bobby Bowden (13), Pete Carroll (7) and Bud Wilkinson (6).
- Clemson's streak represented the fifth time a program has had a run of at least six top four finishes in the AP Poll. Miami (Fla.) had a seven-year run from 1986-92 with two different head coaches leading the program.
- The 2023 season marked the 37th year that Clemson was ranked in the final AP poll. It was the 16th time in the last 19 years – and 13th straight year – that Clemson was ranked in the final poll.
- Entering 2024, Clemson has produced at least one home win against an AP Top 25 opponent in nine straight seasons, the nation's longest active streak.

## TOP-FIVE POLL SUPERLATIVES

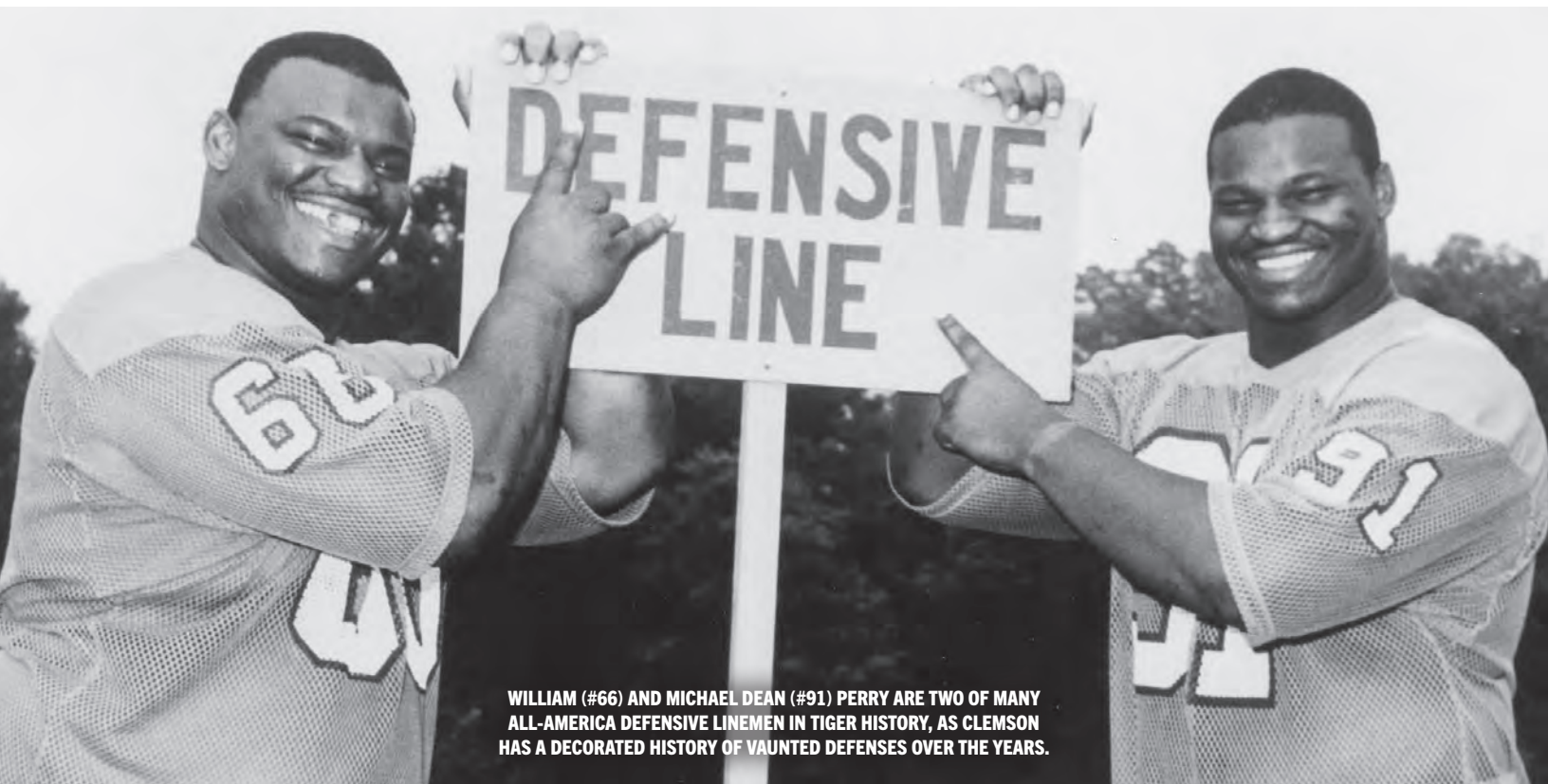
### LONGEST STREAKS OF AP TOP-FIVE FINISHES

Rk	School	Streak	Years	Coach(es)
1.	Florida State	14	1987-00	B. Bowden
2.	Southern California	7	2002-08	P. Carroll
	Miami (Fla.)	7	1986-92	J. Johnson (3), D. Erickson (4)
	Oklahoma	7	1952-58	B. Wilkinson
5.	Clemson	6	2015-20	D. Swinney
	Oklahoma	6	1971-76	C. Fairbanks (2), B. Switzer (4)
7.	Alabama	5	2014-18	N. Saban
	Notre Dame	5	1966-70	A. Parseghian

### ALL-TIME AP POLL TOP-FIVE STREAKS

Rk	School	Streak	Years
1.	Alabama	68	2015-19
2.	Clemson	57	2017-21
3.	Miami (Fla.)	55	2000-03
4.	Alabama	48	2011-13
	Ohio State	48	1973-76
	Oklahoma	48	1953-57

- Clemson finished No. 20 in the final AP Poll in 2023. Alabama (16 years), Clemson (13) and Ohio State (12) are the only programs with active streaks of 10 years or longer finishing in the top 25 of the AP Poll.
- Clemson was ranked in the top 25 of 107 consecutive AP polls from 2014-21, a school record and the second-longest active streak in the nation prior to its conclusion.
- Clemson ranked in the top five of 57 consecutive polls from 2017-21, the second-longest Top 5 streak in the history of the AP poll, which dates to 1936. Clemson also produced a school-record streak of 97 consecutive polls in the AP Top 10, the third-longest streak in poll history.
- The Tigers have beaten an AP-ranked opponent 34 of last 38 years, including 52 top-25 wins in the last 21 years. Dabo Swinney has recorded a Clemson-record 42 top-25 wins in his head coaching tenure.
- Clemson beat four top-25 teams in 2015 and five in 2016. The 2017 team broke that record with six. Clemson has won six games against AP Top 25 teams over the last two seasons.



WILLIAM (#66) AND MICHAEL DEAN (#91) PERRY ARE TWO OF MANY ALL-AMERICA DEFENSIVE LINEMEN IN TIGER HISTORY, AS CLEMSON HAS A DECORATED HISTORY OF VAUNTED DEFENSES OVER THE YEARS.



# 1981 NATIONAL CHAMPIONSHIP SEASON



## NOTES

- Clemson won its first national title in any sport and the first for the ACC in football in 28 years.
- Clemson had five different players earn All-America honors, at the time more than any other Tiger team in history.
- There was no controversy concerning the voting of the National Champion in 1981. Clemson ended the season as the only undefeated, untied team and was the only team with three top-10 wins.
- Head Coach Danny Ford (age 33 at the time) remains the youngest head coach in history to win the National Championship.
- Clemson forced 41 turnovers in the 12 games, still a school record for turnovers forced in a season.
- During one stretch in the season, the Clemson defense held the opposition without a touchdown for 18 consecutive quarters and no opponent scored a rushing touchdown against Clemson during the first seven games of the season.
- Clemson won the national title in 1981 after going 6-5 the previous year. The Tigers were unranked in every preseason poll.
- Clemson's victory improvement of 5.5 games from the 1980 season to the 1981 season was the largest improvement in the nation.
- Only one team (Wofford) had more time of possession in a game against Clemson all season.
- Clemson had the lead at the end of the first quarter in only four of the 12 games.
- Clemson scored 316 points during the regular season of 1981, the exact same total Georgia scored during its

## 1981 TIGERS IN THE NFL

Player	Pos.	Pro Bowls	S.B. Champ.	Draft Round	NFL Years
Cliff Austin	TB	---	---	3	5
Dan Benish	DT	---	1	FA	6
Jeff Bryant	DT	---	---	1	12
Brian Clark	OT	---	---	12	1
Kenny Danforth	SS	---	---	FA	1
Billy Davis	DB	---	---	FA	1
Jeff Davis	LB	---	---	5	6
Ty Davis	DB	---	1	3	3
K.D. Dunn	TE	---	---	5	3
Dale Hatcher	P	1	---	3	7
Andy Headen	OLB	---	1	8	6
Donald Igwebuike	PK	---	---	10	6
Homer Jordan	QB	---	---	FA	1
Terry Kinard	FS	1	1	1	8
Kevin Mack	FB	2	---	1	9
Jeff McCall	FB	---	1	7	1
Chuck McSwain	RB	---	---	5	3
Rod McSwain	DB	---	---	3	7
William Perry	MG	---	1	1	10
Reggie Pleasant	DB	---	---	6	2
Johnny Rembert	OLB	1	---	4	10
Perry Tuttle	WR	---	---	1	3

## FINAL 1981 AP POLL

Rk	Team	Head Coach	W-L
1.	Clemson	* Danny Ford	12-0
2.	Texas	Fred Akers	10-1-1
3.	Penn State	* Joe Paterno	10-2
4.	Pittsburgh	Jackie Sherrill	11-1
5.	SMU	Ron Meyer	10-1
6.	Georgia	* Vince Dooley	10-2
7.	Alabama	* Bear Bryant	9-2-1
8.	Miami (Fla.)	Howard Schnellenberger	9-2
9.	North Carolina	Dick Crum	10-2
10.	Washington	* Don James	10-2
11.	Nebraska	* Tom Osborne	9-3
12.	Michigan	* Bo Schembechler	9-3
13.	Brigham Young	* LaVell Edwards	11-2
14.	Southern California	* John Robinson	9-3
15.	Ohio State	* Earle Bruce	9-3
16.	Arizona State	Darryl Rogers	9-2
17.	West Virginia	* Don Nehlen	9-3
18.	Iowa	* Hayden Fry	8-4
19.	Missouri	Warren Powers	8-4
20.	Oklahoma	* Barry Switzer	7-4-1

\* - in College Football Hall of Fame

11-game regular season of 1980, the year the Bulldogs won the National Championship.

- Good health was a big reason for Clemson's success in the 1981 season. Only five different starters missed any games during the entire season and no player missed more than two games all year. A collective total of only eight games were missed by five starters during the 1981 season.
- No opponent had a carry longer than 26 yards and no opponent had a play over 30 yards. The longest touchdown play against Clemson was 25 yards, on a halfback option pass from Mike Rozier to Anthony Steels (Nebraska) in the Orange Bowl.
- During offseason conditioning in the summer of 1981, Strength Coach George Dostal constructed a simple sign for his strength training facility... "1982 Orange Bowl, Clemson vs. Nebraska."
- The Clemson senior student who was in charge of pep rallies in 1981 was former CBS This Morning anchor Jane Robelot.
- The day after Clemson won at North Carolina, placekicker Donald Igwebuike flew to Maryland, where Clemson's No. 3 soccer team beat Maryland 4-0 to clinch the ACC title. Igwebuike played on two ACC title teams that fall, both of which finished in the top 10 in the nation.

## TIGER RECORDS SET THAT STAND TODAY

- Points vs. ACC opponent (82 vs. Wake Forest, 10/31)
- Rushing yards in the modern era (536 vs. Wake Forest, 10/31)
- Third-down conversion percentage in a game (100.0 (12-12) vs. Wake Forest, 10/31)
- Turnovers forced in a game (9 vs. Georgia, 9/19)

- Wins over top-10 teams in a season (3, later tied in 2016)
- Turnovers forced in a season (41)

## TEAM HONORS & AWARDS

- AP National Champion
- UPI National Champion
- Sporting News National Champion
- Sports Illustrated National Champion
- Football Writers Association National Champion
- Football Coaches Association National Champion
- Washington Touchdown Club National Champion
- Chicago Tribune Fans National Champion
- Orange Bowl Champion
- ACC Champion
- Nation's most improved team (+5.5 games)
- Second in the nation in scoring defense
- Seventh in the nation in rushing defense
- Seventh in the nation in turnover margin
- Eighth in the nation in total defense

## HEAD COACH DANNY FORD

- Football Writers Association National Coach-of-the-Year
- UPI National Coach-of-the-Year
- American Football Coaches Association National Coach-of-the-Year
- WTBS National Coach-of-the-Year
- Washington Touchdown Club National Coach-of-the-Year
- ACC Coach-of-the-Year

## ALL-AMERICANS

- Jeff Bryant - 2nd (Football News)
- Jeff Davis - 1st (Football News, FWAA, Kodak, UPI), 2nd (AP)
- Terry Kinard - 1st (AP, FWAA, NEA, WTBS)
- Lee Nanney - 2nd (UPI)
- Perry Tuttle - 1st (NEA, Sporting News ), 2nd (Football News)



# 2016 NATIONAL CHAMPIONSHIP SEASON



## NOTES

- National champions for the second time in school history and the first time since 1981.
- The Tigers finished with a 14-1 record after defeating previously undefeated and top-ranked Alabama 35-31 in the CFP National Championship Game on Jan. 9. Clemson's 14 wins tied the FBS record for victories in a season. It was the second year both Alabama and Clemson finished with 14-1 records.
- Clemson won the national championship while playing the nation's most difficult schedule according to the NCAA. Tiger opponents were 107-51 (.677) when not playing Clemson.
- Clemson was just the sixth national champion (since 1977) to have played the nation's most difficult schedule the season it won the title.
- Clemson defeated 11 FBS schools that finished the season with a winning record, including five that totaled 10+ wins and six who finished in the top 25 of the AP poll. Those schools were No. 2 Alabama, No. 6 Ohio State, No. 8 Florida State, No. 16 Virginia Tech, No. 21 Louisville and No. 24 Auburn. The six wins over teams that finished in the AP top 25 were the most in school history.
- For the sixth straight year, Clemson finished at least the same in its final poll as its preseason ranking by AP. Clemson was No. 2 in the preseason AP and coaches polls, then finished No. 1.
- Clemson beat top-ranked Alabama to win the national title, the first time Clemson defeated the No. 1 team. In the CFP semifinal, Clemson defeated No. 2 Ohio State 31-0. It marked the first time Clemson beat a No. 2 ranked team. Clemson was 0-9 in history when playing teams ranked in the top two, then defeated both in consecutive games just nine days apart.
- Clemson defeated No. 3 Louisville earlier in the season, giving Clemson wins over the No. 1, No. 2 and No. 3 teams.
- Clemson was never ranked No. 1 until the final poll and had to defeat a team (Alabama) that had been ranked No. 1 in every poll entering the playoff. It marked the first time a team defeated an opponent in the championship game who had been No. 1 in every poll since 2006, when Florida defeated Ohio State to win the national championship. It also happened in 2005, when Texas defeated Southern California, and in 1983, when Miami (Fla.) defeated Nebraska.
- Clemson was the first non-SEC team to beat Auburn and Alabama in the same year since 1990, when Southern Mississippi achieved the distinction.
- Clemson had a 3-0 record against SEC teams, the first time the Tigers defeated three SEC teams in one season.
- Clemson defeated Auburn, Florida State, Ohio State and Alabama, the programs that had combined to win each of the previous seven national championships.

## FINAL 2016 AP POLL

Rk	Team	W-L	Points	Head Coach
1.	Clemson	14-1	1500	Dabo Swinney
2.	Alabama	14-1	1440	Nick Saban
3.	Southern California	10-3	1292	Clay Helton
4.	Washington	12-2	1277	Chris Petersen
5.	Oklahoma	11-2	1252	Bob Stoops
6.	Ohio State	11-2	1240	Urban Meyer
7.	Penn State	11-3	1130	James Franklin
8.	Florida State	10-3	1105	Jimbo Fisher
9.	Wisconsin	11-3	1032	Paul Chryst
10.	Michigan	10-3	1001	Jim Harbaugh
11.	Oklahoma State	10-3	920	Mike Gundy
12.	Stanford	10-3	730	David Shaw
13.	LSU	8-4	651	Ed Orgeron
14.	Florida	9-4	640	Jim McElwain
15.	Western Michigan	13-1	619	P.J. Fleck
16.	Virginia Tech	10-4	610	Justin Fuente
17.	Colorado	10-4	585	Mike MacIntyre
18.	West Virginia	10-3	368	Dana Holgerson
19.	South Florida	11-2	358	Willie Taggart
20.	Miami (Fla.)	9-4	338	Mark Richt
21.	Louisville	9-4	277	Bobby Petrino
22.	Tennessee	9-4	253	Butch Jones
23.	Utah	9-4	222	Kyle Whittingham
24.	Auburn	8-5	206	Gus Malzahn
25.	San Diego State	11-3	113	Rocky Long

- Clemson's 49-point win over South Carolina was the largest margin of victory by an ACC team over an SEC team in history. It was Clemson's third straight win over its rival.
- Clemson won the ACC championship for the second consecutive year, the first time in 28 years the Tigers won back-to-back league titles.
- The Tigers defeated a school-record five top-25 teams, including three top-three teams for the first time. Clemson finished the season with three straight wins over top-25 teams, the second time the program did that.
- Clemson joined Alabama as the first two schools to advance to the College Football Playoff in consecutive years.
- Clemson had nine First-Team All-ACC players, the most for the program since 1991.
- Sixteen of Clemson's starting 22 made an All-ACC team. Clemson had five more All-ACC selections than any other team.
- Seven different players were named first, second or third-team All-American, most in school history.
- Clemson showed an ability to win close games. The Tigers were 7-1 in games decided by seven points or less, establishing a school mark for wins by seven points or less in a season.
- The Tigers posted an 8-0 record away from home, the school's best mark for wins away from home in a season. Clemson had a 5-0 record on the opponents' home fields.

- Clemson opened the season with a win at Auburn, Clemson's first win there since 1950. It was first time Clemson opened the season with a road win over a current SEC team since 1903.
- Clemson left a game at Georgia Tech with a perfect record for the first time since 1903. Clemson had lost 11 straight when entering a game at Georgia Tech unbeaten.
- Clemson opened the season ranked No. 2 in the AP poll, its highest preseason ranking in school history.
- Clemson defeated Florida State in Tallahassee, just the second win for the program at Florida State since 1989.
- Clemson was honored for its graduation success rate of over 90 percent by AFCA.
- Clemson defeated Alabama for the first time since 1905.
- Dabo Swinney became the first head coach to win the national championship by defeating his alma mater.
- Dabo Swinney joined Bud Wilkinson as the only people to play on and serve as head coach of an AP national champion.
- Dabo Swinney won the Bear Bryant National Coach-of-the-Year Award, the first coach to win it in consecutive years.
- Clemson ended Alabama's 26-game winning streak, the longest winning streak Clemson has ended in its history. The 26-game streak was the third longest in SEC history and longest since the Crimson Tide had a 28-game winning streak from 1978-80.
- Clemson trailed 24-14 entering the fourth quarter. Nick Saban had been 97-0 with a 10-point lead in the fourth quarter.
- Nick Saban was 5-0 in national championship games and 12-1 in national or league championship games prior to the contest.
- Clemson ended Alabama's FBS record-tying 16-game winning streak against AP top-25 opponents.
- Nick Saban was 106-6 when leading at halftime at Alabama. Clemson overcame a 14-7 halftime deficit.

## ALL-AMERICANS

- **Ben Boulware** - 2nd (AFCA, FWAA, USA Today, Walter Camp), 3rd (AP)
- **Jordan Leggett** - 2nd (AFCA, CBS)
- **Cordrea Tankersley** - 1st (USA Today), 3rd (AP)
- **Carlos Watkins** - 1st (CBS), 2nd (AP)
- **Deshawn Watson** - 2nd (AFCA, AP, Sporting News, Sports Illustrated, Walter Camp)
- **Christian Wilkins** - 1st (AFCA, FWAA), 2nd (Sporting News, Walter Camp), 3rd (AP)
- **Mike Williams** - 2nd (Phil Steele, Walter Camp)



# 2018 NATIONAL CHAMPIONSHIP SEASON



## NOTES

- Clemson won its third football national championship in school history, joining the 1981 and 2016 squads. It marked the sixth national championship in any sport in Clemson history.
- Clemson had a 15-0 record, becoming the first team to accomplish the feat since Penn in 1897.
- Clemson became the second team to win multiple national championships in the College Football Playoff era since 2014 (Alabama).
- Clemson broke the school record of 14 wins, a mark previously shared with the 2015 and 2016 Tigers.
- Clemson finished its sixth undefeated season (1900, 1906, 1948, 1950, 1981, 2018) and fourth perfect season (1900, 1948, 1981, 2018) in school history.
- Clemson became the 20th team in AP poll history to finish a season as the AP No. 1 despite never appearing at No. 1 at any point of the regular season (2018 Clemson, 2016 Clemson, 2015 Alabama, 2014 Ohio State, 2011 Alabama, 2006 Florida, 2005 Texas, 2002 Ohio State, 1992 Alabama, 1989 Miami (Fla.), 1987 Miami (Fla.), 1986 Penn State, 1983 Miami (Fla.), 1982 Penn State, 1977 Notre Dame, 1973 Notre Dame, 1970 Nebraska, 1965 Alabama, 1964 Alabama, 1946 Notre Dame).
- Clemson won the ACC title for the fourth year in a row, marking the first time in ACC history a school won four consecutive outright league titles. The Tigers joined Florida (1993-96) as the only teams to win four consecutive power conference championship games.
- Clemson posted a 15-0 record against a schedule that included a school-record 12 games against teams who finished with winning records. The Tigers played the nation's most difficult schedule, as their opponents had a 120-57 record (.642) when not playing them.
- Clemson was in the top four of every CFP poll in 2018, including a No. 2 ranking entering the bowl games, ending the season having been ranked in the top four in 24 consecutive CFP polls.
- Clemson ranked in the top four of all 15 AP and USA Today Coaches polls for the first time in school history.
- Clemson won a school-record 13 of 15 games by at least 20 points, surpassing 2013 Florida State (12) for the most by any team since 2000. Clemson won its final 10 games by 20 points or more.
- Clemson won by an average margin of 31.1 points per game, the best margin in the nation and the second-largest in school history, trailing only a 35.3-point average margin in 1901, a season in which Clemson won one of its five games by a score of 122-0.
- Clemson played an average of 72.5 players per game in 2018, the most of any team in the AP Top 25. No other College Football Playoff participant averaged more than 56 players per game (Alabama, 55.7; Notre Dame, 54.4; Oklahoma, 52.4).

## FINAL 2018 AP POLL

Rk	Team	W-L	Points	Head Coach(es)
1.	Clemson	15-0	1525	Dabo Swinney
2.	Alabama	14-1	1462	Nick Saban
3.	Ohio State	13-1	1364	Urban Meyer, Ryan Day
4.	Oklahoma	12-2	1356	Lincoln Riley
5.	Notre Dame	12-1	1286	Brian Kelly
6.	LSU	10-3	1119	Ed Orgeron
7.	Florida	10-3	1103	Dan Mullen
	Georgia	11-3	1103	Kirby Smart
9.	Texas	10-4	1076	Tom Herman
10.	Washington State	11-2	959	Mike Leach
11.	UCF	12-1	898	Josh Heupel
12.	Kentucky	10-3	820	Mark Stoops
13.	Washington	10-4	806	Chris Petersen
14.	Michigan	10-3	745	Jim Harbaugh
15.	Syracuse	10-3	683	Dino Babers
16.	Texas A&M	9-4	552	Jimbo Fisher
17.	Penn State	9-4	492	James Franklin
18.	Fresno State	12-2	466	Jeff Tedford
19.	Army West Point	11-2	418	Jeff Monken
20.	West Virginia	8-4	296	Dana Holgorsen
21.	Northwestern	9-5	284	Pat Fitzgerald
22.	Utah State	11-2	188	Matt Wells
23.	Boise State	10-3	184	Bryan Harsin
24.	Cincinnati	11-2	171	Luke Fickell
25.	Iowa	9-4	120	Kirk Ferentz

- Clemson was second in the nation in yards per rush (6.57) and first in the nation in yards per rush allowed (2.51), becoming the first program since at least 2009 to rank in the top two in both categories in a single season.
- Clemson tied team records in wins at home (7), on the road (5), away from home (8), in regular-season conference play (8) and against conference opponents (9).
- Clemson posted a 5-0 record in road games, joining Northwestern as only teams in the nation to go 5-0 on the road. It marked the sixth time in school history (and the third time in four years) Clemson was 5-0 on the road.
- Clemson completed the four-year span with a 55-4 record, a school and ACC record that tied 2015-18 Alabama for the most wins in a four-year span in FBS history.
- With a victory over South Carolina in November, Clemson reached 100 wins in a decade for the first time in program history.
- Clemson featured five First-Team All-ACC selections and a total of 18 who made first, second or third team, more than any other school and the most in a season in school history.
- Clemson produced seven players who made an All-America team, second most in a season in school history. That included a record five first-team selections by at least one of the five major teams, the most first-team All-Americans in one season in school history.

- Clemson set a school record with 44.3 points per game, ahead of the previous record of 41.0 set in 2012. The Tigers reached 27 points in 15 straight games, a school record.
- Clemson scored a school-record 664 points, becoming the second team in ACC history to score 650 points in a single season (Florida State, 723 in 2013).
- Clemson broke the school and ACC record of 7,718 yards of offense, set in 2015, by recording 7,908 yards of offense.
- Clemson posted a school-record 527.2 yards per game, which included a record 15 games with 400 or more yards and a record-tying three 600-yard games. The Tigers set a school record by averaging 7.35 yards per play, shattering the previous record of 6.5 from 2006.
- Clemson led the country in scoring defense (13.1) for the first time in school history.
- Clemson set a school record with 54 sacks, breaking the mark held by the 2016 team (49). The 54 sacks were the third-most by any FBS team in a season since 2000.
- Clemson led the nation in sacks and tied for the national lead in tackles for loss (136).
- Clemson won the AFCA Academic Achievement Award for the first time in school history, becoming just the third program to win it and the national championship in the same year since the award began in 1981 (Notre Dame 1988 and Alabama 2017).
- In addition to the on-field success, Clemson produced team records in team GPA and number of players with recording a 3.0 or better GPA (66).
- Clemson placed seven players on the All-ACC Academic team, tied for second-most in school history and one shy of the school record.
- Christian Wilkins won the William V. Campbell Trophy from the National Football Foundation, the first Clemson player to win the award known colloquially as the Academic Heisman. He joined Barrett Jones (2012 Alabama), Joaquin Gonzales (2001 Miami), Danny Wuerffel (1996 Florida) and Rob Zatechka (1994 Nebraska) as the only players to win the Campbell Trophy and a national championship in the same season.

## ALL-AMERICANS

- **Travis Etienne** - 1st (Sporting News), 2nd (AFCA, AP, FWAA, Walter Camp)
- **Clelin Ferrell** - 1st (AFCA, AP, Sporting News, Walter Camp)
- **Mitch Hyatt** - 1st (AFCA, AP, FWAA, Walter Camp), 2nd (Sporting News)
- **Tre Lamar** - 2nd (AFCA)
- **Dexter Lawrence** - 1st (AFCA)
- **Trayvon Mullen** - 2nd (AFCA)
- **Christian Wilkins** - 1st (AFCA, AP, FWAA, Sporting News, Walter Camp)



# MEDIA INFORMATION

## CLEMSON ATHLETIC COMMUNICATIONS

Press Box Phone Number: ..... 864-654-3326  
Office Address: ..... P.O. Box 31; Clemson, SC 29633  
Shipping Address: ..... Jervy Athletic Center;  
..... 100 Perimeter Road; Clemson, SC 29633

### CREDENTIALS

Arrangements for media credentials for Tiger home football games must be made through the Clemson Athletic Communications office. Requests by accredited media members must be made through the online credentialing system (SportsSystems.com/Clemson). Online credential requests for each Clemson home game will open two weeks prior to each game and will close at noon ET on Wednesday prior to each game.

For more information on credential requests for Memorial Stadium, contact **Chandler Simpson** via email at [mcsimp2@clemson.edu](mailto:mcsimp2@clemson.edu).

The Clemson University Athletics Media Credential Policy is available at [ClemsonTigers.com/MediaPolicy](http://ClemsonTigers.com/MediaPolicy). The policy details credential eligibility and issuance priority for national and local outlets that cover Clemson football or its opponents on a regular basis. All credential approvals are made on a game-by-game basis independent of previous approvals and/or denials, and credential decisions for each contest are not beholden to prior credentialing precedents. Due to space limitations, credential quantities may be limited to a number lower than the total requested.

All credential requests will be filled on a space-available basis. Non-working spouses, dates, relatives, non-workers and anyone 16 years of age or younger are not permitted in the press box.

Media credential holders in the press box who are not actively covering the game, or credential wearers on the sideline who are not on assignment, will be asked to leave those respective areas. Press box or sideline security will be contacted should the credential wearer not comply. Credentials used in an unauthorized manner will be revoked immediately, and organizations responsible for credentials falling into improper hands will have credentials revoked for the rest of the year or the succeeding year, at the university's discretion.

### EMAIL DISTRIBUTION LIST

Notes, stats, stories and other information are emailed out on a weekly basis from the athletic communications office. Media members may contact **Brian Hennessy** ([bhennes@clemson.edu](mailto:bhennes@clemson.edu)) to be put on the email list.

### PARKING

A limited number of parking spaces reserved for the media is available on a game-by-game basis. Requests for media parking passes should be specified with credential requests. Due to space limitations, not all requests will be fulfilled.

Additionally, no motorhomes, campers or oversized vehicles will be permitted in media parking.



### PHOTOGRAPHERS & VIDEOGRAPHERS

Clemson follows guidelines established by the NCAA communications committee and ACC regarding sideline control to make certain the sideline is a working media area.

The following guidelines are adhered to:

- 1) Each photographer and runner is required to wear a photo vest.
- 2) Photo vests must be secured at the photographer's credential pickup at media will call outside Game 10 (visitors' tunnel). Both the credential and the photo vest must be worn on the field.
- 3) Prior to kickoff while recruits are present, photographers are not allowed south of the goalpost in the west endzone nor west of the south sideline 50-yard line.
- 4) After kickoff, no photographers are permitted in the bench area nor on the playing field.
- 5) Photo assistants or others holding a "sideline" pass must remain out of the photo area immediately adjacent to the playing field. This will make certain that photographers/videographers have the appropriate working area.
- 6) Tripods are not permitted on the sidelines.
- 7) The areas behind the team benches are considered bench areas and are to be used only for the passage between the north and south sidelines. This area may not be used as a photo zone.

### PRESS BOX

The Bob Bradley Press Box is located on the first floor on the south side of Memorial Stadium. All radio and television booths, in addition to the press area, are on the same level. Photographers are encouraged to use the space available at field level, accessible in the visiting tunnel adjacent to the visitor locker room.

### INTERVIEW REQUESTS

All requests to speak with players, coaches and staff should be directed to **Ross Taylor** ([rt5@clemson.edu](mailto:rt5@clemson.edu)) or a member of the Clemson athletic communications staff. Members of the media who reach out directly to players, coaches or staff without prior approval of Clemson staff may face suspension or revocation of credentials.

### SOCIAL MEDIA

The official Clemson football social media accounts for Twitter, Instagram and Facebook are all @ClemsonFB. Fans can find us on YouTube at Clemson Tigers.

### WEBSITE

Visit the official website of Clemson University athletics, [ClemsonTigers.com](http://ClemsonTigers.com). The site provides updated statistics, game notes and other pertinent football information to visitors, as well as live statistics and audio links for all of Clemson's football games.

### WEEKLY PRESS CONFERENCE

**Dabo Swinney's** weekly press conference is Tuesday in the Smart Family Media Center of the Clemson Athletic Branding Institute on the west end of the Poe Indoor Facility. The media interviews **Swinney** from 11 a.m. to approximately 11:45 a.m.

Select player interviews are Tuesday (11:45 a.m. to 2 p.m.) and Wednesday (10:30 a.m. to 2 p.m.) in the Smart Family Media Center. Contact **Ross Taylor** for player requests by the end of the day on Sunday.

### WILL CALL

Media will call for the distribution of credentials is operated in two locations on gamedays, outside of Gate 16 on the south side of Memorial Stadium for those with press box credentials and outside Gate 10 by the visitors' tunnel in the northwest corner for those with photo/video/runner credentials. Proper identification is required.

## CLEMSON FOOTBALL ATHLETIC COMMUNICATIONS STAFF



**ROSS TAYLOR**  
Primary Contact  
[rt5@clemson.edu](mailto:rt5@clemson.edu)



**BRIAN HENNESSY**  
Secondary Contact  
[bhennes@clemson.edu](mailto:bhennes@clemson.edu)



**CHANDLER SIMPSON**  
Credentials  
[mcsimp2@clemson.edu](mailto:mcsimp2@clemson.edu)



**JEFF KALLIN**  
Senior Associate Athletic Director  
[kallin@clemson.edu](mailto:kallin@clemson.edu)



2024 OUTLOOK

Clemson enters 2024 riding a five-game winning streak, the nation's third-longest active streak. Clemson's winning streak trails only those by Michigan (15) and Arizona (7), making Clemson the only team in the nation that has both an active winning streak of five-plus games as well as a returning head coach.

Despite the departures of several key contributors, including six NFL Draft picks, Clemson returns a talented and relatively experienced squad.

OFFENSE

By traditional accounting, Clemson returns eight of its 11 primary offensive starters from 2023, with the lone departures being super senior workhorse center Will Putnam, NFL-bound junior running back Will Shipley and junior transfer Beaux Collins. However, Clemson's offense returns 17 players who have started at least one career game for the Tigers as well as 10 of its 11 starters from last year's Gator Bowl.

QUARTERBACKS

Junior quarterback Cade Klubnik enters his second full season as Clemson's starter and his second season under Offensive Coordinator Garrett Riley in 2024 riding the momentum generated from his clutch game-winning drive in last year's Gator Bowl against Kentucky. Klubnik completed 8-of-8 passes for 71 yards on Clemson's final drive of the contest, helping the Tigers overcome an 11-point fourth-quarter deficit and record the last of five fourth-quarter lead changes in a 38-35 win.

This spring offered a major developmental window for redshirt freshman Christopher Vizzina. After seeing limited action in two games as a true freshman, Vizzina received increased reps in Gator Bowl practices last December in preparation for an expanded role in 2024 for the prospect that ranked among the national top 50 overall in the Class of 2023.

Walk-on Trent Pearman, a two-time Gatorade High School Player of the Year in South Carolina, earned plaudits for his performance in Clemson's Spring Game. Veteran backup Paul Tyson has transitioned into a student coaching role for 2024 but has retained one year



VETERANS PHIL  
MAFAH (#7) AND  
CADE KLUBNIK (#2)  
LEAD THE TIGER  
OFFENSE IN 2024.

SCHEDULE

Date	Opponent	Site	Designation(s)	Time	TV	Series
8-31	Georgia	Atlanta, Ga.		Noon	ABC	18-43-4
9-7	App State	Clemson, S.C.	Football Reunion Day & First Responders Day	8 p.m.	ACCN	5-0
9-21	*NC State	Clemson, S.C.	Family Weekend & Land Grant Day			60-30-1
9-28	*Stanford	Clemson, S.C.	Homecoming			1-0
10-5	*at Florida State	Tallahassee, Fla.				15-21
10-12	*at Wake Forest	Winston-Salem, N.C.				71-17-1
10-19	*Virginia	Clemson, S.C.	Clemson+ Day & Breast Cancer Awareness Game			40-8-1
11-2	*Louisville	Clemson, S.C.	Hall of Fame Day			8-0
11-9	*at Virginia Tech	Blacksburg, Va.				23-12-1
11-16	*at Pittsburgh	Pittsburgh, Pa.				2-3
11-23	The Citadel	Clemson, S.C.	Military Appreciation Day & Senior Day			33-5-1
11-30	South Carolina	Clemson, S.C.	IPTAY Day			73-43-4

\* - ACC game; Note: Home games in bold; all times are EDT.

of eligibility in the event of Clemson needing an emergency option at the position.

RUNNING BACKS

Klubnik was not the only one to enter the spring of 2024 riding the momentum of a strong Gator Bowl finish, as Clemson and Running Backs Coach C.J. Spiller welcomed back senior Phil Mafah following a record-setting performance in Clemson's bowl victory. Mafah's ascension down the stretch in 2023 mirrored Clemson's late charge.

He recorded career highs in rushing attempts (179), rushing yards (965), rushing touchdowns (13), receptions (21) and receiving yards (108) in 13 games with five starts in 2023, and all five of his starts came in Clemson's season-ending five-game winning streak. His hot streak in November and December was bookended by posting 186 yards on a school-record-tying 36 carries in a win against No. 12 Notre Dame and rushing for a Clemson bowl-record four touchdowns against Kentucky.

Mafah's crown as one of Clemson's most punishing runners became contested a few years ago with the addition of Clemson legacy Keith Adams Jr. The powerful back has averaged 5.79 yards per carry in nine game appearances for the Tigers. Clemson redshirted two exciting talents from its 2023 recruiting class last year: Jay Haynes and Jarvis Green. Haynes scored both a rushing touchdown and a receiving touchdown in his Clemson debut and was slated to play a larger role before a series of injuries led him to redshirt; Green spent the majority of the year developing in the wake of a prolific prep career that included 6,000 all-purpose yards and three state titles.

The group added midyear enrollee David Eziumume in January. His senior season of high school was truncated by injury, but he led the state of Georgia in rushing through six games with 1,155 yards, including consecutive games of 205, 268 and 326 rushing yards.

WIDE RECEIVERS

Clemson has made a habit of onboarding and acclimating its first-year receivers quickly in recent years, and 2023 proved no exception for Wide Receivers Coach Tyler Grisham. For the second straight year, a true freshman led Clemson in receptions and receiving yards.

In his first semester on campus, local product Tyler Brown became one of Clemson's most trusted and most dangerous weapons in 2023. The ESPN Freshman All-American recorded 52 receptions for 531 yards and four touchdowns over 13 games with nine starts to lead Clemson in both receptions and receiving yards. He finished second in the ACC, fourth in the Power Five and seventh in the nation in receptions among freshmen.

A year earlier, it was another in-state product — Dutch Fork's Antonio Williams — who burst onto the scene with a Freshman All-America season when he caught 56 passes for 604 yards with four touchdowns in 14 games with 10 starts. Williams posted 22 receptions for 224 yards with two touchdowns in 2023 as lin-

gering injuries limited him to four regular-season games and qualified him for a mid-career redshirt.

If Clemson were to continue its recent history of outstanding debut seasons for its freshman receivers, its 2024 recruiting class produced two exceptional candidates in consensus five-star prospects T.J. Moore and Bryant Wesco Jr. Wesco arrived on campus in January and turned heads in spring ball, while Moore arrived over the summer after a dominant performance during All-American Bowl week.

Expectations remain high for several receivers in third or fourth years in the program who have battled injuries in recent years. Troy Stellato chose Clemson over virtually every program in the country in 2021 but was besieged by injuries for his first two seasons before breaking out with a 38-catch, 321-yard campaign in 2023. Adam Randall was earning the nickname "Baby Julio" for his performance in No. 8 in his first spring at Clemson in 2022, but a torn ACL that spring limited him in his freshman campaign. He caught 22 receptions for 250 yards in 13 games with five starts in 2023. Clemson expected a formidable starting role for Cole Turner in 2023 after his 101-yard performance in the 2022 ACC Championship Game, but a season-ending adductor injury prematurely ended his 2023 season in mid-September.

This offseason provided a key developmental window for three of Clemson's second-year receivers. Ronan Hanafin was initially destined for a redshirt until late September when coaches determined he was too valuable of a special teams contributor to hold. Injuries warranted a redshirt for hybrid receiver/defensive back Misun "Tink" Kelley. Noble Johnson appeared in four games in 2023 while redshirting.

TIGHT ENDS

The productivity of the tight ends surged in Kyle Richardson's first two seasons as Clemson's tight ends coach, as the unit accounted for 131 receptions, 1,409 yards and 17 touchdowns in 2022 and 2023.

Richardson will benefit from the return of senior Jake Briningstool, who put together a record-setting junior campaign in 2023 and enters 2024 in reach of virtually every Clemson career receiving record for a tight end. Briningstool's career year in 2023 included single-game school records for receptions and receiving yards by a tight end in addition to matching the single-season school record for receptions at that position. He enters the 2024 season 35 receptions, 748 yards and eight touchdowns shy of Jordan Leggett's Clemson tight end records in each category.

A season-ending knee injury to since-departed tight end Sage Ennis last November gave Clemson an extended look at two young tight ends during its five-game winning streak. Clemson legacy Josh Sapp enters his redshirt sophomore season after emerging down the stretch, including a touchdown reception against Georgia Tech and a two-point conversion in the Gator Bowl against Kentucky. The coaches love the pass-catching ability of Olsen Patt-Henry, a glimpse of which was evident on a 25-yard catch-and-run in the Gator Bowl.



# 2024 OUTLOOK

Markus Dixon returns for his second season at Clemson following a redshirt year in 2023, and the group was joined in the summer by athletic freshman Christian Bentancur, who was the first athlete in Illinois high school history to score 2,000 points in basketball and catch 200 passes in football.

## OFFENSIVE LINEMEN

Clemson added more than 20 years of coaching experience for this group in December upon the hiring of Matt Luke as the program's offensive line coach. In addition to being a former Power Five head coach, Luke most recently served as the assistant head coach/offensive line coach at Georgia from 2020-21, helping the Bulldogs to a 22-3 record in that span and helping guide Georgia in 2021 to its first national championship in 41 years. The new offensive line leader has the benefit of returning seven different offensive linemen with at least three career starts for Clemson.

The right side of Clemson's offensive line is expected to be anchored by 2023 All-ACC selection Blake Miller, who has started all 27 of Clemson's games since he arrived on campus prior to the 2022 season. He and fifth-year senior Walker Parks rank No. 2 and No. 1, respectively, in career snaps from scrimmage among Clemson's current roster. A season ago, Parks was entering his third year as one of Clemson's starters along the offensive line before suffering a season-ending ankle injury in the second game of the season. Senior Marcus Tate is yet another multi-year starter returning off of a season-ending injury, as the three-year starter on the offensive line has played 32 career games with 27 starts despite having each of last two seasons curtailed by November injuries.

One of the silver linings of Clemson shuffling through six different starting offensive line combinations in 13 games last season was the late-season emergence of Harris Sewell, whose insertion into the starting lineup late in the year jumpstarted Clemson's rushing success down the stretch and resulted in Sewell posting a 5-0 record in his five starts as a true freshman. Tristan Leigh and Collin Sadler both made leaps in 2023, as Leigh began to grow into his five-star recruiting bona fides by starting 11 games in his third year in the program, and Sadler followed a redshirt season in 2022 by making five starts across the tackle and guard positions last

season. Veteran Trent Howard returns for one more season after a 2023 campaign in which he started three games, including making his first career start in Clemson's season-turning upset of Notre Dame.

The vacated center position was under the microscope in spring ball. In addition to Sewell and Howard being candidates at that spot, opportunity knocks for Ryan Linthicum, a true center now entering his fourth year in the program. It will also be the fourth season for Dietrick Pennington, a physically imposing prospect whom coaches have credited as having all the tools he needs to be successful.

Clemson has a deep freshman group including redshirt freshman Ian Reed and true freshmen Ronan O'Connell, Elijah Thurmon, Mason Wade and Watson Young. All of Clemson's additions on the line were mid-year enrollees, giving Luke his full 2024 arsenal to gel over the offseason.

## DEFENSE

From the 2021 Cheez-It Bowl through the 2023 season, Wes Goodwin has called Clemson's defense for 28 games, and in those contests, Clemson has held its opponent under its season average in yards per game 24 times and under its season average in points per game 24 times. Goodwin's units have held opponents 80.6 yards and 8.4 points below their season averages in that span.

## DEFENSIVE TACKLES

The departures of Tyler Davis and Ruke Orhorhoro for the NFL account for the loss of 109 combined games, 82 combined starts and five combined All-ACC selections from Clemson's defensive tackle group, but the unit is once again being viewed as one of Clemson's deeper units for the 2024 season. In addition to a sterling track record in recruiting, Associate Head Coach and Defensive Tackles Coach Nick Eason is a perfect 4-for-4 in placing his starting defensive tackles on annual All-ACC squads in his two seasons on Clemson's staff.

Despite playing behind two all-conference standouts, now-sophomore Peter Woods made an immediate impact in his true freshman season in 2023. In 307 snaps, the former five-star recruit earned Freshman All-America recognition from a multitude of outlets. He finished as PFF's highest-graded freshman among interior defensive linemen and ranked among the top 10 in the Power Five among defensive tackles of all classifications. He cross-trained at defensive end in the spring.

With two of its long-time leaders now departed, the veteran voices in the room belong to fifth-year senior DeMonte Capehart, fifth-year Tré Williams and fourth-year senior Payton Page. Williams took a mid-career redshirt in 2023 while rehabbing but has appeared in 30 career games since 2020. Page played a career-high 238 defensive snaps over 13 games in a rotational role in 2023. Capehart became one of Clemson's most physical and most disruptive interior linemen for Clemson's Top 10 defense down the stretch.

The group also features four scholarship players in their first or second years, all of whom have drawn praise from the coaching staff for their potential. Stephiylan Green saw action in two games while redshirting last year, and fellow 2023 signee Vic Burley was slated to avoid a redshirt until knee injuries suffered in camp and in September postponed his Clemson debut to 2024. Clemson added two tackles in its 2024 recruiting class as well: Champ Thompson and Hevin Brown-Shuler. Thompson arrived during bowl practice as a mid-year enrollee, and Brown-Shuler matriculated in the summer.

## FUTURE NON-CONFERENCE OPPONENTS

Year	Home	Away
2025	Furman, LSU, Troy	South Carolina
2026	Charleston Southern, Georgia Southern, South Carolina	LSU
2027	Notre Dame, Wofford	South Carolina
2028	The Citadel, Troy, South Carolina	Notre Dame
2029	East Carolina, Georgia	South Carolina
2030	South Carolina	Georgia
2031	Notre Dame	South Carolina
2032	South Carolina	Georgia
2033	Georgia	South Carolina
2034	South Carolina	Notre Dame
2035	Oklahoma	South Carolina
2036	South Carolina	Oklahoma
2037	Notre Dame	South Carolina

## DEFENSIVE ENDS

In December, Chris Rumph returned to Clemson as its defensive ends coach, bringing more than 25 years of coaching experience, including the last four years at the NFL level and 17 years of Division I experience from 2003-19 with some of the biggest name brands in college football. Rumph coached Clemson's defensive ends from 2006-10 and oversaw the development of All-Americans Gaines Adams and Da'Quan Bowers.

Rumph inherits sophomore T.J. Parker, who was one of three Freshman All-Americans on Clemson's 2023 defense. Parker recorded 41 tackles (12.5 for loss), 5.5 sacks, two pass breakups and a fumble recovery in 13 games with three starts, and his 12.5 tackles for loss broke Myles Murphy's school record for a true freshman. His 12.5 tackles for loss also tied Miami's Rueben Bain Jr. for the most in the nation by a freshman in 2023.

Parker played 457 defensive snaps in 2023. The rest of Clemson's returning defensive ends corps enters 2024 with 397 combined career defensive snaps. The group that will have ample opportunity for expanded impact following the departures of sixth-year seniors Xavier Thomas and Justin Mascoll.

By snap count, the most-veteran member of the group is redshirt sophomore Cade Denhoff. Denhoff recorded 15 tackles in 170 snaps in 2023, including a season-high three tackles in 10 snaps in the Gator Bowl. Redshirt junior Zaire Patterson (Winston-Salem, N.C.) is the group's longest-tenured member.

Clemson has high hopes for the young duo of sophomore A.J. Hoffer and redshirt sophomore Jahiem Lawson. Hoffer played seven games in his debut season at Clemson in 2023. Lawson, the younger brother of former Clemson All-American Shaq Lawson, is entering his third season at Clemson after serving primarily in a spot pass-rushing role in four games a year ago.

The defensive ends group is also home to a couple of intriguing wild cards. Dabo Swinney has often praised the development of redshirt junior Armon Mason, a former walk-on who was poised for a significant role in 2023 until he suffered a season-ending injury amid an impressive fall camp. Additionally, Clemson cross-trained redshirt sophomore Caden Story (Lanett, Ala.), who spent his first two seasons at Clemson at defensive tackle.

Clemson welcomed 6-foot-7 end Darien Mayo from its 2024 recruiting class over the summer.

## LINEBACKERS

In his first two full seasons as Defensive Coordinator and Linebackers Coach, Wes Goodwin guided Jeremiah Trotter Jr. to All-America selections in both 2022 and 2023, making Trotter the first Clemson linebacker to earn multiple All-America honors since Keith Adams in 1999 and 2000.

Despite Trotter departing for the next level, Clemson's defense received a huge jolt in early January when All-ACC linebacker Barrett Carter announced his intention to return for his senior year. The versa-



T.J. PARKER (#12), PETER WOODS (#11) AND WADE WOODAZ (#17) ARE THREE OF MANY REASONS TIGER FANS ARE EXCITED ABOUT THE 2024 DEFENSE.



# 2024 OUTLOOK

**SAFETY R.J. MICKENS RETURNS WITH 1,424 SNAPS OF EXPERIENCE ON DEFENSE, 144 TACKLES AND FIVE INTERCEPTIONS IN HIS CAREER.**



tile linebacker finished 2023 on a high note, earning selection to the AP All-Bowl Team for his three pass breakups, an interception and a fumble recovery that jumpstarted Clemson's comeback. He recorded a take-away on consecutive Kentucky plays from scrimmage amid Clemson's four fourth-quarter takeaways in that contest. Carter is the only active player in the nation with 19 or more tackles for loss, 10+ passes defended, multiple forced fumbles and multiple interceptions over the last two seasons.

Junior Wade Woodaz appeared in all 13 games for Clemson with five starts in 2023, collecting 31 tackles (6.0 for loss), 4.0 sacks, two interceptions (returned a combined 94 yards with one touchdown) and a fumble recovery in his second season with the program. Fellow Tampa native Kobe McCloud made two starts last year in his redshirt freshman campaign, filling in for Carter in a November win against Georgia Tech and for Trotter in the Gator Bowl win against Kentucky.

Clemson returns two second-year linebackers: Jamal Anderson and Dee Crayton. Anderson, the son of the former Atlanta Falcons running back of the same name, was one of six Clemson freshmen to play in all 13 games a season ago. Crayton saw action in five games — four regular season contests and the Gator Bowl — while redshirting. They were joined on campus this spring by five-star midyear enrollee Sammy Brown, a consensus top-30 recruit nationally who earned the 2023 Butkus Award as the nation's top high school linebacker.

The balance of Clemson's scholarship depth arrived over the summer. The additions include C.J. Kubah-Taylor, a high school teammate of fellow 2024 signee Darien Mayo at Maryland's Good Counsel High School, as well as Drew Woodaz, who will play alongside his brother Wade once again.

## CORNERBACKS

Assistant Head Coach and Cornerbacks Coach Mike Reed produced his 10th different All-ACC cornerback in 11 seasons at Clemson in 2023, helping morph Nate Wiggins from a rangy and speedy prospect into a first-round NFL draft pick in the 2024 NFL Draft.

All of the sudden, the "old veteran" in the room is junior Jeadyn Lukus, who appeared in 18 games with four

starts over his first two seasons while battling various injuries. Lukus' injuries late in the 2023 created opportunity for Shelton Lewis and Avieon Terrell, and the dynamic duo delivered in their true freshman seasons. Lewis notched seven pass breakups and two interceptions, including a 46-yard pick-six, in 13 games with two starts a year ago. Terrell continued in the family lineage established by his brother A.J. by adding six pass breakups and an interception of his own in 13 games with five starts. According to PFF, the duo was targeted in coverage a combined 53 times in 2023, surrendering only 20 receptions and no touchdowns.

Redshirt sophomore Myles Oliver hopes a clean bill of health will allow him to showcase his abilities after knee and shoulder injuries cost him all but two game appearances in his first two seasons on campus. Branden Strozier returns in 2024 as well after playing two early games during his redshirt campaign last year.

Clemson added three scholarship signees at the cornerback position in its 2024 recruiting class. While Ashton Hampton, the son of University of Arkansas at Pine Bluff Head Coach Alonzo Hampton, arrived in the summer, the other two members of the trio, Tavoy Feagin and Corian Gipson, enrolled midyear. Feagin got a head start by participating in bowl practices in a limited capacity in Jacksonville, and Gipson carries the pedigree of being a national top-100 recruit and another product of Clemson's recent recruiting success in Texas.

## SAFETIES

Assistant Coach Mickey Conn has produced multiple All-Americans and multiple freshman All-Americans over the last five years, deftly handling rotations and development in helping Clemson rank third in the nation in both scoring defense and total defense in that span.

Clemson's 2024 safety corps lost only one letterman from 2023 in Jalyn Phillips, a 60-game veteran who missed most of November last season with an injury. The veteran voice in the room belongs to super senior R.J. Mickens, an NFL legacy who recorded 144 tackles (7.5 for loss), five interceptions, eight pass breakups and a fumble recovery in 47 career games with

17 starts in his first four seasons. Behind Mickens, the unit's next most-tenured member is Tyler Venables, the son of former Clemson coordinator and current Oklahoma coach Brent Venables. The younger Venables is a 36-game veteran who served as a valuable de-facto student coach for much of 2023 while rehabbing from injury.

Freshman All-American Khalil Barnes returns in 2024 following one of the most impressive debut seasons by a Clemson defensive back in school history a year ago. The versatile defensive back was credited with 41 tackles (5.0 for loss), six pass breakups, a team-high three interceptions, three forced fumbles, a sack and a fumble recovery (which he returned 42 yards for a touchdown) in 499 snaps over 13 games (seven starts), becoming one of three players in the country (and the only freshman) with at least three interceptions, three or more forced fumbles and one sack in 2023.

Barnes' production stands out amid a deep group of talented youth at the position. Kylon Griffin recorded picks in back-to-back games as a redshirt freshman last season. Rob Billings and Kylen Webb both redshirted while making a combined eight appearances in 2023.

Sherrod Covil Jr. was beginning to take hold of an expanded defensive role in 2023 until a torn ACL ended his season in late October. He and the other safeties welcomed three midyear enrollees in January: Noah Dixon, Ricardo Jones and Joe Wilkinson.

## SPECIAL TEAMS

Clemson enjoyed one of the most productive punting seasons in Clemson history in 2023 and received good news when Aidan Swanson elected to use his extra year of eligibility from the 2020 COVID-impacted season to return for 2024.

Swanson's career year in 2023 matched him with long-time NFL punter Bradley Pinion's school record for punts downed inside the 20 (28) and represented the fifth-longest single-season punting average in school history (43.67 yards). Swanson averaged 40.0 yards or better on punts in 17 consecutive games across the 2022-23 seasons, breaking Dale Hatcher's school record mark of 12 from 1983-84. Swanson's return could afford redshirt sophomore Jack Smith another year of development as Clemson's second scholarship punter on the roster.

After a season in which Clemson infamously pulled Jonathan Weitz out of retirement to solidify its placekicker position, eyes have been on two scholarship players in that position battle this offseason following Weitz's return to the financial world. Redshirt sophomore Robert Gunn III started the 2023 season as Clemson's kicker and has proven to be one of the nation's foremost kickoff specialists. He continues to battle midyear enrollee Nolan Hauser for placekicking duties. Hauser, the son of two former Clemson student-athletes, holds the national high school record for career field goals and immediately impressed teammates and coaches with his performance in the team's Gator Bowl practices.

Whoever wins the placekicking job will have the benefit of stability in the battery. Redshirt sophomore Clay Swinney is the incumbent at holder on placekicks. He and his brothers Will and Drew have held every Clemson placekick since the start of the 2017 season, a streak that includes 598 total placekicks (159 field goal attempts and 439 PATs).

Long snappers Holden Caspersen and Philip Florenzo both return after the duo has snapped in all of Clemson's 27 games over the last two years. Caspersen, noted for his rotational consistency as it pertains to where the laces land in holders' hands, served as Clemson's snapper on placekicks in 2023. Florenzo, an athlete whom Dabo Swinney called "a weapon" in coverage, served as Clemson's snapper on punts and helped turn Clemson's win against Notre Dame by recovering a muffed punt.



# HEAD COACH DABO SWINNEY



## DABO SWINNEY

- HEAD COACH
- 16<sup>TH</sup> FULL SEASON AS HEAD COACH
- 22<sup>ND</sup> SEASON ON CLEMSON STAFF
- ALABAMA '93

An illustrious coaching heritage is embedded in the foundation of Clemson football. At the dawn of the 20th century, the Tigers were led by future College Football Hall of Famer John Heisman. Hall of Famers Jess Neely, Frank Howard and Danny Ford followed in Heisman's winning tradition.

Now entering his 17th season (and 16th full season) as Clemson's head coach, Dabo Swinney has already carved his name into that foundation, elevating himself amid a pantheon of Tiger greats as both the program's all-time winningest coach and the first in history to lead Clemson to multiple national championships.

Swinney enters the 2024 season as the nation's active leader in winning percentage among head coaches with at least 10 years of experience. His 170 wins are the most of any active coach whose entire head coaching tenure has come at one school, and he has produced 83 NFL Draft picks and 18 first-round picks, both the most of any active coach since his hire.

Swinney's stratospheric start to his head coaching career placed his record not only among Clemson legends but also among the names of the winningest leaders in the 150-plus years of major college football.

Swinney coached the 200th game of his career in the 2022 Orange Bowl, and his 161-39 record through 200 career games positioned him alongside College Football Hall of Famers Bob Stoops and Robert Neyland for the fifth-most wins through 200 games in FBS history. His 161 career wins at the time also passed Stoops for the second-most through the first 15 seasons of a career in FBS annals despite Swinney being limited to only seven games in his first season while serving in an interim capacity.

Swinney surpassed the legendary Howard as Clemson's all-time winningest coach on Nov. 4, 2023, in a 31-23 defeat of No. 12 Notre Dame at Death Valley. The win was the 166th of his career in only his 209th career game. The win sparked Clemson's five-game season-ending winning streak as the Tigers jumped from 4-4 to 9-4 and finished ranked in the AP Top 25 for a 13th consecutive season, tied for the ninth-longest streak in poll history.

Swinney's 2022 squad had an 11-3 record and returned the Tigers to the ACC throne, earning a 39-10 victory in the ACC Championship Game against North Carolina to give the Tigers their seventh ACC title in eight years. Clemson became the first program in an active Power Five conference to win seven outright championships in an eight-year span since Alabama won eight out of nine SEC titles outright from 1971-79. Clemson's 2022 squad extended its streak of consecutive 10-win seasons to 12, the third-longest streak in FBS history.

In 2021, Swinney's final win of the season in the Cheez-It Bowl was his 150th career win in his 186th game as head coach. In terms of games played, Swinney became the sixth-fastest coach in FBS history — and the fourth-fastest in the modern era — to earn 150 career wins, trailing Urban Meyer (176), Gil Dobie (180), Barry Switzer (180), Fielding Yost (184) and Joe Paterno (184). At the conclusion of that season, only 16 coaches in FBS history including Swinney had accomplished the feat within 200 games, and 14 of the 16 were College Football Hall of Fame inductees, with the lone exceptions being Swinney and Meyer, both of whom are not yet eligible.

## THE SWINNEY FILE

### PLAYING EXPERIENCE

Lettered three years at Alabama (1990-92); also a member of the 1989 team ... member of the 1992 National Championship team ... Academic All-SEC and SEC Scholar-Athlete Honor Roll member in 1990,92.

### BOWL PARTICIPATION AS A PLAYER

1990 Sugar Bowl ... 1991 Blockbuster Bowl ... 1991 Fiesta Bowl ... 1993 Sugar Bowl.

### EDUCATION

Bachelor's degree in commerce & business administration from Alabama in 1993 ... master's degree in business administration from Alabama in 1995.

### COACHING EXPERIENCE

Graduate assistant coach at Alabama (1993-95) ... wide receivers/tight ends at Alabama (1996) ... tight ends at Alabama (1997) ... wide receivers at Alabama (1998-00) ... wide receivers at Clemson (2003-06) ... assistant head coach/wide receivers at Clemson (2007 - Oct. 13, 2008) ... interim head coach/offensive coordinator at Clemson (Oct. 13 - Dec. 1, 2008) ... head coach at Clemson (2009-24).

### BOWL SEASONS AS AN ASSISTANT COACH

1994 Gator Bowl ... 1995 Citrus Bowl ... 1997 Outback Bowl ... 1998 Music City Bowl ... 2000 Orange Bowl ... 2004 Peach Bowl ... 2005 Champs Sports Bowl ... 2006 Music City Bowl ... 2007 Chick-fil-A Bowl.

### BOWL SEASONS AS A HEAD COACH

2009 Gator Bowl ... 2009 Music City Bowl ... 2010 Meineke Car Care Bowl ... 2012 Orange Bowl ... 2012 Chick-fil-A Bowl ... 2014 Orange Bowl ... 2014 Russell Athletic Bowl ... 2015 Orange Bowl ... 2015 CFP National Championship Game ... 2016 Fiesta Bowl ... 2016 CFP National Championship Game ... 2018 Sugar Bowl ... 2018 Cotton Bowl ... 2018 CFP National Championship Game ... 2019 Fiesta Bowl ... 2019 CFP National Championship Game ... 2020 Sugar Bowl ... 2021 Cheez-It Bowl ... 2022 Orange Bowl ... 2023 Gator Bowl.

### HEAD COACHING RECORD

170-43 (.798) in 16 seasons (15 full seasons) at Clemson ... 103-23 (.817) in ACC regular-season games at Clemson ... 8-1 (.889) in ACC Championship Games at Clemson ... 12-8 (.600) in bowl games at Clemson.

### PERSONAL DATA

Born Nov. 20, 1969, in Birmingham, Ala. ... married to the former Kathleen Bassett ... the couple has three sons (Will, Drew, Clay) ... Will (BS '21, MBA '22) and Drew (BS '22, MBA '23) are both multiple-time Clemson graduates.



THE SWINNEY FAMILY - DABO AND WIFE, KATHLEEN, WITH (FROM LEFT TO RIGHT) DREW, MARY CROSBY, CLAY AND WILL.

Though other seasons resulted in more hardware, analysts and observers opined that 2021 might have been his best coaching job, as the Tiger mentor guided his team through adversity and attrition to overcome a 2-2 start to finish 10-3. Clemson entered that October as one of 28 Power Five teams with two or more losses, yet concluded the season as one of only two of those 28 programs to finish the season having reached 10 wins.

In 2021, Swinney's team played seven one-possession games, one shy of the school record, and went 5-2 in those contests. The squad's success came in spite of tremendous turnover and attrition, as 48 different players earned at least one start, eight more than in the pandemic-impacted 2020 season. Only 23 Tigers played in all 13 games, and only four offensive or defensive players started all 13. Between injuries and transfers, he held aloft the 2021 Cheez-It Bowl trophy following a game Clemson finished without the services of 30 scholarship players from its initial fall roster.

A year earlier, Swinney's squad accomplished its "double-double mission" in 2020, going 10-2 in a condensed season to give Clemson 10 consecutive 10-win seasons. Clemson became only the third program in FBS history to accomplish the feat and became the first school to win 10 games in 10 straight seasons as a member of the ACC, as only the final nine of Florida State's record 14-straight 10-win seasons came during the Seminoles' tenure in the ACC.



# HEAD COACH DABO SWINNEY

The pandemic-affected 2020 campaign was a historic one for the Tigers both as a team and individually, as quarterback Trevor Lawrence ascended to become the winningest quarterback in school history (34-2) and running back Travis Etienne added the ACC's all-time rushing crown (4,952 yards) to his arsenal of school and conference records. Etienne's versatility as a rusher and receiver earned him consensus All-American honors as an all-purpose selection, while Lawrence became the second Heisman Trophy finalist in program history, tying Deshaun Watson (second in 2016) for the highest finish in Heisman Trophy voting in school history.

The prolific backfield duo under Swinney's tutelage helped guide Clemson to its sixth consecutive outright conference title with a 34-10 win against Notre Dame in the ACC Championship Game. That day, Clemson and Oklahoma's six-year streaks of outright conference titles made the two programs the first among current Power Five programs to win at least six straight outright titles since Oklahoma (12 from 1948-59) as part of the now-dissolved Big 8 Conference.

The conference title helped Clemson secure its sixth College Football Playoff berth, becoming the first program ever to reach the postseason tournament in six consecutive seasons. Clemson is 6-4 all-time in College Football Playoff games, the second-most wins of any program since the format's inception.

Clemson finished 2020 as the nation's No. 3-ranked squad, the Tigers' sixth consecutive top-four finish in the AP poll. In doing so, Swinney joined Bobby Bowden (13), Pete Carroll (7) and Bud Wilkinson (6) as the only coaches since the AP Poll's inception in 1936 to record six consecutive top-four finishes. In that stretch, Clemson appeared in the top five of 57 consecutive AP Polls, the second-longest streak in poll history.

Clemson entered the third decade of the 21st century in 2020 after Swinney helped author one of the most prolific 10-year periods in the history of the sport. Clemson posted a 117-22 record under Swinney's leadership in the 2010s, and the program's 117 wins trailed only Penn (124 in the 1890s) and Alabama (124 in the 2010s) to tie for the third-most in a decade

in major college football since 1890. Clemson's 117 wins in the 2010s represented the first 100-win decade in Clemson history.

Before a pandemic-shortened season in 2020, Clemson won at least 12 games in five straight seasons from 2015-19, tied for the longest such streak in the modern era and only two seasons shy of Penn's record seven-season streak from 1892-98. Clemson won 69 games in that five-year span, the most in a five-year stretch in the AP Poll era.

In 2019, the Tigers earned their fifth-consecutive CFP berth following their fifth-consecutive ACC title, becoming the first team in college football history to win five straight conference championship games since conference title games were created in 1992.

Clemson posted a 14-1 record that year, earning its fourth appearance in the College Football Playoff National Championship Game in five years. Prior to the season finale, Clemson extended its school-record winning streak to 29 games, tied with Florida State (2012-14) for the longest streak in ACC history and for the 12th-longest in FBS history.

Clemson dominated the vast majority of its 2019 opponents, including an eight-game streak of wins by 30 or more points to break the longest streak in the AP Poll era, surpassing the previous mark of seven games set by 2011 Houston and 1976 Michigan.

Clemson also produced the 2018 William V. Campbell Trophy winner (known colloquially as the "Academic Heisman") in Christian Wilkins and won the program's first AFCA Academic Achievement Award. Clemson repeated as AFCA Academic Achievement Award recipients in 2019, becoming the only school in the country to repeat and doing so while appearing in the national championship game in both seasons.

Swinney and Clemson's 2018 season was one for which statistics and superlatives accumulated in historic fashion. The Tigers became the first major college football team in the modern era (and the first since Penn in 1897) to finish a season with a 15-0 record.

The list of "firsts" was long and distinguished. Clemson became the first program to win four consecutive

## SWINNEY'S COACHING RECORD

Year	School	Position(s)	W-L	Bowl(s)
1993	Alabama	GA	9-3-1	Gator
1994	Alabama	GA	12-1	Citrus
1995	Alabama	GA	8-3	
1996	Alabama	WR, TE	10-3	Outback
1997	Alabama	TE	4-7	
1998	Alabama	WR	7-5	Music City
1999	* Alabama	WR	10-3	Orange
2000	Alabama	WR	3-8	
2003	Clemson	WR	9-4	Peach
2004	Clemson	WR	6-5	
2005	Clemson	WR	8-4	Champs Sports
2006	Clemson	WR	8-5	Music City
2007	Clemson	AHC, WR	9-4	Chick-fil-A
2008	Clemson	AHC, WR	3-3	
	Clemson	IHC	4-2	
	Clemson	HC	0-1	Gator
2009	Clemson	HC	9-5	Music City
2010	Clemson	HC	6-7	Meineke Car Care
2011	* Clemson	HC	10-4	Orange
2012	Clemson	HC	11-2	Chick-fil-A
2013	Clemson	HC	11-2	Orange
2014	Clemson	HC	10-3	Russell Athletic
2015	* Clemson	HC	14-1	Orange, CFPNGC
2016	** Clemson	HC	14-1	Fiesta, CFPNGC
2017	* Clemson	HC	12-2	Sugar
2018	** Clemson	HC	15-0	Cotton, CFPNGC
2019	* Clemson	HC	14-1	Fiesta, CFPNGC
2020	* Clemson	HC	10-2	Sugar
2021	Clemson	HC	10-3	Cheez-It
2022	* Clemson	HC	11-3	Orange
2023	Clemson	HC	9-4	Gator

\* - conference champion; ^ - national champion

Years as a full-time college coach (including GA years): .....29  
 Winning seasons: .....26  
 Bowl seasons: .....25  
 Record as a full-time assistant coach: ..... 106-58-1 (.645)  
 Record as a head coach: .....170-43 (.798)  
 Record at Clemson (assistant & head coach):...213-68 (.758)

Atlantic Division titles, and with a 42-10 win against Pittsburgh in the ACC Championship Game, it became the first program to win four straight ACC titles outright.

Clemson's 15 wins included a school-record 12 against teams who finished with winning records. Clemson won by an average margin of 31.1 points per game, the best in the nation and the second-largest in school history, trailing only a 35.3-point average margin in 1900. Among the seasons it passed was a 30.4-point average margin in 1901, a season in which Clemson won one of its five games by a score of 122-0.

Clemson set school records in points (664) and total offense (7,718, also an ACC record). The defense held opponents to 13.1 points per game, leading the country in scoring defense for the first time in school history.

A critical point in the season came four games into the campaign. Following a 49-21 win at Georgia Tech in which true freshman quarterback Trevor Lawrence threw for four touchdowns in reserve, Swinney and the coaching staff elected to name Lawrence the starter, supplanting senior Kelly Bryant, who had led the Tigers to a 16-2 career record as a starter.

With Lawrence leading Swinney's Tigers, Clemson took flight. After a dramatic come-from-behind 27-23 win against Syracuse in which Lawrence exited the game with an injury, Clemson rattled off 10 consecutive wins of 20 points or more to conclude the season, including blowout wins of No. 3 Notre Dame in the Cotton Bowl and No. 1 Alabama in the College Football Playoff National Championship.

Seven players earned first or second-team All-America honors, including a school-record three players who collected consensus honors. The 2018 Tigers produced a team-record 18 All-ACC selections and became the first team to produce the ACC Player of the Year, ACC Offensive Player of the Year, ACC Defensive Player of the Year, ACC Offensive Rookie of the Year and ACC Coach of the Year in a season since Florida State in 1997.





# HEAD COACH DABO SWINNEY



Accolades also accumulated for Swinney, who earned his second career ACC Coach-of-the-Year honor and brought home the Woody Hayes Award as national coach of the year. Less than a week after winning the national title, he also won the Paul "Bear" Bryant Award, becoming the first three-time winner of the award. Including the 2018 Bryant and Hayes Awards, he has won national coach-of-the-year honors from at least one organization in five of the last 10 years.

The 2018 season was preceded by a 2017 campaign in which Clemson was on a mission to prove that it was built to last. Swinney guided the team to a 12-2 record, an ACC title and a College Football Playoff berth

despite having only six scholarship seniors and losing players who accounted for 77 percent of the offense during the 2016 national championship season.

While Clemson was ranked No. 5 in the preseason AP Poll, few expected the Tigers to be ranked No. 1 in both polls and the College Football Playoff ranking entering the bowl season. In fact, Clemson was not even the preseason choice to win the ACC Atlantic Division.

Despite a setback in the Sugar Bowl to eventual national champion Alabama, Clemson finished ranked No. 4 in both polls. Swinney was inducted into the Alabama Sports Hall of Fame following the season.

The Tiger-record six wins over top-25 teams in 2017, also a national best, included a school-record four on opponents' home fields and five away from home. The defense, including three defensive linemen, featured four All-Americans, helping Clemson finish in the top four in the nation in scoring defense (No. 2) and total defense (No. 4). Clemson led the ACC in the four major defensive categories (scoring, total, rushing, passing), a first in conference history.

The 2016 Tigers lived up to their hype after compiling a 14-1 record and earning a spot in the College Football Playoff for the second-straight year. Along the way, Clemson knocked off five top-25 foes.

Clemson defeated the top two teams in the national polls in consecutive games in the College Football Playoff at the end of the season. The Tigers blanked Ohio State, 31-0, in the Fiesta Bowl, the first shutout suffered by head coach Urban Meyer in his career and the first for Ohio State since 1993.

The Tigers then earned a rematch with No. 1 Alabama, and for the first time in school history, took down the top-ranked team in a second epic battle with the storied Crimson Tide program. Quarterback Deshaun Watson's touchdown pass to Hunter Renfrow with one second left on the clock gave Clemson a dramatic 35-31 national championship victory in Tampa, Fla. Swinney received the Bear Bryant Award as national coach-of-the-year for the second consecutive season.

Swinney coached Watson to two record-setting seasons (2015,16). The two-time Heisman Trophy finalist became the first FBS player to total 4,000 passing yards and 1,000 rushing yards in a season in 2015, and he followed by setting an ACC record with 41 passing touchdowns in 2016. Watson won the Davey O'Brien Award and Manning Award in back-to-back years.

Swinney guided Clemson to the No. 1 national ranking in every College Football Playoff poll in 2015 and led the Tigers to their first national championship game appearance under the new format after his team defeated Oklahoma, 37-17, in the 2015 Orange Bowl. The Tigers led Alabama in the fourth quarter of the championship contest, but came up just short (45-40) in an epic game in Glendale, Ariz.

Following the team's 14-1 record and No. 2 final ranking, he was the recipient of 10 national and two ACC Coach-of-the-Year honors.

In 2015, a then-Tiger-record 17 players were named to one of three All-ACC teams, including all five starting offensive linemen for the first time in school history. In 2016, 15 players were honored, including a school-record three first-team All-ACC offensive line selections.

The 2012, 2013 and 2014 seasons were also noteworthy, with three top-15 final rankings.

With a 40-6 Russell Athletic Bowl win over Oklahoma in 2014, Swinney became the first coach to win three bowl games in consecutive seasons over teams whose head coaches had previously won the national title. He upped that mark to five years in a row in 2016.

Clemson capped off the 2013 season with a thrilling 40-35 victory over No. 6 Ohio State in the Orange Bowl. Clemson had an 11-2 record after finishing 7-1 in ACC regular-season games. It marked Clemson's first back-to-back 11-win seasons in school history. For the fourth time in his first five full seasons as head coach, Swinney was a finalist for the Liberty Mutual National Coach of the Year in 2013.

The 2012 season (11-2) gave Clemson back-to-back 10-win seasons for the first time in 22 years. Its seven conference wins in the regular season were then a school record, and Clemson was co-champion of the ACC Atlantic Division.

With Clemson's thrilling 25-24 win over No. 7 LSU in the 2012 Chick-fil-A Bowl, the Tigers finished the season ranked No. 9 in the USA Today poll. It was Clemson's first top-10 finish in one of the two major polls since 1990. Clemson also reached the 11-win mark for the first time since its 1981 national championship season.

Swinney's 2011 squad, which ended the season ranked No. 22 in the nation, captured Clemson's first ACC title since 1991 when it beat No. 3 Virginia Tech, 38-10, in the ACC Championship Game in Charlotte,

## MISCELLANEOUS RECORDS UNDER SWINNEY

Clemson's Record When...	2008	2009	2010	2011	2012	2013	2014	2015	2016	2017	2018	2019	2020	2021	2022	2023	Totals
Playing all games	4-3	9-5	6-7	10-4	11-2	11-2	10-3	14-1	14-1	12-2	15-0	14-1	10-2	10-3	11-3	9-4	170-43
Scoring first	4-2	6-4	5-5	7-3	8-2	10-0	7-2	9-0	9-0	10-0	11-0	11-1	8-1	8-2	9-1	5-1	127-24
Leading at end of first quarter	4-0	5-2	5-3	5-2	6-2	8-0	6-0	9-1	10-0	8-0	11-0	11-0	9-0	7-1	7-1	4-1	115-13
Tied at end of first quarter	0-2	3-0	0-1	2-0	1-0	2-1	2-0	2-0	3-1	2-0	3-0	1-1	0-1	1-2	4-0	1-0	27-9
Trailing at end of first quarter	0-1	1-3	1-3	3-2	4-0	1-1	2-3	3-0	1-0	2-2	1-0	2-0	1-1	2-0	0-2	4-3	27-22
Leading at halftime	4-1	8-1	5-2	5-0	10-2	8-0	8-1	12-0	13-1	11-0	14-0	12-0	9-0	9-0	10-1	8-2	146-11
Tied at halftime	0-0	0-0	0-0	3-0	0-0	1-0	1-1	0-1	0-0	0-0	0-0	1-0	0-0	1-1	0-0	0-1	7-4
Trailing at halftime	0-2	1-4	1-5	2-4	1-0	2-2	1-1	2-0	1-0	1-2	1-0	1-1	1-2	0-2	1-2	1-1	17-28
Leading at end of third quarter	4-1	7-1	5-1	8-0	9-0	10-0	10-0	13-1	12-1	11-0	14-0	13-0	9-0	9-0	9-1	8-1	151-7
Tied at end of third quarter	0-0	1-0	0-0	0-0	1-0	0-1	0-1	1-0	0-0	1-1	0-0	1-0	1-0	0-0	0-0	0-1	5-5
Trailing at end of third quarter	0-2	1-4	1-6	2-4	1-2	1-1	0-2	0-0	2-0	0-1	1-0	0-1	1-1	1-3	2-2	1-2	14-31
Tied at end of fourth quarter	0-0	1-0	0-1	0-0	0-0	0-0	0-1	0-0	1-0	0-0	0-0	0-0	0-1	0-1	1-0	0-2	3-6
Totalling more total yards	4-0	8-0	3-3	10-0	10-0	10-1	9-1	13-1	13-1	10-0	13-0	13-0	10-0	7-0	8-1	7-3	149-11
Totalling more rushing yards	3-0	8-1	4-1	7-1	6-1	8-1	8-1	11-1	9-0	11-0	12-0	12-0	8-0	8-1	9-2	7-3	132-13
Totalling more passing yards	2-2	6-2	4-5	9-2	8-0	10-1	8-2	11-1	13-1	7-1	11-0	13-0	9-2	5-1	4-2	4-3	125-25
Totalling more first downs	2-0	5-1	3-3	9-0	10-0	9-0	10-0	13-1	13-1	10-0	13-0	12-0	9-0	8-0	7-2	8-4	141-12
Winning time of possession	4-1	3-0	4-3	5-0	6-0	2-0	7-1	11-0	10-1	8-0	4-0	7-0	6-0	5-0	8-1	8-3	99-10
Winning turnover margin	3-1	7-0	4-1	5-0	5-1	9-0	3-1	6-0	6-0	5-1	8-0	11-0	6-0	3-1	4-0	7-0	92-6
Tying turnover margin	0-1	2-2	0-3	3-0	3-0	2-0	5-1	2-0	3-0	4-0	3-0	0-0	1-0	4-1	4-0	0-0	36-8
Losing turnover margin	1-1	0-3	2-3	2-4	3-1	0-2	2-1	6-1	5-1	3-1	4-0	3-1	3-2	3-1	3-3	2-4	42-29
Rushing for 200+ yards	0-0	4-1	3-0	4-0	5-0	2-0	4-0	11-0	6-0	6-0	10-0	10-0	3-0	4-0	3-1	5-1	81-3
Having a 100+ yard rusher	0-0	2-2	3-3	4-1	3-0	4-1	4-0	9-0	5-0	2-0	8-0	9-0	3-0	3-0	5-1	3-1	67-9
Passing for 300+ yards	1-0	1-0	0-0	5-2	9-0	9-0	3-1	6-1	8-1	3-0	5-0	6-0	7-2	1-0	2-1	2-0	68-8
Playing August games	0-0	0-0	0-0	0-0	0-0	1-0	0-1	0-0	0-0	0-0	0-0	1-0	0-0	0-0	0-0	0-0	2-1
Playing September games	0-0	2-2	2-1	4-0	4-1	3-0	2-1	3-0	4-0	5-0	5-0	4-0	2-0	2-2	4-0	3-2	49-9
Playing October games	0-1	3-1	2-3	4-1	3-0	3-1	4-0	5-0	4-0	2-1	3-0	3-0	5-0	3-1	4-0	1-2	49-11
Playing November games	4-1	3-1	2-2	1-2	3-1	3-1	3-1	4-0	3-1	4-0	4-0	4-0	1-1	4-0	2-2	4-0	49-13
Playing December games	0-0	1-1	0-1	1-0	1-0	0-0	1-0	2-0	2-0	1-0	2-0	2-0	2-0	1-0	1-1	1-0	18-3
Playing January games	0-1	0-0	0-0	0-1	0-0	1-0	0-0	0-0	1-0	0-1	1-0	0-1	0-1	0-0	0-0	0-0	3-6



# HEAD COACH DABO SWINNEY

N.C. It gave Clemson its first 10-win season since 1990. For his efforts, Swinney was named Bobby Dodd National Coach of the Year to become the first Tiger head coach to win a national coach-of-the-year award since Ford in 1981.

In 2010, Swinney became just the second Tiger coach to lead Clemson to a bowl game in his first two full years as head coach, joining his predecessor, Tommy Bowden. The 2010 schedule was one of the most challenging in school history, as nine bowl teams were on the regular-season slate and two of the four non-conference opponents were ranked in the top 25.

In Swinney's first full season as head coach at Clemson in 2009, he led the Tigers to their first ACC Atlantic Division championship. The Tigers came just six points short of winning their first ACC title in 18 years. Swinney was named ACC Coach of the Year by Sporting News and was a finalist for the Liberty Mutual Coach of the Year.

In October 2008, Swinney was named Clemson's interim head coach, replacing Bowden, who had been his position coach as a player at Alabama and was Clemson's head coach since 1999. He led the Tigers to a 4-2 record during the rest of the 2008 regular season, including a win over South Carolina in the regular-season finale to earn a Gator Bowl bid against Nebraska.

On Dec. 1, 2008, his interim tag was removed and he was named the program's head coach. At the time, there had been 28 interim head coaches at the FBS level since 1970, and those coaches had combined for a 26-86-2 record. Only one of those 28 interim coaches posted a winning record, and that was Swinney. When he was hired as head coach, he became just the second interim coach to be elevated to the head coach position at the same school during that time period.

Swinney hit the ground running in his first week as interim head coach, as he prepared for a 5-1 Georgia Tech team. He had to reorganize his staff and regroup his team and the fanbase in just five days. While the Tigers lost by four points, he accomplished many goals in that first week through his outstanding leadership. One of the most impressive demonstrations of unity came during the team's "Tiger Walk," which has since become a staple of Clemson's game day routine for both the team and fans.

With an initial hire date of Oct. 13, 2008, Swinney is the senior member of ACC head coaches and enters the 2024 season as the fifth-longest-tenured head coach in the FBS. He is one of three active coaches with an FBS national championship to his credit (Mack Brown and Kirby Smart) and one of only two with multiple national championships at college football's highest level (Smart).

Clemson's success on the gridiron has been matched by its prowess in the classroom, as prior to the NCAA suspending APR reporting during the COVID-19 pandemic, Clemson was one of only three programs to earn top-10 percent APR recognition from the NCAA in at least nine of the previous 10 years, joining Duke and Northwestern. Clemson's 99 percent mark in the NCAA Graduation Success Rate's metric released in 2023 for the 2016 cohort was the highest ever recorded among public Power Five football programs in the 19 years the NCAA has tracked the metric.

Swinney has demonstrated his dedication to the community through Dabo's All In Team Foundation. Since 2009, the Swinney family and Dabo's All In Team Foundation have given more than \$11.1 million back to communities and programs in the state. In its inaugural year, the foundation made the first contribution to the cancer fund established for former Boston College linebacker Mark Herzlich, and many schools followed its lead during the remainder of the season.

In 2023, the foundation distributed roughly \$1.7 million in financial support to its core focus areas, with \$1.18 million of that total being distributed to roughly 275 deserving organizations and non-profits through



the foundation's grant program. In total, the foundation's grant program has issued more than \$7.38 million to worthy applicants since its inception.

Swinney was named as the honorary coach for the 2019 Allstate AFCA Good Works Team, an honor for which Watson, a former Good Works Team selection, returned to Clemson to surprise Swinney during a team meeting. In the spring of 2021, Swinney accepted the Uncommon Award from Pro Football Hall of Fame Coach Tony Dungy, who presents the honor annually to figures in football who "take the tough road, follow a higher calling and set a higher standard."

The 1993 Alabama graduate joined the Clemson staff prior to the 2003 season. In his first 21 years as an assistant or head coach, the Tigers finished in the top 25 of the polls 17 times and totaled 48 wins over top-25 teams.

Swinney coached his wide receiver position to a level of consistency that had not been seen previously at Clemson. He had a wideout finish first or second in the ACC in catches in five of his six seasons as an assistant coach. In his first season, he had three of the top-10 receivers in the conference, a first in Tiger history.

In his 21 seasons at Clemson, a Tiger wide receiver has earned All-ACC status in 17 of those campaigns, including a first- or second-team All-ACC selection (Derrick Hamilton, Airese Currie, Chansi Stuckey, Aaron Kelly, Jacoby Ford, Sammy Watkins, DeAndre Hopkins, Artavis Scott, Mike Williams, Tee Higgins, Amari Rodgers) in 16 of those 20 seasons. In 2021, three of his protégés (Williams, Higgins and Hunter Renfrow) recorded 1,000-yard seasons in the NFL, while another (Chansi Stuckey) has gone on to serve as wide receivers coach at multiple Power Five programs.

The Alabama native has a reputation as one of the top recruiters in the nation. In 2006, he was listed as the No. 5 recruiter in the nation by Rivals. He signed 38 players in his five recruiting seasons as an assistant coach and was a major reason Clemson's 2008 recruiting class was rated No. 2 in the nation by ESPN when he signed 11 players. Clemson's 2020 class finished as a consensus Top 3 class, earning the top ranking from ESPN, a No. 2 rank by Rivals and a No. 3 ranking in the 247 Composite.

When Swinney accepted the interim head coaching position at Clemson on Oct. 13, 2008, he described his feelings as "bittersweet" because he was taking

over for Bowden, who had been his first position coach at Alabama in the 1989 season. He had also brought Swinney back to the coaching profession in 2003 and has had a profound effect on his life. Both had followed similar paths as players; Bowden was a walk-on at West Virginia, and Swinney was a walk-on at Alabama.

Swinney received his bachelor's degree in commerce & business administration from Alabama in 1993 after lettering three times (1990-92). A walk-on who went on to earn a scholarship, Swinney was a wide receiver on Alabama's 1992 national championship team. He was also named Academic All-SEC along with being an SEC Scholar-Athlete Honor Roll member in 1990 and 1992.

Along with his appearance in the 1993 Sugar Bowl, his Alabama teams played in the 1990 Sugar Bowl, 1991 Fiesta Bowl and 1991 Blockbuster Bowl. Both Sugar Bowls came after winning the SEC title game.

After his playing career, he was a graduate assistant at Alabama from 1993-95. He received a master's degree in business administration from Alabama in 1995.

He became a full-time assistant coach at Alabama in February 1996 under head coach Gene Stallings and coached a total of five seasons there on a full-time basis. Swinney was assigned to coach the Crimson Tide's wide receivers and tight ends in 1996, a season that saw Alabama win the SEC West Division title. The following year, he solely coached the tight ends.

In 1998, he coached Alabama's wide receivers, a position he held for three years. At the end of 1999, Swinney coached the Crimson Tide in the 2000 Orange Bowl after winning the SEC Championship Game.

During his time at Alabama, Swinney was a part of six teams with double-digit wins, five top-10 finishes, one national title (1992), three SEC championships (1989, 92, 99) and five SEC West Division titles (1992, 93, 94, 96, 99) as a player and coach.

Swinney married the former Kathleen Bassett in 1994. They have three sons, Will, Drew and Clay. Will played for Clemson from 2017-21, appearing in 69 games and holding for 558 career kicking points while also scoring two touchdowns of his own. Drew was a core special teams player for Clemson from 2018-22 who served as the starting holder in his final campaign and caught 14 career passes. Both Will and Drew earned All-ACC Academic Team selections during their playing careers. Clay is a redshirt sophomore on the 2024 Tiger football team.

# SUPERLATIVES UNDER DABO SWINNEY

## TEAM

Category	Clemson Team High
Total Offense	754 vs. <b>NC State, 11-17-12</b>
Plays	102 vs. <b>NC State, 11-17-12</b>
Yards Per Play	11.6 vs. <b>Louisville, 11-3-18</b>
Rushing Yards	492 vs. <b>Louisville, 11-3-18</b>
Carries	63 vs. Miami (Fla.), 10-24-15
Yards Per Carry	13.3 vs. <b>Louisville, 11-3-18</b>
Rushing Touchdowns	7 vs. <b>South Carolina, 11-24-18</b>
Passing Yards	580 vs. <b>Pittsburgh, 11-12-16</b>
Completions	52 vs. <b>Pittsburgh, 11-12-16</b>
Passing Attempts	70 vs. <b>Pittsburgh, 11-12-16</b>
Completion % (min. 10 comp.)	83.3 vs. <b>South Carolina, 11-26-16</b> 83.3 vs. Wake Forest, 10-6-18
Passing Efficiency (min. 10 comp.)	236.1 vs. Virginia, 12-7-19
Passing Touchdowns	7 vs. Georgia Tech, 10-17
Longest Pass	96 vs. Virginia, 11-2-13
First Downs	40 vs. <b>South Carolina, 11-26-16</b>
Total Touchdowns	11 vs. <b>Louisville, 11-3-18</b>
Points	77 vs. <b>Louisville, 11-3-18</b>
Field Goals	6 vs. <b>Boston College, 9-19-09</b>
Punting Average (min. 3 punts)	53.3 vs. <b>Florida State, 9-23-23</b>
Time of Possession	39:37 vs. <b>Florida State, 10-12-19</b>
Penalties	15 vs. Ohio State, 1-3-14
Penalty Yards	144 vs. Ohio State, 1-3-14
Turnovers	6 vs. many (3)
Third-Down Conversions	16 vs. Wake Forest, 9-24-22
Third-Down Conversion %	87.5 vs. <b>Louisville, 11-3-18</b>
Punt Return Yards	135 vs. <b>Middle Tennessee, 9-5-09</b>
Kickoff Return Yards	248 vs. Maryland, 10-15-11
Interception Return Yards	105 vs. Virginia Tech, 12-3-11 105 vs. <b>Florida Atlantic, 9-16-23</b>
Interceptions By Defense	4 vs. <b>South Carolina, 11-29-08</b> 4 vs. Syracuse, 10-5-13 4 vs. <b>Pittsburgh, 11-28-20</b> 4 vs. <b>Georgia Tech, 11-11-23</b>
Fumble Return Yards	66 vs. Virginia Tech, 12-5-20
Sacks	11 vs. <b>Auburn, 9-9-17</b>

## INDIVIDUAL

Category	Clemson Individual Best
Total Offense	588 by <b>Deshaun Watson vs. Pittsburgh, 11-12-16</b>
Rushing Yards	233 by C.J. Spiller vs. Georgia Tech, 12-5-09
Carries	36 by <b>Phil Mafah vs. Notre Dame, 11-4-23</b>
Rushing Touchdowns	4 by C.J. Spiller vs. Georgia Tech, 12-5-09 4 by Phil Mafah vs. Kentucky, 12-29-23
Longest Carry	90 by <b>Travis Etienne vs. Georgia Tech, 8-29-19</b>
Passing Yards	580 by <b>Deshaun Watson vs. Pittsburgh, 11-12-16</b>
Completions	52 by <b>Deshaun Watson vs. Pittsburgh, 11-12-16</b>
Passing Attempts	70 by <b>Deshaun Watson vs. Pittsburgh, 11-12-16</b>
Completion % (min. 10 comp.)	95.0 by <b>Cole Stoudt vs. SC State, 9-7-13</b>
Passing Efficiency (min. 10 comp.)	261.9 by Tajh Boyd vs. Syracuse, 10-5-13
Passing Touchdowns	6 by <b>Deshaun Watson vs. North Carolina, 9-27-14</b> 6 by <b>Deshaun Watson vs. South Carolina, 11-26-16</b>
Receptions	16 by Sammy Watkins vs. Ohio State, 1-3-14
Receiving Yards	227 by Sammy Watkins vs. Ohio State, 1-3-14
Receiving Touchdowns	3 by many (4), many times (6)
All-Purpose Yards	345 by Sammy Watkins vs. Maryland, 10-15-11
Total Touchdowns	4 by C.J. Spiller vs. Georgia Tech, 12-5-09 4 by Phil Mafah vs. Kentucky, 12-29-23
Points	24 by C.J. Spiller vs. Georgia Tech, 12-5-09 24 by Phil Mafah vs. Kentucky, 12-29-23
Field Goals	6 by <b>Richard Jackson vs. Boston College, 9-19-09</b>
Punting Average (min. 3 punts)	53.6 by <b>Will Spiers vs. Syracuse, 10-24-20</b>
Punt Return Yards	119 by <b>C.J. Spiller vs. Boston College, 9-19-09</b>
Kickoff Return Yards	207 by Sammy Watkins vs. Maryland, 10-15-11
Interception Return Yards	98 by Nate Wiggins vs. North Carolina, 12-3-22
Interceptions	2 by many (6), many times (8)
Fumble Return Yards	66 by <b>Derion Kendrick vs. Virginia Tech, 12-5-20</b>
Tackles	19 by Baylon Spector vs. NC State, 9-25-21
Tackles For Loss	6 by Andre Branch vs. Virginia Tech, 10-1-11
Sacks	4 by Andre Branch vs. Virginia Tech, 10-1-11 4 by <b>Austin Bryant vs. Auburn, 9-9-17</b>

Opponent Team High
667 by Florida State, 9-22-12
99 by <b>Louisville, 10-1-16</b>
8.9 by Florida State, 9-22-12
383 by Georgia Tech, 10-29-11
67 by Georgia Tech, 10-29-11
8.0 by Georgia, 8-30-14
5 by Florida State, 9-22-12
5 by Georgia, twice
510 by <b>South Carolina, 11-26-16</b>
32 by West Virginia, 1-4-12
32 by <b>South Carolina, 11-26-16</b>
32 by NC State, 9-25-21
53 by <b>NC State, 11-17-12</b>
77.1 by Florida State, 9-22-12
257.6 by Ohio State, 1-1-21
6 by West Virginia, 1-4-12
6 by Ohio State, 1-1-21
6 by Wake Forest, 9-24-22
94 by <b>Florida State, 10-19-13</b>
31 by West Virginia, 1-4-12
31 by <b>Louisville, 10-1-17</b>
10 by West Virginia, 1-4-12
70 by West Virginia, 1-4-12
4 by many (4)
57.7 by <b>Wake Forest, 11-16-19</b>
41:52 by <b>North Texas, 9-4-10</b>
16 by Florida State, 10-27-18
135 by <b>Miami (Fla.), 10-10-21</b>
6 by <b>North Carolina, 10-22-11</b>
11 by many (3)
66.7 by <b>Florida State, 10-19-13</b>
85 by Georgia Tech, 9-10-09
290 by <b>North Carolina, 10-22-11</b>
147 by Georgia Tech, 11-15-14
4 by <b>Georgia Tech, 10-18-08</b>
103 by West Virginia, 1-4-12
9 by Kentucky, 12-29-23

Opponent Individual Best
490 by <b>Jake Bentley (South Carolina), 11-24-18</b>
198 by Todd Gurley (Georgia), 8-30-14
37 by Montel Harris (Boston College), 10-30-10
4 by Dalvin Cook (Florida State), 10-29-16
82 by Anthony Allen (Georgia Tech), 9-10-09
510 by <b>Jake Bentley (South Carolina), 11-24-18</b>
32 by Geno Smith (West Virginia), 1-4-12
32 by <b>Jake Bentley (South Carolina), 11-24-18</b>
32 by Devin Leary (NC State), 9-25-21
53 by <b>Mike Glennon (NC State), 11-17-12</b>
77.1 by EJ Manuel (Florida State), 9-22-12
257.6 by Justin Fields (Ohio State), 1-1-21
6 by Geno Smith (West Virginia), 1-4-12
6 by Justin Fields (Ohio State), 1-1-21
6 by Sam Hartman (Wake Forest), 9-24-22
14 by Emeka Emezie (NC State), 9-25-21
219 by <b>Tobais Palmer (NC State), 11-17-12</b>
4 by Tavon Austin (West Virginia), 1-4-12
496 by <b>Tobais Palmer (NC State), 11-17-12</b>
4 by Tavon Austin (West Virginia), 1-4-12
4 by Todd Gurley (Georgia), 8-30-14
4 by Dalvin Cook (Florida State), 10-29-16
24 by Tavon Austin (West Virginia), 1-4-12
24 by Todd Gurley (Georgia), 8-30-14
24 by Dalvin Cook (Florida State), 10-29-16
4 by many (4)
64.8 by <b>Nolan Cooney (Syracuse), 10-24-21</b>
85 by Jerrard Tarrant (Georgia Tech), 9-10-09
277 by <b>Tobais Palmer (NC State), 11-17-12</b>
96 by Benjamin Morrison (Notre Dame), 11-5-22
2 by many (5)
99 by Darwin Cook (West Virginia), 1-4-12
23 by Cole Farrand (Maryland), 10-26-13
4.5 by <b>Jadeveon Clowney (South Carolina), 11-24-12</b>
4.5 by <b>Brian Burns (Florida State), 11-11-17</b>
4.5 by <b>Jadeveon Clowney (South Carolina), 11-24-12</b>

\* - in teams' own territory; Note: Teams' "points" and "total touchdowns" include defensive and special teams' points; **bold** denotes a Clemson home game.



# HEAD COACH DABO SWINNEY BY THE NUMBERS

## WINNING PCT. BY ACTIVE FBS HEAD COACHES (MIN. 10 YEARS)

Rk	Coach, School	Record	Pct.
1.	Dabo Swinney, Clemson	170-43	.798
2.	Chris Klieman, Kansas State	111-37	.750
3.	Brian Kelly, LSU	283-103-2	.732
4.	Lance Leipold, Kansas	163-60	.731
5.	Mike Gundy, Oklahoma State	166-79	.678

Note: Records reflect results at all levels

## CAREER WINS, ALL COLLEGIATE LEVELS (ACTIVE FBS HEAD COACHES)

Rk	Coach, School	Wins
1.	Brian Kelly*, LSU	283
2.	Mack Brown*, North Carolina	282
3.	K.C. Keeler*, Sam Houston State	262
4.	Kirk Ferentz*, Iowa	208
	Willie Fritz*, Houston	208
6.	Chris Creighton*, Eastern Michigan	191
7.	Rich Rodriguez*, Jacksonville State	181
8.	Dabo Swinney, Clemson	170
9.	Mike Gundy, Oklahoma State	166
10.	Lance Leipold*, Kansas	163

\* - total includes victories across all levels of college football

## CAREER WINS AS AN FBS HEAD COACH (ACTIVE FBS HEAD COACHES)

Rk	Coach, School	Wins
1.	Mack Brown, North Carolina	276
2.	Kirk Ferentz, Iowa	196
3.	Dabo Swinney, Clemson	170
4.	Mike Gundy, Oklahoma State	166
5.	Brian Kelly, LSU	165

Note: Win totals reflect wins as an FBS head coach, not full career totals across all levels

## MOST CAREER WINS, ALL AT THE SAME SCHOOL (ACTIVE FBS HEAD COACHES)

Rk	Coach, School	Wins
1.	Dabo Swinney, Clemson	170
2.	Mike Gundy, Oklahoma State	166
3.	Kyle Whittingham, Utah	162

## MOST GAMES WON AS HEAD COACH (CLEMSON HISTORY)

Rk	Coach (Clemson Tenure)	Wins
1.	Dabo Swinney (2008-Present)	170
2.	Frank Howard (1940-69)	165
3.	Danny Ford (1978-89)	96

## MOST GAMES COACHED (CLEMSON HISTORY)

Rk	Coach (Clemson Tenure)	Games
1.	Frank Howard (1940-69)	295
2.	Dabo Swinney (2008-Present)	213
3.	Danny Ford (1978-89)	129

## MOST WINS IN FIRST 15 SEASONS (NCAA FBS HISTORY)

Rk	Coach	School(s)	Wins
1.	Urban Meyer	BGSU, Utah, Fla., Ohio State	165
2.	Dabo Swinney	Clemson	161
3.	Bob Stoops	Oklahoma	160
4.	Barry Switzer	Oklahoma	149
5.	Tom Osborne	Nebraska	147

## MOST CONSECUTIVE TOP-FOUR FINISHES (AP POLL SINCE 1936)

Rk.	School	Head Coach(es)	Seasons	Streak
1.	Florida State	Bobby Bowden	1987-00	13
2.	USC	Pete Carroll	2002-08	7
	Miami (Fla.)	Jimmy Johnson	1986-88	7
	Miami (Fla.)	Dennis Erickson	1989-92	7
5.	Clemson	Dabo Swinney	2015-20	6
	Oklahoma	Bud Wilkinson	1952-57	6

## COACHES WITH SIX OR MORE FINAL FOURS (FOOTBALL & MEN'S BASKETBALL)

Coach, School (Sport)	Final Fours*	Record*	Pct.
Mike Krzyzewski, Duke (MBB)	13	14-8	.636
^John Wooden, UCLA (MBB)	12	21-3	.875
Dean Smith, UNC (MBB)	11	7-9	.438
Roy Williams, Kansas/UNC (MBB)	9	9-6	.600
Tom Izzo, Michigan State (MBB)	8	3-7	.300
Nick Saban, Alabama (FB)	8	9-5	.643
^Dabo Swinney, Clemson (FB)	6	6-4	.600
Denny Crum, Louisville (MBB)	6	4-4	.500
Adolph Rupp, Kentucky (MBB)	6	9-2	.818

\* - Men's Basketball Final Four or College Football Playoff

^ - indicates streak of at least six consecutive Final Fours

## MOST WINS THROUGH 200 GAMES (NCAA FBS HISTORY)

Rk	Coach	School(s)	Wins
1.	Urban Meyer	BGSU, Utah, Fla., Ohio State	170
2.	Gil Dobie	NDSU, Wash., Navy, Cornell, BC	163
3.	Joe Paterno	Penn St.	162
	Tom Osborne	Nebraska	162
5.	Dabo Swinney	Clemson	161
	Bob Stoops	Oklahoma	161
	Robert Neyland	Tennessee	161

Note: Includes victories at all levels recognized by the NCAA; must record five years or 50 wins as a major college head coach to qualify

## FEWEST GAMES TO REACH 150 WINS (NCAA FBS HISTORY)

Rk	Coach	School(s)	Games
1.	Urban Meyer	BGSU, Utah, Fla., Ohio State	176
2.	Gil Dobie	NDSU, Wash., Navy, Cornell, BC	180
	Barry Switzer	Oklahoma	180
4.	Fielding Yost	OWU, Neb., KU, JSU, Stan., Mich.	184
	Joe Paterno	Penn St.	184
6.	Dabo Swinney	Clemson	186
7.	Tom Osborne	Nebraska	187
	Bob Stoops	Oklahoma	187
9.	Bob Neyland	Tennessee	189
10.	Frank Kush	Arizona State	190

Note: Includes victories at all levels recognized by the NCAA; must record five years or 50 wins as a major college head coach to qualify.

## COLLEGE FOOTBALL PLAYOFF TITLES

Rk	School (Years)	Titles
1.	Alabama (2015, 2017, 2020)	3
2.	Clemson (2016, 2018)	2
	Georgia (2021, 2022)	2
4.	LSU (2019)	1
	Ohio State (2014)	1
	Michigan (2023)	1

## COLLEGE FOOTBALL PLAYOFF BERTHS

Rk	School	Berths
1.	Alabama	8
2.	Clemson	6
3.	Ohio State	5
4.	Oklahoma	4
5.	Georgia	3
	Michigan	3
7.	Notre Dame	2
	Washington	2
9.	Seven teams tied	1

## COLLEGE FOOTBALL PLAYOFF NATIONAL CHAMPIONSHIP GAME BERTHS

Rk	School	Berths
1.	Alabama	6
2.	Clemson	4
3.	Georgia	3
4.	Ohio State	2
5.	LSU	1
	Michigan	1
	Oregon	1
	TCU	1
	Washington	1

## MOST WINS, COLLEGE FOOTBALL PLAYOFF

Rk	School	Wins
1.	Alabama	9
2.	Clemson	6
3.	Georgia	5
4.	Ohio State	3
5.	LSU	2
	Michigan	2
7.	Oregon	1
	TCU	1
	Washington	1
10.	Five participants tied	0

## COLLEGE FOOTBALL PLAYOFF BERTHS (HEAD COACHES)

Rk	Coach (Titles)	Berths	Wins
1.	Nick Saban (2015, 2017, 2020)	8	9
2.	Dabo Swinney (2016, 2018)	6	6
3.	Lincoln Riley	4	0
4.	Kirby Smart (2021, 2022)	3	5
	Jim Harbaugh (2023)	3	2
	Ryan Day	3	1
7.	Urban Meyer (2014)	2	2
	Brian Kelly	2	0
9.	Ed Orgeron (2019)	1	2
	Mark Helfrich	1	1
	Sonny Dykes	1	1
	Kalen DeBoer	1	1
	Mark Dantonio	1	0
	Luke Fickell	1	0
	Jimbo Fisher	1	0
	Chris Petersen	1	0
	Steve Sarkisian	1	0

Note: Title years listed correspond to the season, not championship game dates

## CUMULATIVE POINT DIFFERENTIAL, COLLEGE FOOTBALL PLAYOFF (2014-23)

Rk	School (Games)	PF	PA	Diff.
1.	Georgia (6)	251	151	+100
2.	Alabama (14)	432	335	+97
3.	Clemson (10)	305	250	+55
4.	LSU (2)	105	53	+52
5.	Oregon (2)	79	62	+17
6.	Michigan (4)	117	118	-1
7.	Texas (1)	31	37	-6
8.	Ohio State (7)	221	237	-16
9.	Cincinnati (1)	6	27	-21
10.	Washington (3)	57	89	-32
11.	Michigan State (1)	0	38	-38
12.	Florida State (1)	20	59	-39
13.	Notre Dame (2)	17	61	-44
14.	TCU (2)	58	110	-52
15.	Oklahoma (4)	127	199	-72

## LARGEST SINGLE-GAME POINT DIFFERENTIALS IN CFP PLAY

Rk	School (Season)	Opponent	Score	Diff.
1.	Georgia (2022)	TCU	65-7	+58
2.	Oregon (2014)	Florida State	59-20	+39
3.	Alabama (2015)	Michigan State	38-0	+38
4.	LSU (2019)	Oklahoma	63-28	+35
5.	Clemson (2016)	Ohio State	31-0	+31
6.	Clemson (2018)	Alabama	44-16	+28
	Alabama (2020)	Ohio State	52-24	+28
8.	Clemson (2018)	Notre Dame	30-3	+27

## MOST CONSECUTIVE COLLEGE FOOTBALL PLAYOFF BERTHS

Rk	School	Years	Streak
1.	Clemson	2015-20	6
2.	Alabama	2014-18	5
3.	Oklahoma	2017-19	3
	Michigan	2021-23	3
5.	Georgia	2021-22	2
	Alabama	2020-21	2
	Ohio State	2019-20	2

## TOP OVERALL WINNING PERCENTAGE IN ACC HISTORY (MIN. 3 SEASONS)

Rk	Coach, School(s)	Record	Pct.
1.	Dabo Swinney, Clemson	170-43	.798
2.	Jimbo Fisher, Florida State	83-23	.783
3.	Bobby Bowden, Florida State	173-53-1	.764
4.	Danny Ford, Clemson	96-29-4	.760
5.	Lou Holtz, NC State	33-12-3	.719

# HEAD COACH DABO SWINNEY BY THE NUMBERS

## TOP CONFERENCE WINNING PERCENTAGE IN ACC HISTORY (MIN. 3 SEASONS)

Rk	Coach, School(s)	Record*	Pct.
1.	<b>Dabo Swinney, Clemson</b>	<b>103-23</b>	<b>.817</b>
2.	Bobby Bowden, Florida State	117-27	.813
3.	Jerry Claiborne, Maryland	46-11-1	.802
4.	Bill Murray, Duke	54-15-2	.775
5.	Danny Ford, Clemson	44-14-1	.754

\* - regular season play (excludes ACC Championship Games)

## CAREER HEAD COACHING VICTORIES (ACC HISTORY)

Rk	Coach, School(s)	Wins
1.	Bobby Bowden, Florida State	173
2.	<b>Dabo Swinney, Clemson</b>	<b>170</b>
3.	George Welsh, Virginia	134
4.	Frank Beamer, Virginia Tech	113
5.	Mack Brown, North Carolina	107

Note: Only counts seasons in which the programs competed as members of the ACC.

## CAREER HEAD COACHING WINS IN ACC REGULAR-SEASON PLAY (ACC HISTORY)

Rk	Coach, School(s)	Wins
1.	Bobby Bowden, Florida State	117
2.	<b>Dabo Swinney, Clemson</b>	<b>103</b>
3.	George Welsh, Virginia	85
4.	Frank Beamer, Virginia Tech	69
5.	Frank Howard, Clemson	66

## CAREER BOWL APPEARANCES (ACC HISTORY)

Rk	Coach, School(s)	Games
1.	<b>Dabo Swinney, Clemson</b>	<b>20</b>
2.	Bobby Bowden, Florida State	18
3.	Frank Beamer, Virginia Tech	12
	George Welsh, Virginia	12
5.	Mack Brown, North Carolina	10

## CAREER HEAD COACHING BOWL VICTORIES (ACC HISTORY)

Rk	Coach, School(s)	Wins
1.	<b>Dabo Swinney, Clemson</b>	<b>12</b>
2.	Bobby Bowden, Florida State	11
3.	Frank Beamer, Virginia Tech	6
	Danny Ford, Clemson	6
5.	Jimbo Fisher, Florida State	5
	Ralph Friedgen, Maryland	5

## LONGEST-TENURED FBS HEAD COACHES (BY HIRE DATE)

Rk	Coach, School	Hire Date
1.	Kirk Ferentz, Iowa	Dec. 2, 1998
2.	Kyle Whittingham, Utah	Dec. 9, 2004
3.	Mike Gundy, Oklahoma State	Jan. 3, 2005
4.	Troy Calhoun, Air Force	Dec. 22, 2006
5.	<b>Dabo Swinney, Clemson</b>	<b>Oct. 13, 2008</b>
6.	Mark Stoops, Kentucky	Nov. 27, 2012
7.	Dave Doeren, NC State	Dec. 1, 2012
8.	Brian Bohannon, Kennesaw State	March 24, 2013
9.	Chuck Martin, Miami (Ohio)	Dec. 3, 2013
10.	Dave Clawson, Wake Forest	Dec. 10, 2013

## HEAD COACHES SINCE 2009 (CURRENT ACC PROGRAMS)

Rk	School	No.	Coach(es)
1.	<b>Clemson</b>	<b>1</b>	<b>Swinney</b>
2.	NC State	2	O'Brien, Doeren
	Wake Forest	2	Grobe, Clawson
4.	Duke	3	Cutcliffe, Elko, Diaz
	Georgia Tech	3	Johnson, Collins, Key
	Virginia Tech	3	Beamer, Fuente, Pry
	Cal	3	Tedford, Dykes, Wilcox
	Stanford	3	Harbaugh, Shaw, Taylor
9.	Boston College	4	Spaziani, Addazio, Hafley, O'Brien
	Syracuse	4	Shafer, Marrone, Babers, Brown
	Virginia	4	Groh, London, Mendenhall, Elliott
	Florida St.	4	Bowden, Fisher, Taggart, Norvell
	North Carolina	4	Davis, Withers, Fedora, Brown
	Pittsburgh	4	Wannstedt, Graham, Chryst, Narduzzi
	SMU	4	Jones, Morris, Dykes, Lashlee
16.	Miami (Fla.)	5	Shannon, Golden, Richt, Diaz, Cristobal
	Louisville	5	Kragthorpe, Strong, Petrino, Satterfield, Brohm

Note: Full-time head coaches; From the start of Swinney's first season as full-time head coach in 2009 through 2023, there were 465 head coaching tenures in the FBS (excluding those by interims) but only one such tenure at Clemson.

## HEAD COACHES SINCE 2009 (ALL-TIME CFP PARTICIPANTS)

Rk	School	No.	Coach(es)
1.	<b>Clemson</b>	<b>1</b>	<b>Swinney</b>
2.	Alabama	2	Saban, DeBoer
	Georgia	2	Richt, Smart
	Michigan State	2	Dantonio, Tucker
	TCU	2	Patterson, Dykes
6.	LSU	3	Miles, Orgeron, Kelly
	Notre Dame	3	Weis, Kelly, Freeman
	Oklahoma	3	Stoops, Riley, Venables
9.	Michigan	4	Rodriguez, Hoke, Harbaugh, Moore
	Florida State	4	Bowden, Fisher, Taggart, Norvell
	Ohio State	4	Tressel, Fickell, Meyer, Day
	Oregon	4	Kelly, Helfrich, Cristobal, Lanning
	Texas	4	Brown, Strong, Herman, Sarkisian
14.	Cincinnati	5	Kelly, Jones, Tuberville, Fickell, Satterfield
	Washington	5	Sarkisian, Petersen, Lake, DeBoer, Fisch

Note: Full-time head coaches

## CONFERENCE CHAMPIONSHIPS AS CLEMSON HEAD COACH

Rk	Coach (Clemson Tenure)	Titles
1.	<b>Dabo Swinney (2008-Present)</b>	<b>8</b>
	Frank Howard (1940-69)	8
3.	Danny Ford (1978-89)	5
4.	John Heisman (1900-03)	3
5.	Ken Hatfield (1990-93)	1
	Charley Pell (1977-78)	1
	Bob Williams (1906, 1909, 1913-15)	1

## MOST ACC CHAMPIONSHIPS (ALL-TIME)

Rk	Coach, School(s)	Titles
1.	Bobby Bowden, Florida State	12
2.	<b>Dabo Swinney, Clemson</b>	<b>8</b>
3.	Frank Howard, Clemson	6
	Bill Murray, Duke	6
5.	Danny Ford, Clemson	5
	Earl Edwards, NC State	5

## MOST PLAYERS DRAFTED BY COACH SINCE 2009 NFL DRAFT (ALL COACHES)

Rk	Coach	Total Picks
1.	Nick Saban	133
2.	<b>Dabo Swinney</b>	<b>83</b>
3.	Brian Kelly	77
4.	Jim Harbaugh	73
5.	Jimbo Fisher	72

## MOST PLAYERS DRAFTED BY COACH SINCE 2009 NFL DRAFT (ACTIVE COACHES)

Rk	Coach	Total Picks
1.	<b>Dabo Swinney</b>	<b>83</b>
2.	Brian Kelly	77
3.	Kirby Smart	63
4.	James Franklin	61
5.	Kirk Ferentz	60

## MOST FIRST-ROUND PICKS BY COACH SINCE 2009 NFL DRAFT (ALL COACHES)

Rk	Coach	First-Round Picks
1.	Nick Saban	47
2.	Urban Meyer	19
3.	<b>Dabo Swinney</b>	<b>18</b>
4.	Kirby Smart	17
5.	Brian Kelly	13

## MOST FIRST-ROUND PICKS BY COACH SINCE 2009 NFL DRAFT (ACTIVE COACHES)

Rk	Coach	First-Round Picks
1.	<b>Dabo Swinney</b>	<b>18</b>
2.	Kirby Smart	17
3.	Brian Kelly	13
4.	Kirk Ferentz	10
	Ryan Day	10

## MOST WINS VS. NICK SABAN'S ALABAMA TEAMS

Rk	Coach, School(s)	Wins
1.	Les Miles, LSU	3
	Gus Malzahn, Auburn	3
3.	<b>Dabo Swinney, Clemson</b>	<b>2</b>
	Urban Meyer, Ohio State	2
	Hugh Freeze, Ole Miss	2
6.	17 coaches tied	1

Note: Only Swinney and Meyer recorded multiple postseason wins against Saban-led Alabama teams; Swinney (2) and Smart (1) were the only coaches to defeat Saban in a CFP National Championship Game.

## LARGEST WINS VS. SABAN'S ALABAMA TEAMS

Rk	School	Season	Score	Diff.
1.	<b>Clemson</b>	<b>2018</b>	<b>44-16</b>	<b>+28</b>
2.	Georgia	2021	33-18	+15
3.	Oklahoma	2013	45-31	+14
	South Carolina	2010	35-21	+14
	Utah	2008	31-17	+14

# DABO SWINNEY'S RECORDS VS. OPPONENTS

Opponent	W	L	Win %	CU	Opp.
Alabama	2	2	.500	125	116
<b>Appalachian State</b>	<b>1</b>	<b>0</b>	<b>1.000</b>	<b>41</b>	<b>10</b>
Auburn	4	1	.800	121	89
Ball State	1	0	1.000	52	27
Boston College	14	1	.933	478	218
Charleston Southern	1	0	1.000	66	17
Charlotte	1	0	1.000	52	10
Coastal Carolina	1	0	1.000	49	3
Duke	3	1	.750	129	61
Florida Atlantic	1	0	1.000	48	14
<b>Florida State</b>	<b>9</b>	<b>6</b>	<b>.600</b>	<b>466</b>	<b>398</b>
Furman	3	0	1.000	124	26
<b>Georgia</b>	<b>1</b>	<b>2</b>	<b>.333</b>	<b>62</b>	<b>90</b>
Georgia Southern	1	0	1.000	38	7
Georgia State	1	0	1.000	28	0
Georgia Tech	12	5	.706	594	348
Iowa State	1	0	1.000	20	13

Kent State	1	0	1.000	56	3
Kentucky	2	0	1.000	59	48
Louisiana Tech	1	0	1.000	48	20
<b>Louisville</b>	<b>8</b>	<b>0</b>	<b>1.000</b>	<b>315</b>	<b>157</b>
LSU	1	1	.500	50	66
Maryland	4	1	.800	193	113
Miami (Fla.)	5	2	.714	259	125
Middle Tennessee	1	0	1.000	37	14
<b>NC State</b>	<b>11</b>	<b>3</b>	<b>.786</b>	<b>481</b>	<b>312</b>
Nebraska	0	1	.000	21	26
North Carolina	6	1	.857	261	181
North Texas	1	0	1.000	35	10
Notre Dame	4	2	.667	173	140
Ohio State	3	1	.750	128	107
Oklahoma	2	0	1.000	77	23
<b>Pittsburgh</b>	<b>2</b>	<b>2</b>	<b>.500</b>	<b>153</b>	<b>97</b>
Presbyterian	1	0	1.000	58	21
<b>South Carolina</b>	<b>9</b>	<b>6</b>	<b>.600</b>	<b>434</b>	<b>311</b>

South Carolina State	4	0	1.000	233	23
South Florida	0	1	.000	26	31
Syracuse	10	1	.909	370	173
TCU	0	1	.000	10	14
Tennessee	0	1	.000	14	31
Texas A&M	2	0	1.000	52	36
<b>The Citadel</b>	<b>3</b>	<b>0</b>	<b>1.000</b>	<b>162</b>	<b>9</b>
Troy	2	0	1.000	73	43
UConn	1	0	1.000	44	7
<b>Virginia</b>	<b>5</b>	<b>0</b>	<b>1.000</b>	<b>209</b>	<b>74</b>
<b>Virginia Tech</b>	<b>6</b>	<b>0</b>	<b>1.000</b>	<b>217</b>	<b>102</b>
<b>Wake Forest</b>	<b>15</b>	<b>0</b>	<b>1.000</b>	<b>595</b>	<b>224</b>
West Virginia	0	1	.000	33	70
Wofford	3	0	1.000	143	51
<b>Totals</b>	<b>170</b>	<b>43</b>	<b>.798</b>	<b>7512</b>	<b>4109</b>

Note: Dabo Swinney took over as head coach on Oct. 13, 2008. The last seven games of 2008 are credited to his record; **bold** denotes 2024 opponent.



# ASSISTANT COACHES



## NICK EASON

- **ASSOCIATE HEAD COACH**
- **DEFENSIVE RUN GAME COORDINATOR • DEFENSIVE TACKLES**
- **3<sup>RD</sup> SEASON ON CLEMSON STAFF**
- **CLEMSON '01**

- Returned home to his alma mater on Jan. 7, 2022 upon being hired as Clemson's defensive run game coordinator and defensive tackles coach. Added the title of Associate Head Coach in 2024.
- Veteran of 17 combined NFL seasons as a player and coach.
- Produced multiple All-ACC honores in 2023 in first-team selection Tyler Davis and third-team selection Ruke Orhoro in addition to mentoring Peter Woods amid a Freshman All-America debut campaign. Clemson's interior helped the defense finish eighth in the nation in both total defense and passing defense while ranking 24th in rushing yards allowed per game.
- In his first season at Clemson in 2022, helped Davis earn All-America honors, a first-team All-ACC selection and a semifinalist nod for the Chuck Bednarik Award in addition to helping Bryan Bresee to the No. 29 overall selection in the 2023 NFL Draft.
- His defensive tackles produced 14 of Clemson's 44 sacks and 31 of its 111 tackles for loss as the Tigers finished in the top four in the nation in both categories in 2022.
- In his first year in the conference, he earned 247Sports' ACC Recruiter of the Year for his first recruiting cycle, which ended on National Signing Day in 2023.
- Said Head Coach Dabo Swinney upon Eason's hiring: "Nick is the epitome of what I look for in a coach. He has an incredible passion for the game, he has got a great background and he truly loves the player. In

### THE EASON FILE

#### PLAYING EXPERIENCE

Lettered at Clemson from 1999-2002 ... first-team All-ACC selection and team captain in 2002 ... 10-year NFL veteran ... Super Bowl XLIII champion.

#### BOWL PARTICIPATION AS A PLAYER

1999 Peach Bowl ... 2000 Gator Bowl ... 2001 Humanitarian Bowl ... 2002 Tangerine Bowl.

#### EDUCATION

Degree in sociology from Clemson in 2001 ... master's degree in human resource management from Clemson in 2008.

#### PERSONAL DATA

Born May 29, 1980 ... Married to his wife, Shay, and has seven children: Zee, Zamoni, AJ, Nick Jr., Nolan, Baylee and Nash.

this hire, I really wanted a guy who had great experience at the NFL level. I wanted somebody who has coached the best of the best at the highest level, and that's exactly what he's done. He was a great player at Clemson and he's a great Clemson man."

- Prior to returning to Clemson, he served as defensive line coach at Auburn in 2021, helping the Tigers to their largest sack total since 2018.
- Coached a defensive interior that helped Auburn allow the third-fewest yards per carry in the SEC and fin-

### EASON'S COACHING RECORD

Year	School	Position(s)	W-L	Bowl(s)
2013	Cleveland Browns	Int.	4-12	
2014	Tennessee Titans	Asst. DL	2-14	
2015	Tennessee Titans	Asst. DL	3-13	
2016	Tennessee Titans	OLB/DL	9-7	
2017	Tennessee Titans	OLB/DL	9-7	
2019	Cincinnati Bengals	OLB/DL	2-14	
2020	Cincinnati Bengals	OLB/DL	4-11-1	
2021	Auburn	DL	6-7	Birmingham
2022	Clemson	DRGC, DT	11-3	Orange
2023	Clemson	DRGC, DT	9-4	Gator

Years as a full-time college coach:.....3  
 Winning seasons:.....2  
 Bowl seasons:.....3  
 Record as a college assistant coach:.....26-14 (.650)  
 Record at Clemson:.....20-7 (.741)

ish fourth in the conference in tackles for loss in the 2021 season.

- Served as outside linebackers and defensive line coach for the Cincinnati Bengals from 2019-20. In his first season, Eason led significant improvement in the Bengals' defensive line as the season progressed, notching an 11-sack improvement and an 84.1-yard reduction in yards per game in the final eight games of the season as compared to the first eight games.
- Helped Bengals defensive tackle Geno Atkins earn his eighth career Pro Bowl selection.
- Briefly served as a defensive assistant at Austin Peay for part of 2018.
- Was hired by the Tennessee Titans in 2014 and helped oversee Tennessee's transition from a 4-3 to a 3-4 front.
- Spent two seasons as an assistant defensive line coach for the Titans from 2014-15 before becoming the Titans' outside linebackers and defensive line coach in 2016-17.
- Helped defensive tackle Jurrell Casey to the first three of his five career Pro Bowl selections to date through 2021 in those four years.
- Began his transition to coaching in 2013 as a coaching intern for the Cleveland Browns, for whom he had previously played three seasons from 2004-06.
- Was a four-year letterman at Clemson from 1999-2002, playing 47 games with 35 starts and recording 15 sacks and 30 tackles for loss.
- Among those who he played with at Clemson were former Clemson offensive coordinators Tony Elliott, Jeff Scott and Brandon Streeter.
- Was a team captain, All-ACC selection and Strength & Conditioning All-American at Clemson. He was a two-time Dedication Award winner as awarded by the Clemson strength & conditioning staff.
- Selected to the AFCA Good Works Team in 2000 and was the first five-time Clemson recipient of the ACC Top Six award, which was presented annually to the conference's top student-athletes in terms of community involvement.
- Became the first Tiger football player to graduate with two years of eligibility remaining after earning a degree in sociology in August 2001. He added a master's degree in human resource development in 2008.
- Was a fourth-round selection by the Denver Broncos in the 2003 NFL Draft, but he spent his rookie season on the Reserve/Injured list after suffering an Achilles injury during training camp.
- Played 117 NFL games over 10 seasons from 2003-12 with the Cleveland Browns, Pittsburgh Steelers and Arizona Cardinals.
- Finished his playing career with the Cardinals, where he spent two seasons from 2011-12, appearing in 32 games and registering two sacks.
- Spent four seasons (2007-10) with the Steelers and helped them to two Super Bowl appearances, including a victory in Super Bowl XLIII in the 2008 season.



# ASSISTANT COACHES



## MIKE REED

- ASSISTANT HEAD COACH
- SPECIAL TEAMS COORDINATOR • CORNERBACKS
- 12<sup>TH</sup> SEASON ON CLEMSON STAFF
- BOSTON COLLEGE '94

- Has helped Clemson to seven ACC titles and four national championship game appearances — including national titles in 2016 and 2018 — since 2013.
- Coached Nate Wiggins to a first-team All-ACC selection in 2023 and a first-round selection in the 2024 NFL Draft as Clemson finished eighth in the nation in pass defense and tied for the national lead in take-aways.
- Named to Matrix Analytical's All-American Staff in 2023.
- Helped Wiggins post 12 pass breakups in 2022, one shy of the Clemson sophomore record of 13 shared by James Lott (1987) and Justin Miller (2003). Wiggins' 12 pass breakups were the most by a Clemson defender in a season since Coty Sensabaugh in 2011.
- Guided starting cornerbacks Andrew Booth Jr. and Mario Goodrich to first-team All-ACC honors in 2021, becoming the first pair of cornerbacks from a single school to sweep first-team honors since North Carolina's Dre Bly and Robert Williams in 1997.
- Helped Clemson finish first in the ACC and second in the nation in scoring defense in 2021, allowing only 14.8 points per game. Clemson's pass defense finished fifth in the nation in opponent passer rating (110.1).



### THE REED FILE

#### PLAYING EXPERIENCE

Played at Boston College from 1991-94 ... All-ECAC selection and a Second-Team All-Big East Conference pick in 1993 ... one of four co-captains on the 1994 team.

#### BOWL PARTICIPATION AS A PLAYER

1993 Hall of Fame Bowl ... 1994 Carquest Bowl ... 1994 Aloha Bowl.

#### EDUCATION

Degree in communications with a minor in secondary education from Boston College in 1994.

#### PERSONAL DATA

Born Aug. 16, 1972 ... he and his wife, Kimberley, have two daughters, Michaela Rae and Milan Skye.

- Placed two cornerbacks on the 2020 All-ACC team, as Derion Kendrick earned first-team honors and Booth earned a second-team selection as the defensive backfield helped Clemson to a sixth consecutive ACC title and College Football Playoff berth.
- Shared 2019 FootballScoop Defensive Backs Coach of the Year honors with Safeties Coach Mickey Conn, as Reed's corners helped Clemson finish third in the nation in scoring defense (13.5 points per game) and fourth in the nation in total defense (288.3 yards per game) in 2019, ranking second in opponent passer rating (105.37) and fourth in the country in passing yards allowed per game (172.3).
- Produced two All-ACC selections in 2019, as A.J. Terrell earned a first-team selection, while Kendrick earned a second-team selection after transitioning to the position only six months prior to the season.
- Placed both 2018 starting corners on the All-ACC team, including Trayvon Mullen's second-team selection and Terrell's third-team nod. Helped both play major roles in Clemson's 44-16 National Championship Game win, as Terrell opened the scoring on a pick-six, and Mullen earned Defensive MVP honors with six tackles, an interception, a sack and a caused fumble.
- Contributed to Clemson's 2018 defense leading the nation in scoring defense (13.1 points per game) for the first time in school history.
- His cornerbacks helped Clemson rank fifth in the nation in pass efficiency defense (106.9) in 2017.
- Coached two First-Team All-ACC defensive backs Jarad Johnson and Cordrea Tankersley in 2016.
- His defensive backs contributed to the 2015 Tigers ranking fourth in the nation in third-down defense.
- Coached first-team All-ACC cornerback Mackensie Alexander, second-team All-ACC safety Jayron Kearse and third-team All-ACC cornerback Cordrea Tankersley in 2015 en route to being named FootballScoop Defensive Backs Coach of the Year.
- Helped the 2014 squad lead the nation in total defense (260.8), while also ranking in the top five in many other statistical categories. Coached first-team All-ACC cornerback Garry Peters that season.

### REED'S COACHING RECORD

Year	School	Position(s)	W-L	Bowl(s)
2000	Richmond	WR,TE,DB	10-3	
2001	Richmond	WR,TE,DB	3-8	
2002	Philadelphia Eagles	DB,ST	12-4	
2003	Philadelphia Eagles	QC	12-4	
2004	Philadelphia Eagles	QC	13-3	
2005	Philadelphia Eagles	QC	6-10	
2006	Philadelphia Eagles	QC	10-6	
2007	NC State	DB	5-7	
2008	NC State	DB	6-7	PapaJohns.com
2009	NC State	DB	5-7	
2010	NC State	DB	9-4	Champs Sports
2011	NC State	DB	8-5	Belk
2012	NC State	DB	7-6	Music City
2013	Clemson	DB	11-2	Orange
2014	Clemson	DB	10-3	Russell Athletic
2015	Clemson	DB	14-1	Orange, CFPNCG
2016	Clemson	DB	14-1	Fiesta, CFPNCG
2017	Clemson	CB	12-2	Sugar
2018	Clemson	CB	15-0	Cotton, CFPNCG
2019	Clemson	CB	14-1	Fiesta, CFPNCG
2020	Clemson	CB	10-2	Sugar
2021	Clemson	CB	10-3	Cheez-It
2022	Clemson	AHC,STC,CB	11-3	Orange
2023	Clemson	AHC,STC,CB	9-4	Gator

Years as a full-time college coach:.....19  
 Winning seasons:.....15  
 Bowl seasons:.....15  
 Record as an assistant coach:.....183-69 (.726)  
 Record at Clemson:.....130-22 (.855)

- His defensive backs combined for 15 interceptions in 2013. Bashaud Breeland, who had a team-tying-high four interceptions and 74 tackles, was a second-team All-ACC selection and a fourth-round draft pick.
- His defensive backs helped Clemson finish 10th in the nation in turnovers forced (30) in 2013.
- Was the defensive backs coach at NC State for six seasons (2007-12).
- Coached NC State All-American David Amerson, who ranked third in ACC history in career interceptions (18). As a professional coach with the Philadelphia Eagles, he worked with former Clemson All-American and nine-time Pro Bowl selection Brian Dawkins.
- Helped the Wolfpack to four bowl games in his six years with the program. That includes 2012, when NC State beat a top-five Florida State team and played Vanderbilt in the Music City Bowl.
- Three times in his last five years in Raleigh, NC State finished in the top 20 in the nation in interceptions.
- The 2011 NC State squad had 27 interceptions, the most by an FBS school since 2003, when Nebraska had 32. The total tied for second most in ACC history and the most since 1994, when Virginia had 27.
- In 2011, Amerson had 13 interceptions to lead the nation, five more than any other player. It tied for the third-most interceptions in NCAA history. Amerson also led the nation in interception return yards (205). Amerson was a unanimous All-American in 2011, when he was also a Thorpe Award finalist and won the Jack Tatum Award.
- In addition to Amerson, Reed also coached four different all-conference players at NC State across six seasons.
- Played on three bowl teams that finished with top-25 AP rankings, including the 1993 season when Boston College upset top-ranked Notre Dame in South Bend.
- Played three seasons for Tom Coughlin, who went on to win two Super Bowl championships with the New York Giants, and his senior year for Dan Henning, who also went on to coach in the NFL.
- Was the last selection of the 1995 NFL Draft by the Carolina Panthers and played two seasons (1995-96) for that team, including the 1995 team that played its home games at Memorial Stadium. He also played for the NFL Europe team in Frankfurt and was team captain of the 1999 team that won the World Bowl.



# ASSISTANT COACHES



## MICKEY CONN

- **CO-DEFENSIVE COORDINATOR • SAFETIES**
- **9<sup>TH</sup> SEASON ON CLEMSON STAFF**
- **ALABAMA '95**

- Became Clemson's full-time assistant coach for safeties in January 2017.
- Spent most of 2021 as Special Teams Coordinator before moving to Co-Defensive Coordinator before the 2021 Cheez-It Bowl.
- Oversaw a 2023 unit that helped Clemson finish eighth nationally in both total defense and passing defense and tie for the national lead in takeaways (28).
- Mentored Khalil Barnes to Freshman All-America honors in 2023 as Barnes became the first Clemson player in the Dabo Swinney era to record multiple forced fumbles (three) and multiple interceptions (three) in a freshman season. Barnes was one of only two FBS players — and was the only FBS freshman — to record three or more interceptions, three or more forced fumbles and a scoop-and-score in 2023.
- Helped the Tigers to another top-25 finish in points allowed per game (20.9) in 2022, as four of his safeties ranked among Clemson's top 10 tacklers on the season.
- In 2021, led Andrew Mukuba to become the first Tiger freshman defensive back to start a season opener since the NCAA instituted permanent freshman eligibility in 1972. Mukuba was a Freshman All-American and ACC Defensive Rookie of the Year in helping Clemson finish second in the country in scoring defense (14.8).
- Guided Nolan Turner to a second-team All-America and second-team All-ACC selection in 2020. Turner's three picks led Clemson as the Tigers finished in the top 10 in the nation in interceptions.
- Oversaw a veteran unit in 2019 that included seniors Tanner Muse and K'Von Wallace, who earned first- and third-team All-ACC honors, respectively, in helping Clemson allow an opponent passer rating of 105.37, the second-lowest in the country. It was Clemson's

### THE CONN FILE

#### PLAYING EXPERIENCE

Lettered at Alabama under head coach Gene Stallings from 1992-94 ... member of the team in 1990 and 1991.

#### BOWL PARTICIPATION AS A PLAYER

1991 Blockbuster Bowl ... 1993 Sugar Bowl vs. Miami (Fla.) ... 1993 Gator Bowl ... 1995 Citrus Bowl.

#### EDUCATION

Earned a bachelor's degree from Alabama in 1995 ... earned a master's degree from Ball State in 2006.

#### PERSONAL DATA

Born Oct. 9, 1971 ... he and his wife, Halie, have two sons, Brodey and Spencer ... Brodey is on the 2024 Tiger team.

best ranking in opponent passer rating since leading the country in that category in 2014.

- Shared 2019 FootballScoop Defensive Backs Coach of the Year honors with Cornerbacks Coach Mike Reed.
- Muse was a Thorpe Award semifinalist and third-team AP All-American in 2019 who became the first Clemson defensive back to earn All-America status from the Associated Press since cornerback Cordrea Tankersley's third-team selection in 2016. Muse was the first Clemson safety to earn AP All-America honors since Jayron Kearse in 2015.
- With Muse and Turner in 2019 and 2020, respectively, Clemson had a safety honored by NCAA-recognized All-America selectors in consecutive seasons for the first time since 1981 and 1982, when Terry Kinard parlayed first-team honors by AP and FWAA in 1981 into unanimous All-American honors in the 1982 season.

### CONN'S COACHING RECORD

Year	School	Position(s)	W-L	Bowl(s)
1996	Alabama	GA	10-3	Outback
1997	Alabama	GA	4-7	
2016	Clemson	SDA	14-1	Fiesta, CFPNCG
2017	Clemson	S	12-2	Sugar
2018	Clemson	S	15-0	Cotton, CFPNCG
2019	Clemson	S	14-1	Fiesta, CFPNCG
2020	Clemson	S	10-2	Sugar
2021	Clemson	STC,S	9-3	
	Clemson	Co-DC,S	1-0	Cheez-It
2022	Clemson	Co-DC,S	11-3	Orange
2023	Clemson	Co-DC,S	9-4	Gator

Years as a full-time college coach: .....7  
 Winning seasons: .....7  
 Bowl seasons: .....7  
 Record as an assistant coach: .....81-15 (.844)  
 Overall on-staff record at Clemson: .....95-16 (.856)

- Helped Clemson's 2019 defense hold opponents under 300 yards in each of the first 12 games of the season, the first unit on record since 1996 to do so. Clemson finished in the Top 10 in total defense (228.3 yards per game) for a sixth straight season, the longest active streak in the country.
- Produced a second-team All-ACC honoree in Muse and an Honorable Mention selection in Wallace in 2018, as the 15-0 national title squad led the nation in scoring defense (13.1 points per game).
- His safeties helped Clemson rank fifth in the nation in pass efficiency defense (106.9) in 2017.
- Served as senior defensive analyst in 2016, helping the Tigers to the program's second national championship with a victory over his alma mater, Alabama.
- Contributed to a 2016 Clemson defense that finished tied for first in the nation in fewest passing yards allowed per attempt (5.6) and fourth in passing efficiency defense (100.2). Clemson was also sixth in interceptions (20) and eighth in total defense (311.5).
- Came to Clemson after 16 seasons as head coach at Grayson (Ga.) High School. The Rams were 137-48 with seven region titles, a state championship in 2011 and a state semifinal playoff appearance in 2015.
- Grayson High School finished in the top 25 in the nation four times, including No. 3 in 2011. It reached the No. 1 ranking in the nation twice during his tenure.
- Began his coaching career at Grayson High School on March 21, 2000, and started his career at Clemson on March 21, 2016.
- Owned the most victories at the highest classification in the state of Georgia before he came to the Clemson football program.
- Inducted into the Gwinnett County (Ga.) Sports Hall of Fame in 2019.
- Coached several former Clemson players at Grayson High School, including running back Wayne Gallman, cornerback Ryan Carter, quarterback (and nephew) Chase Brice and quarterback Nick Schuessler. Also coached current Clemson running back Phil Mafah in the Gwinnett Football League from age 7 through seventh grade.
- Coached at his alma mater, South Gwinnett High School, in 1998 and 1999. David Greene, who went on to start four years at Georgia, was his quarterback.
- Former graduate assistant coach at Alabama in 1996 and 1997. He was on staff when Dabo Swinney was a full-time coach with the Crimson Tide. Alabama was 10-3 and went to the Outback Bowl in 1996 with Conn and Swinney on staff.
- Was a teammate of Swinney at Alabama, as they were both on its 1992 national title squad under Head Coach Gene Stallings. Conn lettered during the 1992, 1993 and 1994 seasons, but was on the team from 1990-94. He redshirted during his freshman season.
- Earned a bachelor's degree from Alabama in 1995.
- Earned a master's degree from Ball State in 2006.



# ASSISTANT COACHES



## WES GOODWIN

- DEFENSIVE COORDINATOR • LINEBACKERS
- 13<sup>TH</sup> SEASON ON CLEMSON STAFF
- MISSISSIPPI STATE '07

- Formally named Clemson's defensive coordinator and linebackers coach on Dec. 14, 2021 prior to the win over Iowa State in the 2021 Cheez-It Bowl.
- Though in his third full season in an on-field role at Clemson, the 2024 season will be his 13th overall season across two tenures with the Tigers.
- Clemson's 2023 defense tied for the national lead in takeaways (28), defensive touchdowns (five) and pick-sixes (four). The production in the latter two categories tied school records set in 1990.
- Clemson also ranked in the Top 10 nationally in first downs allowed per game (14.2, third), opponent passing yards per game (173.2, eighth), yards per game (287.8, eighth) and interceptions (16, T-10th) in 2023.
- Served as the position coach for Jeremiah Trotter Jr., a 2022 and 2023 All-American who became Clemson's first multi-time All-America linebacker since Keith Adams in 1999 and 2000. Trotter exited Clemson as one of only four Power Five players in a 20-season span to record 10+ sacks, 4+ interceptions, 3+ forced fumbles and multiple pick-sixes.
- In 2023, Trotter became the sixth Butkus Award finalist in school history when he had a team-high 88 tackles, a team-best 15.0 tackles for loss, 5.5 sacks, six pass breakups, two forced fumbles and two interceptions (including a 28-yard pick-six). Trotter and fellow linebacker Barrett Carter were two of five Clemson defensive players to earn All-ACC recognition in 2023.
- In his first full season as defensive coordinator in 2022, Clemson ranked in the Top 25 nationally in points allowed per game (22nd, 20.9), rushing yards

### THE GOODWIN FILE

#### EDUCATION

Earned undergraduate degree in business administration from Mississippi State in 2007 and added a master's degree in business administration from Mississippi State in 2009.

#### PERSONAL DATA

Born Dec. 28, 1984 ... married to his wife, Jennalee, and has two children: Emma and Allie.

- allowed per game (13th, 102.7), yards allowed per carry (9th, 3.25), sacks (T-4th, 44), tackles for loss (2nd, 111) and passes defended (9th, 77).
- Guided Carter and Trotter to All-America honors in 2022, while fellow linebacker Trenton Simpson went on to become a Top 100 pick in the 2023 NFL Draft.
- With his performance in 2022, Carter joined Butkus Award winners Isaiah Simmons and Nakobe Dean among a short list of Power Five players to reach 10 tackles for loss, five sacks, two forced fumbles and two interceptions in a season since 2019. Trotter was one of only three Power Five players in 2022 to reach at least 13 tackles for loss, six sacks and return an interception for a touchdown, joining two-time Nagurski Award winner Will Anderson Jr. of Alabama and national championship participant Dee Winters of TCU.
- Served in a critical off-field role for former Defensive Coordinator Brent Venables as a defensive analyst from 2012-14 and as senior defensive assistant from 2018-21, overseeing defensive breakdowns and op-

### GOODWIN'S COACHING RECORD

Year	School	Position(s)	W-L	Bowl(s)
2009	Clemson	GA	9-5	Music City
2010	Clemson	GA	6-7	Meineke Car Care
2011	Clemson	GA	10-4	Orange
2012	Clemson	DA	10-2	
	Clemson	DB	1-0	Chick-fil-A
2013	Clemson	DA	11-2	Orange
2014	Clemson	DA	10-3	Russell Athletic
2015	Arizona Cardinals	Asst. to HC	13-3	
2016	Arizona Cardinals	Asst. to HC	7-8-1	
2017	Arizona Cardinals	Asst. to HC	8-8	
2018	Clemson	SDA	15-0	Cotton, CFPNGC
2019	Clemson	SDA	14-1	Fiesta, CFPNGC
2020	Clemson	SDA	10-2	Sugar
2021	Clemson	SDA	9-3	
	Clemson	DC, LB	1-0	Cheez-It
2022	Clemson	DC, LB	11-3	Orange
2023	Clemson	DC, LB	9-4	Gator

Full seasons as a full-time college coach:.....2  
 Winning seasons as a full-time college coach:.....2  
 Bowl seasons as a full-time college coach:.....2  
 Record as a full-time assistant coach (NFL/NCAA)...50-26-1 (.656)  
 On-field assistant record at Clemson:.....22-7 (.759)  
 Overall on-staff record at Clemson:.....126-36 (.778)


ponent scouting, assisting with on-campus recruiting and also serving as one of the program's primary liaisons to NFL scouting personnel and coaches.

- First arrived at Clemson in 2009, serving as a graduate assistant from 2009-11.
- Joined the staff on a full-time basis in 2012 and oversaw the team's secondary for its 2012 Chick-fil-A Bowl win against LSU.
- In 2014, in the final season of his first stint at Clemson, Clemson finished as the nation's top-ranked unit in total defense, third down percentage, first downs allowed and tackles for loss, all while ranking in the top five in many other statistical categories.
- Between his stints at Clemson, Goodwin spent three years with the NFL's Arizona Cardinals, serving as an assistant to head coach Bruce Arians from 2015-17.
- Cardinals squads for which Goodwin worked compiled a 28-19-1 record, including a 13-3 NFC West championship season in 2015 in which Arizona reached the NFC Championship Game.
- Said Arians upon Goodwin's promotion to defensive coordinator at Clemson: "Wesley is one of the best young defensive minds I've had the opportunity to work with. He was with my staff for three years in Arizona and I saw him grow defensively, and offensively, that whole time. He has a bright, bright future."
- Began his athletic coaching career as a baseball manager at Mississippi State under legendary NCAA baseball coach Ron Polk before transitioning to football.
- Served as a student assistant and graduate assistant for the Bulldogs, working alongside head coach Sylvester Croom, defensive coordinator Ellis Johnson and offensive coordinator (and current Clemson Chief of Football Administration) Woody McCorvey.
- Earned his undergraduate degree from Mississippi State in 2007 and his master's degree in 2009.
- Said Head Coach Dabo Swinney upon Goodwin's promotion in December 2021: "All I can tell you is Wes Goodwin is special... Wes has worked with the best of the best. He got his start with Ellis Johnson, and I worked with Ellis at Alabama; Ellis is one of the best. He worked with Kevin Steele; Kevin is one of the best. And then he's been around some great ones in the NFL. Spent time with Sylvester Croom as well. He and I [smiling] have both done a tour of duty with Bruce [Arians]... We've always had that connection, and Bruce has tried to take him back, but we were able to hang on to him. He's worked obviously with Brent [Venables], so he has a wealth of experience that I think he will tap into and do it his way."
- Native of Grove Hill, Ala.





# ASSISTANT COACHES



## TYLER GRISHAM

- **RECRUITING COORDINATOR • WIDE RECEIVERS**
- **11<sup>TH</sup> SEASON ON CLEMSON STAFF**
- **CLEMSON '09**

- Named as Clemson's full-time wide receivers coach on Feb. 6, 2020 and added the role of recruiting coordinator following the 2021 season.
- Though in his fifth season as a full-time coach, he is entering his 15th overall season in a variety of roles at Clemson, including four as a player (2005-08), two as a graduate assistant (2014-15) and four as an offensive analyst (2016-19).
- In addition to serving as an offensive analyst, he served as assistant camp director in 2018 and 2019.
- Produced a Freshman All-American for a second straight year in 2023 after Tyler Brown led Clemson in receptions (52) and receiving yards (531) and finished second in the ACC, fourth in the Power Five and seventh in the nation in receptions among freshmen.
- Led Antonio Williams to freshman All-America honors by ESPN, On3, Pro Football Focus and The Athletic in 2022, as he had 56 receptions for 604 yards and four touchdowns. His 10 starts were the most by a Tiger true freshman wideout since Sammy Watkins in 2011, and he became the first true freshman to lead Clemson in receiving yards since Justyn Ross in 2018 and the first to lead in receptions since Artavis Scott in 2014.
- Was a steadying force for a 2021 receiver corps that dealt with significant injuries and attrition that resulted in Clemson playing the latter portion of the season without seven scholarship receivers. Clemson had 25 different players, including 13 different wide receivers, catch a pass in 2021, the most in the Swinney era.

### THE GRISHAM FILE

#### PLAYING EXPERIENCE

Lettered four years (2005-08) as a wide receiver at Clemson ... strength & conditioning All-American (2007) ... four-year NFL veteran with the Steelers (2009-11) and Broncos (2012).

#### BOWL PARTICIPATION AS A PLAYER

2005 Champs Sports Bowl ... 2006 Music City Bowl ... 2007 Chick-fil-A Bowl ... 2008 Gator Bowl.

#### EDUCATION

Degree in business administration and management from Clemson in 2009 ... master's degree in human resource development in 2016.

#### PERSONAL DATA

Born June 11, 1987 ... he and his wife, Maggie, have three children, Lilla, Davis & Mary Gwynne.

- Despite fielding a 2020 unit that was without three of its top four outside receivers for the majority of the season, helped Clemson produce a school-record 348.5 passing yards per game, surpassing the 333.9 passing yards per game averaged by Clemson's 2016 national championship squad.
- Produced two All-ACC performers in his first season in 2020, placing Amari Rodgers on the first team and Cornell Powell on the third team. Clemson was one of only two schools with multiple selections at receiver.

### GRISHAM'S COACHING RECORD

Year	School	Position(s)	W-L	Bowl(s)
2014	Clemson	GA	10-3	Russell Athletic
2015	Clemson	GA	14-1	Orange, CFPNCG
2016	Clemson	OA	14-1	Fiesta, CFPNCG
2017	Clemson	OA	12-2	Sugar
2018	Clemson	OA	15-0	Cotton, CFPNCG
2019	Clemson	OA	14-1	Fiesta, CFPNCG
2020	Clemson	WR	10-2	Sugar
2021	Clemson	WR	10-3	Cheez-It
2022	Clemson	RC,WR	11-3	Orange
2023	Clemson	RC,WR	9-4	Gator

Years as a full-time college coach: ..... 4  
 Winning seasons: ..... 4  
 Bowl seasons: ..... 4  
 Record as an on-field coach: ..... 64-16 (.800)  
 Record as a full-time assistant coach: ..... 40-12 (.769)  
 Overall on-staff record at Clemson: ..... 119-20 (.856)

- Helped Powell become one of the breakout stars of 2020 as a fifth-year senior, helping him record career highs in receptions (53), receiving yards (882), receiving touchdowns (seven) after entering 2020 with 40 career receptions for 329 yards and three touchdowns in his first four years from 2016-19.
- Served as Clemson's interim wide receivers coach for portions of the team's bowl preparation in 2019 after Co-Offensive Coordinator/Wide Receivers Coach Jeff Scott was announced as the new head coach at USF. Scott returned after the early signing period to coach through the College Football Playoff.
- Helped Clemson to a 32-19 record and four bowl appearances as a player from 2005-08, then helped the program to a 79-8 record and 10 bowl appearances in six years as a support staff member from 2014-19 for a combined 111-27 record at Clemson in playing and support staff roles before his hire as receivers coach.
- Served as an added resource for a staff that has produced Clemson's illustrious line of wide receivers while in a support role. During his time as a graduate assistant and offensive analyst from 2014-19, Clemson produced five receivers — Artavis Scott (2014,15,16), Mike Williams (2014,16), Deon Cain (2017), Hunter Renfrow (2017,18), Tee Higgins (2018,19) — who earned 10 All-ACC selections.
- Prior to his full-time hire, six of Clemson's 10 most-prolific passing yardage seasons at the time had come during his time on Clemson's support staff.
- Said Head Coach Dabo Swinney of Grisham's hiring as the full-time wide receivers coach: "I'm just super excited for Grish. There's never been a guy more prepared to be the receivers coach at Clemson than Tyler Grisham. He had a great four-year career here. Clemson fans certainly loved him. He had a lot of big moments and went on and grinded out a four-year NFL career... He's ready and is going to do an unbelievable job for us. He's going to be special."
- Is a 2009 graduate of Clemson University, earning his bachelor's in business administration and management. He later earned a master's from Clemson in human resource development in 2016. He is one of four on-field Clemson assistant coaches with at least one degree from Clemson, joining Nick Eason (2001), C.J. Spiller (2009) and Kyle Richardson (M.S. 2020).
- Was a four-year letterman for the Tigers from 2005-08. He finished his career with 132 receptions for 1,390 yards and eight touchdowns.
- Signed with the Pittsburgh Steelers as a free agent in 2009, appearing in four games that season. He served on the Steelers' practice squad in the 2010 and 2011 seasons and with the Denver Broncos' practice squad in 2012.
- Native of Birmingham, Ala., who was an all-region selection while playing wide receiver, tailback, quarterback and defensive back at Spain Park High School in Hoover, Ala.



# ASSISTANT COACHES



## KYLE RICHARDSON

- **PASSING GAME COORDINATOR • TIGHT ENDS**
- **9<sup>TH</sup> SEASON ON CLEMSON STAFF**
- **APP STATE '01**

- Formally named as passing game coordinator and tight ends coach on Dec. 14, 2021 prior to Clemson's win over Iowa State in the 2021 Cheez-It Bowl.
- Though entering his third full season in an on-field role at Clemson, 2024 will represent his ninth season on Clemson's staff.
- Led Jake Briningstool to a career year and an All-ACC selection in 2023, as Briningstool's 50 receptions tied the single-season school record for receptions by a tight end set by Dwayne Allen in 2011. Briningstool's career-high 498 receiving yards finished two yards shy of being the first 500-yard season by a Clemson tight end since Jordan Leggett in 2016.
- In 2023, Briningstool set Clemson single-game records for a tight end in receiving yards vs. Miami (126) and receptions vs. Kentucky (record-tying nine). Three of Clemson's top four single-game receiving yardage totals by the tight ends unit under Dabo Swinney came in the final seven games of 2023.
- In his first full season as Clemson's passing game coordinator and tight ends coach in 2022, helped his tight ends group record 67 catches, 748 yards and 10 touchdowns. The 67 catches were the unit's most under Dabo Swinney, and its 10 touchdowns matched its unit-high mark from the 2011 and 2012 seasons.
- Helped Davis Allen post career highs in receptions (39), receiving yards (443) and touchdowns (five) in 2022 en route to third-team All-ACC honors while Jake Briningstool accrued 285 yards and four touchdowns on 25 receptions.

### THE RICHARDSON FILE

#### EDUCATION

Degree in history from Appalachian State in 2001 ... earned master's degree in educational leadership from California University ... also has a master's degree in athletic leadership from Clemson.

#### PERSONAL DATA

Born April 22, 1978 ... married to his wife, Amanda, and has two daughters, Lexi and Presley, and a son, Cooper ... Amanda is a Senior Associate Athletic Director at Clemson.

- Guided Allen and Briningstool as Clemson became one of eight FBS teams — and one of only five in the Power Five — to have multiple tight ends catch at least four touchdown passes in 2022 (Ball State, Kansas, North Carolina, Penn State, SMU, Utah and Western Kentucky).
- Served in numerous capacities at Clemson prior to assuming his current position, including tenures as Senior Offensive Assistant and Director of Player Development and Freshman Transition.
- Was a key off-field contributor to Clemson's offensive success in support staff roles during the 2016-21 seasons. Clemson's balanced offensive attack resulted in the Tigers being one of only three teams in the country with at least 16,000 cumulative rushing yards and at least 23,000 total passing yards across those six seasons.

### RICHARDSON'S COACHING RECORD

Year	School	Position(s)	W-L	Bowl(s)
2005	SE Louisiana	WR	4-6	
2006	SE Louisiana	WR	2-9	
2016	Clemson	Sr. OA	14-1	Fiesta, CFPNCG
2017	Clemson	Sr. OA	12-2	Sugar
2018	Clemson	Sr. OA	15-0	Cotton, CFPNCG
2019	Clemson	Sr. OA	14-1	Fiesta, CFPNCG
2020	Clemson	Dir. PD	10-2	Sugar
2021	Clemson	Spec. Asst.	9-3	
		PGC, TE	1-0	Cheez-It
2022	Clemson	PGC, TE	11-3	Orange
2023	Clemson	PGC, TE	9-4	Gator

Full seasons as a full-time college coach:.....4  
 Winning seasons:.....2  
 Bowl seasons:.....2  
 Record as high school head coach:.....58-13 (.817)  
 Full-time record at Clemson:.....21-7 (.750)  
 Overall on-staff record at Clemson:.....95-16 (.856)

- During his six years on the support staff, helped serve as an additional resource to then-Quarterbacks Coach Brandon Streeter, as the corps produced Heisman Trophy finalists Deshaun Watson and Trevor Lawrence.
- Part of support staff during Lawrence's career 34-2 record as a starter, as the Georgia native became the winningest quarterback in Tiger history and posted the third-best winning percentage (.944) by a starting quarterback with at least 30 career starts since Division I split in 1978, trailing only Ken Dorsey (.950) and Matt Leinart (.949). Lawrence would go on to become the No. 1 pick in the 2021 NFL Draft.
- Served in both football and administrative support roles in 2020 when he was Director of Player Development & Freshman Transition and played a key role in the on-boarding and assimilation of the highly touted 2020 class into Clemson's program.
- Prior to coming to Clemson, was one of South Carolina's most successful high school coaches during his tenure at Northwestern High School in Rock Hill, S.C.
- As head coach from 2011-15, led the Trojans to a 58-13 (.817) record, including four region championships, three state title game appearances and state championships in both 2013 and 2015.
- Led a Northwestern program that produced NFL quarterback Mason Rudolph, NFL wide receiver Cordarrelle Patterson, former Clemson defensive end Logan Rudolph and former Tennessee quarterback Justin Worley. Also coached NFL tight end Jared Cook during his time at North Gwinnett (Ga.) High School.
- Helped Northwestern to a record of 107-24 (.817) with eight Region III championships and three state championships in his nine total seasons with the program from 2007-15, including his time as offensive coordinator (2007-10) and head coach (2011-15).
- Part of two undefeated seasons at Northwestern, including a 15-0 year as offensive coordinator in 2010 and a 15-0 campaign as head coach in 2013.
- Inducted into the York County Sports Hall of Fame in 2019 as one of six members in an induction class.
- Earned his undergraduate degree from Appalachian State in 2001.
- Has two master's degrees, including a 2020 master's degree in athletic leadership from Clemson.
- Began his coaching career with assistant coaching positions at Lee County High School in Sanford, N.C., Avery County High School in Newland, N.C. and North Gwinnett High School in Georgia.
- Said Head Coach Dabo Swinney upon Richardson's promotion to his current role: "Kyle was one of the best high school coaches in the entire Southeast... He has got a great acumen for football. He brings great leadership ability from being a head coach for a long time. This is a great next step for him. He's done a lot of different things within our program in support staff roles, and I'm just really excited to see him have this opportunity."





# ASSISTANT COACHES



## GARRETT RILEY

- OFFENSIVE COORDINATOR • QUARTERBACKS
- 2<sup>ND</sup> SEASON ON CLEMSON STAFF
- TEXAS TECH '12

- Announced as Clemson's offensive coordinator/quarterbacks coach on Jan. 13, 2023.
- Led Clemson to a No. 15 national rank in first downs per game (23.4), ninth-best in Clemson history, in 2023. Clemson's 76.8 plays per game represented its highest average since 2016 (81.4), and Clemson finished fifth in the nation in average time of possession per game (33:19), its highest ranking and largest average since 1989.
- Helped Cade Klubnik complete 290-of-454 passes, the fourth-most pass completions in a single season in Clemson history, in Klubnik's first full season as a starter in 2023.
- Joined Clemson from TCU, where he served as the team's offensive coordinator/quarterbacks coach in helping lead the Horned Frogs to a 13-2 record, a Fiesta Bowl title and a berth in the College Football Playoff National Championship Game in 2022.
- Arrived at TCU following a 2021 campaign in which the Horned Frogs finished 5-7 and produced the nation's 65th-ranked scoring offense. In his lone season in Fort Worth, he transformed the unit into the nation's ninth-ranked scoring offense at 38.8 points per game. The explosive group led the FBS with 22 plays from scrimmage of 50 yards or more.
- Honored with the 2022 Broyles Award, presented annually to the nation's top assistant coach. With Riley's arrival, three of the seven Broyles Awards winners from 2016-22 will have served as a coordinator on Clemson's staff, joining 2016 winner Brent Venables and 2017 winner Tony Elliott. He joined his brother,

### THE RILEY FILE

#### PLAYING EXPERIENCE

Played quarterback at Texas Tech (2008-09) and Stephen F. Austin (2010) ... helped Lumberjacks to a Southland Conference championship and a 9-3 record under Head Coach (and former Clemson defensive tackle) J.C. Harper in 2010.

#### BOWL PARTICIPATION AS A PLAYER

2008 Cotton Bowl ... 2009 Alamo Bowl.

#### EDUCATION

Degree in general business from Texas Tech in 2012.

#### PERSONAL DATA

Born Sept. 11, 1989 ... he and his wife, Lindsay, have two sons, Gibson and Greyson ... younger brother of Southern California Head Coach Lincoln Riley.

2015 winner Lincoln Riley, to make them the only brother duo in the award's history to earn the honor.

- Led TCU quarterback Max Duggan to the Davey O'Brien Award as the nation's top quarterback, a runner-up finish in Heisman Trophy voting, All-America honors from several selectors and Big 12 Offensive Player of the Year.
- Served two seasons at SMU from 2020-21 in the same role. His offenses with the Mustangs finished in the top 15 in the nation in both scoring offense and total offense in both seasons and helped garner postseason accolades for quarterbacks Shane Buechele and Tanner Mordecai.

### RILEY'S COACHING RECORD

Year	School	Position(s)	W-L	Bowl(s)
2012	Augustana (Ill.)	RB	5-5	
2013	East Carolina	GA	10-3	Beef O'Brady's
2014	East Carolina	GA	8-5	Birmingham
2015	East Carolina	OWR	5-7	
2016	Kansas	OA	2-10	
2017	Kansas	QB	1-11	
2018	Kansas	TE/FB	3-9	
2019	App State	RB	13-1	New Orleans
2020	SMU	OC, QB	7-3	Frisco^
2021	SMU	OC, QB	8-4	Fenway^
2022	TCU	OC, QB	13-2	Fiesta, CFPNG
2023	Clemson	OC, QB	9-4	Gator

^ - game canceled amid COVID-19 pandemic

Years as an on-field coach (incl. GA years): .....11  
 Winning seasons: .....7  
 Bowl seasons as on-field coach: .....7  
 Record as an on-field coach: .....82-54 (.603)  
 Record at Clemson: .....9-4 (.692)

- In his three years as an offensive coordinator prior to his arrival at Clemson, all three offenses finished in the top 15 nationally in scoring offense. His units as coordinator at SMU and TCU from 2020-22 combined would have ranked third in the nation in points per game in that span at 38.6 points per game, trailing only Ohio State (44.0) and Alabama (43.0) in that stretch.
- Riley's combined SMU and TCU squads would have also ranked fifth in total touchdowns, sixth in offensive plays of 30-plus yards and 11th in yards per play across the 2020-22 seasons.
- Spent the 2019 season as the running backs coach at App State. The Mountaineers compiled a 13-1 record including a Sun Belt Conference title and a win in the New Orleans Bowl.
- Mentored Appalachian State's Darrynton Evans to Sun Belt Offensive Player of the Year honors. Evans totaled 1,740 all-purpose yards, including 1,250 rushing yards and 20 touchdowns that year before later becoming a third-round selection of the Tennessee Titans in the 2020 NFL Draft.
- Spent three seasons at Kansas from 2016-18 in various capacities. He joined the Jayhawks as an offensive analyst in 2016 before transitioning to an on-field role as the team's quarterbacks coach in 2017 and its tight ends/fullbacks coach in 2018.
- Made his FBS debut at East Carolina from 2013-15. After spending his first two seasons as a graduate assistant, he was promoted to Outside Receivers Coach in 2015. That year, East Carolina's Zay Jones caught 98 passes for 1,009 yards as part of the receiver's FBS-record 399 career receptions.
- Began coaching career in 2011, when he served as a passing game assistant and quarterbacks coach at Roosevelt High School in Lubbock, Texas.
- Moved to the collegiate ranks in 2012, helping rebuild an Augustana (Ill.) College program that was 2-8 prior to his arrival into a 5-5 squad that improved its rushing total by 500 yards during his season as the program's running backs coach.
- Played quarterback at Texas Tech from 2008-09 under Head Coach Mike Leach before transferring to Stephen F. Austin for the 2010 season. He saw action in 11 games in helping the Lumberjacks to a Southland Conference championship and a 9-3 record under head coach (and former Clemson defensive tackle) J.C. Harper.
- Earned degree in general business from Texas Tech in 2012.
- Native of Muleshoe, Texas, where he was the 2007 Associated Press All-State 2A Offensive Player of the Year after playing a role in four straight playoff appearances for Muleshoe High School.
- Selected to the AFCA 35 Under 35 Coaches Leadership Institute in 2021.



# ASSISTANT COACHES



## MATT LUKE

- OFFENSIVE LINEMEN
- 1<sup>ST</sup> FULL SEASON ON CLEMSON STAFF
- OLE MISS '00

- Joined Clemson in December 2023 with more than 20 years of experience as an offensive line coach, co-offensive coordinator and head coach.
- Coached his first game with Clemson in the 2023 TaxSlayer Gator Bowl, as his offensive line helped power MVP Phil Mafah to a Clemson bowl-record four rushing touchdowns in the victory.
- Said Luke upon his hiring at Clemson: "My family and I are incredibly excited about this opportunity. I have always had tremendous admiration for Dabo Swinney as a man, as a coach and as a leader, and I am excited for the opportunity to help him win another national championship at Clemson."
- Head Coach Dabo Swinney added, "Matt is exactly what we needed with his hire. He brings an incredible résumé and a wealth of experience and has worked with a bunch of great coaches and players over his career. He is very familiar with our footprint in recruiting. I have no doubt he will be a great addition."
- Prior to joining Clemson, most recently served as the assistant head coach/offensive line coach at Georgia from 2020-21, helping the Bulldogs to a 22-3 record in that span and helping guide Georgia in 2021 to its first national championship in 41 years.
- In his two seasons in Athens, his players accounted for three All-SEC honors and four NFL Draft picks.
- Prior to his stint at Georgia, he had mentored 42 all-conference selections and 27 NFL Draft picks from 1999-2019, including first-round selections Laremy Tunsil and Laken Tomlinson.

### THE LUKE FILE

#### PLAYING EXPERIENCE

Four-year letterman at center for Ole Miss from 1995-98 ... started 33 career games for the Rebels ... two-time Academic All-SEC pick selected as team captain in 1998.

#### BOWL PARTICIPATION AS A PLAYER

1997 Motor City Bowl ... 1998 Independence Bowl.

#### EDUCATION

Degree in business administration from Ole Miss in 2000.

#### PERSONAL DATA

Born Oct. 29, 1976 ... married to his wife, Ashley, with whom he has two sons, Harrison and Cooper.

- Spent eight years (2012-19) at Ole Miss, serving initially as its assistant head coach/offensive line coach from 2012-16 prior to being elevated to interim head coach in the weeks leading up to the 2017 season.
- Faced the daunting challenge of taking over as Ole Miss' head coach a week before 2017 fall camp, but his Rebels responded by posting a 6-6 record and winning three of their final four games, leading to the removal of the interim tag from his title.
- During his Ole Miss tenure, he guided tackle Laremy Tunsil to three All-SEC honors en route to Tunsil's selection as the No. 13 overall pick in the 2016 NFL Draft, Ole Miss' highest-selected offensive lineman in more than 60 years.

### LUKE'S COACHING RECORD

Year	School	Position(s)	W-L	Bowl(s)
1999	Ole Miss	GA	8-4	Independence
2000	Murray State	OL	6-5	
2001	Murray State	OL	4-6	
2002	Ole Miss	OL,TE	7-6	Independence
2003	Ole Miss	OL,TE	10-3	Cotton
2004	Ole Miss	OL,TE	4-7	
2005	Ole Miss	OL,TE	3-8	
2006	Tennessee	OL,TE	9-4	Outback
2007	Tennessee	OL,TE	10-4	Outback
2008	Duke	Co-OC,OL	4-8	
2009	Duke	Co-OC,OL	5-7	
2010	Duke	Co-OC,OL	3-9	
2011	Duke	Co-OC,OL	3-9	
2012	Ole Miss	AHC,OL	7-6	BBVA Compass
2013	Ole Miss	AHC,OL	8-5	Music City
2014	Ole Miss	AHC,OL	9-4	Peach
2015	Ole Miss	AHC,OL	10-3	Sugar
2016	Ole Miss	AHC,OL	5-7	
2017	Ole Miss	IHC	6-6	
2018	Ole Miss	HC	5-7	
2019	Ole Miss	HC	4-8	
2020	Georgia	AHC,OL	8-2	Peach
2021	Georgia	AHC,OL	14-1	Orange, CFPNGC
2023	Clemson	OL	1-0	Gator

Seasons as a coach or GA (full seasons):.....23  
 Winning seasons as a coach or GA (full seasons):.....12  
 Bowl seasons as a coach or GA (full seasons): .....11  
 Record as an assistant coach or GA: ..... 153-129 (.543)  
 Head coaching record: .....15-21 (.417)  
 Record at Clemson:.....1-0 (1.000)

- Was recognized by 247Sports in 2016 as one of the nation's top recruiters.
- In 2015, his offensive line powered Ole Miss to program records for points (531), touchdowns (68), total offense (6,731), passing yards (4,351) and passing touchdowns (35), among others. The Rebels led the SEC and were top 10 nationally in scoring (40.8), total offense (517.8 yards per game) and passing (334.7 yards per game).
- Luke's prized pupils on Ole Miss's offensive line were Tunsil, who twice earned All-SEC twice and was taken in the first round of the 2015 NFL Draft, and Fahn Cooper, who was drafted by San Francisco in 2016. Both linemen collected the Kent Hull Trophy, sponsored by the Mississippi Sports Hall of Fame, which goes annually to the state's outstanding offensive lineman.
- Began his coaching career at Ole Miss, his alma mater, in 1999 as a student assistant coach.
- Served as Murray State's offensive line coach from 2000-01.
- Returned to Ole Miss in 2002 to oversee the offensive line and tight ends from 2002-05 under head coaches David Cutcliffe and Ed Orgeron.
- In 2006, reunited with Cutcliffe at Tennessee, serving as the Volunteers' offensive line and tight ends coach for two seasons. In that time, he helped the Vols to a 19-8 record and a division title while also serving as recruiting coordinator for Tennessee's top-five recruiting class in 2007.
- Followed Cutcliffe to Duke in 2008, serving as the Blue Devils' co-offensive coordinator and offensive line coach. His offensive line ranked among the ACC's top five in fewest sacks allowed throughout his tenure, including finishing third in 2009 and 2010.
- Played collegiately at Ole Miss as a center from 1995-98 and earned his degree in business administration in 2000.
- Started 33 career games for the Rebels and was voted as a team captain in 1998 in helping lead the team to a 7-5 record and an Independence Bowl victory against Texas Tech.
- Was a two-time Academic All-SEC selection as a student-athlete.
- Native of Gulfport, Miss.





# ASSISTANT COACHES



## CHRIS RUMPH

- DEFENSIVE ENDS
- 6<sup>TH</sup> FULL SEASON ON CLEMSON STAFF
- SOUTH CAROLINA '94

- Returned to Clemson in December 2023 with more than 25 years of coaching experience at the high school, college and NFL levels.
- Coached his first game back at Clemson in the 2023 TaxSlayer Gator Bowl.
- Spent the previous four years in the NFL after 17 years of Division I experience from 2003-19 with some of the biggest name brands in college football. As a college coach, he has coached 25 NFL Draft picks, including first-round selections Gaines Adams, Taven Bryan and Malcom Brown.
- In his first stint at Clemson during the 2006-10 seasons, he contributed to the success of two of the most decorated defensive ends in program history. In 2006, he worked with Adams, who became the second unanimous All-American in program history that season before being selected with the No. 4 overall pick in the 2007 NFL Draft. In 2010, he guided junior Da'Quan Bowers as Bowers led the nation in sacks (15.5) and tackles for loss (26.0) en route to winning both the Nagurski Trophy and the Ted Hendricks Award.
- Said Rumph upon his return: "For me, this is coming home. Clemson is a great fit for me and my family in terms of the town and the quality of the people. The passion of the fan base is second-to-none... Clemson is a program that has won consistently and won at the highest levels under Coach Swinney. I am excited to do my part to return the program where it aspires to be and once again have Clemson in the College Football Playoff and competing for national championships year in and year out."

### THE RUMPH FILE

#### PLAYING EXPERIENCE

Four-year letterman at South Carolina from 1991-94.

#### BOWL PARTICIPATION AS A PLAYER

1994 Carquest Bowl.

#### EDUCATION

Earned his degree in retail management from South Carolina in 1994.

#### PERSONAL DATA

Born Dec. 21, 1971 ... he and his wife, Kila, have two sons: Chris and Elijah ... His son Chris played collegiately at Duke from 2017-20 as an All-America linebacker and now plays for the NFL's Los Angeles Chargers.

- Head Coach Dabo Swinney added, "I wanted someone with NFL experience — and he certainly brings that — and I was looking for the right recruiting fit as someone who grew up in this state and played in this state. We've had a great relationship for a long time now and, honestly, he was a guy that almost came back a couple of other times over the years, but this is the right time and I'm excited to welcome him back and him continuing the great tradition we've had with our defensive ends."
- Rumph spent four years in the NFL, including two as defensive line coach with the Minnesota Vikings across the 2022-23 seasons. He served in the same capacity for the Chicago Bears in 2021, helping the Bears to 49 sacks, fourth-most in the NFL.

### RUMPH'S COACHING RECORD

Year	School	Position(s)	W-L	Bowl(s)
2002	SC State	DB	7-5	
2003	Memphis	OLB	9-4	New Orleans
2004	Memphis	OLB	8-4	GMAC
2005	Memphis	OLB	7-5	Motor City
2006	Clemson	DE	8-5	Music City
2007	Clemson	DE	9-4	Chick-fil-A
2008	Clemson	DE	7-6	Gator
2009	Clemson	DE	9-5	Music City
2010	Clemson	DE	6-7	Meineke Car Care
2011	Alabama	DL	12-1	BCS Championship
2012	Alabama	DL	13-1	BCS Championship
2013	Alabama	DL	11-2	Sugar
2014	Texas	AHC, DL	6-7	Texas
2015	Florida	DL	10-4	Citrus
2016	Florida	DL	9-4	Outback
2017	Florida	Co-DC, DL	4-7	
2018	Tennessee	Co-DC, OLB	5-7	
2019	Tennessee	Co-DC, OLB	8-5	Gator
2020	Houston Texans	OLB	4-12	
2021	Chicago Bears	DL	6-11	
2022	Minnesota Vikings	DL	13-4	
2023	Minnesota Vikings	DL	2-4	
	Clemson	DE	1-0	Gator

Seasons as an NFL or college coach: .....22  
 Winning seasons as an NFL or college coach or GA: .....15  
 Bowl appearances: .....16  
 Record as a college coach or GA: .....149-83 (.642)  
 Record as an NFL coach: .....25-31 (.446)  
 Record at Clemson: .....40-27 (.597)

- Made his NFL coaching debut coaching outside linebackers for the Houston Texans in 2020.
- Oversaw outside linebackers along with co-coordinator duties at Tennessee for the 2018-19 seasons. His arrival coincided with the Vols jumping 74 spots nationally in run defense.
- Served as Florida's defensive line coach from 2015-16 before adding co-defensive coordinator duties in 2017. Helped five Gator defensive linemen become NFL Draft picks across the 2016-18 NFL Drafts: Taven Bryan (2018), Caleb Brantley (2017), Joey Ivie (2017), Alex McCalister (2016) and Jonathan Bullard (2016).
- Served as Texas' assistant head coach and defensive line coach in 2014, helping defensive tackle Malcom Brown earn consensus All-America honors.
- From 2011-13, helped Alabama produce six NFL Draft picks along his defensive line in addition to helping the Crimson Tide bring home national championships in both 2011 and 2012. In both of those national title-winning seasons, Rumph's group contributed to Alabama leading the nation in both total defense and scoring defense.
- Rumph's defensive line helped the Crimson Tide allow just 10.9 points per game, 250.0 yards per game and 76.4 yards rushing per game. Alabama shut out top-ranked LSU in the national title game by a score of 21-0, and Alabama surrendered just five first downs and allowed LSU to cross the 50-yard line just once the entire game.
- A year earlier, Rumph's first Alabama line was part of a unit that allowed just 8.2 points per game and gave up 183.6 total yards per contest, the fewest by an FBS team in records dating to 1996.
- Made his full-time college coaching debut as defensive backs coach at South Carolina State in 2002 before becoming the outside linebackers coach at Memphis from 2003-05.
- Served as head coach at Calhoun (S.C.) County High School from 1997-2001.
- Played at South Carolina, where he was a four-year letterman as a linebacker from 1991-94. He earned a bachelor's degree in retail management from South Carolina in 1994 and later returned to the university as a graduate assistant for the spring of 1997.
- Native of St. Matthews, S.C.



# ASSISTANT COACHES



## C.J. SPILLER

- **RUNNING BACKS**
- **5<sup>TH</sup> SEASON ON CLEMSON STAFF**
- **CLEMSON '09**

- Named as Clemson's running backs coach on Feb. 5, 2021.
- Served as an unpaid coaching intern during the 2020 season
- In 2023, helped both Phil Mafah (965) and Will Shipley (827) exceed 800 rushing yards, marking only the ninth time since 1948 that Clemson has produced multiple 750-yard rushers. It marked the first time two Clemson running backs accomplished the feat since 2006, when Spiller himself was part of such a duo with James Davis.
- Clemson was one of only six schools in 2023 with multiple 800-yard rushers, and Clemson was one of only four to accomplish the feat with multiple running backs rather than one running back and one quarterback.
- In 2022, guided Shipley as he became the first player in ACC history to earn first-team all-conference honors at three different positions (running back, all-purpose and specialist) and be named as one of four finalists for the Paul Hornung Award, given annually to the nation's most versatile player.
- With 15 rushing touchdowns as a sophomore, Shipley joined Clemson's Travis Etienne, Louisville's Lamar Jackson and North Carolina's Giovani Bernard as the only ACC players since 2000 to rush for at least 11 touchdowns in both their freshman and sophomore seasons.
- Also mentored Shipley as the second-year back became Clemson's first Academic All-American since 2012.
- In his first season in an on-field role in 2021, he had two different rushers (Shipley and Kobe Pace) reach 500 rushing yards, giving Clemson multiple 500-yard rushers for the sixth time in a seven-year span.

### THE SPILLER FILE

#### PLAYING EXPERIENCE

Lettered four years (2006-09) as a running back at Clemson ... selected to College Football Hall of Fame Class of 2021 ... Clemson Athletic Hall of Fame class of 2020 inductee ... eight-year NFL veteran selected No. 9 overall by Buffalo in the 2010 NFL Draft.

#### BOWL PARTICIPATION AS A PLAYER

2006 Music City Bowl ... 2007 Chick-fil-A Bowl ... 2008 Gator Bowl ... 2009 Music City Bowl.

#### EDUCATION

Degree in sociology from Clemson in 2009.

#### PERSONAL DATA

Born Aug. 5, 1987 ... married to his wife, Daysha, and has a daughter, Shania, and son, Cade.

- Shipley led Clemson in rushing touchdowns (11), total touchdowns (11), rushing attempts (149) and rushing yards (739) in 2021, becoming the first Clemson player other than Travis Etienne or Wayne Gallman to lead Clemson in rushing since 2013 (Rod McDowell) when Shipley was in fifth grade.
- Shipley's 11 rushing touchdowns passed Spiller (11 in 2006) for the second-most by a Clemson true freshman since 1972 and finished two shy of the Clemson true freshman record (Travis Etienne, 13 in 2017).
- In 2020, assisted the Tiger coaching staff that helped Travis Etienne become a consensus All-American as an all-purpose/athlete selection, becoming the 29th player

### SPILLER'S COACHING RECORD

Year	School	Position(s)	W-L	Bowl(s)
2020	Clemson	Int.	10-2	Sugar
2021	Clemson	RB	10-3	Cheez-It
2022	Clemson	RB	11-3	Orange
2023	Clemson	RB	9-4	Gator

Years as a full-time college coach: ..... 3  
 Winning seasons: ..... 3  
 Bowl seasons: ..... 3  
 Record as an assistant coach: ..... 30-10 (.750)  
 Record at Clemson: ..... 30-10 (.750)  
 Overall on-staff record at Clemson: ..... 40-12 (.769)

ever to earn consensus All-America honors at Clemson and the school's 31st total consensus selection. Spiller and Etienne comprise two of Clemson's three all-time consensus All-Americans at the running back position.

- While on staff in an unpaid role, watched Etienne break Clemson single-season records for a running back in receptions (48) and receiving yards (588) and tie the running back mark for 100-yard receiving games (two) while adding two receiving touchdowns. Etienne joined Stanford's Christian McCaffrey, Oklahoma's Joe Mixon and Penn State's Saquon Barkley as the only Power Five players to post 900 rushing yards and 500 receiving yards in a single season since 2015.
- Stands as one of the most decorated and beloved players in Clemson history from his four-year career as a running back for the Tigers from 2006-09.
- Was selected for induction into the College Football Hall of Fame as a member of the Class of 2021, earning the distinction in only his second year of eligibility.
- Became Clemson's eighth inductee in the College Football Hall of Fame, joining four coaches (John Heisman, Jess Neely, Frank Howard and Danny Ford) and three players (Banks McFadden, Terry Kinard and Jeff Davis). At the time of his selection, Spiller became one of only 1,038 players and 223 coaches immortalized in the Hall, putting him at the time in the top 0.02 percent of those who have played or coached the sport.
- Inducted into both the Clemson Athletic Hall of Fame and South Carolina Athletic Hall of Fame in 2020 for his immense contribution to athletics at both the university and state levels.
- His historic college career culminated with a senior season in 2009 in which he finished sixth in Heisman Trophy voting after winning ACC Player of the Year and being selected as a unanimous first-team All-American. He became the first player in the history of the Walter Camp All-America team to be first or second-team All-American at two positions in the same year.
- Still holds ACC single-season and career records for all-purpose yards, posting 2,680 in 2009 and finishing his career with 7,588, which was second-most in FBS history at the time of his graduation.
- Recorded 21 career touchdowns covering at least 50 yards and had an ACC-record eight kick returns for touchdowns in his career.
- Was also a three-time All-American in track and first-team strength All-American in 2008.
- Entered the coaching ranks after an eight-year NFL career from 2010-17 after being the ninth overall selection in the 2010 NFL Draft by the Buffalo Bills.
- His NFL career included tenures with the Bills, New Orleans Saints, Seattle Seahawks, New York Jets and Kansas City Chiefs, and he was a Pro Bowl selection in 2012. He and college teammate Jacoby Ford remain the only Clemson products ever to record multiple rushing touchdowns, multiple receiving touchdowns and multiple kick return touchdowns during an NFL career.
- Graduated from Clemson with a degree in sociology in three-and-a-half years on Dec. 17, 2009, receiving a standing ovation from the Clemson University Board of Trustees, the first such occurrence for a student-athlete.





# FOOTBALL ADMINISTRATION



## WOODY McCORVEY

- CHIEF OF FOOTBALL ADMINISTRATION
- 23<sup>RD</sup> SEASON ON CLEMSON STAFF
- ALABAMA STATE '72

Woody McCorvey has been a significant part of the two greatest eras in Tiger football. In the 1980s he was on the staff of College Football Hall of Famer Danny Ford and helped Clemson to a 60-19-3 record, three ACC titles and four bowl wins. He served on Ford's staff for five Clemson teams that finished in the final top 20 of the AP Poll.

Now in his second stint at Clemson, Dabo Swinney would be the first to say how important he has been in contributing to Clemson's recent run of 13 consecutive nine-win seasons.

"He is my national security advisor," said Swinney. "My experience with him dates to my days as a player at Alabama when he was my position coach. He coached at Clemson in the 1980s under Danny Ford and knows all about our winning tradition."

The 2024 season is his 47th in college football as either a coach or an administrator. McCorvey returned to the Clemson program for the 2009 season, Swinney's first full year, and he has helped him bring the Tigers to a level of consistent excellence that culminated in national championships following the 2016 and 2018 seasons.

With Sylvester Croom's induction in 2022, McCorvey has worked for four coaches in the College Football Hall of Fame. He has also been in significant coaching roles with Gene Stallings and Phil Fulmer. He has worked for four national championship coaches: Ford, Fulmer, Stallings and Swinney.

Swinney has a 166-40 record as head coach since McCorvey joined his staff. The Tigers have won eight ACC titles, nine division titles (plus an additional championship berth in a divisionless season in 2020) and posted 12 bowl wins in 15 years.

McCorvey serves as the primary liaison between Swinney and the athletic and IPTAY administrations. He also oversees the management of the football administrative offices and has served as a key point of contact for NFL personnel as Clemson has expanded its pipeline to the pros.

He supervises the football budget and works with the academic staff to oversee that important area. With McCorvey's assistance, Clemson posted the highest NCAA Graduation Success Rate of any public Power Five program in the metric's history in the latest data released in 2023. In 2022, he was named to the NCAA Football Rules Committee.

As a Clemson wide receivers and tight ends coach from 1983-89, he recruited future Pro Bowlers Donnell Woolford and Chester McGlockton. He also coached NFL players Keith Jennings and K.D. Dunn. McCorvey coached at the Division I level for 26 years and went to a bowl game 17 of those seasons. He coached or signed 36 players who went on to a professional football career.

### McCORVEY'S COACHING EXPERIENCE

Year(s)	School	Location
1972-77	Tate High School	Pensacola, Fla.
1978	North Carolina Central	Durham, N.C.
1979-82	Alabama A&M	Huntsville, Ala.
1983-89	Clemson	Clemson, S.C.
1990-97	Alabama	Tuscaloosa, Ala.
1998	South Carolina	Columbia, S.C.
1999-04	Tennessee	Knoxville, Tenn.
2004-08	Mississippi State	Starkville, Miss.

From 1990-2008, he coached in the SEC every season, including each of the last five at Mississippi State, where he served as assistant head coach and offensive coordinator in addition to coaching the quarterbacks. He helped Mississippi State win eight games, including wins over Auburn, Alabama and Mississippi, in 2007. He also coached 2010 NFL draft pick Anthony Dixon.

McCorvey coached at Tennessee for five years (1999-03). With him heading the running game, the Volunteers had a 46-14 record. He helped guide Tennessee to the 2000 Fiesta Bowl, 2001 Cotton Bowl, 2002 Citrus Bowl, and 2002 and 2003 Peach Bowls.



Tennessee won three consecutive New Year's Day Bowl games from 2000-02 as well.

Under McCorvey's leadership, Tennessee maintained the school's reputation of having an outstanding rushing attack. The Volunteers led the SEC in rushing in 1999, averaging 191.3 yards per game. His work helped tailback Travis Stephens pace the SEC in rushing yards (1,464) in 2001.

One year prior, McCorvey helped tailback Travis Henry finish second in the league and 14th in the nation in rushing yards (1,314). Another of his protégés was Jamal Lewis, who finished in the top five on the Tennessee career rushing list and was the No. 5 overall pick of the 2000 NFL Draft.

Prior to joining the staff at Tennessee, McCorvey worked one season at South Carolina, where he served as the wide receivers coach in 1998 under former Tiger assistant coach Brad Scott.

McCorvey took the South Carolina job following an eight-year stay at Alabama from 1990-97. He served seven seasons as its wide receivers coach and the 1996 campaign as offensive coordinator. He was the assistant head coach in 1997 as well.

Alabama had five top-25 final rankings in his tenure, including three seasons in the top five. The Crimson Tide won the 1992 national title with McCorvey serving as wide receivers coach and Swinney as one of his student-athletes. That season culminated with a 34-13 win over heavily-favored Miami (Fla.) in the Sugar Bowl. Current Clemson Director of Football Scouting Danny Pearman was also on that staff.

In his first seven years at Alabama, it posted a 70-16-1 record and played in six bowl games. With McCorvey leading the offense in 1996, Alabama finished 10-3, including an Outback Bowl win over Michigan.

Alabama's players flourished under his guidance. As offensive coordinator, running back Shaun Alexander established many school records and later went on to a Pro Bowl career with the Seattle Seahawks. In 1993, David Palmer established school records for catches and receiving yards along with earning first-team All-America honors. Palmer was third in the Heisman Trophy balloting, the highest finish in history for an Alabama player at the time.

From 1979-82, he served as an assistant coach at Alabama A&M and helped that program to the No. 6 rushing offense in Division II in 1981 after finishing 11th in the nation in scoring offense in 1980. McCorvey began his college coaching career at North Carolina Central in 1978.

McCorvey began his coaching career with a six-year stint (1972-77) at J.M. Tate Senior High School in Florida. He played quarterback at Alabama State from 1968-71, earning his bachelor's degree from Alabama State in 1972 and a master's degree from West Florida in 1977.

He was the recipient of the 2015 AFCA Outstanding Achievement Award for his contributions to college football. In 2013, he was on the Rose Bowl Advisory Committee and returned to that role in 2017. He was a member of the College Football Playoff Advisory Committee in 2014-15 as well.

In 2010, McCorvey was inducted into the Atmore (Ala.) Hall of Fame. He was inducted into the Alabama Sports Hall of Fame in 2020 as part of an induction class that included Sylvester Croom, with whom he coached at Mississippi State. In 2021, he was honored as an Alabama Football Legend by the TaxAct Camellia Bowl.

The Atmore, Ala., native is married to the former Ann Brown. The couple has a son, Marlon, daughter-in-law Brooke, and grandson, Beau.

# FOOTBALL SUPPORT STAFF



**RYAN ALLEN**

**SPECIAL TEAMS PLAYER DEVELOPMENT, SPECIALISTS COACH**  
1<sup>ST</sup> SEASON • LOUISIANA TECH '12

Ryan Allen is in his first season serving in a special teams player development and specialists coach role at Clemson in 2024.

Allen is an eight-year NFL veteran who appeared in 107 career regular season games with the New England Patriots (2013-18), Atlanta Falcons (2019), Indianapolis Colts (2020) and Tennessee Titans (2020). Allen helped the Patriots to three Super Bowl titles in Super Bowls XLIX, LI and LIII, garnering selections to the Patriots' All-Dynasty Team and All-Decade Team for the 2010s as selected by the Patriots Hall of Fame committee.

A native of Salem, Ore., Allen began his college playing career as a walk-on at Oregon State. He transferred to Louisiana Tech in 2010 and finished his career as one of the sport's most decorated punters. He won the Ray Guy Award in both 2011 and 2012, becoming the award's first back-to-back winner, and he followed a first-team All-America selection in 2011 by earning unanimous All-America honors in his final season in 2012.

Allen earned a degree in sociology from Louisiana Tech in 2012.



**PAUL ANDERSON**

**DIRECTOR OF ACADEMICS & FRESHMAN TRANSITION**  
4<sup>TH</sup> SEASON • NORTH CAROLINA '90

Paul Anderson is in his fourth year as Clemson's Director of Football Academics and Freshman Transition in 2024. He joined the football program prior to the 2021 season after more than two decades at Clemson University as a decorated educator and historian.

Anderson originally joined the university in 2000 after graduating with his Ph.D. from the University of Mississippi and was among those profiled in The Best 300 Professors publication by the Princeton Review. In 2004, he was named Alumni Master Teacher, an award for outstanding undergraduate classroom instruction, which is presented to a faculty member nominated by the student body and selected by the Student Alumni Council.

In addition to his role as professor, from 2019-20, Anderson served as university historian. He helped develop programs and initiatives aimed at understanding and interpreting Clemson University's history, and he provided recommendations to Board of Trustees as well as advice and oversight on matters of university history and tradition.

His areas of special academic interest were the American South and the American Civil War. Anderson's book, A Short History of the American Civil War, was published in September 2019.



**JOEY BATSON**

**DIRECTOR OF STRENGTH & CONDITIONING**  
28<sup>TH</sup> SEASON • NEWBERRY '85

Joey Batson is entering his 39th year as a Strength & Conditioning Coach at the collegiate level and 28th year as the Director of Strength Training at Clemson University in 2014. He has served as a head strength and conditioning coach 35 of his 39 years of service.

Batson was named Master Strength and Conditioning Coach by the Collegiate Strength and Conditioning Coaches Association (CSCCA) in May of 2009. This honor is the highest given in the strength and conditioning coaching profession.

Not only does he bring professional experience to the position at Clemson, he brings experience as a football player at the college level. The Travelers Rest, S.C. native was a tight end at The Citadel in 1979 before transferring to Newberry, where he was a two-year letterman and team co-captain during his senior season.

Batson earned his degree in physical education from Newberry College and his Master's degree in education from Clemson University in 1988. Prior to his collegiate career, Batson was named to the 1977 South Carolina High School All-State football team as a defensive end.

As of the conclusion of the 2023 season and following the 2024 NFL Draft, during his time as Clemson's Director of Strength and Conditioning, Batson has coached 75 All-Americans; 237 All-ACC selections; 25 national award winners; 55 Strength and Conditioning All-Americans; 23 NFL first-round draft picks; 114 NFL Draft picks; 31 ACC yearly honorees and 12 Super Bowl champions. He has helped Clemson to 25 bowl games, 18 Top-25 finishes, eight Top-10 finishes, eight ACC Championships, nine ACC Atlantic Division Championships (plus an additional championship game berth in a division-less season in 2020), six College Football Playoff appearances, four National Championship Game appearances and two National Championships.

Batson is married to the former Susan Malone of Greenville, S.C. The couple has two children, Michael, a former Tiger punter, and Ben, a former quarterback and safety for the Tigers who has since moved into strength and conditioning coaching as well.



**ALEX BINA**

**DIRECTOR OF APPLIED SCIENCE**  
7<sup>TH</sup> SEASON • PENN STATE '13

Alex Bina is in his seventh season as the football program's Director of Applied Science — and his ninth season assisting Clemson overall — in 2024.

Bina helped develop — and now operates — two unique components of the Allen N. Reeves Football Complex: the Brook T. Smith Clemson Applied Science Lab (CASL) and the Jeanne and Brian Penner 100 Yards of Wellness. Bina and CASL staff leverage innovative technologies to evaluate athletic development, and in the 100 Yards of Wellness, his Applied Science staff implements passive recovery modalities such as cryotherapy, infrared light exposure, sensory deprivation and hyperbaric oxygen therapy to ensure athletes feel — and perform — their best.

Bina earned his undergraduate degree in bioengineering from Penn State in 2013 and his Ph.D. from Clemson in 2022.



**DA'QUAN BOWERS**

**DEFENSIVE ANALYST, ASSISTANT DEFENSIVE ENDS COACH**  
4<sup>TH</sup> SEASON • CLEMSON '19

Da'Quan Bowers is in his second season as a full-time staff member at Clemson in 2024. After spending the previous three seasons as South Florida's defensive line coach, he returned to his alma mater in January 2023 in a defensive player development role before becoming a defensive analyst and assistant defensive ends coach in 2024.

Bowers' decorated college career at Clemson from 2008-10 culminated in him earning unanimous All-America honors as a junior in 2010. That year, the former No. 1 overall recruit in the country earned the Bronko Nagurski Trophy as college football's top defensive player, the Ted Hendricks Award as the nation's top defensive end and the ACC's Defensive Player of the Year award.

Bowers was selected by Tampa Bay in the second round of the 2011 NFL Draft. He played five seasons in Tampa and played the 2017 CFL season for the Edmonton Eskimos. He entered the coaching ranks as a volunteer student assistant at Clemson in 2018 and 2019 while completing his Clemson degree in parks, recreation & tourism management.

A native of Bamberg, S.C., Bowers is married to his wife, Monique, and has three children, a daughter, Karsyn, and sons, Truth and Brave.



**DANIEL BOYD**

**DEFENSIVE ANALYST, ASSISTANT DEFENSIVE TACKLES COACH**  
9<sup>TH</sup> SEASON • CLEMSON '18

Daniel Boyd is in his ninth season at Clemson and his first as a defensive analyst and assistant defensive tackles coach in 2024.

Prior to 2024, Boyd spent three seasons serving in a defensive player development role. He transitioned to that role in 2021 after serving as a defensive student coach from 2016-18 and as a video graduate assistant from 2019-20.

From 2009-15, Boyd served as a sniper in the U.S. Army with two combat tours to Afghanistan. A native of Lamar, S.C., he is married to his wife, Heather, and the couple has two sons, Andrew and William.



**TAJH BOYD**

**OFFENSIVE ANALYST, ASSISTANT QUARTERBACKS COACH**  
4<sup>TH</sup> SEASON • CLEMSON '13

Tajh Boyd is in his fourth season assisting the Clemson offense in 2024.

Boyd returned to his alma mater in 2021 in an offensive player development role. After three seasons in that capacity, he transitioned in 2024 to serve as an offensive analyst and assistant quarterbacks coach.

Boyd was a record-setting quarterback for the Tigers from 2010-13, setting school career marks in nearly every passing category, including completions (901), passing yards (11,904) and passing touchdowns (107) as well as in touchdown responsibility (133). The three-time All-ACC pick and 2012 AFCA first-team All-Amer-



# FOOTBALL SUPPORT STAFF

ican won ACC Player of the Year in 2012, and he finished his career as a finalist for the Unitas and Manning Awards as one of Clemson's team captains in 2013.

Boyd graduated from Clemson in 2013 with a degree in sociology.



**ROBBIE CALDWELL**

**DIRECTOR OF HIGH SCHOOL RELATIONS & THIRD-YEAR TRANSITION**  
**14<sup>TH</sup> SEASON • FURMAN '77**

Robbie Caldwell is in his third season in an off-field support role in 2024 after spending the 44 previous years as an on-field coach at the college level. At the time of his transition from on-field coaching to administration after the 2021 season, Caldwell had coached 532 career college games.

Caldwell joined Clemson as its offensive line coach in 2011, helping the Tigers to a 131-21 record, 11 10-plus win seasons, seven ACC titles, four appearances in the national championship game and two national titles in his 11 seasons guiding the unit. In his final seven seasons, Caldwell's unit produced 25 all-conference selections, the second-most of any Power Five program in that span.

Caldwell helped guide Dalton Freeman (2012), Tyronne Crowder (2017), Mitch Hyatt (2017-18), John Simpson (2019) and Jackson Carman (2020), including consensus status for Hyatt in 2018 and Simpson in 2019. The consecutive selections by Hyatt and Simpson represented Clemson's first back-to-back consensus honors on the offensive line since Stacy Long and Jeb Flesch accomplished the feat in 1990 and 1991.

Before coming to Clemson, Caldwell coached offensive lines at Furman (1978-85), NC State (1986-99), North Carolina (2000-01) and Vanderbilt (2002-09) prior to serving as Vanderbilt's head coach in 2010.

Caldwell was a three-year letterman as a center at Furman from 1973-75, earning team MVP honors in his final season. To date, he is the only center in Furman history to earn team MVP honors. In 1977, he served as an assistant football coach and head baseball coach at Hanahan (S.C.) High School before beginning his collegiate coaching career as a student assistant coach at Furman under Art Baker in 1976. He became Furman's full-time offensive line coach in 1978 and was inducted into the Furman Athletic Hall of Fame in 2019 for his contributions as both a player and coach.

A native of Pageland, S.C. and a 1977 Furman graduate, Caldwell is married to his wife, Nora, and has a daughter, Emsley.



**TYLER CLEMENTS**

**DIRECTOR OF RECRUITING**  
**9<sup>TH</sup> FULL SEASON • WEST VIRGINIA '15**

Tyler Clements is in his ninth season helping guide Clemson's recruiting effort and his first as Director of Recruiting.

Clements assists with recruiting graphics/video and communication plans on an annual basis. Along with day-to-day recruiting department activities, he oversees all on-campus recruiting events, such as official and unofficial visits, the All-In Cookout and junior days.

Clements began his Clemson tenure as an intern during the 2015. He joined the program in a full-time capacity as Coordinator for Recruiting Operations and later as Director of On-Campus Recruiting. He spent the 2022-23 seasons as Director of Recruiting Strategy.

Clements, the son of Clemson University president Jim Clements, graduated from West Virginia in 2015 with a degree in business leadership and political science. He married the former Margot Murray in the summer of 2020, and the couple has a daughter, Eliza, and a son, Tee.



**CARSON CRAMER**

**OFFENSIVE ANALYST, ASSISTANT OFFENSIVE LINE COACH**  
**2<sup>ND</sup> SEASON • OKLAHOMA STATE '15**

Carson Cramer is in his second season at Clemson in 2024 after initially joining the program in an offensive player development role in 2023.

Prior to arriving at Clemson, Cramer spent four seasons in offensive quality control under the late Mike Leach, including one season at Washington State (2019) and three seasons at Mississippi State (2020-22). He spent one season serving in a similar role at Kansas, working alongside current Clemson offensive coordinator Garrett Riley in 2018.

Cramer was a volunteer student assistant at Oklahoma State from 2012-15 while earning a bachelor's degree in management. He then moved into an offensive graduate assistant position from 2016-18, including a 2017 season in which the Cowboys' 568.9 points per game ranked second nationally.

Cramer is married to his wife, Ashley.



**COREY CRAWFORD**


**DEFENSIVE PLAYER DEVELOPMENT, ASSISTANT DEFENSIVE LINE COACH**  
**3<sup>RD</sup> SEASON • CLEMSON '14**

Corey Crawford is in his third season assisting Clemson's defense in 2024.

Crawford returned to his alma mater as a graduate assistant in 2022. In 2023, he served in a defensive player development role before adding assistant defensive line coaching duties for 2024.

A four-year letterman at Clemson along the defensive line from 2011-14, Crawford spent six seasons playing professional football, beginning his career in 2015 as an undrafted free agent with the team known currently as the Washington Commanders. His professional career also included tenures with the Columbus Lions (2017) and Carolina Cobras (2019) of the National Arena League, the Memphis Express of the Alliance of American Football (2019), and the Houston Roughnecks of the XFL (2020).

Crawford graduated from Clemson in December 2014 with a degree in parks, recreation and tourism management.



**TYRONE CROWDER**

**OFFENSIVE PLAYER DEVELOPMENT, ASSISTANT OFFENSIVE LINE COACH**  
**4<sup>TH</sup> SEASON • CLEMSON '17**

Tyrone Crowder is in his fourth season assisting Clemson's offense in 2024.

Crowder joined Clemson's staff as an offensive graduate assistant prior to 2021. He served in an offensive player development role for the 2022-23 seasons be-

fore adding assistant coaching duties with the offensive line for 2024.

Crowder entered the coaching ranks at the high school level, serving as offensive line coach at Daniel High School in Central, S.C. for three seasons from 2018-20, helping Daniel to the 2020 Class AAA championship. He also served as a special education aide at R.C. Edwards Middle School in Central.

Crowder was a four-year letterman at guard for Clemson from 2014-17, starting 41 of the 48 games in which he appeared. A three-time All-ACC selection, he started on Clemson's national championship team in 2016 and earned third-team All-American honors from the Associated Press in 2017.

Crowder earned his degree in sociology from Clemson in 2017.



**JEFF DAVIS**

**ASSISTANT ATHLETIC DIRECTOR, FOOTBALL PLAYER RELATIONS**  
**21<sup>ST</sup> SEASON • CLEMSON '84**

As part of his 21 years with Clemson's football program and 25 years with the university, Jeff Davis is in his 16th year as Assistant Athletic Director of Football Player Relations and External Affairs in 2024. Davis oversees the player relations arm of Clemson Football, entitled P.A.W. Journey. A natural outgrowth of his spirit of leadership, Davis founded P.A.W. Journey to cultivate Clemson's football scholar-athletes into first-class men and world-class leaders through personal growth, life skills and professional development.

During the six years prior to his current position, Davis served as the Assistant Athletic Director for Major Gifts, where he helped fundraise major gifts for the WestZone Club at Memorial Stadium. He also served as the primary spokesman for Clemson University's Call Me MISTER Program in the role of field director from 1999-2003.

Davis was an All-American linebacker from 1978-81 and captained the Tigers during their 1981 national championship run. "The Judge" registered a then-Tiger-record of 175 tackles in 1981. That same season, he became just the third defensive player in ACC history to be named league MVP. Davis had 14 tackles as Clemson topped Nebraska, 22-15, in the 1982 Orange Bowl to claim its first national title.

A fifth-round draft pick by Tampa Bay in 1982, Davis went on to play six seasons in the NFL. During his time as a professional football player, he also completed his Bachelor of Science in Industrial Education and graduated from Clemson in 1984.

In 1995, he became the fourth member of the Clemson Ring of Honor and was named to Clemson's Centennial Team in 1996. In 2002, he was named to the ACC's 50-Year Anniversary team. In 2007, Davis was accorded the highest honor attainable for a college player when he was inducted into the National Football Foundation's College Football Hall of Fame.

In 1999, he returned to Clemson as Field Director of Call Me MISTER, a program that seeks to increase the pool of available teachers from broader, more diverse backgrounds, particularly among South Carolina's lowest performing elementary schools. In 2001, during his appearance on The Oprah Winfrey Show, he was awarded \$100,000 for Call Me MISTER from Oprah Winfrey's Angel Network.

Davis is the president of Goal Line Stand, which supports young people and adults who seek to remain committed to values that shape and govern their lives. He is also an ordained pastor who currently pastors FreeWay Church of Clemson with his wife, Joni. He and Joni, who he met while attending Clemson, are the proud

# FOOTBALL SUPPORT STAFF

parents of their six children, Jeneé, Jourdan, Judea, Jeuel, Jedidiah ("JD") and Judah, and the couple is the blessed grandparents of a grandchild, Doren. All have obtained degrees from Clemson, bringing the total of Clemson degrees in the Davis family to 10, including seven bachelor's and three master's degrees. Continuing his legacy in Clemson athletics, his third daughter, Judea, played forward for the Clemson Women's Soccer Team, and his twin sons, JD and Judah, were also linebackers on Clemson's 2016 and 2018 national championship teams.



**MIKE DOOLEY**

**DIR. OF FOOTBALL ADMINISTRATION & PLAYER PERSONNEL**  
20<sup>TH</sup> SEASON • FURMAN '98

Mike Dooley is in his 20th year with the Tiger football program in 2024 and serves as director of football administration and player personnel.

Dooley is responsible for overseeing the program's day-to-day operations and team travel, including bowl games. His role also includes daily administration and management of all team personnel, including student-athletes, and serving as the summer camp director. Since 2016, he has also served in a national capacity as a member of the College Football Playoff Advisory Committee.

Dooley served two years (2005-06) as a video graduate assistant (defense) and two years (2007-08) as an offensive graduate assistant coach at Clemson. He also served as interim tight ends coach in 2008.

Dooley worked as an assistant coach at Greenville (S.C.) High School from 1998-04. His responsibilities included defensive coordinator from 1998-04 and assistant head coach in 2004. Greenville High had a 33-4 overall record in his last three years, including a 12-1 mark in 2003. His background also includes his tenure as an assistant coach for the Carolina Rhinos of the af2 league in 2002, when his responsibilities included coaching the defensive backs.

Dooley, a native of Toccoa, Ga., lettered as a defensive end at Furman from 1993-95 and had a sack at Clemson in 1994. He was also an academic honor roll member and received his degree in health & exercise science from Furman in 1998.

He is married to the former Allison Woodlee, a 2003 graduate of Clemson. They have a daughter, Eliza, and son, Austin.



**JODY EVANS**

**SPECIAL TEAMS ANALYST**  
3<sup>RD</sup> SEASON • ALABAMA '94

Jody Evans is in his third full season at Clemson and his second as a special teams analyst in 2024 after initially joining the program in December 2021.

Evans began his coaching career at Tennessee-Martin, coaching multiple all-conference wide receivers in 1995 and moving to a position coaching outside linebackers for 1996. In 1997, he worked with the secondary and special teams at Louisiana-Monroe.

Evans then became an accomplished high school coach and administrator prior to joining the Tigers as Assistant Director of Football Operations prior to the 2021 Cheez-It Bowl. He coached at Tuscaloosa County (Ala.) High School in 1997 before a 20-year run at University School of Jackson (Tenn.) from 1998-2018, in-

cluding spending the last 10 years as the school's athletic director. He then returned to the state of Alabama, coaching at Northside Methodist Academy in 2019 and Cottonwood High School in 2020 before re-entering the college ranks.

Evans played defensive back at Alabama from 1989-91. He finished his career as a safety at UAB in 1992-93. He earned his bachelor's degree in education from Alabama in 1994.

Evans is married to his wife, Paige, and has a son, Jackson, and daughter, Hollin.



**ZACH FULMER**

**DIRECTOR OF PLAYER PERSONNEL**  
11<sup>TH</sup> SEASON • CLEMSON '13

Zach Fulmer is entering his 11th season on Clemson's support staff and his first as Clemson's Director of Player Personnel in 2024.

Fulmer joined Clemson's staff in 2014 as a recruiting intern before serving as a defensive video graduate assistant from 2015-16 and as an on-field graduate assistant from 2017-19. He helped Clemson to a 69-5 overall record and two national championships in his time as a graduate assistant.

Fulmer then transitioned into Clemson's recruiting department, serving as Assistant Director of Recruiting Operations in 2020, as Assistant Director of Football Scouting/Recruiting Assistant in 2021 and Director of Recruiting Operations in 2022. He spent two seasons in that role before becoming the program's Director of Player Personnel in 2024.

Fulmer played football at Clemson from 2012-14 and graduated with a degree in sports marketing. He also earned master's degrees in human resource development and athletic leadership. He was a member of the 2012 team that defeated LSU in the Chick-fil-A Bowl and the 2013 team that defeated Ohio State in the Orange Bowl.

A native of Saluda, S.C., Fulmer is married to his wife, Anna, and the couple has a son, Clayton, and a daughter, Ella.



**WILL GILCHRIST**

**DIRECTOR OF SPECIAL TEAMS**  
2<sup>ND</sup> SEASON • MEMPHIS '12

Will Gilchrist is in his second season with Clemson's special teams unit in 2024. After joining the program as a player development assistant for special teams in 2023, he was promoted to Director of Special Teams in 2024.

Prior to spending the 2021-22 seasons coaching at Evangelical Christian School outside of Memphis, Tenn., Gilchrist served as a special teams analyst at USF, including under former Clemson offensive coordinator Jeff Scott in 2020. He previously spent two seasons at Arkansas, joining the program as Associate Director of Player Personnel in 2018 before transitioning to a defensive graduate assistant role in 2019.

Gilchrist began his coaching career as Offensive Coordinator/Quarterback Coach at Hardin Country High School in his hometown of Savannah, Tenn. Hardin County made playoff appearances in all four of his seasons there from 2014-17 and won a region championship in 2014.

Gilchrist played at Memphis from 2009-12. He served on special teams in seven games during the

2011 season. After switching from quarterback to wide receiver in 2012, he saw action at wide receiver in the 2012 season. Gilchrist graduated magna cum laude in sports and leisure management.

Coming out of high school, Gilchrist was rated as the No. 1 quarterback in Tennessee and was a Mr. Football finalist in 2008. He also played basketball at Hardin County, scoring more than 1,000 points and dishing out over 500 assists. He is married to his wife, Meredith, with whom he has two children — son, Hall, and daughter, Guinn.



**D.J. GORDON**

**DIRECTOR OF OPERATIONS & EXTERNAL AFFAIRS**  
17<sup>TH</sup> SEASON • SOUTH CAROLINA '08

D.J. Gordon is in his 17th year with the Clemson football program in 2024. He is in his third year as Director of Football Operations & External Affairs after previously serving as the team's Assistant Director of Football Operations & Creative Media.

In addition to serving a key role in the team's creative media direction and leading many improvement projects for the Allen N. Reeves Football Complex, Gordon has assisted with team travel, team events & day-to-day football operations. He also worked extensively on the design and implementation of Clemson's updates to its gameday locker room at Memorial Stadium and its reimagined Tiger Walk plaza outside the stadium's west end zone.

Gordon was a graduate assistant and intern in the equipment room before being named the assistant director of equipment for football in 2013. During his time in the equipment room, he began assisting athletic communications with its social media presence within the football program, leading to the opportunity to be in his current multifaceted role.

Gordon earned his undergraduate degree from South Carolina in 2008 in sports & entertainment management. He completed his master's degree from Clemson in 2011 in educational counseling. He and his wife, Stephanie, reside in Clemson and have two sons, Whit and Lane.



**JOHN GRASS**

**SENIOR OFFENSIVE ASSISTANT, ASSISTANT QUARTERBACKS COACH**  
3<sup>RD</sup> SEASON • JACKSONVILLE STATE '90

A veteran with more than three decades of college and high school coaching experience, John Grass is in his third full season assisting Clemson's offense in 2024.

Grass joined Clemson in an off-field capacity in advance of the team's 2021 Cheez-It Bowl victory. He served as a special assistant to the offense across the 2022-23 seasons before becoming a senior offensive assistant and assistant quarterbacks coach in 2024.

Grass came to Clemson following a nine-year head coaching stint at his alma mater, Jacksonville State, the final eight seasons of which he served as the Gamecocks' head coach. In his final campaign, his Gamecocks recorded one of the biggest upsets of the 2021 season, earning a dramatic 20-17 win at Florida State.

Grass joined Jacksonville State in 2013 as Assistant Head Coach/Offensive Coordinator under Head Coach Bill Clark before being tabbed for the head coaching job following Clark's departure for UAB prior to the 2014 season. Grass led JSU to a 72-26 record from 2014-



# FOOTBALL SUPPORT STAFF

21, winning six Ohio Valley Conference titles and being named the conference's Coach of the Year in each of his first three campaigns. Grass earned AFCA National Coach of the Year in 2015 after leading the Gamecocks to an FBS national championship game berth.

Prior to joining the college coaching ranks, Grass spent 22 years as an accomplished high school assistant coach and head coach in the state of Alabama. After assistant coaching stops at Ashville High School (1990-92) and Eufaula High School (1993-94), he became Ashville's head coach from 1995-99. After two years as offensive coordinator at Hoover from 2000-01, he would go on to be head coach at Alabama's Albertville (2002), Moody (2003-05), Spain Park (2006-07) and Oxford (2008-12) high schools, posting a high school head coaching career record of 123-60.

Grass earned a bachelor's degree in physical education from Jacksonville State in 1990. He added a master's of physical education from Jacksonville State in 1997 and a specialist degree in administration from Lincoln Memorial University in 2010. He is married to the former Jada Arnold, and the couple has a daughter, Jules, and two sons, Jud and Jace.



**LARRY GREENLEE**

**ASSOCIATE HEAD STRENGTH & CONDITIONING COACH**  
29<sup>TH</sup> SEASON • CLEMSON '95

Larry Greenlee serves as Associate Head Strength & Conditioning Coach and is entering his 29th year as a strength & conditioning coach at Clemson in 2024. He served as a graduate assistant for two years under Director Joey Batson, and currently supervises assistants, graduate assistants, undergraduate assistants and volunteers under the direction of the Head Strength & Conditioning Coach.

Greenlee began his career as a nationally ranked track and field athlete at NC State. After one year, he transferred to Clemson, accumulating four ACC Championship titles and two national runner-up titles.

As a student, Greenlee earned a Bachelor of Science degree in Management and a Master's degree in Counseling Education from Clemson University.

Greenlee is a member of the NSCA, CSCCa, NASE and the USAW. He is certified as a Sport Performance Coach (SPC) by USA Weightlifting (USAW), specializing in Olympic lifts, Strength and Conditioning Coach Certified (SCCC) by the Collegiate Strength and Conditioning Coaches Association (CSCCa) and is certified by the National Association of Speed and Explosion.

In 2012, Greenlee was named Master Strength & Conditioning Coach (MSCC), the highest honor in the profession, by the Collegiate Strength & Conditioning Coaches Association. He has also served as the Vice Chair on the CSCCa's Certification Committee nine times. In 2017, he was inducted into the D.W. Daniel High School Hall of Fame.

Greenlee is married to the former Shirley Griffin. The couple has two children: DJ, a Clemson graduate and former football letterman, and Sydnee.



**PAUL HOGAN**

**SENIOR ASSISTANT STRENGTH & CONDITIONING COACH**  
13<sup>TH</sup> SEASON • ALABAMA '00

Paul Hogan is in his 13th year at Clemson serving as a Senior Assistant Strength and Conditioning Coach under Director

Joey Batson in 2024. Hogan earned a Master's degree in management from the University of Alabama in December 2004.

He is a Certified Strength and Conditioning Specialist (CSCS) through the National Strength and Conditioning Association (NSCA), a Strength and Conditioning Coach Certified (SCCC) through the Collegiate Strength and Conditioning Coaches Association (CSCCa), a Master Strength and Conditioning Coach (MSCC), and a Certified Sports Nutrition Consultant (CSNC) through the American Fitness Professionals & Associates (AFPA).

Hogan was a four-year starter at center with Alabama from 1997-2000 and was a three-time All-SEC pick and All-American at center. He started 44 of his 45 career games and also earned Academic All-SEC honors two years. Selected a team captain his senior season, Hogan was also the winner of the Pat Trammell Leadership Award for most outstanding leadership. At Alabama, Hogan played under MSCC Labaron Caruthers, MSCC Matt Parker, MSCC Paul Helsel III, former MSCC Steve Martin and MSCC Terry Jones.

Following his graduation in 2000, Hogan signed a free-agent contract with the Oakland Raiders before going to the University of Georgia. In 2001, he spent one year at Georgia as a volunteer coach. From 2002-04, he was a graduate assistant at the University of Alabama, starting in the weight room under MSCC Ben Pollard, before being moved to the coaching side of football.

Hogan spent 2005-06 as an on-field graduate assistant at Clemson. Hogan got his first full-time strength and conditioning job at Samford University in 2007 as Head of Strength and Conditioning for football. He spent seven years at Samford, where he oversaw all aspects of the football training program and performance nutrition. Hogan returned to Clemson in 2012 as a Senior Assistant Strength and Conditioning Coach.

Hogan is a native of Valdosta, Ga., where he attended Valdosta High School. In 2019, Hogan was inducted into the Valdosta High School Hall of Fame. He is married to the former Jennifer Rouzie of Tuscaloosa, Ala., and the couple has two sons, Rouzie and Jackson.



**DENNIS LOVE**

**ASSISTANT STRENGTH & CONDITIONING COACH**  
14<sup>TH</sup> SEASON • CATAWBA '00

Dennis Love returned to Clemson in January 2022, rejoining the football program as an assistant football strength and conditioning coach. The 2024 season will be his 14th serving Clemson student-athletes across his two tenures.

The strength and conditioning veteran of two decades served as an assistant strength and conditioning coach at Auburn for the 2021 season after a four-year stint as the associate director of football strength & conditioning at Purdue from 2017-20. He spent the 2015-16 seasons as an assistant strength & conditioning coach with the Denver Broncos, helping the franchise to victory in Super Bowl 50. During his time in Denver, he oversaw the Broncos' quarterback annual performance training, working with Peyton Manning in his final season, and he helped guide Super Bowl MVP Von Miller and cornerback Chris Harris to first- and second-team All-Pro selections.

Love spent 11 years at Clemson from 2004-14, including the final four as the director of Olympic sports strength & conditioning. During his time as director, he oversaw the strength & conditioning for 14 Olympic sports while serving as the head strength coach for the baseball, men's soccer and women's volleyball teams. In his first season working with the baseball program in 2010, Clemson advanced to the College World Series

and finished third nationally in the final polls. He also assisted with the football program, working primarily with the defensive line and skill positions and designing an NFL combine-specific program for student-athletes seeking opportunity in the professional ranks.

Love began his career at the Athletes Performance Institute in Tempe, Ariz., for one year as a performance specialist intern. He then transitioned to collegiate athletics in 2002, spending two years at his alma mater, Catawba College, in Salisbury, N.C., where he had been a two-sport athlete in football and baseball and earned a bachelor's degree in recreation in 2000.

A native of Cheraw, S.C., Love is certified by the Collegiate Strength and Conditioning Coaches Association, the National Association of Speed and Explosion and United States Weightlifting, and he is a Certified Football Performance Specialist. He also holds a master's degree in counselor education obtained from Clemson in 2008.



**LEVON KIRKLAND**

**DIRECTOR OF SOPHOMORE TRANSITION & PLAYER DEVELOPMENT**  
2<sup>ND</sup> SEASON • CLEMSON '04

Levon Kirkland returned to Clemson in December 2023 and now serves as Clemson's Director of Sophomore Transition & Player Development.

Kirkland's decorated playing career at Clemson spanned 1988-91 following a redshirt season in 1987. A 2001 Clemson Athletics Hall of Fame selection, Kirkland was selected in 2019 to the Clemson Ring of Honor, the highest honor Clemson Athletics bestows.

Kirkland recorded 19 sacks, 40 tackles for loss and seven fumble recoveries for the Tigers. He was a standout on Clemson's No. 1-ranked total defense in 1990 and was named as a Butkus Award finalist that season. One year later, he finished third on Clemson's No. 1 rushing defense and was a semifinalist for the Lombardi Award in addition to collecting first-team All-America honors from Kodak/AFCA, Sporting News, Scripps Howard and Walter Camp in addition to second-team selections by UPI and Football News.

Upon his graduation from Clemson, Kirkland embarked upon one of the most decorated NFL careers by a former Tiger. A second-round draft pick by the Pittsburgh Steelers in 1992, Kirkland was a two-time All-Pro selection and two-time Pro Bowler in 1996 and 1997. He played 11 seasons in the NFL, including nine years with the Steelers and one each with the Seattle Seahawks and Philadelphia Eagles.

Over his 11 NFL seasons, Kirkland accumulated 1,029 tackles and recorded six seasons with at least 100 total tackles over 176 career regular season games with 155 starts to earn a selection to the NFL's 1990s All-Decade Team. He also played in 13 playoff games including Super Bowl XXX.

Kirkland has coached in various capacities at multiple levels of football, including at the high school level in South Carolina, as a defensive coordinator at Florida A&M and as an outside linebackers coach with the Arizona Cardinals. He has also served as an educational speaker for the National Collegiate Scouting Association to teach student-athletes nationwide about the college recruiting process.

Prior to returning to Clemson, Kirkland served as Vice President of Development for the South Carolina Football Hall of Fame. The native of Lamar, S.C., was a 2008 inductee into the South Carolina Athletic Hall of Fame and a 2017 inductee into the South Carolina Football Hall of Fame.

Following his NFL career, Kirkland completed his bachelor's degree in sociology in 2004. He added a

# FOOTBALL SUPPORT STAFF

master's degree in psychology in 2023 at the age of 54. He and his late wife, Keisha, have a daughter, Kennedy. Kirkland also has a son, Zach.



**DEANDRE  
MCDANIEL**

**SENIOR DEFENSIVE ASSISTANT,  
NICKELBACKS COACH  
10<sup>TH</sup> SEASON • CLEMSON '10**

DeAndre McDaniel is in his 10th season on staff at Clemson, including his third as the program's senior defensive assistant and his first assisting as the program's nickelbacks coach.

Prior to joining Clemson's support staff, McDaniel was one of the top safeties at Clemson in the 2000s. He was a first-team All-America safety in 2009 and third-team selection in 2010. He tied for third in the nation and was first in the ACC in interceptions in 2009. That season, he was the only player in the nation to have at least eight interceptions and 100 tackles.

As a senior, McDaniel, a 2010 Clemson graduate, led the Tigers in interceptions and tackles in 2010. He finished his career with 15 interceptions in his 53 games and was a two-time first-team All-ACC selection. He earned induction into the Clemson Athletic Hall of Fame in 2023.

McDaniel is married to his wife, Talia, and has four children, Deandre Jr., Carson, Londyn and Kross.



**KENDALL  
MERCER**

**DIRECTOR OF PROGRAMMING &  
NIL COORDINATOR  
2<sup>ND</sup> SEASON • CLEMSON '19**

Kendall Mercer is in her second season on Clemson's support staff and her first as Clemson's Director of Football Programming and NIL Coordinator in 2024.

Mercer joined the program as Coordinator of Football Programming in 2023, assisting primarily in the areas of freshman transition, football academics and former player engagement. Prior to returning to her alma mater, she served as an educator in Charleston and Greenville counties.

Mercer earned her degree in education from Clemson in 2019 and added her master's degree in education in 2020. She is engaged to her fiancé, Dylan.



**SAM  
OGDEN**

**DIRECTOR OF  
VIDEO & TECHNOLOGY  
5<sup>TH</sup> SEASON • JACKSONVILLE STATE '14**

Sam Ogden is in his fifth season as Clemson's director of football video after joining the program in early 2020. In this role, Ogden oversees Clemson's football video department, including the shooting, processing and management of all game and practice video as well as producing internal video content for the team and staff.

Ogden joined Clemson after spending two seasons at Arkansas in the same capacity from 2018-19. His service at Arkansas was part of five years he served under former Clemson offensive coordinator Chad Morris, including three years at SMU from 2015-17.

Ogden, a 2014 graduate of Jacksonville State with a degree in communications, worked with Jacksonville

State's football team for four years and the men's basketball teams for three seasons. He later earned his master's degree in sports management from the school in 2016. Following his final year at Jacksonville State, Ogden was selected the FCS Video Coordinator of the Year by the Collegiate Sports Video Association (CSVA). He spent the 2014 football season as the video coordinator at the University of South Alabama.

A native of Bellefontaine, Ohio, Ogden is married to his wife, Chloe, and has a son, Lincoln.



**DANNY  
PEARMAN**

**DIRECTOR OF  
SCOUTING  
18<sup>TH</sup> SEASON • CLEMSON '87**

Danny Pearman is in his 18th season as a full-time member of Clemson's staff and in his fourth year as Director of Football Scouting in 2024.

Before transitioning into his current role in 2021, Pearman spent 12 seasons as Clemson's special teams coordinator and tight ends coach from 2009-20 after joining the program in December 2008 in advance of the team's Gator Bowl appearance. In that span, he helped evaluate, recruit and develop several NFL players in his dual role, including 2011 Mackey Award winner Dwayne Allen, two-time Mackey Award finalist Jordan Leggett and Super Bowl champion Bradley Pinion, among others. He also had purview of the team's offensive tackles from 2009-10, helping launch tackle Chris Hairston to a seven-year NFL career.

Prior to transitioning to scouting, Pearman's teams played 29 bowl games in his 29 seasons as a full-time assistant coach, a figure that extends to 32 bowl games in 32 seasons upon inclusion of his three years as a graduate assistant. He started his coaching career as a graduate assistant at Clemson across the 1988-89 seasons, before joining Alabama as a graduate assistant for the 1990 season.

Pearman coached Alabama's offensive tackles and special teams from 1991-97, helping the Tide to the 1992 national championship. On that squad was wide receiver Dabo Swinney, with whom Pearman would then coach at Alabama from 1993-97. Pearman would go on to coach at Virginia Tech (1998-2005), North Carolina (2006), Duke (2007) and Maryland (2008) before returning to Clemson.

A 1987 Clemson graduate, Pearman played tight end on Clemson's 1986 and 1987 ACC title teams. He is married to his wife, Kristy, and has two sons, Tanner and Trent, and a daughter, Taylor. Trent is a quarterback on Clemson's 2024 team.



**ABE  
REED**

**SENIOR DIRECTOR OF  
FACILITY MANAGEMENT  
27<sup>TH</sup> SEASON • HOUSTON '97**

The 2024 season marks Abe Reed's 27th season at Clemson in a variety of capacities since joining the program as a graduate assistant in 1998 and being hired full-time in 2000.

Reed spent 25 seasons serving the equipment needs of Clemson student-athletes, including 10 seasons as the football program's equipment director. In 2022, he added facility management responsibility for the Allen N. Reeves Football Complex and Poe Indoor Facility, and 2023 marked his first season focusing wholly on facility operations.

Reed is a 1997 graduate of Houston, where he earned a biology degree. He was a student manager at Houston before being hired in a full-time capacity serving multiple sports at Clemson. He previously served as the AEMA District III secretary since 2011 and was the AEMA District III Equipment Manager of the Year in 2012.

He is married to the former Holly Hepfer of Sumter, S.C. They have two children, a son, Lance, and a daughter, Lillian.



**PAT  
RICHARDS**

**DIRECTOR OF  
ATHLETIC TRAINING  
3<sup>RD</sup> SEASON • TCU '13**

Pat Richards is entering his third season as Clemson's Director of Football Athletic Training in 2024.

Prior to joining Clemson, Richards most recently served as Associate Director of Sports Medicine at the University of Houston for the Cougars' 12-2 season and No. 17 final national ranking. His professional experience began as an athletic training intern with the Dallas Cowboys during the 2012 NFL season. In the years to follow, he served as a graduate assistant at Utah (2013-14), as an athletic training intern at Louisville (2015), as an associate athletic trainer at Mississippi State (2016-18) and as the associate director of sports medicine at Louisiana (2019-20) prior to his role at Houston.

Richards earned his bachelor's degree in athletic training from TCU in 2013 before earning a master's degree in exercise and sport science from the University of Utah in 2015.

Upon his hire, Richards became only the fourth person to formally serve as Clemson Football's head athletic trainer since 1948. Clemson Athletic Hall of Famer Herman McGee held the role from 1948-57 amidst his 46 total years of service at Clemson that included roles overseeing athletic grounds and equipment. Though there was no designated head trainer in 1958, legendary long-time Milwaukee/Atlanta Braves trainer Dave Pursley temporarily assisted in that capacity alongside McGee during Clemson's 1958 ACC title season while also assisting MLB farm clubs. Fred Hoover, a Clemson Athletic Hall of Famer and 2002 South Carolina Athletic Hall of Fame inductee, led football training efforts as head athletic trainer from 1959-98. Danny Poole served as Clemson's Director of Sports Medicine across the 1999-2021 football seasons as part of his roughly 40 years at Clemson, after which the South Carolina House of Representatives introduced and adopted a resolution to recognize and honor Poole for his service to Clemson student-athletes in early 2022.

A native of Dallas, Texas, Richards is married to his wife, Stephanie, and has a son, Dallas.



**JOE  
ROBBINS**

**DIRECTOR OF  
CREATIVE MEDIA  
6<sup>TH</sup> SEASON • GRAND VALLEY STATE '16**

Joe Robbins is entering his sixth season at Clemson and his third as Director of Football Creative Media in 2024.

Robbins joined Clemson as its graphic design coordinator prior to the 2019 season and has since overseen graphic design for Clemson's recruiting efforts. His larger contributions to Clemson's broad range of visual media content for prospective student-athletes resulted



# FOOTBALL SUPPORT STAFF

in his promotion to Director of Football Creative Media following the 2021 season.

Robbins was a four-year letterwinner at Grand Valley State as a wide receiver from 2013-16, helping the Lakers to three appearances in the Division II playoffs. He graduated from Grand Valley State in 2016 with a degree in film and video before spending the 2017-18 seasons as the lead graphic designer for Michigan State's football program.

A native of Petoskey, Mich., Robbins is married to his wife, Meg, and the couple has a daughter, Della.



## ANDREW SHIPMAN

**OFFENSIVE PLAYER DEVELOPMENT,  
ASSISTANT TIGHT ENDS COACH**  
8<sup>TH</sup> SEASON • CLEMSON '21

Andrew Shipman is in his eighth season at Clemson in 2024 and his first serving in an offensive player development role and as an assistant tight ends coach.

Shipman served as a student coaching assistant for Clemson from 2017-20. In that role, he assisted with self-scouting and other assorted tasks as the Tigers made College Football Playoff appearances in all four campaigns. From 2021-23, he served as a video graduate assistant for Clemson's offense.

Prior to attending Clemson, Shipman assisted current Clemson Passing Game Coordinator/Tight Ends Coach Kyle Richardson during Richardson's tenure as head coach at Northwestern High School in Rock Hill, S.C., helping the Trojans to state titles in 2013 and 2015.

Shipman earned bachelor's degrees from Clemson in both accounting and economics in August 2021. He added a master's degree in athletic leadership in December 2023. He is married to his wife, Amber.



## JORDAN SORRELLS

**GENERAL  
MANAGER**  
10<sup>TH</sup> SEASON • FURMAN '09

Jordan Sorrells is in his 10th season with the Clemson football program and his first as Clemson's General Manager in 2024.

Sorrells' list of duties includes management of the prospect evaluation process, organizing prospect visits, prospect communications, coaches recruiting travel logistics and planning and executing recruiting events. During his tenure, he has held a variety of titles in the team's recruiting department, most recently serving as Senior Director of Recruiting and Player Development from 2022-23 before moving into his current role.

Throughout his time with the Tigers, Sorrells has helped guide Clemson's roster-building, recruiting and retention efforts. Clemson has ranked in the top 10 of 247Sports' Team Talent Composite every year since 2016, including multiple years ranked among the nation's five most talented rosters.

In his first nine seasons at Clemson, Clemson posted a 109-17 overall record with seven ACC titles, six CFP berths, four national title game appearances and two national titles. Clemson's 69 wins from 2015-19 were the most by any team in a five-year span in the AP Poll era and preceded a 2020 recruiting class that ranked No. 1 by ESPN, No. 2 by Rivals and No. 3 by the 247 Composite.

The Greenville, S.C., native came to Clemson in 2014 from Furman, where Sorrells served as director

of football operations during the 2011-14 seasons and was a part of the 2013 Southern Conference championship team.

Sorrells earned his degree from Furman in 2009, where he was a two-year starter at quarterback. He holds career records for passing touchdowns and is second in passing yards and completions.

He and his wife, Sarah Kathryn, reside in Clemson and have two sons, Will and Jack, and a daughter, Ellie.



## COLE STOUTD

**OFFENSIVE ANALYST, ASSISTANT WIDE  
RECEIVERS COACH**  
4<sup>TH</sup> SEASON • CLEMSON '15

Cole Stoudt is in his fourth season assisting Clemson's offense and his first as an offensive analyst and assistant wide receivers coach in 2024.

Stoudt joined Clemson's staff following two seasons as quarterbacks coach at Morehead State from 2018-19 prior to the postponement of the 2020 FCS season. He served in an offensive player development role for Clemson across the 2021-23 campaigns.

Stoudt entered the coaching ranks as an offensive graduate assistant at Jacksonville State, assisting the program's quarterbacks for three years from 2015-17 and helping quarterback Eli Jenkins earn OVC Offensive Player of the Year honors in 2015 and 2016. During his time on staff, Jacksonville State won three OVC championships, went 23-0 in the league and appeared in the 2015 FCS title game.

Stoudt was a four-year letterman at quarterback for Clemson from 2011-14, passing for more than 2,600 yards. He was named Most Valuable Player of the 2014 Russell Athletic Bowl after throwing for 329 yards and three touchdowns against Oklahoma. He earned a degree in sociology from Clemson in 2015.

Stoudt is married to his wife, Alexandra, with whom he has a daughter, Ryann, and a son, Cooper.



## DREW SWINNEY

**OFFENSIVE PLAYER DEVELOPMENT,  
ASSISTANT WIDE RECEIVERS COACH**  
2<sup>ND</sup> SEASON • CLEMSON '22

Drew Swinney is entering his second full season on Clemson's staff and his first in offensive player development and assistant wide receivers coach roles in 2024.

Swinney appeared in 40 career games as a wide receiver for the Tigers from 2018-22, playing on Clemson squads that earned four ACC championships, three College Football Playoff berths and the 2018 national title. He recorded 14 career receptions for 96 yards in addition to serving as the team's starting holder on placekicks in his final season in 2022.

A five-time ACC Honor Roll selection, Swinney earned his bachelor's degree in marketing in 2022 and added his MBA from Clemson in 2023. He is married to his wife, Mary Crosby.



## ROSS TAYLOR

**ASSOC. AD, FOOTBALL COMMUNICATIONS  
& STRATEGIC INITIATIVES**  
7<sup>TH</sup> SEASON • MISSOURI '10

Ross Taylor is in his seventh year overseeing football communications at Clemson. He succeeded CoSIDA Hall of Famer Tim Bourret in July 2018 to become just the third director of football communications at Clemson since 1955.

Taylor has guided media relations efforts amid three College Football Playoff berths, including two title game appearances, and has helped promote six consensus All-Americans as well as winners of the Campbell Trophy, Butkus Award, Archie Griffin Award, Disney Spirit Award and Bear Bryant Award. Clemson has received the Super 11 Award for excellence in media relations from the Football Writers Association of America in each of his first six seasons.

Taylor came to Clemson after spending seven years with the team known currently as the Washington Commanders, including the last three seasons as director of communications. He began as a media services assistant with Washington in 2011.

A native of Coppell, Texas, Taylor graduated magna cum laude from the University of Missouri School of Journalism in 2010.



## BRANDON THOMAS

**OFFENSIVE PLAYER DEVELOPMENT,  
ASSISTANT OFFENSIVE LINE COACH**  
3<sup>RD</sup> SEASON • CLEMSON '13


Brandon Thomas is in his third season assisting Clemson's offense and his first in offensive player development and assistant offensive line coaching roles in 2024.

Prior to returning to Clemson as an offensive graduate assistant for the 2022-23 seasons, Thomas played 2,765 offensive snaps at Clemson in his four-year collegiate career spanning 2010-13, the 10th-most of any player in Clemson history at the time of his departure. He was a two-time All-ACC selection, earning first-team honors in 2012 and second-team honors as a team captain in 2013.

After being selected by the San Francisco 49ers in the third round (No. 100 overall) of the 2014 NFL Draft, Thomas spent six seasons in NFL from 2014-19 with the 49ers (2014-15), Detroit Lions (2016-17) and Jacksonville Jaguars (2018-19). He spent the 2020 season as an assistant coach at Daniel High School in Central, S.C., helping the program to the 2021 AAA state title.

Thomas earned a degree in secondary education from Clemson in 2013 and is presently pursuing a master's degree in business administration. He is also a licensed real estate agent.

Thomas and his wife, Colleen, have two daughters, Mary Kate and Leila, and a son, R.J.



## CARTER THOMASON

**DEFENSIVE ANALYST, ASSISTANT  
LINEBACKERS COACH**  
7<sup>TH</sup> SEASON • CLEMSON '20

Carter Thomason is in his seventh season with the Clemson football program, including his third season as a defensive

# FOOTBALL SUPPORT STAFF

analyst and his first season as an assistant linebackers coach in 2024.

Thomason served as a student coaching assistant for Clemson from 2018-20, assisting in a variety of roles that included contributions to game planning, data management, film study and recruiting. He transitioned into a video graduate assistant role in 2021 before being hired as a defensive analyst in early 2022.

Prior to attending Clemson, Thomason served as a student coach at North Gwinnett (Ga.) High School in 2017, helping his team to a Georgia 7A state title.

Thomason earned his bachelor's degree from Clemson in political science in 2020 and added a master's in athletic leadership in 2022. He is married to his wife, Abby.



**MEAGHAN TURCOTTE**

**DIRECTOR OF PERFORMANCE NUTRITION**  
2<sup>nd</sup> SEASON • CLEMSON '18

Meaghan Turcotte is in her second season as Director of Football Performance Nutrition at Clemson after returning to her alma mater in that role in January 2023.

Prior to her return, Turcotte served in the same role at Miami in 2022. A year earlier, she served in an assistant director capacity at Georgia during the Bulldogs' national championship season in 2021.

Turcotte earned her bachelor's degree in nutrition and dietetics from Clemson in 2018 and added a master's degree in sports nutrition from Georgia in 2019, graduating summa cum laude from both universities. She also worked in the nutrition department for both football programs during her time as a student.

Turcotte completed a dietetic Internship through the University of Houston and is a Registered Dietitian and Licensed Dietitian.

Turcotte is a native of Pepperell, Mass.



**ELIJAH TURNER**

**DEFENSIVE ANALYST, ASSISTANT CORNERBACKS COACH**  
4<sup>th</sup> SEASON • CLEMSON '19

Elijah Turner is in his fourth season on Clemson's support staff in 2024.

Turner joined Clemson's staff as a defensive graduate assistant in 2021 immediately following a five-year playing career. He served in a defensive player development role at Clemson across the 2022-23 seasons before becoming a defensive analyst and assistant cornerbacks coach in 2024.

Turner began his collegiate career at Presbyterian College, where he played defensive back from 2016-17 and finished second on the Blue Hose in tackles in 2017. Upon Presbyterian's transition to a non-scholarship model, Turner elected to walk on at Clemson, playing in 24 games across the 2018-20 seasons for squads that won a combined 39 games and made three College Football Playoff appearances.

Turner earned his degree in communication from Clemson in 2019 before starting his pursuit of a master's degree in athletic leadership during his final playing season in 2020. He is married to his wife, Sallie, and has a son, Tex, and daughter, Waylon.



**NOLAN TURNER**

**DEFENSIVE PLAYER DEVELOPMENT, ASSISTANT SAFETIES COACH**  
1<sup>st</sup> FULL SEASON • CLEMSON '20

Nolan Turner is entering his first full season on Clemson's support staff as a defensive player development assistant and assistant safeties coach in 2024.

Turner was a standout safety at Clemson from 2016-21, accruing 259 tackles (13.5 for loss), 20 pass breakups, seven interceptions, 3.0 sacks and two forced fumbles over 65 career games with 25 starts. He was part of five ACC title squads, five College Football Playoff berths, three national title game appearances and two national championships during his playing career.

Turner signed with the Tampa Bay Buccaneers as a college free agent in 2022 and played in five games for the organization that season. Upon his departure from the Bucs in August 2023, he returned to Clemson intermittently during the 2023 season before electing to pursue coaching full-time in 2024.

Turner earned his bachelor's degree in financial management in 2020 and added a master's in athletic leadership in 2021. His brother, Cole, is a redshirt sophomore on Clemson's 2024 squad.



**SHANELLE VALENTINE**

**DIRECTOR OF ON-CAMPUS RECRUITING**  
3<sup>rd</sup> SEASON • AUBURN '19

Shanelle Valentine is in her third season on Clemson's recruiting staff and her first as the program's director of on-campus recruiting in 2024. She works with the General Manager and Director of Recruiting in the planning and execution of all Clemson recruiting events.

Valentine joined the Tigers in the spring of 2022 and served two seasons as Clemson's assistant director of on-campus recruiting. Prior to coming to Clemson, she spent three seasons at her alma mater, Auburn, serving first as Assistant On-Campus Recruiting Coordinator from for the 2019-20 seasons and as the On-Campus Recruiting Coordinator in 2021 prior to her departure for Clemson in 2022.

Valentine earned her bachelor's degree in kinesiology and exercise science from Auburn in 2019. She added a master's degree in the field in 2022.



**LORENZO WARD**

**SPECIAL ASST. TO THE HEAD COACH & DEFENSE, ASST. LINEBACKERS COACH**  
1<sup>st</sup> SEASON • ALABAMA '01

Lorenzo Ward is in his first season at Clemson after joining the program in the spring of 2024. He serves as a special assistant to the head coach and defense and as an assistant linebackers coach.

Ward joined the Tigers with 30 years of full-time coaching experience across the NFL, FBS and FCS levels. He has produced 16 NFL defensive backs, including first-round picks DeAngelo Hall, Stephon Gilmore and Jaire Alexander.

Ward most recently served as the defensive coordinator at Tennessee-Chattanooga from 2019-23, includ-

ing a 2021 season in which his defense led the SoCon in scoring defense, total defense, rushing defense, passing defense, pass efficiency defense, sacks and interceptions. His 2023 unit helped return the Mocs to the FCS playoffs for the first time since 2016.

Ward's coaching career began in 1991 as a graduate assistant at his alma mater, Alabama. He later served as Chattanooga's defensive backs coach from 1994-98 before taking the same role at Virginia Tech from 1999-2005. He spent the 2006 season coaching defensive backs and special teams for the Oakland Raiders before spending eight years in the SEC as Arkansas' secondary coach in 2008 and South Carolina's defensive coordinator from 2009-15.

Ward served as Fresno State's defensive coordinator in 2016 before joining Louisville in 2017 as its secondary coach. In his second season with the Cardinals, he served as the program's interim head coach following the dismissal of Bobby Petrino.

A native of Greensboro, Ala., Ward played for the Crimson Tide from 1986-89 under coaches Ray Perkins and Bill Curry. He and his wife, Tara, have a son, Lorenzo Jr., a former running back at The Citadel.



**ANDREW ZOW**

**OFFENSIVE ANALYST, ASSISTANT RUNNING BACKS COACH**  
4<sup>th</sup> SEASON • ALABAMA '01

Andrew Zow is in his fourth season assisting Clemson's offense in 2024.

Zow joined Clemson as an offensive analyst in 2021 before becoming a senior offensive assistant across the 2022-23 seasons. In 2024, he became an offensive analyst and assistant running backs coach.

Prior to his time with the Tigers, Zow collected 13 years of coaching experience at the high school level, including stints at Union County (Fla.) High School from 2007-09, Oak Mountain (Ala.) High School in 2011, Montevallo (Ala.) High School from 2012-15, Calera (Ala.) High School from 2016-18, Bessemer City (Ala.) High School in 2019 and Sylacauga (Ala.) High School in 2020, serving as head coach at Union County and in each of his last three stops.

After redshirting in 1997, Zow played collegiately at Alabama from 1998-2001, finishing his career as the program's career leader in pass attempts, completions, pass yards and total offense. He compiled 5,983 career passing yards and 35 touchdowns with the Crimson Tide and helped No. 7 Alabama, a squad for which Dabo Swinney served as wide receivers coach, to a 34-7 win over No. 5 Florida in the 1999 SEC Championship.

Zow graduated from Alabama in 2001 with a degree in sports fitness management and was an Academic All-SEC honoree. The native of Lake Butler, Fla. is married to his wife, Amebriss, and has three children: Andrew Jr., Ashton and Avry.



# FOOTBALL SUPPORT STAFF



**J.T. BANDY**  
Assistant Director of  
Operations



**DILLON BARRON**  
Assistant Athletic Trainer



**BEN BATSON**  
Strength & Conditioning  
Graduate Assistant



**JENNIFER BENTON**  
Director of  
Office Operations



**BROOKS COCKRELL**  
Assistant Director  
of Creative Media



**JEWEL DAVIS**  
Director of Like Skills  
& Community Service



**ANDREW FELDMAN**  
Assistant Director of  
Video & Technology



**ANNA KATE GUNN**  
Assistant to the Head  
Coach & Freshman  
Transition



**NOAH HARVIN**  
Assistant Director  
of Equipment



**JAMES HAYNES**  
Assistant Director of  
Player Personnel



**JACKSON JONES**  
Assistant Director  
of Creative Media



**DALTON LEDFORD**  
Executive  
Performance Chef



**KELLI LOWE**  
Assistant Athletic Trainer



**SOKIRI MALULA**  
Assistant Director  
of Coaching Video &  
Technology



**ANTOINE McCLAIN**  
Director of Former  
Player Engagement &  
Development



**JAYSE McQUAIG**  
Assistant Director of  
Internal Creative &  
Technology



**KAYLA OWENS**  
Player Relations  
Coordinator



**AMY PERALTA**  
Assistant Director of  
Performance Nutrition



**REGGIE PLEASANT**  
Life Coach




**DANNY POOLE**  
Assistant Manager for  
Football Administration  
& Facilities



**RYAN ROSS**  
Director of  
Physical Therapy



**NICK SAUL**  
Assistant Athletic Trainer




**DAVIS SAVOY**  
Assistant Director of  
Office Operations



**JOHN SCOTT JR.**  
Defensive Player  
Development Intern



**ASHLEY SPIERS**  
Executive Assistant  
to the Head Coach



**WILL SWINNEY**  
Offensive Player  
Development Intern



**JOSH WALL**  
Associate Director of  
Player Personnel &  
High School Relations



**NICK YARDI**  
Director of Equipment





# UNIVERSITY PRESIDENT



## JIM CLEMENTS

- CLEMSON UNIVERSITY PRESIDENT
- 11<sup>TH</sup> FULL SEASON AT CLEMSON
- UMBC '85, '91, '93, JOHNS HOPKINS '88

President Jim Clements became Clemson University's 15th president on Dec. 31, 2013, and since his arrival, the value of the Tiger Paw has never been higher. Clemson's First Lady and Honorary Clemson Alumna, Beth Clements, is also a true Clemson treasure. The Clements have been married for 33 years and have four children and six grandchildren who are also ALL IN for Clemson.



### BY THE NUMBERS

#### STUDENT SUCCESS

- President Clements has led commencement ceremonies for nearly 70,000 graduates at Clemson. These graduates represent more than 37 percent of Clemson's 188,000 living alumni.
- Freshman applications have more than tripled since his arrival to more than 61,000 in 2024.

#### FACULTY SUCCESS

- Total research expenditures reached an all-time high of \$287 million last year.
- Clemson achieved and was reaffirmed Carnegie R1 for highest research activity.

#### INVESTING INTO CLEMSON

- Clements has helped raise more than \$2.5 billion in private funds, including over \$1.8 billion since he arrived at Clemson, resulting in record-breaking fundraising every year.
- The value of the Clemson Foundation Endowment has doubled since Clements arrived at Clemson and surpassed \$1 billion for the first time in 2021.
- \$2.6 billion has been invested in new or renovated facilities.

#### ONE OF THE BEST IN THE NATION

- Clemson is on more than 100 top-20 lists, including "Friendliest Students," "Best Career Services," "Most Trusted Universities," "Best Alumni Network" and "Best Schools for Making an Impact."



## #CLEMSONFAMILY



THE CLEMENTS FAMILY (FROM LEFT TO RIGHT AND BACK ROW TO FRONT ROW) - CAROLINE, MAX, TANNER, MAGGIE, JIM, BETH, TYLER, HANNAH, EVA, GRACE, MARGOT, TEE, ELIZA, CANNON, RONAN.



# DIRECTOR OF ATHLETICS



## GRAHAM NEFF

- **DIRECTOR OF ATHLETICS**
- **3<sup>RD</sup> FULL SEASON AS DIRECTOR OF ATHLETICS AT CLEMSON**
- **12<sup>TH</sup> FULL SEASON AT CLEMSON**
- **GEORGIA TECH '06**

Graham Neff was named Clemson's 14th director of athletics on Dec. 23, 2021 in the midst of his ninth year at Clemson and is now in his third year in the role. During his tenure, Neff has established himself as a forward-thinking leader with a focus on student-athlete well-being and academic and athletic success. Additionally, he has helped to navigate a complicated national landscape, working closely with key stakeholders to stay at the forefront of the issues with an emphasis on the impacts to Clemson.

Neff has overseen significant facility development, including investments at football and a women's sport expansion project to house the new lacrosse and gymnastics teams. He led the bringing of Clemson's multimedia rights in-house, developed a comprehensive NIL program and launched a streaming service, Clemson+. IPTAY has seen record-breaking growth in the past year, which included the largest gift in IPTAY history.

On the field, it has led to significant results. In the 2022-23 season, Clemson's teams won four ACC titles for the first time since 1998-99. In the 2023-24 year, four programs advanced to national quarterfinals, an accomplishment that had not occurred since 1979-80. And in 2023, the men's soccer program claimed its second national championship in three years.

He has been in senior leadership positions within Clemson athletics since 2013, including as chief finan-

cial officer and director of capital projects prior to his most recent role as deputy director of athletics. Neff has helped oversee the build and financing of more than \$200 million in facility improvements, aided in the continued development of IPTAY, and served as a sport administrator for football and men's basketball.

Neff works consistently with key university stakeholders, including the university Executive Leadership Team, The Board of Trustees, IPTAY Board of Directors, Athletics Council and several university committees and appointments.

During his time as a sport supervisor, the football program won two national championships, the men's basketball program made two NCAA Tournament appearances, including a Sweet 16 run in 2018. Academically, Clemson's graduation success rate has been above 91 percent for 10 consecutive years, best the nation among public power conference institutions with a 97-percent mark for the most-recent data release, and student-athlete total GPA has been above 3.0 for 12 straight semesters.

Neff has helped develop several key areas of the department, including the financial philosophy, fundraising, student-athlete welfare and external operations management, and in 2019, he was named one of Sports Business Daily's "power players." In 2021, he was named to SBJ's 40 Under 40 list.



Prior to his role as deputy AD, he joined Clemson in 2013 as associate AD of finance & facilities. Before Clemson, he served two-plus years in several senior administrative roles with Middle Tennessee athletics, with emphasis in finance, facilities and external operations.

A civil engineering graduate of Georgia Tech, he served as a student manager for Head Coach Paul Hewitt and the men's basketball program, advancing to a Final Four in 2004. Neff worked in the financial advisory services group at Deloitte & Touche from 2006-08 prior to returning to a finance and ticketing role at the Georgia Tech Athletic Association. He earned an MBA from Georgia Tech in 2010.

Neff and his wife, Kristin, have three sons, Grady, and twins, Emmett and Nolan.





IPTAY, founded in 1934, was one of the first scholarship fundraising organizations in college athletics. Its roots trace back to Oct. 16, 1931 following a surprising 6-0 football loss against The Citadel.

After the game, Captains Frank Jervey and Pete Heffner along with Head Coach Jess Neely and Assistant Coach Joe Davis met in a car outside the stadium in Florence, S.C. to discuss various ways Clemson could establish its football program to a competitive status.

Shortly after the meeting, Dr. Rupert Fike offered his help after corresponding with Jervey. Neely believed he could run a successful football team if he was provided a \$10,000-a-year increase in scholarships.

Initially, Jervey called for members to pay \$30 a year, but Fike recommended a smaller amount of money, which he believed would lead to more members joining. Fike charged 100 people to step forward and pay \$10 a year, which is where the name IPTAY (I Pay Ten A Year) originated.

In 1934, the first year of IPTAY, over \$1,600 was raised. Some donors negotiated payments in the form of bartering



because of the Great Depression. Milk, sweet potatoes, turnip greens and other goods were accepted in an attempt to build a solid membership base.

However, the hard work of Fike and his colleagues began to pay off in the 1939 season, as the Tigers went to their first bowl game, the 1940 Cotton Bowl, where they beat Boston College 6-3 and finished in the top 25 of the AP poll. Coincidentally, IPTAY reached Neely's \$10,000 goal for the first time in 1939.

In more recent years, IPTAY's growth of support for Clemson student-athletes has continued to elevate. In addition to athletic scholarships, IPTAY also provides funding for new and upgraded facilities, strength & conditioning, nutrition services, life skills and more. IPTAY is also a strong supporter of Tiger Band,

providing funding for new uniforms and travel expenses.

IPTAY is considered by many to be the father of athletic fundraising. It was the first organization in the nation to build and fund an academic support facility solely for educational resources for student-athletes.

Vickery Hall opened in 1991 and established itself as a nationally-recognized program for student-athlete support. The program moved to the Nieri Family Student-Athlete Enrichment Center at the west endzone of Memorial Stadium in 2017.

The IPTAY Collegiate Club, started in 1997, continues to be the model student fundraising organization in the country. Additionally, the IPTAY Tiger Cub Club allows children to be mem-

bers of IPTAY at a young age. The IPTAY REP volunteer program continues to be a leadership group that grows the IPTAY organization through its role as volunteer annual fundraisers.

IPTAY introduced the endowment of positions program under former Executive Director George Bennett. IPTAY implemented the program in 1994 during the 85th-birthday celebration for former Clemson Head Coach Frank Howard. The first endowment honored Howard, who coached the Tigers for 39 seasons and established much of Clemson football's storied traditions.

The Riggs giving level, established in 2015, is IPTAY's highest annual donation level. IPTAY, led by CEO Davis Babb, has expanded its organizational service to move toward a broader scope of full service. This includes capital gifts, improved marketing plans, estate planning and increasing our membership through our IPTAY REP volunteer program.

For additional information on how you can support IPTAY and all Clemson University student-athletes, call the McCarter Family IPTAY Center at 1-800-CLEMSON or visit the IPTAY website at [ClemsonTigers.com/IPTAY](https://ClemsonTigers.com/IPTAY).



**THE McCARTER FAMILY  
IPTAY CENTER OPENED AT  
MEMORIAL STADIUM IN 2019.**



# ALLEN N. REEVES FOOTBALL COMPLEX



Head Coach Dabo Swinney and Tiger athletics sought to build “the forever home of Clemson football” when envisioning what would become the Allen N. Reeves Football Complex, which opened in January 2017. Six years later, the facility remains among the gold standards of performance facilities, not just in college football, but in all of sports worldwide.

While discussion about the \$55 million facility spanning in excess of 142,000 square feet often centers around its bells and whistles, its design offers unparalleled functionality. During the facility's ideation, Clemson staff toured more than 35 sports performance facilities, pulling the best, most innovative ideas from every location and using the gleaned insight to create what 247Sports ranked as the nation's No. 1 facility as recently as 2021.

Upon entry into the main lobby of Allen N. Reeves Football Complex, the first thing visitors see are national championship trophies sitting in front of a video screen flanked by massive trophy cases housing additional hardware from Clemson's history. The lobby also displays a scaled replica of Howard's Rock and the Hill from Memorial Stadium, which also includes a button to play audio of Brent Musburger describing college football's grandest entrance prior to Clemson's 2013 game against Georgia.

At the behest of Swinney's original design, immediately visible on the lobby's right side is the home of P.A.W. Journey, a program that cultivates leadership on the team through four main

pillars...personal growth, life skills and community service, career and professional development and former player engagement under the guidance of former All-American Jeff Davis.

Next to it, a corridor lined with all of the rings won in Clemson history leads to Hendrix Family Paw Bistro, the best-in-class dining facility whose cuisine is cited by many current and former players as their favorite part of the facility.

Despite national praise for the young facility, Clemson has not rested in its

pursuit of making the facility the nation's standard-bearer. In the last several years, the Tigers have continued to invest in the facility's ability to meet the needs of the modern student-athlete, both on and off the field.

In 2023, Clemson completed the addition of Allen N. Reeves Clemson Athletics Branding Institute, a 12,000-square-foot, two-story area on the west end of Betty Sheppard Poe & William Maxwell Poe Indoor Facility and steps from the spacious weight room.

The institute, described in detail on pages 48 and 49 and known colloquially as “The CAB,” contains two spacious photo and video studios, a customizable lighting grid, an audio studio, editing space, office space, meeting space and more to provide on-site resources for student-athletes choosing to pursue sponsorship opportunities and content generation. The lower level of the facility is also home to Smart Family Media Center for press conferences with Head Coach Dabo Swinney and student-athletes.





# ALLEN N. REEVES FOOTBALL COMPLEX

A balcony on the top level of the institute overlooks Poe Indoor Facility, an 80,000-square-foot, \$10 million structure completed in late 2012. Clemson updated the facility in the spring of 2023, replacing the decade-old playing surface with a Hellas Matrix Helix monofilament synthetic turf system with RealFill rubber atop its Cushdrain drainage and shock pad. The surface helps to minimize wear and tear on Tiger players while allowing the team to continue its preparation in the event of inclement weather.

The facility also received an aesthetic and functional facelift in 2023, with new photos and graphics adorning the walls and the addition of new storage areas for equipment staff. The facility also includes raised video platforms, a game-ready scoreboard, four play clocks, a videoboard and a sound system.

A year earlier, Clemson invested significantly in the holistic health and wellness of its student-athletes with the completion of its "100 Yards of Wellness" area inside Allen N. Reeves Football Complex in 2022. Detailed further on pages 50 and 51, the project has become a central hub and hotbed of student-athlete activity as modern athletes continue to buy into the concept of "prehab," load management and active recovery. The collaboration of Clemson's Director of Applied Science Dr. Alex Bina and Head Athletic Trainer Pat Richards, two young, dynamic leaders in their respective fields, has kept Clemson at the forefront as one of the world's top sports science facilities.

In addition to being a free resource for Clemson's active student-athletes, the space has become a draw for Tiger alumni in the NFL. With Clemson's professional-grade-or-better training areas, Tigers in the NFL have routinely returned and brought their NFL teammates to



train in Clemson's facilities during summers between minicamp and training camp. The facility, including the 100 Yards of Wellness area, has inspired both awe and jealousy from NFL players who played collegiately at other programs.

Adjacent to the dining area and 100 Yards of Wellness are the outdoor player village and indoor player lounge. The outdoor area includes a nine-hole miniature golf course, an artificial-surface wiffle ball diamond, a sand volleyball facility, pickleball court, horseshoe pit, fountain with a Tiger Paw monument, outdoor kitchen and lounge area.

The indoor player lounge is complete with a two-lane bowling alley, Pop-A-

Shot, three different video-game console centers, multiple ping-pong and pool tables, a shuffleboard table and Super Bikes motorcycle arcade game. Adjacent to the ping-pong tables is a golf simulator, where student-athletes can play many great golf courses from around the world and learn the game (and professional networking tool) in a comfortable setting.

Down the corridor from the golf simulator is an expanded and renovated barber shop with a pedicure station and massage chairs. The shop's 2021 expansion was designed and constructed in part by former Tiger defensive end Justin Foster, a construction science graduate

who served as an assistant superintendent on the renovation project prior to his final season at Clemson. Next to the barber shop is the nap room, designed to offer players a designated space to combat one of the largest obstacles to good mental health...lack of sleep.


Clemson's enormous weight room covers 23,000 square feet and debuted as the country's largest football-only weight room. The entire team can work out at once in the area that includes 20 inlay platforms, numerous machines, fatbells, kettlebells and dumbbells, as well as a well-equipped cardio deck overlooking the lifting area. It also houses the offices of Director of Performance Nutrition Meaghan Turcotte and her staff as well as a nutritional fuel bar.

Clemson's hydrotherapy areas include a large horizontal 47-degree cold tub that can handle 61 players at one time. Next to the locker room, it sits adjacent to the hydrotherapy portion of the 100 Yards of Wellness area that hosts a lap pool and four therapy pools.

The second floor houses offices and meeting spaces for Clemson football personnel, including Swinney's office, which is in the corner with accrued career memorabilia that serves for invited guests as a de facto museum of Clemson football and the future College Football Hall of Famer's career journey.

The second floor contains dedicated and customized meeting space for each position and the team meeting room that seats 180 people. The second level also features a movie theater with 20 lounge chairs.

But most famously, connecting the second-floor meeting spaces down to the locker room, weight room and practice fields is Clemson's renowned slide, which represents the most efficient means to get Tiger players from meetings to practice in a timely manner.





# P.A.W. JOURNEY



**P.A.W. JOURNEY  
AMBASSADORS**

Clemson football is unapologetic about developing its scholar-athletes through the cutting-edge leadership initiative that is P.A.W. Journey. P.A.W., which stands for “Passionate About Winning,” is the founding principle of this

player relations program, positioning Clemson’s football scholar-athletes to maintain a continually competitive posture towards all aspects of their lives.

Head Coach Dabo Swinney consistently encourages his scholar-athletes

to maximize all that the sport of football has to offer, including opportunities it creates and the skills it cultivates within each young man that can be used for a lifetime. P.A.W. Journey, serving as the guiding light for how to transfer all the

treasure to be gained from football, supports scholar-athletes daily in this endeavor.

P.A.W. Journey focuses on holistic development through its four pillars... Striped, C.U. in Life, 5th Quarter and Overtime. These pillars work harmoniously to progressively develop individuals as a whole so they can become first-class men and world-class leaders.

Striped intentionally identifies and fosters each person’s sense of purpose and the man they aspire to become. C.U. in Life bridges the gap between excellence on the football field and excellence in community, career and around the globe.

5th Quarter instills entrepreneurial spirit and executive skills through professional development, influential marketplace exposure and purposeful employment opportunities. Overtime provides Tiger football alumni and former players opportunities for leadership, growth and relationships, both internal and external to Clemson University.

Founded and led by Clemson’s very own Jeff Davis, P.A.W. Journey is the model player relations program in the country. Along with his team of dedicated personnel, Jeuel Davis, Antoine McClain and Kayla Owens, P.A.W. Journey supports and mentors Clemson’s football scholar-athletes from the time they step foot on campus to their graduation and beyond.

Praise for the P.A.W. Journey experience was echoed by alum Greg Huegel.

“P.A.W. Journey gave us every opportunity to grow as a man, as a leader, on the field, off the field, in our classes, with career development and community initiatives. Many of these different and



**VIC BURLEY AND MANY OF HIS  
TEAMMATES VISITED SOUTH  
AFRICA IN THE SPRING.**



# P.A.W. JOURNEY



**WADE WOODAZ DURING THE P.A.W. JOURNEY SHOWCASE IN THE SPRING.**

important characteristics are factors in people's lives, and P.A.W. Journey helps you implement them and put them into action."

Huegel served as a P.A.W. Journey ambassador, a prestigious leadership position currently held by 40 football scholar-athletes that allows them to collaborate with the P.A.W. Journey staff to address the team's needs and desires, as well as to be a representative for P.A.W. Journey on the team and campus, in the marketplace and in the community.

Huegel also took advantage of those opportunities, as he completed microinternships with various companies across the country. He came full circle and began managing his company's (Lima One) microinternship with P.A.W. Journey for current Tiger football scholar-athletes, and he never hesitates to return home to speak to the team and participate in P.A.W. Journey's initiatives.

The program not only encourages them to hone their skills and passions, it empowers them to lead. While no two journeys look the same, the ability to lead with confidence and conviction grows each day with each young man and the experiences they take part in.

"This trip gave me a lot of confidence in my talent off the field," said offensive lineman Tristan Leigh when asked about P.A.W. Journey Business Week in Los Angeles in 2023. "It was one of the first times I felt like more than a football player."

In addition to his outstanding dedication to maturation in the football arena, Leigh has been an emerging example of leadership in every arena of life, in-

cluding serving as a P.A.W. Journey ambassador and a member of Clemson's Student-Athlete Advisory Committee (SAAC). Leigh gives back to his community by speaking into the lives of young men just like himself at his high school back home in Fairfax, Va.

Within the ever-evolving landscape of college football, P.A.W. Journey is confident in its ability to recognize and respond to the needs of the newly empowered scholar-athlete at Clemson University and beyond.



## PERSONAL GROWTH

Striped intentionally identifies and fosters each individual's sense of purpose and the man they aspire to become. It emphasizes personal growth through utilizing influence, overcoming adversity and initiating transformation.

**CHARACTER • CONFIDENCE • CONVICTION**



## LIFE SKILLS & COMMUNITY SERVICE

C.U. in Life provides opportunities to learn and apply transferable skills, such as financial literacy, communication and mental health awareness. It encourages engagement in sustainable service that promotes the understanding and appreciation of humanity in domestic and global contexts.

**EDUCATE • EMPOWER • ENGAGE**



## CAREER & PROFESSIONAL DEVELOPMENT

5th Quarter instills entrepreneurial spirit and executive skills through professional development, influential marketplace exposure and purposeful employment opportunities. It provides a platform for continual connection to Clemson.

**PREPARATION • PASSION • PURPOSE**



## FORMER PLAYER ENGAGEMENT

Overtime provides Clemson football alumni and former players with opportunities for leadership, growth and relationships, both internal and external to Clemson University.

**CELEBRATION • CONNECTION • COMMITMENT**

Because being passionate about winning in the sport of football, and more importantly in life, will always be the

foundation for every Clemson Tiger to pursue first-class manhood and world-class leadership.



**P.A.W. JOURNEY SCHOLAR-ATHLETES TRAVELED TO CALIFORNIA FOR BUSINESS WEEK IN THE SPRING.**



# CLEMSON ATHLETICS BRANDING INSTITUTE



SCAN TO WATCH VIDEO



The “Best” in “Best is the Standard” got better in early 2023, as Clemson opened the Allen N. Reeves Clemson Athletics Branding Institute to provide Clemson student-athletes best-in-class facilities and resources for branding, marketing, sponsorship, content creation and more.

Attached to the west end of the Poe Indoor Facility, the 12,000-square-foot, two-story facility houses two photo and video studios, an audio studio, editing space, conference room and an NIL coordinator office, all intended to provide on-site resources for student-athletes choosing to pursue sponsorship opportunities and content generation. The facility is also home to the Smart Family Media Center.

From its ideation, “The CAB,” as Head Coach Dabo Swinney nicknamed it, has been intended as a destination for student-athletes seeking branding guidance and resources to help elevate themselves among a crowded marketplace.

“We’re going to call it The CAB because what does a cab do? It gives you a lift to your destination,” said Swinney.

“But guess what, you’ve gotta pay the fare. We can’t do it for you. You’ve got to do the work. I’m really excited about

it because it’s a living, breathing space where our guys know they can go for expertise.

“If you’re injured, you go to the training room. If you want to get stronger, you go to the weight room. This was an





# CLEMSON ATHLETICS BRANDING INSTITUTE

opportunity for our guys to know that if they want help with branding and sponsorship and NIL and tax education and finances and all of these very real-world issues, you go to The CAB where we have a dedicated space with people ready to help them."

According to C.D. Davies, former Clemson NIL coordinator and current general manager of 110 Society, that real-world experience is indispensable and part of Clemson's educational mission.

"This is a great education for them," Davies said of the opportunity for student-athletes to monetize their name, image and likeness. "They're getting an education that a lot of business schools don't get to give young people as far as actually being in the midst of doing these deals and negotiating for themselves, and we're giving them all the tools we can to make sure our players are in control of these transactions."

At the top of the stairs to the second floor of the new facility is a conference room overlooking Clemson's indoor practice field, providing a location for potential sponsors and collectives like 110 Society to meet with Clemson student-athletes.

Down the walkway overlooking the practice field sit three studio spaces for content creation. The first includes a 625-square-foot infinity wall plus permanently installed customizable lighting to provide Clemson content creators and others quick, turnkey options for professional-grade studio space. It also includes a feature wall adorned with a neon-backlit Clemson logo. The second studio is a blank canvas to provide great-



er flexibility for creation of custom photo and video sets. The third is a soundproof studio complete with top-of-the-line RØDECaster equipment for the produc-

tion of audio content such as Clemson's 2 Right Turns podcast.

The ground level is home to the Smart Family Media Center, which will

serve as a central hub for Clemson's award-winning media operations. The 1,200-square-foot center includes wired workspace for 40 media members to work comfortably and efficiently while interviewing Clemson personnel seated in front of the stage's 163-inch video branding wall, which can be customized for each student-athlete.

The creation of the Smart Family Media Center is the latest illustration of Clemson's larger commitment to serving local and national media and helping them tell the stories of Clemson's student-athletes. Through 2023, Clemson's Athletic Communications staff has won 11 Super 11 awards, presented annually by the Football Writers Association of America to the Football Bowl Subdivision's most helpful sports information departments, the most in the award's history. Clemson's coaches' and student-athletes' helpfulness and authenticity with the media resulted in Clemson becoming the first program ever to earn the honor in nine consecutive years, doing so from 2015-23.

Building construction and renovations for The CAB also included the creation of updated spaces for pro scouts and for returning Clemson football players. The Pro Scout Room has nine workstations for NFL scouts to watch tape, write reports and meet with Clemson personnel. A few yards away is Clemson's NFL locker room, a dedicated space for former NFL players to dress and shower upon their returns to Clemson to train in the offseason.





# 100 YARDS OF WELLNESS



SCAN TO WATCH VIDEO

Clemson's path to the forefront of elite athlete recovery started with a culture change. For generations, despite the best efforts and cheeriest dispositions of athletic trainers, an unfortunate misconception lingered...the athletic training room is for the injured, and for the injured, the athletic training room is not a happy place to be.

"We really wanted to get away from the mentality of the 'Training Room,'" said Head Coach Dabo Swinney. "We wanted to get away from the idea that it was only for guys who are injured and don't want to be in there."

Enter Jeanne & Brian Penner 100 Yards of Wellness, Clemson's new \$4.9-million wellness space at Allen N. Reeves Football Complex spanning roughly 300 feet in length that has become a central hub of activity and major point of pride for Clemson football.

Completed in 2022, 100 Yards of Wellness represents the natural evolution of Tiger football's long-time commitment to student-athlete health and wellness. By literally and figuratively breaking down walls that divided the focus areas, the new space combines Clemson's athletic training and rehabilitation expertise with its continued innovation in active recovery and applied science.

"Now it's a total wellness commitment, the mental side, the wellness side, the 'prehab' side, the applied science side, your stretching, your nutri-

tion...all of it combined in this one big space," said Swinney. "It has created an environment where the guys want to be there all the time."

In 2018, Clemson enclosed what was previously an outdoor patio area to create Clemson Applied Science Lab (or CASL, pronounced "castle"). The area served a two-fold mission. It served as the hub of Clemson's data and performance analysis as well as a space for "prehab" and recovery.

As Clemson student-athletes bought in, the space became one of Allen N. Reeves Football Complex's most heavily trafficked areas. With demand quickly outgrowing the footprint, Clemson embarked upon the renovation and expansion immediately after the team's final practice of the spring in 2022.

Whereas walls previously divided the athletic training room from the recovery space, the new open-concept area features Clemson's medical diagnostic and

treatment area to the north and the recovery space to the south, bisected by a nutrition bar. Visitors are often surprised to find an almost club-like atmosphere with upbeat music and moving colored lights creating a welcoming environment rather than a stale, clinical one.

The center has created additional collaboration between the athletic training staff, led by Head Athletic Trainer Pat Richards, and Clemson's applied science group, pioneered by Dr. Alex Bina.





# 100 YARDS OF WELLNESS

"There is no one in the country I would rather have caring for our student-athletes in these positions than the duo of Pat Richards and Alex Bina," said Swinney. "Pat is incredibly well respected and is a young, dynamic leader in the athletic training industry."

"Alex is an example of blooming where you're planted. He was a student volunteer who went from working from a laptop on a weight room stool to creating an applied science department that operates college football's premier recovery facility. Those two are the best in the business, and that shows in how much our players love them and trust them."

Clemson's treatment and athletic training room area includes all requisite athletic training resources, including a diagnostic office with a full digital X-ray space and diagnostic ultrasound, general medical exam room, 30 yards of turf and hydrotherapy areas, including two underwater treadmills. Among the features of the recovery center are:


- A cryotherapy chamber for muscle recovery through extreme cold temperature exposure.
- Infrared hyperthermic Cocoon pods for far-infrared light therapy and vibrational massage.
- A sensory deprivation float tank that houses 1,200 pounds of Epsom salt dissolved in water at skin temperature

to remove athletes from light, sound and some gravitational force.

- Photobiomodulation therapy beds that leverage multiple wavelengths of infrared light to reduce oxidative stress.
- A hyperbaric chamber to create a pressurized environment for concentrated oxygen intake.
- Numerous massage chairs, including both percussive massage and hydro-massage options.
- Percussive Hypervolt massage guns.
- Dedicated tables and space for practitioner-assisted stretching, percussive massage gun therapy, and Normatec compressive sleeves provided to each player prior to the season.
- Functional testing equipment to obtain objective information on student-athlete muscle and joint function that can be used for injury prevention and return-to-play purposes.

The renovations also included updating the outdoor basketball court into an indoor basketball court, which, in addition to being a source of friendly competition, now can be transformed following games into a movement studio for active recovery modalities like yoga.

The CASL is also a nap destination, but the high-energy vibes and heavy traffic of the subsequent 100 Yards of Wellness space required an additional solution. Atop a portion of the south end of



the recovery area is what the team calls "Tranquility Tower," an upstairs, quiet location with much of the same recovery equipment, but in a serene, peaceful environment conducive to rest and away from the social activity of the main floor.

Clemson's recovery resources have become a source of envy for its former players. Two-time All-American and NFL wide receiver Sammy Watkins remarked

to Swinney that he routinely spends more than \$50,000 annually on services to maintain his body now provided to Clemson student-athletes for free.

The facility has also become a destination for Clemson's alumni in the NFL, as several dozen NFL players have opted to train in Clemson during recent off-seasons to take advantage of the state-of-the-art recovery space.





# CLEMSON APPLIED SCIENCE LAB



Brook T. Smith Clemson Applied Science Lab ("The CASL") has a very simple mission... "Carry out the vision of the head football coach by providing confidence to student-athletes that their physical and technical development is constantly advancing."

Director of Applied Science Dr. Alex Bina has done everything in his power to ensure that those words ring true and Tiger student-athletes are given every possible opportunity to both improve performance and physically recover, using any and all modern technologies available.

The two key focuses of "The CASL" are maximizing performance and expediting recovery.

The ultimate goal is quantifying human performance. Once the body and its abilities are put into numerical terms, it becomes considerably easier to determine what needs to be improved and the best possible route to enhance it.

Throughout the yearly training cycle, athletes are evaluated using technologies that leverage motion capture, force plates, sensory station, augmented reality, force transducers and GPS sensors in order to quantify athletic development. Through this process, an athlete's body composition, movement efficiency, vertical jump performance, cognitive reasoning skills, specific muscle strength, joint range of motion and on-field speed become clear to coach and athlete alike.

By building a database of the "Clemson Effect" on athlete development and performance, the Clemson football staff can continue to build championship squads for future generations of Tiger players.

Not only does "The CASL" provide coaches and student-athletes with quantitative data with which they can analyze performance, it also is a key resource

for student-athletes to use during the recovery process and injury risk mitigation protocols. Bina stressed that quick and healthy recovery is the priority of the staff at "The CASL."

The path to success in recovery is a two-step process. The first is communication and collaboration between the student-athlete and his strength & conditioning coach, nutrition and sports medicine experts and his sports psychologist. The second is using the established baseline scores of the student-athlete as targets for return-to-play protocols and as a foundation for injury-prevention training.

In 2022, through a collaborative effort with the sports medicine staff, "The CASL" launched an injury-risk-mitigation protocol that leverages data analysis to inform athlete-specific interventions.

After each training cycle (winter, spring, summer), the entire roster is evaluated for strength and mobility deficiencies or imbalances. These deficiencies inspire tune-up exercises carried out by the sports medicine staff to attack issues before they become long-term injuries.

The injury-risk-mitigation program carried out in "The CASL" was made possible through a cornerstone gift donated by Clemson alum and former Student Athletic Trainer Brook T. Smith ('89) to ensure that Clemson student-athletes can benefit from leading innovations occurring in human performance development.

Bina has always been interested in bioengineering, which is the degree he earned from Penn State. Bina, who received his Ph.D. from Clemson, is implementing a simple plan, which is to

"learn how the body works as a machine and put students in a position to manipulate that machine to improve recovery and performance."

Tiger players have been responding very positively to the work that Bina and "The CASL" have done for them, and as a program, Clemson has seen tremendous success in terms of both its players' short and long-term recoveries.

Bina wants to ensure that "everything possible is being done for them" to get them back to their peak performance as healthily and as quickly as possible.

As far as long-term and overarching goals and aspirations for "The CASL," Bina offered the following.

"When we talk about, 'Best is the Standard,' that means in all ways possible. This is just another piece of that puzzle."



THE CASL WAS MADE POSSIBLE THROUGH THE CORNERSTONE GIFT DONATED BY CLEMSON ALUM AND FORMER STUDENT ATHLETIC TRAINER BROOK T. SMITH ('89).



# STRENGTH & CONDITIONING

## STRENGTH ALL-AMERICANS

1978	Rich Tuten, MG
1981	Jeff Davis, LB Jeff Bryant, DT Lee Nanney, OT
1983	William Perry, MG
1984	Kenny Flowers, TB
1985	Jim Riggs, TE
1986	Ty Granger, OT
1987	Danny Pearman, TE
1988	Donnell Woolford, DB
1989	Vince Taylor, LB
1990	Levon Kirkland, OLB
1991	Mike Brown, C
1992	Brentson Buckner, DT
1993	Stacy Seegars, OG
1994	Nelson Welch, PK
1995	Brian Dawkins, SS
1996	Raymond White, MG
1997	Lamont Hall, TE
1998	Jason Gamble, C
1999	Damonte McKenzie, DL
2000	Terry Jolly, DT
2001	Woodrow Dantzler, QB T.J. Watkins, OG Kyle Young, C
2002	Nick Eason, DT
2003	John Leake, LB Gregory Walker, OT Leroy Hill, LB
2004	Steven Jackson, FB
2005	Dustin Fry, C
2006	Anthony Waters, LB Cullen Harper, QB
2007	Chris Clemons, S C.J. Spiller, RB
2008	Kevin Alexander, DE Thomas Austin, OG
2009	Marcus Gilchrist, CB Tyler Shatley, DT
2010	Dalton Freeman, C
2011	Brandon Thomas, OT
2012	Sammy Watkins, WR
2013	Stephone Anthony, LB Grady Jarrett, DT
2014	B.J. Goodson, LB Eric Mac Lain, OG
2015	Ben Boulware, LB Wayne Gallman, RB Jay Guillermo, C
2016	Deshawn Watson, QB Clelin Ferrell, DE Mitch Hyatt, OT
2017	Christian Wilkins, DT Austin Bryant, DE Gage Cervenka, OL Kendall Joseph, LB Dexter Lawrence, DT
2018	Tremayne Anchrum, OT Tanner Muse, S Sean Pollard, OL John Simpson, OL K'Von Wallace, S
2019	Matt Bockhorst, OG James Skalski, LB Cade Stewart, OL Regan Upshaw, DE
2020	Jordan McFadden, OT Baylon Spector, LB Davis Allen, TE Tyler Davis, DT Will Putnam, OL
2021	Ruke Orhoro, DT Will Putnam, OL Jeremiah Trotter Jr., LB

## DEDICATION AWARD WINNERS

1985	Kenny Flowers, TB John Phillips, OG
1986	Ty Granger, OT
1987	Mark Drag, MG
1988	Jeff Bak, C Mark Drag, MG
1989	Levon Kirkland, OLB
1990	Arthur Bussie, DT Curtis Whitley, C
1991	Ashley Sheppard, OLB
1992	Warren Forney, DT
1993	Ed Glenn, TE Stephon Wynn, TE Ed Glenn, TE
1994	Ed Glenn, TE
1995	Patrick Sapp, OLB
1996	Raymond White, MG
1997	Jason Gamble, C
1998	Jason Gamble, C
1999	Kyle Young, C
2000	Kyle Young, C Nick Eason, DT
2001	Chad Carson, LB Kyle Young, C Nick Eason, DT
2002	Jackie Robinson, WR
2003	Tony Elliott, WR J.J. Howard, DE
2004	Maurice Fountain, DE Steven Jackson, FB
2005	Chip Myrick, OG Anthony Waters, LB
2006	Chansi Stuckey, WR Anthony Waters, LB
2007	Tyler Grisham, WR Michael Hamlin, S Thomas Austin, OL
2008	Kavell Conner, LB Kavell Conner, LB Chad Diehl, FB
2009	Chad Diehl, FB Marcus Gilchrist, CB Chad Diehl, FB
2010	Coty Sensabaugh, CB
2011	Tajh Boyd, QB Spencer Shuey, LB
2012	Tyler Shatley, OG Spencer Shuey, LB
2013	Stephone Anthony, LB Sam Cooper, TE
2014	Ben Boulware, LB Charone Peake, WR Ben Boulware, LB Wayne Gallman, RB Jay Guillermo, C
2015	Dorian O'Daniel, LB Garrett Williams, TE
2016	Adam Choice, RB Clelin Ferrell, DE Luke Price, LB Garrett Williams, TE
2017	Gage Cervenka, OL Landon Holden, LB Amari Rodgers, WR James Skalski, LB
2018	Amari Rodgers, WR James Skalski, LB
2019	Davis Allen, TE Jack Maddox, LS James Skalski, LB Will Spiers, P
2020	Davis Allen, TE B.T. Potter, PK Jeremiah Trotter, Jr., LB
2021	Will Putnam, OL Aidan Swanson, P/PK Jeremiah Trotter Jr., LB

As part of Allen N. Reeves Football Complex that opened on Feb. 1, 2017, the Tiger program opened one of the top strength training facilities in the nation. The 23,000 square-foot football facility has all the latest in modern strength training that helps the Tigers prepare year-round.

The facility includes 20 inlay platforms, 30 pieces of cardio equipment, a full line of fatbells, kettlebells and dumbbells, eight different training zones and a nutrition bar.

The facility also has the latest high-tech sound system, many flatscreens and the best lighting available that puts wall graphics in full view, leading to the best possible work environment. In 2023, a videoboard was constructed inside the strength training facility.

The facility is attached to the indoor football facility and faces the outdoor practice facility, making for the most convenient and efficient facility in the nation.



# MEMORIAL STADIUM



Clemson's Memorial Stadium has been held in high esteem for many years. Whether it is players from the 1940s and 1950s, opposing players from the 1970s and 1980s or even professional players in the 1990s, the ambiance of this special setting is what college football is all about.

Clemson has finished in the top 20 in the country in average home attendance for 43 straight seasons. Clemson ranked third in the country and first in the ACC in total attendance in 2020 and led the conference (and finished 14th in the nation) in average attendance in 2023.

The storied edifice added to its legend when the first meeting of father-and-son head coaches (Bowden Bowl I) took

place before a record crowd of 86,092 in 1999. The legend was further enhanced from 2016-22, when the Tigers had an ACC-record 40-game home winning streak, tied for eighth longest in FBS history. Since the advent of the College Football Playoff in 2014, Clemson is 65-3 at home, tied for the highest home winning percentage in the nation.

The facility's mystique is derived from its many traditions, which date to its opening in the 1942 season, the legendary games and players and Clemson's corresponding rate of success. Entering 2024, the Tigers have totaled 340 wins in 82 years and have won 76.2 percent of the contests (340-104-7). Visiting defending national champions are 0-3

all-time at Memorial Stadium as well.

The stadium has definitely been good to the Tigers, but it was constructed against the advice of at least one coach. Before Jess Neely left for Rice after the 1939 season, he gave Clemson a message.

"Don't ever let them talk you into building a big stadium," he said. "Put about 10,000 seats behind the YMCA. That's all you'll ever need."

Instead of following Neely's advice, Clemson officials decided to build the

## TOP MEMORIAL STADIUM CROWDS

Rk	Attendance	Date	Opponent	W-L	Score
1.	86,092	10-23-99	Florida State	L	14-17
2.	85,872	11-19-94	South Carolina	L	7-33
3.	85,573	11-7-15	Florida State	W	23-13
4.	85,187	11-18-00	South Carolina	W	16-14
5.	85,036	11-3-01	Florida State	L	27-41
6.	85,024	11-29-14	South Carolina	W	35-17
7.	84,892	10-3-15	Notre Dame	W	24-22
8.	84,869	10-20-01	North Carolina	L	3-38
9.	84,867	11-19-88	South Carolina	W	29-10
10.	84,576	9-17-88	Florida State	L	21-24

new stadium in a valley on the western part of campus. The crews went to work, clearing, cutting, pouring and forming. On Sept. 19, 1942, Memorial Stadium opened with Clemson defeating Presbyterian by a score of 32-13. Those 20,000 seats installed for the opener would soon grow.

When the original part of the stadium was built in the early 1940s, much of the work was done by scholarship student-athletes, including football players. The first staking out of the stadium was done by two members of the football team, A.N. Cameron and Hugh Webb. Webb returned to Clemson years later to become an architecture professor and Cameron went on to become a civil engineer in Louisiana.

The construction of Memorial Stadium did not proceed without problems. One afternoon during the clearing of the land, a young player proudly announced that he was not allergic to poison oak. He then proceeded to attack the poison oak with a swing blade, throwing the plants to and fro. The next day, the boy was swollen twice his size and was hospitalized.

There are many other stories about the stadium, including one that Frank Howard put a chew of tobacco in each corner of the stadium as the concrete was poured.

Howard said that the seeding of the grass caused a few problems.





# MEMORIAL STADIUM

## HIGHEST HOME WIN % SINCE 2014

Rk	School	W-L	Win %
1.	Clemson	65-3	95.6
	Alabama	65-3	95.6
3.	Ohio State	61-5	93.8
4.	Georgia	56-6	90.3
5.	Oklahoma	53-8	86.9

"About 40 people and I laid sod on the field," he said. "After three weeks on July 15, we had only gotten about halfway through. I told them that it had taken us three weeks to get that far and I would give them three more weeks' pay for however long it took to finish. I also told them we would have 50 gallons of ice cream when we got through."

"After that, it took them three days to do the rest of the field. Then we sat down in the middle of the field and ate up that whole 50 gallons."

Howard said on the day of the first game in the stadium, "The gates were hung at 1 p.m., and we played at 2 p.m."

In 1958, 18,000 sideline seats were added, and in 1960, 5,658 west end-zone seats were added in response to increasing attendance. With the large east endzone ("Green Grass" section), this expansion increased capacity to 53,000.

Later, upper decks were added to each side of the stadium as crowds swelled, the first in 1978 and the second in 1983. It increased capacity to over 80,000, which makes it one of the largest on-campus stadiums in the country. In 2006, the WestZone was added.

The original part of Memorial Stadium was built at a cost of \$125,000, or \$6.25 per seat. The newest upper deck



was finished in 1983 at a cost of \$13.5 million, or \$866 per seat.

In 2022, Clemson debuted several stadium enhancements. The videoboard received its first major upgrade since 2005, installing the new affectionately and unofficially nicknamed "DaboTron" that measures 126 feet wide by 56.5 feet tall, eighth largest in the NCAA at the time of its installation. The eight main stadium light poles were updated to an LED system, allowing for light fixture control, spotlighting of Howard's Rock and higher-quality field lighting.

The west side of the stadium received a facelift with the addition of IPTAY's Masters Club, a 688-seat premium area on the concourse level. Clemson also installed new signage honoring the all-time greats, championship seasons and backlighting of the traditional "Clemson Welcomes You to Death Valley" signage.

Clemson began Phase II of renovations after the 2022 season. The renovations included a new gameday locker room and a complete reimagining of Lot 5 and the Tiger Walk experience as a 365-day destination for Clemson fans.

Through the years, Memorial Stadium has become known as "Death Valley" across the country. It was tagged by Presbyterian Head Coach Lonnie McMillian during the late 1940s. After bringing his teams to Clemson for many years and getting whipped, he said the place was like "Death Valley." A few years later, the name stuck.

In 1974, the playing surface was named Frank Howard Field for the legendary coach and his long service and dedication to Clemson. Luckily, it wasn't built behind the YMCA.





# RUNNING DOWN THE HILL

What has been described by television commentator Brent Musburger as “the most exciting 25 seconds in college football” from a color and pageantry standpoint actually started out as a matter-of-fact entrance, mainly because of necessity.

The first 20,000 seats in Memorial Stadium were built and ready for use before the 1942 season, less than a year after Pearl Harbor was bombed and the U.S. was drawn into World War II.

The shortest entry into Memorial Stadium was a short walk down Williamson Road from Fike Fieldhouse’s dressing rooms to a gate at the top of the Hill, located behind the east endzone. There were no dressing facilities inside the west endzone...there was only a giant clock, where the hands turned, and a scoreboard that was operated by hand.

Players would dress in Fike Fieldhouse, walk down Williamson Road, enter at the gate underneath where the scoreboard now stands and jog down the Hill for their warmup exercises. There was little fanfare, no cannon shot fired, no Tiger Paw flag and no “Tiger Rag” played...just the team making its entrance and lining up to do the side-straddle hop. That is the way things went for the next 25 years.

In 1964 or 1965, Sam Jones (Clemson class of 1919) made a trip to California. He stopped at a spot in Death Valley, Calif. and picked up a white flint rock. Jones presented the rock to legendary Head Coach Frank Howard as being from Death Valley, California to Death Valley, South Carolina.

The rock laid on Howard’s office floor in Fike Fieldhouse for months. One day, he was cleaning up his office and told Gene Willimon (IPTAY executive secretary) to “take this rock and throw it over the fence



or out in the ditch...do something with it, but get it out of my office!”

Willimon did not think that was the way a rock should be treated. After all, it had been brought over 1,900 miles by a very sincere Tiger fan.

By the mid 1960s, Memorial Stadium was living up to its moniker (“Death Valley”), because of the number of Tiger victories that had been recorded there. Actually, the name was first used by Lonnie McMillian, head coach at Presbyterian during the 1940s.

McMillian and the other Blue Hose coaches before him opened each season by playing at Clemson. Seldom scoring (24 shutouts in 39 games) and with only three wins and four ties, his teams were getting “killed” by the Tigers regularly.

In 1948, McMillian made the remark to the press that he was taking his team to play Clemson in “Death Valley.” An occasional reference to Memorial Stadium by that name could be heard for the next

four years, but when Howard started calling it “Death Valley” in the 1950s, the name took off like wildfire. Clemson celebrated its 80th year in the “Valley” in 2021 with a 6-0 home record and its fifth straight undefeated home campaign.

But getting back to Howard’s Rock.

It was mounted on a pedestal at the top of the Hill on the east side of the stadium. It was unveiled Sept. 24, 1966, when Clemson played Virginia. The Tigers trailed by 18 points with 17 minutes left and came back to win 40-35 on a 75-yard pass from Jimmy Addison to Jacky Jackson in the fourth quarter. That was quite a debut for Howard’s Rock.

The team members started rubbing Howard’s Rock prior to running down the Hill on Sept. 23, 1967, a day when Clemson defeated Wake Forest 23-6.

Prior to running down the Hill, Howard told his players, “If you’re going to give 110 percent, you can rub that Rock. If you’re not, keep your filthy hands off it!”

Howard told of the incident the following day on his television show, and the story became legend.

When Hootie Ingram succeeded Howard as head coach in 1970, he made the logical decision that the team would make its final entrance out of the new dressing room in the west endzone.

In all home games in 1970 and 1971 and the first four games of 1972 when the Tigers did not run down the Hill, their combined record was 6-9.

The seniors, led by Ben Anderson, decided to come down the Hill prior to the South Carolina game, the 1972 finale. The result, in a cold, freezing rain, was a 7-6 victory when Jimmy Williamson knocked down a two-point conversion attempt, which preserved the narrow win.

Clemson has made the entrance before every home contest since 1942, except for the years mentioned and the first game of the 1973 season (435 times entering 2024).

After final warmups, the team gathers in its dressing room under the west endzone stands for its final pregame instructions. Ten minutes prior to kickoff, the players and coaches board multiple buses, ride around the north stands to the east endzone and disembark to the top of the Hill behind Howard’s Rock.

At the appointed time, the cannon booms, and led by a giant Tiger Paw flag carried by cheerleaders and Rally Cats, the band forms two lines for the team to run between and strikes up “Tiger Rag.” The frenzy starts in all sincerity and usually lasts three hours.

It is a tradition that has inspired Clemson players for many years. USA Today agreed, as it rated it the best entrance in the nation in 2017.

## YEAR-BY-YEAR ATTENDANCE

Year	Overall Games	Overall Attendance	Avg. Overall Attendance	Home Games	Home Attendance	Avg. Home Attendance	National Ranking
1960	10	247,780	24,778	5	141,080	28,286	---
1961	10	310,000	31,000	5	132,000	26,400	---
1962	10	291,640	29,164	5	158,000	31,600	---
1963	10	318,587	31,859	4	103,496	25,874	---
1964	10	260,725	26,073	4	112,000	28,000	---
1965	10	333,736	33,374	4	113,000	28,250	---
1966	10	355,286	35,529	4	146,237	36,559	---
1967	10	389,618	38,962	5	206,275	41,255	---
1968	10	386,432	38,643	4	147,434	36,859	---
1969	10	339,936	33,994	4	136,252	34,063	---
1970	11	367,347	33,395	6	205,376	34,229	---
1971	11	398,222	36,200	5	154,741	30,948	---
1972	11	398,732	36,248	5	192,456	38,491	---
1973	11	411,477	37,407	6	188,500	31,417	---
1974	11	440,384	40,034	6	251,424	41,904	---
1975	11	487,436	44,312	5	195,873	39,174	---
1976	11	459,845	41,804	5	221,486	44,297	---
1977	12	580,067	48,339	5	235,152	47,030	---
1978	12	599,793	49,983	6	321,763	53,627	---
1979	12	641,109	53,426	6	353,576	58,929	---
1980	11	567,436	51,585	6	369,770	61,628	---
1981	12	683,871	56,989	6	371,152	61,859	20
1982	11	592,902	53,900	6	380,679	63,446	18
1983	11	701,937	63,812	7	521,898	74,557	10
1984	11	750,847	68,259	6	467,670	77,945	8
1985	12	749,282	62,440	6	460,413	76,736	6
1986	12	765,771	63,814	5	393,500	78,700	6
1987	12	825,836	68,820	8	602,526	75,316	10
1988	12	758,727	63,227	6	490,502	81,750	5
1989	12	759,468	63,289	6	473,566	78,927	7
1990	12	717,293	59,774	6	475,174	79,196	7
1991	12	839,423	69,952	7	534,597	76,371	10
1992	11	805,150	73,195	6	460,732	76,789	7
1993	12	749,349	62,446	7	467,914	66,845	15
1994	11	698,782	63,526	6	422,633	70,439	14
1995	12	701,512	58,459	6	427,782	71,297	15
1996	12	690,889	57,574	6	403,393	67,232	18
1997	12	718,786	59,899	6	409,918	68,320	19
1998	11	687,782	62,526	7	478,192	68,313	20
1999	12	750,332	62,528	5	391,510	78,302	13
2000	12	832,469	69,373	7	548,647	78,378	15
2001	12	736,364	61,364	6	480,911	80,152	15
2002	13	842,318	64,794	7	542,675	77,525	17
2003	13	885,840	68,142	7	532,551	76,079	19
2004	11	769,814	69,983	6	472,939	78,823	17
2005	12	779,519	64,960	6	469,391	78,232	18
2006	13	898,975	69,152	7	570,542	81,506	14
2007	13	909,108	69,931	7	569,342	81,335	16
2008	13	896,367	68,951	7	554,145	79,164	18
2009	14	925,267	66,091	7	530,553	75,793	17
2010	13	872,001	67,077	7	542,280	77,469	18
2011	14	997,796	71,271	7	545,713	77,959	17
2012	13	899,651	69,204	7	569,988	81,427	15
2013	13	932,224	71,710	7	574,333	82,048	15
2014	13	907,657	69,820	7	572,262	81,752	15
2015	15	1,082,512	72,167	7	588,266	84,038	14
2016	15	1,058,626	70,575	7	566,787	80,970	14
2017	14	1,016,347	72,596	7	565,412	80,773	14
2018	15	1,077,480	71,832	7	562,799	80,400	14
2019	15	1,071,328	71,422	7	566,074	80,868	14
2020	12	142,936	11,911	6	112,367	18,728	7
2021	13	796,085	61,237	6	476,935	79,489	13
2022	14	964,360	68,883	7	564,860	80,694	14
2023	13	867,733	66,749	7	569,336	81,334	14



# SIGNEES BY STATE

1970s										
State	72	73	74	75	76	77	78	79	Tot	
Alabama	1	1			1	2	1		6	
Arizona							1		1	
Arkansas					1				1	
Connecticut					1				1	
Florida	5	4		2	2		4	1	18	
Georgia	1	2	3	7	2	1	6	7	29	
Illinois						1			1	
Maryland	1	2	1		1				5	
Michigan				1					1	
New Jersey	1	5	1		3	2	2	2	16	
New Mexico								1	1	
North Carolina	5	3	9	15	5	3	5	8	53	
Ohio					2	1	2	1	6	
Pennsylvania	2	9	2					2	3	18
South Carolina	15	9	5	6	3	8	14	7	67	
Tennessee	3				2	5	2	12	12	
Virginia						4	1	1	7	
Totals	34	35	21	31	27	24	41	30	243	
States	9	8	6	5	12	9	12	8	17	

1980s												
State	80	81	82	83	84	85	86	87	88	89	Tot	
Alabama		2									2	4
Connecticut					1		1				2	
Delaware	1										1	
Florida	3	1	3	1	1	2	4	2	2	2	21	
Georgia	8	5	6	5	2	11	6	6	3	3	55	
Hawaii						1					1	
Kentucky		1									1	
Louisiana									1	2	3	
Maryland	1	1						1			3	
Massachusetts											1	1
Mississippi									1	1	3	
New Jersey	1			1	1	1	3	1	2	9		
New York							1				1	
North Carolina	11	4	6	1	4	10	1	3	4	1	45	
Ohio	2	2									5	
Oklahoma											2	2
Pennsylvania		1		1	1	2		1	1	2	9	
South Carolina	2	6	6	8	7	4	5	6	8	7	59	
Tennessee		1							1	1	3	
Texas											1	1
Virginia	2	1	1				1	1	1	7		
Totals	31	24	23	16	17	30	21	24	23	28	237	
States	9	10	6	5	7	6	9	9	10	14	21	

1990s												
State	90	91	92	93	94	95	96	97	98	99	Tot	
Alabama		1									1	
Arizona											1	
Arkansas									1		1	
California		1									1	
Connecticut							2				2	
Delaware				1							1	
Florida	2		4	4	3	6	3	4		4	30	
Georgia	2		4	5	3	5	5	8	9	4	45	
Kansas			1				1				2	
Louisiana		1	1	1				2		1	6	

## CLEMSON RECRUITING RANKINGS

Year	ESPN	Rivals	Scout247Sports
2003	N/A	67	43
2004	N/A	53	40
2005	N/A	17	21
2006	13	15	22
2007	18	16	23
2008	2	12	11
2009	19	*11	*8
2010	19	23	19
2011	8	8	11
2012	10	13	17
2013	13	14	12
2014	12	13	28
2015	9	4	15
2016	8	5	14
2017	10	22	26
2018	5	8	5
2019	10	9	10
2020	1	2	3
2021	4	7	5
2022	14	10	10
2023	11	10	11
2024	15	10	11

\* - average star rating; Note: ESPN rankings not available prior to 2006

Maryland	1	1										2
Massachusetts	1											1
Michigan			1									1
Mississippi		1	3	2	3							9
New Hampshire				1								1
New Jersey		2			2	2		1	2			9
New York		1		1	1							3
North Carolina	2	5	5		3	1	1		4	1	22	
Ohio			1	1							2	
Pennsylvania	2				1	1					4	
South Carolina	8	7	6	5	7	7	8	11	9	10	78	
Tennessee		1			1	1	1	1	1		6	
Texas	2	1									3	
Virginia		1	1	1					1	1	5	
Washington, D.C.										1	1	
Totals	18	23	25	22	24	27	21	28	27	21	236	
States	7	11	10	9	10	9	7	7	7	6	24	

2000s												
State	00	01	02	03	04	05	06	07	08	09	Tot	
Alabama					4	2	1	4	1	1	13	
Florida	3	6	4	1	6	4	5	1	9	1	40	
Georgia	3	4	7	5	2	4	2	1	3	1	32	
Illinois								1			1	
Kentucky			1								1	
Louisiana		1			1						2	
Minnesota										1	1	
New Jersey				1							1	
New Mexico								1			1	
New York					1						1	
North Carolina	2		2		1	2	4	2	2	15		
Ohio			1		1						2	
South Carolina	6	11	9	5	7	8	6	10	10	6	78	
Tennessee	1					1	1	1			4	
Texas	1			1							2	
Virginia		1		1	1	1		1			6	
Totals	15	24	22	17	22	21	18	23	25	13	200	
States	6	5	5	8	7	7	7	8	5	7	16	

2010s												
State	10	11	12	13	14	15	16	17	18	19	Tot	
Alabama	3	1		1				1	2	1	9	
Arkansas				1							1	
California										1	1	
Colorado							1				1	
Connecticut										1	1	
Delaware		2									2	
Florida		4	1	4	2	5	2	1		7	26	
Georgia	7	3		4	6	4	5	4	5	8	46	
Hawaii				1							1	
Indiana								1			1	
Kansas							2				2	
Louisiana								1		1	2	
Maryland			1	1			1			1	4	
Massachusetts						1					1	
Michigan										1	1	
Missouri									1	1	2	
New York			2	1				1			4	
North Carolina	1	5	4	2	4	4	4	1	1	1	27	
Ohio		1						1	1		3	
Pennsylvania											1	1
South Carolina	6	13	11	9	9	11	5	2	8	3	77	
Tennessee	1		1					2	1	1	6	
Texas							1				1	
Virginia						2	1	1		1	5	
Totals	20	27	20	23	22	27	23	15	19	29	225	
States	6	6	6	8	5	6	10	10	7	14	24	

## MOST RECENT SIGNEES BY STATE

State	Most Recent Signee(s)	Year
Alabama	3 players	2023
Arizona	Dustin Rash	1991
Arkansas	Zac Brooks	2012
California	Beaux Collins	2021
Colorado	Brian Dawkins Jr.	2016
Connecticut	Tré Williams	2020
Delaware	Gifford Timothy, Josh Watson	2010
Florida	5 players	2024
Georgia	7 players	2024
Hawaii	Scott Pagano	2013
Illinois	Christian Bentancur	2024
Indiana	Hunter Johnson	2017
Kansas	Xavier Kelly, Isaiah Simmons	2016
Kentucky	Walker Parks	2020
Louisiana	Bryton Constantin	2019
Maryland	C.J. Kubah-Taylor	2024
Massachusetts	Ronan Hanafin	2023
Michigan	Ruke Orhoro	2019
Minnesota	Bryce McNeal	2009
Mississippi	Elyjah Thurmon	2024
Missouri	Toriano Pride Jr.	2022
New Hampshire	Mark Landry	1994
New Jersey	Jeremiah Trotter Jr.	2021
New Mexico	Brian Linthicum	2007
New York	Noah DeHond	2017
North Carolina	Nolan Hauser	2024
Ohio	Blake Miller	2022
Oklahoma	Greg Burk, James Trapp	1989
Pennsylvania	Darien Mayo	2024
South Carolina	Chase Byrd, Watson Young	2024
Tennessee	Ronan O'Connell	2024
Texas	Corian Gipson, Bryant Wesco Jr.	2024
Utah	Keith Adams Jr.	2022
Virginia	Mason Wade	2024
Washington, D.C.	Robert Jackson	1991
West Virginia	Don Wiggins	1967

Note: The last Tiger signee from outside the United States was Ajou Ajou (Alberta) in 2020.

2020s												
State	20	21	22	23	24	25	26	27	28	29	Tot	
Alabama	2		5	4							11	
California	1	1									2	
Connecticut	1										1	
Florida	3	3	3	3	5						17	
Georgia	6	5	1	10	7						29	
Illinois					1						1	
Kentucky	1										1	
Maryland	1	1		1	1						4	
Massachusetts				1							1	
Mississippi					1						1	
Missouri			1								1	
North Carolina	2	3			1						6	
Ohio			1								1	
Pennsylvania		1		1	1						3	
South Carolina	2	1	6	3	2						14	
Tennessee	1	2			1						4	
Texas	1	1	1	3	2						8	
Utah			1								1	
Virginia	1	1	1		1						4	
Totals	*23	19	20	26	23						*111	
States	12	10	9	8	11						19	



# NUMERICAL ROSTER

#	Player	Pos.	Hgt.	Wgt.	Cl.	Exp.	Hometown	High School or Junior College	Pronunciation
0	Barrett Carter	LB	6-1	230	Sr.	3VL	Suwanee, Ga.	North Gwinnett HS	
0	Antonio Williams	WR	5-11	195	*So.	2VL	Irmo, S.C.	Dutch Fork HS	
1	T.J. Moore	WR	6-3	190	Fr.	HS	Key West, Fla.	Tampa Catholic HS	
1	Branden Strozier	CB	6-1	180	*Fr.	RS	Lovejoy, Ga.	Saint Francis HS	Strozier (STROH-zhur)
2	Cade Klubnik	QB	6-2	205	Jr.	2VL	Austin, Texas	Westlake HS	Klubnik (CLUB-nick)
2	Shelton Lewis	CB	5-11	185	So.	1VL	Stockbridge, Ga.	Stockbridge HS	
3	Noble Johnson	WR	6-2	210	*Fr.	1VL	Rockwall, Texas	Rockwall HS	
3	T.J. Parker	DE	6-3	255	So.	1VL	Phenix City, Ala.	Central HS	
5	Sherrod Covil Jr.	S	5-11	200	Jr.	2VL	Chesapeake, Va.	Oscar Smith HS	Sherrod Covil (shuh-RAHD COH-vill)
5	Josh Sapp	TE	6-1	235	*So.	1VL	Greenville, S.C.	Greenville Senior HS	
6	Tyler Brown	WR	5-11	180	So.	1VL	Greenville, S.C.	Greenville Senior HS	
6	Tavoy Feagin	CB	6-0	175	Fr.	HS	Tampa, Fla.	Carrollwood Day School	Feagin (FAY-gihn)
7	Khalil Barnes	S	6-0	195	So.	1VL	Athens, Ga.	North Oconee HS	
7	Phil Mafah	RB	6-1	230	^Sr.	3VL	Loganville, Ga.	Grayson HS	Mafah (MAH-fuh)
8	Adam Randall	WR	6-2	225	Jr.	2VL	Myrtle Beach, S.C.	Myrtle Beach HS	
8	Tré Williams	DT	6-2	305	*Sr.	3VL	Windsor, Conn.	St. John's College (D.C.) HS	
9	Jake Briningstool	TE	6-6	230	Sr.	3VL	Brentwood, Tenn.	Ravenwood HS	Briningstool (BREN-ing-stool)
9	R.J. Mickens	S	6-0	210	^+Sr.	4VL	Southlake, Texas	Carroll HS	
10	Jeadyn Lukus	CB	6-2	200	Jr.	2VL	Mauldin, S.C.	Mauldin HS	Jeadyn Lukus (JAY-dihn LOO-kuhs)
10	Troy Stellato	WR	6-1	190	*Jr.	1VL	Fort Lauderdale, Fla.	Cardinal Gibbons HS	Stellato (steh-LAUGHT-oh)
11	Olsen Patt-Henry	TE	6-3	240	So.	1VL	Naples, Fla.	First Baptist Academy	
11	Peter Woods	DL	6-2	315	So.	1VL	Alabaster, Ala.	Thompson HS	
12	Corian Gipson	CB	6-1	180	Fr.	HS	Fort Worth, Texas	Lancaster HS	Corian (COHR-ee-en)
12	Bryant Wesco Jr.	WR	6-2	170	Fr.	HS	Midlothian, Texas	Midlothian HS	
13	Parker Fulghum	WR	6-1	190	Fr.	HS	Shreveport, La.	Evangel Christian Academy	Fulghum (FULL-juhm)
13	Drew Woodaz	LB	6-3	215	Fr.	HS	Wesley Chapel, Fla.	Jesuit HS	
14	Rob Billings	S	6-2	200	*Fr.	1VL	Marietta, Ga.	Milton HS	
14	Trent Pearman	QB	6-0	190	*So.	SQ	Clemson, S.C.	D.W. Daniel HS	Pearman (PEER-mihn)
15	Ronan Hanafin	WR	6-3	210	So.	1VL	Burlington, Mass.	Buckingham Browne & Nichols School	
15	Jahiem Lawson	DE	6-2	240	*So.	1VL	Central, S.C.	D.W. Daniel HS	Jahiem (jah-HEEM)
16	Ethan Anderson	QB	6-2	180	Fr.	HS	Greenville, S.C.	J.L. Mann HS	
16	Myles Oliver	CB	5-11	180	*So.	SQ	Villa Rica, Ga.	Douglas County HS	
17	Christopher Vizzina	QB	6-4	210	*Fr.	RS	Birmingham, Ala.	Briarwood Christian School	Vizzina (vih-ZEE-nuh)
17	Wade Woodaz	LB	6-3	230	Jr.	2VL	Tampa, Fla.	Jesuit HS	
18	Kylon Griffin	S	5-11	200	*So.	1VL	Montgomery, Ala.	Montgomery Catholic Preparatory School	
18	Misun Kelley	WR/DB	5-10	180	*Fr.	RS	Central, S.C.	D.W. Daniel HS	Misun (MY-suhn)
19	Keith Adams Jr.	RB	5-9	215	*So.	1VL	St. George, Utah	Pine View HS	
19	DeMonte Capehart	DT	6-5	320	^*Sr.	3VL	Hartsville, S.C.	Hartsville HS	DeMonte (deh-MAHN-tay)
20	Clark Sanderson	WR	5-10	165	Fr.	HS	Birmingham, Ala.	Mountain Brook HS	
20	Avieon Terrell	CB	5-11	180	So.	1VL	Atlanta, Ga.	Westlake HS	Avieon Terrell (AY-vee-ahn tuh-RELL)
21	Jarvis Green	RB	5-9	200	*Fr.	RS	Irmo, S.C.	Dutch Fork HS	
21	Kobe McCloud	LB	5-10	225	*So.	1VL	Tampa, Fla.	Gaither HS	
22	Dee Crayton	LB	6-2	225	*Fr.	1VL	Alpharetta, Ga.	Denmark HS	
22	Cole Turner	WR	6-1	185	*So.	2VL	Vestavia Hills, Ala.	Vestavia Hills HS	
23	Ashton Hampton	CB	6-2	190	Fr.	HS	Tallahassee, Fla.	Florida State University HS	
23	Peyton Streko	RB	5-10	180	*Fr.	RS	Cumming, Ga.	West Forsyth HS	Streko (STREHK-oh)
24	David Eziumume	RB	6-1	210	Fr.	HS	Acworth, Ga.	North Cobb HS	Eziumume (eh-zee-yo-MOO-may)
24	Tyler Venables	S	5-11	205	^*Sr.	3VL	Clemson, S.C.	D.W. Daniel HS	
25	Ricardo Jones	S	6-2	190	Fr.	HS	Warner Robins, Ga.	Peach County HS	
26	Jay Haynes	RB	5-11	185	*Fr.	RS	Roanoke, Ala.	Handley HS	
26	C.J. Kubah-Taylor	LB	6-3	230	Fr.	HS	Frederick, Md.	Our Lady of Good Counsel HS	
27	Noah Dixon	S	6-1	190	Fr.	HS	LaGrange, Ga.	Troup County HS	
29	Chase Byrd	WR	5-11	180	Fr.	HS	Greenville, S.C.	Greer HS	
29	Michael Mankaka	CB	6-0	185	*So.	SQ	Laurens, S.C.	Laurens District HS	Mankaka (man-KAH-kuh)
30	Kylen Webb	S	6-0	195	*Fr.	RS	Tampa, Fla.	Sumner HS	
31	Tristen Rigby	RB	5-10	205	*Jr.	SQ	St. Gabriel, La.	Episcopal School of Baton Rouge	
31	Joe Wilkinson	S	6-1	180	Fr.	HS	Rome, Ga.	Rome HS	
32	Jamal Anderson	LB	6-2	215	So.	1VL	Buford, Ga.	Mill Creek HS	
32	Wise Segars Jr.	RB	6-1	205	*Jr.	SQ	Sumter, S.C.	D.W. Daniel HS	
33	Griffin Batt	LB	6-0	225	*So.	SQ	Clemson, S.C.	D.W. Daniel HS	
34	Armon Mason	DE	6-2	240	*Jr.	1VL	Richmond Hill, Ga.	Richmond Hill HS	Armon (ahr-MAHN)
34	Kevin McNeal	RB	5-9	200	*Jr.	SQ	Tuscaloosa, Ala.	Tuscaloosa Academy	
35	Austin Randall	CB	6-1	190	^+*Sr.	SQ	Myrtle Beach, S.C.	Myrtle Beach HS	
35	Colby Shaw	TE	6-4	215	*Fr.	RS	Duncan, S.C.	James F. Byrnes HS	
36	Quinn Castner	PK	5-5	150	^*Sr.	SQ	Fort Mill, S.C.	Nation Ford HS	
36	Boston Miller	S	6-2	200	*So.	SQ	Central, S.C.	D.W. Daniel HS	
37	Jacob Hendricks	S	5-7	180	*Jr.	SQ	Six Mile, S.C.	D.W. Daniel HS	
37	Will McCune	P	6-2	225	*So.	TR	Summerville, S.C.	Ashley Ridge HS	McCune (mick-YOON)
38	Robert Gunn III	PK	6-0	180	*So.	1VL	Seminole, Fla.	Pinellas Park HS	
38	Peter Nearn	S	6-2	205	*Jr.	SQ	Memphis, Tenn.	Evangelical Christian School	
39	Bubba McAtee	S	6-3	210	^*Sr.	2VL	Central, S.C.	D.W. Daniel HS	McAtee (MACK-uh-tee)
39	Aidan Swanson	P/PK	6-3	170	^+*Sr.	2VL	Tampa, Fla.	IMG Academy	
40	Brodey Conn	P/S	6-0	205	**Fr.	SQ	Clemson, S.C.	D.W. Daniel HS	
40	Reed Morrissey	LB	6-0	220	*Jr.	SQ	Greenville, S.C.	Wren HS	
41	Caleb Nix	S	6-0	200	*So.	1VL	Phenix City, Ala.	Central HS	
42	Hevin Brown-Shuler	DT	6-5	290	Fr.	HS	Atlanta, Ga.	Pace Academy	
43	Billy Wilkes	LB	6-2	205	Fr.	HS	Charlotte, N.C.	Providence HS	
44	Cade Denhoff	DE	6-5	255	^*Jr.	2VL	Plant City, Fla.	Lakeland Christian School	Denhoff (DEN-hoff)



# NUMERICAL ROSTER

#	Player	Pos.	Hgt.	Wgt.	Cl.	Exp.	Hometown	High School or Junior College	Pronunciation
44	Banks Pope	TE	6-4	240	*Jr.	1VL	Columbia, S.C.	A.C. Flora HS	
45	Vic Burley	DT	6-4	315	*Fr.	RS	Warner Robins, Ga.	Warner Robins HS	
45	Philip Florenzo	LS	6-2	240	^**Jr.	2VL	Towson, Md.	Loyola Blakefield Preparatory School	
47	Sammy Brown	LB	6-2	235	Fr.	HS	Commerce, Ga.	Jefferson HS	
47	Hogan Morton	PK	5-9	165	*Jr.	SQ	Birmingham, Ala.	Oak Mountain HS	
48	Walt Smith	CB	5-8	180	*So.	SQ	Anderson, S.C.	T.L. Hanna HS	
49	Darien Mayo	DE	6-7	250	Fr.	HS	York, Pa.	Our Lady of Good Counsel (Md.) HS	
50	Fletcher Cothran	LB	6-3	215	*So.	SQ	Anderson, S.C.	T.L. Hanna HS	
50	Collin Sadler	OL	6-6	310	*So.	1VL	Inman, S.C.	Greenville Senior HS	
52	William Bouton	LB	6-0	220	Fr.	HS	Greenville, S.C.	Greenville Senior HS	Bouton (BOUT-ihn)
52	Elyjah Thurmon	OL	6-4	290	Fr.	HS	Rienzi, Miss.	Bradwell (Ga.) Institute	Rienzi (rye-EN-zee)
53	Ryan Linthicum	C	6-3	305	*Jr.	1VL	Damascus, Md.	Damascus HS	Linthicum (LIHN-thuh-cuhm)
53	Joseph Roberto II	LB	6-2	235	Fr.	HS	Helena, Ala.	Helena HS	
54	Ian Reed	OL	6-6	325	*Fr.	RS	Austin, Texas	Vandegrift HS	
55	Payton Page	DT	6-4	315	Sr.	3VL	Greensboro, N.C.	Dudley HS	
55	Harris Sewell	OL	6-4	315	So.	1VL	Odessa, Texas	Permian HS	
56	Champ Thompson	DT	6-3	280	Fr.	HS	Gainesville, Ga.	Gainesville HS	
56	Watson Young	OL	6-3	285	Fr.	HS	Clemson, S.C.	D.W. Daniel HS	
57	Jackson Hall	OL	6-3	300	*So.	SQ	Craytonville, S.C.	Belton-Honea Path HS	
57	Chandler McMaster	LB	6-1	240	*So.	SQ	Greenville, S.C.	Christ Church Episcopal School	
58	Holden Caspersen	LS	5-11	215	^*Jr.	2VL	Roswell, Ga.	Roswell HS	
58	Aidan Hydrick	DL	6-1	220	Fr.	HS	Eads, Tenn.	Briarcrest Christian School	
59	Dietrick Pennington	OL	6-5	340	*Jr.	1VL	Memphis, Tenn.	Evangelical Christian School	Dietrick (DEE-trick)
62	Bryce Smith	OL	6-3	270	*Fr.	RS	Six Mile, S.C.	D.W. Daniel HS	
63	Dominic Cardone	OL	6-9	380	*So.	HS	Greer, S.C.	Riverside HS	Cardone (car-DOHN-ee)
64	Walker Parks	OL	6-5	310	^*Sr.	4VL	Lexington, Ky.	Frederick Douglass HS	
65	Chapman Pendergrass	OL	6-3	290	*So.	1VL	Anderson, S.C.	T.L. Hanna HS	
67	Nathan Brooks	OL	6-4	300	*Jr.	SQ	Fort Mill, S.C.	Fort Mill HS	
68	Will Boggs	OL	6-3	290	^*Sr.	SQ	York, S.C.	York Comprehensive HS	
69	Sam Judy	OL	6-5	315	*Jr.	SQ	Taylors, S.C.	Eastside HS	
70	Mason Johnstone	OL	6-5	255	*So.	SQ	Clemson, S.C.	Christ Church Episcopal School	
71	Tristan Leigh	OL	6-6	315	*Jr.	2VL	Fairfax, Va.	James W. Robinson Secondary School	
74	Marcus Tate	OL	6-5	325	Sr.	3VL	Sunrise, Fla.	NSU University School	
75	Trent Howard	OL	6-3	295	^*Sr.	3VL	Birmingham, Ala.	Briarwood Christian School	
76	Mason Wade	OL	6-5	290	Fr.	HS	Hamilton, Va.	Loudoun Valley HS	
77	Ronan O'Connell	OL	6-5	310	Fr.	HS	Franklin, Tenn.	Page HS	
78	Blake Miller	OL	6-6	310	Jr.	2VL	Strongsville, Ohio	Strongsville HS	
79	Jake Norris	OL	6-1	290	*Fr.	RS	Piedmont, S.C.	Wren HS	
81	Nolan Hauser	PK	6-1	180	Fr.	HS	Cornelius, N.C.	William Amos Hough HS	Hauser (HOO-zuhr)
82	Jackson Crosby	WR	5-10	190	*Jr.	SQ	Six Mile, S.C.	D.W. Daniel HS	
83	Hampton Earle	WR	5-10	195	^+*Sr.	2VL	Clemson, S.C.	D.W. Daniel HS	
84	Markus Dixon	TE	6-4	245	*Fr.	RS	Philadelphia, Pa.	Archbishop Wood HS	
85	Charlie Johnson	WR	6-4	200	*Fr.	RS	Columbia, S.C.	Ben Lippen School	
86	Tristan Martinez	WR	5-9	180	*Fr.	RS	Honolulu, Hawaii	Iolani School	
87	Christian Bentancur	TE	6-5	235	Fr.	HS	Lakemoor, Ill.	Marian Central Catholic HS	Bentancur (BENT-ehn-kerr)
88	Clay Swinney	WR	5-10	175	*So.	1VL	Clemson, S.C.	D.W. Daniel HS	
89	Zach Jackson	WR	6-3	205	*Jr.	SQ	Acworth, Ga.	Allatoona HS	
89	Jack Smith	P	6-5	235	*So.	SQ	Saraland, Ala.	Saraland HS	
90	Stephiylan Green	DT	6-4	280	*Fr.	RS	Rome, Ga.	Rome HS	Stephiylan (steh-FY-lihn)
91	Zaire Patterson	DE	6-5	260	*Jr.	SQ	Winston-Salem, N.C.	Winston-Salem Preparatory Academy	
92	Levi Matthews	DE	6-5	235	*So.	SQ	Raleigh, N.C.	Sanderson HS	
93	Caden Story	DL	6-3	280	*So.	1VL	Lanett, Ala.	Lanett HS	
95	Peyton Pitts	DT	6-6	310	*So.	SQ	Clinton, S.C.	Clinton HS	
96	Jaheim Scott	DT	6-1	330	*Sr.	SQ	Greenville, S.C.	Wade Hampton HS	
97	Patrick Swygert	DT	6-4	245	*Fr.	RS	Batesburg-Leesville, S.C.	Batesburg-Leesville HS	
99	A.J. Hoffer	DE	6-4	250	So.	1VL	Stuart, Fla.	Woodward (Ga.) Academy	

\* - one redshirt; ^ - graduate; + - utilizing NCAA blanket waiver from 2020 season for an extra year of eligibility; Note: Classes were advanced for 2020 season players who played five or more games in the 2020 season or had previously redshirted.

# COACHES

Coach	Title(s)	Position(s)	Years <sup>1</sup>	Years <sup>2</sup>	Alma Mater	Pronunciation
Dabo Swinney	Head Coach		22nd	16th	Alabama '93	Dabo Swinney (DAB-oh SWEE-nee)
Nick Eason	Associate Head Coach, Defensive Run Game Coordinator	Defensive Tackles	3rd	3rd	Clemson '01	
Mike Reed	Assistant Head Coach, Special Teams Coordinator	Cornerbacks	12th	12th	Boston College '94	
Mickey Conn	Assistant Coach, Co-Defensive Coordinator	Safeties	9th	8th	Alabama '95	
Wes Goodwin	Assistant Coach, Defensive Coordinator	Linebackers	13th	3rd	Mississippi State '07	
Tyler Grisham	Assistant Coach, Recruiting Coordinator	Wide Receivers	11th	5th	Clemson '09	
Kyle Richardson	Assistant Coach, Passing Game Coordinator	Tight Ends	9th	3rd	App State '01	
Garrett Riley	Assistant Coach, Offensive Coordinator	Quarterbacks	2nd	2nd	Texas Tech '12	
Matt Luke	Assistant Coach	Offensive Linemen	1st	1st	Ole Miss '00	
Chris Rumph	Assistant Coach	Defensive Ends	6th	6th	South Carolina '94	Rumph (RUHMF)
C.J. Spiller	Assistant Coach	Running Backs	5th	4th	Clemson '09	

<sup>1</sup> - total years on Clemson staff (including support staff roles); <sup>2</sup> - full seasons as Clemson full-time head coach (Dabo Swinney) or Clemson full-time countable assistant coach



# ALPHABETICAL ROSTER

#	Player	Pos.	Hgt.	Wgt.	Cl.	Exp.	Hometown	High School or Junior College	Pronunciation
19	Keith Adams Jr.	RB	5-9	215	*So.	1VL	St. George, Utah	Pine View HS	
16	Ethan Anderson	QB	6-2	180	Fr.	HS	Greenville, S.C.	J.L. Mann HS	
32	Jamal Anderson	LB	6-2	215	So.	1VL	Buford, Ga.	Mill Creek HS	
7	Khalil Barnes	S	6-0	195	So.	1VL	Athens, Ga.	North Oconee HS	
33	Griffin Batt	LB	6-0	225	*So.	SQ	Clemson, S.C.	D.W. Daniel HS	
87	Christian Bentancur	TE	6-5	235	Fr.	HS	Lakemoor, Ill.	Marian Central Catholic HS	Bentancur (BENT-ehn-kerr)
14	Rob Billings	S	6-2	200	*Fr.	1VL	Marietta, Ga.	Milton HS	
68	Will Boggs	OL	6-3	290	^*Sr.	SQ	York, S.C.	York Comprehensive HS	
52	William Bouton	LB	6-0	220	Fr.	HS	Greenville, S.C.	Greenville Senior HS	Bouton (BOUT-ihn)
9	Jake Briningstool	TE	6-6	230	Sr.	3VL	Brentwood, Tenn.	Ravenwood HS	Briningstool (BREN-ing-stool)
67	Nathan Brooks	OL	6-4	300	*Jr.	SQ	Fort Mill, S.C.	Fort Mill HS	
47	Sammy Brown	LB	6-2	235	Fr.	HS	Commerce, Ga.	Jefferson HS	
6	Tyler Brown	WR	5-11	180	So.	1VL	Greenville, S.C.	Greenville Senior HS	
42	Hevin Brown-Shuler	DT	6-5	290	Fr.	HS	Atlanta, Ga.	Pace Academy	
29	Chase Byrd	WR	5-11	180	Fr.	HS	Greenville, S.C.	Greer HS	
45	Vic Burley	DT	6-4	315	*Fr.	RS	Warner Robins, Ga.	Warner Robins HS	
19	DeMonte Capehart	DT	6-5	320	^*Sr.	3VL	Hartsville, S.C.	Hartsville HS	DeMonte (deh-MAHN-tay)
63	Dominic Cardone	OL	6-9	380	*So.	HS	Greer, S.C.	Riverside HS	Cardone (car-DOHN-ee)
0	Nathaniel Carter	LB	6-1	230	Sr.	3VL	Suwanee, Ga.	North Gwinnett HS	
58	Holden Caspersen	LS	5-11	215	^*Jr.	2VL	Roswell, Ga.	Roswell HS	
36	Quinn Castner	PK	5-5	150	^*Sr.	SQ	Fort Mill, S.C.	Nation Ford HS	
40	Brodey Conn	P/S	6-0	205	*Fr.	SQ	Clemson, S.C.	D.W. Daniel HS	
50	Fletcher Cothran	LB	6-3	215	*So.	SQ	Anderson, S.C.	T.L. Hanna HS	
5	Sherrod Covil Jr.	S	5-11	200	Jr.	2VL	Chesapeake, Va.	Oscar Smith HS	Sherrod Covil (shuh-RAHD COH-vill)
22	Dee Crayton	LB	6-2	225	*Fr.	1VL	Alpharetta, Ga.	Denmark HS	
82	Jackson Crosby	WR	5-10	190	*Jr.	SQ	Six Mile, S.C.	D.W. Daniel HS	
44	Cade Denhoff	DE	6-5	255	^*Jr.	2VL	Plant City, Fla.	Lakeland Christian School	Denhoff (DEN-hoff)
84	Markus Dixon	TE	6-4	245	*Fr.	RS	Philadelphia, Pa.	Archbishop Wood HS	
27	Noah Dixon	S	6-1	190	Fr.	HS	LaGrange, Ga.	Troup County HS	
83	Hampton Earle	WR	5-10	195	^+*Sr.	2VL	Clemson, S.C.	D.W. Daniel HS	
24	David Ezimume	RB	6-1	210	Fr.	HS	Acworth, Ga.	North Cobb HS	Ezimume (eh-zee-yo-MOO-may)
6	Tavoy Feagin	CB	6-0	175	Fr.	HS	Tampa, Fla.	Carrollwood Day School	Feagin (FAY-gihn)
45	Philip Florenzo	LS	6-2	240	^**Jr.	2VL	Towson, Md.	Loyola Blakefield Preparatory School	
13	Parker Fulghum	WR	6-1	190	Fr.	HS	Shreveport, La.	Evangel Christian Academy	Fulghum (FULL-juh-m)
12	Corian Gipson	CB	6-1	180	Fr.	HS	Fort Worth, Texas	Lancaster HS	Corian (COHR-ee-en)
21	Jarvis Green	RB	5-9	200	*Fr.	RS	Irmo, S.C.	Dutch Fork HS	
90	Stephiylan Green	DT	6-4	280	*Fr.	RS	Rome, Ga.	Rome HS	Stephiylan (steh-FY-lihn)
18	Kylon Griffin	S	5-11	200	*So.	1VL	Montgomery, Ala.	Montgomery Catholic Preparatory School	
38	Robert Gunn III	PK	6-0	180	*So.	1VL	Seminole, Fla.	Pinellas Park HS	
57	Jackson Hall	OL	6-3	300	*So.	SQ	Craytonville, S.C.	Belton-Honea Path HS	
23	Ashton Hampton	CB	6-2	190	Fr.	HS	Tallahassee, Fla.	Florida State University HS	
15	Ronan Hanafin	WR	6-3	210	So.	1VL	Burlington, Mass.	Buckingham Browne & Nichols School	
81	Nolan Hauser	PK	6-1	180	Fr.	HS	Cornelius, N.C.	William Amos Hough HS	Hauser (HOO-zuhr)
26	Jay Haynes	RB	5-11	185	*Fr.	RS	Roanoke, Ala.	Handley HS	
37	Jacob Hendricks	S	5-7	180	*Jr.	SQ	Six Mile, S.C.	D.W. Daniel HS	
99	A.J. Hoffer	DE	6-4	250	So.	1VL	Stuart, Fla.	Woodward (Ga.) Academy	
75	Trent Howard	OL	6-3	295	^*Sr.	3VL	Birmingham, Ala.	Briarwood Christian School	
58	Aidan Hydrick	DL	6-1	220	Fr.	HS	Eads, Tenn.	Briarcrest Christian School	
89	Zach Jackson	WR	6-3	205	*Jr.	SQ	Acworth, Ga.	Allatoona HS	
85	Charlie Johnson	WR	6-4	200	*Fr.	RS	Columbia, S.C.	Ben Lippen School	
3	Noble Johnson	WR	6-2	210	*Fr.	1VL	Rockwall, Texas	Rockwall HS	
70	Mason Johnstone	OL	6-5	255	*So.	SQ	Clemson, S.C.	Christ Church Episcopal School	
25	Ricardo Jones	S	6-2	190	Fr.	HS	Warner Robins, Ga.	Peach County HS	
69	Sam Judy	OL	6-5	315	*Jr.	SQ	Taylors, S.C.	Eastside HS	
18	Misun Kelley	WR/DB	5-10	180	*Fr.	RS	Central, S.C.	D.W. Daniel HS	Misun (MY-suhn)
2	Cade Klubnik	QB	6-2	205	Jr.	2VL	Austin, Texas	Westlake HS	Klubnik (CLUB-nick)
26	C.J. Kubah-Taylor	LB	6-3	230	Fr.	HS	Frederick, Md.	Our Lady of Good Counsel HS	
15	Jahiem Lawson	DE	6-2	240	*So.	1VL	Central, S.C.	D.W. Daniel HS	Jahiem (jah-HEEM)
71	Tristan Leigh	OL	6-6	315	*Jr.	2VL	Fairfax, Va.	James W. Robinson Secondary School	
2	Shelton Lewis	CB	5-11	185	So.	1VL	Stockbridge, Ga.	Stockbridge HS	
53	Ryan Linthicum	C	6-3	305	*Jr.	1VL	Damascus, Md.	Damascus HS	Linthicum (LIHN-thuh-cuhm)
10	Jeadyn Lukus	CB	6-2	200	Jr.	2VL	Mauldin, S.C.	Mauldin HS	Jeadyn Lukus (JAY-dihn LOO-kuhs)
7	Phil Mafah	RB	6-1	230	^Sr.	3VL	Loganville, Ga.	Grayson HS	Mafah (MAH-fuh)
29	Michael Mankaka	CB	6-0	185	*So.	SQ	Laurens, S.C.	Laurens District HS	Mankaka (man-KAH-kuh)
86	Tristan Martinez	WR	5-9	180	*Fr.	RS	Honolulu, Hawaii	Iolani School	
34	Armon Mason	DE	6-2	240	*Jr.	1VL	Richmond Hill, Ga.	Richmond Hill HS	Armon (ahr-MAHN)
92	Levi Matthews	DE	6-5	235	*So.	SQ	Raleigh, N.C.	Sanderson HS	
49	Darien Mayo	DE	6-7	250	Fr.	HS	York, Pa.	Our Lady of Good Counsel (Md.) HS	
39	Bubba McAtee	S	6-3	210	^*Sr.	2VL	Central, S.C.	D.W. Daniel HS	McAtee (MACK-uh-tee)
21	Kobe McCloud	LB	5-10	225	*So.	1VL	Tampa, Fla.	Gaither HS	
37	Will McCune	P	6-2	225	*So.	TR	Summerville, S.C.	Ashley Ridge HS	McCune (mick-YOON)
57	Chandler McMaster	LB	6-1	240	*So.	SQ	Greenville, S.C.	Christ Church Episcopal School	
34	Kevin McNeal	RB	5-9	200	*Jr.	SQ	Tuscaloosa, Ala.	Tuscaloosa Academy	
9	R.J. Mickens	S	6-0	210	^+Sr.	4VL	Southlake, Texas	Carroll HS	
78	Blake Miller	OL	6-6	310	Jr.	2VL	Strongsville, Ohio	Strongsville HS	
36	Boston Miller	S	6-2	200	*So.	SQ	Central, S.C.	D.W. Daniel HS	
1	T.J. Moore	WR	6-3	190	Fr.	HS	Key West, Fla.	Tampa Catholic HS	
40	Reed Morrissey	LB	6-0	220	*Jr.	SQ	Greenville, S.C.	Wren HS	



# ALPHABETICAL ROSTER

#	Player	Pos.	Hgt.	Wgt.	Cl.	Exp.	Hometown	High School or Junior College	Pronunciation
47	Hogan Morton	PK	5-9	165	*Jr.	SQ	Birmingham, Ala.	Oak Mountain HS	
38	Peter Nearn	S	6-2	205	*Jr.	SQ	Memphis, Tenn.	Evangelical Christian School	
41	Caleb Nix	S	6-0	200	*So.	1VL	Phenix City, Ala.	Central HS	
79	Jake Norris	OL	6-1	290	*Fr.	RS	Piedmont, S.C.	Wren HS	
77	Ronan O'Connell	OL	6-5	310	Fr.	HS	Franklin, Tenn.	Page HS	
16	Myles Oliver	CB	5-11	180	*So.	SQ	Villa Rica, Ga.	Douglas County HS	
55	Payton Page	DT	6-4	315	Sr.	3VL	Greensboro, N.C.	Dudley HS	
3	T.J. Parker	DE	6-3	255	So.	1VL	Phenix City, Ala.	Central HS	
64	Walker Parks	OL	6-5	310	^*Sr.	4VL	Lexington, Ky.	Frederick Douglass HS	
11	Olsen Patt-Henry	TE	6-3	240	So.	1VL	Naples, Fla.	First Baptist Academy	
91	Zaire Patterson	DE	6-5	260	*Jr.	SQ	Winston-Salem, N.C.	Winston-Salem Preparatory Academy	
14	Trent Pearman	QB	6-0	190	*So.	SQ	Clemson, S.C.	D.W. Daniel HS	Pearman (PEER-mihn)
65	Chapman Pendergrass	OL	6-3	290	*So.	1VL	Anderson, S.C.	T.L. Hanna HS	
59	Dietrick Pennington	OL	6-5	340	*Jr.	1VL	Memphis, Tenn.	Evangelical Christian School	Dietrick (DEE-trick)
95	Peyton Pitts	DT	6-6	310	*So.	SQ	Clinton, S.C.	Clinton HS	
44	Banks Pope	TE	6-4	240	*Jr.	1VL	Columbia, S.C.	A.C. Flora HS	
8	Adam Randall	WR	6-2	225	Jr.	2VL	Myrtle Beach, S.C.	Myrtle Beach HS	
35	Austin Randall	CB	6-1	190	^+*Sr.	SQ	Myrtle Beach, S.C.	Myrtle Beach HS	
54	Ian Reed	OL	6-6	325	*Fr.	RS	Austin, Texas	Vandegrift HS	
31	Tristen Rigby	RB	5-10	205	*Jr.	SQ	St. Gabriel, La.	Episcopal School of Baton Rouge	
53	Joseph Roberto II	LB	6-2	235	Fr.	HS	Helena, Ala.	Helena HS	
50	Collin Sadler	OL	6-6	310	*So.	1VL	Inman, S.C.	Greenville Senior HS	
20	Clark Sanderson	WR	5-10	165	Fr.	HS	Birmingham, Ala.	Mountain Brook HS	
5	Josh Sapp	TE	6-1	235	*So.	1VL	Greenville, S.C.	Greenville Senior HS	
96	Jaheim Scott	DT	6-1	330	*Sr.	SQ	Greenville, S.C.	Wade Hampton HS	
32	Wise Segars Jr.	RB	6-1	205	*Jr.	SQ	Sumter, S.C.	D.W. Daniel HS	
55	Harris Sewell	OL	6-4	315	So.	1VL	Odessa, Texas	Permian HS	
35	Colby Shaw	TE	6-4	215	*Fr.	RS	Duncan, S.C.	James F. Byrnes HS	
62	Bryce Smith	OL	6-3	270	*Fr.	RS	Six Mile, S.C.	D.W. Daniel HS	
89	Jack Smith	P	6-5	235	*So.	SQ	Saraland, Ala.	Saraland HS	
48	Walt Smith	CB	5-8	180	*So.	SQ	Anderson, S.C.	T.L. Hanna HS	
10	Troy Stellato	WR	6-1	190	*Jr.	1VL	Fort Lauderdale, Fla.	Cardinal Gibbons HS	Stellato (steh-LAUGHT-oh)
93	Caden Story	DL	6-3	280	*So.	1VL	Lanett, Ala.	Lanett HS	
23	Peyton Streko	RB	5-10	180	*Fr.	RS	Cumming, Ga.	West Forsyth HS	Streko (STREHK-oh)
1	Branden Strozier	CB	6-1	180	*Fr.	RS	Lovejoy, Ga.	Saint Francis HS	Strozier (STROH-zhur)
39	Aidan Swanson	P/PK	6-3	170	^+*Sr.	2VL	Tampa, Fla.	IMG Academy	
88	Clay Swinney	WR	5-10	175	*So.	1VL	Clemson, S.C.	D.W. Daniel HS	
97	Patrick Swygert	DT	6-4	245	*Fr.	RS	Batesburg-Leesville, S.C.	Batesburg-Leesville HS	
74	Marcus Tate	OL	6-5	325	Sr.	3VL	Sunrise, Fla.	NSU University School	
20	Avieon Terrell	CB	5-11	180	So.	1VL	Atlanta, Ga.	Westlake HS	Avieon Terrell (AY-vee-ahn tuh-RELL)
56	Champ Thompson	DT	6-3	280	Fr.	HS	Gainesville, Ga.	Gainesville HS	
52	Elyjah Thurmon	OL	6-4	290	Fr.	HS	Rienzi, Miss.	Bradwell (Ga.) Institute	Rienzi (rye-EN-zee)
22	Cole Turner	WR	6-1	185	*So.	2VL	Vestavia Hills, Ala.	Vestavia Hills HS	
24	Tyler Venables	S	5-11	205	^*Sr.	3VL	Clemson, S.C.	D.W. Daniel HS	
17	Christopher Vizzina	QB	6-4	210	*Fr.	RS	Birmingham, Ala.	Briarwood Christian School	Vizzina (vih-ZEE-nuh)
76	Mason Wade	OL	6-5	290	Fr.	HS	Hamilton, Va.	Loudoun Valley HS	
30	Kylen Webb	S	6-0	195	*Fr.	RS	Tampa, Fla.	Sumner HS	
12	Bryant Wesco Jr.	WR	6-2	170	Fr.	HS	Midlothian, Texas	Midlothian HS	
43	Billy Wilkes	LB	6-2	205	Fr.	HS	Charlotte, N.C.	Providence HS	
31	Joe Wilkinson	S	6-1	180	Fr.	HS	Rome, Ga.	Rome HS	
0	Antonio Williams	WR	5-11	195	*So.	2VL	Irmo, S.C.	Dutch Fork HS	
8	Tré Williams	DT	6-2	305	*Sr.	3VL	Windsor, Conn.	St. John's College (D.C.) HS	
13	Drew Woodaz	LB	6-3	215	Fr.	HS	Wesley Chapel, Fla.	Jesuit HS	
17	Wade Woodaz	LB	6-3	230	Jr.	2VL	Tampa, Fla.	Jesuit HS	
11	Peter Woods	DL	6-2	315	So.	1VL	Alabaster, Ala.	Thompson HS	
56	Watson Young	OL	6-3	285	Fr.	HS	Clemson, S.C.	D.W. Daniel HS	

\* - one redshirt; ^ - graduate; + - utilizing NCAA blanket waiver from 2020 season for an extra year of eligibility; Note: Classes were advanced for 2020 season players who played five or more games in the 2020 season or had previously redshirted.

## COACHES

Coach	Title(s)	Position(s)	Years <sup>1</sup>	Years <sup>2</sup>	Alma Mater	Pronunciation
Dabo Swinney	Head Coach		22nd	16th	Alabama '93	Dabo Swinney (DAB-oh SWEE-nee)
Nick Eason	Associate Head Coach, Defensive Run Game Coordinator	Defensive Tackles	3rd	3rd	Clemson '01	
Mike Reed	Assistant Head Coach, Special Teams Coordinator	Cornerbacks	12th	12th	Boston College '94	
Mickey Conn	Assistant Coach, Co-Defensive Coordinator	Safeties	9th	8th	Alabama '95	
Wes Goodwin	Assistant Coach, Defensive Coordinator	Linebackers	13th	3rd	Mississippi State '07	
Tyler Grisham	Assistant Coach, Recruiting Coordinator	Wide Receivers	11th	5th	Clemson '09	
Kyle Richardson	Assistant Coach, Passing Game Coordinator	Tight Ends	9th	3rd	App State '01	
Garrett Riley	Assistant Coach, Offensive Coordinator	Quarterbacks	2nd	2nd	Texas Tech '12	
Matt Luke	Assistant Coach	Offensive Linemen	1st	1st	Ole Miss '00	
Chris Rumph	Assistant Coach	Defensive Ends	6th	6th	South Carolina '94	Rumph (RUHMF)
C.J. Spiller	Assistant Coach	Running Backs	5th	4th	Clemson '09	

<sup>1</sup> - total years on Clemson staff (including support staff roles); <sup>2</sup> - full seasons as Clemson full-time head coach (Dabo Swinney) or Clemson full-time countable assistant coach

# VETERAN BIOS



## KEITH ADAMS JR.

RB • 5-9 • 215 • \*SO. • 1VL  
ST. GEORGE, UTAH  
PINE VIEW HS

TIGERS

19

Clemson legacy who finished his prep career in Utah ... enters 2024 with 14 career carries for 81 yards in 38 snaps over nine games ... punishing runner nicknamed "Hammerhead" by Clemson's coaching staff.

**2023:** Gained 60 yards on 11 carries in 33 snaps over seven games ... rushed five times for 32 yards in his season debut vs. Charleston Southern ... gained seven yards on two carries vs. Florida Atlantic ... rushed four times for 21 yards vs. Georgia Tech ... played two snaps in the Gator Bowl vs. Kentucky including serving as a lead blocker on one of Phil Mafah's bowl-record four touchdown runs.


**2022:** Played five offensive snaps over two games appearances while redshirting ... made his collegiate debut vs. Louisiana Tech, gaining 21 yards on three carries ... also saw action vs. No. 24 North Carolina.

**Before Clemson:** Earned first-team all-state and all-region honors in 2021 after rushing for 1,376 yards and 22 touchdowns on 219 carries as a senior ... also added 217 yards and a touchdown on 17 receptions ... helped Pine View to a UHSAA/Mountain America state semifinal appearance, upsetting two higher-seeded teams (including the state's top seed) en route to the final four ... named as the top running back in the Washington County area and one of the top three backs in Class 4A in Utah ... recorded 252 yards and four touchdowns on only 18 carries against Cedar City ... coached by Ray Hosner at Pine View High School ... began his prep career at Cherokee High School ... two-time first-team all-region honoree for Class 7A at Cherokee, earning selections as a sophomore in 2019 and as a junior in 2020 ... scored 14 touchdowns and gained 1,350 yards on 218 carries and caught 17 passes for 217 yards and a touchdown in 2020 ... rushed for 1,151 yards and 10 touchdowns on 231 carries in 2019 in addition to catching 12 passes for 114 yards and a touchdown ... committed to Clemson on National Signing Day, Feb. 2, 2022.

**Personal:** Son of Clemson Hall of Famer Keith Adams, a two-time All-America linebacker who won 1999 ACC Defensive Player of the Year and still holds Clemson single-season records for tackles, tackles for loss and sacks ... grandson of Julius Adams, a second-round pick in the 1971 NFL Draft who played 16 seasons with the New England Patriots and earned a Pro Bowl appearance in 1980 ... academic standout with a 3.87 high school GPA ... enrolled at Clemson in the summer of 2022 ... communication major ... participated in P.A.W. Journey's service trip to South Africa in spring 2024 ... born Dec. 19, 2003.

### ADAMS CAREER STATS

Year	G-S	Snaps	Car	Yds	Avg	TD	LG	Rec	Yds	TD
2022	2-0	5	3	21	7.0	0	11	0	0	0
2023	7-0	33	11	60	5.5	0	14	0	0	0
Totals	9-0	38	14	81	5.8	0	14	0	0	0



## JAMAL ANDERSON

LB • 6-2 • 215 • SO. • 1VL  
BUFORD, GA.  
MILL CREEK HS

TIGERS

32

NFL legacy who enters 2024 credited with six tackles in 45 defensive snaps over 13 games ... son of former Atlanta Falcon running back Jamal Anderson, but the younger plays on defense for the Tigers.

**2023:** Played in all 13 games, serving as a key special teamer and recording six tackles and 45 defensive snaps ... one of six Clemson true freshmen to appear in all 13 games (Khalil Barnes, Tyler Brown, Shelton Lewis, T.J. Parker and Avieon Terrell) ... All-ACC Academic Team selection ... made collegiate debut at Duke on special teams ... contributed three tackles vs. Florida Atlantic ... added two tackles vs. Georgia Tech ... made one tackle at South Carolina.

**Before Clemson:** Helped Mill Creek to a state championship with a 70-35 victory on Dec. 10 ... guided 2022 team to a 14-1 record ... recorded 56 tackles in 2022, including four sacks, four passes broken up, an interception, a blocked kick and two forced fumbles ... scored two touchdowns, one via reception and one on a fumble return ... had 12 receptions for 172 yards as a tight end ... as a junior in 2021, helped his team to the state quarterfinals while posting 78 tackles for an 11-2 team with four sacks, including one that resulted in a safety ... recorded seven total tackles for loss, five passes broken up and two interceptions that season ... named first-team 7A All-State as a junior ... posted 36 tackles during his sophomore season in 2020 with three tackles for loss and three passes broken up ... played for Josh Lovelady ... ranked as the No. 130 overall player in the nation by ESPN.com, which also listed him as the No. 9 player in Georgia and the 12th-best linebacker in the nation ... rated as the nation's No. 145 overall player by On3 ... listed as the No. 174 overall player in the nation by PrepStar ... consensus four-star player.

**Personal:** Committed to Clemson on June 13, 2022 ... born Dec. 20, 2004 and signed with Clemson one day after his 18th birthday ... son of former NFL running back Jamal Anderson, who lettered at the University of Utah in the 1992 and 1993 seasons ... his father played eight NFL seasons for the Atlanta Falcons as a running back, recording four 1,000-yard seasons and earning first-team All-Pro and Pro Bowl honors in 1998, when he totaled 1,846 rushing yards and helped the Atlanta Falcons to a berth in Super Bowl XXXIII ... finished third in the NFL in MVP voting in 1998 ... his sister, Mia, is a member of the University of Georgia track team who competes in throwing events ... enrolled at Clemson in January 2023 ... management major ... completed microinternships at Adobe in spring 2023 and at First Rate Exchange Services in London in May 2024.

### J. ANDERSON CAREER STATS

Year	G-S	Snaps	Hit	Ast	Tot	TFL	Sacks	Int	QB	PBU	CF-RF
2023	13-0	45	2	4	6	0-0	0-0	0-0	0	0	0-0



## KHALIL BARNES

S • 6-0 • 195 • SO. • 1VL  
ATHENS, GA.  
NORTH OCONEE HS

TIGERS

7

**2023** Freshman All-American who became the first Clemson player in the Dabo Swinney era to record multiple forced fumbles and multiple interceptions in a freshman season ... enters 2024 credited with 41 tackles (5.0 for loss), six pass breakups, a team-high three interceptions, three forced fumbles, a sack and a fumble recovery (which he returned 42 yards for a touchdown) in 499 snaps over 13 games (seven starts) ... was one of three players in the country (and the only freshman) with at least three interceptions, three or more forced fumbles and one sack in 2023.

**2023:** Named as a First-Team Freshman All-American by 247Sports, the FWAA and On3 ... PFF All-Freshman Team selection ... second-team Freshman All-American per The Athletic and College Football News ... first-team All-ACC pick by PFF in the flex category ...

FOR A COMPLETE LIST OF EVERY 2024  
PLAYER'S CAREER GAME-BY-GAME STATS,  
SEE THE 2024 TIGER FOOTBALL MEDIA GUIDE  
SUPPLEMENT BY SCANNING THE QR CODE.



third-team All-ACC selection by Phil Steele and College Football Network ... became the first Clemson player in the Dabo Swinney era to record multiple forced fumbles and multiple interceptions in a freshman season ... was one of three players in the country (and the only freshman) with at least three interceptions, three or more forced fumbles and one sack in 2023 ... was the first Clemson freshman to record three or more interceptions in a season since safety Jayron Kearse in 2013 (four) ... was the first Clemson defensive back with multiple forced fumbles, multiple interceptions and at least one sack in a season since Bashaud Breeland in 2013 ... credited with 41 tackles (5.0 for loss), six pass breakups, a team-high three interceptions, three forced fumbles, a sack and a fumble recovery (which he returned 42 yards for a touchdown) in 499 snaps over 13 games (seven starts) ... joined Myles Murphy (three in 2020) as the only Clemson freshmen under Dabo Swinney to force three fumbles in a season; Barnes joined Murphy and Ed McDaniel as the third Clemson freshman (true or redshirt) with three forced fumbles in a season since 1988 ... was one of only two FBS players — and was the only FBS freshman — to record three or more interceptions, three or more forced fumbles and a scoop-and-score (BYU junior Eddie Heckard) ... became the first Clemson freshman to lead the team in interceptions outright since Justin Miller in 2002 ... one of six Clemson true freshmen to appear in all 13 games (Jamal Anderson, Tyler Brown, Shelton Lewis, T.J. Parker and Avieon Terrell) ... made collegiate debut at Duke ... recorded one tackle vs. Charleston Southern ... shared defensive player of the game honors after notching five tackles (one for loss), two pass breakups, a forced fumble and his first career interception vs. Florida Atlantic, marking the earliest in a career (three games) a Clemson player recorded an interception since freshmen Jonathan Meeks and Rashard Hall each recorded an interception in the third game of the 2009 season against Boston College ... compiled three tackles at Syracuse ... notched four tackles and his second forced fumble of the season vs. Wake Forest, joining Myles Murphy (three in 2020) and Stephone Anthony (two in 2011) — both of whom were first-round NFL Draft picks — as the only Clemson players in Dabo Swinney's tenure to force multiple fumbles in their freshman seasons ... posted three tackles (one for loss) at NC State ... added another three tackles and a pass breakup vs. No. 12 Notre Dame ... had six tackles (2.0 for loss) and his second interception of the season vs. Georgia Tech ... had three tackles, a pass breakup and his first career sack vs. No. 20 North Carolina ... named Thorpe Award National Defensive Back of the Week and ACC Defensive Back of the Week for his performance at South Carolina when he posted six tackles, two pass breakups, a 42-yard fumble return touchdown and an interception ... recorded the fumble return and the interception on back-to-back offensive plays by South Carolina on the Gamecocks' second and third plays of the game, becoming the first Clemson player to record a takeaway on consecutive plays from scrimmage since Brian Dawkins against Duke in 1995 ... accrued seven tackles and a forced fumble in the Gator Bowl vs. Kentucky.



# VETERAN BIOS

**Before Clemson:** Helped North Oconee to a 13-1 record and a spot in the state semifinals in 2022 ... team won its first 13 games of the year and helped coach Tyler Aurandt earn 4A Coach of the Year honors ... earned Region 8-4A Player of the Year, as voted by the state's coaches, in both 2021 and 2022 ... 2021 all-state selection ... played on both sides of the ball, seeing action at receiver and defensive back ... in 2022, scored 18 total touchdowns, scoring on offense, defense and special teams ... recorded 35 rushes for 442 yards (12.6 avg.) including a long run of 93 yards and seven rushing touchdowns ... recorded 53 receptions for 879 yards (16.6 avg.) with eight touchdown receptions ... registered 44 tackles, three tackles for loss, eight interceptions, seven pass breakups and a forced fumble defensively in 2022 ... scored twice on defense ... posted 13 kick returns for 231 yards, including a 57-yard punt return for a score ... had a superlative all-purpose performance against Cedar Shoals in 2022 when he caught eight passes for 142 yards with two touchdowns at receiver in addition to recording a rushing touchdown and a pick-six, giving him four total touchdowns in that game ... listed as No. 20 athlete in the country by Rivals, which also listed him as the No. 42 overall player in Georgia ... On3 ranked him as No. 14 athlete and 53rd-best player in Georgia.

**Personal:** Born Feb. 28, 2005 ... committed to Clemson on Dec. 16, 2022 ... originally committed to Wake Forest ... later narrowed college decisions to Clemson, Oklahoma and Notre Dame, the first two of which recruited him as a defensive player and the latter of which pursued him as a receiver ... enrolled at Clemson in January 2023 ... communication major ... first name pronounced "CUH-leel."

## BARNES CAREER STATS

Year	G-S	Snaps	Hit	Ass	Tot	TFL	Sacks	Int	QB	PBU	CF	RF
2023	13-7	499	31	10	41	5-13	1-2	3-4	2	6	3-1	



## GRIFFIN BATT

LB • 6-0 • 225 • \*SO. • SQ  
CLEMSON, S.C.  
D.W. DANIEL HS

TIGERS

Joined Clemson as a walk-on in 2022 ... has contributed on special teams in four career games.

**2023:** Appeared in three games on special teams ... made season debut vs. Charleston Southern ... contributed on special teams vs. Florida Atlantic and vs. Georgia Tech.

**2022:** ACC Honor Roll selection ... made collegiate debut vs. Louisiana Tech ... spent the year at tight end.

**Before Clemson:** All-state linebacker at Daniel High School ... part of consecutive state title teams at Daniel in 2020 and 2021 ... notched 108 tackles (13 for loss) during Daniel's 14-0 state championship season in 2021 ... also added 3.0 sacks, two fumble recoveries, two pass breakups and one blocked kick to earn all-region honors ... coached by Jeff Fruster at Daniel ... chose to play at Clemson despite fielding interest from Ivy League programs.

**Personal:** Parks, recreation and tourism management major ... born April 11, 2003 ... completed micro-internships with The Late Show with Stephen Colbert in spring 2023 and with Segars Realty in Montana in spring 2024.

## BATT CAREER STATS

Year	G-S	Snaps	Hit	Ass	Tot	TFL	Sacks	Int	QB	PBU	CF	RF
2022	1-0	0	0	0	0	0-0	0-0	0-0	0	0	0-0	
2023	3-0	0	0	0	0	0-0	0-0	0-0	0	0	0-0	
Totals	4-0	0	0	0	0	0-0	0-0	0-0	0	0	0-0	



## ROB BILLINGS

S • 6-2 • 200 • \*FR. • 1VL  
MARIETTA, GA.  
MILTON HS

TIGERS

Enters 2024 having appeared in five games on special teams while redshirting.


**2023:** Played five games on special teams while redshirting ... made college debut vs. Charleston Southern ... contributed on special teams against Florida Atlantic, North Carolina and South Carolina ... also appeared on special teams in the Gator Bowl vs. Kentucky.

**Before Clemson:** Two-year starter at Milton High outside Atlanta where he played for Ben Reaves ... finished high school career with 170 tackles and nine interceptions in 38 games ... also recorded 29 passes defended and three fumble recoveries ... recorded 98 tackles from his safety position as a senior in 2022 when he helped Milton to 10-4 record and a No. 15 final ranking in the state of Georgia according to MaxPreps ... played all 14 games and produced 13 passes defended, five tackles for loss, two fumble recoveries, one forced fumble and two blocked kicks ... 74 of his 98 tackles were first hits ... also recorded four interceptions he returned 47 yards ... had three double-figure tackle games as a senior, 12 vs. Christian Brothers (Mo.), 11 vs. Alpharetta and 11 vs. West Forsyth ... had nine first hits and a 22-yard interception return against West Forsyth while also contributing 13 carries for 73 rushing yards and a touchdown and three catches for 38 yards ... also completed a pass for 15 yards in that contest ... helped Milton to a 12-1 record as a junior in 2021 when he had 66 tackles and five interceptions and a fumble recovery ... had a 53-yard pick-six vs. Walton in state playoffs and 55-yard fumble return for a score in state playoffs vs. Mill Creek ... both of his touchdowns that season came in the state playoffs ... had a career-high 13 tackles vs. Alpharetta in 2021 ... ranked as 29th-best overall player in Georgia by Rivals ... listed by Rivals as No. 27 safety in the country.

**Personal:** Committed to Clemson on July 31, 2022 ... born Jan. 20, 2005 ... enrolled at Clemson in summer 2023.

## BILLINGS CAREER STATS

Year	G-S	Snaps	Hit	Ass	Tot	TFL	Sacks	Int	QB	PBU	CF	RF
2023	5-0	0	0	0	0	0-0	0-0	0-0	0	0	0-0	



## WILL BOGGS

OL • 6-3 • 290 • ^\*SR. • SQ  
YORK, S.C.  
YORK COMPREHENSIVE HS

TIGERS

Enters 2024 having played 18 career snaps from scrimmage in four games ... joined Clemson as a walk-on in 2020.

**2023:** Appeared in two games, logging 11 offensive snaps ... played seven snaps vs. Charleston Southern ... played four snaps vs. Georgia Tech.

**2022:** Played seven offensive snaps over two games ... made collegiate debut vs. Louisiana Tech ... played six snaps vs. No. 24 North Carolina.

**2021:** Contributed on scout team.


**2020:** Walked on and served in a scout team role.

**Before Clemson:** Lettered at York Comprehensive High School, where he earned South Carolina Offensive Lineman of the Year honors in 2019 ... selected to the 2019 Shrine Bowl.

**Personal:** Earned degree in civil engineering in May 2023 ... three-time ACC Honor Roll selection (2020-22) ... born Jan. 20, 2002.

## BOGGS CAREER STATS

Year	G-S	Snaps
2022	2-0	7
2023	2-0	11
Totals	4-0	18



## JAKE BRININGSTOOL

TE • 6-6 • 230 • SR. • 3VL  
BRENTWOOD, TENN.  
RAVENWOOD HS

TIGERS

Talented weapon in the passing game who grew into a complete tight end in his first year as a full starter in 2023 ... enters 2024 having caught 78 career passes for 850 yards and 10 touchdowns in 1,269 offensive snaps over 35 career games (13 starts) ... his 50 receptions in his junior season in 2023 tied the Clemson single-season school record for a tight end ... became the seventh tight end in Clemson history to record 10 career touchdown receptions, joining Jordan Leggett, John McMakin, Dwayne Allen, Brandon Ford, Davis Allen and Bennie Cunningham ... his 126 receiving yards in a record-setting night at Miami in 2023 were the most by a Clemson tight end in a single game in school history, and his nine receptions in the 2023 Gator Bowl tied the Clemson single-game record for receptions by a tight end.

**2023:** Third-team All-ACC selection by the league and by Phil Steele ... collected second-team All-ACC honors from College Football Network ... recorded career highs in receptions (50), receiving yards (498) and receiving touchdowns (five) in 775 offensive snaps over 13 games (12 starts) ... his 50 receptions tied the single-season school record for receptions by a tight end set by Dwayne Allen in 2011 ... his career-high 498 receiving yards finished two yards shy of posting the first 500-yard season by a Clemson tight end since Jordan Leggett in 2016 (736) ... All-ACC Academic Team selection ... caught a 10-yard pass at Duke ... recorded three catches for 15 yards vs. Charleston Southern ... caught his first touchdown of the season amid his three receptions for 18 yards vs. Florida Atlantic ... gained 47 yards on three receptions vs. No. 4 Florida State ... recorded three receptions for five yards at Syracuse ... caught five passes for 30 yards vs. Wake Forest ... registered a record-setting night at Miami (Fla.), as his five catches and two touchdowns covered 126 yards, the most by a Clemson tight end in a single game in school history and the most by an ACC tight end since 2019 per PFF ... the performance against Miami was his first multi-touchdown game of his career and included a career-long 50-yard reception, earning him Mackey Award Tight End of the Week honors nationally ... added a then-career-high eight catches for 93 yards at NC State ... gained 13 yards on two receptions vs. No. 12 Notre Dame ... contributed 27 yards and a touchdown on four receptions vs. Georgia Tech ... became the seventh tight end in Clemson history to catch 10 career touchdowns when he caught a touchdown among his three receptions for 20 yards vs. No. 20 North Carolina ... caught a three-yard pass at South Carolina ... gained 91 yards on nine receptions in the Gator Bowl vs. Kentucky, tying the Clemson single-game school record for receptions by a tight end held by John McMakin (vs. Florida State in 1970) and Brandon Ford (vs. LSU in 2012).

**2022:** Accrued 285 yards and four touchdowns on 25 receptions in 392 offensive snaps over 14 games (one start) ... one half (along with Davis Allen) of the first tight end duo in Clemson history to each record four touchdown receptions in a single season ... All-ACC Academic Team selection ... ACC Honor Roll selection ... caught a 12-yard pass at Georgia Tech ... added the second touchdown reception of his career on a two-yard pass from DJ Uiagalelei vs. Furman ... caught two pass-

# VETERAN BIOS

es for 16 yards vs. Louisiana Tech ... led Clemson with six receptions at No. 21 Wake Forest for a then-career-high 72 yards and a touchdown ... added 54 yards and a touchdown on four receptions vs. No. 10 NC State ... caught a seven-yard touchdown pass at Florida State ... gained 32 yards on two receptions vs. Louisville ... recorded a team-high 57 yards on three receptions vs. Miami (Fla.) including a then-career-long 49-yard catch-and-run ... had a three-yard catch vs. South Carolina ... added a catch vs. No. 24 North Carolina ... caught three passes for 29 yards against his home state team in the Orange Bowl vs. No. 6 Tennessee.


**2021:** Caught three passes for 67 yards and a touchdown in 102 snaps over eight games ... made Clemson debut vs. SC State ... recorded his first career catch with a diving 11-yard grab vs. Florida State ... impressed on two catches for 56 yards vs. UConn, making a career-long 31 yard catch and later adding his first touchdown on a 25-yard pass from Billy Wiles.

**Before Clemson:** Unanimous four-star prospect from the three major recruiting services who was also a unanimous top 100 national player ... ranked 70th in the nation by Rivals, which also listed him as the fourth-best tight end in the nation and second-best player in the state of Tennessee ... ESPN.com listed him as the No. 71 overall player in the nation, second-best tight end and the best player in Tennessee ... 247Sports listed Briningstool as the No. 84 overall player, third-best tight end and best player in Tennessee ... selected for the Under Armour All-American Game ... PrepStar five-star recruit and Top 150 Dream Team selection who ranked as the No. 1 tight end and No. 1 prospect in Tennessee and as the nation's No. 48 overall prospect ... had 39 receptions for 774 yards and 12 touchdowns as a senior in 2020 ... had a 51-yard kickoff return for a score, giving him 13 touchdowns for the year ... had 38 tackles, seven sacks, 11 tackles for loss and a forced fumble ... had 111 receptions for 1,955 yards and 22 receiving touchdowns in his career ... three-year starter who led his Ravenwood team to a 30-10 record and made the playoffs each year ... was 6A State Runner-up in 2019 and a 6A semifinalist in 2018 ... Mr. Football finalist for 6A as a senior ... Regional 6-6A Co-MVP in 2020 ... committed to Clemson on Jan. 26, 2020 ... recruited by Lemanski Hall and Danny Pearman ... played for Matt Daniels at Ravenwood High School.

**Personal:** Sociology major ... enrolled at Clemson in January 2021 ... completed microinternships with Elliott Realty in Myrtle Beach in 2022 and with Gallo Winery in Atlanta in 2024 ... two-time All-ACC Academic Team honoree (2022-23) ... born Dec. 9, 2002.

## BRININGSTOOL CAREER STATS

Year	G-S	Snaps	Rec	Yds	Avg	TD	LG
2021	8-0	102	3	67	22.3	1	31
2022	14-1	392	25	285	11.4	4	49
2023	13-12	775	50	498	10.0	5	50
<b>Totals</b>	<b>35-13</b>	<b>1269</b>	<b>78</b>	<b>850</b>	<b>10.9</b>	<b>10</b>	<b>50</b>



**NATHAN BROOKS**

OL • 6-4 • 300 • \*JR. • SQ  
FORT MILL, S.C.  
FORT MILL HS

TIGERS

Joined Clemson as a walk-on prior to the 2021 season ... enters 2024 having played 18 offensive snaps over three career games.

**2023:** Played 18 offensive snaps over three games ... played 12 snaps in collegiate debut vs. Charleston Southern ... played two snaps vs. Florida Atlantic ... played four snaps vs. Georgia Tech.

**2022:** ACC Honor Roll selection ... did not appear in game action while participating on scout team.


**2021:** Contributed on scout team.

**Before Clemson:** Was a multi-year starter at Fort Mill (S.C.) High School.

**Personal:** Civil engineering major ... born Oct. 3, 2003.

## BROOKS CAREER STATS

Year	G-S	Snaps
2023	3-0	18



**TYLER BROWN**

WR • 5-11 • 180 • SO. • 1VL  
GREENVILLE, S.C.  
GREENVILLE SENIOR HS

TIGERS

Made an instant impact at Clemson and earned Freshman All-American status from ESPN ... led Clemson in receptions and receiving yards as a freshman ... recorded a 100-yard receiving performance in only his fifth career game and accomplished several feats that were firsts among Clemson first-year freshmen since Justyn Ross' memorable debut season in 2018 ... became the fifth Tiger since 2010 to record 50 receptions in a freshman season ... has 52 receptions for 531 yards and four touchdowns and two carries for 41 yards in 672 offensive snaps over 13 games (nine starts).

**2023:** ESPN Freshman All-American ... Midseason Freshman All-American per The Athletic and 247Sports ... credited with 52 receptions for 531 yards and four touchdowns and two rushing attempts for 41 yards in 672 offensive snaps over 13 games (nine starts) ... led Clemson in both receptions and receiving yards ... became the fifth freshman since 2010 to lead Clemson in receptions, joining DeAndre Hopkins, Sammy Watkins, Artavis Scott and Antonio Williams ... also became the fifth freshman since 2010 to lead Clemson in receiving yards, joining Hopkins, Watkins, Williams and Justyn Ross ... returned five punts for 67 yards (14.8 avg.), the highest yards-per-return average by any Clemson punt returner with a minimum of five returns since C.J. Spiller in 2009 (26.3) ... finished second in the ACC, fourth in the Power Five and seventh in the nation in receptions among freshmen ... one of six Clemson true freshmen to appear in all 13 games ... All-ACC Academic Team selection ... caught two passes for nine yards and added a 27-yard punt return vs. Charleston Southern, sharing team special teams player of the game honors ... earned ACC Rookie of the Week and team offensive player of the game honors after recording three receptions for 49 yards with two touchdowns vs. Florida Atlantic, becoming the first Clemson freshman wide receiver with two receiving touchdowns in a single game since Justyn Ross against Notre Dame in the 2018 Cotton Bowl ... also added a 44-yard punt return among his two returns for 47 yards against the Owls ... recorded team highs and then-career highs in receiving yards (84) and receptions (five) vs. No. 4 Florida State ... again recorded career highs in receptions (nine) and receiving yards (153) at Syracuse, earning both ACC Rookie of the Week and ACC Receiver of the Week after his 153 receiving yards were the most by a Clemson true freshman since Justyn Ross' 153 yards against Alabama in the College Football Playoff National Championship Game to conclude the 2018 season ... gained 53 yards on five catches at Miami (Fla.) ... caught a nine-yard touchdown pass vs. No. 12 Notre Dame ... had a team-high seven receptions for 41 yards with a highlight-reel touchdown grab vs. Georgia Tech ... gained 32 yards on a team-high-tying six receptions vs. No. 20 North Carolina ... led Clemson with five receptions for 40 yards at South Carolina ... caught a 12-yard pass and rushed once for 18 yards vs. Kentucky.

**Before Clemson:** Played for Greg Porter at Greenville Senior High School ... had 148 career receptions for 2,501 yards and 32 receiving touchdowns ... averaged

nearly 17 yards per catch for his career ... scored 34 career touchdowns, 32 on receptions ... finished with 3,077 career all-purpose yards ... completed 12-18 passes for 217 yards and three scores over his career ... had 59 catches for 937 yards and 12 touchdowns as a senior ... had career-high 71 catches, 1,034 receiving yards and 15 touchdowns as a junior in 2021 ... averaged 29.4 yards per catch that year ... averaged 25.5 yards per return on 12 returns as the team's primary kickoff returner that season ... played for the South Carolina team in the Shrine Bowl, scoring a 55-yard touchdown in the contest ... ranked in the On3 Top 300 nationally, as the service ranked him as the nation's No. 294 overall player and the fifth-best in South Carolina ... ranked as the No. 16 player in South Carolina by 247Sports ... ranked as the No. 19 player in South Carolina by ESPN.com.

**Personal:** Committed to Clemson on Nov. 24, 2022 ... born June 14, 2005 ... became Clemson's third Greenville Senior High signee in two years, joining 2022 signees Collin Sadler and Josh Sapp ... enrolled at Clemson in summer 2023 ... communication major.

## T. BROWN CAREER STATS

Year	G-S	Snaps	Rec	Yds	Avg	TD	LG
2023	13-9	672	52	531	10.2	4	47



**VIC BURLEY**

DT • 6-4 • 315 • \*FR. • RS  
WARNER ROBINS, GA.  
WARNER ROBINS HS

TIGERS

Arrived at Clemson in 2023 as the Georgia AAAAA Defensive Player of the Year and a consensus top-80 recruit nationally before missing the 2023 season due to injuries.

**2023:** Missed the entire season with knee injuries.

**Before Clemson:** Earned 5A Defensive Player of the Year honors in Georgia ... preseason Atlanta Journal-Constitution Super 11 selection ... helped Warner Robins to state championships in his sophomore and junior seasons and a state championship berth as a senior ... played 47 career games at Warner Robins, producing 188 tackles and 55 tackles for loss, including 22 sacks for -111 yards ... recorded an incredible 138 quarterback hurries ... as a senior, helped coach Marquis Westbrook's team to a 10-5 record, rebounding from a 1-4 start to earn a state championship appearance ... had three tackles for loss against both Houston County and Jenkins ... had season-high eight tackles in win over Cartersville ... credited with eight quarterback hurries in two different games ... finished 2022 with 57 tackles, 11 tackles for loss and three sacks, and also saw some time at tight end, adding three catches for 52 yards and two scores ... as a junior in 2021, had 54 tackles, including 14 tackles for loss with five sacks ... had career-best 53 quarterback hurries for the season ... recorded 13 hurries vs. Jones County ... helped team to 12-1 record and a state title ... posted four tackles for loss and seven tackles in win over Creekside ... had career-high 59 tackles in 13 games in 2020 ... posted 22 tackles for loss with 11 sacks and added 46 hurries ... recorded 10 sacks in first six games of the year ... posted three tackles for loss in five of the first six games ... notched four tackles for loss vs. Lee County ... second-team all-state according to MaxPreps as a sophomore in 2020 as he helped his team to a 13-1 record and a state title ... invited to the All-American Bowl in San Antonio, Texas ... was a consensus top-80 national player from the nation's largest recruiting services ... listed as the No. 18 overall player in the nation by 247Sports, which also listed him as the second-best defensive tackle and second-best player in Georgia ... ranked 39th in Sports Illustrated's S199 for 2023 ... five-star recruit according to PrepStar, which



# VETERAN BIOS

ranked him as the No. 41 overall player in the nation ... ranked by Rivals as the nation's No. 69 player ... ESPN.com ranked him as the nation's No. 76 overall player ... ranked as the No. 120 player in the nation by On3.

**Personal:** Committed to Clemson on June 5, 2022 ... born Jan. 5, 2005 ... cousin of Clemson Defensive Run Game Coordinator/Defensive Tackles Coach Nick Eason ... enrolled at Clemson in January 2023 ... participated in P.A.W. Journey's service trip to South Africa in spring 2024 ... sociology major.



**DeMONTE  
CAPEHART**

**DT • 6-5 • 320 • <sup>^</sup>SR • 3VL  
HARTSVILLE, S.C.  
HARTSVILLE HS**

**TIGERS**

19 Emerged down the stretch in 2023 as one of Clemson's most physical and most disruptive interior linemen ... enters 2024 credited with 32 tackles (9.0 for loss), 2.0 sacks, a pass breakup and a forced fumble in 302 snaps over 34 career games.

**2023:** Credited with 16 tackles (5.0 for loss), a sack, a pass breakup and a forced fumble in 179 snaps over 12 games ... also credited by the coaching staff with nine quarterback pressures, the second-most among Clemson's interior linemen ... All-ACC Academic Team selection ... recorded two tackles vs. Charleston Southern ... added two tackles (0.5 for loss) vs. Florida Atlantic ... posted one tackle and a forced fumble at Syracuse ... recorded one tackle vs. Wake Forest ... made one tackle at Miami (Fla.) ... posted a tackle for loss amid his two tackles at NC State ... recorded two tackles, including 1.5 for loss, vs. No. 12 Notre Dame ... added two tackles (one for loss) with one sack vs. Georgia Tech, earning team defensive player of the game ... credited with one tackle and a pass breakup vs. No. 20 North Carolina ... made one tackle at South Carolina and in the Gator Bowl vs. Kentucky.

**2022:** Credited with 13 tackles (2.0 for loss) in 83 defensive snaps over 13 games ... All-ACC Academic Team selection ... made two tackles at Georgia Tech ... had another two tackles (including a shared tackle for loss) vs. Furman ... recorded 1.5 tackles for loss among his two tackles vs. Louisiana Tech ... made a tackle at Notre Dame ... added one tackle vs. South Carolina ... recorded two tackles vs. No. 24 North Carolina ... made three tackles in the Orange Bowl vs. No. 6 Tennessee.

**2021:** Played 20 snaps over five games ... made season debut vs. SC State ... also saw action vs. UConn and at South Carolina.

**2020:** Played 20 snaps as a true freshman, being credited with three tackles (2.0 for loss) and a sack over four games ... made collegiate debut vs. The Citadel, tying for the team lead with 2.0 tackles for loss and producing one sack among his three tackles.

**Before Clemson:** Played three years at Hartsville High School in South Carolina before going to IMG Academy for the 2019 season ... played for Kevin Wright at IMG in 2019, starting all 10 games and recording 44 total tackles, including 35 first hits ... led the team with 16 tackles for loss and tied for the team lead in sacks with 5.5 ... helped IMG to a 9-1 record and No. 9 national ranking from USA Today ... named first-team postseason All-American by Sports Illustrated ... as a junior at Hartsville, he helped coach Jeff Calabrese's team to a 12-1 record, posting 40 tackles, 19 of which were tackles for loss, and seven sacks ... also played 22 basketball games over two years for Hartsville ... at the time of his signing, ranked as the No. 27 overall player in the nation by ESPN.com, which also listed him as the second-best defensive tackle and second-best player from the state of South Carolina ... listed as No. 35 overall player in the nation by 247Sports, the second-

best defensive tackle and the sixth-best player in the state ... ranked as No. 35 overall player in the nation by Rivals.com, the third-best defensive tackle and the fifth-best player in the state ... ranked as No. 52 player in the nation overall, the second-best defensive tackle and second-best player of South Carolina origin by PrepStar ... was listed as the second-best player from South Carolina by the Charlotte Observer ... selected to Under Armour All-America Game ... committed to Clemson on June 5, 2018 ... recruited to Clemson by Todd Bates and Robbie Caldwell.

**Personal:** Born July 19, 2002 ... pronounced "duh-MON-tay" ... earned degree in sports communication in May 2024 ... enrolled at Clemson in January 2020 ... three-time ACC Honor Roll selection (2020-22) ... two-time All-ACC Academic Team honoree (2022-23).

## CAPEHART CAREER STATS

Year	G-S	Snaps	Hit	Asst	Tot	TFL	Scks	Int	QB	PBU	CF-RF
2020	4-0	20	2	1	3	2-7	1-6	0-0	2	0	0-0
2021	5-0	20	0	0	0	0-0	0-0	0-0	0	0	0-0
2022	13-0	83	11	2	13	2-6	0-0	0-0	0	0	0-0
2023	12-0	179	12	4	16	5-18	1-8	0-0	9	1	1-0
Totals	34-0	302	25	7	32	9-31	2-14	0-0	11	1	1-0



**BARRETT  
CARTER**

**LB • 6-1 • 230 • SR • 3VL  
SUWANEE, GA.  
NORTH GWINNETT HS**

**TIGERS**

0 Versatile member of the back seven called by Dabo Swinney as "one of the best pure football players I've had in 20 years" ... 2022 All-American and 2023 All-ACC selection who enters 2024 credited by the coaching staff with 170 tackles (21.0 for loss), 9.0 sacks, 15 pass breakups, three interceptions, two forced fumbles and two fumble recoveries in 1,644 career snaps over 38 games (26 starts) ... stood alongside teammate Jeremiah Trotter Jr. and North Carolina's Cedric Gray as the only three FBS players to post 19 or more tackles for loss, 10+ passes defended, multiple forced fumbles and multiple interceptions across the 2022-23 seasons ... in 2022, joined Butkus Award winners Nakobe Dean and Isaiah Simmons among recent Power Five players to post at least 10 tackles for loss, five sacks, multiple interceptions and multiple forced fumbles in a single season ... frequent community servant whose combination of on-field performance and community engagement resulted in a quarterfinalist selection for the Lott IMPACT Trophy in 2023.

**2023:** Lott IMPACT Trophy quarterfinalist ... second-team All-ACC selection by the league and by Phil Steele ... also garnered third-team All-ACC status from College Football Network ... ranked second on the team in tackles (67) and was credited with 9.5 tackles for loss, 3.5 sacks, six pass breakups, an interception and a fumble recovery in 633 snaps over 12 games (all starts) ... All-ACC Academic Team selection ... contributed six tackles (one for loss) at Duke ... added three tackles vs. Charleston Southern ... notched a team-high seven tackles (0.5 for loss) vs. Florida Atlantic ... made three tackles vs. No. 4 Florida State ... credited with a team-high-tying seven tackles (two for loss) and a sack at Syracuse ... collected five tackles (one for loss) vs. Wake Forest ... added eight tackles (one for loss) at Miami (Fla.) ... led team with seven tackles (one for loss) at NC State with one sack and one pass breakup ... posted eight tackles (0.5 for loss) vs. No. 12 Notre Dame ... accrued four tackles and two pass breakups vs. No. 20 North Carolina ... notched five tackles (2.0 for loss) and a sack at South Carolina ... earned an AP All-Bowl Team selection after being credited with four tackles (0.5 for loss), a half-sack, three pass breakups, an interception and a fumble recovery in the Gator Bowl vs. Kentucky ... his two Gator Bowl takeaways came on back-to-back

plays from scrimmage by Kentucky, marking the second straight game in which a Clemson defender recorded a takeaway on consecutive plays, joining Khalil Barnes' performance at South Carolina in the regular season finale; prior to Barnes and Carter accomplishing the feat, the last time it had been accomplished was in 1995 (Brian Dawkins vs. Duke).

**2022:** Fourth-team All-America honoree from Phil Steele ... named first-team All-ACC by Phil Steele and Pro Football Focus ... tied for third on the team with 77 tackles (10.5 for loss) as credited by the coaching staff, with 5.5 sacks, eight pass breakups, two interceptions and two forced fumbles in a unit-high 832 snaps over 13 games (all starts) ... prior to Carter and two others in 2022, the last two Power Five conference players to reach 10 tackles for loss, five sacks, two forced fumbles and two interceptions in a season were Georgia's Nakobe Dean in 2021 and Clemson's Isaiah Simmons in 2019, years in which both players won the Butkus Award as the nation's top linebacker ... All-ACC Academic Team selection ... shared team defensive player of the game honors in his first career start, as coaches credited him with nine tackles (one for loss) and his first career forced fumble at Georgia Tech ... added two tackles and his first career interception vs. Furman ... recorded two tackles and three pass breakups vs. Louisiana Tech including a deflected ball that resulted in a Malcolm Greene interception ... contributed six tackles at No. 21 Wake Forest ... credited with six tackles, a sack and a pass breakup vs. No. 10 NC State, sharing team defensive player of the game honors ... contributed four tackles (1.5 for loss), a sack and a forced fumble at Boston College, once again earning team co-defensive player of the game honors ... made four tackles (0.5 for loss) at Florida State ... notched eight tackles (one for loss) at Notre Dame ... recorded a superlative performance vs. Louisville, earning ACC Linebacker of the Week and team defensive player of the game after recording nine tackles (3.5 for loss), two sacks, an interception and a pass breakup ... became the first player to record 3.5 or more tackles for loss, 2.0 or more sacks and an interception in a game between two Power Five teams since South Carolina's Melvin Ingram against Auburn in 2011 ... added four tackles vs. Miami (Fla.) ... registered four tackles vs. South Carolina ... tied for the team lead with nine tackles (one for loss) with a half-sack and a pass breakup vs. No. 24 North Carolina ... led team with 10 tackles (one for loss), a sack and two pass breakups in the Orange Bowl vs. No. 6 Tennessee, earning placement on PFF's All-Bowl Team.

**2021:** Credited with 26 tackles (one for loss), a pass breakup and a fumble recovery he returned three yards for a touchdown in 179 snaps over 12 games (one start) ... became the first Clemson player on record to wear number zero ... contributed two tackles in his Clemson debut vs. No. 5 Georgia ... added two tackles vs. SC State ... recorded four tackles at NC State ... registered two tackles vs. Boston College ... made first career start at No. 23 Pitt, contributing five tackles and a pass breakup ... recorded two tackles and returned a desperation lateral attempt three yards for a touchdown as time expired vs. Florida State ... added four tackles (one for loss) vs. UConn ... made two tackles vs. No. 13 Wake Forest ... made one tackle at South Carolina ... recorded two tackles vs. Iowa State.

**Before Clemson:** Five-star athlete from Georgia ranked as the No. 17 overall player in the nation by 247Sports ... also listed by 247Sports as the second-best linebacker in the nation and third-best player in Georgia, earning a five-star ranking following his signing in the early signing period ... Rivals.com listed Carter as a five-star player, ranked as the nation's No. 21 overall player, the top linebacker in the nation and the third-best player in Georgia ... ESPN.com lists him as a four-star, the No. 103 overall player in the nation ... Prep-Star five-star recruit and Top 150 Dream Team selection


# VETERAN BIOS

who ranked as the nation's No. 40 overall prospect and No. 4 player in Georgia ... earned Defensive National High School Player of the Year from the Maxwell Football Club ... in a 2020 state playoff game, he recorded 197 yards rushing on 17 attempts on offense and had eight tackles, three sacks and a fumble recovery on defense ... he accomplished that after running for 142 yards on just six carries in the regular season finale ... for the season he rushed for 429 yards, a 9.3-yard average, and scored 10 touchdowns and added seven catches for 68 yards ... finished the year with 11 tackles for loss, including five sacks, to go with 38 tackles in seven games ... had a 79-yard interception return for a touchdown ... also threw a 13-yard touchdown pass ... as a junior in 2019, he recorded 73 tackles and 10 sacks in 13 games ... had 51 tackles and seven tackles for loss in 11 games as a sophomore ... finished his career with 162 tackles, 27 tackles for loss, including 18 sacks ... 116 of his tackles were solos ... selected to play in the All-American Bowl ... committed to Clemson on May 19, 2020 ... recruited by Mickey Conn and Brent Venables ... played for Bill Stewart at North Gwinnett High School.

**Personal:** Born Oct. 23, 2002 ... majoring in sports communication ... two-time ACC Honor Roll selection (2021-22) ... two-time All-ACC Academic Team honoree (2022-23) ... aspires to open a training center for young athletes to give back and equip them with tools for both athletics and life ... frequently reads to local elementary schools ... active volunteer with Our Friend Christopher, an organization established to honor Christopher Miles, a high school teammate of Carter's who passed away from a stage 4 glioblastoma brain tumor.

## CARTER CAREER STATS

Year	G-S	Saps	Hit	Asst	Tot	TFL	Sacks	Int	QP	PBU	CF-RF
2021	13-1	179	12	14	26	1-2	0-0	0-0	3	1	0-1
2022	13-13	832	59	18	77	10.5-56	5.5-44	2-1	11	8	2-0
2023	12-12	633	51	16	67	9.5-40	3.5-25	1-0	6	6	0-1
Totals	38-26	1644	122	48	170	21-98	9-69	3-1	20	15	2-2



## HOLDEN CASPERSEN

LS • 5-11 • 215 • \*\*JR. • 2VL  
ROSWELL, GA.  
ROSWELL HS

58

Joined Clemson as a walk-on in 2021 and enters 2024 having appeared in 29 career games ... praised by Dabo Swinney for the consistency of his snaps with regard to laces already being positioned out for holders on placekicks.

**2023:** Named as Clemson's starting long snapper for placekicks coming out of fall camp ... snapped in all 13 games ... All-ACC Academic Team selection ... snapped for placekicker Jonathan Weitz's legacy-setting 3-for-3 performances in wins against South Carolina and Kentucky to close the season.

**2022:** Earned starting long snapper job on punts prior to the season opener against Georgia Tech and served in that role for all 14 contests ... All-ACC Academic Team selection ... made a special teams tackle at Notre Dame ... added another special teams tackle vs. Louisville ... recorded a tackle vs. No. 24 North Carolina.

**2021:** Appeared in two games while redshirting ... made collegiate debut vs. SC State ... snapped on Clemson's final two punts vs. UConn.

**Before Clemson:** Snapped at Roswell (Ga.) High School ... named as a five-star snapping prospect by Rubio Long Snapping.

**Personal:** Born Oct. 30, 2002 ... earned degree in financial management in May 2024 ... completed microinternships with Credit Suisse in New York in spring 2022, with Google in California in spring 2023 and with Gallo Winery in Atlanta in spring 2024 ... opted to walk-on at Clemson over scholarship offers from Tulane, Stetson and Kennesaw State ... two-time ACC Honor

Roll selection (2021-22) ... two-time All-ACC Academic Team honoree (2022-23).

## CASPERSEN CAREER STATS

Year	G-S	Saps
2021	2-0	0
2022	14-0	0
2023	13-0	0
Totals	29-0	0



## QUINN CASTNER

PK • 5-5 • 150 • \*\*SR. • SQ  
FORT MILL, S.C.  
NATION FORD HS

36

Joined Clemson as a walk-on in 2020 ... enters 2024 having appeared in two career games, going 1-for-1 on PATs and 2-for-2 on touchbacks on kickoffs.

**2023:** Made season debut vs. Charleston Southern, converting his first career PAT attempt and recording a touchback on one kickoff.

**2022:** Did not appear in game action.

**2021:** Contributed in a scout team role ... ACC Honor Roll selection.

**2020:** Made Clemson debut vs. The Citadel, getting a huge ovation from the Clemson sideline upon booting a touchback on his first career kickoff.

**Before Clemson:** Lettered at Nation Ford High School ... went 13-of-14 on field goal attempts and 35-for-35 on PATs as a senior.

**Personal:** Earned degree in bioengineering in May 2024 ... completed a microinternship with Def Jam Recordings in spring 2024 ... born April 24, 2002.

## CASTNER CAREER STATS

Year	G-S	11-29	30-39	40-49	50+	Total	HB	LG	PAT	Pts
2020	1-0	0-0	0-0	0-0	0-0	0-0	0	---	0-0	0
2023	1-0	0-0	0-0	0-0	0-0	0-0	0	---	1-1	1
Totals	2-0	0-0	0-0	0-0	0-0	0-0	0	---	1-1	1



## BRODEY CONN

P/S • 6-0 • 205 • \*\*FR. • SQ  
CLEMSON, S.C.  
D.W. DANIEL HS

40

**Baseball (2024):** Hit .333 with a run, homer, RBI, 1.333 slugging percentage and .333 on-base percentage in two games ... hit a homer against Kennesaw State on Feb. 23; was his first career game and hit.

**2023:** Received a medical hardship waiver after missing the entire campaign with an injury.


**2022:** ACC Honor Roll selection ... made collegiate debut vs. Louisiana Tech in his lone appearance of his redshirt season.

**Before Clemson:** Multi-sport athlete ... key contributor on Class 3A state title teams in 2020 and 2021 ... had 45 tackles (3.0 for loss) at safety in 2021 ... had 10 pass breakups, two forced fumbles and an interception to earn all-region honors ... punted 24 times in 14 games in 2021 to earn all-state punting recognition ... two-time all-region selection at safety and punter ... also long snapped, earning 2019 High School Blitz Long Snapper of the Year ... played for Jeff Fruster ... originally committed to play baseball at TCU before instead electing to pursue both sports at Clemson ... four-year varsity baseball player at Daniel who entered his senior season as one of the top-rated second basemen in the state.

**Personal:** Marketing major ... son of Clemson Co-Defensive Coordinator/Safeties Coach Mickey Conn ... born Aug. 30, 2003.

## CONN CAREER STATS

Year	G-S	Saps	Hit	Asst	Tot	TFL	Sacks	Int	QP	PBU	CF-RF
2022	1-0	0	0	0	0	0-0	0-0	0-0	0	0	0-0



## FLETCHER COTHNAN

LB • 6-3 • 215 • \*SO. • SQ  
ANDERSON, S.C.  
T.L. HANNA HS

50

Joined Clemson as a walk-on in the summer of 2022 ... enters 2024 having appeared in four career games.

**2023:** Played on special teams in three games ... made season debut vs. Charleston Southern ... contributed on special teams vs. Florida Atlantic and Georgia Tech.

**2022:** Appeared in one game while redshirting ... made collegiate debut vs. Louisiana Tech.

**Before Clemson:** Lettered at T.L. Hanna High School, where he also played baseball ... chose Clemson over offers from South Carolina, Charleston Southern, The Citadel and Fordham.

**Personal:** Born Jan. 21, 2004 ... participated in P.A.W. Journey's service trip to South Africa in spring 2024 ... management major.

## COTHNAN CAREER STATS

Year	G-S	Saps	Hit	Asst	Tot	TFL	Sacks	Int	QP	PBU	CF-RF
2022	1-0	0	0	0	0	0-0	0-0	0-0	0	0	0-0
2023	3-0	0	0	0	0	0-0	0-0	0-0	0	0	0-0
Totals	4-0	0	0	0	0	0-0	0-0	0-0	0	0	0-0



## SHERROD COVIL JR.

S • 5-11 • 200 • JR. • 2VL  
CHESAPEAKE, VA.  
OSCAR SMITH HS

5

Enters 2024 credited with 29 tackles (one for loss) and a pass breakup in 266 defensive snaps over 21 career games in his first two seasons.

**2023:** Credited with 13 tackles and a pass breakup in 114 snaps over eight games prior to suffering a season-ending injury in November ... made season debut at Duke, playing one defensive snap in addition to his work on special teams ... recorded two tackles and a pass breakup vs. Charleston Southern ... credited with six tackles vs. Florida Atlantic ... made three tackles at Syracuse.

**2022:** Credited with 16 tackles (one for loss) in 152 defensive snaps over 13 games in his freshman campaign ... made collegiate debut vs. Georgia Tech ... added a tackle vs. Louisiana Tech ... credited with three tackles vs. No. 10 NC State ... contributed two tackles at Boston College ... notched a special teams tackle vs. Miami (Fla.) ... added five tackles (one for loss) vs. South Carolina ... made one tackle vs. No. 24 North Carolina ... recorded three tackles in the Orange Bowl vs. No. 6 Tennessee.

**Before Clemson:** Starter on defense at Oscar Smith High School in Virginia who helped the team to consecutive 6A state titles in 2020 and 2021 ... team had a 13-1 record in 2021, winning the state championship on Dec. 11 with a 42-17 victory over James Madison ... selected to the Under Armour All-America Game ... consensus top-200 national defensive back ... rated as the No. 154 overall player in the nation by PrepStar, which also listed him as the 13th-best safety and fifth-best player in Virginia ... ranked No. 166 in the nation by ESPN.com, which also listed him as the 11th-best safety and ninth-best player in Virginia ... ranked No. 194 overall by 247Sports, including ranking as the 14th-best safety and eighth-best player in Virginia ...



# VETERAN BIOS

Rivals.com ranked him No. 211 overall, including 15th among safeties and fifth in Virginia ... rated by On3 Sports as the nation's No. 200 overall player, the 17th-best safety and the fifth-best prospect in Virginia ... coached by Chris Scott at Oscar Smith High School ... enrolled at Clemson in January 2022 ...

**Personal:** Parks, recreation and tourism management major ... completed a microinternship with Google in spring 2024 ... name pronounced "SURE-odd COE-ville" ... born May 2, 2003.

## COVIL CAREER STATS

Year	G-S	Snap	Hit	Ass	Tot	TFL	Sacks	Int	QB	PBU	CF-RF
2022	13-0	152	10	6	16	1-1	0-0	0-0	0	0	0-0
2023	8-0	114	9	4	13	0-0	0-0	0-0	0	1	0-0
Totals	21-0	266	19	10	29	1-1	0-0	0-0	0	1	0-0



**DEE CRAYTON**

LB • 6-2 • 225 • \*FR. • 1VL  
ALPHARETTA, GA.  
DENMARK HS

TIGERS

Enters 2024 credited with five tackles (one for loss) in 59 snaps over five games in his debut season.

**2023:** Credited with five tackles (one for loss) in 59 snaps over five games while redshirting ... made collegiate debut vs. Charleston Southern ... made one tackle vs. Florida Atlantic ... added four tackles (one for loss) vs. Georgia Tech.

**Before Clemson:** Recorded 75 tackles as a senior, including 20 tackles for loss and four sacks ... also had two interceptions, one he returned for a score ... had four forced fumbles ... also scored five touchdowns as a running back ... had 91 tackles in 10 games as a junior, including 14 tackles for loss and four sacks ... also saw time as a running back, adding 42 carries for 177 yards with four touchdowns ... had 62 tackles in 11 games as a sophomore ... contributed eight tackles for loss, five of which were sacks ... played for Mike Palmieri ... ranked as the No. 159 overall player in the nation by Rivals, which also listed him as the No. 8 player in Georgia and No. 9 linebacker in the nation ... ranked as the 30th-best linebacker in the nation by ESPN.com ... 247Sports ranked him as the No. 33 player in Georgia and No. 36 linebacker in the nation ... ranked as the No. 262 overall player in the nation and as a four-star prospect by PrepStar ... invited to All-America Classic in Orlando.

**Personal:** Committed to Clemson on June 18, 2022 ... born Aug. 12, 2005 ... enrolled at Clemson in January 2023 ... sports communication major ... completed a microinternship at Elliott Realty in Myrtle Beach in spring 2023.

## CRAYTON CAREER STATS

Year	G-S	Snap	Hit	Ass	Tot	TFL	Sacks	Int	QB	PBU	CF-RF
2023	5-0	59	5	0	5	1-2	0-0	0	0	0	0-0



**JACKSON CROSBY**

WR • 5-10 • 190 • \*JR. • SQ  
SIX MILE, S.C.  
D.W. DANIEL HS

TIGERS

Joined Clemson as a walk-on in 2021 ... enters 2024 having played 13 career offensive snaps in four games.

**2023:** Played 12 offensive snaps in three games ... made season debut vs. Charleston Southern ... saw action vs. Florida Atlantic and vs. Georgia Tech.

**2022:** Made collegiate debut vs. Louisiana Tech, playing one offensive snap in his only appearance of the season.


**2021:** Contributed on scout team ... ACC Honor Roll selection.

**Before Clemson:** Played football and baseball at Daniel High School ... captain of 2020 3A state title team under coach Jeff Fruster ... named South Carolina 3A Offensive Back of the Year and collected All-State and All-Region honors ... played quarterback and wide receiver, recording 787 career passing yards and nine passing touchdowns, 67 career receptions for 852 yards and 12 touchdowns, and 250 career rushing yards with five touchdowns.

**Personal:** Born Feb. 12, 2003 ... management major ... father, Dan, played baseball at The Citadel from 1993-95 ... initially committed to The Citadel to play football and baseball before electing to join the Tigers as a walk-on ... completed a microinternship with Elliott Realty in Myrtle Beach in spring 2024.

## CROSBY CAREER STATS

Year	G-S	Snap	Rec	Yds	Avg	TD	LG
2022	1-0	1	0	0	---	0	---
2023	3-0	12	0	0	---	0	---
Totals	4-0	13	0	0	---	0	---



**CADE DENHOFF**

DE • 6-5 • 255 • ^JR. • 2VL  
PLANT CITY, FLA.  
LAKELAND CHRISTIAN SCHOOL

TIGERS

Enters 2024 credited with 16 tackles (one for loss) and 190 defensive snaps over 20 career games.

**2023:** Credited with 15 tackles (one for loss) in 170 snaps over 13 games ... made season debut at Duke ... recorded one tackle vs. Charleston Southern ... added two tackles vs. Florida Atlantic ... contributed one tackle vs. No. 4 Florida State ... recorded one tackle vs. Wake Forest ... made one tackle at Miami (Fla.) ... posted two tackles vs. No. 12 Notre Dame ... made one tackle vs. Georgia Tech ... registered three tackles at South Carolina ... added three tackles (one for loss) in the Gator Bowl vs. Kentucky.

**2022:** Played 19 defensive snaps in six games, recording one tackle ... notched his first tackle on special teams vs. Miami (Fla.).

**2021:** Made collegiate debut vs. UConn, playing one snap in his lone appearance of his redshirt season ... named 2021 MVP of Clemson's Power Hour program, which works with Strength & Conditioning staff during segment meetings.


**Before Clemson:** National top 100 player according to ESPN.com and 247Sports ... ESPN.com listed him as the No. 82 overall player in the nation, the 10th-best defensive end and the 15th-best player in Florida ... ranked as the No. 89 overall player by 247Sports, and was also listed as the eighth-best defensive end in the nation and 13th-best player in Florida ... ranked No. 188 overall nationally by Rivals.com, which also ranked him as the No. 10 defensive end ... PrepStar Top 150 Dream Team selection who ranked as the nation's No. 83 overall prospect and as the No. 8 defensive end and No. 14 player in Florida ... rated as a four-star prospect by all services ... five-year letterman at Lakeland Christian, as he played in nine games as an eighth grader ... played 48 games overall, recording 282 career tackles, 26.5 sacks, seven caused fumbles and four fumble recoveries ... played seven games and had 40 tackles, including 6.5 tackles for loss, in pandemic-shortened 2020 season ... had 92 tackles in 12 games, including 11 sacks and three caused fumbles in 2019 ... had three double-figure tackle games that season, and had a career-high four sacks against King's Academy ... as a sophomore in 2018, had career-high 95 tackles in 11 games with 6.5 sacks and three caused fumbles ... had three double-figure tackle games, including a career-

high 13 stops against Berkeley Prep ... had 44 tackles and seven sacks in nine games as a freshman, including a three-sack performance against Land O' Lakes High School ... had 11 tackles in nine games as an eighth grader in 2016 ... invited to play in the Under Armour All-America Game ... committed to Clemson on Jan. 26, 2020, the same day as fellow signee Jake Briningstool ... recruited by Lemanski Hall and Mike Reed ... played football, basketball and baseball ... played for Danny Williams at Lakeland Christian School.

**Personal:** Earned degree in criminal justice in May 2024 ... enrolled at Clemson in January 2021 ... completed a microinternship at Segars Ranch in Montana in spring 2022 ... born Aug. 30, 2002 ... two-time ACC Honor Roll selection (2021-22).

## DENHOFF CAREER STATS

Year	G-S	Snap	Hit	Ass	Tot	TFL	Sacks	Int	QB	PBU	CF-RF
2021	1-0	1	0	0	0	0-0	0-0	0-0	0	0	0-0
2022	6-0	19	1	0	1	0-0	0-0	0-0	0	0	0-0
2023	13-0	170	9	6	15	1-1	0-0	0-0	3	0	0-0
Totals	20-0	190	10	6	16	1-1	0-0	0-0	3	0	0-0



**MARKUS DIXON**

TE • 6-4 • 245 • \*FR. • RS  
PHILADELPHIA, PA.  
ARCHBISHOP WOOD HS

TIGERS

Played tight end, wideout, defensive end, safety and quarterback during his prep career ... played five offensive snaps over two games during his redshirt campaign.

**2023:** Played five offensive snaps in two games while redshirting ... made debut vs. Charleston Southern ... contributed on special teams vs. Florida Atlantic.

**Before Clemson:** First-team All-Catholic League selection in Philadelphia in 2022 ... three-year varsity starter who played tight end, wide receiver, defensive end and safety in addition to returning kicks ... played one game at quarterback ... caught 14 passes for 284 yards and three touchdowns in eight games in 2022 ... contributed as a blocker in a run-heavy offense ... recorded 16 tackles and an interception defensively ... four-year letterman in football and basketball at Archbishop Wood High School ... team co-captain ... played for Dave Armstrong ... ranked as the No. 12 overall player in Pennsylvania by ESPN.com, Rivals and 247Sports ... ranked as the 16th-best TE/H-Back in the nation by ESPN.com ... ranked as the 30th-best TE/H-Back by Rivals and 33rd by 247Sports ... ranked as the 15th-best player in Pennsylvania by Prepstar.

**Personal:** Committed to Clemson on June 14, 2022 ... from the same school as current NFL tight end Kyle Pitts ... born Sept. 17, 2004 ... enrolled in summer 2023 ... communication major ... participated in P.A.W. Journey's service trip to South Africa in spring 2024.

## M. DIXON CAREER STATS

Year	G-S	Snap	Rec	Yds	Avg	TD	LG
2023	2-0	5	0	0	---	0	---



**HAMPTON EARLE**

WR • 5-10 • 195 • ^+SR. • 2VL  
CLEMSON, S.C.  
D.W. DANIEL HS

TIGERS

Enters 2024 having played 93 career offensive snaps over 27 games with two career receptions for eight yards.

**2023:** Played 27 offensive snaps over 13 games with one catch for two yards ... All-ACC Academic Team selection ... made season debut at Duke on special teams ... had a two-yard catch vs. Charleston Southern.

# VETERAN BIOS

**2022:** Played 36 offensive snaps over six games ... made season debut vs. Georgia Tech and also saw action against Louisiana Tech, Boston College, Miami (Fla.), North Carolina and Tennessee.

**2021:** Played 13 offensive snaps in two games ... made season debut with a six-yard catch vs. UConn ... also saw action at South Carolina.

**2020:** Played seven snaps over two games ... made season debut vs. The Citadel ... saw action vs. Pitt.

**2019:** Made collegiate debut vs. Charlotte ... saw action vs. Boston College, Wofford and Wake Forest.

**Before Clemson:** Completed his prep career at Daniel High School.

**Personal:** Born March 16, 2001 ... earned degree in criminal justice in December 2022 ... completed a microinternship at Segars Ranch in Montana in spring 2022 ... four-time ACC Honor Roll selection (2019-22).

## EARLE CAREER STATS

Year	G-S	Snaps	Rec	Yds	Avg	TD	LG
2019	4-0	10	0	0	---	0	---
2020	2-0	7	0	0	---	0	---
2021	2-0	13	1	6	6.0	0	6
2022	6-0	36	0	0	---	0	---
2023	13-0	27	1	2	2.0	0	2
Totals	27-0	93	2	8	4.0	0	6



## PHILIP FLORENZO

LS • 6-2 • 240 • **4\*\*JR.** • 2VL  
TOWSON, MD.  
LOYOLA BLAKEFIELD PREPARATORY SCHOOL

TIGERS

Joined Clemson as a walk-on (a self-professed tryout "crawl-on")

in the fall of 2021 and enters 2024 having appeared in 28 career games ... credited with five career tackles and a fumble recovery ... said Head Coach Dabo Swinney, "Florenzo, he's a weapon now. He's a snapper but he gives us a lot in coverage. He's made a couple big, big plays for us ... He's a really good athlete. He'll have a chance to play in the NFL at that position because he's a good snapper and he's a factor in the coverage game."

**2023:** Named as Clemson's starting long snapper for punts coming out of fall camp ... snapped in all 13 games, recording five tackles and a fumble recovery ... All-ACC Academic Team selection ... recorded one tackle vs. Charleston Southern ... made one tackle at Syracuse ... added one tackle at NC State ... recovered a muffed punt vs. No. 12 Notre Dame, setting up a seven-play Tiger scoring drive ... posted a tackle vs. No. 20 North Carolina ... made one tackle at South Carolina ... added a tackle in the Gator Bowl vs. Kentucky.

**2022:** Earned starting long snapper job on place-kicks prior to the season opener against Georgia Tech ... All-ACC Academic Team selection ... shared special teams player of the game honors with B.T. Potter and Drew Swinney vs. Furman ... served as the short snapper on special teams in all 14 games.

**2021:** Made Clemson debut vs. UConn, snapping on the Tigers' final PAT of the game.

**Before Clemson:** Played both football and lacrosse at Loyola Blakefield Preparatory School in Towson, Md.

**Personal:** Earned degree in financial management in May 2024 ... completed microinternships at Segars Ranch in Montana in spring 2022, at Google in California in spring 2023 and at National Football League headquarters in spring 2024 ... born July 4, 2002 ... two-time ACC Honor Roll selection (2021-22) ... two-time All-ACC Academic Team honoree.

## FLORENZO CAREER STATS

Year	G-S	Snaps
2021	1-0	0
2022	14-0	0
2023	13-0	0
Totals	28-0	0



## JARVIS GREEN

RB • 5-9 • 200 • **\*FR.** • RS  
IRMO, S.C.  
DUTCH FORK HS

TIGERS

Recorded more than 6,000 career all-purpose yards and 91 total touchdowns at state powerhouse Dutch Fork before signing with Clemson ... played 10 offensive snaps in two games while redshirting in 2023, rushing three times for four yards and adding a 36-yard kickoff return in his debut season.

**2023:** Played 10 offensive snaps over two games while redshirting, recording three carries for four yards and a 36-yard kickoff return ... made collegiate debut vs. Charleston Southern, rushing once for two yards ... recorded a 36-yard kickoff return and two carries for two yards vs. Florida Atlantic.

**Before Clemson:** Led Dutch Fork to its sixth state title in seven years in 2022 ... recorded 525 rushes for 4,608 yards (8.8 avg.) and 78 rushing touchdowns in 40 career games ... also posted 89 receptions for 1,202 yards and 11 touchdowns ... added two return touchdowns to finish with his career with 91 total touchdowns ... recorded 462 yards on 18 kickoff returns (25.7 avg.) ... finished with 6,272 career all-purpose yards ... 2022 South Carolina Gatorade Player of the Year ... second-team MaxPreps All-American ... rushed 232 times for 2,272 yards (9.8 avg.) in 2022, finishing fourth in the state of South Carolina in rushing yardage ... added 36 receptions for 527 yards and recorded 41 total touchdowns as a senior, including 33 rushing, six receiving and two on returns ... rushed 25 times for 246 yards vs. Dorman with three touchdowns ... capped career with 23 carries for 241 yards and three scores in the state championship ... also had two 100-yard receiving games in 2022 ... scored seven touchdowns against River Bluff as a senior and added six against Lexington ... helped Dutch Fork be named the top high school team in South Carolina by MaxPreps in 2022 ... had six 100-yard games while contributing to a 12-1 season in 2021 ... had a pair of 100-yard rushing games as sophomore in 2020, including a 127-yard game against Chapin and a 137-yard effort against T.L. Hanna ... played for Tom Knotts ... selected to the Shrine Bowl, scoring the game-winning touchdown among his 15 carries for 58 yards for the South Carolina squad ... top player in South Carolina by MaxPreps ... named first-team all-state by The State.

**Personal:** Committed to Clemson on Dec. 13, 2022 ... born Sept. 24, 2005 ... high school teammate of Clemson receiver Antonio Williams and former Clemson receiver Will Taylor ... enrolled at Clemson in summer 2023 ... parks, recreation and tourism management major ... completed a microinternship at National Football League headquarters in spring 2024.

## J. GREEN CAREER STATS

Year	G-S	Snaps	Car	Yds	Avg	TD	LG	Rec	Yds	TD
2023	2-0	10	3	4	1.3	0	2	0	0	0



## STEPHIYLAN GREEN

DT • 6-4 • 280 • **\*FR.** • RS  
ROME, GA.  
ROME HS

TIGERS

Enters 2024 having played 13 defensive snaps over two games

while redshirting.

**2023:** Played 13 defensive snaps over two games while redshirting ... made collegiate debut vs. Charleston Southern ... saw action vs. Florida Atlantic.

**Before Clemson:** Helped Rome to 12-2 record in 2022 when the team reached the Georgia state semi-finals ... part of a squad that finished ranked 16th in the state by MaxPreps ... had strong senior season with 68 tackles, 25 of which were tackles behind the line of scrimmage ... contributed 10 sacks and two interceptions and a 32-yard interception return touchdown in 2022 ... played defensive tackle and defensive end ... all-state honoree as a junior and senior ... named all-region his final three years ... had 43 tackles, including nine tackles for loss and a sack, and two pass breakups as a sophomore in 2020 ... played for John Reid ... rated as a consensus top-225 player nationally in his recruiting class ... listed by On3 as the No. 46 overall player in the nation and fourth-best player in Georgia ... ranked No. 174 overall by 247Sports ... ranked No. 100 overall by Rivals ... ESPN.com ranked him as the nation's No. 228 player ... nation's No. 293 player per PrepStar, which ranked him as a four-star prospect.

**Personal:** Committed to Clemson on June 22, 2022 ... born Feb. 23, 2005 ... enrolled at Clemson in January 2023 ... sports communication major ... first name pronounced "STEPH-eye-linn."

## S. GREEN CAREER STATS

Year	G-S	Snaps	Hit	Asst	Tot	TFL	Sacks	Int	QP	PBU	CF-RF
2023	2-0	13	0	0	0	0-0	0-0	0-0	0	0	0-0



## KYLON GRIFFIN

S • 5-11 • 200 • **\*SO.** • 1VL  
MONTGOMERY, ALA.  
MONTGOMERY CATHOLIC PREPARATORY SCHOOL

TIGERS

Enters 2024 credited with 11 tackles (0.5 for loss) and two interceptions in 160 snaps over 13 career games.

**2023:** Credited with 11 tackles (0.5 for loss) and two interceptions in 156 snaps over 11 games ... recorded three tackles vs. Charleston Southern ... added two tackles (0.5 for loss) vs. Florida Atlantic ... made one tackle at Syracuse ... posted four tackles and his first career interception vs. No. 12 Notre Dame ... recorded an interception for a second straight week vs. Georgia Tech, one of four by Clemson freshmen in the contest ... had a tackle in the Gator Bowl vs. Kentucky.

**2022:** Made two game appearances while redshirting, playing four defensive snaps ... made his collegiate debut vs. Louisiana Tech on special teams ... played four defensive snaps vs. No. 24 North Carolina.

**Before Clemson:** Three-time All-Capital City Conference selection at defensive back ... twice named All-Metro ... earned all-state honors in 2021 ... credited with 161 tackles (20 for loss), three interceptions, 12 pass breakups and eight touchdowns in his prep career ... helped the Knights to a 13-1 record and a berth in the state semifinals for Class 3A ... led a defense that surrendered just 43 points in 14 games in 2021 ... had 44 tackles (five for loss), six pass breakups and five interceptions and scored four touchdowns on defense and special teams as a senior ... ranked among the top 30 players in the state of Alabama by On3 Sports ... coached by Kirk Johnson at Montgomery Catholic Preparatory ... also ran track at Montgomery Catholic ... committed to Clemson on Jan. 25, 2022 ... initially committed to Mississippi State but chose Clemson over USC and Nebraska, among others, down the stretch ... enrolled in the summer of 2022.

**Personal:** Management major ... participated in P.A.W. Journey's service trip to South Africa in spring 2024 ... born Dec. 18, 2003.

## GRIFFIN CAREER STATS

Year	G-S	Snaps	Hit	Asst	Tot	TFL	Sacks	Int	QP	PBU	CF-RF
2022	2-0	4	0	0	0	0-0	0-0	0-0	0	0	0-0
2023	11-0	156	7	4	11	0.5-1	0-0	2-15	0	0	0-0
Totals	13-0	160	7	4	11	0.5-1	0-0	2-15	0	0	0-0



# VETERAN BIOS



**ROBERT GUNN III**

PK • 6-0 • 180 • \*SO. • 1VL  
SEMINOLE, FLA.  
PINELLAS PARK HS

TIGERS

38

Enters 2024 having appeared in 16 career games with a 15-for-16 career mark on PATs and 1-for-4 on field goals ... had touchbacks on 67-of-78 career kickoffs (85.9 percent) through his first two seasons at Clemson from 2022-23 ... earned Freshman All-American status as a kickoff specialist in his redshirt freshman season in 2023.

**2023:** Kicked in all 13 games, going 1-for-4 on field goals and 14-for-15 on PATs and serving as one of the nation's top kickoff specialists ... named as a College Football Network Freshman All-American as a kickoff specialist in his redshirt freshman season ... produced 62 touchbacks on 73 kickoffs, ranking third in the nation in kickoff average (64.6 yards per kick) and sixth in touchback percentage (84.9) ... was 7-7 on PATs and add a 23-yard field goal vs. Charleston Southern, sharing special teams player of the game honors ... converted 6-7 PATs vs. Florida Atlantic ... shared special teams player of the game honors vs. No. 20 North Carolina after going six-for-six on touchbacks in the contest.


**2022:** Played in three contests while redshirting, making his lone PAT attempt and producing touchbacks on all five of his kickoffs ... ACC Honor Roll selection ... made collegiate debut at Georgia Tech, scoring his first point on the game's final PAT ... added a touchback on his lone kickoff vs. Furman ... produced touchbacks on both kickoffs vs. Louisiana Tech.

**Before Clemson:** Placekicker who helped Pinellas Park High School in Largo, Fla. to a 9-2 record in 2021 ... seventh-best kicker in the nation by PrepStar ... all-conference selection at both punter and placekicker in both 2020 and 2021 ... played in USA vs. Japan All-Star game in January 2020, recording field goals of 40 and 50 yards ... played in Semper Fidelis All-Star Game in 2019 ... had 52 touchbacks on 55 kickoffs in his final two years ... was 46-48 on extra points and 7-9 on field goals ... his team did not attempt many field goals, but he made season longs of 57 yards in 2021 and 46 yards in 2020 ... made 3-4 field goals, went 18-18 on extra points and recorded 20 touchbacks on 21 kickoffs as a senior ... in junior season limited by COVID-19 pandemic, made 4-5 field goals and 28-30 extra points to go with 32 touchbacks on 34 kickoffs ... ranked by 247Sports as the nation's third-best kicker ... Kicking World Orlando kickoff competition winner with a 76-yard kickoff that registered a 4.5-second hangtime and was also named the punting champion at that competition ... also won the 2020 competition with an 83-yard kickoff ... coached by Ken Crawford at Pinellas Park High School ... enrolled at Clemson in January 2022.

**Personal:** Management major ... participated in P.A.W. Journey's service trip to South Africa in spring 2024 ... born Nov. 9, 2003.

## GUNN CAREER STATS

Year	G-S	11-29	30-39	40-49	50+	Total	HB	LG	PAT	Pts
2022	3-0	0-0	0-0	0-0	0-0	0-0	0	---	1-1	1
2023	13-3	1-2	0-1	0-1	0-0	1-4	2	23	14-15	17
Totals	16-3	1-2	0-1	0-1	0-0	1-4	2	23	15-16	18



**JACKSON HALL**


OL • 6-3 • 300 • \*SO. • SQ  
CRAYTONVILLE, S.C.  
BELTON-HONEA PATH HS

TIGERS

57

Joined the team as a walk-on in 2023.

**2023:** Contributed on scout team.



**RONAN HANAFIN**

WR • 6-3 • 210 • SO. • 1VL  
BURLINGTON, MASS.  
BUCKINGHAM BROWNE & NICHOLS SCHOOL

TIGERS

15

Enters 2024 having played 41 offensive snaps over 11 games in addition to carving out a role as a key special teams player ... entered Clemson as its first Massachusetts signee since Christian Wilkins.

**2023:** Played 41 offensive snaps over 11 games in addition to his role on special teams ... All-ACC Academic Team selection ... made debut vs. Charleston Southern ... initially intended to redshirt but proved to be too valuable as a key special teams contributor by late September ... shared special teams player of the game vs. Georgia Tech thanks in part to an onside kick recovery ... made two special teams stops vs. No. 20 North Carolina ... made one tackle at South Carolina.

**Before Clemson:** Versatile athlete who contributed in myriad ways at Massachusetts' Buckingham Browne & Nichols School ... started prep career at cornerback as a freshman but played receiver and linebacker/safety most of his career ... also returned punts ... limited by injury to only three games (and just one full game) as a senior ... posted 64 tackles, five pass breakups, two interceptions and a sack as a junior ... contributed 30 receptions for 369 yards and four scores ... played football and lacrosse ... played for Mike Willey ... rated as a four-star recruit in the 247 Composite ... ranked 81st in Sports Illustrated's SI99 for 2023 ... listed as the No. 195 overall player in the nation by 247Sports, which also listed him as the No. 4 player in Massachusetts and the nation's No. 13 athlete ... Rivals ranked Hanafin as the No. 5 player in Massachusetts and 10th-best athlete in the class ... ESPN.com ranked him as the No. 6 player in Massachusetts ... ranked as PrepStar's sixth-best player in Massachusetts.

**Personal:** His father, Dan, was Boston University's starting quarterback in 1997, the last year the school played football ... Dan led Boston University to victory over UMass in 1997, the last victory in BU football history ... brother of Boston College quarterback Shane Hanafin ... became Clemson's first signee from Massachusetts since eventual unanimous All-American Christian Wilkins in 2015 ... born Feb. 4, 2004 ... committed to Clemson on August 14, 2022 ... chose Clemson over Notre Dame, for whom he was recruited by former Clemson receiver Chansi Stuckey ... enrolled at Clemson in summer 2023 ... pre-business major ... name pronounced "ROE-ninn HANN-uh-finn."

## HANAFIN CAREER STATS

Year	G-S	Snaps	Rec	Yds	Avg	TD	LG
2023	11-0	41	0	0	---	0	---



**JAY HAYNES**

RB • 5-11 • 185 • \*FR. • RS  
ROANOKE, ALA.  
HANDLEY HS

TIGERS

26

Enters 2024 having recorded 35 yards and a touchdown on six rushing attempts as well as 20 yards and a touchdown on two receptions in 14 snaps over three games ... also credited with one kickoff return for 18 yards ... aver-

aged more than 10 yards per carry in his final two seasons at Alabama's Handley HS.


**2023:** Played 14 offensive snaps in three games, rushing six times for 35 yards with a touchdown and producing two catches for 20 yards and another touchdown while redshirting ... also recorded one kickoff return for 18 yards ... scored two touchdowns in his collegiate debut vs. Charleston Southern, adding a rushing touchdown among his four carries for 28 yards and a receiving touchdown on a six-yard pass from Paul Tyson ... became the first Clemson player with a rushing touchdown and receiving touchdown in a single game since Chez Mellusi accomplished the feat against Pitt in 2020 ... rushed twice for seven yards and caught a 14-yard pass vs. Florida Atlantic ... recorded an 18-yard kickoff return as an upback to set up Clemson's come-from-behind game-winning touchdown drive vs. Kentucky in the Gator Bowl.

**Before Clemson:** Recorded 251 carries for 2,669 yards and 37 touchdowns in 24 games from 2021-22, averaging an incredible 10.6 yards per carry across those two seasons ... also added 19 catches for 268 yards in that span ... posted 1,888 yards on just 177 carries (10.7 avg.) and scored 27 touchdowns as a senior in 2022 ... had at least 100 yards in each of first five games and at least 100 in four of his last five ... rushed for 476 yards, the second-most in a game in Alabama high school history, on 30 carries against Jacksonville in a matchup of two of Class 4A's top five teams ... scored five touchdowns in that game, all covering at least 52 yards (96, 58, 52, 72, 54) ... that performance trailed only Tony Dixon's 531-yard game in 2003 in state annals ... in the state playoffs, rushed 25 times for 231 yards and four touchdowns against T.R. Miller and then had 217 yards and two scores on 30 carries (including a 96-yard touchdown run) against Montgomery Catholic ... also had 167 yards in his first playoff game that year, giving him 67 carries for 615 yards and 10 touchdowns, an average of 205 yards and three touchdowns, across three playoff games ... helped Handley High to an 11-2 record ... as a junior, rushed 74 times for 781 yards (10.6 avg.) and 10 scores ... totaled 15 carries for 237 yards and three scores vs. Munford ... played for Larry Strain.

**Personal:** Born Jan. 21, 2005 ... signed with the Clemson program on Dec. 21, 2022 ... enrolled at Clemson in summer 2023 ... parks, recreation & tourism management major.

## HAYNES CAREER STATS

Year	G-S	Snaps	Car	Yds	Avg	TD	LG	Rec	Yds	TD
2023	3-0	14	6	35	5.8	1	17	2	20	1



**JACOB HENDRICKS**

S • 5-7 • 180 • \*JR. • SQ  
SIX MILE, S.C.  
D.W. DANIEL HS

TIGERS

37

Joined Clemson as a walk-on in 2021 ... enters 2024 having appeared on special teams in three career games.

**2023:** Made debut vs. Charleston Southern ... played special teams in two other games.

**2022:** Did not appear in game action ... ACC Honor Roll selection.

**2021:** Did not appear in game action.

**Before Clemson:** Played baseball and football at D.W. Daniel High School.

**Personal:** Born Nov. 4, 2004 ... management major ... completed microinternships at Elliott Realty in Myrtle Beach in spring 2023 and Live! in Arlington, Texas in spring 2024.

## HENDRICKS CAREER STATS

Year	G-S	Snaps	Hit	Ast	Tot	TFL	Sacks	Int	QB	PK	CF	RF
2023	3-0	0	0	0	0	0-0	0-0	0-0	0	0	0	0

# VETERAN BIOS



**A.J. HOFFLER**

DE • 6-4 • 250 • SO. • 1VL  
STUART, FLA.  
WOODWARD (GA.) ACADEMY

TIGERS

99

Enters 2024 credited with four tackles and two pass breakups in 74 defensive snaps over seven games in his career.

**2023:** Had four tackles and two pass breakups in 74 defensive snaps over seven games ... recorded one tackle in collegiate debut vs. Charleston Southern ... added a tackle and a pass breakup vs. Florida Atlantic ... broke up a pass at Syracuse ... made one tackle at NC State ... made one tackle vs. Georgia Tech.

**Before Clemson:** Florida native who moved to Georgia at a young age and helped Atlanta's Woodward Academy finish 2022 with 11-2 record and a 7-0 conference mark ... finished career with 90 tackles, 28 tackles for loss and 15 sacks ... had one interception, one fumble recovery and six forced fumbles ... notched 21 tackles in seven games as a senior ... posted 47 tackles, including nine sacks and 15 tackles for loss, in 11 games as a junior ... had 22 tackles, including four sacks and seven tackles for loss as a sophomore ... had three sacks in a pair of games in 2021 ... played for coach John Hunt at Woodward Academy ... ranked as the No. 214 overall player in the nation by 247Sports ... ranked as the 26th-best player in Georgia by ESPN.com ... ranked by Rivals as the 33rd-best player in Georgia and the nation's 35th-best defensive end ... PrepStar ranked him as a four-star prospect and as the nation's No. 282 overall player.

**Personal:** Committed to Clemson on June 21, 2022 ... born Aug. 9, 2004 ... product of Woodward Academy, an athletic department that has placed recent alums in the NFL, MLB and NBA ... his brother, Ozzie, is a defensive end/outside linebacker at Georgia State by way of Kansas State ... enrolled at Clemson in summer 2023 ... economics major ... completed a microinternship with Cisco in spring 2024 ... last name pronounced "HOFF-lerr."

## HOFFLER CAREER STATS

Year	G-S	Snaps	Hit	Asst	Tot	TFL	Sacks	Int	QP	PBU	CF-RF
2023	7-0	74	2	2	4	0-0	0-0	0-0	2	2	0-0



**TRENT HOWARD**

OL • 6-3 • 295 • ^SR. • 3VL  
BIRMINGHAM, ALA.  
BRIARWOOD CHRISTIAN SCHOOL

TIGERS

75

Versatile offensive lineman who grew into a primary contributor in 2023 ... enters 2024 having played 382 offensive snaps over 23 career games (three starts).

**2023:** Played 257 offensive snaps over 10 games (three starts) ... played 24 snaps as Clemson amassed 679 yards of offense and 37 first downs vs. Charleston Southern ... played 20 snaps in Clemson's sack-free win vs. Florida Atlantic ... played 28 snaps in a win at Syracuse ... played nine snaps at both Miami (Fla.) and NC State ... played 72 snaps in his first career start, helping propel to Phil Mahaf to a career-best 186-yard rushing performance vs. No. 12 Notre Dame ... played 39 snaps as Clemson reached 200 passing yards and 200 rushing yards vs. Georgia Tech ... played 26 snaps as Clemson produced 466 yards and no sacks vs. No. 20 North Carolina ... played 25 snaps and helped power Clemson to 219 rushing yards at South Carolina ... played five snaps in the Gator Bowl vs. Kentucky.

**2022:** Played 51 offensive snaps over six games ... played 10 snaps each at Georgia Tech and vs. Furman

... played six snaps vs. Louisiana Tech ... played eight snaps vs. Louisville ... played seven snaps vs. Miami (Fla.) ... played 10 snaps vs. No. 24 North Carolina.

**2021:** Played 53 snaps over three games ... played 26 snaps vs. SC State as Clemson exceeded both 200 rushing yards and 200 passing yards ... played three snaps at No. 23 Pitt ... played 24 snaps vs. UConn.

**2020:** Played 21 snaps over four games ... played three snaps in debut at Wake Forest ... played four snaps in Clemson's win vs. The Citadel ... played 11 snaps at Georgia Tech ... played three snaps vs. Pitt.

**Before Clemson:** Played the 2019 season for Matthew Forester at Briarwood Christian High School in Birmingham ... played his first three years for Fred Yancey, the veteran coach who retired after 2018 season ... three-year starter who helped Briarwood Christian to a 45-10 record over his four years ... earned Alabama 5A Lineman of the Year honors and Super All-State honors as a senior captain in 2019 ... two-time selection for the All-County, All-South Metro, All-Birmingham and All-State teams ... reached quarterfinals of the state tournament his freshman year and reached the finals in 2017 ... played all five positions on the line and also had experience as long snapper ... was a PrepStar All-Regional selection ... selected to the Alabama-Mississippi All Star Classic, for which he served as a captain for Team Alabama and won an Academic Achievement Award for the squad ... 4.0 student who was a National Honor Society and Mu Alpha Theta (Math Honor Society) member ... recruited to Clemson by Robbie Caldwell and Todd Bates.

**Personal:** Born April 28, 2001 ... earned degree in financial management in December 2023 ... completed microinternships with Credit Suisse in New York in spring 2022 and First Rate in London in spring 2023 ... enrolled at Clemson in the summer of 2020 ... his father, Johnny, played with Dabo Swinney at Alabama and was a member of the 1992 Alabama National Championship team ... attended Dabo Swinney Football Camp six years during his youth ... two-time ACC Honor Roll selection (2020-21).

## HOWARD CAREER STATS

Year	G-S	Snaps
2020	4-0	21
2021	3-0	53
2022	6-0	51
2023	10-3	257
Totals	23-3	382



**ZACH JACKSON**

WR • 6-3 • 205 • \*JR. • SQ  
ACWORTH, GA.  
ALLATOONA HS

TIGERS

89

Joined Clemson as a walk-on in 2021 ... enters 2024 having appeared in two career games.

**2023:** Made season debut on special teams vs. Charleston Southern.

**2022:** Played one offensive snap in his collegiate debut vs. Louisiana Tech.

**2021:** Contributed on scout team.

**Before Clemson:** Competed at Allatoona High School ... chose to walk-on at Clemson over scholarship offers from Army, Bryant, Morehead State, Stetson and The Citadel.

**Personal:** Born March 9, 2003 ... graphic communications major ... completed a microinternship with SpringHill Company/Uninterrupted in spring 2024 ... two-time ACC Honor Roll selection (2021-22).

## JACKSON CAREER STATS

Year	G-S	Snaps	Rec	Yds	Avg	TD	LG
2022	1-0	1	0	0	---	0	---
2023	1-0	0	0	0	---	0	---
Totals	2-0	1	0	0	---	0	---



**CHARLIE JOHNSON**

WR • 6-4 • 200 • \*FR. • RS  
COLUMBIA, S.C.  
BEN LIPPEN SCHOOL

TIGERS

85

Joined Clemson as a walk-on in 2023.

**2023:** Made collegiate debut on special teams vs. Charleston Southern.

**Before Clemson:** Competed at Ben Lippen School in Columbia, S.C.

**Personal:** Communication major ... born June 3, 2004 ... son of long-time college football coach Ellis Johnson, who served as Clemson's defensive coordinator from 1994-96.



**NOBLE JOHNSON**

WR • 6-2 • 210 • \*FR. • 1VL  
ROCKWALL, TEXAS  
ROCKWALL HS

TIGERS

3

Enters 2024 having appeared in four games with 13 offensive snaps during his redshirt campaign.

**2023:** Played 13 offensive snaps over four games while redshirting ... made collegiate debut vs. Charleston Southern.

**Before Clemson:** Helped Rockwall to a 10-2 record in 2022 ... finished prep career with 101 receptions for 1,739 yards (17.2 avg.) and 14 touchdowns over 26 games ... added 22 career kickoff returns for 510 yards, a 23.2-yard average ... had 51 catches for 865 yards and six scores and 11 kickoff returns for 203 yards as a senior ... posted 15 catches for 164 yards and three scores against Royce City ... had seven catches for 163 yards and two scores against South Grand Prairie ... had four 100-yard receiving games ... had 49 catches for 875 and eight touchdowns in 2021 ... had career-high 241 receiving yards on 11 catches against Lake Travis ... had eight catches for 199 yards and two scores against Jesuit ... wore #3 for coach Trey Brooks at Rockwell High ... invited to All-America Classic in Orlando ... ranked by Rivals as the nation's No. 244 overall player ... listed No. 280 overall by On3 ... listed as No. 304 player in the nation by PrepStar, which also listed him as a four-star prospect ... ranked as the No. 22 overall player in Texas by The Dallas Morning News.

**Personal:** Committed to Clemson on June 11, 2022 ... born Feb. 11, 2005 ... enrolled at Clemson in January 2023 ... parks, recreation & tourism management major.

## N. JOHNSON CAREER STATS

Year	G-S	Snaps	Rec	Yds	Avg	TD	LG
2023	4-0	13	0	0	---	0	---



**MASON JOHNSTONE**

OL • 6-5 • 255 • \*SO. • SQ  
CLEMSON, S.C.  
CHRIST CHURCH EPISCOPAL SCHOOL

TIGERS

70

Joined Clemson as a walk-on in the summer of 2022 ... enters 2024 having played six career offensive snaps in one game appearance.

**2023:** Played six snaps in collegiate debut vs. Charleston Southern.

**2022:** Contributed on scout team while redshirting ... ACC Honor Roll selection.




# VETERAN BIOS

**Before Clemson:** Lettered at Christ Church Episcopal School ... chose Clemson over an offer from BYU and interest from several Power Five programs.

**Personal:** Born Sept. 7, 2003 ... sports communication major.

## JOHNSTONE CAREER STATS

Year	G-S	Snap
2023	1-0	6



**SAM JUDY**

OL • 6-5 • 315 • \*JR. • SQ  
TAYLORS, S.C.  
EASTSIDE HS

TIGERS

69

Joined Clemson as a walk-on in 2022 ... enters 2024 having played two offensive snaps in one career appearance.

**2023:** Played two snaps in collegiate debut vs. Charleston Southern.


**2022:** Contributed on scout team ... ACC Honor Roll selection.

**Before Clemson:** Competed at Eastside High School in Taylors, S.C.

**Personal:** Marketing major ... participated in P.A.W. Journey's service trip to South Africa in spring 2024 ... born Aug. 14, 2002.

## JUDY CAREER STATS

Year	G-S	Snap
2023	1-0	2



**MISUN KELLEY**

WR/DB • 5-10 • 180 • \*FR. • RS  
CENTRAL, S.C.  
D.W. DANIEL HS

TIGERS

18

Dynamic two-way player who helped D.W. Daniel HS to a 36-game winning streak from 2020-22 ... played nine offensive snaps over two games in 2023.

**2023:** Played nine offensive snaps over two games while redshirting ... returned a kickoff 14 yards in his collegiate debut vs. Florida Atlantic ... made offensive debut at Syracuse.

**Before Clemson:** Helped Daniel to a 12-1 record in 2022 and a berth in the state semifinals ... part of a 36-game winning streak for Daniel across the 2020-22 seasons ... helped Daniel to 3A state titles in 2020 and 2021 ... played multiple positions and scored touchdowns five different ways as a senior ... scored touchdowns via reception (six), rush (three), fumble return (one), interception return (one) and kickoff return (one) among his 12 total touchdowns in 2022 ... finished career with 91 receptions for 1,332 yards and 16 touchdown catches ... had 15 career carries for 250 yards and five touchdowns ... averaged 26.0 yards on kickoff returns and 14.3 yards on punt returns in his career ... had 2,266 career all-purpose yards ... recorded 86 tackles with eight interceptions and four pass breakups in 42 games ... recorded 37 catches for 606 yards (14.6 avg.) and six scores in 2022 ... added 21 tackles, two interceptions and four pass breakups defensively ... as a junior in 2021, registered 54 catches for 726 yards and 10 touchdowns as well as 113 rushing yards and two touchdowns on five carries in 14 games ... recorded 27 tackles and six interceptions in 2020 ... had 14 tackles as a freshman ... played for coach Jeff Fruster ... selected to the South Carolina team in the Shrine Bowl ... ranked by Rivals as the fifth-best player in South Carolina ... ranked as the state's 12th-best player by 247Sports and 14th-best by ESPN.com ... rated No. 10 in South Carolina by PrepStar.

**Personal:** Committed to Clemson on Oct. 29, 2022 ... originally committed to Virginia Tech ... born Feb. 25, 2005 ... enrolled at Clemson in summer 2023 ... parks, recreation & tourism management major ... completed a microinternship with LyonJay in 2024 ... nicknamed "Tink" ... first name pronounced "MY-sun."

## KELLEY CAREER STATS

Year	G-S	Snap	Rec	Yds	Avg	TD	LG
2023	2-0	9	0	0	—	0	—



**CADE KLUBNIK**

QB • 6-2 • 205 • JR. • 2VL  
AUSTIN, TEXAS  
WESTLAKE HS

TIGERS

2

Energetic leader and former Texas Gatorade Player of the Year ... enters 2024 having completed 351-of-554 career passes for 3,541 yards with 21 touchdowns and 12 interceptions in 1,198 career snaps over 23 games (14 starts) ... has also rushed for 321 yards and six touchdowns on 167 career carries and caught one pass for 19 yards.

**2023:** Completed 290-of-454 passes for 19 touchdowns and nine interceptions as well as having rushed 125 times for 182 yards and four touchdowns in 974 snaps over 12 games (all starts) ... his 974 snaps were the fourth-most by a Clemson quarterback in a season and the most since Deshaun Watson's 1,115 in 2016 ... accounted for 579 plays of total offense (combined rushing and passing attempts), the most by a Clemson player since Kelly Bryant in 2017 (590) ... his 290 completions were the fourth-most pass completions in a single season in Clemson history ... All-ACC Academic Team selection ... completed 27-of-43 passes for 207 yards with one touchdown and one interception and added 34 rushing yards on 12 carries at Duke ... completed 28-of-37 passes for 315 yards with a career-high four touchdown passes and one interception vs. Charleston Southern ... with the performance against Charleston Southern, he became the first Clemson quarterback with 25 or more completions in three straight games since Cullen Harper in 2007 ... completed 16-of-27 passes for 169 yards with three passing touchdowns and no interceptions and rushed six times for 35 yards with a rushing touchdown vs. Florida Atlantic, becoming the first Clemson quarterback to be responsible for four touchdowns in consecutive games since Trevor Lawrence in 2020 ... completed 25-of-38 passes for 283 yards with one touchdown and no interceptions and also scored a one-yard rushing touchdown vs. No. 4 Florida State ... completed 23-of-37 passes for 263 yards with two touchdowns and no interceptions at Syracuse, sharing team offensive player of the game honors ... completed 18-of-28 passes for 131 yards and rushed 12 times for 48 yards with a touchdown vs. Wake Forest ... completed 18-of-34 passes for 314 yards with two touchdowns and an interception at Miami (Fla.), the third 300-yard passing performance of his career ... completed 33-of-50 passes for 263 yards at NC State; his 33 completions were a career high and tied for the eighth-most in school history ... completed 13-of-26 passes for 109 yards and a touchdown in leading Clemson to victory vs. No. 12 Notre Dame; also recorded a 37-yard punt on a surprise pooch kick that pinned Notre Dame at its four-yard line ... completed 23-of-34 passes for 205 yards and a career-high tying four touchdown passes vs. Georgia Tech, earning team offensive player of the game honors ... completed 21-of-32 passes for 219 yards with a touchdown and no interceptions and also added 44 yards and a rushing touchdown on 12 carries vs. No. 20 North Carolina ... completed 15-of-27 passes for 100 yards and rushed for a career-high 52 yards on 11 attempts at South Carolina, becoming the 25th Clemson quarter-

back since 1954 to win his starting debut in the series against the Gamecocks ... completed 30-of-41 passes for 264 yards in the Gator Bowl vs. Kentucky, including going 8-for-8 as he led Clemson on a 12-play, 68-yard game-winning drive in 2:17 of elapsed game time in Clemson's comeback victory ... also went an uncredited 2-for-3 on two-point conversions in the contest.

**2022:** Completed 61-of-100 passes for 697 yards with two touchdowns and three interceptions in 224 snaps over 10 games (one start) in his debut season ... also rushed 42 times for 139 yards and two touchdowns on the year ... ACC Championship Game MVP ... All-ACC Academic Team selection ... ACC Honor Roll selection ... made collegiate debut at Georgia Tech, engineering a 10-play, 66-yard drive on which he completed 4-of-6 passes for 49 yards and a three-yard touchdown pass to Will Taylor ... went 1-for-4 vs. Furman ... completed 2-of-5 passes for 19 yards and rushed twice for seven yards vs. Louisiana Tech ... saw action at Boston College, rushing once ... entered in the third quarter vs. No. 14 Syracuse and completed 2-of-4 passes for 19 yards and rushing six times for 15 yards as he became the first backup quarterback to engineer a fourth-quarter comeback win for Clemson since 2018 (Chase Brice vs. Syracuse) ... played two snaps in reserve at Notre Dame ... rushed once for 13 yards vs. Louisville ... completed 2-of-2 passes for 13 yards and rushed twice for 20 yards vs. Miami (Fla.) ... earned ACC Championship Game MVP honors against No. 24 North Carolina after completing 20-of-24 passes for 279 yards and a touchdown, rushing seven times for 30 yards with a rushing touchdown and recording a 19-yard reception ... became only the third freshman to be named ACC Championship Game MVP, joining Florida State's Jameis Winston (2013) and Dalvin Cook (2014) ... was the first player in ACC history to earn the honor after entering an ACC Championship Game in reserve ... his 83.3 completion percentage was an ACC Championship Game record ... completed 30-of-54 passes for 320 yards and rushed 20 times for 51 yards with a touchdown in the Orange Bowl vs. No. 6 Tennessee, becoming the first Clemson quarterback since the modernization of Clemson's quarterback position in 1953 to make his first career start in a postseason game and also becoming the first Clemson quarterback to make his first career start against an AP Top 6 opponent since his offensive coordinator, Brandon Streeter, did so against No. 5 Florida State in 1997 ... recorded Clemson's fifth consecutive 300-yard passing game in games started by true freshmen, dating to 2018.

**Before Clemson:** Ranked as the top quarterback in the nation by Sports Illustrated, PrepStar, and Rivals.com ... ranked as second-best quarterback by 247Sports and third by ESPN.com ... two-time USA Today Offensive Player of the Year (2020 and 2021) ... Gatorade Player of the Year in Texas and was named as one of three finalists for National Gatorade Player of the Year for 2021 ... named MVP of the Elite 11 Camp in the summer of 2021 ... guided Westlake High School in Austin, Texas to three consecutive state championships in 2019, 2020 and 2021, including the final two years as the starter ... became the first quarterback to go undefeated as a starter while winning back-to-back state titles in Texas' highest classification since Allen's Kyler Murray ... threw two touchdown passes in the All-American Bowl and was named as the organization's National High School Player of the Year ... ranked as the No. 3 overall player in the nation by Rivals.com and best player in Texas and best pro-style quarterback nationally ... ranked as the No. 13 player in the nation by 247Sports, which also listed him as the second-best quarterback and third-best player in Texas ... rated No. 24 overall in the nation by PrepStar, which listed him as the sixth-best player in Texas ... ESPN.com ranked him as the nation's No. 66 overall player and third-best quarterback ... rated by On3 Sports as the nation's No. 36 overall prospect, the nation's fourth-best quarter-

# VETERAN BIOS

back and the ninth-best prospect in Texas ... played in 38 career games (including 37 Westlake wins), including a 27-0 mark as a starter his last two years ... completed 481-of-687 (70.0 percent) career passes for 7,426 yards and 86 touchdowns vs. just seven interceptions, adding 197 carries for 1,319 rushing yards (6.7 avg.) and 31 touchdowns ... had 8,745 career yards of total offense on 884 plays (9.9 yards per play) ... accounted for 117 touchdowns — 86 passing and 31 rushing ... came off the bench as a sophomore when he completed 53-of-69 passes (76.8) for 680 yards, eight touchdowns and just one interception ... as a junior, completed 239-of-354 passes (67.5) for 3,495 yards, 35 touchdowns and just three interceptions ... also had 583 yards rushing in 98 attempts for a 5.9-yard average and 15 touchdowns ... had standout games against Smithson Valley, when he completed 25-of-29 passes for 345 yards and four scores, and against San Marcos, when he rushed for four touchdowns ... team had a 14-0 record and won the state title in 2020 against Southlake Carroll and highly rated quarterback Quinn Ewers (now at Texas by way of Ohio State) ... as a senior in 2021, completed 189-265 (71.3) passes for 3,251 yards and 43 touchdowns against just three interceptions as the Chaps finished the year 16-0 ... also rushed 70 times for 465 yards and 12 scores ... missed three games with an injury ... threw six touchdowns passes in a game twice as a senior and had 300-yard passing games against Trinity (322), Mansfield Summit (375) and in the state semifinals against Katy (310) ... hit 20-27 passes for 310 yards and five touchdowns in that semifinal vs. Katy ... threw for four touchdowns in state championship win against Denton Guyer ... coached by Todd Dodge at Westlake High School, the same high school program that produced Super Bowl MVPs Drew Brees and Nick Foles ... committed to Clemson on March 2, 2021 ... enrolled in January 2022.

**Personal:** Marketing major ... two-time All-ACC Academic Team honoree (2022-23) ... completed a micro-internship with First Rate Exchange Services in London in 2024 ... his brother, Reed, played wideout at Yale ... pronounced "CLUB-nick" ... born Oct. 10, 2003.

## KLUBNIK CAREER STATS

Passing												
Year	G-S	Snaps	C-A-I	Yds	TD	LG	Pct	Y/A	Y/C	Y/G	Eff	
2022	10-1	224	61-100-3	697	2	68	61.0	7.0	11.4	69.7	120.1	
2023	13-13	974	290-454-9	2844	19	69	63.9	6.3	9.8	218.8	126.3	
Totals	23-14	1198	351-554-12	3541	21	69	63.3	6.4	10.1	154.0	125.2	

## Rushing & Total Offense

Year	Car	Yds	Y/C	Y/G	TD	LG	PL	Tot	TDR	Y/G
2022	42	139	3.3	13.9	2	16	142	836	4	83.6
2023	125	182	1.5	14.0	4	22	579	3026	23	232.8
Totals	167	321	1.9	14.0	6	22	721	3862	27	167.9



## JAHIEM LAWSON

DE • 6-2 • 240 • \*SO. • 1VL  
CENTRAL, S.C.  
D.W. DANIEL HS

TIGERS

Has two tackles (one for loss) in 39 career snaps over five games.

**2023:** Had two tackles (one for loss) in 37 snaps over four games ... recorded a tackle for loss vs. Charleston Southern ... added a quarterback pressure vs. Florida Atlantic ... made one tackle vs. Georgia Tech.

**2022:** Appeared in one game while redshirting, playing two snaps in his collegiate debut in the 2022 ACC Championship Game vs. No. 24 North Carolina.

**Before Clemson:** 2021 SCFCA all-state selection ... helped Daniel to back-to-back SCHSL Class 3A titles in 2020 and 2021 and posted a 46-3 record in his varsity career ... finished his prep career with 153 tackles (40 for loss), 25 sacks, six forced fumbles, three fumble recoveries, two pass breakups, two blocked kicks and interception and two touchdowns ... credited with 75

tackles (25 for loss), 11 sacks, four forced fumbles, two blocked kicks, two pass breakups, an interception, a fumble recovery and two touchdowns in 2021 ... first-team all-region honoree who was named region co-defensive MVP in 2021 ... played in the North-South All-Star Game and earned Defensive MVP honors for his performance ... Shrine Bowl selection ... Palmetto Champion All-Star Team selection ... coached by Jeff Fruster at Daniel High School ... also played basketball at Daniel ... committed to Clemson on Jan. 28, 2022 ... enrolled in the summer of 2022.

**Personal:** Parks, recreation and tourism management major ... brother of former Tiger and current Buffalo Bills defensive end Shaq Lawson, a 2015 consensus All-American who played 41 career games at Clemson from 2013-15 before being a first-round pick in the 2016 NFL Draft ... born Jan. 22, 2004.

## LAWSON CAREER STATS

Year	G-S	Snaps	Hit	Asst	Tot	TFL	Sacks	Int	QP	PBU	CF-RF
2022	1-0	2	0	0	0	0-0	0-0	0-0	0	0	0-0
2023	4-0	37	2	0	2	1-3	0-0	0-0	2	0	0-0
Totals	5-0	39	2	0	2	1-3	0-0	0-0	2	0	0-0



## TRISTAN LEIGH

OL • 6-6 • 315 • \*JR. • 2VL  
FAIRFAX, VA.  
JAMES W. ROBINSON SECONDARY SCHOOL

TIGERS

Former five-star recruit who assumed a starting role in 2023 ... enters 2024 having played 826 offensive snaps over 20 career games (11 starts).

**2023:** Played 756 offensive snaps over 13 games (11 starts) ... played 61 snaps in first career start at Duke, helping the Tigers exceed both 200 passing yards and 200 rushing yards ... played 37 snaps as Clemson amassed 679 yards of offense and 37 first downs vs. Charleston Southern ... played 32 snaps in reserve in Clemson's sack-free win vs. Florida Atlantic ... played 51 snaps in a 429-yard effort vs. No. 4 Florida State ... played 39 snaps in a win at Syracuse ... played 25 snaps as Clemson rushed for 207 yards vs. Wake Forest ... played 39 snaps in Cade Klubnik's 314-yard passing performance at Miami (Fla.) ... played 80 snaps in his first start at guard at NC State ... returned to left tackle vs. No. 12 Notre Dame, playing 72 snaps and helping propel Phil Mahaf to a career-best 186-yard day on the ground ... played 70 snaps as Clemson reached 200 passing yards and 200 rushing yards vs. Georgia Tech ... played 91 snaps as Clemson had 466 yards and no sacks vs. No. 20 North Carolina ... played 75 snaps and helped power Clemson to 219 rushing yards at South Carolina ... played 84 snaps in Clemson's fourth-quarter comeback win vs. Kentucky in the Gator Bowl.

**2022:** Played 50 snaps from scrimmage in five games ... played 10 snaps at Georgia Tech ... played four snaps vs. Furman ... played 13 snaps vs. Louisiana Tech ... played seven snaps vs. Miami (Fla.) ... played 16 snaps vs. No. 24 North Carolina.

**2021:** Played 20 snaps in two games while redshirting ... played 10 snaps vs. SC State in collegiate debut ... played 10 snaps vs. UConn.

**Before Clemson:** One of the highest rated offensive linemen in the nation ... ranked in the top 25 among all prospects by Rivals.com, ESPN.com and 247Sports ... listed as the No. 15 overall player and a five-star prospect by 247Sports, which also ranked him as the fourth-best offensive tackle in the nation and second-best player from Virginia ... Rivals.com listed him as the 17th-best overall player, the fourth-best offensive tackle and top player from Virginia ... ESPN.com ranked him No. 22 overall as well as the fourth-best offensive tackle and the second-best player from Virginia ... Prep-Star five-star recruit and Top 150 Dream Team selec-

tion who ranked as the nation's No. 34 overall recruit, including ranking as the No. 2 offensive tackle prospect and No. 2 player in Virginia ... played basketball ... selected for All-American Bowl and Polynesian Bowl ... earned Virginia High School Player of the Year from the DC Touchdown Club ... recruited by Brent Venables and Robbie Caldwell ... played for Scott Vossler.

**Personal:** His father, Stan Leigh, played running back at Virginia from 1990-94 ... his mother, Laura Rigney, graduated from Virginia and George Mason/George Washington School of Medicine and serves as a family nurse practitioner ... sociology major ... participated in P.A.W. Journey's service trip to South Africa in spring 2024 ... born April 28, 2003.

## LEIGH CAREER STATS

Year	G-S	Snaps
2021	2-0	20
2022	5-0	50
2023	13-11	756
Totals	20-11	826



## SHELTON LEWIS

CB • 5-11 • 185 • SO. • 1VL  
STOCKBRIDGE, GA.  
STOCKBRIDGE HS

TIGERS

Enters 2024 credited with seven tackles, seven pass breakups and two interceptions, including a 46-yard interception return for touchdown, in 150 snaps over 13 games (two starts) as a freshman in 2023.

**2023:** Credited with seven tackles, seven pass breakups and two interceptions, one of which he returned 46 yards for a touchdown, in 150 snaps over 13 games (two starts) ... one of six Clemson true freshmen to appear in all 13 games ... made collegiate debut at Duke on special teams ... recorded a pass breakup vs. Charleston Southern ... added two tackles and a pass breakup vs. Florida Atlantic ... contributed one tackle vs. No. 4 Florida State ... made a special teams tackle at Syracuse, sharing team special teams player of the week honors ... made his first career start vs. Georgia Tech and earned ACC Rookie of the Week honors after he had four pass breakups and his first career interception, which he returned 46 yards for a touchdown; his four pass breakups represented the first four-breakup day by a Tiger since 2021, and his five total passes defended (four breakups plus one interception) matched the school record of five set by Perry Williams against Virginia Tech in 1985 ... started the Gator Bowl vs. Kentucky, contributing three tackles, a pass breakup and the game-clinching interception.

**Before Clemson:** Three-star defensive back who was two-year starter at Stockbridge ... wore #2 for coach Thomas Clark, helping his team to a 10-3 record as a senior ... had 56 tackles, three interceptions and 12 passes deflected across the 2021-22 seasons ... as a senior, he had 25 tackles, three interceptions and seven total passes defended ... had 11 catches for 233 yards and four touchdowns at receiver ... averaged 21.2 yards per catch ... earned Region 8-4A Athlete of the Year from the Atlanta Journal-Constitution in helping Stockbridge to a 10-3 record and a region title ... credited with 31 tackles, eight passes defended and a forced fumble in 2021 ... ran track as well, earning the state's gold medal in the 400-meter dash as a junior.


**Personal:** Committed to Clemson on Aug. 8, 2022 ... originally committed to Pitt ... committed to Clemson on his 17th birthday ... enrolled at Clemson in January 2023 ... sports communication major ... completed a microinternship with Google in spring 2024.

## LEWIS CAREER STATS

Year	G-S	Snaps	Hit	Asst	Tot	TFL	Sacks	Int	QP	PBU	CF-RF
2023	13-2	150	5	2	7	0-0	0-0	2-51	0	7	0-0



# VETERAN BIOS



## RYAN LINTICUM

C • 6-3 • 305 • \*JR. • 1VL  
DAMASCUS, MD.  
DAMASCUS HS

TIGERS

53

Has played 103 offensive snaps over nine career games.

**2023:** Played 59 offensive snaps over four games ... played 22 snaps as Clemson amassed 679 yards of offense and 37 first downs vs. Charleston Southern ... played 15 snaps in Clemson's sack-free win vs. Florida Atlantic ... played three snaps vs. No. 12 Notre Dame ... played 19 snaps as Clemson reached 200 passing yards and 200 rushing yards vs. Georgia Tech.

**2022:** Played 37 offensive snaps over three games ... made season debut vs. Louisiana Tech, playing 14 snaps ... played seven snaps vs. Miami (Fla.) ... played 16 snaps vs. No. 24 North Carolina.


**2021:** Appeared in two games while redshirting, playing seven total snaps ... played three snaps in college debut vs. SC State ... played four snaps vs. UConn.

**Before Clemson:** Ranked as the No. 120 overall player in the nation by Rivals.com, which listed him as the best center in the nation and the fifth-best player from Maryland ... 247Sports ranked him as the eighth-best center in the nation and 21st-best player from Maryland ... ESPN.com ranked him among its top 300 prospects nationally as well as the fourth-best center in the nation and 14th-best player from Maryland ... PrepStar Top 150 Dream Team selection and four-star recruit who ranked as the nation's No. 2 center and the No. 4 player in Maryland ... invited to play in the Under Armour All-America Game ... did not have a 2020 high school season due to COVID-19 pandemic ... recruited by Robbie Caldwell and Mike Reed ... played football, basketball and lacrosse ... played for Josh Klotz ... became Clemson's second signee from Damascus in a two-year span, joining 2020 signee Bryan Bresee.

**Personal:** Criminal justice major ... enrolled at Clemson in January 2021 ... born Sept. 7, 2002.

### LINTICUM CAREER STATS

Year	G-S	Snaps
2021	2-0	7
2022	3-0	37
2023	4-0	59
Totals	9-0	103



## JEADYN LUKUS

CB • 6-2 • 200 • JR. • 2VL  
MAULDIN, S.C.  
MAULDIN HS

TIGERS

10

Credited with 16 tackles (one for loss), three pass breakups and an ACC Championship Game interception in 276 defensive snaps over 18 games (four starts).

**2023:** Had 10 tackles and three pass breakups in 189 snaps over seven games (four starts) ... made first career start at Duke, adding one tackle ... recorded one tackle vs. Charleston Southern in addition to delivering a big hit to jar the ball loose from a receiver on Wade Woodz's 35-yard interception return for touchdown ... had three tackles and a pass breakup vs. No. 4 Florida State ... contributed two tackles at Syracuse ... notched two tackles and a pass breakup vs. Wake Forest.

**2022:** Had six tackles (one for loss) and an interception in 87 defensive snaps over 11 games ... made collegiate debut at Georgia Tech ... recorded one tackle vs. Furman ... added a tackle vs. Louisiana Tech ... contributed a tackle for loss at Boston College ... made two tackles vs. Miami (Fla.) ... recorded one tackle and his first career interception vs. No. 24 North Carolina.

**Before Clemson:** Five-star player according to PrepStar ... Shrine Bowl selection for South Carolina ... selected to the Under Armour All-America Game in Orlando ... unanimous national top-60 player ... ranked as the No. 37 overall player in the nation by PrepStar, which also called him the sixth-best cornerback and second-best player in South Carolina ... ranked No. 40 overall by Rivals.com, including ranking him as the fifth-best cornerback and second-best player in South Carolina ... ESPN.com ranked him No. 48 overall, eighth-best among cornerbacks and second-best in South Carolina ... ranked No. 38 overall by 247Sports, fifth-best among cornerbacks and No. 1 in South Carolina ... On3 Sports ranked him as the nation's No. 58 overall prospect, the 11th-best cornerback and South Carolina's second-best prospect ... had 97 tackles in his last three years, playing just 23 games due to the pandemic ... had eight tackles for loss and four interceptions to go with 17 passes deflected ... had 74 career solo tackles ... had 29 tackles (25 solo) in 2021 ... had two picks and five passes deflected ... had 10 tackles against Greenville High in 2021 ... posted eight stops, an interception and two passes broken up vs. T.L. Hanna in 2021, one year after posting 11 tackles against T.L. Hanna in 2020 ... had a 61-yard reception vs. Spartanburg as a sophomore ... had best game on defense in 2019 against Gaffney, posting eight tackles ... coached by Sayre Nesmith at Mauldin High School ... enrolled at Clemson in January 2022.

**Personal:** Sports communication major ... named pronounced "JAY-den" ... born Feb. 11, 2004.

### LUKUS CAREER STATS

Year	G-S	Snaps	Hit	Ast	Tot	TFL	Sacks	Int	QB	PBU	CF-RF
2022	11-0	87	4	2	6	1-2	0-0	1-0	0	0	0-0
2023	7-4	189	7	3	10	0-0	0-0	0-0	0	3	0-0
Totals	18-4	276	11	5	16	1-2	0-0	1-0	0	3	0-0



## PHIL MAFAH

RB • 6-1 • 230 • \*SR. • 3VL  
LOGANVILLE, GA.  
GRAYSON HS

TIGERS

7

Punishing running back who enters 2024 having recorded 345

rushing attempts for 1,772 yards and 20 touchdowns as well as 37 receptions for 206 yards in 984 career snaps over 36 games (seven starts) ... is also 1-for-2 passing for 19 yards in his career ... combined with Will Shipley in 2023 to form only the seventh Clemson running back duo to each eclipse 750 rushing yards in a single season since 1948, Clemson's first pair of backs to do so since "Thunder and Lightning" James Davis and C.J. Spiller in 2007 ... recorded one of the most memorable bowl game performances in school history, recording a Clemson-bowl-record four rushing touchdowns in the 2023 Gator Bowl against Kentucky including three fourth-quarter scores in a comeback win.

**2023:** Fourth-team All-ACC pick by Phil Steele ... recorded career highs in rushing attempts (179), rushing yards (965), rushing touchdowns (13), receptions (21) and receiving yards (108) in 506 snaps over 13 games (five starts) ... combined with Will Shipley to form only Clemson's fifth duo (and third running back duo excluding quarterbacks) to each eclipse 800 rushing yards in a single season since 1948, Clemson's first pair of backs to accomplish the feat since "Thunder and Lightning" James Davis and C.J. Spiller in 2007 ... Clemson was one of only six schools alongside Liberty, Louisville, San Jose State, UCLA and Virginia Tech to produce multiple 800-yard rushers, and of that group, Clemson was one of only four to accomplish the feat with multiple running backs rather than one running back and one quarterback ... his 13 rushing touchdowns gave Clemson at least one player with double-digit rushing touchdowns

in a ninth consecutive season ... his five starts all came in Clemson's five-game season-ending winning streak ... All-ACC Academic Team selection ... rushed 11 times for 65 yards, including a 49-yard scamper, and caught two passes for 14 yards at Duke ... notched the first multi-touchdown game of his career while rushing nine times for 59 yards with two scores vs. Charleston Southern ... recorded a touchdown in back-to-back games for the first time in his career upon scoring a touchdown amid his five carries for 42 yards vs. Florida Atlantic ... rushed 10 times for 69 yards, including a 46-yard scamper, vs. No. 4 Florida State ... helped seal a win at Syracuse with a late 32-yard touchdown run among his eight carries for 43 yards ... rushed nine times for 63 yards vs. Wake Forest, including four carries for 33 yards on a game-sealing drive ... gained 14 yards on five carries and added a three-yard reception at Miami (Fla.) ... rushed 16 times for 84 yards with two touchdowns at NC State ... recorded a career-high 186 rushing yards on a school-record-tying 36 carries with a career-high-tying two rushing touchdowns vs. No. 12 Notre Dame, collecting ACC Running Back of the Week honors ... his 36 carries against the Irish tied the school record shared by Jim Shirley (36 against NC State in 1951), Ray Yauger (36 against Wake Forest in 1969) and Raymond Priestner (36 against Maryland in 1997) ... his 186 yards in that game were the most by a Clemson player since Kobe Pace's 191-yard rushing performance against Wake Forest in 2021 ... rushed for 96 yards on 17 carries and caught a 19-yard pass vs. Georgia Tech ... rushed 23 times for 84 yards with a touchdown vs. No. 20 North Carolina ... rushed 19 times for a team-high 89 yards and caught a five-yard pass at South Carolina ... earned Gator Bowl Most Valuable Player honors vs. Kentucky after rushing 11 times for 71 yards with a career-high four rushing touchdowns ... his four rushing touchdowns in the game broke the Clemson bowl record (three by Tracy Johnson vs. Penn State in the 1988 Citrus Bowl) and the Gator Bowl record (three set by many players), as he became the first Clemson player to rush for four touchdowns in a game since C.J. Spiller against Georgia Tech in the 2009 ACC Championship Game ... three of his Gator Bowl touchdowns came in the fourth quarter, making him the first Clemson player to score three touchdowns in any single quarter since DeAndre Hopkins against Duke in 2012.

**2022:** Recorded career highs with 98 carries for 515 yards and four touchdowns and added nine catches for 48 yards in 308 offensive snaps over 14 games (one start) ... All-ACC Academic Team selection ... gained 28 yards on eight carries at Georgia Tech ... rushed five times for 20 yards vs. Furman ... rushed seven times for 30 yards with a touchdown vs. Louisiana Tech ... gained 26 yards on seven carries at No. 21 Wake Forest ... gained 22 yards on five carries vs. No. 10 NC State, including a key 15-yard gain on a third-and-9 in the red zone that extended Clemson's final touchdown drive ... rushed seven times for 36 yards at Boston College ... gained 27 yards on six carries and caught three passes for 13 yards at Florida State ... rushed for a then-career-high 94 yards on 18 carries vs. No. 14 Syracuse ... rushed three times for 11 yards at Notre Dame ... rushed 10 times for a career-high 106 yards with a 39-yard touchdown run vs. Louisville, earning team offensive player of the game after his 10 carries were the fewest by a Clemson 100-yard rusher since the 2020 ACC Championship Game (10 by Travis Etienne) ... rushed six times for 24 yards and caught a 17-yard pass vs. Miami (Fla.) ... gained 42 yards on seven carries vs. South Carolina ... rushed twice for 10 yards and completed a 19-yard pass to Cade Klubnik vs. No. 24 North Carolina ... rushed for 39 yards on seven carries in the Orange Bowl vs. No. 6 Tennessee.

**2021:** Initially planned to redshirt but was called into action following attrition at running back ... recorded 292 yards and three touchdowns on 68 carries and gained 50 yards on seven receptions over 170 offensive

# VETERAN BIOS


snaps in nine games (one start) ... made his collegiate debut vs. Boston College, rushing eight times for 58 yards ... rushed nine times for 30 yards and caught three passes for 27 yards at Syracuse ... recorded 14 rushing yards and his first career rushing touchdown on three carries at No. 23 Pitt ... recorded a career-long 63-yard run — Clemson's longest rush since Travis Etienne's 72-yard touchdown run against Miami in 2020 — among his 69 yards on nine carries vs. Florida State ... gained 21 yards on seven carries at Louisville ... rushed 17 times for 49 yards and a touchdown and caught two passes for 26 yards vs. UConn ... carried twice vs. No. 13 Wake Forest ... added 43 yards and a touchdown on 11 carries at South Carolina ... gained seven yards on two carries vs. Iowa State.

**Before Clemson:** Unanimous top 300 player nationally ... ranked No. 178 by 247Sports, which also listed him as the 11th-best running back in the nation and 16th-best player in Georgia ... ranked No. 148 by Rivals.com, which ranked him as the eighth-best running back in the nation and 12th-best player in Georgia ... ESPN300 member who was listed as a four-star prospect by all services ... PrepStar Top 350 All-American who was ranked by the service as the nation's No. 159 overall recruit, the No. 13 running back and No. 15 player in Georgia ... in three years at Grayson High, rushed for 2,526 yards on 288 carries, an 8.8-yard average, and scored 37 total touchdowns ... had 10 100-yard rushing games in 29 career games ... had 20 career receptions for 224 yards and four scores ... rushed for 1,130 yards on 130 attempts (8.7 per rush) in 2020, scoring 18 touchdowns and notching five 100-yard rushing games ... helped his team to a 14-0 record and 2020 state title ... recruited by Mickey Conn and Tony Elliott ... played for Adam Carter ... attended same high school as several former Tigers, including former NFL running back Wayne Gallman ... went to same high school as Clemson basketball player Ian Schieffelin, as they played on same football team in eighth grade.

**Personal:** Enrolled at Clemson in January 2021 ... born Oct. 24, 2002 ... earned degree in management in May 2024 ... completed a microinternship at NFL headquarters in New York in spring 2022 ... two-time ACC Honor Roll selection (2021-22) ... two-time All-ACC Academic Team honoree (2022-23).

## MAFAH CAREER STATS

Year	G-S	Snaps	Car	Yds	Avg	TD	LG	Rec	Yds	TD
2021	9-1	170	68	292	4.2	3	63	7	50	0
2022	14-1	308	98	515	5.3	4	39	9	48	0
2023	13-5	506	179	965	5.4	13	49	21	108	0
Totals	36-7	984	345	1772	5.1	20	63	37	206	0



## MICHAEL MANKAKA

CB • 6-0 • 185 • \*SO. • SQ  
LAURENS, S.C.  
LAURENS DISTRICT HS

Joined Clemson as a walk-on in the summer of 2022 ... has played two career games ... transitioned from receiver to cornerback in the 2024 offseason.

**2023:** Appeared on special teams in two games ... made collegiate debut vs. Charleston Southern ... contributed on special teams vs. Florida Atlantic.

**2022:** Did not appear in game action while redshirting ... ACC Honor Roll selection.

**Before Clemson:** Finished prep career at Laurens District High School after moving from Mayo High School in Rochester, Minn.

**Personal:** Born Oct. 21, 2003 ... management major.

## MANKAKA CAREER STATS

Year	G-S	Snaps	Rec	Yds	Avg	TD	LG
2023	2-0	0	0	0	---	0	---



## TRISTAN MARTINEZ

WR • 5-9 • 180 • \*FR. • RS  
HONOLULU, HAWAII  
IOLANI SCHOOL

Walked on at Clemson in summer 2023.

**2023:** Made collegiate debut on special teams vs. Charleston Southern.

**Before Clemson:** Played at Iolani High School in Honolulu, Hawaii ... recorded 71 career receptions for 716 yards and six touchdowns ... also totaled 15 punt returns for 340 yards, including a 52-yard return for a touchdown and a long of 56 yards ... first-team all-conference as a senior ... helped team to an 11-0 record and a Division I state title as a junior, earning a second-team all-conference selection ... scored a 22-yard rushing touchdown in the state title game ... all-state honorable mention ... slated to start as a sophomore but the season was canceled amid the COVID-19 pandemic ... lettered as a sprinter in track, competing in the 100m and 200m and the 4x100m relay ... had a 4.12 GPA, earning honor roll selections every year ... History Bowl state champion who competed in the National History Bowl in Washington D.C. as a junior and senior.

**Personal:** Born Dec. 6, 2004 ... majoring in history with aspirations to attend law school ... his mother, Charlene, is a registered nurse, and his father, A.K., coached football for 27 years.

## MARTINEZ CAREER STATS

Year	G-S	Snaps	Rec	Yds	Avg	TD	LG
2023	1-0	0	0	0	---	0	---



## ARMON MASON

DE • 6-2 • 240 • \*JR. • 1VL  
RICHMOND HILL, GA.  
RICHMOND HILL HS

Joined Clemson as a walk-on in 2021 ... has played six games

and having played one defensive snap.

**2023:** Did not play while rehabbing from injury.

**2022:** Had one tackle while appearing in six games ... made season debut in opener at Georgia Tech ... recorded first career tackle vs. No. 24 North Carolina.

**2021:** Contributed on scout team while redshirting.

**Before Clemson:** Completed his prep career at Richmond Hill (Ga.) High School.

**Personal:** Psychology major ... completed a microinternship with Netflix in 2024 ... son of NBA veteran and the late Anthony Mason, whose career included stints with the Nets, Nuggets, Knicks, Hornets, Bucks and Heat; he was the NBA Sixth Man of the Year in 1995 and was a 2001 All-Star ... born Sept. 9, 2003.

## MASON CAREER STATS

Year	G-S	Snaps	Hit	Ast	Tot	TFL	Sacks	Int	QP	PBU	CF-RF
2022	6-0	1	0	1	1	0-0	0-0	0-0	0	0	0-0



## LEVI MATTHEWS

DE • 6-5 • 235 • \*SO. • SQ  
RALEIGH, N.C.  
SANDERSON HS

Joined as a walk-on in 2022 ... has played two career games.

**2023:** Played two games on special teams ... made collegiate debut vs. Charleston Southern ... contributed on special teams vs. Florida Atlantic.


**2022:** Contributed on scout team while redshirting ... ACC Honor Roll selection.

**Before Clemson:** Lettered at Sanderson High School, where he also competed in basketball and track ... CAP 7 all-conference pick while playing both receiver and linebacker in 2021.

**Personal:** Born Oct. 11, 2004 ... management major ... completed a microinternship at National Football League headquarters in spring 2024.

## MATTHEWS CAREER STATS

Year	G-S	Snaps	Hit	Ast	Tot	TFL	Sacks	Int	QP	PBU	CF-RF
2023	2-0	0	0	0	0	0-0	0-0	0-0	0	0	0-0



## BUBBA McATEE

S • 6-3 • 210 • \*\*SR. • 2VL  
CENTRAL, S.C.  
D.W. DANIEL HS

Joined Clemson as a walk-on in 2020 ... enters 2024 having appeared in 17 career games at Clemson and having recorded one tackle and 17 defensive snaps.

**2023:** Appeared in five games and played 17 defensive snaps ... made one tackle vs. Georgia Tech.

**2022:** Contributed on special teams in eight games.

**2021:** Played on special teams vs. South Carolina State and UConn.

**2020:** Made Clemson debut on special teams vs. The Citadel ... also appeared vs. Pitt.

**Before Clemson:** Lettered at D.W. Daniel High School, where he was a first-team all-region pick ... with Clemson teammate Tyler Venables, helped lead the Lions to the third round of the upper state playoffs in 2019, including a second-round double overtime upset of four-time defending state champion South Pointe.

**Personal:** Earned degree in financial management in December 2023 ... completed microinternships at Segars Ranch in Montana in 2022, at First Rate Exchange Services in London in 2023 and at Elliott Realty in Myrtle Beach in 2024 ... two-time ACC Honor Roll selection (2020-21) ... born Aug. 20, 2001.

## McATEE CAREER STATS

Year	G-S	Snaps	Hit	Ast	Tot	TFL	Sacks	Int	QP	PBU	CF-RF
2020	2-0	0	0	0	0	0-0	0-0	0-0	0	0	0-0
2021	2-0	0	0	0	0	0-0	0-0	0-0	0	0	0-0
2022	8-0	0	0	0	0	0-0	0-0	0-0	0	0	0-0
2023	5-0	0	0	1	1	0-0	0-0	0-0	0	0	0-0
Totals	17-0	0	0	1	1	0-0	0-0	0-0	0	0	0-0



## KOBE McCLOUD

LB • 5-10 • 225 • \*SO. • 1VL  
TAMPA, FLA.  
GAITHER HS

Enters 2024 credited with 16 career tackles (3.5 for loss) and a forced fumble in 93 career snaps over 13 games (two starts) ... part of a football family, as his brothers Ray-Ray and Jordan have enjoyed success of their own, with Ray-Ray parlaying his standout Tiger tenure into an NFL career and Jordan recording superlative performances as a quarterback at multiple FBS programs.

**2023:** Credited with 16 tackles (3.5 for loss) and a forced fumble in 90 snaps over 11 games (two starts) ... recorded two tackles (one for loss) vs. Charleston Southern ... posted six tackles (1.5 for loss) and his first career forced fumble vs. Florida Atlantic ... added two tackles at Syracuse ... made one tackle vs. Notre Dame ... posted two tackles (one for loss) vs. Georgia Tech ... recorded three tackles in the Gator Bowl vs. Kentucky.

**2022:** Made two game appearances while redshirting, playing three defensive snaps ... made collegiate



# VETERAN BIOS


debut vs. Louisiana Tech ... also saw action vs. No. 24 North Carolina.

**Before Clemson:** Four-year starter who finished his prep career as the all-time winningest player in Gaither High School history (36-12) ... posted school records in career tackles (234) and interceptions (13) ... two-time all-conference and all-county selection ... credited with 70 tackles and three interceptions as a senior in 2021 while also contributing 158 rushing yards on 25 carries on offense ... selected to the Hillsborough County All-Star Game ... as a junior in 2020, contributed at linebacker and quarterback on an 11-1 Gaither squad ... academic standout who was an honor student and team captain ... coached by Kirk Karsen at Gaither High School ... committed to Clemson on Jan. 26, 2022 ... enrolled in the summer of 2022.

**Personal:** Communication major ... brother of former Clemson wideout Ray-Ray McCloud, a current NFL player who was a PFF All-America punt returner ... Ray-Ray played 40 career games at Clemson from 2015-17 prior to being selected in the 2018 NFL Draft ... brother of quarterback Jordan McCloud, whose career has featured multiple stops, including ones at USF, Arizona, James Madison and Texas State ... born May 7, 2003.

## McCLOUD CAREER STATS

Year	G-S	Snap	Hit	Ass	Tot	TFL	Sacks	Int	QB	PBU	CF-RF
2022	2-0	3	0	0	0	0-0	0-0	0-0	0	0	0-0
2023	11-2	90	12	4	16	3.5-12	0-0	0-0	1	0	1-0
Totals	13-2	93	12	4	16	3.5-12	0-0	0-0	1	0	1-0



## CHANDLER McMASTER

LB • 6-1 • 240 • \*SO. • SQ  
GREENVILLE, S.C.  
CHRIST CHURCH EPISCOPAL SCHOOL

Joined Clemson as a walk-on in 2023 ... enters 2024 having appeared in one career game at Clemson.

**2023:** Made his college debut vs. Charleston Southern.

**Before Clemson:** Lettered at Christ Church Episcopal School, where he was an All-Region selection.

**Personal:** Management major ... born July 4, 2003.

## McMASTER CAREER STATS

Year	G-S	Snap	Hit	Ass	Tot	TFL	Sacks	Int	QB	PBU	CF-RF
2023	1-0	0	0	0	0	0-0	0-0	0-0	0	0	0-0



## KEVIN McNEAL

RB • 5-9 • 200 • \*JR. • SQ  
TUSCALOOSA, ALA.  
TUSCALOOSA ACADEMY

Joined Clemson as a walk-on in 2021 ... enters 2024 having appeared in four career games with one rushing attempt.

**2023:** Appeared in two games with one offensive snap ... rushed once vs. Charleston Southern ... played on special teams vs. Florida Atlantic.

**2022:** Did not appear in game action ... ACC Honor Roll selection.

**2021:** Made debut vs. SC State, playing one offensive snap ... contributed on special teams vs. UConn.

**Before Clemson:** Lettered at Tuscaloosa Academy.

**Personal:** Majoring in education ... completed a microinternship at Segars Ranch in Montana in spring 2022 ... participated in P.A.W. Journey's service trip to South Africa in spring 2024 ... born March 13, 2002.

## McNEAL CAREER STATS

Year	G-S	Snap	Car	Yds	Avg	TD	LG	Rec	Yds	TD
2021	2-0	1	0	0	---	0	---	0	0	0
2023	2-0	1	1	0	0.0	0	0	0	0	0
Totals	4-0	2	1	0	0.0	0	0	0	0	0



## R.J. MICKENS

S • 6-0 • 210 • ^•SR. • 4VL  
SOUTHLAKE, TEXAS  
CARROLL HS

NFL legacy who enters his extra year of eligibility in 2024 having recorded 144 tackles (7.5 for loss), five interceptions, eight pass breakups and a fumble recovery over 1,424 career snaps in 47 games (17 starts).

**2023:** Third on the team with 50 tackles (4.0 for loss) and was credited with four pass breakups and a fumble recovery in 532 snaps over 11 games (nine starts) ... recorded five tackles and a pass breakup at Duke ... recorded one tackle vs. Charleston Southern ... added two tackles vs. Florida Atlantic ... posted team-high seven tackles (0.5 for loss) vs. No. 4 Florida State ... had four tackles and two pass breakups at Syracuse ... registered a team-high nine tackles (one for loss) and the first fumble recovery of his career vs. Wake Forest ... added nine tackles (one for loss) at Miami (Fla.) ... returned from an appendectomy by recording four tackles (0.5 for loss) vs. Georgia Tech ... accrued four tackles and a pass breakup vs. No. 20 North Carolina ... added two tackles at South Carolina ... posted three tackles (one for loss) in the Gator Bowl vs. Kentucky.

**2022:** Third-team All-ACC selection by Pro Football Focus ... credited with 55 tackles (3.0 for loss), a team-high three interceptions and two pass breakups in 519 defensive snaps over 13 games (six starts) ... contributed three tackles and a pass breakup at Georgia Tech ... credited with seven tackles vs. Furman ... posted five tackles and his first interception of the season vs. Louisiana Tech ... contributed four tackles at No. 21 Wake Forest ... credited with five tackles vs. No. 10 NC State ... made four tackles (1.5 for loss) at Florida State ... added one tackle and the game-winning interception vs. No. 14 Syracuse ... made three tackles at Notre Dame ... posted three tackles (one for loss) vs. Louisville ... recorded three tackles and a pass deflection that led to a Jalyn Phillips interception vs. Miami (Fla.) ... recorded four tackles (0.5 for loss) and his career-high third interception of the season vs. South Carolina ... made five tackles vs. No. 24 North Carolina ... had eight tackles in the Orange Bowl vs. No. 6 Tennessee.

**2021:** Credited with 37 tackles (0.5 for loss), two interceptions and two pass breakups over 337 snaps in 13 games (two starts) ... contributed on special teams vs. No. 5 Georgia ... earned a third-team all-conference nod from Phil Steele ... recorded two tackles and his first career interception (which he returned 37 yards) vs. SC State ... registered a career-high 10 tackles at NC State ... added three tackles and his second interception of the season vs. Boston College ... had one tackle and a pass breakup at Syracuse ... contributed eight tackles at No. 23 Pitt ... credited with eight tackles (0.5 for loss) at Louisville ... made three tackles vs. UConn ... added one tackle vs. No. 13 Wake Forest ... made one tackle vs. Iowa State.

**2020:** Credited with two tackles in 36 snaps over 10 games ... made collegiate debut at Wake Forest ... recorded one tackle vs. The Citadel ... thrust into action defensively late in double overtime game at No. 4 Notre Dame ... contributed a tackle at Virginia Tech.

**Before Clemson:** Played for Riley Dodge at Carroll High School in Southlake, Texas ... as a four-year starter, recorded 211 career tackles, eight interceptions and 40 passes defended and added 61 receptions for 1,092 yards and 14 touchdowns offensively ... was also an outstanding punt returner with 29 career returns for 574 yards, a 19.8-yard average ... recorded 19 tackles, a tackle for loss and three passes broken up in limited action and added seven punt returns for 121 yards, a 17.3-yard average in 2019 ... posted 57 tackles in

2018, adding two interceptions, five total pass breakups and a tackle for loss while also contributing 14 punt returns for 294 yards, 21.0 yards per return ... as a sophomore in 2017, posted a career-high 99 tackles, three tackles for loss, two interceptions and 15 passes defended ... averaged 20 yards per punt return on eight returns as a sophomore ... had 13 passes defended, three interceptions and 36 tackles as a freshman ... selected to U.S. Army All-American Bowl ... during early signing period, ranked as No. 33 overall player in the nation, the second-best safety and fourth-best player in Texas by PrepStar ... 247Sports ranked him as the No. 98 overall player, the seventh-best safety and the 15th-best player in the state of Texas ... ESPN.com listed him as the No. 138 overall player, the 12th-best safety and the 22nd-best player in Texas ... listed as the No. 194 overall player in the nation by Rivals.com ... was a preseason second-team MaxPreps All-American for 2019 ... committed to Clemson on April 6, 2019 ... recruited to Clemson by Mickey Conn.

**Personal:** Born July 10, 2001 ... son of Ray Mickens Sr., a former Texas A&M All-America defensive back ... Ray Mickens, Sr. was a third-round pick in the 1996 NFL Draft by the Jets, for whom he played for eight years, and played one year in Cleveland for 146 career NFL games ... enrolled at Clemson in January 2020 ... earned degree in management in December 2023.

## MICKENS CAREER STATS

Year	G-S	Snap	Hit	Ass	Tot	TFL	Sacks	Int	QB	PBU	CF-RF
2020	10-0	36	1	1	2	0-0	0-0	0-0	0	0	0-0
2021	13-2	337	21	16	37	0.5-2	0-0	2-37	3	2	0-0
2022	13-6	519	40	15	55	3-8	0-0	3-0	1	2	0-0
2023	11-9	532	38	12	50	4-7	0-0	0-0	2	4	0-1
Totals	47-17	1424	100	44	144	7.5-17	0-0	5-37	6	8	0-1



## BLAKE MILLER

OL • 6-6 • 310 • JR. • 2VL  
STRONGSVILLE, OHIO  
STRONGSVILLE HS

Hard-nosed 2022 Freshman All-American and 2023 All-ACC selection who enters 2024 having played 1,949 offensive snaps over 27 career games (all starts) ... has started every game for Clemson at right tackle since arriving prior to the start of the 2022 season ... was the first Clemson non-specialist to start every game of the season in both his freshman and sophomore years since Clelin Ferrell from 2016-17 after Ferrell redshirted in 2015 ... became the fourth Tiger offensive lineman under Dabo Swinney to earn All-ACC honors as an underclassman, joining Tyrone Crowder, Jackson Carman and Mitch Hyatt ... one of six players on record in Clemson history (Mitch Hyatt, Jay Guillermo, Dalton Freeman, Deshaun Watson and Tajh Boyd) with multiple 950-snap seasons and joins Hyatt one of only two Clemson offensive tackles on record back to 1986 to record multiple seasons with 950-plus snaps from scrimmage.

**2023:** Third-team All-ACC selection ... became the fourth Clemson offensive lineman under Dabo Swinney to earn All-ACC honors as an underclassman, joining Tyrone Crowder, Jackson Carman and Mitch Hyatt ... added second-team All-ACC honors from Phil Steele ... played 960 offensive snaps over 13 games (all starts) ... played 86 snaps in season debut at Duke, helping the Tigers exceed both 200 passing yards and 200 rushing yards ... played 51 snaps as Clemson amassed 679 yards of offense and 37 first downs vs. Charleston Southern ... played 53 snaps in Clemson's sack-free win vs. Florida Atlantic ... played 82 snaps in a 429-yard effort vs. No. 4 Florida State ... played 70 snaps as Clemson rushed for 207 yards vs. Wake Forest ... played 70 snaps in Cade Klubnik's 314-yard passing performance at Miami (Fla.) ... played 80 snaps at NC State ... played 72 snaps and helped propel to Phil Ma-

# VETERAN BIOS

fah to a career-best 186-yard rushing performance vs. No. 12 Notre Dame ... played 70 snaps as Clemson reached 200 passing yards and 200 rushing yards vs. Georgia Tech ... played 91 snaps as Clemson produced 466 yards and no sacks vs. No. 20 North Carolina ... played 75 snaps and helped power Clemson to 219 rushing yards at South Carolina ... played 84 snaps in Clemson's fourth-quarter comeback win vs. Kentucky in the Gator Bowl.

**2022:** Earned first-team Freshman All-American status from College Football News, FWA, On3 and Pro Football Focus ... College Football Network's ACC Offensive Rookie of the Year ... second-team All-ACC selection by College Football Network ... started all 14 games for Clemson, and his 989 offensive snaps tied teammate Jordan McFadden for the fourth-most by an offensive tackle in a season in program history ... All-ACC Academic Team selection ... ACC Honor Roll selection ... started at right tackle in season opener at Georgia Tech, becoming only the third true freshman to start a season opener at offensive tackle for Clemson since 1944, joining Mitch Hyatt (2015) and Phil Prince (1944) ... played 69 snaps in that 31-point victory against Georgia Tech ... played 59 snaps vs. Furman as DJ Uigalelei set a new career high in passer rating ... played 61 snaps in paving the way for 280 rushing yards and 241 passing yards vs. Louisiana Tech ... played every offensive snap at No. 21 Wake Forest, powering Clemson to 559 yards in a double-overtime victory ... played 68 snaps in a sack-free performance by Clemson's offensive line vs. No. 10 NC State ... played all 64 snaps at Boston College ... played 58 snaps at Florida State, as Clemson did not commit a turnover ... played 83 snaps vs. No. 14 Syracuse as the Tigers rushed for a season-high 293 yards and leaned on the ground game to overcome an 11-point fourth-quarter deficit in the win ... played all 70 offensive snaps at Notre Dame ... played 74 snaps in helping power Clemson to 248 rushing yards vs. Louisville ... played 78 snaps in helping Clemson exceed 200 yards both on the ground and through the air vs. Miami (Fla.) ... played 68 snaps in Clemson's 237-yard rushing performance vs. South Carolina ... played 42 snaps for a unit that held No. 24 North Carolina without a sack during Cade Klubnik's MVP performance in the ACC Championship Game ... played 105 snaps in the Orange Bowl vs. No. 6 Tennessee.


**Before Clemson:** Followed in the lineage of Jackson Carman (now with the NFL's Cincinnati Bengals) and Matt Bockhorst (2020 All-ACC selection) as another highly touted offensive lineman from Ohio to sign with Clemson ... as the starting left tackle, did not allow a sack as a junior or senior in a total of 352 pass attempts ... three-year starter at Strongsville High School ... first-team All-Ohio Division I, first-team All-Region and first-team All-District selection in 2020 and 2021 ... four-time Greater Cleveland Conference All-Academic selection ... four-year starter on the offensive line at left tackle, dating from his fourth game as a freshman through the end of his senior year ... never missed a game ... did not miss a play in 2021 ... started both ways as a senior ... also played nose tackle on defense as a freshman ... national top-250 player ... Rivals.com ranked him No. 122 overall, 13th-best among offensive tackles and seventh-best in Ohio ... rated as the No. 203 player in the nation by PrepStar, which had him as the nation's 22nd-best offensive tackle and seventh-best player in Ohio ... ranked No. 250 overall by ESPN.com, which rated him as the eighth-best player in Ohio ... On3 Sports ranked him as the nation's No. 111 prospect, the ninth-best offensive tackle and the No. 5 prospect in Ohio ... MaxPreps Junior All-American in 2020 ... coached at Strongsville High School by Louis Cirino ... also ran track in 2020 ... holds many records in the school's weight room ... as a youth, won OAC State Championship in wrestling ... committed to Clemson on Oct. 28, 2020, becoming the first member of

Clemson's 2022 class to commit to the Tigers ... enrolled at Clemson in January 2022.

**Personal:** Financial management major ... born Feb. 25, 2004.

## BL. MILLER CAREER STATS

Year	G-S	Snaps
2022	14-14	989
2023	13-13	960
<b>Totals</b>	<b>27-27</b>	<b>1949</b>



## BOSTON MILLER

S • 6-2 • 200 • \*SO. • SQ  
CENTRAL, S.C.  
D.W. DANIEL HS

TIGERS

Joined Clemson as a walk-on in the summer of 2022 ... enters 2024 having appeared in two career games.

**2023:** Made season debut vs. Charleston Southern.  
**2022:** Made Clemson debut vs. Louisiana Tech in his lone appearance of the season while redshirting ... ACC Honor Roll selection.

**Before Clemson:** Lettered at D.W. Daniel High School.

**Personal:** Born July 16, 2003 ... parks, recreation and tourism management major ... completed a micro-internship with Elliott Realty in Myrtle Beach in spring 2024.

## BO. MILLER CAREER STATS

Year	G-S	Snaps	Hit	Ass	Tot	TFL	Sacks	Int	QB	PBU	CF-RF
2022	1-0	0	0	0	0	0-0	0-0	0-0	0	0	0-0
2023	1-0	0	0	0	0	0-0	0-0	0-0	0	0	0-0
<b>Totals</b>	<b>2-0</b>	<b>0</b>	<b>0</b>	<b>0</b>	<b>0</b>	<b>0-0</b>	<b>0-0</b>	<b>0-0</b>	<b>0</b>	<b>0</b>	<b>0-0</b>



## REED MORRISSEY

LB • 6-0 • 220 • \*JR. • SQ  
GREENVILLE, S.C.  
WREN HS

TIGERS

Joined Clemson as a walk-on in 2021 ... enters 2024 having appeared in two career games on special teams.

**2023:** Made collegiate debut vs. Charleston Southern ... contributed on special teams vs. Florida Atlantic.

**2022:** Did not appear in game action.

**2021:** Contributed on scout team.

**Before Clemson:** Played linebacker at Wren High School in Piedmont, S.C.

**Personal:** Born Aug. 21, 2002 ... economics major ... completed microinternships with Cisco in spring 2022 and Lima One Capital in spring 2023 ... participated in P.A.W. Journey's service trip to South Africa in spring 2024 ... two-time ACC Honor Roll selection (2021-22).

## MORRISSEY CAREER STATS

Year	G-S	Snaps	Hit	Ass	Tot	TFL	Sacks	Int	QB	PBU	CF-RF
2023	2-0	0	0	0	0	0-0	0-0	0-0	0	0	0-0



## HOGAN MORTON

PK • 5-9 • 165 • \*JR. • SQ  
BIRMINGHAM, ALA.  
OAK MOUNTAIN HS

TIGERS

Joined Clemson as a walk-on in 2021 ... enters 2024 with a 1-for-1 mark on PATs in one career game appearance.

**2023:** Made his collegiate debut and his lone appearance of the season vs. Charleston Southern, converting his first career PAT attempt.

**2022:** Did not appear in game action but contributed as a scout team kicker and defensive back.


**2021:** Contributed on scout team.

**Before Clemson:** Played football and soccer at Birmingham's Oak Mountain High School ... rated by Chris Sailer Kicking as a four-star kicking prospect.

**Personal:** Born Aug. 6, 2002 ... genetics major ... brother of former Clemson safety Hall Morton ... completed a microinternship at Christ Community Health Services in Memphis in spring 2023 ... participated in P.A.W. Journey's service trip to South Africa in spring 2024 ... two-time ACC Honor Roll selection (2021-22).

## MORTON CAREER STATS

Year	G-S	11-29	30-39	40-49	50+	Total	HB	LG	PAT	Pts
2023	1-0	0-0	0-0	0-0	0-0	0-0	0	---	1-1	1



## PETER NEARN

S • 6-2 • 205 • \*JR. • SQ  
MEMPHIS, TENN.  
EVANGELICAL CHRISTIAN SCHOOL

TIGERS

Joined Clemson as a walk-on in 2021 ... enters 2024 having appeared on special teams in four career games.

**2023:** Played special teams in three games ... made season debut vs. Charleston Southern ... contributed on special teams vs. Florida Atlantic and Georgia Tech.

**2022:** Did not appear in game action.

**2021:** Made collegiate debut on special teams vs. UConn ... ACC Honor Roll selection.

**Before Clemson:** Lettered at Evangelical Christian School in Cordova, Tenn.

**Personal:** Born May 5, 2002 ... management major ... completed microinternships at Segars Ranch in Montana in spring 2022, at Northwestern Mutual in spring 2023 and at Adobe in spring 2024.

## NEARN CAREER STATS

Year	G-S	Snaps	Hit	Ass	Tot	TFL	Sacks	Int	QB	PBU	CF-RF
2021	1-0	0	0	0	0	0-0	0-0	0-0	0	0	0-0
2023	3-0	0	0	0	0	0-0	0-0	0-0	0	0	0-0
<b>Totals</b>	<b>4-0</b>	<b>0</b>	<b>0</b>	<b>0</b>	<b>0</b>	<b>0-0</b>	<b>0-0</b>	<b>0-0</b>	<b>0</b>	<b>0</b>	<b>0-0</b>



## CALEB NIX

S • 6-0 • 200 • \*SO. • 1VL  
PHENIX CITY, ALA.  
CENTRAL HS

TIGERS

Joined Clemson as a walk-on in 2022 ... enters 2024 having appeared in eight career games ... brother of former Oregon quarterback Caleb Nix.

**2023:** Credited with one tackle in 21 defensive snaps over seven games ... All-ACC Academic Team selection ... made season debut vs. Charleston Southern ... made one tackle vs. Florida Atlantic.

**2022:** Made collegiate debut vs. Louisiana Tech in his lone appearance of his redshirt season ... ACC Honor Roll selection.

**Before Clemson:** Incoming safety who played quarterback at Central High School, accounting for 5,415 total yds and 67 TDs during his prep career ... recorded 2,897 passing yards and 38 touchdowns while running for 639 yards and an additional 12 touchdowns as a senior in 2021 ... earned all-state honors and All-Area Player of the Year in helping the Red Devils to a 13-1 record and Class 7A state title game berth as a senior ... earned Opelika-Auburn News Offensive Player of the Year after leading Class 7A in passing yards, total yards, and total touchdowns ... played for his father, Patrick Nix, at Central High School ... played at the same high school program that produced Clemson signees Justyn




# VETERAN BIOS

Ross, Ray Thornton III and E.J. Williams ... spent his first two seasons at Pinson Valley before playing his final two at Central, playing on teams that went a combined 44-10 over his four years ... played baseball at Central and basketball at Pinson Valley.

**Personal:** Management major ... his father, Patrick, played quarterback at Auburn from 1992-95 under former Clemson head coach and then-Auburn offensive coordinator Tommy Bowden ... his brother, Bo, played quarterback at Auburn from 2019-21 and transferred to Oregon for 2022-23 before becoming a first-round pick in the 2024 NFL Draft ... academic standout who graduated in the top 10 in his high school class ... participated in P.A.W. Journey's service trip to South Africa in spring 2024 ... born Feb. 28, 2003.

NIX CAREER STATS												
Year	G-S	Snap	Hit	Asst	Tot	TFL	Sacks	Int	QP	PBU	CF	RF
2022	1-0	0	0	0	0	0-0	0-0	0-0	0	0	0	0-0
2023	7-0	21	1	0	1	0-0	0-0	0-0	0	0	0	0-0
Totals	8-0	21	1	0	1	0-0	0-0	0-0	0	0	0	0-0



## JAKE NORRIS

OL • 6-1 • 290 • \*FR. • RS  
PIEDMONT, S.C.  
WREN HS

79

Joined the team as a walk-on in 2023 ... enters 2024 having played three offensive snaps in one career game.

**2023:** Played three snaps in collegiate debut vs. Charleston Southern.

**Before Clemson:** Lettered at Wren High School.

**Personal:** Majoring in sociology ... completed a microinternship with Segars Realty in Montana in spring 2024 ... born Jan. 31, 2005.

NORRIS CAREER STATS			
Year	G-S	Snap	
2023	1-0	3	



## MYLES OLIVER

CB • 5-11 • 180 • \*SO. • SQ  
VILLA RICA, GA.  
DOUGLAS COUNTY HS

16

Limited by injury in his first two years ... enters 2024 having played nine defensive snaps in two career game appearances.

**2023:** Battled injury for most of the season before playing nine snaps in his season debut vs. Georgia Tech on Nov. 11.

**2022:** Missed the majority of the season with an injury but made his collegiate debut in the Orange Bowl vs. No. 6 Tennessee.

**Before Clemson:** Earned a 6A all-state selection in Georgia following a senior season in 2021 in which he posted 75 tackles with five interceptions ... finished the season with 552 all-purpose yards (including 101 via interception returns) and four total touchdowns ... won the Howard Thompson Trophy, which goes to the top senior in Georgia's Douglas County ... all-region honoree for Region 5-6A according to Georgia High School Football Daily ... former quarterback who transitioned to defensive back prior to his junior season but contributed in all three phases, including a spot start at quarterback against Carrollton ... coached by Johnny White at Douglas County High School ... also ran track at Douglas County, finishing in the top six in the state in both the 4x100 and 4x400 relays ... committed to Clemson on Jan. 16, 2022 ... enrolled in the summer of 2022.

**Personal:** Parks, recreation & tourism management major ... born March 26, 2004.

OLIVER CAREER STATS												
Year	G-S	Snap	Hit	Asst	Tot	TFL	Sacks	Int	QP	PBU	CF	RF
2022	1-0	0	0	0	0	0-0	0-0	0-0	0	0	0	0-0
2023	1-0	9	0	0	0	0-0	0-0	0-0	0	0	0	0-0
Totals	2-0	9	0	0	0	0-0	0-0	0-0	0	0	0	0-0



## PAYTON PAGE

DT • 6-4 • 315 • SR. • 3VL  
GREENSBORO, N.C.  
DUDLEY HS

55

Stout defensive tackle who enters 2024 credited with 33 tackles (4.0 for loss), a pass breakup, two fumble recoveries and a blocked field goal in 527 defensive snaps over 39 career games.

**2023:** Credited with 11 tackles (0.5 for loss) and a fumble recovery in 238 snaps over 13 games ... made season debut at Duke ... added two tackles (0.5 for loss) vs. Florida Atlantic ... contributed one tackle vs. No. 4 Florida State ... recorded his second career fumble recovery at Syracuse ... recorded one tackle vs. Wake Forest ... made one tackle at NC State ... added a tackle vs. No. 12 Notre Dame ... credited with three tackles vs. Georgia Tech ... made one tackle vs. No. 20 North Carolina ... added one tackle at South Carolina.

**2022:** Credited with 14 tackles (3.5 for loss), a pass breakup, a fumble recovery and a blocked field goal while playing 213 defensive snaps over 14 games ... made one tackle at Georgia Tech ... added two stops vs. Furman ... broke up a pass and blocked a field goal vs. Louisiana Tech, Clemson's first blocked field goal since the 2020 season opener ... added a tackle for loss at No. 21 Wake Forest ... contributed three tackles and his first career fumble recovery at Boston College ... posted a tackle for loss at Florida State ... added another tackle for loss vs. No. 14 Syracuse ... made one tackle at Notre Dame ... contributed a tackle vs. Miami (Fla.) ... made one tackle vs. No. 24 North Carolina ... posted two tackles (0.5 for loss) in the Orange Bowl vs. No. 6 Tennessee.

**2021:** Had eight tackles in 76 defensive snaps over 12 games ... made Clemson debut vs. No. 5 Georgia ... added a tackle vs. SC State ... credited with three tackles at No. 23 Pitt ... made one tackle vs. UConn ... made three tackles in only six snaps vs. Iowa State.

**Before Clemson:** National top 40 player according to ESPN.com ... four-star recruit by all services ... ranked No. 30 in the nation by ESPN.com, the third-highest-ranked Clemson player in the class ... Rivals.com ranked him the No. 50 player in the nation ... ESPN.com listed him as the fourth-best defensive tackle in the nation and third-best player in North Carolina ... Rivals.com listed him as the fourth-best defensive tackle and second-best player in North Carolina ... PrepStar five-star recruit and Top 150 Dream Team selection who ranked as the nation's No. 35 recruit, including the No. 4 defensive tackle prospect and No. 2 player in North Carolina ... invited to play in the Under Armour All-America Game ... did not have a 2020 high school season due to the COVID-19 pandemic ... three-year starter ... had 191 career tackles, including 55 tackles for loss ... had at least one tackle for loss in every game his sophomore and junior seasons, a streak of 27 straight games ... had 71 tackles, including 26 tackles for loss, in 2019 ... had 80 tackles as a sophomore in 2018, including 26 tackles for loss and 10 sacks in the 14 games ... model of consistency who had a sack in 10 different games that year ... as a freshman in 2017, posted 40 tackles, including three tackles for loss, in 11 games ... Dudley posted a 30-10 record over his three years on the team ... committed to Clemson

on July 28, 2020 ... recruited by Robbie Caldwell and Todd Bates ... played for Steven Davis at Dudley High School ... graduate of the same high school as College Football Hall of Famer and current Clemson Assistant Athletic Director for Player Relations Jeff Davis ... selected Clemson over Tennessee and North Carolina.

**Personal:** Enrolled at Clemson in January 2021 ... born Sept. 27, 2002 ... parks, recreation and tourism management major.

PAGE CAREER STATS												
Year	G-S	Snap	Hit	Asst	Tot	TFL	Sacks	Int	QP	PBU	CF	RF
2021	12-0	76	4	4	8	0-0	0-0	0-0	0	0	0	0-0
2022	14-0	213	12	2	14	3.5-5	0-0	0-0	7	1	0	1-0
2023	13-0	238	6	5	11	0.5-0	0-0	0-0	8	0	0	0-1
Totals	39-0	527	22	11	33	4-5	0-0	0-0	15	1	0	0-2



## T.J. PARKER

DE • 6-3 • 255 • SO. • 1VL  
PHENIX CITY, ALA.  
CENTRAL HS

3

Enters 2024 credited with 41 tackles (12.5 for loss), 5.5 sacks, two pass breakups and a fumble recovery in 457 snaps over 13 games (three starts) ... his 12.5 tackles for loss in 2023 broke Clemson's true freshman record (12.0 by Myles Murphy in 2020) and tied for the national lead among freshmen ... arrived at Clemson as 247Sports' No. 44 overall prospect in the country.

**2023:** Shaun Alexander Freshman of the Year semifinalist ... Freshman All-America selection by 247Sports, ESPN, the FWAA, The Athletic, College Football News and College Football Network ... PFF All-Freshman Team selection ... Midseason Freshman All-American per The Athletic and 247Sports ... credited with 41 tackles (12.5 for loss), 5.5 sacks, two pass breakups and a fumble recovery in 457 snaps over 13 games (three starts) ... his 12.5 tackles for loss were a school record for a true freshman, breaking the previous mark of 12.0 by Myles Murphy in his debut campaign in 2020 ... tied with Miami's Rueben Bain Jr. for the national lead in tackles for loss by freshmen ... credited by the coaching staff with 10 quarterback pressures, tied for third-most on the team ... one of six Clemson true freshmen to appear in all 13 games (Jamal Anderson, Khalil Barnes, Tyler Brown, Shelton Lewis and Avieon Terrell) ... had a disruptive collegiate debut with two tackles and two quarterback pressures at Duke ... earned defensive player of the game honors after posting a team-high five tackles (3.0 for loss) vs. Charleston Southern and becoming the first Clemson true freshman with 3.0 tackles for loss in a game since Myles Murphy in 2020 ... added three tackles (1.5 for loss) with his first career sack vs. Florida Atlantic ... recorded three tackles (one for loss) vs. No. 4 Florida State ... posted five tackles (two for loss) and 2.0 sacks at Syracuse, earning ACC Defensive Lineman of the Week and becoming the first Clemson true freshman with at least 2.0 sacks in a game since Myles Murphy's 2.0 sacks in the 2020 season opener at Wake Forest ... added five tackles (one for loss) with a sack vs. Wake Forest ... credited with two tackles and a pass breakup at Miami (Fla.) ... posted two tackles and a pass breakup at NC State ... contributed four tackles vs. No. 12 Notre Dame ... made one tackle vs. Georgia Tech ... collected two tackles (one for loss), a sack and his first career fumble recovery vs. No. 20 North Carolina ... added four tackles (1.5 for loss) at South Carolina ... split a sack among his three tackles (1.5 for loss) in the Gator Bowl vs. Kentucky, breaking Clemson's record for tackles for loss in a true freshman season in the process ... recovered a fumble against the Wildcats, the first of Clemson's four fourth-quarter takeaways in the win.

**Before Clemson:** Ranked as a national top-50 overall player in the 2023 recruiting class ... helped Central to


# VETERAN BIOS

a 10-3 mark in 2022 and 13-1 record in 2021 ... had 63 tackles, 12 sacks and 16.5 tackles for loss as a senior... had an 86-yard reception for a touchdown ... had 13 tackles, including 3.5 tackles for loss, against Opelika ... had 13 tackles with two sacks in his final game against Auburn High ... had 75 tackles, 23 tackles for loss and 9.5 sacks as a junior ... had at least one tackle for loss in 11 of the 14 games ... returned two fumbles for scores ... helped team rank third in Alabama according to MaxPreps ... posted five sacks in season opener against Hewitt-Trussville ... selected to the Alabama vs. Mississippi All-Star game ... selected to the All-American Bowl in San Antonio, Texas ... ranked by 247Sports as the nation's No. 44 overall player ... ranked No. 110 overall and as a four-star prospect by PrepStar ... rated No. 133 overall in the nation by ESPN.com ... ranked No. 148 in the nation by On3 ... Rivals rated him as the nation's No. 175 overall player.

**Personal:** Committed to Clemson on Nov. 21, 2022 ... originally committed to Penn State ... born Sept. 19, 2004 ... joined Justyn Ross (2018), Ray Thornton III (2019) and E.J. Williams (2020) one of four Clemson signees from Central High School in Phenix City in a six-class span from 2018-23 ... reunited with high school teammate Caleb Nix, a safety who walked on at Clemson in 2022 ... enrolled at Clemson in January 2023 ... sports communication major ... completed an internship with the Beverly Hills (Calif.) Chamber of Commerce in spring 2024 ... full first name Tomarrion is pronounced "tuh-MARR-ee-ahn."

## PARKER CAREER STATS

Year	G-S	Snaps	Hit	Ass	Tot	TFL	Sacks	Int	QP	PBU	CF-RF
2023	13-3	457	27	14	41	12.5-58	5.5-39	0-0	10	2	0-1



## WALKER PARKS

OL • 6-5 • 310 • ^SR • 4VL  
LEXINGTON, KY.  
FREDERICK DOUGLASS HS

TIGERS

ESPN Freshman All-American as a reserve in 2020 who earned the

starting right tackle role entering his sophomore year in 2021 and transitioned to guard during fall camp in 2022 ... enters 2024 having played 2,107 career snaps over 39 games (28 starts) ... two-time All-ACC Academic Team selection.

**2023:** Limited by injury to 123 offensive snaps over two games (both starts) ... played 73 snaps in season debut at Duke, helping the Tigers exceed both 200 passing yards and 200 rushing yards ... played 50 snaps as Clemson amassed 679 yards of offense and 37 first downs vs. Charleston Southern ... suffered a season-ending injury in that contest.

**2022:** Fourth-team All-ACC selection by Phil Steele ... started all 13 games in which he appeared, playing 916 offensive snaps, the fifth-most in a season by any Clemson guard all-time ... All-ACC Academic Team selection ... played 69 snaps in a 31-point victory at Georgia Tech ... played 55 snaps vs. Furman as DJ Uiagalelei set a new career high in passer rating ... played 58 snaps in paving the way for 280 rushing yards and 241 passing yards vs. Louisiana Tech ... played every offensive snap at No. 21 Wake Forest, powering Clemson to 559 yards in a double-overtime victory ... played 63 snaps in a sack-free performance by Clemson's offensive line vs. No. 10 NC State ... played all 64 snaps at Boston College ... played 68 snaps at Florida State as Clemson did not commit a turnover for the third time in four games ... played 86 snaps vs. No. 14 Syracuse as the Tigers rushed for a season-high 293 yards and leaned on the ground game to overcome an 11-point fourth-quarter deficit in the win ... played all 70 offensive snaps at Notre Dame ... played 78 snaps in helping Clemson exceed 200 yards

both on the ground and through the air vs. Miami (Fla.) ... played 68 snaps in Clemson's 237-yard rushing performance vs. South Carolina ... played 42 snaps for a unit that held No. 24 North Carolina without a sack in the ACC Championship Game ... played 105 snaps in the Orange Bowl vs. No. 6 Tennessee.

**2021:** Was one of only four offensive or defensive players to start all 13 games for Clemson, as he played 869 snaps while starting all 13 contests at right tackle ... All-ACC Academic Team selection ... played 67 snaps vs. No. 5 Georgia in first career start ... played 51 snaps vs. SC State as Clemson exceeded both 200 rushing yards and 200 passing yards ... played 70 plays vs. Georgia Tech ... played 66 snaps in helping power Clemson to 231 rushing yards and 207 passing yards vs. Boston College ... played 76 snaps and helped pave the way for Will Shipley's 128 rushing yards in a comeback win vs. Florida State ... played all 70 snaps at Louisville as Clemson recorded a fourth-quarter comeback win in back-to-back weeks for the first time since 1974 ... played 77 of Clemson's 100 plays and earned offensive player of the game honors vs. UConn ... played 69 snaps vs. No. 13 Wake Forest as Clemson's offensive line shared team offensive players of the game honors ... played 64 snaps at South Carolina ... played 74 snaps vs. Iowa State.

**2020:** Carved out a key reserve role as a true freshman, garnering Freshman All-America honors from ESPN.com after playing 199 snaps over 11 games and helping Clemson lead the ACC as the only team to allow fewer than two sacks per game ... played 26 snaps in debut at Wake Forest ... played 24 snaps in the shutout win vs. The Citadel ... played three snaps vs. Virginia ... played eight snaps vs. No. 7 Miami ... played 48 snaps at Georgia Tech ... played nine snaps vs. Syracuse ... played 35 snaps vs. Pitt, helping protect Trevor Lawrence in his 403-yard passing performance ... played 14 snaps and produced a memorable de-cleating block in ACC Championship Game vs. No. 2 Notre Dame ... played 10 snaps in Sugar Bowl vs. No. 3 Ohio State.

**Before Clemson:** Played for Brian Landis at Frederick Douglass High in Lexington, Ky., where the two-year captain did not allow a sack in 15 games as a senior ... first-team all-state and earned 5A district player of the year ... had 32 tackles, including 11.5 tackles for loss with 6.5 sacks ... unanimous top-100 player nationally ... 63rd-best overall player, eighth-best offensive tackle and best player in Kentucky by PrepStar ... No. 71 overall player by 247Sports, seventh-best at his position and second-best in the state of Kentucky ... ranked as No. 89 overall player in the nation by ESPN.com, the 13th-best offensive tackle and second-best player in Kentucky ... recruited to Clemson by Robbie Caldwell.

**Personal:** Born Oct. 19, 2001 ... earned degree in criminal justice in December 2023 ... completed a microinternship at Segars Ranch in Montana in spring 2022 ... was Clemson's first signee from Kentucky since Justin Miller in 2002 ... three-time ACC Honor Roll selection (2020-22).

## PARKS CAREER STATS

Year	G-S	Snaps
2020	11-0	199
2021	13-13	869
2022	13-13	916
2023	2-2	123
Totals	39-28	2107



## OLSEN PATT-HENRY

TE • 6-3 • 240 • SO • 1VL  
NAPLES, FLA.  
FIRST BAPTIST ACADEMY

TIGERS

Enters 2024 with three career receptions for 42 yards in 41 offensive snaps over six games in his debut season.

**2023:** Caught three passes for 42 yards in 41 offensive snaps over six games ... caught a 12-yard pass in his collegiate debut vs. Charleston Southern ... caught a five-yard pass at South Carolina ... contributed a season-long 25-yard catch in the Gator Bowl vs. Kentucky.

**Before Clemson:** Posted exactly 61 receptions for more than 1,000 yards in each of his last two years ... caught 61 passes for 1,159 yards as a senior and 61 passes for 1,053 yards as a junior ... scored 13 touchdowns as a senior and 17 as a junior ... in four years on the varsity squad, totaled 160 career receptions for 3,068 yards with 40 touchdowns ... averaged 19.2 yards per catch for his 38-game career ... had five 100-yard games in each of his last two years ... had seven catches for 196 yards and three touchdowns against Frostproof ... helped First Baptist to the FH-SAA 1A state title ... had a career-high 209 yards and four touchdowns against Community School of Naples in 2021 ... wore #11 at First Baptist Academy where he played for Billy Sparacio ... invited to All-American Bowl in San Antonio, Texas ... ranked by ESPN.com as the 11th-best TE/H-Back in the nation ... ranked by 247Sports as the No. 14 TE/H-Back in the nation ... ranked by PrepStar as the nation's 20th-best tight end.

**Personal:** Committed to Clemson on June 7, 2022 ... born May 24, 2005 ... enrolled at Clemson in summer 2023 ... communication major.

## PATT-HENRY CAREER STATS

Year	G-S	Snaps	Rec	Yds	Avg	TD	LG
2023	6-0	41	3	42	14.0	0	25



## ZAIRE PATTERSON

DE • 6-5 • 260 • \*JR • SQ  
WINSTON-SALEM, N.C.  
WINSTON-SALEM PREPARATORY ACADEMY

TIGERS

Enters 2024 credited with two tackles and a fumble recovery in 15 career defensive snaps over three games.

**2023:** Credited with two tackles and a fumble recovery in 14 defensive snaps over two games ... recorded one tackle vs. Charleston Southern ... added one tackle and his first career fumble recovery vs. Florida Atlantic.

**2022:** Did not appear in game action.

**2021:** Made debut vs. UConn while redshirting.

**Before Clemson:** National top 100 player according to 247Sports, which listed him as the nation's No. 97 overall player, the sixth-best defensive end and the sixth-best player from North Carolina ... PrepStar Top 350 All-American who ranked as the nation's No. 12 weakside defensive end and No. 7 player in North Carolina ... invited to play in the Under Armour All-America Game ... did not have a fall 2020 season due to the COVID-19 pandemic ... had 181 career tackles, 43 tackles for loss, including 25 sacks, three interceptions and 10 caused fumbles in 21 games over two seasons ... in 2019, had 129 tackles, including 27 tackles for loss and nine sacks ... had three interceptions for 78 return yards ... had nine caused fumbles ... had his best game against Bishop McGuinness when he recorded a career-high 20 tackles, six tackles for loss, four sacks and three caused fumbles ... had 52 tackles, including 16 sacks, and three blocked punts in nine games as a sophomore in 2018 ... played three years of basketball ... recruited by Lemanski Hall and Mike Reed ... played for De'Ron Middleton at Winston-Salem Prep.

**Personal:** Born Oct. 22, 2002 ... majoring in sports communication ... participated in P.A.W. Journey's service trip to South Africa in spring 2024.

## PATTERSON CAREER STATS

Year	G-S	Snaps	Hit	Ass	Tot	TFL	Sacks	Int	QP	PBU	CF-RF
2021	1-0	1	0	0	0	0-0	0-0	0-0	0	0	0-0
2023	2-0	14	0	2	2	0-0	0-0	0-0	0	0	0-1
Totals	3-0	15	0	2	2	0-0	0-0	0-0	0	0	0-1



# VETERAN BIOS



## TRENT PEARMAN

QB • 6-0 • 190 • \*SO. • SQ  
CLEMSON, S.C.  
D.W. DANIEL HS

TIGERS

14 Joined Clemson as a walk-on in 2022.

**2023:** Made debut vs. Florida Atlantic (two snaps).

**2022:** Served on scout team while redshirting ... ACC Honor Roll selection.


**Before Clemson:** Two-time Gatorade Player of the Year in South Carolina ... had a 24-0 career record as starting quarterback, completing 455-599 career passes for 6,555 yards and 80 touchdowns with an additional 476 yards and nine touchdowns on the ground ... guided Daniel High School to back-to-back state titles, leading Daniel in 2020 to its first state title in 22 years and then leading the Lions to another state title in 2021 ... led the state in passing yards (3,769), passing touchdowns (45) and completions (291) in posting a 14-0 record as a senior ... all-region and all-state selection and finalist for Mr. Football in South Carolina ... Shrine Bowl selection and Offensive MVP of the 2021 South Carolina North-South All-State Game ... 2020 South Carolina Offensive Player of the Year by USA Today ... played for Jeff Fruster ... played basketball.

**Personal:** Marketing major ... son of Clemson Director of Football Scouting Danny Pearman ... completed a microinternship with Elliott Realty in Myrtle Beach in spring 2024 ... born Feb. 8, 2004.

### PEARMAN CAREER STATS

Year	G-S	Snaps	C-A-I	Yds	TD	LG	Pct	Y/A	Y/C	Y/G	Eff
2023	1-0	2	0-0-0	0	0	---	---	---	---	0.0	---

Year	Car	Yds	Y/C	Rushing & Total Offense	Y/G	TD	LG	PL	Tot	TDR	Y/G
2023	0	0	---	0.0	0	---	---	0	0	0	0.0



## CHAPMAN PENDERGRASS

OL • 6-3 • 290 • \*SO. • 1VL  
ANDERSON, S.C.  
T.L. HANNA HS

TIGERS

65 Joined Clemson as a walk-on in 2022 ... enters 2024 having

played nine career games including 12 offensive snaps.

**2023:** Played 12 offensive snaps plus action on special teams over nine games ... played eight snaps in debut vs. Charleston Southern ... settled into key roles in protection on special teams midseason ... shared special teams player of the game honors for his role on the punt shield vs. No. 20 North Carolina.

**2022:** Redshirted ... ACC Honor Roll selection.

**Before Clemson:** Lettered at T.L. Hanna High School.

**Personal:** Born Aug. 1, 2003 ... construction science and management major ... completed a microinternship with Segars Realty in Montana in spring 2024.

### PENDERGRASS CAREER STATS

Year	G-S	Snaps
2023	9-0	12



## DIETRICK PENNINGTON

OL • 6-5 • 340 • \*JR. • 1VL  
MEMPHIS, TENN.  
EVANGELICAL CHRISTIAN SCHOOL

TIGERS

59 Enters 2024 having played 54

offensive snaps over 12 career

**2023:** Enters bowl season having played 22 offensive snaps over eight games ... played 11 snaps in season debut vs. Charleston Southern ... played five snaps in Clemson's sack-free win vs. Florida Atlantic ... played six snaps vs. Georgia Tech.

**2022:** Played 28 offensive snaps over three games ... ACC Honor Roll selection ... played six snaps vs. Miami (Fla.) ... played 10 snaps vs. No. 24 North Carolina.


**2021:** Played four snaps vs. SC State in collegiate debut before suffering a season-ending knee injury ... played 12 snaps vs. Louisiana Tech.

**Before Clemson:** Ranked among the top-215 players in the nation by 247Sports and ESPN.com ... No. 135 in the nation by 247Sports, the eighth-best offensive lineman and fourth-best player in Tennessee ... ESPN.com ranked him as a top-300 player, the ninth-best at his position and sixth-best player in Tennessee ... Mr. Football for D2-AA in Tennessee in 2020 after being the runner-up in 2019 ... all-state honoree in 2019 ... two-way starter on 2019 D2-AA state title team ... all-state D2-AA selection in 2018 ... graded at 93 percent or better for every game as a junior and senior ... also played basketball and threw shot put and discus ... recruited by Lemanski Hall and Robbie Caldwell ... played for Trey Adams at Evangelical Christian School.

**Personal:** Born Nov. 16, 2002 ... communication major ... participated in P.A.W. Journey's service trip to South Africa in spring 2024.

### PENNINGTON CAREER STATS

Year	G-S	Snaps
2021	1-0	4
2022	3-0	28
2023	8-0	22
Totals	12-0	54



## PEYTON PITTS

DT • 6-6 • 310 • \*SO. • SQ  
CLINTON, S.C.  
CLINTON HS

TIGERS

95 Joined Clemson as a walk-on in

2022 ... has played three offensive snaps in one career game appearance ... moved to the defensive line in the spring of 2024.

**2023:** Played three snaps along the offensive line in his collegiate debut vs. Charleston Southern.

**2022:** Did not appear in game action ... ACC Honor Roll selection.

**Before Clemson:** Lettered at Clinton High School.

**Personal:** Born Dec. 20, 2003 ... parks, recreation and tourism management major.

### PITTS CAREER STATS

Year	G-S	Snaps
2023	1-0	3



## BANKS POPE

TE • 6-4 • 240 • \*JR. • 1VL  
COLUMBIA, S.C.  
A.C. FLORA HS

TIGERS

44 Joined Clemson as a walk-on in

2021 ... enters 2024 with one catch for nine yards in 53 career offensive snaps over seven games (one start).

**2023:** Played 53 offensive snaps over seven games (one start) ... had one reception for nine yards ... All-ACC Academic Team selection ... recorded a nine-yard catch in his debut vs. Charleston Southern ... made his first career start vs. No. 20 North Carolina.

**2022:** Did not appear in game action.

**2021:** Missed the year while rehabbing from injury.

**Before Clemson:** Finished prep career at A.C. Flora in Columbia, S.C. as a tight end after playing defensive end and right tackle in his first two high school seasons.

**Personal:** Born Jan. 27, 2003 ... construction science and management major ... initially committed to Appalachian State before electing to walk-on at Clemson ... participated in P.A.W. Journey's service trip to South Africa in spring 2024 ... two-time ACC Honor Roll selection (2021-22).

### POPE CAREER STATS

Year	G-S	Snaps	Rec	Yds	Avg	TD	LG
2023	7-1	53	1	9	9.0	0	9



## ADAM RANDALL

WR • 6-2 • 225 • JR. • 2VL  
MYRTLE BEACH, S.C.  
MYRTLE BEACH HS

TIGERS

8 Talented wideout who has 32 career catches for 378 yards in 756

offensive snaps over 25 games (six starts).

**2023:** Recorded 22 receptions for 250 yards in 466 snaps over 13 games (five starts) ... posted an eight-yard reception at Duke ... caught two passes for seven yards vs. Charleston Southern ... recorded two receptions for a then-career-high 51 yards vs. Florida Atlantic ... posted a career-long 34-yard reception at Miami (Fla.) ... gained 23 yards on three receptions at NC State ... caught two passes vs. No. 12 Notre Dame ... had a career-high and team-high 53 yards on two receptions vs. No. 20 North Carolina ... caught a five-yard pass at South Carolina ... gained 46 yards on a career-high five receptions in the Gator Bowl vs. Kentucky.

**2022:** Caught 10 passes for 128 yards in 290 offensive snaps over 12 games (one start) ... ACC Honor Roll selection ... despite tearing his ACL in spring practice, made his debut in Clemson's third game of the season, catching an 11-yard pass vs. Louisiana Tech ... caught two passes for 27 yards at Notre Dame ... had 44 yards on three catches vs. No. 6 Tennessee.

**Before Clemson:** One of five finalists for Mr. Football in South Carolina ... first-team all-state pick by the South Carolina Coaches Association ... On3 Sports ranked him as the nation's No. 81 overall prospect, the 11th-best wide receiver and the third-best prospect in South Carolina ... ranked No. 102 in the nation by 247Sports, which rated him as the 17th-best wide receiver and fourth-best player in South Carolina ... ranked No. 114 overall by ESPN.com, including rating him as the 15th-best wide receiver and fifth-best player in South Carolina ... rated No. 172 by Rivals.com, 26th among receivers and fourth-best in South Carolina ... selected to the Under Armour All-America Game ... played in North-South All-Star Game ... Shrine Bowl selection ... had a strong senior year with 1,267 receiving yards on 65 catches with 16 touchdowns ... had 1,592 yards from scrimmage and 23 touchdowns ... had best game on senior night with 10 catches for 255 yards and five touchdowns vs. North Myrtle Beach ... had an outstanding junior year, posting 46 receptions for 1,011 yards and nine touchdowns ... helped Myrtle Beach High to 2018 state title ... ran a 10.94 in the 100m at a track meet in 2020 ... coached by Mickey Wilson.

**Personal:** Management major ... participated in P.A.W. Journey's service trip to South Africa in 2024 ... born July 14, 2004, the same day as fellow wideout Antonio Williams ... enrolled in January 2022.

### AD. RANDALL CAREER STATS

Year	G-S	Snaps	Rec	Yds	Avg	TD	LG
2022	12-1	290	10	128	12.8	0	18
2023	13-5	466	22	250	11.4	0	34
Totals	25-6	756	32	378	11.8	0	34

# VETERAN BIOS



## AUSTIN RANDALL

CB • 6-1 • 190 • ^+\*SR. • SQ  
MYRTLE BEACH, S.C.  
MYRTLE BEACH HS

TIGERS

35

Coastal Carolina transfer who walked on at Clemson in 2023 ... has played 16 career games, including 14 at Coastal Carolina from 2020-22 and two at Clemson in 2023.

**2023:** Played two games on special teams ... made Clemson debut vs. Charleston Southern.


**Before Clemson:** Played 14 games at Coastal Carolina from 2020-22 with 10 tackles ... walked on at Coastal Carolina in January 2020 and did not appear in game action that season ... made his debut against ULM in his lone game appearance in 2021 ... played all 13 games in 2022, accounting for 10 tackles (nine solo), including multiple tackles against Buffalo and James Madison ... first-team all-region pick on defense as a senior at Myrtle Beach High School, leading the Seahawks to a 12-1 record and a state championship that season while collecting 39 tackles, 10 pass break-ups and four interceptions ... played basketball.

**Personal:** Brother of Tiger wideout Adam Randall ... pursuing graduate degree in athletic leadership ... earned degree in communications from Coastal Carolina in 2023 ... participated in P.A.W. Journey's service trip to South Africa in 2024 ... born April 1, 2001.

### AU. RANDALL CAREER STATS

Year	G-S	Snap	Hit	Ass	Tot	TFL	Sacks	Int	QB	PBU	CF-RF
2021*	1-0	NA	0	0	0	0-0	0-0	0-0	NA	0	NA-NA
2022*	13-0	NA	9	1	10	0-0	0-0	0-0	NA	0	NA-NA
2023	2-0	0	0	0	0	0-0	0-0	0-0	0	0	0-0
<b>Totals</b>	<b>16-0</b>	<b>NA</b>	<b>9</b>	<b>1</b>	<b>10</b>	<b>0-0</b>	<b>0-0</b>	<b>0-0</b>	<b>NA</b>	<b>0</b>	<b>NA-NA</b>

\* - Coastal Carolina



## IAN REED

OL • 6-6 • 325 • \*FR. • RS  
AUSTIN, TEXAS  
VANDEGRIFT HS

TIGERS

54

Son of a former U.S. national rugby player ... has played 11 offensive snaps in one game during his redshirt campaign.


**2023:** Made one game appearance while redshirting ... played 11 snaps in debut vs. Charleston Southern.

**Before Clemson:** Wore #72 for Coach Drew Sanders as a top offensive lineman at Vandegrift High School ... MaxPreps All-American, as he helped Vandegrift to a 14-2 record and Texas 6A state title berth in 2022 ... scored a touchdown on a 10-yard run on a designed lateral play as a senior, running over three opponents to score ... No. 160 overall player by Rivals ... No. 224 overall by 247Sports ... Rivals also listed him as the No. 26 player in Texas and nation's No. 14 offensive tackle ... 247Sports listed him as the No. 40 player in Texas and 22nd-best offensive tackle in the nation.

**Personal:** Committed to Clemson on June 7, 2022 ... born Dec. 29, 2004 ... comes to Clemson from same area as Austin native and current Tiger quarterback Cade Klubnik ... son of two rugby players, including his father, Eric, a former U.S. National Team member, and his mother, Jeanna, who played four years on a travel rugby squad ... credits playing rugby for nine years for developing his agility ... his brother, Charlie, is a goalkeeper that signed with Clemson's men's soccer program ... enrolled in January 2023 ... human capital education & development major ... completed a micro-internship with Stewart-Haas Racing in spring 2024.

### REED CAREER STATS

Year	G-S	Snap
2023	1-0	11



## TRISTEN RIGBY

RB • 5-10 • 205 • \*JR. • SQ  
ST. GABRIEL, LA.  
EPISCOPAL SCHOOL OF BATON ROUGE

TIGERS

31

Joined Clemson as a walk-on in 2021 ... has played two games and two offensive snaps in his career.

**2023:** Rushed twice for 41 yards in two offensive snaps over two games ... saw first game action of his career against Charleston Southern, recording a 35-yard dash among his two carries for 41 yards.

**2022:** Did not see game action.


**2021:** Contributed on scout team while redshirting.

**Before Clemson:** Played linebacker and fullback at Episcopal School of Baton Rouge.

**Personal:** Born Dec. 23, 2002 ... management major ... completed microinternships at Segars Ranch in Montana in spring 2022, at Google in California in spring 2023 and at Cisco in spring 2024.

### RIGBY CAREER STATS

Year	G-S	Snap	Car	Yds	Avg	TD	LG	Rec	Yds	TD
2023	2-0	2	2	41	20.5	0	35	0	0	0



## COLLIN SADLER

OL • 6-6 • 310 • \*SO. • 1VL  
INMAN, S.C.  
GREENVILLE SENIOR HS

TIGERS

50

Local product who enters 2024 with 588 career snaps over 16 games (five starts).

**2023:** Played 565 snaps over 13 games with five starts, including three at left tackle and two at left guard ... played 25 snaps in season debut at Duke, helping the Tigers exceed both 200 passing yards and 200 rushing yards ... played 32 snaps as Clemson amassed 679 yards of offense and 37 first downs vs. Charleston Southern ... made first career start vs. Florida Atlantic, playing 34 snaps at left tackle and helping hold the Owls without a sack ... played 31 snaps in a 429-yard effort vs. No. 4 Florida State ... played 45 snaps as Clemson rushed for 207 yards vs. Wake Forest ... played 31 snaps in Cade Klubnik's 314-yard passing performance at Miami (Fla.) ... played 73 snaps at NC State ... played 43 snaps as Clemson reached 200 passing yards and 200 rushing yards vs. Georgia Tech ... played 64 snaps as Clemson produced 466 yards and no sacks vs. No. 20 North Carolina ... played 66 snaps and helped power Clemson to 219 rushing yards at South Carolina ... played 84 snaps in Clemson's comeback Gator Bowl victory vs. Kentucky.

**2022:** Played 23 offensive snaps over three games while redshirting ... played 10 snaps in his debut at Georgia Tech ... played nine snaps vs. Louisiana Tech.

**Before Clemson:** MaxPreps second-team All-American ... named to SI-All-American team ... No. 119 overall by Rivals.com, which listed him as the 10th-best offensive guard and third-best player in South Carolina ... ranked No. 111 in the nation by ESPN.com, which ranked him 16th among offensive linemen and fourth in South Carolina ... On3 Sports ranked him as the No. 210 overall prospect in the nation, the 17th-best among offensive tackles and the sixth-best prospect in South Carolina ... selected to the Under Armour All-America Game in Orlando ... helped Greenville High to 10-3 record and spot in the state semifinals, the furthest Greenville has reached in the state playoffs ... coached by Greg Porter at Greenville High School ... high school teammate of Clemson 2022 signee Josh Sapp ... enrolled at Clemson in January 2022.

**Personal:** Parks, recreation and tourism management major ... completed a microinternship with Segars Realty in Montana in spring 2024 ... born on Dec. 20, 2003.

### SADLER CAREER STATS

Year	G-S	Snap
2022	3-0	23
2023	13-5	565
<b>Totals</b>	<b>16-5</b>	<b>588</b>



## JOSH SAPP

TE • 6-1 • 235 • \*SO. • 1VL  
GREENVILLE, S.C.  
GREENVILLE SENIOR HS

TIGERS

5

Clemson legacy who enters 2024 with seven catches for 60 yards and two touchdowns in 89 snaps over 15 career games (one start) ... also credited with a two-point conversion.

**2023:** Had seven catches for 60 yards and two touchdowns in 84 snaps over 13 games (one start) ... cashed in his first career reception for a 25-yard touchdown on a pass from Cade Klubnik vs. Charleston Southern ... caught two passes for 17 yards including an acrobatic touchdown reception vs. Georgia Tech ... gained 10 yards on two receptions at South Carolina ... caught a four-yard pass and scored on a two-point conversion in his first career start in the Gator Bowl vs. Kentucky ... scored Clemson's final points on a two-point conversion in the final minute of that bowl win against Kentucky 20 years after his father threw for Clemson's game-winning touchdown in the final minute of a bowl win vs. Kentucky.

**2022:** Played five offensive snaps over two games while redshirting ... made debut vs. Louisiana Tech and also saw action vs. No. 24 North Carolina.

**Before Clemson:** PrepStar All-Atlantic Region selection ... helped Greenville High to a 10-3 record and the final four of state playoffs, Greenville High's first appearance in the Upper State title game ... Shrine Bowl selection for South Carolina ... had productive career at Greenville High, including a senior year when he had 50 receptions for 836 yards and 10 touchdowns ... averaged 16.7 yards per catch ... added six rushing touchdowns for a total of 16 touchdowns for the year ... had 87 career receptions for 1,331 yards and 11 touchdowns, a 15.3 per reception average ... had 118 yards on seven catches against Mauldin and 105 yards and two scores on three catches vs. J.L. Mann as a senior ... had eight catches for 68 yards and a touchdown against a powerful South Pointe team in the state playoff ... had best game as a junior vs. Greenwood with 68 yards and a touchdown on eight receptions ... had 15 catches for 213 yards in the six games the team played in 2020 ... comes to Clemson as tight end after playing both tight end and running back in high school ... coached by Greg Porter at Greenville High School ... high school teammate of Clemson 2022 signee Collin Sadler ... enrolled at Clemson in summer of 2022.


**Personal:** Communication major ... his father, Patrick, was a starting quarterback for the Tigers his first three years (1992-94) who led Clemson to a 40-7 win over No. 18 North Carolina in 1992 ... Patrick moved to outside linebacker in 1995 and had 53 tackles, fifth on the Clemson team, nine tackles for loss and 5.5 sacks while starting all 12 games defensively ... Patrick, who recently worked in administration for Clemson, was a second-round draft choice of the San Diego Chargers who played 63 games in four years with San Diego and Arizona ... born May 9, 2004.

### SAPP CAREER STATS

Year	G-S	Snap	Rec	Yds	Avg	TD	LG
2022	2-0	5	0	0	---	0	---
2023	13-1	84	7	60	8.6	2	25
<b>Totals</b>	<b>15-1</b>	<b>89</b>	<b>7</b>	<b>60</b>	<b>8.6</b>	<b>2</b>	<b>25</b>



# VETERAN BIOS



## JAHEIM SCOTT

DT • 6-1 • 330 • \*SR. • SQ  
GREENVILLE, S.C.  
WADE HAMPTON HS

TIGERS

96 Joined the team as a walk-on in 2023.

**2023:** Contributed on scout team.

**Before Clemson:** Played three years at Erskine from 2020-22 ... lettered at Wade Hampton High School.

**Personal:** Majoring in mechanical engineering ... completed a microinternship with Cisco in spring 2024 ... born Dec. 14, 2001.



## WISE SEGARS JR.

RB • 6-1 • 205 • \*JR. • SQ  
SUMTER, S.C.  
D.W. DANIEL HS

TIGERS

32 Joined Clemson as a walk-on in 2021 ... has played two career

games with a three-yard rush on one offensive snap.

**2023:** Played one offensive snap in two games, gaining three yards on one rush carry ... rushed once for three yards in season debut vs. Charleston Southern.

**2022:** Made collegiate debut vs. Louisiana Tech.

**2021:** Contributed on scout team while redshirting.

**Before Clemson:** Finished prep career as a multi-position player at Daniel High School in Central, S.C. after playing at A.C. Flora High School ... multi-sport athlete who played football, basketball, baseball, lacrosse and track ... member of 2020 3A state title football team ... named South Carolina 3A co-Offensive Back of the Year while collecting all-state and all-region honors ... had 2,753 career passing yards with 21 career passing touchdowns and completed 66 percent of his passes his junior and senior year ... added 1,125 career rushing yards with 22 rushing touchdowns and 102 career receiving yards with one receiving touchdown ... had 3,980 yards of total offense and 44 touchdowns ... coached by Jeff Fruster at Daniel, Dustin Curtis at AC Flora and Adam Jarecki at Wilson Hall School ... graduated with a 4.0 core high school GPA.

**Personal:** Majoring in biological sciences ... born May 15, 2002 ... completed a microinternship at Christ Community Health Services in Memphis in spring 2023 ... participated in P.A.W. Journey's service trip to South Africa in spring 2024 ... two-time ACC Honor Roll selection (2021-22).

### SEGARS CAREER STATS

Year	G-S	Snap	Car	Yds	Avg	TD	LG	Rec	Yds	TD
2022	1-0	0	0	0	---	0	---	0	0	0
2023	1-0	1	1	3	3.0	0	---	0	0	0
Totals	2-0	1	1	3	3.0	0	---	0	0	0



## HARRIS SEWELL

OL • 6-4 • 315 • \*SO. • 1VL  
ODESSA, TEXAS  
PERMIAN HS

TIGERS

55 Entered Clemson as a national top-100 recruit ... has played

460 offensive snaps over 10 games (five starts).  
**2023:** Grew from a key reserve into a starter by the final month of his freshman season ... played 460 offensive snaps over 10 games (five starts) ... played 22 snaps in debut vs. Charleston Southern ... played 25 snaps in Clemson's sack-free win vs. Florida Atlantic ... played 62 snaps as Clemson rushed for 207 yards vs.


Wake Forest ... played 17 snaps in Cade Klubnik's 314-yard passing performance at Miami (Fla.) ... played 72 snaps in his first career start, helping propel to Phil Mahaf to a career-best 186-yard rushing performance vs. No. 12 Notre Dame ... played 44 snaps as Clemson reached 200 passing yards and 200 rushing yards vs. Georgia Tech ... played 71 snaps as Clemson produced 466 yards and no sacks vs. No. 20 North Carolina ... played 59 snaps and helped power Clemson to 219 rushing yards at South Carolina ... played 79 snaps in Clemson's fourth-quarter comeback win over Kentucky.

**Before Clemson:** Helped Permian to a 9-2 record in 2022, bringing Permian's four-year record to 32-14 in his career ... four-time All-District selection, earning second-team honors as a freshman and first-team accolades in each of his final three years ... four-year starter on the offensive line ... second-team Academic All-State as a junior ... played right tackle, right guard and center as a senior ... played baseball his freshman year and was a weight athlete on the track team his final three years ... played for coach Jeff Ellison ... invited to the All-America Classic ... ranked No. 85 overall by ESPN.com, which rated him as the fourth-best offensive guard in the nation ... ranked 87th overall in the nation as a four-star prospect per PrepStar ... rated No. 108 overall by Rivals and No. 177 overall by 247Sports ... ranked No. 188 in the nation overall by On3.

**Personal:** Born Feb. 16, 2005 ... enrolled at Clemson in January 2023 ... management major ... name pronounced "SOO-ull."

### SEWELL CAREER STATS

Year	G-S	Snaps
2023	10-5	460



## COLBY SHAW

TE • 6-4 • 215 • \*FR. • RS  
DUNCAN, S.C.  
JAMES F. BYRNES HS

TIGERS

35 Joined the team as a walk-on in 2023 ... served as a scout team

quarterback in 2023 before moving to tight end.

**2023:** Served on Clemson's scout team.

**Before Clemson:** Lettered at James F. Byrnes High School.

**Personal:** Majoring in biological sciences ... participated in P.A.W. Journey's service trip to South Africa in spring 2024 ... born Aug. 18, 2004.



## BYRCE SMITH

OL • 6-3 • 270 • \*FR. • RS  
SIX MILE, S.C.  
D.W. DANIEL HS

TIGERS

62 Bypassed scholarship offers from several FBS schools to join Clemson as a walk-on in 2023 ... has played three offensive

snaps in one career appearance while redshirting.


**2023:** Redshirted ... played three snaps in collegiate debut vs. Charleston Southern.

**Before Clemson:** Two-time state champion at Daniel High School ... three-time all-region selection and two-time all-state honoree who earned 3A Upper State Lineman of the Year honors as a senior ... selected to the Shrine Bowl.

**Personal:** Chose to walk on at over scholarship offers to Air Force, Army and Navy ... born Dec. 22, 2004 ... construction science and management major.

### B. SMITH CAREER STATS

Year	G-S	Snaps
2023	1-0	3



## JACK SMITH

P • 6-5 • 235 • \*SO. • SQ  
SARALAND, ALA.  
SARALAND HS

TIGERS

89 Enters 2024 with two punts in two career game appearances.

**2023:** Made season debut vs. Florida Atlantic.


**2022:** Made collegiate debut vs. No. 24 North Carolina with a 47-yard punt in his lone appearance of his redshirt season ... ACC Honor Roll selection.

**Before Clemson:** Helped Saraland High School to an 8-2 record in 2021 ... four-year starter at punter ... ranked as the No. 5 punter in the nation by Kohl's ... punted 78 times over his last three seasons, placing 43 inside the 20 ... had 18 of his 34 punts in 2021 downed inside the 20 ... had experience as a quarterback and had some impressive numbers as a reserve ... completed 17-21 passes for 186 yards in his career and had 264 rushing yards and a touchdown in just 27 attempts ... coached at Saraland by Jeff Kelly.

**Personal:** Economics major ... born Dec. 5, 2003 ... completed a microinternship with TaylorMade in spring 2023 ... participated in P.A.W. Journey's service trip to South Africa in spring 2024.

### J. SMITH CAREER STATS

Year	G-S	P	Yds	Avg	-20	50+	TB	HB	LG	Net
2022	1-0	1	47	47.0	0	0	0	0	47	47.0
2023	1-0	1	18	18.0	0	0	0	0	18	18.0
Totals	2-0	2	65	32.5	0	0	0	0	47	32.5



## WALT SMITH

CB • 5-8 • 180 • \*SO. • SQ  
ANDERSON, S.C.  
T.L. HANNA HS

TIGERS

48 Joined as a walk-on in 2023 ... has played one career game.


**2023:** Made his debut vs. Charleston Southern.

**Before Clemson:** Played football and baseball at T.L. Hanna High School ... earned all-region selections in both sports as a senior, collecting honors at strong safety for the 2021 football season and as an infielder.

**Personal:** Financial management major ... completed a microinternship with Google in spring 2024 ... born Oct. 30, 2003.

### W. SMITH CAREER STATS

Year	G-S	Snaps	Hit	Asst	Tot	TFL	Sacks	Int	QP	PBU	CF-RF
2023	1-0	0	0	0	0	0-0	0-0	0-0	0	0	0-0



## TROY STELLATO

WR • 6-1 • 190 • \*JR. • 1VL  
FORT LAUDERDALE, FLA.  
CARDINAL GIBBONS HS

TIGERS

10 Broke out in 2023 after battling injuries for his first two seasons ... has caught 40 passes for 336 yards and a touchdown in 603 snaps over 14 games (six starts).

**2023:** Enjoyed a breakout campaign in 2023 after being besieged by injuries for most of his first two-plus seasons at Clemson ... recorded 38 catches for 321 yards and a touchdown in 580 snaps over 12 games (six starts) ... made his return in Week 2 vs. Charleston Southern, posting career highs with five receptions and 51 yards ... had four receptions for 41 yards vs. No. 4 Florida State ... collected 37 yards and his first career touchdown on four receptions at Syracuse ... had a career high in receptions at NC State with seven catches

# VETERAN BIOS

for 29 yards ... caught three passes for 27 yards vs. No. 12 Notre Dame ... gained 50 yards on a team-high-tying six receptions vs. No. 20 North Carolina.

**2022:** Missed the season with an ACL injury.

**2021:** Played 23 snaps in two games, gaining 15 yards on two receptions.

**Before Clemson:** National top-300 player by all services ... ranked No. 135 overall by Rivals.com, which listed him as the 20th-best player in Florida and 17th-best receiver in the nation ... ranked No. 228 by 247Sports and No. 239 by ESPN.com ... PrepStar Top 150 Dream Team selection who ranked as the nation's No. 120 overall prospect, including ranks as the 17th-best receiver prospect and No. 18 player in Florida ... had 112 career receptions for 1,758 yards and 19 scores in 33 games ... had 26 receptions for 325 yards and five scores in his first six games of a pandemic-shortened 2020 season ... as a junior, recorded 42 receptions for 727 yards and nine scores, a 17.3 yards-per-reception average, in 13 games ... as a sophomore, had 44 receptions for 706 yards and five scores in 14 games ... recruited by Brent Venables and Tyler Grisham ... played for Matt DuBuc.

**Personal:** Born May 4, 2002 ... communication major.

## STELLATO CAREER STATS

Year	G-S	Snaps	Rec	Yds	Avg	TD	LG
2021	2-0	23	2	15	7.5	0	12
2023	12-6	580	38	321	8.4	1	18
<b>Totals</b>	<b>14-6</b>	<b>603</b>	<b>40</b>	<b>336</b>	<b>8.4</b>	<b>1</b>	<b>18</b>



## CADEN STORY

DL • 6-3 • 280 • \*SO. • 1VL  
LANETT, ALA.  
LANETT HS

93

Has two tackles in 63 defensive snaps over 11 career games.

**2023:** Had two tackles in 59 defensive snaps over 10 games ... had one tackle vs. Charleston Southern ... added one tackle vs. Florida Atlantic.


**2022:** Played four defensive snaps in his lone game of his redshirt season ... made debut vs. Furman.

**Before Clemson:** Multi-time state champion and all-state selection who played for his father, Clifford Story, at Lanett High School ... earned first-team all-area from the Opelika-Auburn News and first-team all-state honors while earning both Valley-Times Defensive Player of the Year and AHSAA 2A Defensive Lineman of the Year in both seasons ... part of teams that went 59-8 over five seasons, never winning fewer than 10 games in a season ... contributed to state title teams in 2017 and 2019 ... had 184 tackles, 54 quarterback pressures, 37 sacks and two interceptions in his final three seasons ... as a senior in 2021, credited with 73 tackles, 20 quarterback pressures and 17 sacks ... as a junior in 2020, posted 64 tackles, 26 quarterback pressures, 14 sacks and two interceptions ... added 47 tackles, eight quarterback pressures and six sacks in 2019 ... 247Sports ranked him 23rd among the nation's defensive tackles and 10th among all players in Alabama ... ranked by On3 Sports as the No. 16 player in Alabama and No. 38 defensive tackle in the class ... participated in the All-American Bowl in San Antonio ... played basketball ... National Beta Club honor society member.

**Personal:** Sports communication major ... his father, Clifford, played football and baseball at Jacksonville State ... nephew of 14-year NFL tight end Marcus Pollard ... brother of Kentucky defensive back Kristian Story ... born April 6, 2004.

## STORY CAREER STATS

Year	G-S	Snaps	Hit	Asst	Tot	TFL	Sacks	Int	QP	PBU	CF	RF
2022	1-0	4	0	0	0	0-0	0-0	0-0	0	0	0	0
2023	10-0	59	1	1	2	0-0	0-0	0-0	0	0	0	0
<b>Totals</b>	<b>11-0</b>	<b>63</b>	<b>1</b>	<b>1</b>	<b>2</b>	<b>0-0</b>	<b>0-0</b>	<b>0-0</b>	<b>0</b>	<b>0</b>	<b>0</b>	<b>0</b>



## PEYTON STREKO

RB • 5-10 • 180 • \*FR. • RS  
CUMMING, GA.  
WEST FORSYTH HS

23

Opted to walk on over scholarship offers from several FBS programs.

**2023:** Played one game while redshirting ... made debut vs. Charleston Southern on special teams.

**Before Clemson:** Credited with 311 rushing attempts for 2,139 yards (6.9 avg.) and 27 touchdowns in three varsity seasons from 2020-22 ... also caught 25 passes for 378 yards (15.1 avg.) with four receiving touchdowns to give him more than 2,500 career yards from scrimmage ... recorded 32 total touchdowns (27 rushing, four receiving and one via kickoff return) ... rushed 170 for 1,140 yards with 12 touchdowns as a senior in 2022 ... also collected 210 yards and a touchdown on 13 receptions that year ... had a dominant performance against Cambridge, recording 327 yards and five touchdowns on 32 carries ... in 2021, rushed 87 times for 659 yards (7.6 avg.) with 11 touchdowns as a junior ... had 267 yards and six touchdowns on 22 carries against Walton ... played for coach Dave Svehla.

**Personal:** Pronounced "STRECK-oh" ... enrolled at Clemson in January 2023 ... management major.

## STREKO CAREER STATS

Year	G-S	Snaps	Car	Yds	Avg	TD	LG	Rec	Yds	TD
2023	1-0	0	0	0	---	0	---	0	0	0



## BRANDEN STROZIER

CB • 6-1 • 180 • \*FR. • RS  
LOVEJOY, GA.  
SAINT FRANCIS HS

1

Has played seven defensive snaps while redshirting in 2023.

**2023:** Played seven defensive snaps while redshirting ... made collegiate debut vs. Charleston Southern.

**Before Clemson:** Two-way player at St. Francis High School in 2022 ... had 57 career receptions for 1,066 yards and four scores offensively and recorded 95 tackles, nine tackles for loss, six interceptions and 34 passes defended defensively ... played in 14 games as a senior, helping team to a 10-4 record in 2022 ... posted 43 receptions for 788 yards (18.3 avg.) and four scores on offense while contributing 41 tackles, three tackles for loss and three interceptions for 98 return yards on defense ... had career-high 22 passes defended in 2022 ... caught six passes for 164 yards and two touchdowns against Mount Pisgah Christian ... recorded a 93-yard interception return for a score against Oglethorpe County ... broke up 10 passes in the first three games of the season alone ... posted 191 receiving yards on nine catches and made 12 tackles in five games in 2021 ... recorded four receptions, 58 receiving yards and five tackles in two games during the COVID-19-impacted season in 2020 ... played 12 games as a freshman in 2019 and had 37 tackles and three interceptions for 68 return yards ... played for coach Frank Barden ... ranked as No. 213 overall player in the nation by Rivals, which also listed him as the 17th-best player in Georgia and 28th-best cornerback ... ranked as 30th-best player in Georgia by 247Sports ... ranked No. 365 overall nationally by PrepStar.

**Personal:** Born Sept. 9, 2004 ... enrolled at Clemson in summer 2023 ... wildlife and fisheries biology major ... name pronounced "STRO-zhurr."

## STROZIER CAREER STATS

Year	G-S	Snaps	Hit	Asst	Tot	TFL	Sacks	Int	QP	PBU	CF	RF
2023	2-0	7	0	0	0	0-0	0-0	0-0	0	0	0	0



## AIDAN SWANSON

P/PK • 6-3 • 170 • ^\*SR. • 2VL  
TAMPA, FLA.  
IMG ACADEMY

39

Enters his extra year of eligibility in 2024 averaging 42.5 yards on

131 career punts with 48 punts downed inside the 20 ... has also averaged 63.5 yards on 13 career kickoffs and added a 2-for-2 mark on PATs over 35 career games (27 starts) from 2019-23 ... averaged 40.0 yards or better on punts in 17 consecutive games from 2022-23, breaking Dale Hatcher's school record mark of 12 from 1983-84 ... had a career year in 2023, matching long-time NFL punter Bradley Pinion's school record for punts downed inside the 20 and producing the fifth-longest single-season punting average in school history ... third in Tiger history in career punting average (42.5).

**2023:** Punted 61 times for an average of 43.7 yards with 28 punts downed inside the 20, five touchbacks and 14 punts of 50-plus yards ... his 28 punts downed inside the 20 tied Bradley Pinion's school record for punts inside the 20 in a single season (28 in 2014) ... his punting average of 43.67 yards ranked fifth in a season in Clemson history and was only the second average of 43+ yards since the turn of the century ... recorded a 41.98-yard net punting average per the NCAA formula, the second-best mark in school history behind Dale Hatcher's 42.4 in 1984 ... third-team All-ACC pick by College Football Network ... All-ACC Academic Team selection ... averaged 44.5 yards per punt on four punts at Duke ... punted once for 52 yards vs. Charleston Southern ... averaged 43.0 yards on three punts vs. Florida Atlantic ... averaged a career-high 53.2-yard average on four punts vs. No. 4 Florida State, the third-highest figure in Tiger history ... his four punts against the Seminoles included a 60-yarder in the first quarter and a 62-yarder in the fourth quarter, making him the first Clemson player in Dabo Swinney's head coaching tenure to record multiple 60-yard punts in a single game and placing him among Pittsburgh's Daniel Sparks (2022), Wake Forest's Dom Maggio (2019) and Miami's Pat O'Donnell (2013) as the only ACC players since 2008 with multiple 60-yard punts in a single game, according to Stats Perform ... placed three of his six punts at Syracuse inside the 20, averaging 41.7 yards per punt and sharing team special teams player of the game honors ... averaged 43.0 yards on five punts vs. Wake Forest, including two punts of 50-plus yards and two downed inside the 20 ... averaged 43.2 yards on four punts at Miami (Fla.) ... placed three of his seven punts at NC State inside the 20 for an average of 39.4 yards per punt ... averaged 44.2 yards on six punts vs. No. 12 Notre Dame with a career-high five punts downed inside the 20, collecting ACC Specialist of the Week and Ray Guy Award "Ray's 8" honors; his lone punt against Notre Dame not to be downed inside the 20 resulted in a muff that was recovered by Clemson ... his five punts inside the 20 against the Irish were the most punts placed inside the 20 by a Clemson punter since Will Spiers in the National Championship Game to end the 2019 season (five vs. LSU) ... placed one of three punts vs. Georgia Tech inside the 20 ... averaged 47.5 yards on six punts vs. No. 20 North Carolina including a career-high-tying three punts of 50-plus yards ... tied his career high with five punts downed inside the 20 among his six punts at South Carolina ... averaged 43.8 yards on six punts with four downed inside the 20 in the Gator Bowl against Kentucky, helping Clemson to a 19-yard advantage in starting field position as Clemson's drives originated on average from the CU 41 while Kentucky's drives originated from the UK 22.



# VETERAN BIOS

**2022:** Punted 62 times for 2,620 yards (42.3-yard average) over 14 games (all starts) in his first season as a starter ... placed 16 punts inside the 20 and recorded 13 punts of 50 yards or more ... impressed in his first career start, sharing special teams player of the game honors after averaging 44.0 yards on six punts with three downed inside the 20 and two covering 50 yards or more ... averaged 42.4 yards on five punts vs. Louisiana Tech ... averaged 40.0 yards on three punts vs. No. 10 NC State ... averaged 41.6 yards on seven punts with one downed inside the 20 at Boston College ... shared special teams player of the game honors after averaging 45.8 yards on four punts at Florida State including two punts of 50 or more yards and one downed inside the 20 ... averaged 52.5 yards on two punts vs. No. 14 Syracuse, as both punts exceeded 50 yards and were downed inside the Syracuse 20-yard line, including one that bounced out of bounds at the Syracuse four-yard line amid Clemson shutting out the Orange in the second half of a 14-point comeback victory ... averaged 45.0 yards on five credited punts at Notre Dame including a career-long 67-yard boot ... punted five times vs. Louisville, averaging 41.0 yards per punt with a long of 54 ... averaged 41.7 yards on three punts vs. Miami (Fla.) ... recorded three punts of 50-plus yards and four downed inside the 20, both single-game career highs, vs. South Carolina ... averaged 44.7 yards on three punts vs. No. 24 North Carolina ... averaged 40.7 yards on three punts vs. No. 6 Tennessee.

**2021:** Appeared in two games, averaging 38.7 yards on three punts and 64.3 yards on three kickoffs ... averaged 42.0 yards on two punts vs. SC State ... had one kickoff and one punt vs. UConn.


**2020:** Averaged 43.7 yards on three credited punts, averaged 62.2 yards on four kickoffs and went 2-for-2 on PATs in three games ... produced a 44-yard punt and a 62-yard kickoff at Wake Forest ... punted once for 37 yards and went 2-for-2 on PATs at Georgia Tech ... had a 50-yard punt and had another blocked vs. Pitt.

**2019:** Punted twice and kicked off four times with two touchbacks over three games while redshirting ... made collegiate debut vs. Charlotte, recording two touchbacks on two kickoffs and a 30-yard punt ... dropped a 28-yard punt inside the 20-yard line vs. Florida State ... ACC Honor Roll selection.

**Before Clemson:** Left-footed punter who ranked as the third-best punter in the nation by PrepStar and Rivals.com ... ranked as the fourth-best punter by 247Sports and 16th-best punter by ESPN.com ... handled kickoffs for IMG Academy in 2018 and had 29 touchbacks on 46 kickoffs ... averaged 42.3 yards per punt in 2018 and 46.0 in 2017 ... had a 49-yard touchdown pass out of punt formation for IMG in 2017 ... opponents averaged just 2.5 yards per punt return in 2018 ... played two years at IMG Academy and two years at Jesuit High School ... punted for a 13-1 team that reached the state semifinals at Jesuit in 2015 ... 54-80 on touchbacks at Jesuit in 2016 ... had eight touchbacks in a game twice ... also competed in track & field ... was the Hillsborough County district champion for high jump and a State Championship finalist ... head coach at Jesuit Tampa was Matt Thompson and Special Teams Coach was Tom Feely ... played at IMG Academy for Kevin Wright ... enrolled in January 2019.

**Personal:** Born July 20, 2000 ... his mother, Gena, is a Clemson graduate ... earned degree in marketing in December 2022 ... three-time ACC Honor Roll selection (2019 and 2021-22) ... completed microinternships with Synnex in Greenville in spring 2022 and TD Synnex in Tampa in spring 2023.

SWANSON CAREER STATS												
Year	G-S	P	Yds	Avg	-20	50+	TB	HB	LG	Net		
2019	3-0	2	58	29.0	1	0	0	0	30	29.0		
2020	3-0	3	131	43.7	2	1	0	0	50	38.7		
2021	2-0	3	116	38.7	1	0	0	0	42	37.3		
2022	14-14	62	2620	42.3	16	13	2	0	67	38.6		
2023	13-13	61	2644	43.7	28	14	5	0	62	42.0		
Totals	35-27	131	5569	42.5	48	28	7	0	67	39.9		



**CLAY SWINNEY**

WR • 5-10 • 175 • \*SO. • 1VL  
CLEMSON, S.C.  
D.W. DANIEL HS

TIGERS

Joined Clemson as a walk-on in 2022 ... continued in the lineage of Swinney family holders on placekicker, inheriting the role from his brothers Will (Clemson's primary holder from 2017-21) and Drew (2022); the last placekick held by a non-Swinney was the final extra point of Clemson's national championship victory against Alabama to end the 2016 season (Seth Ryan following Hunter Renfrow's game-winning touchdown) ... enters 2024 having appeared in 14 career games including 12 offensive snaps and one reception for 24 yards.

**2023:** Played all 13 games, including 11 offensive snaps and one catch for 24 yards ... held every placekick, including 24 field goal attempts and 46 PAT attempts ... All-ACC Academic Team selection ... made season debut at Duke ... had his first career reception vs. Charleston Southern, hauling in a 24-yard pass.


**2022:** Made collegiate debut vs. Louisiana Tech, playing one offensive snap ... ACC Honor Roll selection.

**Before Clemson:** Part of consecutive state championship teams at Daniel High School in 2020 and 2021 ... caught 37 passes for 416 yards and six touchdowns as a senior in 2021 ... contributed as a kick returner and punt returner ... played for Jeff Fruster at Daniel ... also contributed on Daniel's basketball team.

**Personal:** Sports communication major ... son of Clemson Head Coach Dabo Swinney, becoming the third of Swinney's three sons to play at Clemson ... his oldest brother, Will, tied the school and modern FBS record by playing 69 career games at Clemson from 2017-21 ... his other brother, Drew, was a wide receiver at Clemson from 2019-22 ... born July 29, 2003.

## SWINNEY CAREER STATS

Year	G-S	Snaps	Rec	Yds	Avg	TD	LG
2022	1-0	1	0	0	---	0	---
2023	13-0	11	1	24	24.0	0	24
Totals	14-0	12	1	24	24.0	0	24



**PATRICK SWYGERT**

DT • 6-4 • 245 • \*FR. • RS  
BATESBURG-LEESVILLE, S.C.  
BATESBURG-LEESVILLE HS

TIGERS

Joined Clemson as a walk-on in 2023.

**2023:** Contributed on scout team.

**Before Clemson:** Two-time all-state honoree at tight end while playing both sides of the ball at Batesburg-Leesville (S.C.) High School.

**Personal:** Elected to walk on at Clemson over other offers ... born Oct. 19, 2004 ... agricultural mechanization & business major.



**MARCUS TATE**

OL • 6-5 • 325 • SR. • 3VL  
SUNRISE, FLA.  
NSU UNIVERSITY SCHOOL

TIGERS

Three-year starter who has played 1,843 career offensive snaps over 32 games (27 starts) since 2021 despite battling injuries ... became only the third Tiger true freshman offensive lineman since 1972 to start a season opener when he started Clemson's 2021 opener against Georgia.

**2023:** Played 507 offensive snaps over eight games (all starts) before being lost to a season-ending injury ... played 68 snaps in season debut at Duke, helping the Tigers exceed both 200 passing yards and 200 rushing yards ... played 41 snaps as Clemson amassed 679 yards of offense and 37 first downs vs. Charleston Southern ... played 43 snaps in Clemson's sack-free win vs. Florida Atlantic ... played 82 snaps in a 429-yard effort vs. No. 4 Florida State ... played 63 snaps in a win at Syracuse ... played 70 snaps as Clemson rushed for 207 yards vs. Wake Forest ... played 62 snaps in Cade Klubnik's 314-yard passing performance at Miami (Fla.) ... played 78 snaps at NC State ... suffered a season-ending injury in practice.

**2022:** Played 709 snaps and started all 11 games in which he appeared prior to suffering a season-ending injury against Miami (Fla.) in mid-November ... played 69 snaps in a 31-point victory at Georgia Tech ... played 53 snaps vs. Furman as DJ Uiagalelei set a new career high in passer rating ... played 62 snaps in paving the way for 280 rushing yards and 241 passing yards vs. Louisiana Tech ... played every offensive snap at No. 21 Wake Forest, powering Clemson to 559 yards in a double-overtime victory ... played 69 snaps in a sack-free performance by Clemson's offensive line vs. No. 10 NC State ... played all 64 snaps at Boston College ... played 65 snaps at Florida State as Clemson did not commit a turnover for the third time in four games ... played 83 snaps vs. No. 14 Syracuse as the Tigers rushed for a season-high 293 yards and leaned on the ground game to overcome an 11-point fourth-quarter deficit in the win ... played all 70 offensive snaps at Notre Dame ... played 74 snaps in helping power Clemson to 248 rushing yards vs. Louisville ... played 10 snaps vs. Miami (Fla.) prior to exiting the game with an injury.

**2021:** Played 627 snaps over 13 games with eight starts as a true freshman ... started and played 48 snaps vs. No. 5 Georgia in his collegiate debut ... became only the third true freshman offensive lineman to start a season opener for Clemson since the NCAA instituted permanent freshman eligibility in 1972, joining center James Farr (1980) and tackle Mitch Hyatt (2015) ... played 51 snaps vs. SC State as Clemson exceeded both 200 rushing yards and 200 passing yards ... played 70 plays vs. Georgia Tech, Clemson's second straight game allowing zero sacks ... contributed on special teams at NC State ... played 62 snaps in helping power Clemson to 231 rushing yards and 207 passing yards vs. Boston College ... played 47 snaps at No. 23 Pitt ... played 62 snaps and helped pave the way for Will Shipley's 128 rushing yards in a comeback win vs. Florida State ... played all 70 snaps at Louisville as Clemson recorded a fourth-quarter comeback win in back-to-back weeks for the first time since 1974 ... played 92 of Clemson's 100 plays in helping the Tigers exceed 300 passing yards vs. UConn ... played 72 snaps vs. Iowa State as Clemson extended its streak of consecutive 10-win seasons to 11.

**Before Clemson:** Ranked as the No. 112 overall player in the nation by Rivals.com, which also listed him as the sixth-best offensive guard in the nation and 18th-best player in Florida ... ranked as the No. 132 overall player by ESPN.com, which also listed him as the 17th-best player at his position and 19th-best player in Florida ... top 225 player according to 247Sports, which ranked him as the 12th-best offensive guard ... ranked as a four-star by all services ... PrepStar Top 150 Dream Team selection who ranked as the nation's No. 119 prospect, including ranking as the fifth-best guard prospect ... played for Daniel Luque at NSU School in 2020, he played his first three years at University School ... that school cancelled its 2020 season due to COVID-19, so he played for Tru Prep Academy in 2020, where he was a member of the 2020 State Championship team ... wore No. 55 in high school ... committed to Clemson on Sept. 24, 2019 ... recruited by Brent Venables and Robbie Caldwell.

# VETERAN BIOS

**Personal:** Majoring in political science ... enrolled at Clemson in January 2021 ... completed microinternships at NFL headquarters in New York in the spring 2022 and with SpringHill Company/Uninterrupted in spring 2024 ... launched the Marcus Tate Care Closet to support Upstate elementary students in need ... partnered with The Verb Kind to mentor incarcerated youth in his home area in Florida ... born Jan. 31, 2003.

## TATE CAREER STATS

Year	G-S	Snap
2021	13-8	627
2022	11-11	709
2023	8-8	507
Totals	32-27	1843



## AVIEON TERRELL

CB • 5-11 • 180 • SO. • 1VL  
ATLANTA, GA.  
WESTLAKE HS

TIGERS

Made his own name as a stand-out all-purpose player at Atlanta's Westlake High School and continues the family lineage of his brother, All-Pro and former Clemson cornerback A.J. Terrell ... enters 2024 credited with 18 tackles, six pass breakups and an interception in 375 snaps over 13 games (five starts).

**2023:** Had 18 tackles, six pass breakups and an interception in 375 snaps over 13 games (five starts) ... one of six Clemson true freshmen to appear in all 13 games (Jamal Anderson, Khalil Barnes, Tyler Brown, Shelton Lewis and T.J. Parker) ... All-ACC Academic Team selection ... made collegiate debut at Duke on special teams ... added four tackles and a pass breakup vs. Florida Atlantic ... made one tackle at Syracuse ... recorded one tackle vs. Wake Forest ... contributed one tackle at Miami (Fla.) ... made first career start vs. No. 12 Notre Dame ... posted two tackles, two pass breakups and the first interception of his career on a one-handed grab vs. Georgia Tech ... recorded a tackle and a pass breakup vs. No. 20 North Carolina ... added two tackles and two pass breakups at South Carolina ... posted five tackles in the Gator Bowl vs. Kentucky.


**Before Clemson:** Four-year contributor at Westlake who helped his team to a 9-4 record in 2022 ... collected 86 career tackles and six interceptions ... excellent all-around player who also was outstanding in the return game in 2022, posting nine kickoff returns for 289 yards, including a 73-yarder, and 12 punt returns for 189 yards, including a 65-yarder ... averaged 32.1 yards on kickoff returns and 15.8 yards on punt returns ... had five career receiving touchdowns, a punt return touchdown, a kickoff return touchdown, a fumble return touchdown and an interception return touchdown ... had a 146-yard punt return game, a 112-yard kickoff return game and a 148-yard reception yardage game over the course of his career ... posted 33 tackles on defense in 2022 with four interceptions for 59 return yards ... also had 20 catches for 427 yards as an end, he had five scores ... collected all four interceptions over final six games of the 2022 season ... posted seven catches for 148 yards and two scores vs. Parkview in the penultimate game of his prep career ... had 44 tackles with two interceptions as a junior in 2021 ... wore #8 for coach Rico Zackery in high school, the same number his brother wore at Clemson as a cornerback from 2017-19 ... 99th-best player in the nation by Rivals, which also listed him as the fifth-best player in Georgia and 13th-best cornerback in the nation ... ranked No. 178 overall in the nation by PrepStar as a four-star prospect ... ran track and was part of Westlake's 6A state title 4x100m relay team.

**Personal:** Committed to Clemson on June 6, 2022 ... brother of former Clemson cornerback A.J. Terrell, an

All-Pro cornerback who was a first-round draft choice of the Atlanta Falcons in 2020 ... born Jan. 11, 2005 ... enrolled at Clemson in summer 2023 ... sociology major ... name pronounced "AY-vee-on turr-ELL."

## TERRELL CAREER STATS

Year	G-S	Snap	Hit	Ass	Tot	TFL	Sacks	Int	QB	PBU	CF-RF
2023	13-5	375	14	4	18	0-0	0-0	1-0	0	6	0-0



## COLE TURNER

WR • 6-1 • 185 • \*SO. • 2VL  
VESTAVIA HILLS, ALA.  
VESTAVIA HILLS HS

TIGERS

Flashd down the stretch in 2022, including a 100-yard effort in his second career game in the 2022 ACC Championship Game ... has 11 career catches for 189 yards in 172 offensive snaps over five games (two starts).

**2023:** Caught three passes for 28 yards in 70 snaps over two games (both starts) before missing the majority of the season with an adductor injury.


**2022:** Caught eight passes for 161 in 102 offensive snaps over three games while redshirting ... ACC Honorable Roll selection ... made his debut vs. Miami (Fla.), catching a nine-yard pass ... recorded Clemson's first 100-yard receiving game of the season vs. No. 24 North Carolina, catching three passes for 101 yards including a team-season-long 68-yard reception ... tied Artavis Scott (2014) and Justyn Ross (2018) for the fewest career games played needed to record a 100-yard receiving game in Clemson history (two) ... had 51 yards on four receptions in the Orange Bowl vs. No. 6 Tennessee.

**Before Clemson:** Named first-team All-South Metro as an athlete after recording 42 catches for 581 yards and seven touchdowns in addition to accounting for touchdowns via punt return and kickoff return ... averaged 19.5 yards per punt return and 34.5 yards per kickoff return, finishing the season with 1,160 all-purpose yards ... second-team all-state ... coached by Buddy Anderson and Sean Calhoun at Vestavia Hills High School ... initially focused on basketball before playing his first season of high school football as a junior.

**Personal:** Sociology major ... his late father, Kevin, played football with Dabo Swinney at Alabama ... Kevin went on to play eight years in the NFL with New England and Philadelphia ... his brother, Nolan, was a 2020 All-America safety who played 65 career games and earned two degrees at Clemson from 2016-21 ... born April 11, 2003.

## TURNER CAREER STATS

Year	G-S	Snap	Rec	Yds	Avg	TD	LG
2022	3-0	102	8	161	20.1	0	68
2023	2-2	70	3	28	9.3	0	11
Totals	5-2	172	11	189	17.2	0	68



## TYLER VENABLES

S • 5-11 • 205 • \*^SR. • 3VL  
CLEMSON, S.C.  
D.W. DANIEL HS

TIGERS

Has 98 tackles (5.5 for loss), a sack, an interception and seven pass breakups in 716 defensive snaps over 36 games (two starts) ... fought injury for much of 2023 but served in a student coach capacity, a role befitting the son of former Clemson coordinator Brent Venables.

**2023:** Spent the majority of the season in a de facto student coaching role while medically redshirting and rehabbing from a hip injury ... made his season debut on special teams vs. No. 20 North Carolina ... played on special teams a week later at South Carolina.

**2022:** Had 37 tackles (one for loss), a pass breakup and a team-high seven special teams tackles while playing 240 defensive snaps over 10 games ... had a de-cleating special teams tackle among his four stops at Georgia Tech ... added six tackles vs. Furman ... contributed eight tackles (one for loss) vs. Louisiana Tech ... made three tackles at No. 21 Wake Forest ... credited with a team-high seven tackles and added a pass breakup vs. No. 10 NC State, earning team special teams player of the game ... collected four tackles vs. No. 14 Syracuse and at Notre Dame ... had one tackle in the Orange Bowl vs. No. 6 Tennessee.

**2021:** Credited with 33 tackles (1.5 for loss), three pass breakups, one sack and one interception over 262 snaps in 12 games (two starts) ... credited with three tackles including a special teams stop vs. Georgia Tech ... posted five tackles (0.5 for loss) and a pass breakup vs. Boston College ... recorded five tackles and added both his first career sack and first career interception at Syracuse ... added four tackles and a pass breakup at No. 23 Pitt ... notched three tackles vs. Florida State ... made two tackles vs. UConn ... contributed three tackles and a pass breakup vs. No. 13 Wake Forest ... recorded two tackles at South Carolina.

**2020:** Credited with 28 tackles (3.0 for loss) and three pass breakups in 214 snaps over 12 games ... made collegiate debut at Wake Forest ... posted a tackle for loss and a pass breakup vs. The Citadel ... broke up a pass vs. Virginia ... recorded a tackle and a pass breakup vs. No. 7 Miami ... added two tackles at Georgia Tech ... credited with a team-high eight tackles vs. Syracuse ... registered one tackle vs. Boston College ... added two tackles at No. 4 Notre Dame ... made three tackles vs. Pitt ... recorded one tackle at Virginia Tech and in Sugar Bowl vs. No. 3 Ohio State.

**Before Clemson:** Played for Jeff Fruster at Daniel High School ... ranked as the school's career passing yardage leader with 6,927 yards ... totaled 73 touchdown passes and 38 rushing touchdowns in three years as a quarterback ... helped Daniel to an 11-1 record and the third round of the state playoffs as starting quarterback in 2019 ... set school record for passing yards in a season with 3,281 as a senior, completing 253-of-374 passes ... posted four straight 300-yard passing games at three straight five-touchdown games at various points ... recorded 48 combined touchdowns rushing and passing ... was also starter on defense, contributing 75 tackles, seven tackles for loss and four interceptions in 2019 ... named all-state as a defensive back in 2019 ... named Offensive Player of the Year for the region and was a first-team all-region honoree ... Mr. Football nominee in the state of South Carolina ... first-team all-region and was Player of the Year for the area in 2018 as a junior ... threw for 3,006 yards and rushed for 890 as a junior ... completed 243-364 passes that year with 26 touchdown passes and just four interceptions ... added 163 rushes for 890 yards and 28 rushing touchdowns to finish with 54 combined touchdowns rushing and passing ... Shrine Bowl selection ... committed to Clemson on June 2, 2019 ... recruited to Clemson by Brent Venables and Mickey Conn.

**Personal:** Born Feb. 22, 2002 ... earned degree in political science in December 2023 ... completed a microinternship with LyonJay in Greenville in spring 2022 ... son of former Clemson defensive coordinator and current Oklahoma Head Coach Brent Venables, who played football at Kansas State ... brother of former Tiger linebacker Jake Venables ... signed with Clemson on Dec. 18, his father's birthday ... played at the same high school that produced Clemson All-Americans DeAndre Hopkins, Shaq Lawson and Kyle Young.

## VENABLES CAREER STATS

Year	G-S	Snap	Hit	Ass	Tot	TFL	Sacks	Int	QB	PBU	CF-RF
2020	12-0	214	17	11	28	3-6	0-0	0-0	0	3	0-0
2021	12-2	262	20	13	33	1-5-3	1-3	1-7	0	3	0-0
2022	10-0	240	24	13	37	1-3	0-0	0-0	0	1	0-0
2023	2-0	0	0	0	0	0-0	0-0	0-0	0	0	0-0
Totals	36-2	716	61	37	98	5.5-12	1-3	1-7	0	7	0-0



# VETERAN BIOS



## CHRISTOPHER VIZZINA

QB • 6-4 • 210 • \*FR. • RS  
BIRMINGHAM, ALA.  
BRIARWOOD CHRISTIAN SCHOOL

TIGERS

17

Enters 2024 having previously played nine snaps in two games while redshirting ... passed for 5,000 yards in his prep career in Alabama en route to being ranked among the nation's top prospects in the class of 2023.

**2023:** Played nine snaps while redshirting ... made debut vs. Charleston Southern ... saw action vs. Georgia Tech.


**Before Clemson:** National top-50 player cited as a five-star prospect by many recruiting services ... completed 561-of-865 passes for 7,220 yards and 59 touchdown passes in his prep career ... also scored 29 rushing touchdowns, giving him 88 combined touchdowns rushing and passing for his career ... connected on 161-of-251 passes (64.1 percent) as a senior, totaling 1,828 yards and 16 scores ... also rushed for 341 yards and 11 scores ... had 2,169 yards of total offense in just nine games ... had one of his best games of the year against Pelham, Dabo Swinney's alma mater, when he completed 22-27 passes for 274 yards and three touchdowns ... completed 28-42 passes for 327 yards and two scores plus a rushing touchdown against Fairhope in his final high school game ... as a junior in 2021, completed 68.4 percent of his passes (134-of-196) for 2,065 yards and 16 touchdowns with just four interceptions ... also rushed for 600 yards and 15 touchdowns ... helped team to 10-2 record with a trip to state semifinals ... completed 13-17 passes for 278 yards and three touchdowns vs. Woodlawn ... contributed to the team's 12-2 season as a freshman in 2019, completing 93-159 passes for 1,176 yards and 11 scores ... competed in the Elite 11 Camp in summer of 2022 ... invited to the All-American Bowl in San Antonio, Texas ... played in Alabama vs. Mississippi All-Star game and led Alabama team to victory with a late touchdown pass, going 8-13 for 80 yards in the game ... rated by PrepStar as the No. 31 overall player in the nation ... ranked 35th in Sports Illustrated's SI99 for 2023 ... ranked No. 38 by ESPN.com, which ranked him as the nation's seventh-best quarterback ... ranked No. 54 overall by 247Sports ... On3 ranked him No. 60 overall in the nation.

**Personal:** Born April 27, 2005 ... enrolled at Clemson in January 2023 ... pre-business major ... name pronounced "VIZZ-ee-nuh."

### VIZZINA CAREER STATS

Year	G-S	Snaps	Passing					Y/A	Y/C	Y/G	Eff
			C-A-I	Yds	TD	LG	Pct				
2023	2-0	9	0-0-0	0	0	---	---	---	---	0.0	---

Year	Car	Yds	Y/C	Rushing & Total Offense					Tot	TDR	Y/G
				Y/G	TD	LG	PL				
2023	0	0	---	0.0	0	---	0	0	0	0	0.0



## KYLEN WEBB

S • 6-0 • 195 • \*FR. • RS  
TAMPA, FLA.  
SUMNER HS

TIGERS

30

Played three games on special teams while redshirting in 2023.

**2023:** Played three games on special teams while redshirting ... made collegiate debut vs. Charleston Southern ... contributed on special teams vs. Florida Atlantic and in the Gator Bowl vs. Kentucky.

**Before Clemson:** Ranked by 247Sports as a four-star prospect and as the No. 23 athlete in the nation ... ranked as the 16th-best player in Florida by 247Sports

... No. 16 athlete in this class by Rivals ... missed his senior season with an injury ... as a junior in 2021, had 426 rushing yards on 69 carries, a 6.2-yard average, with seven touchdowns in 2021 ... had a punt return for a score, giving him eight total touchdowns as a junior ... had 19 tackles with two interceptions in 2021 ... helped team to 9-3 record and a No. 27 ranking in MaxPreps in 2021 ... wore #3 at Sumner for coach Alonzo Ashwood ... ran track and finished fourth in the triple jump at the AAU National Indoor meet in 2022.

**Personal:** Born Oct. 6, 2004 ... enrolled at Clemson in January 2023 ... sports communication major ... name pronounced "KYE-linn."

### WEBB CAREER STATS

Year	G-S	Snaps	Hit	Ast	Tot	TFL	Sacks	Int	QB	PBU	CF-RF
2023	3-0	0	0	0	0	0-0	0-0	0-0	0	0	0-0



## ANTONIO WILLIAMS

WR • 5-11 • 195 • \*SO. • 2VL  
IRMO, S.C.  
DUTCH FORK HS

TIGERS

0

Enters 2024 credited with 828 yards and six touchdowns on 78 receptions and five rushes for eight yards in 851 career snaps over 19 games (14 starts) ... also credited with 18 career punt returns for 143 yards ... had a breakout debut campaign in 2022, earning Freshman All-America honors after leading the Tigers in both receptions and receiving yards in his first semester on campus.

**2023:** Limited by various injuries to only four games in the regular season, triggering a mid-career redshirt ... posted 22 receptions for 224 yards with two touchdowns and three punt returns for 14 yards over 132 snaps in five games (four starts) ... recorded team highs with seven receptions and 56 receiving yards at Duke ... caught five passes for 65 yards with two touchdowns vs. Charleston Southern, the first multi-touchdown game of his career and the first by a Clemson pass catcher since tight end Davis Allen caught two touchdown passes at Wake Forest in 2022 ... gained 25 yards on three receptions and returned a punt 11 yards vs. Florida Atlantic ... returned to action at Miami (Fla.) after missing three games and caught two passes for 47 yards against the Hurricanes ... fought through injury to return for the Gator Bowl and caught five passes for 32 yards against Kentucky including a key 16-yard gain on 3rd-and-18 on Clemson's game-winning drive.

**2022:** Earned first-team Freshman All-American recognition from ESPN, On3 and Pro Football Focus ... also garnered second-team Freshman All-America honors from The Athletic ... caught 56 passes for 604 yards with four touchdowns in 690 offensive snaps over 14 games (10 starts) ... also rushed five times for eight yards, returned 15 punts for 129 yards, completed a six-yard pass and had a 26-yard kick return ... his 10 starts were the most by a Clemson freshman receiver since Hunter Renfrow's redshirt freshman season (10 in 2015) and the most by a true freshman receiver at Clemson since Sammy Watkins (10 in 2011) ... became the first true freshman to lead Clemson in receiving yards since Justyn Ross in 2018 and the first to lead in receptions since Artavis Scott in 2014 ... All-ACC Academic Team selection ... gained 37 yards on a team-high-tying four receptions at Georgia Tech ... caught three passes for 39 yards vs. Furman ... recorded a team-high 57 yards on two receptions vs. Louisiana Tech, including his first career touchdown reception on a 19-yard pass from DJ Uiagalelei ... made first career start at No. 21 Wake Forest, catching three passes for 51 yards and recording a 26-yard kickoff return as an upback ... posted a team-high five receptions vs. No. 10 NC State, gaining 45 yards ... once again led the team in receptions at Boston College, catching five passes for

29 yards and sharing team special teams player of the game honors with a 20-yard punt return ... recorded 76 yards on two receptions including a 59-yard touchdown at Florida State, Clemson's longest touchdown pass since the 2020 ACC Championship Game against Notre Dame ... gained 30 yards on a team-high five receptions and a career-long 18-yard punt return vs. No. 14 Syracuse ... caught four passes for 26 yards at Notre Dame ... tied a Clemson single-game freshman record with 10 receptions vs. Louisville for 83 yards and a touchdown ... tied the Clemson single-game freshman record shared by Sammy Watkins (2011 vs. Auburn) and Artavis Scott (2014 vs. Louisville and Boston College) with that performance ... also completed a six-yard pass to DJ Uiagalelei against Louisville and averaged 12.5 yards on two punt returns to earn team special teams player of the week ... caught five passes for 39 yards and averaged 9.0 yards on four punt returns vs. Miami (Fla.) ... posted two catches for 11 yards and had a career-long 23-yard punt return among his three returns vs. South Carolina ... gained 40 yards on three receptions vs. No. 24 North Carolina ... caught three passes for 41 yards in the Orange Bowl vs. No. 6 Tennessee.

**Before Clemson:** Highly regarded wide receiver from Dutch Fork High School, where he was rated as a top-100 player nationally by multiple outlets ... Rivals.com ranked him as the nation's No. 74 overall prospect, including ranking him as the nation's No. 34 receiver and the fifth-best prospect in the state ... ESPN ranked him as the No. 83 overall player in the nation, the ninth-best receiver and the third-best player in South Carolina ... ranked No. 60 by 247Sports, which listed him as the nation's sixth-best receiver and third-best player in South Carolina ... ranked No. 158 overall in the nation by PrepStar, which also ranked him as the 23rd-best receiver and fifth-best player in South Carolina ... On3 Sports ranked him as the nation's No. 137 overall prospect, 19th-best among receivers and the fourth-best in South Carolina ... selected to the Under Armour All-America Game in Orlando ... played on three state championship teams at Dutch Fork ... lost only one game in his high school career ... helped Dutch Fork reach the 2021 state championship game and finish with a 12-1 record ... had 137 career catches for 2,458 yards and 23 touchdowns ... also had 20 career rushes for 241 yards (12.0 avg.) and a touchdown ... also an outstanding punt returner who averaged 26.2 yards on 29 career returns ... had 85 catches for 1,625 yards (including 10 100-yard receiving games) and 15 scores as well as 16 carries for 195 rushing yards in 2021 ... added 12 punt returns for 365 yards, an incredible 30.4-yard average ... had at least one touchdown in every game and scored 20 total touchdowns ... had an 87-yard punt return for a score against Chapin, finishing the game with 120 receiving yards and 192 punt return yards ... had 183 yards and three touchdowns on six catches vs. Spartanburg ... had a game-ending interception against Fort Dorchester in a 5A playoff game ... caught 12 passes for 155 yards in the state championship game against Gaffney in his final high school game ... had 51 catches for 837 yards and eight touchdowns and 17 punt returns for a 23.2-yard average in 2020 ... had 10 catches for 196 yards and two touchdowns against River Bluff that year, also posting 126 receiving yards on seven catches against Spring Valley and six catches for 103 yards vs. South Pointe ... coached by Tom Knotts at Dutch Fork ... enrolled at Clemson in summer of 2022 ... committed to Clemson on Dec. 9, 2021.

**Personal:** Parks, recreation and tourism management major ... born July 14, 2004, the same day as fellow 2022 signee wide receiver Adam Randall.

### A. WILLIAMS CAREER STATS

Year	G-S	Snaps	Rec	Yds	Avg	TD	LG	Car	Yds	TD	PR
2022	14-10	690	56	604	10.8	4	59	5	8	0	15-129
2023	5-4	161	22	224	10.2	2	33	0	0	0	3-14
Totals	19-14	851	78	828	10.6	6	59	5	8	0	18-143

# VETERAN BIOS



## TRÉ WILLIAMS

DT • 6-2 • 305 • \*SR. • 3VL  
WINDSOR, CONN.  
ST. JOHN'S COLLEGE (D.C.) HS

TIGERS

8

Has 26 tackles (7.0 for loss), 2.0 sacks and a fumble recovery over 422 defensive snaps in 30 career games (one start).

**2023:** Took a mid-career injury redshirt after spending most of the season recuperating from shoulder surgery ... credited with one tackle (0.5 for loss) in 23 snaps over five games ... made season debut at NC State ... made one tackle at South Carolina.

**2022:** Had eight tackles (1.5 for loss), a sack and a fumble recovery in 142 defensive snaps over 12 games ... split a tackle for loss at Georgia Tech ... contributed a career-high four tackles and a sack at Boston College ... had his first career fumble recovery vs. Miami (Fla.).

**2021:** Battled through injuries to his foot and both shoulders to play 243 snaps over 11 games (one start) and finish the year with 13 tackles (4.0 for loss) and one sack ... had three tackles (0.5 for loss) vs. Georgia Tech ... had two tackles with a half-sack vs. Boston College ... notched another half-sack at Syracuse ... contributed three tackles (one for loss) at No. 23 Pitt ... recorded a half-sack vs. UConn, his home-state team.

**2020:** Played 14 snaps over two games prior to a season-ending injury ... made debut at Wake Forest ... contributed four tackles (one for loss) at Georgia Tech.

**Before Clemson:** Played 2018 and 2019 seasons for Joe Casamento at St. John's College High School ... helped St. John's College High School go 9-1 in 2018 and rank 20th in the nation (second in the Washington, D.C. area) by MaxPreps ... named to the MaxPreps Junior All-American team ... helped team to 9-1 record in 2018 and top-20 national rank as a starting defensive tackle ... during early signing period, ranked as the No. 39 overall player in the nation by ESPN.com, which also listed him as the fourth-best defensive tackle and third-best player in Maryland ... 247Sports ranked Williams as the 57th-best player in the nation, the seventh-best defensive tackle and third-best player in Washington, D.C. as a senior ... PrepStar ranked Williams as No. 67 player in the nation, fourth-best defensive tackle and third-best player in Washington, D.C. as a senior ... Rivals listed him as the No. 206 overall player in the nation, 16th-best defensive tackle and third-best player in Washington D.C area ... selected to participate in the Under Armour All-America Game ... recruited to Clemson by Mike Reed and Todd Bates.

**Personal:** Born Oct. 22, 2001 ... sociology major ... completed a microinternship with Di Prizito Real Estate Group in Beverly Hills, Calif. in spring 2024 ... enrolled at Clemson in June 2020.

### T. WILLIAMS CAREER STATS

Year	G-S	Snaps	Hit	Asst	Tot	TFL	Sacks	Int	QP	PBU	CF-RF
2020	2-0	14	3	1	4	1-3	0-0	0-0	0	0	0-0
2021	11-1	243	5	8	13	4-15	1-10	0-0	7	0	0-0
2022	12-0	142	4	4	8	1.5-9	1-7	0-0	1	0	0-1
2023	5-0	23	1	0	1	0.5-3	0-0	0-0	0	0	0-0
Totals	30-1	422	13	13	26	7-30	2-17	0-0	8	0	0-1



## WADE WOODAZ

LB • 6-3 • 230 • JR. • 2VL  
TAMPA, FLA.  
JESUIT HS

TIGERS

17

Defensive weapon whose versatility has led to his usage at both linebacker and safety ... enters 2024 credited with 51 tackles (11.5 for loss), 5.5 sacks, three pass breakups, two interceptions (including one returned for a

touchdown), a forced fumble, a fumble recovery and a blocked punt in 537 snaps from scrimmage over 27 games (six starts) since his arrival in 2022.

**2023:** Had 31 tackles (6.0 for loss), 4.0 sacks, two interceptions (returned a combined 94 yards with one touchdown) and a fumble recovery in 357 snaps over 13 games (five starts) ... All-ACC Academic Team selection ... recorded three tackles and recovered a muffed punt at Duke ... contributed two tackles and returned his first career interception 35 yards for a touchdown vs. Charleston Southern ... shared defensive player of the game honors after posting five tackles and an interception he returned 59 yards vs. Florida Atlantic, becoming the first Clemson linebacker with a pick in back-to-back games since Isaiah Simmons during his Butkus Award-winning 2019 campaign ... added two tackles at Syracuse ... collected a career-high two sacks on his two tackles vs. Wake Forest ... posted three tackles (one for loss) at Miami (Fla.) ... notched two tackles (one for loss) with a sack at NC State ... made four tackles vs. No. 12 Notre Dame ... recorded a sack among his two tackles (one for loss) and recovered an onside kick attempt vs. Georgia Tech, sharing special teams player of the game ... added two tackles vs. No. 20 North Carolina ... posted four tackles (one for loss) in the Gator Bowl vs. Kentucky.

**2022:** Credited with 20 tackles (5.5 for loss), 1.5 sacks, three pass breakups, a forced fumble and a blocked punt in 180 snaps from scrimmage over 14 games (one start) ... All-ACC Academic Team selection ... ACC Honor Roll selection ... blocked a punt in his collegiate debut at Georgia Tech and shared team special teams player of the game honors for that contest as Clemson produced two punt blocks in a game for the first time since 2007 ... posted three tackles (0.5 for loss) and a pass breakup vs. Louisiana Tech ... made one tackle at No. 21 Wake Forest ... contributed two tackles at Boston College ... added a tackle for loss vs. No. 14 Syracuse ... collected his first career sack and forced fumble amid his three tackles (1.5 for loss) vs. Louisville ... made two tackles (0.5 for loss) vs. South Carolina ... registered five tackles and a pass breakup vs. No. 24 North Carolina in a game he started at safety ... assumed the role as the team's primary SAM linebacker in the Orange Bowl vs. No. 6 Tennessee, collecting two tackles (both for loss) and a pass breakup.

**Before Clemson:** Active linebacker who is one of the leaders of Tampa's Jesuit High team that ranked 11th in the nation according to MaxPreps ... captain of Jesuit squad that went 15-0 and won the school's first state title since 1968 ... Jesuit was 38-2 over his last three years: 12-2 in 2019, 11-0 in 2020 and 15-0 in 2021 ... finished career with 216 tackles, including 107 first hits and 109 assists ... had 10 tackles for loss, five caused fumbles, two recovered fumbles, two blocked kicks and two fumble recoveries ... in 2021, posted 82 tackles, including seven tackles for loss, four caused fumbles, a blocked kick and two interceptions ... had 84 tackles in just 11 games as a junior in 2020 ... had three double-figure tackle games, including a season-high 13 vs. Bishop Moore ... had 11 tackles and three passes broken up against Clearwater ... had 50 tackles as a sophomore in 2019, including a season-high 10 vs. Northeastern ... coached by Matt Thompson at Jesuit High School ... enrolled in summer of 2022.

**Personal:** Marketing major ... two-time All-ACC Academic Team honoree (2022-23) ... born Feb. 4, 2004 ... brother of fellow linebacker Drew Woodaz, who signed with Clemson as part of its 2024 recruiting class ... his sister, Haley, played soccer at Jacksonville ... participated in P.A.W. Journey's service trip to South Africa in spring 2024.

### W. WOODAZ CAREER STATS

Year	G-S	Snaps	Hit	Asst	Tot	TFL	Sacks	Int	QP	PBU	CF-RF
2022	14-1	180	12	8	20	5.5-24	1.5-14	0-0	0	3	1-0
2023	13-5	357	24	7	31	6-17	4-14	2-94	2	0	0-1
Totals	27-6	537	36	15	51	11.5-41	5.5-28	2-94	2	3	1-1



## PETER WOODS

DL • 6-2 • 315 • SO. • 1VL  
ALABASTER, ALA.  
THOMPSON HS

TIGERS

11

Freshman All-American in 2023 who had 27 tackles (2.5 for loss) and a forced fumble in 307 snaps over 12 games (two starts) ... ESPN's No. 9 overall prospect for 2023 after winning four straight state titles in Alabama.

**2023:** Named as a Freshman All-American by 247Sports, the FWAA, On3, College Football News and College Football Network ... PFF All-Freshman Team selection ... named Freshman Interior Defender of the Year by College Football Network ... Midseason Freshman All-American per 247Sports ... credited with 27 tackles (2.5 for loss) and a forced fumble in 307 snaps over 12 games (two starts) ... also credited by the coaching staff with 10 quarterback pressures, the most of any Clemson defensive tackle ... made collegiate debut at Duke ... added three tackles (one for loss) vs. Charleston Southern ... made one tackle vs. Florida Atlantic ... contributed one tackle vs. No. 4 Florida State ... made one tackle at Syracuse ... collected four tackles vs. Wake Forest ... had three tackles at Miami (Fla.) ... had four tackles vs. No. 12 Notre Dame ... had two tackles (one for loss) vs. Georgia Tech ... had two tackles and his first career forced fumble vs. No. 20 North Carolina ... split a tackle for loss at South Carolina.

**Before Clemson:** Led Thompson to four straight 7A State Championships (2019-22), first team in Alabama to win four straight state titles since Hoover in the early 2000s ... team compiled a 50-5 record in his four years ... 2022 MaxPreps first-team All-American and Alabama Player of the Year ... 2022 Alabama Class 7A Lineman of the Year and Super All-State honoree ... finished his high school career with 260 tackles, 72 tackles for loss and 29.5 sacks ... recorded 90 tackles, 23 tackles for loss and eight sacks as a senior despite being double-teamed the entire season ... notched eight tackles (including three for loss) in state championship win over Auburn ... had eight tackles and two sacks in state semifinal against Hoover ... posted four tackles for loss each against Hewitt-Trussville and Vestavia Hills ... as a junior in 2021, credited with 92 tackles, 26 tackles for loss and 11 sacks ... had career high five tackles for loss vs. Hoover in 2021 ... notched 12 tackles, a fumble recovery and a 45-yard interception return for the lone touchdown of his career against Vestavia Hills ... had 11 sacks for the year in 11 different games ... had 30 tackles, eight tackles for loss and 3.5 sacks in 2020 despite being limited by injury to only four games ... posted at least one tackle for loss in every game that year ... totaled 54 tackles, 15 tackles for loss and seven sacks as a freshman, including four tackles for loss against Florence ... invited to All-America Classic in Orlando ... earned Most Valuable Player honors in the Alabama vs. Mississippi All-Star Game, leading Alabama team with eight tackles, including seven tackles for loss with two sacks ... ranked by ESPN.com as one of the nation's top 10 players regardless of position by ESPN, the highest ranking of any member of Clemson's 2023 recruiting class (No. 9 overall) ... ranked 14th in Sports Illustrated's SI99 for 2023 ... ranked No. 59 overall player by 247Sports ... ranked No. 48 overall player by On3 ... ranked No. 54 overall by Rivals, which listed him as a five-star prospect.


**Personal:** Born March 5, 2005 ... enrolled at Clemson in January 2023 ... sports communication major ... completed a microinternship with SpringHill Company/Uninterrupted in spring 2024.

### WOODS CAREER STATS

Year	G-S	Snaps	Hit	Asst	Tot	TFL	Sacks	Int	QP	PBU	CF-RF
2023	12-2	307	19	8	27	2.5-3	0-0	0-0	10	0	1-0



# ROOKIE BIOS



**ETHAN  
ANDERSON**

QB • 6-2 • 180 • FR. • HS  
GREENVILLE, S.C.  
J.L. MANN HS

TIGERS

16

Lettered at J.L. Mann High School ... named Region 1-5A Offensive Player of the Year in 2023 ... accrued 3,172 passing yards and 42 touchdowns as a senior, helping his team to an 11-3 record and a playoff berth ... passed for 338 yards and three touchdowns in a one-point playoff loss to the eventual state champions ... threw for 2,273 yards as a junior ... elected to walk on at Clemson over offers at the FCS and Division II levels.

**Personal:** Born July 3, 2006 ... majoring in health science.



**CHRISTIAN  
BENTANCUR**


TE • 6-5 • 235 • FR. • HS  
LAKEMOOR, ILL.  
MARIAN CENTRAL CATHOLIC HS

TIGERS

87

Rated as a consensus top 125 player nationally by 247Sports, ESPN, On3, Rivals and PrepStar ... rated as the No. 58 overall player in the nation, third-best player in Illinois and third-best tight end in the nation by PrepStar ... ranked by On3 as the No. 85 player in the nation and as the sixth-best tight end and fourth-best player in Illinois ... Rivals ranked him as the nation's No. 100 overall player, fifth-best tight end and fourth-best player in Illinois ... listed as 247Sports' No. 116 overall player and as the service's eighth-best tight end and fourth-best prospect in Illinois ... rated as ESPN's No. 124 overall player, third-best tight end in the nation and third-best player in Illinois ... finished his career with 231 receptions for 3,867 yards and 51 touchdowns ... finished in the top five in Illinois high school history in receiving yards (second), receiving touchdowns (third) and receptions (fifth) ... as a senior, recorded 21 receptions in a single game against Wheaton Academy and five touchdowns in one game against Christ The King; those were the second-best single game figures in each category in Illinois high school history ... earned conference player of the year as a senior ... two-year team captain and three-time all-area selection ... earned all-state honors from multiple services during his junior and senior seasons ... 2023 Northwest Herald Player of the Year ... played for Liam Kirwan at Marian Central Catholic High School ... also an outstanding basketball player who became the first high school athlete in Illinois history to catch 200 passes in football and score 2,000 points in basketball.

**Personal:** Born Sept. 18, 2005 ... named to honor roll every year during his high school career ... committed to Clemson on Jan. 13, 2023 ... enrolled at Clemson in summer 2024 ... name pronounced "BENT-tin-curr."




**WILLIAM  
BOUTON**

LB • 6-0 • 220 • FR. • HS  
GREENVILLE, S.C.  
GREENVILLE SENIOR HS

TIGERS

52

Lettered multiple times at Greenville Senior High School ... credited with 127 tackles, 12.5 tackles for loss, two fumble recoveries and an interception across the 2021, 2022 and 2023 seasons.



**SAMMY  
BROWN**

LB • 6-2 • 235 • FR. • HS  
COMMERCE, GA.  
JEFFERSON HS

TIGERS

47

Coveted prospect who was a consensus top 30 player nationally according to 247Sports, ESPN, On3, Rivals and PrepStar ... named the nation's top all-around athlete by MaxPreps for his success in football, wrestling and track, joining a list of previous award-winners that includes Patrick Mahomes, Kyler Murray and Derrick Henry ... named as the No. 1 "Freak Athlete" in the nation by 247Sports ... received the 2023 High School Butkus Award, presented each year to the top high school linebacker in the nation ... selected to play in the All-American Bowl on NBC and was named as one of six finalists for the organization's Player of the Year award ... won the All-American Bowl's Defensive Player of the Year award ... consensus five-star prospect ... listed by ESPN as the nation's top linebacker, the third-best player in Georgia and the No. 12 overall prospect in America ... also listed as 247Sports' No. 12 overall player as well as its second-best linebacker and second-best player in Georgia ... ranked No. 18 overall by On3 as well as the second-best linebacker and second-best player in Georgia ... listed by Rivals as the nation's No. 28 overall player as well as its third-best linebacker and sixth-best player in Georgia ... ranked 12th in the nation by PrepStar, which listed him as the top linebacker in the nation and second-best player in Georgia ... named to the Atlanta Journal-Constitution Super 11 Team ... all-state selection each of his last three seasons ... named as Georgia 5A Defensive Player of the Year in 2022 ... won Mr. Football in Georgia for 2023 from Georgia Public Television ... had outstanding numbers as a running back, rushing for 2,289 yards and 36 touchdowns in 2023 ... averaged an incredible 9.0 yards per rush and 163.5 yards per game while posting 11 games with 100-plus rushing yards in 2023 ... scored 40 touchdowns overall ... his 2,289 rushing yards were fourth-most in the state and were the 46th-most in a single season in Georgia high school history ... his 36 rushing touchdowns that season also ranked 29th all-time in Georgia, giving him 82 career rushing touchdowns (21st all-time in state annals) ... amassed 153 tackles, 12 tackles for loss, three blocked kicks and two interceptions defensively ... as a punter, averaged 44.5 yards on 36 punts with 15 downed inside the 20 ... rushed 181 times for 1,449 yards with 21 touchdowns as a junior ... averaged 13 yards per carry as a sophomore with 753 yards on 58 carries ... finished his prep career with 494 carries for 4,491 yards and 68 rushing touchdowns ... recorded 100-yard rushing games in 23 of his 32 career games ... also added 24 receptions for 460 yards and seven touchdowns, giving him 5,022 yards from scrimmage for his career (157 yards per game) ... led his team to a 13-1 season, a Region Championship and the 5A state semifinals as one of the top two-way players in the nation ... named as a first-team All-American by MaxPreps ... played for Travis Noland at Jefferson ... outstanding wrestler who compiled a 88-5 record and won back-to-back state championships ... was 34-2 as a wrestler as a junior ... clocked at 10.7 in the 100 meters and has long jumped 23'3" ... was a 4.0 student.



**HEVIN  
BROWN-SHULER**


DT • 6-5 • 290 • FR. • HS  
ATLANTA, GA.  
PACE ACADEMY

TIGERS

42

Selected to the All-American Bowl on NBC ... four-star recruit who is a member of both the Rivals250 and the ESPN300 ... four-time all-region and all-state honoree ... one of five finalists for All-American Bowl Man of the Year ... ranked by Rivals as the nation's No. 134 overall player and the country's sixth-best defensive tackle ... listed by ESPN as the No. 260 player in the nation and 16th-best at his position ... ranked as No. 288 overall player in the nation by PrepStar ... four-year starter at Pace Academy, where he recorded 86 total tackles (42 solo), 12 tackles for loss and 4.5 of which as a senior in 2023 ... was a preseason All-State selection by the Atlanta Touchdown Club, which had not named its postseason team as of the early signing period ... was a two-year team captain ... first-team all-state selection in each of his final two seasons ... 4A all-state selection by 11Alive News as a senior ... four-time all-region honoree ... named as a first-team Freshman All-American by MaxPreps in 2020 ... played for Nick Bach at Pace Academy ... also threw shot put on the track team.

**Personal:** Born Oct. 17, 2005 ... committed to Clemson April 22, 2023 ... enrolled at Clemson in summer 2024 ... communication major ... name pronounced "HEV-inn."



**CHASE  
BYRD**

WR • 5-11 • 180 • FR. • HS  
GREENVILLE, S.C.  
GREER HS

TIGERS

29

Recorded 43 receptions, 683 yards and 11 touchdowns as a senior ... earned all-state honors for Class 4A as an athlete ... also collected 2-AAAA All-Region honors ... finished his senior season with 1,190 all-purpose yards ... All-Greer Area honoree by the Greer Citizen ... also contributed six tackles, three tackles for loss and two interceptions in one game on defense ... helped Greer earn the Region 2-AAAA title and the No. 1 seed for the state playoffs ... selected to play in the Touchstone Energy Cooperative Bowl (North/South All-Star Game) ... coached at Greer by Will Young, a former Clemson offensive lineman from 1992-95 who is also the uncle of fellow Class of 2024 addition Watson Young.

**Personal:** Born April 10, 2006 ... announced intention to attend Clemson as a preferred walk-on on Dec. 4, 2023 ... opted to walk on at Clemson over scholarship offers from Maryland, Columbia, Yale and others ... enrolled at Clemson in January 2024 ... agribusiness major ... completed a microinternship at National Football League headquarters in spring 2024.

# ROOKIE BIOS



## DOMINIC CARDONE


OL • 6-9 • 380 • \*SO. • HS  
GREER, S.C.  
RIVERSIDE HS

TIGERS

63

Joined Clemson as a walk-on in the 2024 offseason ... lettered at Riverside High School ... scored a touchdown on a one-yard run against Southside in his senior season in 2021.

**Personal:** Management major ... participated in P.A.W. Journey's service trip to South Africa in spring 2024 ... born Oct. 6, 2003.



## NOAH DIXON

S • 6-1 • 190 • FR. • HS  
LA GRANGE, GA.  
TROUP COUNTY HS

TIGERS

27

Selected to both the Rivals 250 and the ESPN300 ... four-star prospect listed by Rivals as its No. 146 overall player in the nation and its 11th-best safety and 22nd-best player in Georgia ... ranked No. 259 nationally by ESPN, which ranked him as the 27th-best safety in the nation and 35th-best player in Georgia ... ranked No. 272 in the nation by PrepStar, which listed him as the 30th-best safety in the nation and a top 30 player in Georgia ... helped Troup County to a 9-3 record in 2023 ... All-Region 4A selection as a junior and senior ... named as a permanent team captain as a senior ... Region 4A Athlete of the Year as a senior ... named to 2023 Scout Smart All-Academic Team on defense ... named to the Touchdown Club of Atlanta's preseason all-star team ... contributed in a multitude of ways in 2023, scoring 14 touchdowns — eight as a receiver, five as a running back and one on an 87-yard kickoff return ... had 24 catches for 490 yards (21.0 yards per catch) and eight scores as a senior ... had 178 rushing yards on 22 carries (8.1 yards per carry) and four rushing touchdowns ... had 34 tackles on defense ... 4A all-state selection by 11Alive News ... honorable mention all-state selection as a junior according to the Atlanta Journal-Constitution and the Georgia High School Football Daily ... as a junior, posted 18 catches for 248 receiving yards and three scores ... had career-high 40 tackles on defense in 2022 ... as a sophomore, recorded 112 receiving yards on three catches and added 25 tackles ... finished prep career with 44 receptions for 843 yards (an impressive 19.2 yards per catch) and 12 receiving touchdowns, as well as 99 career tackles ... recorded 18 career touchdowns in 28 games, including 14 touchdowns in just 11 games as a senior ... played for Tanner Glisson at Troup County.

**Personal:** Born March 9, 2006 ... committed Jan. 30, 2023 ... enrolled at Clemson in January 2024 ... communication major.



## DAVID EZIUMUME

RB • 6-1 • 210 • FR. • HS  
ACWORTH, GA.  
NORTH COBB HS

TIGERS

24

Ranked by Rivals as its No. 248 overall player in the nation as well as the fifth-best running back in the nation and 32nd-best player in Georgia ... ranked by On3 as the No. 254 overall player in the nation and as the country's 17th-best running back ... ranked as the No. 290

player in the nation by PrepStar, which listed him as the nation's No. 19 running back and the No. 34 best player in Georgia ... was on pace for an outstanding senior season before it was cut short by injury ... led the state of Georgia in rushing through six games with 1,155 yards, including consecutive games of 205, 268 and 326 rushing yards early in the season ... posted his 268-yard day against Milton, the eighth-ranked team in the state ... his career-best 326-yard effort included 27 carries and four touchdowns against Robinson; was named the Georgia Player of the Week by Georgia High School Football Daily in leading North Cobb to a 42-27 upset victory ... earned all-district honors despite playing only six games ... selected as a 2023 team captain ... finished his senior year with 14 touchdowns and a 7.7-yard-per-carry average in six games ... also added 250 yards receiving out of the backfield ... was second-team all-region as a junior when he had 700 yards rushing and 500 yards receiving and scored 20 touchdowns ... played running back, tight end and receiver as a junior, helping North Cobb to a 9-3 record and No. 7 ranking in the state by MaxPreps ... burst onto the scene in the 2022 state playoffs when he had three rushes for 180 yards in one game ... shared the backfield in 2021 and 2022 with Benjamin Hall, who went on to play at Michigan ... helped team to a 10-2 record and a No. 6 state ranking as a sophomore ... played for Shane Queen at North Cobb ... also competed in track, posting a personal best of 10.84 in the 100-meter and 22.23 in the 200-meter in competition ... recorded a personal-best 19'7" long jump.

**Personal:** Born March 1, 2006 ... committed to Clemson on his 17th birthday, March 1, 2023 ... enrolled at Clemson in January 2024 ... pre-business major ... completed a microinternship with Google in spring 2024 ... though initially pronounced "ee-ZOMM-moo-may" throughout his youth, his family clarified in 2024 the pronunciation is "EH-zee-yo-MOO-may."



## TAVOY FEAGIN

CB • 6-0 • 175 • FR. • HS  
TAMPA, FLA.  
CARROLLWOOD DAY SCHOOL

TIGERS

6

Ranked by Rivals as No. 173 player in the nation as well as the nation's 22nd-best cornerback and 28th-best player in Florida ... ranked No. 248 nationally by ESPN, which listed him as the 22nd-best cornerback and 33rd-best in state of Florida ... ranked as No. 258 overall player in the nation by PrepStar, which ranked him as the nation's 27th-best cornerback and 37th-best player in Florida ... selected to the Under Armour All-America Game ... tied for fourth in the state of Florida with eight interceptions in 2023 ... recorded 22 tackles despite teams often avoiding his side of the field ... added 21 tackles in 2022 and 34 in 2021 ... had six pass breakups, one forced fumble and an interception as a sophomore ... finished with 22 career passes defended ... played for Marshall McDuffie at Carrollwood Day ... also played basketball his sophomore year and averaged eight points per game ... ran the 100- and 200-meters in track.

**Personal:** Born Aug. 13, 2005 ... committed to Clemson Nov. 20, 2022 ... enrolled at Clemson in January 2024 ... studying sports communication ... his father, Michael Feagin, played at Alabama in 1995 and 1996 when Dabo Swinney was a graduate assistant coach ... last name pronounced "FAY-ghen."



## PARKER FULGHUM

WR • 6-1 • 190 • FR. • HS  
SHREVEPORT, ALA.  
EVANGEL CHRISTIAN ACADEMY

TIGERS

13

Lettered at Evangel Christian Academy ... four-year starter credited with 253 catches for 4,233 yards and 45 touchdowns across the 2020-23 seasons ... recorded more than 1,400 yards as a senior, averaging 20.5 yards per catch ... scored 17 touchdowns in helping lead his team to a second place finish in 4A District I ... three-time all-state selection ... chose to walk on at Clemson over a preferred walk-on opportunity at LSU and scholarship offers from Grambling State, Nicholls and Northwestern State.

**Personal:** Born June 21, 2005 ... pre-business major ... son of former LSU quarterback Josh Booty ... his father was selected in both the MLB Draft (fifth-round pick by the Florida Marlins in 1994) and the NFL Draft (sixth-round pick by the Seattle Seahawks in 2001) ... nephew of former USC quarterback John David Booty and cousin of Oklahoma/Louisiana-Monroe quarterback General Booty ... last name pronounced "FULL-juhm."



## CORIAN GIPSON

CB • 6-1 • 180 • FR. • HS  
FORT WORTH, TEXAS  
LANCASTER HS

TIGERS

12

Consensus four-star prospect ranked among the nation's top 100 players according to On3, Rivals, ESPN and PrepStar ... ranked by On3 as the nation's No. 51 overall player, its fifth-best cornerback and 12th-best player in Texas ... PrepStar ranked him as the No. 70 overall player in the nation, No. 12 in Texas and No. 7 among cornerbacks nationally ... ranked No. 72 nationally by Rivals, which ranked him as the ninth-best cornerback in the nation and the 12th-best player in Texas ... listed by ESPN as its No. 97 overall player, its fifth-best cornerback and the 16th-best player in Texas ... listed by 247Sports at No. 170 overall, 15th-best among cornerbacks and the 27th-best in Texas ... rated by Dave Campbell's Texas Football as the second-best cornerback in Texas and the 13th-best player in Texas overall ... selected to the Under Armour All-America Game ... ranked as the fourth-best player in the Dallas-Fort Worth Metroplex by The Dallas Morning News ... had two interceptions and 16 total passes breakups as a senior in helping his team to a 9-6 record and a playoff berth ... served as a team captain ... helped team to a 9-3 record as a junior and helped his unit hold opponents to 15.2 points per game and lead Class 5A in Texas in total defense ... helped Lancaster to a 10-2 record in 2021 ... part of a Lancaster program that went 38-12 over his four years ... played for Leon Paul at Lancaster ... also ran track and has been clocked at 10.62 in the 100 meters ... member of 4x200 relay team that finished second in the state his sophomore year.

**Personal:** Born June 25, 2006 ... committed to Clemson July 22, 2023 ... played his high school career fewer than 30 miles away from Bryant Wesco Jr., a fellow Clemson class of 2024 signee ... enrolled at Clemson in January 2024 ... sports communication major ... name pronounced "CORE-ee-ehn."



# ROOKIE BIOS



**ASHTON HAMPTON**


CB • 6-2 • 190 • FR. • HS  
TALLAHASSEE, FLA.  
FLORIDA STATE UNIVERSITY HS

TIGERS

23

Ranked by On3 at No. 22 in its "athlete" designation ... All-Southeast Region selection by PrepStar ... helped Florida State University High School to a 10-3 record in 2023 ... earned All-Big Bend honors from the Tallahassee Democrat on both sides of the ball, earning a first-team selection at wide receiver in addition to a first-team selection and All-Big Bend Defensive Player of the Year honors as a defensive back ... outstanding defensive back and receiver who finished his high school career with 115 receptions for 1,797 yards and 21 touchdowns ... posted at least one reception in 39 of his 43 career games, including 28 straight over his last two seasons ... averaged 15.6 yards per catch for his career ... recorded 92 career tackles, 10 tackles for loss and six interceptions over his 43 games ... in 2023, accrued 53 receptions for 873 yards and 10 touchdowns in 13 games on offense while adding 64 tackles, three tackles for loss, three interceptions and nine passes defended on defense ... recorded three 100-yard receiving games in 2023, including one game with six catches for 163 yards ... selected as a team captain ... as a junior in 2022, notched 35 catches for 696 yards, a career-best 19.9 yards per catch, with nine touchdowns on offense ... added 48 tackles, five tackles for loss, nine passes defended and one interception that season ... had a career-high 71 tackles as a sophomore in 2021 along with 27 catches for 228 yards and two scores on offense ... played for Jarrod Hickman at FSU High School ... also played high school basketball for two years.

**Personal:** Born Jan. 9, 2006 ... committed to Clemson July 15, 2023 ... his father, Alonzo, is the head coach at University of Arkansas at Pine Bluff and was an NFL Europe teammate of Clemson cornerbacks coach Mike Reed with the Frankfurt Galaxy ... enrolled at Clemson in summer 2024 ... pre-business major.



**NOLAN HAUSER**

PK • 6-1 • 180 • FR. • HS  
CORNELIUS, N.C.  
WILLIAM AMOS HOUGH HS


TIGERS

81

Completed his prep career as the national record-holder for career field goals made (66), breaking the record held by Cole Hedlund of Argyle, Texas since 2013 (56) ... finished third in national high school history in kicking points (403) ... rated by 247Sports, On3 and Rivals as the nation's No. 1 kicker ... ranked No. 2 by PrepStar at his position ... went 66-of-81 (81.5 percent) on field goal attempts with a career long of 53 in 51 career games ... made 205-of-211 career PATs including 104 of his last 105 ... produced 198 touchbacks on 270 career kick-offs including 59 touchbacks on 69 kickoffs in 2023 ... three-time All-American who was also a four-time first-team all-state honoree by the Charlotte Observer ... as a freshman in 2020, made 13-of-15 field goals and went 34-for-34 on PATs for 73 total points ... as a sophomore, made 21-of-26 field goals and went 67-for-72 on PATs for a career-high 130 points ... as a junior, made 20-of-22 field goals and 57-of-57 PATs for 117 points ... converted 12-of-15 field goal attempts and went 47-for-48 on PATs for 83 points in his final season at Hough, earning second-team All-American status from MaxPreps ... also punted his last two years, aver-

aging 39.2 yards per punt as a senior ... as a senior, helped Hough to an 11-2 record, including a 7-0 mark in the conference, and was named the team's offensive MVP en route to the squad's No. 7 final ranking in the state ... helped Huskies go 14-1 with a 6-0 conference mark and No. 2 ranking in North Carolina in 2021 ... team was 36-6 with an 18-1 conference mark over his last three years of high school ... 2023 team captain ... played for DeShawn Baker at Hough ... played for North Carolina in the Shrine Bowl on Dec. 16, 2023.

**Personal:** Son of two Clemson graduates and former Clemson student-athletes ... his mother, Sheri Hauser (née Bueter), was an All-American soccer player at Clemson from 1994-97 and helped the first four teams in Clemson history finish in the top 13 in the nation ... Bueter still holds the Clemson record for career assists with 40 ... his father, Scott Hauser, played baseball at Clemson in 1996 and 1997 and was 6-2 as a pitcher on Clemson's College World Series team of 1996 ... his sister, Ella Hauser, was a letter-winner on Clemson's 2023 women's soccer team that was the first in school history to be among the final four teams in the Women's College Cup ... born June 21, 2005 ... committed to Clemson as the first commit in his class on Nov. 28, 2022 ... enrolled at Clemson in January 2024 ... sports communication major ... completed a microinternship with Segars Realty in Montana in spring 2024 ... last name pronounced "HOO-zer."



**AIDAN HYDRICK**

DL • 6-1 • 220 • FR. • HS  
EADS, TENN.  
BRIARCREST CHRISTIAN SCHOOL

TIGERS

58

Lettered at Briarcrest Christian School ... was an all-region selection for Division 2-AAA in 2023 ... posted eight tackles for loss, three sacks and a forced fumble amid his 27 tackles as a senior before electing to walk on at Clemson.

**Personal:** Born Sept. 28, 2005 ... majoring in general engineering.



**RICARDO JONES**

S • 6-2 • 190 • FR. • HS  
WARNER ROBINS, GA.  
PEACH COUNTY HS


TIGERS

25

Consensus top 200 recruit nationally ... ranked by PrepStar as the No. 106 player in the nation as well as the 15th-best player in Georgia and ninth-best safety in the nation ... ranked by Rivals as the No. 152 overall player in America as well as the 24th-best player in Georgia and the nation's 12th-best safety ... ranked as No. 159 overall player in the nation by 247Sports, which also ranked him as the nation's 12th-best safety and 19th-best player in Georgia ... listed as No. 183 player in the nation by On3, which listed him as the 14th-best safety and 25th-best player in Georgia ... rated No. 192 overall by ESPN, which placed him as the 17th-best safety and 28th-best player in Georgia ... three-time all-region and all-state selection in Georgia ... posted 33 tackles and three interceptions in five games in 2023 ... recorded 37 tackles and five interceptions in 2022 ... collected 41 tackles, seven interceptions for 103 return yards and five tackles for loss as a sophomore ... finished his high school career with 111 tackles, seven tackles for loss and 18 interceptions and 33 passes defended ... also had five fumble recoveries, giving him 23 defensive takeaways in his career ... played some

quarterback in 2023 and threw for 159 yards ... also added eight receptions for 50 yards and a touchdown ... played for Marquis Westbrook at Peach County ... played basketball and averaged 18.5 points a game over three years ... two-time all-region basketball selection who was an all-state selection as a junior ... 2023 Region Player of the Year in basketball who scored more than 700 career points.

**Personal:** Born Oct. 9, 2005 ... recorded a 3.6 high school GPA ... committed to Clemson June 27, 2023 ... enrolled at Clemson in January 2024 ... pre-business major ... completed a microinternship with Banks Construction in spring 2024.



**C.J. KUBAH-TAYLOR**

LB • 6-3 • 230 • FR. • HS  
FREDERICK, MD.  
OUR LADY OF GOOD COUNSEL HS

TIGERS

26

Was a first-team All-WCAC selection in 2023 ... helped Good Counsel to a 10-1 record, a WCAC title and a No. 1 final ranking in the Washington Post Top 20 in 2023 ... credited with 87 total tackles (62 solo), eight tackles for loss, six sacks, three interceptions, eight pass breakups and a forced fumble as a senior in 2023 ... also recovered a fumble in the WCAC championship that set-up the game-winning score against DeMatha and recorded a critical pass breakup on fourth down late in the contest ... transferred to Good Counsel prior to his junior season in 2022 and posted 49 total tackles (41 solo) with three tackles for loss, two sacks, four pass breakups and an interception ... helped the Falcons to an 8-3 record and a No. 6 finish in the DMV metro area that year ... from the same high school as Dorian O'Daniel, a former All-ACC linebacker at Clemson ... played his first two high school seasons at Urbana ... played for Andy Stefanelli at Good Counsel.

**Personal:** Born March 22, 2006 ... committed to Clemson on Dec. 19, 2023, one day prior to the early signing period ... signed in the same class as high school teammate Darien Mayo, giving Clemson at least one pair of teammate signees for the fifth time in seven recruiting cycles across the 2018-24 classes ... enrolled at Clemson in summer 2024 ... communication information systems major ... first half of surname pronounced "KOO-buh."



**DARIEN MAYO**

DE • 6-7 • 250 • FR. • HS  
YORK, PA.  
OUR LADY OF GOOD COUNSEL (MD.) HS

TIGERS

49

Four-star player that ranked among the top 150 players in the nation according to several outlets ... named by Rivals as the No. 105 overall player in the nation as well as the fourth-best player in Maryland and the nation's 10th-best defensive end ... credited as the nation's No. 144 overall player by 247Sports, which ranked him 25th among defensive linemen nationally and fifth among all players in Maryland ... listed as the No. 148 overall player in the nation by PrepStar, which placed him as the fifth-best player in Maryland and 11th-best defensive end in the nation ... rated by On3 as the No. 231 player in the country, the 26th-best defensive end and fourth-best player in Maryland ... was a first-team All-WCAC selection in 2023 ... second-team All-Met honoree from the Washington Post ... helped Good Counsel to a 10-1 record, a WCAC title and a No. 1 final ranking in the Washington Post Top 20 in 2023

# ROOKIE BIOS

... credited with 78 total tackles (54 solo), 25 tackles for loss, 13 sacks and two pass breakups as a senior, earning second-team All-America status from MaxPreps ... had 10 tackles, including three sacks, in his first game of the 2023 season vs. Jones ... helped secure the 2023 conference title for Good Counsel by deflecting a DeMatha pass that resulted in a key interception late in the fourth quarter; also added two sacks and two tackles for loss in the game ... notched 64 tackles (45 solo), 19 tackles for loss, 11 sacks and four pass breakups as a junior in 2022 ... helped the Falcons to an 8-3 record and a No. 6 finish in the DMV metro area that year ... from the same high school as Dorian O'Daniel, a former All-ACC linebacker at Clemson who went on to win a Super Bowl with the Kansas City Chiefs ... played for Andy Stefanelli at Good Counsel.

**Personal:** Born Sept. 28, 2005 ... committed to Clemson June 22, 2023 ... among the tallest football players in Clemson history at 6'7" ... signed in the same class as high school teammate C.J. Kubah-Taylor, giving Clemson at least one pair of teammate signees for the fifth time in seven recruiting cycles across the 2018-24 classes ... enrolled at Clemson in summer 2024 ... parks, recreation and tourism management major ... last name pronounced "MAY-oh."



**WILL  
McCUNE**

P • 6-2 • 225 • SO. • TR  
SUMMERVILLE, S.C.  
ASHLEY RIDGE HS

TIGERS

Started his college career at Charleston Southern, appearing in one game for the Bucs in 2022 ... made one tackle in his lone game appearance against North Carolina A&T that year ... was a three-year letterman at Ashley Ridge as both a kicker and punter ... recorded a career-long 72-yard punt against Cane Bay in the playoffs.

**Personal:** Majoring in political science ... completed a microinternship with AEG Worldwide in Los Angeles in spring 2024 ... last name pronounced "mick-YOON" ... born Oct. 1, 2003.



**T.J.  
MOORE**

WR • 6-3 • 190 • FR. • HS  
KEY WEST, FLA.  
TAMPA CATHOLIC HS

TIGERS

Ranked among the top 100 overall players in the nation by most recruiting services, including PrepStar (No. 13), On3 (No. 33), ESPN (No. 92) and 247Sports (No. 98) at the time of his signing ... shot higher in the rankings after a strong performance at the All-American Bowl and ended up as a five-star recruit by several services ... ranked by PrepStar as the fourth-best receiver in the nation ... listed by On3 as the eighth-best wide receiver in the nation and eighth-best prospect in Florida ... ranked as the nation's No. 17 and No. 19 wide receiver by ESPN and 247Sports, respectively ... ranked as the fifth-best player in Florida by PrepStar ... ESPN listed him as the 12th-best player in Florida, and 247Sports ranked him as the 15th-best player in Florida ... selected to play in the All-American Game on NBC and was named as one of five finalists for the organization's Offensive Player of the Year honor ... named as On3's MVP of All-American Bowl week ... had 100 receiving yards in 12 games over his final two years ... had 92 receptions for 2,293 yards and 30 touchdowns in his junior and senior seasons, averaging 96 receiving yards per game ... as a senior, had 50 catches for 1,272 yards and 17 touchdowns

while averaging 25.4 yards per catch and 106.0 yards per game ... had 170 yards and three touchdowns on four catches in his final game ... had 42 catches for 1,021 yards and 12 touchdowns as a junior, averaging 92.8 yards per game and 24.3 yards per catch ... coached by Jeris McIntyre.

**Personal:** Born April 14, 2006 ... pre-business major ... enrolled in summer 2024 ... his father, Terrance Sr., was a multi-time all-conference wideout at California (Pa.).



**RONAN  
O'CONNELL**

OL • 6-5 • 310 • FR. • HS  
FRANKLIN, TENN.  
PAGE HS

TIGERS

Led Page High School to Tennessee's state championship game in each of his last three seasons ... named all-region all four years of his career and was the Region Player of the Year as a senior ... earned all-state honors in 2023 ... blocked for quarterback Jonathan Palmer, the nephew of former Southern California Heisman Trophy-winner Carson Palmer ... helped Page finish the 2023 season with a 13-2 record and No. 13 ranking in the state of Tennessee ... Page had a 38-7 record over his career ... had 85 pancake blocks as a junior ... listed by Rivals as the eighth-best player in Tennessee ... ranked by ESPN as the 11th-best player in Tennessee ... All-Southeast Region selection by PrepStar, which ranked him as the 11th-best player in Tennessee and 28th-best player at his position ... ranked as the 30th-best player in Tennessee by On3 ... played for Charles Rathbone at Page ... outstanding wrestler who finished second in the state in 285-pound division as a junior.

**Personal:** Born April 26, 2006 ... committed to Clemson July 4, 2023 ... enrolled at Clemson in January 2024 ... pre-business major.




**JOSEPH  
ROBERTO II**

LB • 6-2 • 235 • FR. • HS  
HELENA, ALA.  
HELENA HS

TIGERS

Played linebacker and running back at Helena High School as a freshman, sophomore and senior ... spent his 2022 junior season at IMG Academy in Florida ... scored a game-winning touchdown in double overtime to beat McAdory as a sophomore ... earned first-team all-region honors as a senior ... was an all-county selection in Shelby County ... chose to walk on Clemson over opportunities at Georgia Tech, Maryland, Washington State and elsewhere ... also played baseball at Helena.

**Personal:** Born Dec. 7, 2005.



**CLARK  
SANDERSON**

WR • 5-10 • 165 • FR. • HS  
BIRMINGHAM, ALA.  
MOUNTAIN BROOK HS

TIGERS

Lettered at Mountain Brook (Ala.) High School ... All-South Metro selection ... caught 44 passes for 936 yards and six touchdowns as a senior ... added 53 catches for 955 yards and nine touchdowns as a junior ... earned all-state honors from the Alabama Sports Writers Association and was an all-region selection in 2022 ... chose

to walk on at Clemson over a scholarship opportunity at Samford.

**Personal:** Born June 28, 2005 ... pre-business major.



**CHAMP  
THOMPSON**

DT • 6-3 • 280 • FR. • HS  
GAINESVILLE, GA.  
GAINESVILLE HS

TIGERS

Ranked as the No. 288 overall player in the nation by PrepStar

... also ranked as 53rd-best defensive lineman in the country and 55th-best player in Georgia by PrepStar ... listed as ESPN's 19th-best defensive lineman in the class and the outlet's 39th-best player in Georgia ... rated 29th at his position and 46th in Georgia by Rivals ... helped Gainesville to a 12-1 record in 2023 ... credited with 36 tackles, 7.5 sacks and four pass breakups ... played for Josh Niblett at Gainesville ... played previously at Meadowcreek, where he was a second-team all-county and first-team all-region selection for its playoff team in 2022 ... added 38 tackles, seven tackles for loss and three sacks as a junior ... caught two passes for 11 yards offensively that year including an eight-yard touchdown reception vs. Berkmar ... three-time team captain ... also played basketball at Meadowcreek.

**Personal:** Born Jan. 26, 2006 ... his father, Michael, was an offensive tackle and a fourth-round pick by the Atlanta Falcons in the 2000 NFL Draft ... finished his prep career at the same high school as All-American Deshaun Watson ... committed to Clemson Jan. 28, 2023 ... enrolled at Clemson in January 2024 ... pre-business major ... completed a microinternship with Def Jam Recordings in spring 2024.



**ELYJAH  
THURMON**

OL • 6-4 • 290 • FR. • HS  
RIENZI, MISS.  
BRADWELL (GA.) INSTITUTE


TIGERS

Rated as a four-star offensive lineman by a majority of recruiting services ... listed as On3's No. 224 overall prospect, as well as the nation's 13th-best interior lineman and the 30th-best prospect in Georgia ... ranked by ESPN as the nation's 19th-best guard and 47th overall prospect in Georgia ... projected as a tackle by Rivals, which ranked him as the 23rd-best offensive tackle in the nation and as Georgia's 36th-best overall prospect ... credited with 51 pancakes/takedowns as a senior while allowing only four hurries ... selected to the Under Armour All-America Game and the Polynesian Bowl ... named MVP of the Crafting Lineman camp as well as the Big Man 5v5 Lineman Camp ... also competed in basketball and track and field ... played for Deshon Brock at Bradwell.

**Personal:** Born May 9, 2006 ... committed to Clemson during the early signing period on Dec. 20, 2023 strong high school student who posted a 4.2 GPA and was also a member of National Honor Society, Health Occupations Students of America, Future Farmers of America and Future Business Leaders of America ... enrolled at Clemson in January 2024 ... health science major.



# ROOKIE BIOS



**MASON WADE**


OL • 6-5 • 290 • FR. • HS  
HAMILTON, VA.  
LOUDOUN VALLEY HS

TIGERS

76

Two-time all-district and all-region honoree, earning selections in each of his final two seasons ... prime candidate for all-state honors being announced in late December ... selected to All-LoCo Sports and All-Loudoun teams ... four-year starter at left tackle who was a two-time team captain (2022-23) and named as the team's MVP as a senior in 2023 ... collected the program's Warhammer Award a senior for offseason leadership and work ethic ... completed his prep career holding records in the bench press, clean and three-cone drill in the school's 62-year history ... helped Vikings to back-to-back playoff berths, including the program's first home playoff game — and home playoff win — in nine years ... led the team to 4,000-plus yards offensively in reaching the regional semifinals ... averaged double-digit pancakes per game as a senior according to Loudoun Valley's coaching staff ... ranked as the 11th-best and 15th-best prospect in the state of Virginia by Rivals and On3, respectively ... also rated among the top 35 recruits in Virginia by 247Sports (No. 27) and ESPN (No. 31) ... played for David Bishop at Loudoun Valley.

**Personal:** Born Oct. 16, 2005 ... phenomenal student who holds a 4.0 high school GPA ... played rugby growing up ... committed to Clemson upon opening of the early signing period on Dec. 20 after initially committing to Duke ... enrolled at Clemson in January 2024 ... pre-business major.



**BRYANT WESCO JR.**


WR • 6-2 • 170 • FR. • HS  
MIDLOTHIAN, TEXAS  
MIDLOTHIAN HS

TIGERS

12

Consensus top 35 player nationally according to all major recruiting services ... five-star prospect according to PrepStar, which ranked him as the nation's 15th-best player overall and as the third-best player in Texas and fifth-best receiver in the nation ... 247Sports ranked the five-star receiver as the No. 22 overall player nationally and as the sixth-best receiver and fifth-best player in Texas ... ESPN ranked him as its No. 25 overall player, as its seventh-best receiver and as its seventh-best player in Texas ... On3 listed him as the No. 29 player in the nation, the eighth-best receiver and sixth-best player in Texas ... Rivals rated him No. 31 overall and as the service's seventh-best receiver and fourth-best player in Texas ... selected to the Under Armour All-America Game and the Polynesian Bowl ... recorded 109 career receptions for 1,903 yards, a 17.5-yard average per catch ... scored 29 career touchdowns ... collected 36 catches for 619 yards and 13 touchdowns in just seven games as a senior ... posted 56 catches for 1,072 yards — a 19.1-yard average — and 12 touchdowns as a junior, including a 93-yard touchdown ... had seven 100-yard games as a junior including a streak of five straight games ... recorded four touchdown receptions vs. Cleburne ... played for Doug Wendel at Midlothian ... also competed in track, finishing fifth in the triple jump at the Texas 5A state meet in spring of 2023.

**Personal:** Born Sept. 22, 2005 ... committed to Clemson June 6, 2023 ... played his high school career fewer than 30 miles away from fellow Clemson class of 2024 signee Corian Gipson ... enrolled at Clemson in January 2024 ... pre-business major.



**BILLY WILKES**


LB • 6-2 • 205 • FR. • HS  
CHARLOTTE, N.C.  
PROVIDENCE HS

TIGERS

43

Was a standout linebacker at Providence High School ... recorded 132 tackles, 18 tackles for loss, eight sacks, four forced fumbles, two interceptions and two blocked punts as a senior ... earned Luke Kuechly Defensive Player of the Year honors from the Charlotte Touchdown Club in 2023 ... named as the Charlotte Observer's Boys Scholar-Athlete of the Year in addition to being selected to its All-Observer Team ... earned 2023 Co-Defensive Conference Player of the Year for the Southwestern 4A Conference from the NCHSAA ... selected to the Shrine Bowl for North Carolina ... was a team captain at Providence ... chose to walk on at Clemson over scholarship offers from Arkansas State and others.

**Personal:** Born April 13, 2005 ... pre-business major ... academic standout who posted a 4.25 high school GPA ... son of a Clemson graduate and had two sisters attend Clemson ... his brother, Jack, played linebacker at Campbell.



**JOE WILKINSON**


S • 6-1 • 180 • FR. • HS  
ROME, GA.  
ROME HS

TIGERS

31

Three-star prospect according to On3 and 247Sports ... 6A all-state selection by 11Alive News ... two-time all-region honoree who was named the 2023 Region 6-AAAAAA Defensive Player of the Year ... selected as a Georgia Public Broadcasting All-Star for 2023 ... finished his productive prep career credited with 171 total tackles (118 solo), 9.0 tackles for loss, six interceptions, five pass breakups, three forced fumbles, three fumble recoveries, two defensive touchdowns and two blocked punts ... helped Rome to three consecutive region championships from 2021-23 and was part of teams that compiled a 23-4 record over his final two seasons ... helped Rome to an 11-2 record and a region title on the state's top-ranked defense in 2023, collecting Defensive Player of the Year from the Rome News-Tribune ... recorded 98 tackles, five tackles for loss, three interceptions, three pass breakups, three fumbles recoveries, a forced fumble and two defensive touchdowns as a senior ... also blocked two punts in 2023 ... as a junior, was credited with 63 tackles (four for loss), four interceptions, two pass breakups and a forced fumble in helping his team to a 12-2 record in 2022 ... selected to the Georgia Elite Classic Junior All-Star Game ... transitioned from cornerback to safety after his sophomore season ... played for John Reid at Rome ... also played baseball at Rome ... becomes Clemson's second signee from Rome in a two-year cycle, joining 2023 signee Stephiylan Green.

**Personal:** Born May 8, 2006 ... committed to Clemson on Dec. 19, 2023, one day prior to the early signing period, after initially committing to Appalachian State ... strong student with a 3.71 high school GPA ... enrolled at Clemson in January 2024 ... pre-business major.



**DREW WOODAZ**


LB • 6-3 • 215 • FR. • HS  
WESLEY CHAPEL, FLA.  
JESUIT HS

TIGERS

13

Hard-hitting linebacker who is the brother of current Clemson linebacker Wade Woodaz ... had 216 tackles (including 135 first hits) in 46 career games ... broke up 14 passes and secured four interceptions for 133 return yards ... recorded 83 tackles in 12 games as a team captain in 2023, including 55 solo tackles and three tackles for loss ... returned three interceptions for 88 yards ... credited with two punt returns for 105 yards, giving him 193 total return yards for the season ... added three pass breakups ... had three fumble recoveries to give him six total takeaways as a senior ... posted 92 tackles as a junior in helping Jesuit reach the state semifinals ... broke up 11 passes and recorded a 45-yard interception return for 12 total passes defended that season ... also collected 59 solo tackles among his career-high 92 stops that season ... had 28 tackles as a reserve linebacker in his sophomore year when he helped Jesuit to a state championship alongside his brother, Wade ... played for Matt Thompson at Jesuit.

**Personal:** Born Oct. 30, 2005 ... brother of current Clemson linebacker Wade Woodaz ... his sister, Haley, played soccer at Jacksonville ... enrolled in summer 2024 ... criminal justice major.



**WATSON YOUNG**

OL • 6-3 • 285 • FR. • HS  
CLEMSON, S.C.  
D.W. DANIEL HS

TIGERS

56

One of five finalists for Mr. Football in South Carolina in 2023 ... helped Daniel to a 51-1 record in his four years as the Lions' starting left tackle ... helped Daniel to three state titles in four years and four straight Region 1-AAA championships ... SCFCA All-State honoree in 2022 and 2023 ... named to the South Carolina Shrine Bowl team in 2023 ... named Region 1-AAA Lineman of the Year and Pickens County Courier All-County Player of the Year ... earned 2022 Palmetto Combine Upper State Best Junior Offensive Lineman and collected Palmetto Combine Series West Top Offensive Lineman honors for 2023 ... named MVP of the 2023 Under Armour/ESPN Camp ... 2023 District Strength Champion among heavyweights ... All-Atlantic Region selection by PrepStar, which ranked Watson as 15th-best player in South Carolina ... listed as ESPN's 13th-best prospect in South Carolina ... ranked No. 24 in South Carolina by 247Sports ... played for Jeff Fruster at Daniel ... was also a three-year letterman in baseball at Daniel.

**Personal:** The first fourth-generation Clemson football player on record ... son of former Clemson All-American and three-time Academic All-American Kyle Young (1998-01), who was a two-time All-American on the field as Clemson's starting center from 1999-01 ... Kyle, who is in the Clemson Hall of Fame and works as senior associate athletic director for Clemson athletics, was the center for Woodrow Dantzler ... Watson's uncle, Will Young, was an offensive lineman at Clemson from 1992-95 and was an All-ACC selection in 1995 ... his great grandfather, Ed McLendon, lettered in 1939 and played on Clemson's first bowl team that earned a 6-3 win in the 1940 Cotton Bowl ... his grandfather, Ben Watson, was a linebacker at Clemson from 1968-70 ... born Sept. 21, 2005 ... enrolled in January 2024 ... sports communication major.

# 2023 OVERALL STATS

9-4 OVERALL, 4-4 ACC, 6-1 HOME, 2-3 AWAY, 1-0 NEUTRAL, 7-2 DAY, 2-2 NIGHT, 0-2 OVERTIME

## TEAM STATS

	CU	Opp.
<b>Scoring</b>	<b>388</b>	<b>274</b>
Points per game	29.8	21.1
Points Off Turnovers	98	78
<b>First Downs</b>	<b>304</b>	<b>185</b>
Rushing	134	73
Passing	148	92
Penalty	22	20
<b>Rushing Yardage</b>	<b>2266</b>	<b>1490</b>
Yards gained rushing	2622	1812
Yards lost rushing	356	322
Rushing attempts	524	396
Average per rush	4.3	3.8
Average per game	174.3	114.6
TDs Rushing	24	17
<b>Passing Yardage</b>	<b>2969</b>	<b>2252</b>
Comp-Att-Int	302-474-9	212-401-16
Average per pass	6.3	5.6
Average per catch	9.8	10.6
Average per game	228.4	173.2
TDs Passing	20	13
<b>Total offense</b>	<b>5235</b>	<b>3742</b>
Total plays	998	797
Average per play	5.2	4.7
Average per game	402.7	287.8
<b>Kick returns: #-Yards</b>	<b>12-287</b>	<b>7-267</b>
<b>Punt returns: #-Yards</b>	<b>23-182</b>	<b>19-103</b>
<b>Int returns: #-Yards</b>	<b>16-244</b>	<b>9-115</b>
<b>Kick return average</b>	<b>23.9</b>	<b>38.1</b>
<b>Punt return average</b>	<b>7.9</b>	<b>5.4</b>
<b>Int return average</b>	<b>15.3</b>	<b>12.8</b>
<b>Fumbles-Lost</b>	<b>22-13</b>	<b>19-12</b>
<b>Penalties-Yards</b>	<b>64-554</b>	<b>71-621</b>
Average per game	42.6	47.8
<b>Punts-Yards</b>	<b>63-2719</b>	<b>84-3639</b>
Average per punt	43.2	43.3
Net punt average	39.9	40.7
<b>Kickoffs-Yards</b>	<b>76-4911</b>	<b>52-3257</b>
Average per kick	64.6	62.6
Net kick average	38.5	37.9
<b>Time of possession / game</b>	<b>33:19</b>	<b>26:41</b>
<b>3rd-down conversion</b>	<b>80/198</b>	<b>60/187</b>
3rd-down pct	40%	32%
<b>4th-down conversion</b>	<b>14/27</b>	<b>10/22</b>
4th-down pct	52%	45%
<b>Sacks by-Yards</b>	<b>32-196</b>	<b>29-220</b>
Misc Yards	0	0
<b>Touchdowns scored</b>	<b>49</b>	<b>34</b>
<b>Field goals - attempts</b>	<b>15-24</b>	<b>12-15</b>
<b>On-Side kicks</b>	<b>0-0</b>	<b>1-4</b>
<b>Red-zone scores</b>	<b>(44-60) 73%</b>	<b>(24-29) 83%</b>
<b>Red-zone touchdowns</b>	<b>(34-60) 57%</b>	<b>(17-29) 59%</b>
<b>PAT-attempts</b>	<b>(45-46) 98%</b>	<b>(30-30) 100%</b>
<b>2-point conversion-attempts</b>	<b>(2-3) 67%</b>	<b>(2-4) 50%</b>
<b>Attendance</b>	<b>569336</b>	<b>258265</b>
Games / Avg per game	7/81334	5/51653
Neutral site games	-	1/40132

## SCORING BY QUARTERS

	1st	2nd	3rd	4th	OT	Total
CLEMSON	74	132	89	90	3	388
Opponents	72	36	62	86	18	274

## OFFENSIVE STATS

#	RUSHING	G	Car	Gain	Loss	Net	Y/C	TD	LG	Y/G
7	Phil Mafah	13	179	999	34	965	5.4	13	49	74.2
1	Will Shipley	12	167	849	22	827	5.0	5	33	68.9
2	Cade Klubnik	13	125	446	264	182	1.5	4	22	14.0
20	Domonique Thomas	12	18	119	3	116	6.4	1	19	9.7
19	Keith Adams Jr.	7	11	63	3	60	5.5	0	14	8.6
6	Tyler Brown	13	2	41	0	41	20.5	0	23	3.2
31	Tristen Rigby	2	2	41	0	41	20.5	0	35	20.5
26	Jay Haynes	3	6	36	1	35	5.8	1	17	11.7
18	Hunter Helms	4	1	16	0	16	16.0	0	16	4.0
21	Jarvis Green	2	3	4	0	4	1.3	0	2	2.0
39	Aidan Swanson	13	1	4	0	4	4.0	0	4	0.3
32	Wise Segars Jr.	1	1	3	0	3	3.0	0	3	3.0
24	Hamp Greene	11	1	1	0	1	1.0	0	1	0.1
34	Kevin McNeal	2	1	0	0	0	0.0	0	0	0.0
13	Tyler Davis	13	1	0	6	-6	-6.0	0	0	-0.5
TEAM		13	5	0	23	-23	-4.6	0	0	-1.8
<b>CLEMSON</b>		<b>13</b>	<b>524</b>	<b>2622</b>	<b>356</b>	<b>2266</b>	<b>4.3</b>	<b>24</b>	<b>49</b>	<b>174.3</b>
<b>Opponents</b>		<b>13</b>	<b>396</b>	<b>1812</b>	<b>322</b>	<b>1490</b>	<b>3.8</b>	<b>17</b>	<b>80</b>	<b>114.6</b>

#	PASSING	G	Eff	Cm-Att-I	Cm%	Yds	TD	LG	Y/G
2	Cade Klubnik	13	126.3	290-454-9	63.9	2844	19	69	218.8
18	Hunter Helms	4	133.1	9-12-0	75.0	83	0	18	20.8
12	Paul Tyson	2	245.7	3-4-0	75.0	42	1	24	21.0
7	Phil Mafah	13	0.0	0-1-0	0.0	0	0	0	0.0
TEAM		13	0.0	0-3-0	0.0	0	0	0	0.0
<b>CLEMSON</b>		<b>13</b>	<b>126.5</b>	<b>302-474-9</b>	<b>63.7</b>	<b>2969</b>	<b>20</b>	<b>69</b>	<b>228.4</b>
<b>Opponents</b>		<b>13</b>	<b>102.8</b>	<b>212-401-16</b>	<b>52.9</b>	<b>2252</b>	<b>13</b>	<b>72</b>	<b>173.2</b>

#	RECEIVING	G	Rec	Yards	Y/Rec	TD	LG	Y/G
6	Tyler Brown	13	52	531	10.2	4	47	40.8
9	Jake Briningstool	13	50	498	10.0	5	50	38.3
10	Troy Stellato	12	38	321	8.4	1	18	26.8
80	Beaux Collins	11	38	510	13.4	3	69	46.4
1	Will Shipley	12	31	244	7.9	2	36	20.3
8	Adam Randall	13	22	250	11.4	0	34	19.2
0	Antonio Williams	5	22	224	10.2	2	33	44.8
7	Phil Mafah	13	21	108	5.1	0	19	8.3
5	Josh Sapp	13	7	60	8.6	2	25	4.6
13	Brannon Spector	10	4	25	6.3	0	11	2.5
11	Sage Ennis	10	3	52	17.3	0	28	5.2
81	Olsen Patt-Henry	6	3	42	14.0	0	25	7.0
22	Cole Turner	2	3	28	9.3	0	11	14.0
26	Jay Haynes	3	2	20	10.0	1	14	6.7
24	Hamp Greene	11	2	17	8.5	0	12	1.5
88	Clay Swinney	13	1	24	24.0	0	24	1.8
44	Banks Pope	7	1	9	9.0	0	9	1.3
20	Domonique Thomas	12	1	4	4.0	0	4	0.3
83	Hampton Earle	13	1	2	2.0	0	2	0.2
<b>CLEMSON</b>		<b>13</b>	<b>302</b>	<b>2969</b>	<b>9.8</b>	<b>20</b>	<b>69</b>	<b>228.4</b>
<b>Opponents</b>		<b>13</b>	<b>212</b>	<b>2252</b>	<b>10.6</b>	<b>13</b>	<b>72</b>	<b>173.2</b>

#	TOTAL OFFENSE	G	PL	Rush	Pass	Total	Y/G
2	Cade Klubnik	13	579	182	2844	3026	232.8
7	Phil Mafah	13	180	965	0	965	74.2
1	Will Shipley	12	167	827	0	827	68.9
20	Domonique Thomas	12	18	116	0	116	9.7
18	Hunter Helms	4	13	16	83	99	24.8
19	Keith Adams Jr.	7	11	60	0	60	8.6
12	Paul Tyson	2	4	0	42	42	21.0
6	Tyler Brown	13	2	41	0	41	3.2
31	Tristen Rigby	2	2	41	0	41	20.5
26	Jay Haynes	3	6	35	0	35	11.7
21	Jarvis Green	2	3	4	0	4	2.0
39	Aidan Swanson	13	1	4	0	4	0.3
32	Wise Segars Jr.	1	1	3	0	3	3.0
24	Hamp Greene	11	1	1	0	1	0.1
34	Kevin McNeal	2	1	0	0	0	0.0
13	Tyler Davis	13	1	-6	0	-6	-0.5
TEAM		13	0	-23	0	-23	-1.8
<b>CLEMSON</b>		<b>13</b>	<b>998</b>	<b>2266</b>	<b>2969</b>	<b>5235</b>	<b>402.7</b>
<b>Opponents</b>		<b>13</b>	<b>797</b>	<b>1490</b>	<b>2252</b>	<b>3742</b>	<b>287.8</b>

#	ALL-PURPOSE	G	Rush	Rec	PR	KOR	IR	Total	Y/G
1	Will Shipley	12	827	244	0	200	0	1271	105.9
7	Phil Mafah	13	965	108	0	0	0	1073	82.5
6	Tyler Brown	13	41	531	74	0	0	646	49.7
80	Beaux Collins	11	0	510	0	0	0	510	46.4
9	Jake Briningstool	13	0	498	0	0	0	498	38.3
10	Troy Stellato	12	0	337	0	0	0	337	28.1
8	Adam Randall	13	0	250	0	15	0	265	20.4
0	Antonio Williams	5	0	208	14	0	0	222	44.4
2	Cade Klubnik	13	182	0	0	0	0	182	14.0
20	Domonique Thomas	12	116	4	0	0	0	120	10.0
24	Hamp Greene	11	1	17	94	0	0	112	10.2
17	Wade Woodaz	13	0	0	0	0	94	94	7.2
26	Jay Haynes	3	35	20	0	18	0	73	24.3
5	Josh Sapp	13	0	60	0	4	0	64	4.9
19	Keith Adams Jr.	7	60	0	0	0	0	60	8.6
11	Sage Ennis	10	0	52	0	0	0	52	5.2
2	Nate Wiggins	10	0	0	0	0	52	52	5.2
14	Shelton Lewis	13	0	0	0	0	51	51	3.9
81	Olsen Patt-Henry	6	0	42	0	0	0	42	7.0
31	Tristen Rigby	2	41	0	0	0	0	41	20.5
21	Jarvis Green	2	4	0	0	36	0	40	20.0
22	Cole Turner	2	0	28	0	0	0	28	14.0
54	Jeremiah Trotter Jr.	12	0	0	0	0	28	28	2.3
13	Brannon Spector	10	0	25	0	0	0	25	2.5
88	Clay Swinney	13	0	24	0	0	0	24	1.8
18	Hunter Helms	4	16	0	0	0	0	16	4.0
18	Kylon Griffin	11	0	0	0	0	15	15	1.4
27	Misun Kelley	2	0	0	0	14	0	14	7.0
44	Banks Pope	7	0	9	0	0	0	9	1.3
39	Aidan Swanson	13	4	0	0	0	0	4	0.3
36	Khalil Barnes	13	0	0	0	0	4	4	0.3
32	Wise Segars Jr.	1	3	0	0	0	0	3	3.0
83	Hampton Earle	13	0	2	0	0	0	2	0.2
13	Tyler Davis	13	-6	0	0	0	0	-6	-0.5
TEAM		13	-23	0	0	0	0	-23	-1.8
<b>CLEMSON</b>		<b>13</b>	<b>2266</b>	<b>2969</b>	<b>182</b>	<b>287</b>	<b>244</b>	<b>5948</b>	<b>457.5</b>
<b>Opponents</b>		<b>13</b>	<b>1490</b>	<b>2252</b>	<b>103</b>	<b>267</b>	<b>115</b>	<b>4227</b>	<b>325.2</b>





# 2023 OVERALL STATS

## DEFENSIVE STATS

#	TACKLES	G-S	Snap	Hit	Ast	Total	TFL	Sacks	PBU	QP	^ST
54	Jeremiah Trotter Jr.	12-12	676	62	26	88	15-62	5.5-38	6	16	
0	Barrett Carter	12-12	633	51	16	67	9.5-40	3.5-25	6	6	1
9	R.J. Mickens	11-9	532	38	12	50	4-7		4	2	
1	Andrew Mukuba	10-10	578	36	9	45	2-3		7	1	
13	Tyler Davis	13-13	467	23	22	45	3.5-8	0.5-2		7	1
36	Khalil Barnes	13-7	499	31	10	41	5-13	1-2	6	2	1
12	T.J. Parker	13-3	457	27	14	41	12.5-58	5.5-39	2	10	
25	Jalyn Phillips	9-8	338	26	9	35	2-10	1-9	5		3
17	Wade Woodaz	13-5	357	24	7	31	6-17	4-14		2	4
3	Xavier Thomas	12-11	480	19	9	28	4-12	3-11	4	21	
11	Peter Woods	12-2	307	19	8	27	2.5-3			10	
6	Sheridan Jones	8-7	318	21	4	25	2-6		1		
2	Nate Wiggins	10-7	480	20	5	25	1-8	1-8	9	1	
7	Justin Mascoll	11-11	339	16	9	25	4-19	1-3	2	5	
33	Ruke Orhorhoro	12-12	412	16	6	22	8-40	5-37	1	4	
20	Avieon Terrell	13-5	375	14	4	18			6		1
19	DeMonte Capehart	12-0	179	12	4	16	5-18	1-8	1	9	
21	Kobe McCloud	11-2	90	12	4	16	3.5-12			1	1
44	Cade Denhoff	13-0	170	9	6	15	1-1			3	2
23	Toriano Pride Jr.	12-1	145	13	1	14	1-4		5		1
5	Sherod Covil Jr.	8-0	114	9	4	13			1		1
18	Kylon Griffin	11-0	156	7	4	11	0.5-1				
55	Payton Page	13-0	238	6	5	11	0.5-0			8	
10	Jeadyn Lukus	7-4	189	7	3	10			3		1
14	Shelton Lewis	13-2	150	5	2	7			7		2
32	Jamal Anderson	13-0	45	2	4	6					1
45	Philip Florenzo	13-0	-	2	4	6					6
22	Dee Crayton	5-0	59	5	0	5	1-2				
99	A.J. Hoffler	7-0	74	2	2	4			2	2	
15	Ronan Hanafin	11-0	-	3	0	3					3
15	Jahiem Lawson	4-0	37	2	0	2	1-3			2	
2	Cade Klubnik	13-13	-	2	0	2					
93	Caden Story	10-0	59	1	1	2					
91	Zaire Patterson	2-0	14	0	2	2					
8	Tré Williams	5-0	23	1	0	1	0.5-3				
41	Caleb Nix	7-0	21	1	0	1					
13	Brannon Spector	10-0	-	1	0	1					1
71	Tristan Leigh	13-11	-	1	0	1					
39	Bubba McAttee	5-0	17	0	1	1					
46	Jaden Kinard	3-0	0	0	1	1					1
90	Stephiylan Green	2-0	13	0	0	0					
58	Evan McCutchen	4-0	11	0	0	0					
42	David Ojiegbe	2-0	11	0	0	0					
16	Myles Oliver	1-0	9	0	0	0					
29	Branden Strozier	2-0	7	0	0	0					
Totals			546	218	764	95-350	32-196	78	112	31	

^ - special teams tackles; Note: Special teams tackles and tackles after turnovers are included in tackle totals; tackle totals are from coaches' film grade.

**Caused Fumbles (12):** Barnes 3, Trotter 2, Wiggins 2, Capehart 1, Mascoll 1, McCloud 1, X. Thomas 1, Woods 1

**Recovered Fumbles (12):** Barnes 1, Carter 1, Florenzo 1, Mascoll 1, Mickens 1, Mukuba 1, Page 1, Parker 1, Patterson 1, X. Thomas 1, Woodaz 1, TEAM 1

#	INTERCEPTIONS	No.	Yds	Avg	TD	Long
36	Khalil Barnes	3	4	1.3	0	4
17	Wade Woodaz	2	94	47.0	1	59
2	Nate Wiggins	2	52	26.0	1	46
54	Jeremiah Trotter Jr.	2	28	14.0	1	28
14	Shelton Lewis	2	51	25.5	1	46
18	Kylon Griffin	2	15	7.5	0	15
0	Barrett Carter	1	0	0.0	0	0
6	Sheridan Jones	1	0	0.0	0	0
20	Avieon Terrell	1	0	0.0	0	0
CLEMSON		16	244	15.3	4	59
Opponents		9	115	12.8	2	67

## SPECIAL TEAMS & MISCELLANEOUS STATS

#	PUNTING	P	Yards	Y/P	LG	TB	FC	-20	50+	HB
39	Aidan Swanson	61	2664	43.7	62	5	25	28	14	0
2	Cade Klubnik	1	37	37.0	37	0	0	1	0	0
89	Jack Smith	1	18	18.0	18	0	0	0	0	0
CLEMSON		63	2719	43.2	62	5	25	29	14	0
Opponents		84	3639	43.3	70	3	37	25	19	0

#	FIELD GOALS	FGM-FGA	Pct	1-29	30-39	40-49	50+	LG	HB
41	Jonathan Weitz	14-20	70.0	5-6	4-4	3-7	2-3	52	1
38	Robert Gunn III	1-4	25.0	1-2	0-1	0-1	0-0	23	2
CLEMSON		15-24	62.5	6-8	4-5	3-8	2-3	52	3
Opponents		12-15	80.0	3-3	4-5	5-6	0-1	48	0

#	KICKOFFS	KO	Yds	Avg	TB	OB
38	Robert Gunn III	73	4717	64.6	62	3
39	Aidan Swanson	2	129	64.5	0	0
36	Quinn Castner	1	65	65.0	1	0
CLEMSON		76	4911	64.6	63	3
Opponents		52	3257	62.6	40	0

#	PUNT RETURNS	PR	Yards	Avg	TD	LG
24	Hamp Greene	15	94	6.3	0	16
6	Tyler Brown	5	74	14.8	0	44
0	Antonio Williams	3	14	4.7	0	11
CLEMSON		23	182	7.9	0	44
Opponents		19	103	5.4	0	27

#	KICKOFF RETURNS	KOR	Yards	Avg	TD	LG
1	Will Shipley	7	200	28.6	0	60
21	Jarvis Green	1	36	36.0	0	36
26	Jay Haynes	1	18	18.0	0	18
8	Adam Randall	1	15	15.0	0	15
27	Misun Kelley	1	14	14.0	0	14
5	Josh Sapp	1	4	4.0	0	4
CLEMSON		12	287	23.9	0	60
Opponents		7	267	38.1	1	100

#	FUMBLE RETURNS	FR	Yards	Avg	TD	LG
36	Khalil Barnes	1	42	42.0	1	42
3	Xavier Thomas	1	20	20.0	0	20
9	R.J. Mickens	1	15	15.0	0	15
91	Zaire Patterson	1	5	5.0	0	5
CLEMSON		4	82	20.5	1	42
Opponents		4	149	37.3	1	56

				2 Pt.		2 Pt.		2 Pt.			
#	SCORING	TD	FGs	Kick	Rush	Rcv	Pass	DXP	Saf	Pts	
7	Phil Mafah	13	-	-	-	-	-	-	-	78	
41	Jonathan Weitz	-	14-20	29-29	-	-	-	-	-	71	
1	Will Shipley	7	-	-	-	-	-	-	-	42	
9	Jake Briningstool	5	-	-	-	-	-	-	-	30	
6	Tyler Brown	4	-	-	-	1	-	-	-	26	
2	Cade Klubnik	4	-	-	-	-	2	-	-	24	
80	Beaux Collins	3	-	-	-	-	-	-	-	18	
39	Robert Gunn III	-	1-4	14-15	-	-	-	-	-	17	
5	Josh Sapp	2	-	-	-	1	-	-	-	14	
0	Antonio Williams	2	-	-	-	-	-	-	-	12	
26	Jay Haynes	2	-	-	-	-	-	-	-	12	
2	Nate Wiggins	1	-	-	-	-	-	-	-	6	
10	Troy Stellato	1	-	-	-	-	-	-	-	6	
14	Shelton Lewis	1	-	-	-	-	-	-	-	6	
17	Wade Woodaz	1	-	-	-	-	-	-	-	6	
20	Domonique Thomas	1	-	-	-	-	-	-	-	6	
36	Khalil Barnes	1	-	-	-	-	-	-	-	6	
54	Jeremiah Trotter Jr.	1	-	-	-	-	-	-	-	6	
36	Quinn Castner	-	-	1-1	-	-	-	-	-	1	
47	Hogan Morton	-	-	1-1	-	-	-	-	-	1	
CLEMSON		49	15-24	45-46	0	2	2	0	0	388	
Opponents		34	12-15	30-30	1	1	1	0	0	274	

## SCOREBOARD

Date	Site	W-L	Score	Opponent (AP,USA)	Attendance	CU AP,USA	Leading Rusher(s)	Leading Passer(s)	Leading Receiver(s)	Leading Tackler(s)
09/04	^A	L	7-28	* Duke	31,638	9,9	Shipley (17-114)	Klubnik (27-43-209)	A. Williams (7-56)	Trotter (9)
09/09	H	W	66-17	Charleston Southern	81,500	25,21	Shipley (9-73)	Klubnik (28-37-315)	Collins (7-137)	Parker (5)
09/16	^H	W	48-14	Florida Atlantic	81,295	NR,22	Mafah (5-42)	Klubnik (16-27-169)	Brown (3-49)	Carter (7)
09/23	H	L <sup>(OT)</sup>	24-31	* Florida State (4,3)	81,500	NR,23	Mafah (10-69)	Klubnik (25-38-283)	Brown (5-84)	Mickens (7)
09/30	A	W	31-14	* Syracuse	40,974		Shipley (18-61)	Klubnik (23-37-263)	Brown (9-153)	Carter/Phillips/Trotter (7)
10/07	H	W	17-12	* Wake Forest	80,810		Shipley (19-97)	Klubnik (18-28-131)	Collins (5-50)	Mickens (9)
10/21	^A	L <sup>(2OT)</sup>	20-28	* Miami (Fla.)	48,562		Shipley (15-44)	Klubnik (18-34-314)	Briningstool (5-126)	Trotter (11)
10/28	A	L	17-24	* NC State	56,919		Mafah (16-84)	Klubnik (33-50-263)	Briningstool (8-93)	Carter (7)
11/04	H	W	31-23	* Notre Dame (12,12)	81,500		Mafah (36-186)	Klubnik (13-26-109)	Collins (3-37)	Trotter (11)
11/11	H	W	42-21	* Georgia Tech	81,426		Mafah (17-96)	Klubnik (23-34-205)	Brown (7-41)	Barnes/Mukuba/Trotter (6)
11/18	H	W	31-20	* North Carolina (22,20)	81,305		Shipley (18-126)	Klubnik (21-32-219)	Stellato (6-50)	Trotter (11)
11/25	^A	W	16-7	South Carolina	80,172		Mafah (19-89)	Klubnik (15-27-100)	Brown (5-40)	Barnes/Trotter (6)
12/29	N1	W	38-35	Kentucky	40,132		Mafah (11-71)	Klubnik (30-41-264)	Briningstool (9-91)	Barnes (7)

\* - ACC game; ^ - night game; N1 - Jacksonville, Fla.; Note: **Bold** denotes a Clemson home game; home attendance - 569,336 (81,334 per game); total (home, away, neutral) attendance - 867,733 (66,749 per game).

# 2023 TEAM GAME-BY-GAME STATS

Category	DUK	CSU	FAU	FSU	SYR	WFU	MIA	NCS	UND	GAT	UNC	USC	KEN	Totals
Points	7	66	48	24	31	17	20	17	31	42	31	16	38	388
	28	17	14	31	14	12	28	24	23	21	20	7	35	274
Total Offense	422	679	367	429	389	338	345	364	285	465	466	319	367	5235
	374	73	293	311	281	239	362	202	329	254	457	169	398	3742
Plays	83	87	66	79	72	70	68	81	69	81	89	73	80	998
	64	46	82	57	65	64	71	46	61	65	69	56	51	797
Yards Per Play	5.1	7.8	5.6	5.4	5.4	4.8	5.1	4.5	4.1	5.7	5.2	4.4	4.6	5.2
	5.8	1.6	3.6	5.5	4.3	3.7	5.1	4.4	5.4	3.9	6.6	3.0	7.8	4.7
Rushing Yards	213	274	163	146	126	207	31	101	176	260	247	219	103	2266
	199	12	83	22	100	102	211	64	183	117	248	57	92	1490
Carries	40	42	33	41	35	42	34	30	43	44	55	46	39	524
	30	30	36	20	34	39	38	26	31	33	32	24	23	396
Passing Yards	209	405	204	283	263	131	314	263	109	205	219	100	264	2969
	175	61	210	289	181	137	151	138	146	137	209	112	306	2252
Completions	27	36	20	25	23	18	18	33	13	23	21	15	30	302
	17	6	27	21	16	15	24	11	13	14	16	16	16	212
Passing Attempts	43	45	33	38	37	28	34	51	26	37	34	27	41	474
	34	16	46	37	31	25	33	20	30	32	37	32	28	401
Had Intercepted	1	1	0	0	0	0	1	2	1	1	0	1	1	9
	0	1	3	0	1	0	1	0	2	4	1	1	2	16
Completion Percentage	62.8	80.0	60.6	65.8	62.2	64.3	52.9	64.7	50.0	62.2	61.8	55.6	73.2	63.7
	50.0	37.5	58.7	56.8	51.6	60.0	72.7	55.0	43.3	43.8	43.2	50.0	57.1	52.9
Passing Efficiency	106.6	187.8	142.5	137.0	139.7	103.6	144.0	100.2	90.2	139.0	125.6	79.3	122.4	126.5
	93.2	57.0	93.2	140.2	115.5	106.0	115.1	146.0	70.9	75.3	94.2	73.2	158.2	102.8
First Downs	29	37	20	25	22	19	19	21	19	25	25	19	24	304
	17	4	20	16	14	18	18	9	13	13	19	12	12	185
Total Touchdowns	1	9	7	3	4	2	2	2	4	6	4	1	4	49
	3	2	2	4	2	1	3	3	2	3	3	1	5	34
Rushing Touchdowns	0	3	3	2	2	2	0	2	2	1	3	0	4	24
	3	1	1	1	0	1	2	0	2	1	2	1	2	17
Passing Touchdowns	1	5	3	1	2	0	2	0	1	4	1	0	0	20
	0	0	1	2	2	0	1	2	0	2	1	0	2	13
Field Goals	0-2	1-1	0-1	1-2	1-2	1-2	2-2	1-2	1-1	0-1	1-2	3-3	3-3	15-24
	2-2	1-1	0-1	1-1	0-1	2-3	2-2	1-1	3-3	0-0	0-0	0-0	0-0	12-15
Punting	4-178	1-52	4-147	4-213	6-250	5-215	4-173	7-276	7-302	3-118	6-285	6-247	6-263	63-2719
	5-268	10-405	7-286	6-296	6-304	6-277	5-202	9-369	6-301	6-219	5-210	8-337	6-203	84-3639
Punting Average	44.5	52.0	36.8	53.3	41.7	43.0	43.2	39.4	43.1	39.3	47.5	41.2	43.8	43.2
	53.6	40.5	40.9	49.3	50.7	46.2	40.4	41.0	50.2	36.5	42.0	42.1	33.8	43.3
Net Punting Average	37.8	46.0	31.8	46.0	40.7	40.4	39.8	36.1	43.1	32.7	43.0	39.7	42.3	39.9
	49.0	37.6	29.7	45.8	47.3	46.2	40.4	40.9	40.7	37.0	43.6	42.1	33.2	40.7
Time of Possession	33:33	35:22	25:53	34:36	33:21	31:21	25:35	33:41	31:48	36:52	38:11	38:00	34:58	33:19
	26:27	24:38	34:07	25:24	26:39	28:39	34:25	26:19	28:12	23:08	21:49	22:00	25:02	26:41
Third-Down Conversions	7-15	6-12	6-12	6-14	8-16	6-15	4-14	7-18	5-15	7-16	6-19	7-16	5-16	80-198
	5-15	3-14	6-18	4-13	9-17	2-12	9-18	3-13	3-13	6-16	4-14	2-13	4-11	60-187
Fourth-Down Conversions	0-2	2-3	0-1	1-2	0-1	2-2	0-1	1-2	0-1	4-6	2-4	0-0	2-2	14-27
	1-1	0-0	1-3	1-2	0-1	0-1	1-2	0-0	0-1	2-3	2-5	2-3	0-0	10-22
Red-Zone Scoring	1-4	7-8	5-7	4-6	3-4	3-4	3-5	3-3	3-3	4-4	4-7	0-1	4-4	44-60
	2-2	1-1	1-3	2-2	1-1	3-5	4-4	1-1	3-3	2-2	1-2	1-1	2-2	24-29
Red-Zone Touchdowns	1-4	6-8	5-7	3-6	2-4	2-4	1-5	2-3	2-3	4-4	3-7	0-1	3-4	34-60
	1-2	1-1	1-3	2-2	1-1	1-5	2-4	1-1	1-3	2-2	1-2	1-1	2-2	17-29
Red-Zone Points	7	45	35	24	17	17	13	17	17	28	24	0	24	268
	11	7	7	14	7	12	21	7	13	14	6	7	14	140
Turnovers	3	2	1	1	1	2	3	2	2	1	2	1	1	22
	2	1	4	0	3	1	1	0	3	4	3	2	4	28
Points Off Turnovers	7	7	14	0	21	0	0	0	10	14	7	7	11	98
	15	14	0	7	7	0	7	14	7	0	7	0	0	78
Penalties	1-5	4-30	5-55	6-50	6-59	6-69	7-38	4-45	0-0	6-69	7-58	6-40	6-36	64-554
	7-45	2-20	6-60	7-60	9-92	3-20	8-90	2-6	5-40	4-38	10-75	4-30	4-45	71-621
Punt Returns	2-3	2-29	3-58	2-21	0-0	2-0	0-0	1-1	6-57	2-7	1-2	1-0	1-4	23-182
	2-27	1-6	0-0	2-9	3-6	1-13	1-14	1-3	2-0	0-0	2-7	3-9	1-9	19-103
Kickoff Returns	1-22	2-17	2-50	2-46	0-0	0-0	1-25	0-0	1-15	0-0	0-0	0-0	3-112	12-287
	1-22	0-0	2-52	0-0	0-0	0-0	1-27	0-0	1-26	0-0	0-0	1-40	1-100	7-267
Interception Returns	0-0	1-35	3-105	0-0	1-0	0-0	1-0	0-0	2-43	4-50	1-6	1-0	2-5	16-244
	1-0	1-67	0-0	0-0	0-0	0-0	1-0	2-15	1-33	1-0	0-0	1-0	1-0	9-115
Fumble Returns	0-0	0-0	1-5	0-0	1-20	1-15	0-0	0-0	0-0	0-0	0-0	1-42	0-0	4-82
	1-55	1-25	0-0	1-56	1-13	0-0	0-0	0-0	0-0	0-0	0-0	0-0	0-0	4-149
Sacks	0-0	2-15	2-18	2-9	5-29	4-15	0-0	3-22	2-13	4-23	4-20	2-22	2-10	32-196
	2-13	1-15	0-0	3-22	3-17	0-0	5-49	2-24	1-11	2-11	0-0	1-9	9-49	29-220

Note: Clemson totals on top, opponent totals on bottom.



# 2023 INDIVIDUAL GAME-BY-GAME STATS

RUSHING	#1 SHIPLEY (RB)			#2 KLUBNIK (QB)			#6 BROWN (WR)			#7 MAFAH (RB)			#13 DAVIS (DT)			#18 HELMS (QB)			#19 ADAMS (RB)			#20 D. THOMAS (RB)			#21 J. GREEN (RB)		
Opponent	Car	Yds	TD	Car	Yds	TD	Car	Yds	TD	Car	Yds	TD	Car	Yds	TD	Car	Yds	TD	Car	Yds	TD	Car	Yds	TD	Car	Yds	TD
Duke	17	114	0	12	34	0	0	0	0	11	65	0	0	0	0	DNP	-	-	DNP	-	-	0	0	0	DNP	-	-
Charleston Southern	9	73	0	5	-6	0	0	0	0	9	59	2	0	0	0	0	0	0	5	32	0	5	42	0	1	2	0
Florida Atlantic	10	38	0	6	35	1	0	0	0	5	42	1	0	0	0	0	0	0	2	7	0	6	32	1	2	2	0
Florida State	18	67	1	13	10	1	0	0	0	10	69	0	0	0	0	DNP	-	-	DNP	-	-	0	0	0	DNP	-	-
Syracuse	18	61	1	8	-1	0	1	23	0	8	43	1	0	0	0	DNP	-	-	DNP	-	-	0	0	0	DNP	-	-
Wake Forest	19	97	1	12	48	1	0	0	0	9	63	0	0	0	0	DNP	-	-	DNP	-	-	0	0	0	DNP	-	-
Miami (Fla.)	15	44	0	14	-27	0	0	0	0	5	14	0	0	0	0	DNP	-	-	DNP	-	-	0	0	0	DNP	-	-
NC State	6	21	0	8	-4	0	0	0	0	16	84	2	0	0	0	DNP	-	-	0	0	0	0	0	0	DNP	-	-
Notre Dame	DNP	-	-	3	-11	0	0	0	0	36	186	2	0	0	0	DNP	-	-	0	0	0	3	16	0	DNP	-	-
Georgia Tech	11	77	1	6	20	0	0	0	0	17	96	0	0	0	0	1	16	0	4	21	0	4	26	0	DNP	-	-
North Carolina	18	126	1	12	44	1	0	0	0	23	84	1	1	-6	0	0	0	0	0	0	0	0	0	0	DNP	-	-
South Carolina	15	80	0	11	52	0	0	0	0	19	89	0	0	0	0	DNP	-	-	DNP	-	-	0	0	0	DNP	-	-
Kentucky	11	29	0	15	-12	0	1	18	0	11	71	4	0	0	0	NWT	-	-	0	0	0	NWT	-	-	DNP	-	-
TOTALS	167	827	5	125	182	4	2	41	0	179	965	13	1	-6	0	1	16	0	11	60	0	18	116	1	3	4	0

RUSHING	#24 GREENE (WR)			#26 HAYNES (RB)			#31 RIGBY (RB)			#32 SEGARS (RB)			#34 McNEAL (RB)			#39 SWANSON (P)		
Opponent	Car	Yds	TD	Car	Yds	TD	Car	Yds	TD	Car	Yds	TD	Car	Yds	TD	Car	Yds	TD
Duke	DNP	-	-	DNP	-	-	DNP	-	-	DNP	-	-	DNP	-	-	0	0	0
Charleston Southern	0	0	0	4	28	1	2	41	0	1	3	0	1	0	0	0	0	0
Florida Atlantic	0	0	0	2	7	0	DNP	-	-	DNP	-	-	0	0	0	0	0	0
Florida State	0	0	0	DNP	-	-	DNP	-	-	DNP	-	-	DNP	-	-	0	0	0
Syracuse	DNP	-	-	DNP	-	-	DNP	-	-	DNP	-	-	DNP	-	-	0	0	0
Wake Forest	1	1	0	DNP	-	-	DNP	-	-	DNP	-	-	DNP	-	-	0	0	0
Miami (Fla.)	0	0	0	DNP	-	-	DNP	-	-	DNP	-	-	DNP	-	-	0	0	0
NC State	0	0	0	DNP	-	-	DNP	-	-	DNP	-	-	DNP	-	-	0	0	0
Notre Dame	0	0	0	DNP	-	-	DNP	-	-	DNP	-	-	DNP	-	-	0	0	0
Georgia Tech	0	0	0	DNP	-	-	0	0	0	DNP	-	-	DNP	-	-	1	4	0
North Carolina	0	0	0	DNP	-	-	DNP	-	-	DNP	-	-	DNP	-	-	0	0	0
South Carolina	0	0	0	DNP	-	-	DNP	-	-	DNP	-	-	DNP	-	-	0	0	0
Kentucky	0	0	0	0	0	0	DNP	-	-	DNP	-	-	DNP	-	-	0	0	0
TOTALS	1	1	0	6	35	1	2	41	0	1	3	0	1	0	0	1	4	0

PASSING	#2 KLUBNIK (QB)						#7 MAFAH (RB)						#12 TYSON (QB)						#18 HELMS (QB)					
Opponent	Cmp	Att	Yds	Int	TD	Eff	Cmp	Att	Yds	Int	TD	Eff	Cmp	Att	Yds	Int	TD	Eff	Cmp	Att	Yds	Int	TD	Eff
Duke	27	43	209	1	1	106.6	0	0	0	0	0	-	DNP	-	-	-	-	-	DNP	-	-	-	-	-
Charleston Southern	28	37	315	1	4	177.5	0	0	0	0	0	-	3	3	42	0	1	327.6	5	5	48	0	0	180.6
Florida Atlantic	16	27	169	0	3	148.5	0	0	0	0	0	-	0	1	0	0	0	0.0	4	5	35	0	0	138.8
Florida State	25	38	283	0	1	137.0	0	0	0	0	0	-	DNP	-	-	-	-	-	DNP	-	-	-	-	-
Syracuse	23	37	263	0	2	139.7	0	0	0	0	0	-	DNP	-	-	-	-	-	DNP	-	-	-	-	-
Wake Forest	18	28	131	0	0	103.6	0	0	0	0	0	-	DNP	-	-	-	-	-	DNP	-	-	-	-	-
Miami (Fla.)	18	34	314	1	2	144.0	0	0	0	0	0	-	DNP	-	-	-	-	-	DNP	-	-	-	-	-
NC State	33	50	263	2	0	102.2	0	0	0	0	0	-	DNP	-	-	-	-	-	DNP	-	-	-	-	-
Notre Dame	13	26	109	1	1	90.2	0	0	0	0	0	-	DNP	-	-	-	-	-	DNP	-	-	-	-	-
Georgia Tech	23	34	205	1	4	151.2	0	1	0	0	0	0.0	DNP	-	-	-	-	-	0	2	0	0	0	0.0
North Carolina	21	32	219	0	1	133.4	0	0	0	0	0	-	DNP	-	-	-	-	-	0	0	0	0	0	-
South Carolina	15	27	100	1	0	79.3	0	0	0	0	0	-	DNP	-	-	-	-	-	DNP	-	-	-	-	-
Kentucky	30	41	264	1	0	122.4	0	0	0	0	0	-	DNP	-	-	-	-	-	NWT	-	-	-	-	-
TOTALS	290	454	2844	9	19	126.3	0	1	0	0	0	0.0	3	4	42	0	1	245.7	9	12	83	0	0	133.1

RECEIVING	#0 A. WILLIAMS (WR)			#1 SHIPLEY (RB)			#5 SAPP (TE)			#6 BROWN (WR)			#7 MAFAH (RB)			#8 AD. RANDALL (WR)			#9 BRININGSTOOL (TE)			#10 STELLATO (WR)			#11 ENNIS (TE)		
Opponent	Rec	Yds	TD	Rec	Yds	TD	Rec	Yds	TD	Rec	Yds	TD	Rec	Yds	TD	Rec	Yds	TD	Rec	Yds	TD	Rec	Yds	TD	Rec	Yds	TD
Duke	7	56	0	6	29	1	0	0	0	2	21	0	2	14	0	1	8	0	1	10	0	DNP	-	-	0	0	0
Charleston Southern	5	64	2	3	22	0	1	25	1	2	9	0	1	1	0	2	7	0	3	15	0	5	51	0	0	0	0
Florida Atlantic	3	25	0	2	7	0	1	4	0	3	49	2	1	2	0	2	51	0	3	18	1	1	12	0	0	0	0
Florida State	DNP	-	-	4	38	1	0	0	0	5	84	0	3	32	0	2	12	0	3	47	0	4	41	0	0	0	0
Syracuse	DNP	-	-	2	0	0	0	0	0	9	153	0	3	5	0	0	0	0	3	5	0	4	37	1	0	0	0
Wake Forest	DNP	-	-	1	4	0	0	0	0	3	22	0	1	9	0	0	0	0	5	30	0	2	10	0	1	6	0
Miami (Fla.)	2	47	0	0	0	0	0	0	0	5	53	0	1	3	0	1	34	0	5	126	2	2	22	0	0	0	0
NC State	DNP	-	-	2	20	0	0	0	0	3	6	0	3	8	0	3	23	0	8	93	0	7	29	0	1	28	0
Notre Dame	DNP	-	-	DNP	-	-	0	0	0	1	9	1	0	0	0	2	1	0	2	13	0	3	27	0	1	18	0
Georgia Tech	DNP	-	-	3	30	0	2	17	1	7	41	1	1	19	0	1	6	0	4	27	1	0	0	0	0	0	0
North Carolina	DNP	-	-	2	53	0	0	0	0	6	32	0	2	7	0	2	57	0	3	20	1	6	50	0	DNP	-	-
South Carolina	DNP	-	-	4	32	0	2	10	0	5	40	0	1	5	0	1	5	0	1	3	0	0	0	0	DNP	-	-
Kentucky	5	32	0	2	9	0	1	4	0	1	12	0	2	3	0	5	46	0	9	91	0	4	42	0	NWT	-	-
TOTALS	22	224	2	31	244	2	7	60	2	52	531	4	21	108	0	22	250	0	50	498	5	38	321	1	3	52	0

# 2023 INDIVIDUAL GAME-BY-GAME STATS

RECEIVING				#88 SWINNEY (WR)			
Opponent	Rec	Yds	TD	Rec	Yds	TD	
Duke	0	0	0				
Charleston Southern	1	24	0				
Florida Atlantic	0	0	0				
Florida State	0	0	0				
Syracuse	0	0	0				
Wake Forest	0	0	0				
Miami (Fla.)	0	0	0				
NC State	0	0	0				
Notre Dame	0	0	0				
Georgia Tech	0	0	0				
North Carolina	0	0	0				
South Carolina	0	0	0				
Kentucky	0	0	0				
TOTALS	1	24	0				

FGs/PUNTS	#38 GUNN (FG)		#41 WEITZ (FG)		#2 KLUBNIK (PUNT)				#39 SWANSON (PUNT)					#89 J. SMITH (PUNT)					
Opponent	Made	Missed	Made	Missed	No.	Yds	Avg	In20	50+	No.	Yds	Avg	In20	50+	No.	Yds	Avg	In20	50+
Duke	-	41,23	NWT	-	0	0	-	0	0	4	178	44.5	2	1	DNP	-	-	-	-
Charleston Southern	23	-	NWT	-	0	0	-	0	0	1	52	52.0	0	1	DNP	-	-	-	-
Florida Atlantic	-	31	NWT	-	0	0	-	0	0	3	129	43.0	0	0	1	18	18.0	0	0
Florida State	-	-	30	29	0	0	-	0	0	4	213	53.3	2	3	DNP	-	-	-	-
Syracuse	-	-	38	42	0	0	-	0	0	6	250	41.7	3	0	DNP	-	-	-	-
Wake Forest	-	-	25	51	0	0	-	0	0	5	215	43.0	2	2	DNP	-	-	-	-
Miami (Fla.)	-	-	41,31	-	0	0	-	0	0	4	173	43.3	1	1	DNP	-	-	-	-
NC State	-	-	19	43	0	0	-	0	0	7	276	39.4	3	1	DNP	-	-	-	-
Notre Dame	-	-	21	-	1	37	37.0	1	0	6	265	44.2	5	1	DNP	-	-	-	-
Georgia Tech	-	-	-	47	0	0	-	0	0	3	118	39.3	1	0	DNP	-	-	-	-
North Carolina	-	-	21	41	0	0	-	0	0	6	285	47.5	0	3	DNP	-	-	-	-
South Carolina	-	-	50,49,42	-	0	0	-	0	0	6	247	41.2	5	0	DNP	-	-	-	-
Kentucky	-	-	39,28,52	-	0	0	-	0	0	6	263	43.8	4	1	DNP	-	-	-	-
TOTALS	1	3	14	6	1	37	37.0	1	0	61	2664	43.7	28	14	1	18	18.0	0	0

RETURNS	#1 SHIPLEY (KR)				#21 J. GREEN (KR)				#26 HAYNES (KR)				MISC. KICK RETURN				#0 A. WILLIAMS (PR)				#6 BROWN (PR)				#24 GREENE (PR)			
Opponent	KR	Yds	Avg.	TD	KR	Yds	Avg.	TD	KR	Yds	Avg.	TD	KR	Yds	Avg.	TD	PR	Yds	Avg.	TD	PR	Yds	Avg.	TD	PR	Yds	Avg.	TD
Duke	1	22	22.0	0	DNP	-	-	-	DNP	-	-	-	0	0	-	0	2	3	1.5	0	0	0	-	0	DNP	-	-	-
Charleston Southern	1	13	13.0	0	0	0	-	0	0	0	-	0	1 <sup>(5)</sup>	4	4.0	0	0	0	-	0	1	27	27.0	0	1	2	2.0	0
Florida Atlantic	0	0	-	0	1	36	36.0	0	0	0	-	0	1 <sup>(27)</sup>	14	14.0	0	1	11	11.0	0	2	47	23.5	0	0	0	-	0
Florida State	2	46	23.0	0	DNP	-	-	-	DNP	-	-	-	0	0	-	0	DNP	-	-	-	0	0	-	0	2	21	10.5	0
Syracuse	0	0	-	0	DNP	-	-	-	DNP	-	-	-	0	0	-	0	DNP	-	-	-	0	0	-	0	DNP	-	-	-
Wake Forest	0	0	-	0	DNP	-	-	-	DNP	-	-	-	0	0	-	0	DNP	-	-	-	2	0	0.0	0	0	0	-	0
Miami (Fla.)	1	25	25.0	0	DNP	-	-	-	DNP	-	-	-	0	0	-	0	0	0	-	0	0	0	-	0	0	0	-	0
NC State	0	0	-	0	DNP	-	-	-	DNP	-	-	-	0	0	-	0	DNP	-	-	-	0	0	-	0	1	1	1.0	0
Notre Dame	DNP	-	-	-	DNP	-	-	-	DNP	-	-	-	1 <sup>(8)</sup>	15	15.0	0	DNP	-	-	-	0	0	-	0	6	57	9.5	0
Georgia Tech	0	0	-	0	0	0	-	0	DNP	-	-	-	0	0	-	0	DNP	-	-	-	0	0	-	0	2	7	3.5	0
North Carolina	0	0	-	0	DNP	-	-	-	DNP	-	-	-	0	0	-	0	DNP	-	-	-	0	0	-	0	1	2	2.0	0
South Carolina	0	0	-	0	DNP	-	-	-	DNP	-	-	-	0	0	-	0	DNP	-	-	-	0	0	-	0	1	0	0.0	0
Kentucky	2	94	47.0	0	DNP	-	-	-	1	18	18.0	0	0	0	-	0	0	0	-	0	0	0	-	0	1	4	4.0	0
TOTALS	7	200	28.6	0	1	36	36.0	0	1	18	18.0	0	#5 Sapp, #8 Ad. Randall, #27 Kelley				3	14	4.7	0	5	74	14.8	0	15	94	6.3	0

DEFENSIVE LINE			#3 X. THOMAS (DE)				#7 MASCOLL (DE)				#8 T. WILLIAMS (DT)				#11 WOODS (DT)				#12 PARKER (DE)				#13 DAVIS (DT)				#15 LAWSON (DE)			
Opponent	Snaps	Tack	TFL	Sack	Snaps	Tack	TFL	Sack	Snaps	Tack	TFL	Sack	Snaps	Tack	TFL	Sack	Snaps	Tack	TFL	Sack	Snaps	Tack	TFL	Sack	Snaps	Tack	TFL	Sack		
Duke	43	1	0.0	0.0	46	6	0.0	0.0	DNP	-	-	-	22	0	0.0	0.0	18	2	0.0	0.0	42	7	0.0	0.0	DNP	-	-	-		
Charleston Southern	19	2	1.0	1.0	15	4	1.0	0.0	DNP	-	-	-	14	3	1.0	0.0	25	5	3.0	0.0	16	1	0.0	0.0	3	1	1.0	0.0		
Florida Atlantic	36	1	0.0	0.0	27	1	1.0	0.0	DNP	-	-	-	19	1	0.0	0.0	29	3	1.5	1.0	27	4	0.5	0.0	10	0	0.0	0.0		
Florida State	46	4	2.0	1.0	40	2	0.0	0.0	DNP	-	-	-	24	1	0.0	0.0	36	3	1.0	0.0	36	6	0.0	0.0	DNP	-	-	-		
Syracuse	38	3	0.0	0.0	31	3	0.0	0.0	DNP	-	-	-	27	1	0.0	0.0	32	5	2.0	2.0	36	3	0.5	0.5	DNP	-	-	-		
Wake Forest	55	2	0.0	0.0	22	3	0.0	0.0	DNP	-	-	-	34	4	0.0	0.0	55	5	1.0	1.0	43	4	0.0	0.0	DNP	-	-	-		
Miami (Fla.)	DNP	-	-	-	32	1	1.0	0.0	DNP	-	-	-	33	3	0.0	0.0	61	2	0.0	0.0	51	6	1.0	0.0	DNP	-	-	-		
NC State	38	5	0.0	0.0	DNP	-	-	-	7	0	0.0	0.0	DNP	-	-	-	32	2	0.0	0.0	31	2	1.0	0.0	1	0	0.0	0.0		
Notre Dame	44	2	0.0	0.0	DNP	-	-	-	4	0	0.0	0.0	32	4	0.0	0.0	55	4	0.0	0.0	38	2	0.0	0.0	DNP	-	-	-		
Georgia Tech	28	1	0.0	0.0	23	2	1.0	1.0	DNP	-	-	-	22	2	1.0	0.0	19	1	0.0	0.0	30	1	0.5	0.0	23	1	0.0	0.0		
North Carolina	53	1	0.0	0.0	40	2	0.0	0.0	6	0	0.0	0.0	25	2	0.0	0.0	41	2	1.0	1.0	45	3	0.0	0.0	DNP	-	-	-		
South Carolina	40	4	0.0	0.0	31	0	0.0	0.0	5	1	0.5	0.0	21	1	0.5	0.0	31	4	1.5	0.0	34	1	0.0	0.0	DNP	-	-	-		
Kentucky	40	2	1.0	1.0	32	1	0.0	0.0	1	0	0.0	0.0	34	5	0.0	0.0	23	3	1.5	0.5	38	5	0.0	0.0	DNP	-	-	-		
TOTALS	480	28	4.0	3.0	339	25	4.0	1.0	23	1	0.5	0.0	307	27	2.5	0.0	457	41	12.5	5.5	467	45	3.5	0.5	37	2	1.0	0.0		

DEFENSIVE LINE	#19 CAPEHART (DE)				#33 ORHORHORO (DT)				#42 OJIEGBE (DE)				#44 DENHOFF (DE)				#55 PAGE (DT)				#58 McCUTCHEN (DE)				#90 S. GREEN (DT)			
Opponent	Snaps	Tack	TFL	Sack	Snaps	Tack	TFL	Sack	Snaps	Tack	TFL	Sack	Snaps	Tack	TFL	Sack	Snaps	Tack	TFL	Sack	Snaps	Tack	TFL	Sack	Snaps	Tack	TFL	Sack
Duke	DNP	-	-	-	40	4	0.0	0.0	DNP	-	-	-	13	0	0.0	0.0	13	0	0.0	0.0	DNP	-	-	-	DNP	-	-	-
Charleston Southern	16	2	0.0	0.0	28	1	0.0	0.0	3	0	0.0	0.0	21	1	0.0	0.0	11	0	0.0	0.0	3	0	0.0	0.0	6	0	0.0	0.0
Florida Atlantic	29	2	0.5	0.0	29	1	0.5	0.0	8	0	0.0	0.0	29	2	0.0	0.0	29	2	0.5	0.0	8	0	0.0	0.0	7	0	0.0	0.0
Florida State	6	0	0.0	0.0	36	1	0.0	0.0	DNP	-	-	-	2	1	0.0	0.0	12	1	0.0	0.0	DNP	-	-	-	DNP	-	-	-
Syracuse	20	1	1.0	0.0	27	2	1.0	1.0	DNP	-	-	-	21	0	0.0	0.0	16	0	0.0	0.0	DNP	-	-	-	DNP	-	-	-
Wake Forest	8	1	0.0	0.0	38	2	1.0	1.0	DNP	-	-	-	5	1	0.0	0.0	22	1	0.0	0.0	0	0	0.0	0.0	DNP	-	-	-
Miami (Fla.)	14	1	0.0	0.0	51	1	0.0	0.0	DNP	-	-	-	27	1	0.0	0.0	23	0	0.0	0.0	DNP	-	-	-	DNP	-	-	-
NC State	13	2	1.0	0.0	31	3	3.0	1.0	DNP	-	-	-	11	0	0.0	0.0	13	1	0.0	0.0	0	0	0.0	0.0	DNP	-	-	-
Notre Dame	10	2	1.5	0.0	38	2	0.0	0.0	DNP	-	-	-	2	2	0.0	0.0	19	1	0.0	0.0	DNP	-	-	-	DNP	-	-	-
Georgia Tech	25	2	1.0	1.0	23	1	0.0	0.0	DNP	-	-	-	14	1	0.0	0.0	24	3	0.0	0.0	DNP	-	-	-	DNP	-	-	-
North Carolina	15	1	0.0	0.0	41	3	1.5	1.0	DNP	-	-	-	8	0	0.0	0.0	15	1	0.0	0.0	DNP	-	-	-	DNP	-	-	-
South Carolina	8	1	0.0	0.0	30	1	1.0	1.0	DNP	-	-	-	7	3	0.0	0.0	19	1	0.0	0.0	DNP	-	-	-	DNP	-	-	-
Kentucky	15	1	0.0	0.0	NWT	-	-	-	NWT	-	-	-	10	3	1.0	0.0	22	0	0.0	0.0	DNP	-	-	-	DNP	-	-	-
TOTALS	179	16	5.0	1.0	412	22	8.0	5.0	11	0	0.0	0.0	170	15	1.0	0.0	238	11	0.5	0.0	11	0	0.0	0.0	13	0	0.0	0.0



# 2023 INDIVIDUAL GAME-BY-GAME STATS

DEFENSIVE LINE				#91 PATTERSON (DE)				#93 STORY (DT)				#99 HOFFLER (DE)			
Opponent				Snaps	Tack	TFL	Sack	Snaps	Tack	TFL	Sack	Snaps	Tack	TFL	Sack
Duke				DNP	-	-	-	DNP	-	-	-	DNP	-	-	-
Charleston Southern				3	1	0.0	0.0	8	1	0.0	0.0	3	1	0.0	0.0
Florida Atlantic				11	1	0.0	0.0	28	1	0.0	0.0	18	1	0.0	0.0
Florida State				DNP	-	-	-	DNP	-	-	-	DNP	-	-	-
Syracuse				DNP	-	-	-	10	0	0.0	0.0	10	0	0.0	0.0
Wake Forest				DNP	-	-	-	DNP	-	-	-	DNP	-	-	-
Miami (Fla.)				DNP	-	-	-	0	0	0.0	0.0	1	0	0.0	0.0
NC State				DNP	-	-	-	0	0	0.0	0.0	14	1	0.0	0.0
Notre Dame				DNP	-	-	-	0	0	0.0	0.0	DNP	-	-	-
Georgia Tech				DNP	-	-	-	13	0	0.0	0.0	25	1	0.0	0.0
North Carolina				DNP	-	-	-	0	0	0.0	0.0	DNP	-	-	-
South Carolina				DNP	-	-	-	0	0	0.0	0.0	3	0	0.0	0.0
Kentucky				DNP	-	-	-	0	0	0.0	0.0	DNP	-	-	-
TOTALS				14	2	0.0	0.0	59	2	0.0	0.0	74	4	0.0	0.0

LINEBACKERS				#0 CARTER (LB)				#17 WOODAZ (LB)				#21 McCLOUD (LB)				#22 CRAYTON (LB)				#32 ANDERSON (LB)				#54 TROTTER (LB)			
Opponent				Snaps	Tack	TFL	Sack	Snaps	Tack	TFL	Sack	Snaps	Tack	TFL	Sack	Snaps	Tack	TFL	Sack	Snaps	Tack	TFL	Sack	Snaps	Tack	TFL	Sack
Duke				45	6	1.0	0.0	27	3	0.0	0.0	DNP	-	-	-	DNP	-	-	-	0	0	0.0	0.0	60	9	1.5	0.0
Charleston Southern				30	3	0.0	0.0	21	2	0.0	0.0	17	2	1.0	0.0	17	0	0.0	0.0	9	0	0.0	0.0	30	4	1.0	0.0
Florida Atlantic				34	7	0.5	0.0	38	5	0.0	0.0	29	6	1.5	0.0	19	1	0.0	0.0	15	3	0.0	0.0	41	4	1.0	0.0
Florida State				61	3	0.0	0.0	12	0	0.0	0.0	0	0	0.0	0.0	DNP	-	-	-	0	0	0.0	0.0	62	6	1.5	1.0
Syracuse				41	7	2.0	1.0	36	2	0.0	0.0	5	2	0.0	0.0	DNP	-	-	-	0	0	0.0	0.0	62	7	0.5	0.5
Wake Forest				70	5	1.0	0.0	17	2	2.0	2.0	0	0	0.0	0.0	DNP	-	-	-	0	0	0.0	0.0	70	7	1.0	0.0
Miami (Fla.)				76	8	1.0	0.0	40	3	1.0	0.0	0	0	0.0	0.0	0	0	0.0	0.0	0	0	0.0	0.0	76	11	2.0	0.0
NC State				48	7	1.0	1.0	16	2	1.0	1.0	DNP	-	-	-	DNP	-	-	-	0	0	0.0	0.0	48	6	0.0	0.0
Notre Dame				56	8	0.5	0.0	18	4	0.0	0.0	0	1	0.0	0.0	DNP	-	-	-	1	0	0.0	0.0	55	11	2.5	2.0
Georgia Tech				DNP	-	-	-	34	2	1.0	1.0	18	2	1.0	0.0	23	4	1.0	0.0	20	2	0.0	0.0	43	6	2.0	1.0
North Carolina				72	4	0.0	0.0	21	2	0.0	0.0	0	0	0.0	0.0	DNP	-	-	-	0	0	0.0	0.0	72	11	1.5	1.0
South Carolina				46	5	2.0	1.0	25	0	0.0	0.0	0	0	0.0	0.0	DNP	-	-	-	0	1	0.0	0.0	57	6	0.5	0.0
Kentucky				54	4	0.5	0.5	52	4	1.0	0.0	21	3	0.0	0.0	0	0	0.0	0.0	0	0	0.0	0.0	NWT	-	-	-
TOTALS				633	67	9.5	3.5	357	31	6.0	4.0	90	16	3.5	0.0	59	5	1.0	0.0	45	6	0.0	0.0	676	88	15.0	5.5

DEFENSIVE BACKS				#1 MUKUBA (S)				#2 WIGGINS (CB)				#5 COVIL (S)				#6 JONES (CB)				#9 MICKENS (S)				#10 LUKUS (CB)				#14 LEWIS (CB)			
Opponent				Snaps	Tack	PBU	INT	Snaps	Tack	PBU	INT	Snaps	Tack	PBU	INT	Snaps	Tack	PBU	INT	Snaps	Tack	PBU	INT	Snaps	Tack	PBU	INT	Snaps	Tack	PBU	INT
Duke				58	6	1	0	50	1	0	0	1	2	0	0	58	3	0	0	59	5	1	0	22	1	0	0	0	0	0	0
Charleston Southern				DNP	-	-	-	21	2	0	0	19	2	1	0	26	2	1	0	27	1	0	0	16	1	1	0	9	0	1	0
Florida Atlantic				DNP	-	-	-	28	1	0	1	51	6	0	0	29	2	0	0	36	2	0	0	25	1	0	0	33	2	1	0
Florida State				50	2	1	0	60	1	3	0	0	0	0	0	41	6	0	0	62	7	0	0	25	3	1	0	0	1	0	0
Syracuse				41	5	1	0	DNP	-	-	-	18	3	0	0	55	2	0	0	55	4	2	0	56	2	0	0	11	1	0	0
Wake Forest				67	4	0	0	DNP	-	-	-	0	0	0	0	DNP	-	-	-	70	9	0	0	41	2	1	0	1	0	0	0
Miami (Fla.)				74	8	0	0	55	6	2	0	0	0	0	0	62	5	0	1	50	9	0	0	DNP	-	-	-	0	0	0	0
NC State				48	3	0	0	44	1	1	0	25	0	0	0	44	5	0	0	DNP	-	-	-	DNP	-	-	-	0	0	0	0
Notre Dame				62	7	1	0	59	1	0	0	DNP	-	-	-	DNP	-	-	-	DNP	-	-	-	4	0	0	0	0	0	0	0
Georgia Tech				49	6	0	0	33	0	1	0	DNP	-	-	-	DNP	-	-	-	23	4	0	0	DNP	-	-	-	40	0	4	1
North Carolina				72	3	3	0	73	7	1	1	DNP	-	-	-	3	0	0	0	56	4	1	0	DNP	-	-	-	2	0	0	0
South Carolina				57	1	0	0	57	5	1	0	DNP	-	-	-	DNP	-	-	-	40	2	0	0	DNP	-	-	-	0	0	0	0
Kentucky				NWT	-	-	-	NWT	-	-	-	DNP	-	-	-	DNP	-	-	-	54	3	0	0	DNP	-	-	-	54	3	1	1
TOTALS				578	45	7	0	480	25	9	2	114	13	1	0	318	25	1	1	532	50	4	0	189	10	3	0	150	7	7	2

DEFENSIVE BACKS				#16 OLIVER (CB)				#18 GRIFFIN (S)				#20 TERRELL (CB)				#23 PRIDE (CB)				#25 PHILLIPS (S)				#29 STROZIER (CB)				#36 BARNES (S)			
Opponent				Snaps	Tack	PBU	INT	Snaps	Tack	PBU	INT	Snaps	Tack	PBU	INT	Snaps	Tack	PBU	INT	Snaps	Tack	PBU	INT	Snaps	Tack	PBU	INT	Snaps	Tack	PBU	INT
Duke				DNP	-	-	-	DNP	-	-	-	0	0	0	0	0	0	0	0	60	3	1	0	DNP	-	-	-	2	0	0	0
Charleston Southern				DNP	-	-	-	17	3	0	0	13	1	0	0	6	1	0	0	29	2	0	0	3	0	0	0	14	1	0	0
Florida Atlantic				DNP	-	-	-	37	2	0	0	29	4	1	0	45	4	1	0	43	5	0	0	4	0	0	0	57	5	2	1
Florida State				DNP	-	-	-	DNP	-	-	-	0	0	0	0	0	0	0	0	57	6	3	0	DNP	-	-	-	13	0	0	0
Syracuse				DNP	-	-	-	4	1	0	0	12	1	0	0	13	1	0	0	45	7	0	0	DNP	-	-	-	25	3	0	0
Wake Forest				DNP	-	-	-	0	0	0	0	29	1	0	0	63	7	3	0	17	3	0	0	DNP	-	-	-	41	4	0	0
Miami (Fla.)				DNP	-	-	-	0	0	0	0	0	1	0	0	10	0	1	0	55	6	0	0	DNP	-	-	-	11	0	0	0
NC State				DNP	-	-	-	0	0	0	0	0	0	0	0	8	1	0	0	7	2	1	0	DNP	-	-	-	48	3	0	0
Notre Dame				DNP	-	-	-	42	4	0	1	60	0	0	0	0	0	0	0	DNP	-	-	-	DNP	-	-	-	62	3	1	0
Georgia Tech				9	0	0	0	40	0	0	1	50	2	2	1	0	0	0	0	DNP	-	-	-	DNP	-	-	-	48	6	0	1
North Carolina				DNP	-	-	-	0	0	0	0	71	1	1	0	0	0	0	0	DNP	-	-	-	DNP	-	-	-	67	3	1	0
South Carolina				DNP	-	-	-	5	0	0	0	57	2	2	0	0	0	0	0	DNP	-	-	-	DNP	-	-	-	57	6	2	1
Kentucky				DNP	-	-	-	11	1	0	0	54	5	0	0	NWT	-	-	-	25	1	0	0	DNP	-	-	-	54	7	0	0
TOTALS				9	0	0	0	156	11	0	2	375	18	6	1	145	14	5	0	338	35	5	0	7	0	0	0	499	41	6	3

DEFENSIVE BACKS				#39 McATEE (S)				#41 NIX (S)				#46 KINARD (S)			
Opponent	Snaps	Tack	PBU	INT	Snaps	Tack	PBU	INT	Snaps	Tack	PBU	INT			
Duke	DNP	-	-	-	DNP	-	-	-	DNP	-	-	-			
Charleston Southern	DNP	-	-	-	1	0	0	0	0	0	0	0			
Florida Atlantic	DNP	-	-	-	4	1	0	0	0	1	0	0			
Florida State	DNP	-	-	-	DNP	-	-	-	DNP	-	-	-			
Syracuse	DNP	-	-	-	DNP	-	-	-	DNP	-	-	-			
Wake Forest	DNP	-	-	-	DNP	-	-	-	DNP	-	-	-			
Miami (Fla.)	DNP	-	-	-	DNP	-	-	-	DNP	-	-	-			
NC State	0	0	0	0	DNP	-	-	-	DNP	-	-	-			
Notre Dame	0	0	0	0	0	0	0	0	DNP	-	-	-			
Georgia Tech	17	1	0	0	16	0	0	0	0	0	0	0			
North Carolina	0	0	0	0	0	0	0	0	DNP	-	-	-			
South Carolina	DNP	-	-	-	0	0	0	0	DNP	-	-	-			
Kentucky	0	0	0	0	0	0	0	0	NWT	-	-	-			
TOTALS	17	1	0	0	21	1	0	0	0	1	0	0			

# 2023 OFFENSIVE DRIVE CHARTS

## DUKE

#	Qtr	Clock	Spot	Plays	Yards	TOP	Result
1	1	15:00	25	5	11	2:15	Punt
2	1	9:13	27	11	49	4:02	MFG
3	1	4:15	20	3	7	1:22	Punt
4	2	14:19	25	5	11	1:58	Punt
5	2	12:21	*18	5	18	2:12	TD
6	2	7:13	8	9	35	5:26	Punt
7	2	0:10	32	2	36	0:10	Half
8	3	12:40	25	8	71	3:39	MFG
9	3	8:14	28	7	62	2:57	Fum
10	3	4:24	40	11	48	4:58	Fum
11	4	10:33	25	8	29	2:18	Downs
12	4	5:47	20	4	14	0:46	Int
13	4	3:15	25	7	36	1:24	Downs

## CHARLESTON SOUTHERN

#	Qtr	Clock	Spot	Plays	Yards	TOP	Result
1	1	14:57	32	10	68	3:52	TD
2	1	9:26	20	4	6	1:22	Fum
3	1	6:22	1	9	61	3:47	Int
4	1	2:30	43	7	57	2:16	TD
5	2	13:14	*39	3	39	0:47	TD
6	2	7:01	25	3	-15	1:24	Punt
7	2	3:54	35	13	59	3:50	FG
8	3	12:46	46	5	54	1:55	TD
9	3	8:31	30	3	70	1:12	TD
10	3	4:33	9	10	91	4:15	TD
11	4	13:59	10	11	90	5:39	TD
12	4	6:36	37	5	63	2:18	TD
13	4	2:36	40	5	46	2:36	Game

## FLORIDA ATLANTIC

#	Qtr	Clock	Spot	Plays	Yards	TOP	Result
1	1	11:19	21	9	79	3:52	TD
2	1	5:17	*34	6	20	2:10	MFG
3	1	3:02	*26	4	26	1:42	TD
4	2	14:10	37	5	63	1:51	TD
5	2	7:24	29	9	71	3:59	TD
6	2	2:35	25	3	3	0:42	Punt
7	2	0:27	20	1	-2	0:27	Half
8	3	15:00	25	3	3	1:12	Punt
9	3	12:46	*46	3	0	0:28	Punt
10	3	8:00	*13	4	9	1:26	Downs
11	3	4:18	*26	5	26	1:22	TD
12	4	12:00	20	10	80	4:00	TD
13	4	3:45	20	3	7	1:32	Punt
14	4	0:54	36	2	2	0:54	Game

## FLORIDA STATE

#	Qtr	Clock	Spot	Plays	Yards	TOP	Result
1	1	15:00	25	6	15	3:21	Punt
2	1	7:48	8	15	79	6:01	FG
3	2	14:53	49	7	51	3:20	TD
4	2	5:03	29	7	71	2:51	TD
5	2	0:22	25	2	0	0:22	Half
6	3	12:00	25	4	11	1:57	Punt
7	3	8:26	23	11	77	4:54	TD
8	3	1:54	25	3	31	1:23	Fum
9	3	0:24	26	4	22	1:53	Punt
10	4	11:08	3	6	17	2:50	Punt
11	4	7:03	44	11	44	5:18	MFG
12	4	0:12	39	1	13	0:12	Half
13	OT	-----	*25	4	9	-----	Downs

## SYRACUSE

#	Qtr	Clock	Spot	Plays	Yards	TOP	Result
1	1	13:17	45	7	55	3:14	TD
2	1	8:08	50	3	5	1:24	Punt
3	1	6:25	*3	2	3	0:42	TD
4	1	2:26	25	8	16	3:52	Punt
5	2	12:38	18	14	70	6:32	Downs
6	2	3:25	39	4	61	1:02	TD
7	2	1:32	16	7	59	1:32	MFG
8	3	15:00	25	7	54	3:57	FG
9	3	7:49	12	3	3	1:04	Punt
10	3	4:53	20	3	2	0:55	Punt
11	3	1:17	20	5	35	2:12	Fum
12	4	12:23	25	7	32	4:52	Punt
13	4	6:45	*32	1	32	0:07	TD
14	4	4:14	*50	3	4	1:56	Punt

## WAKE FOREST

#	Qtr	Clock	Spot	Plays	Yards	TOP	Result
1	1	12:37	20	3	9	1:50	Punt
2	1	8:31	8	2	1	0:27	Fum
3	1	6:31	2	3	3	0:51	Punt
4	1	2:25	25	16	75	7:07	TD
5	2	7:35	3	3	6	1:15	Punt
6	2	5:38	38	6	20	2:34	Punt
7	3	15:00	25	15	67	7:45	FG
8	3	2:20	25	8	41	2:54	MFG
9	4	12:54	22	3	9	1:19	Punt
10	4	9:34	39	8	61	3:45	TD
11	4	1:34	*44	5	31	1:34	Game

## MIAMI (FLA.)

#	Qtr	Clock	Spot	Plays	Yards	TOP	Result
1	1	15:00	25	3	1	1:31	Punt
2	1	10:39	16	13	84	6:32	Fum
3	1	3:45	43	4	9	1:49	Punt
4	1	0:20	50	5	22	1:44	Fum
4	2	11:15	10	7	90	3:06	TD
6	2	5:50	37	7	7	3:35	Int
7	2	0:48	10	2	-7	0:48	Half
8	3	12:39	19	8	58	4:01	FG
9	3	3:02	36	2	64	1:01	TD
10	4	8:00	25	3	5	0:55	Punt
11	4	1:51	25	3	0	0:25	Punt
12	OT <sup>1</sup>	-----	*25	7	11	-----	FG
13	OT <sup>2</sup>	-----	*25	6	16	-----	Downs

## NC STATE

#	Qtr	Clock	Spot	Plays	Yards	TOP	Result
1	1	15:00	25	4	6	1:53	Punt
2	1	11:36	12	5	25	1:55	Int
3	1	7:18	25	5	17	2:07	Punt
4	1	3:37	45	3	-2	1:34	Punt
5	2	12:11	25	9	75	3:47	TD
6	2	6:17	39	3	5	1:18	Punt
7	2	2:40	49	9	26	2:40	MFG
8	3	12:55	10	3	0	1:02	Punt
9	3	10:09	15	1	0	0:08	Int
10	3	10:01	25	8	29	3:46	Punt
11	3	4:35	25	10	75	4:38	TD
12	4	12:39	26	4	10	2:57	Punt
13	4	8:44	50	5	49	1:47	FG
14	4	4:23	8	14	35	4:09	Downs

## NOTRE DAME

#	Qtr	Clock	Spot	Plays	Yards	TOP	Result
1	1	10:36	25	4	15	1:20	Punt
2	1	7:04	*41	1	41	0:07	TD
3	1	5:58	24	3	6	1:24	Punt
4	1	4:34	*22	7	18	2:26	FG
5	2	13:34	25	9	75	4:23	TD
6	2	1:32	25	5	9	1:32	Half
7	3	14:56	20	3	6	0:55	Int
8	3	13:57	25	11	75	5:49	TD
9	3	6:05	25	5	34	2:58	Punt
10	3	2:25	50	3	-14	1:37	Punt
11	4	14:09	34	5	16	3:06	Punt
12	4	9:34	*49	3	2	2:05	Punt
13	4	6:09	43	5	13	2:53	Punt
14	4	1:58	*32	2	10	0:11	Fum
15	4	0:58	*42	4	-2	0:58	Downs

## GEORGIA TECH

#	Qtr	Clock	Spot	Plays	Yards	TOP	Result
1	1	14:06	27	3	3	1:16	Punt
2	1	10:20	20	4	5	1:32	Downs
3	1	6:36	25	18	75	9:51	TD
4	2	10:29	*42	8	42	3:12	TD
5	2	5:19	8	9	92	4:10	TD
6	2	0:41	*42	4	12	0:41	MFG
7	3	15:00	25	7	34	3:41	Punt
8	3	10:38	48	7	52	3:33	TD
9	3	5:01	29	1	0	0:05	Int
10	3	2:46	8	5	49	2:19	Punt
11	4	14:55	*31	5	31	0:33	TD
12	4	10:10	50	7	17	4:09	Downs
13	4	1:48	48	4	21	1:48	Game

## NORTH CAROLINA

#	Qtr	Clock	Spot	Plays	Yards	TOP	Result
1	1	12:03	7	3	2	0:47	Punt
2	1	10:24	2	10	44	4:31	Fum
3	1	4:31	25	3	5	2:04	Punt
4	1	1:39	20	14	80	6:29	TD
5	2	8:21	17	3	4	1:01	Punt
6	2	5:32	45	3	5	1:14	Punt
7	2	3:34	33	5	60	1:39	Fum
8	2	1:14	43	11	57	1:11	TD
9	3	15:00	25	3	4	0:55	Punt
10	3	10:48	44	7	56	3:33	TD
11	3	6:20	25	6	75	3:01	TD
12	3	0:47	8	11	88	5:14	FG
13	4	7:03	25	3	7	2:19	Punt
14	4	4:17	*20	4	-4	1:36	MFG
15	4	2:37	*25	5	-2	2:37	Downs

## SOUTH CAROLINA

#	Qtr	Clock	Spot	Plays	Yards	TOP	Result
1	1	14:16	33	3	-1	2:00	Punt
2	1	6:39	25	11	42	5:56	FG
3	2	13:29	11	8	31	4:19	Punt
4	2	7:44	*45	7	13	2:37	FG
5	2	4:02	22	6	8	2:36	Punt
6	2	0:53	27	3	23	0:53	Half
7	3	15:00	25	6	50	1:44	FG
8	3	11:10	43	6	29	2:53	Int
9	3	5:12	15	10	38	5:12	Punt
10	4	14:33	42	3	4	2:39	Punt
11	4	9:49	10	6	32	3:52	Punt
12	4	3:19	*41	7	30	3:19	Game

## KENTUCKY

#	Qtr	Clock	Spot	Plays	Yards	TOP	Result
1	1	14:53	39	7	39	3:37	FG
2	1	9:38	15	6	15	2:24	Punt
3	1	5:00	25	6	11	2:51	Punt
4	1	0:40	34	3	6	1:19	Punt
5	2	13:19	41	5	59	3:02	TD
6	2	7:44	25	5	13	3:31	Punt
7	2	1:25	21	5	17	1:22	Punt
8	3	14:47	25	6	25	2:25	Punt
9	3	6:31	30	14	70	6:35	TD
10	4	13:58	*25	1	0	0:07	Int
11	4	10:08	*37	7	26	3:08	FG
12	4	6:52	*29	1	29	0:07	TD
13	4	6:02	*37	4	2	1:42	FG
14	4	2:34	32	12	68	2:17	TD
15	4	0:09	*45	1	-3	0:09	Game

## CLEMSON'S LONG PLAYS

Yds	Player(s)	Type	Opp
69	* Klubnik to Collins	Pass	CSU
50	Klubnik to Briningstool	Pass	MIA
49	Mafah	Rush	DUK
47	* Klubnik to Collins	Pass	SYR
47	Klubnik to Brown	Pass	SYR
46	Mafah	Rush	FSU
41	Mafah	Rush	NCS
41	* Mafah	Rush	UND
39	Klubnik to Brown	Pass	USC
36	Mafah	Rush	GAT
36	Klubnik to Shipley	Pass	UNC
35	Rigby	Rush	CSU
34	Klubnik to Ad. Randall	Pass	MIA
33	Klubnik to Briningstool	Pass	FSU
33	Klubnik to A. Williams	Pass	MIA
33	* Shipley	Rush	UNC
32	* Mafah	Rush	SYR
32	* Klubnik to Briningstool	Pass	MIA
32	* Shipley	Rush	GAT
31	Klubnik to Ad. Randall	Pass	UNC
31	Shipley	Rush	UNC
30	* Klubnik to Brown	Pass	FAU
29	Klubnik to A. Williams	Pass	CSU
29	* Mafah	Rush	KEN
28	Klubnik to Ad. Randall	Pass	FAU
28	Klubnik to Brown	Pass	FSU
28	Klubnik to Collins	Pass	MIA
28	Klubnik to Collins	Pass	NCS
28	Klubnik to Ennis	Pass	NCS
28	Klubnik to Briningstool	Pass	KEN
27	Klubnik to Brown	Pass	SYR
26	Klubnik to Ad. Randall	Pass	UNC
25	* Klubnik to Sapp	Pass	CSU
25	Klubnik to Brown	Pass	FSU
25	Klubnik to Patt-Henry	Pass	KEN
24	Tyson to Swinney	Pass	CSU
23	Klubnik to Ad. Randall	Pass	FAU
23	Brown	Rush	SYR
22	Klubnik	Rush	UNC
21	Klubnik to Brown	Pass	DUK
21	Shipley	Rush	WFU
21	Mafah	Rush	WFU
21	Klubnik to Brown	Pass	MIA
21	Mafah	Rush	UND
20	Klubnik to Collins	Pass	GAT
20	Klubnik to Collins	Pass	GAT



# 2023 DEFENSIVE DRIVE CHARTS

## DUKE

#	Qtr	Clock	Spot	Plays	Yards	TOP	Result
1	1	12:45	39	10	57	3:26	FG
2	1	5:11	24	3	4	0:56	Punt
3	1	2:53	35	7	40	3:34	FG
4	2	10:05	23	6	16	2:52	Punt
5	2	1:47	15	12	53	1:37	Fum
6	3	15:00	25	5	75	2:20	TD
7	3	9:01	20	3	4	0:47	Punt
8	3	5:17	10	3	8	0:53	Punt
9	4	14:26	*33	6	33	3:53	TD
10	4	8:15	31	3	-1	2:28	Punt
11	4	5:01	*49	4	49	1:46	TD
12	4	1:51	39	4	16	1:51	Game

## CHARLESTON SOUTHERN

#	Qtr	Clock	Spot	Plays	Yards	TOP	Result
1	1	11:05	25	3	0	1:39	Punt
2	1	8:04	*1	1	1	0:04	TD
3	1	7:59	45	3	6	1:37	Punt
4	1	0:14	25	3	-7	2:00	Punt
5	2	12:27	25	10	47	5:26	FG
6	2	5:37	44	3	-3	1:43	Punt
7	2	0:04	25	1	-1	0:04	Half
8	3	15:00	25	3	-1	2:14	Punt
9	3	10:51	25	1	0	0:12	Int
10	3	10:39	25	3	9	2:08	Punt
11	3	7:19	25	6	18	2:46	Punt
12	3	0:18	25	4	12	1:19	Punt
13	4	8:20	25	3	5	1:44	Punt
14	4	4:18	25	3	-3	1:42	Punt

## FLORIDA ATLANTIC

#	Qtr	Clock	Spot	Plays	Yards	TOP	Result
1	1	15:00	25	4	13	1:25	Int
2	1	13:35	25	5	11	2:16	Punt
3	1	7:27	25	4	9	2:10	Downs
4	1	3:07	20	1	0	0:05	Int
5	1	1:20	25	3	-2	2:10	Punt
6	2	12:13	27	10	44	4:49	MFG
7	2	3:25	25	3	9	0:50	Punt
8	2	1:53	31	6	10	1:26	Punt
9	3	13:48	30	3	-1	1:02	Punt
10	3	12:18	20	3	5	1:19	Punt
11	3	10:59	*40	5	1	2:59	Int
12	3	6:34	4	3	14	2:16	Punt
13	3	2:56	25	15	75	5:49	TD
14	4	7:54	25	14	60	4:09	Fum
15	4	2:13	*45	4	45	1:10	TD

## FLORIDA STATE

#	Qtr	Clock	Spot	Plays	Yards	TOP	Result
1	1	11:39	20	8	28	3:51	Punt
2	1	1:47	25	3	-7	1:54	Punt
3	2	11:33	25	13	75	6:23	TD
4	2	2:12	25	5	75	1:50	TD
5	3	15:00	25	5	45	3:00	FG
6	3	10:03	21	3	4	1:37	Punt
7	3	3:32	25	3	4	1:38	Punt
8	4	13:31	13	5	33	2:23	Punt
9	4	8:18	18	3	-11	1:15	Punt
10	4	1:45	20	8	41	1:33	Downs
11	OT	-----	*25	2	25	-----	TD

## SYRACUSE

#	Qtr	Clock	Spot	Plays	Yards	TOP	Result
1	1	15:00	25	4	30	1:43	Fum
2	1	10:03	25	3	-6	1:55	Punt
3	1	6:44	23	1	0	0:09	Fum
4	1	5:53	25	8	75	3:27	TD
5	2	13:34	20	3	5	0:56	Punt
6	2	6:06	12	9	49	2:41	MFG
7	2	2:23	25	3	5	0:51	Punt
8	3	11:03	25	6	14	3:14	Punt
9	3	6:45	36	3	4	1:52	Punt
10	3	3:58	34	6	8	2:41	Punt
11	4	14:05	*42	5	42	1:42	TD
12	4	7:31	9	3	12	0:46	Int
13	4	6:38	25	7	25	2:24	Downs
14	4	2:18	5	5	27	2:18	Game

## WAKE FOREST

#	Qtr	Clock	Spot	Plays	Yards	TOP	Result
1	1	15:00	25	5	15	2:23	Punt
2	1	10:47	17	5	27	2:16	Punt
3	1	8:04	*9	4	7	1:33	Downs
4	1	5:40	*45	7	28	3:15	FG
5	2	10:18	25	6	13	2:43	Punt
6	2	6:20	*42	2	19	0:42	Fum
7	2	3:04	15	3	6	1:07	Punt
8	2	1:57	*31	6	10	1:57	MFG
9	3	7:15	25	12	71	4:55	FG
10	4	14:26	34	3	-2	1:32	Punt
11	4	11:35	21	3	4	2:01	Punt
12	4	5:49	25	11	75	4:15	TD

## MIAMI (FLA.)

#	Qtr	Clock	Spot	Plays	Yards	TOP	Result
1	1	13:29	33	5	11	2:50	Punt
2	1	4:07	20	1	80	0:14	TD
3	1	1:56	10	3	1	1:36	Punt
4	2	13:36	28	5	17	2:21	Punt
4	2	8:01	34	3	13	2:11	Punt
6	2	2:15	26	7	23	1:27	Int
7	3	15:00	25	3	9	2:21	Punt
8	3	8:38	35	8	29	5:36	Downs
9	3	2:01	25	15	75	9:01	TD
10	4	7:05	37	10	43	5:14	FG
11	4	1:26	28	4	14	1:26	Half
12	OT <sup>1</sup>	-----	*25	4	8	-----	FG
13	OT <sup>2</sup>	-----	*25	5	25	-----	TD

## NC STATE

#	Qtr	Clock	Spot	Plays	Yards	TOP	Result
1	1	13:07	45	3	7	1:31	Punt
2	1	9:41	40	4	60	2:23	TD
3	1	5:11	11	3	2	1:34	Punt
4	1	2:03	22	8	55	4:52	FG
5	2	8:24	25	3	-3	2:07	Punt
6	2	4:59	13	3	-6	2:19	Punt
7	3	15:00	25	4	19	2:05	Punt
8	3	11:53	*41	3	-1	1:44	Punt
9	3	6:15	20	3	80	1:40	TD
10	4	14:57	25	3	7	2:18	Punt
11	4	9:42	17	3	-7	0:58	Punt
12	4	6:57	25	6	15	2:34	Punt
13	4	0:14	*43	1	-1	0:14	Game

## NOTRE DAME

#	Qtr	Clock	Spot	Plays	Yards	TOP	Result
1	1	15:00	25	7	50	4:24	FG
2	1	9:16	14	3	-2	2:12	Punt
3	1	6:57	25	3	2	0:59	Punt
4	1	2:08	25	8	63	3:34	FG
5	2	9:11	25	2	-1	0:38	Int
6	2	8:33	35	12	60	7:01	FG
7	3	14:01	*2	1	2	0:04	TD
8	3	8:01	26	4	74	1:56	TD
9	3	3:07	4	3	2	0:42	Punt
10	3	0:48	7	4	23	1:39	Punt
11	4	11:03	14	3	-4	1:29	Punt
12	4	7:29	7	3	3	1:20	Punt
13	4	3:16	6	5	16	1:18	Int
14	4	1:47	22	6	20	0:49	Downs

## GEORGIA TECH

#	Qtr	Clock	Spot	Plays	Yards	TOP	Result
1	1	15:00	25	3	8	0:54	Punt
2	1	12:50	23	5	8	2:30	Punt
3	1	8:48	*25	4	25	2:12	TD
4	2	11:45	25	3	-13	1:16	Punt
5	2	7:17	25	4	37	1:58	Punt
6	2	1:09	25	4	14	0:28	Int
7	3	11:19	20	3	-1	0:41	Punt
8	3	7:05	25	3	6	2:04	Punt
9	3	4:56	*39	5	7	2:10	Int
10	3	0:27	13	2	-1	0:32	Int
11	4	14:22	25	8	11	1:36	Int
12	4	12:46	25	7	75	2:35	TD
13	4	6:01	33	14	67	4:12	TD

## NORTH CAROLINA

#	Qtr	Clock	Spot	Plays	Yards	TOP	Result
1	1	15:00	25	7	68	2:57	Fum
2	1	11:16	47	3	2	0:52	Punt
3	1	5:53	*46	4	46	1:22	TD
4	1	2:27	23	3	77	0:48	Fum
5	2	10:10	25	6	15	1:49	Punt
6	2	7:20	27	5	28	1:48	Downs
7	2	4:18	20	4	4	0:44	Punt
8	2	1:55	7	4	12	0:41	Punt
9	2	0:03	25	1	-1	0:03	Half
10	3	14:05	24	10	32	3:17	Downs
11	3	7:15	25	3	75	0:55	TD
12	3	3:19	25	5	22	2:32	Punt
13	4	10:33	25	9	75	3:30	TD
14	4	4:44	30	4	-10	0:27	Downs
15	4	2:41	24	1	0	0:04	Int

## SOUTH CAROLINA

#	Qtr	Clock	Spot	Plays	Yards	TOP	Result
1	1	15:00	25	2	17	0:35	Fum
2	1	14:25	25	1	0	0:09	Int
3	1	12:16	19	12	81	5:37	TD
4	1	0:43	35	7	15	2:14	Punt
5	2	9:10	13	3	-8	1:26	Punt
6	2	4:58	30	3	4	0:56	Punt
7	2	1:26	43	3	-8	0:33	Punt
8	3	13:16	30	3	-17	2:06	Punt
9	3	8:17	20	6	15	3:05	Punt
10	4	15:00	15	3	0	0:27	Punt
11	4	11:54	15	5	36	2:05	Punt
12	4	5:57	12	8	29	2:38	Downs

## KENTUCKY

#	Qtr	Clock	Spot	Plays	Yards	TOP	Result
1	1	11:16	25	5	24	1:38	Punt
2	1	7:14	27	4	73	2:14	TD
3	1	2:09	25	3	-1	1:29	Punt
4	2	14:21	12	3	2	1:02	Punt
5	2	10:17	25	4	75	2:33	TD
6	2	4:13	18	6	22	2:48	Punt
7	2	0:03	17	1	-1	0:03	Half
8	3	12:22	15	8	18	5:51	Punt
9	4	14:56	25	3	0	0:58	Fum
10	4	13:51	20	6	18	3:43	Int
11	4	7:00	25	1	4	0:08	Fum
12	4	6:45	25	3	75	0:33	TD
13	4	4:20	25	3	75	1:41	TD
14	4	0:17	25	1	0	0:08	Int

## OPPONENTS' LONG PLAYS

Yds	Player(s)	Type	Team
80	* B. Smith	Rush	MIA
72	* Morris to Concepcion	Pass	NCS
72	Leary to Jo. Dingle	Pass	UK
64	Hampton	Rush	UNC
60	* Leary to B. Brown	Pass	UK
58	Leary to Key	Pass	UK
55	* Hampton	Rush	UNC
50	Concepcion	Rush	NCS
44	* Leonard	Rush	DUK
43	Maye to Walker	Pass	UNC
43	Davis	Rush	UK
41	Travis to Wilson	Pass	FSU
40	Haynes	Rush	GT
38	Travis to Coleman	Pass	FSU
38	Hartman	Rush	ND
37	Shrader to Villari	Pass	SYR
36	* Waters	Rush	DUK
35	Shrader to Alford	Pass	SYR
35	Hartman to Flores	Pass	ND
33	* Posey to Price	Pass	FAU
33	* Maye to J. Jones	Pass	UNC
32	* H. King to Smith	Pass	GT
30	H. King to Leary	Pass	GT
30	Maye	Rush	UNC
29	Travis to Benson	Pass	FSU
28	Leonard to Ja. Moore	Pass	DUK
28	* Shrader to Villari	Pass	SYR
27	Leary to B. Brown	Pass	UK
26	* Hartman	Rush	ND
25	Leonard to Waters	Pass	DUK
25	Travis to Wilson	Pass	FSU
25	E. Williams to Young	Pass	MIA
25	Estimé	Rush	ND
24	* Travis to Coleman	Pass	FSU
24	Maye to Nesbit	Pass	UNC
24	Leary to T. Robinson	Pass	UK
23	T. Bartalo to Taylor	Pass	CSU
23	Griffis to Grimes	Pass	WF
23	Estimé	Rush	ND
22	Hartman to Estimé	Pass	ND
22	* B. Brown	Rush	UK
21	Ja. Moore	Rush	DUK
21	Estimé	Rush	ND
21	Hartman to Tyree	Pass	ND
20	Walker	Rush	FAU
20	Hartman to Faison	Pass	ND
20	Haynes	Rush	GT

# 2023 PARTICIPATION

#	Player	DUK	CSU	FAU	FSU	SYR	WFO	MIA	NCS	UND	GAT	UNC	USC	KEN	Total	2023 G-S	Career G-S
19	Keith Adams Jr., RB	---	14	10	---	---	---	---	ST	1	6	ST	---	2	33	7-0	9-0
32	Jamal Anderson, LB	ST	9	15	ST	ST	ST	ST	ST	1	20	ST	ST	ST	45	13-0	13-0
36	Khalil Barnes, S	2	14	*57	13	25	41	11	*48	*62	*48	*67	*57	*54	499	13-7	13-7
33	Griffin Batt, LB	---	ST	ST	---	---	---	---	---	---	ST	---	---	---	0	3-0	4-0
31	Rob Billings, S	---	ST	ST	---	---	---	---	---	---	---	ST	ST	ST	0	5-0	5-0
43	Will Blackston, TE	---	ST	ST	---	---	---	---	---	---	---	1	1	---	2	4-0	7-0
68	Will Boggs, OL	---	7	---	---	---	---	---	---	---	4	---	---	---	11	2-0	4-0
9	Jake Briningstool, TE	*66	*30	*36	*66	*58	*60	*48	72	*61	*56	*82	*68	*72	775	13-12	35-13
67	Nathan Brooks, OL	---	12	2	---	---	---	---	---	---	4	---	---	---	18	3-0	3-0
6	Tyler Brown, WR	23	26	36	*65	*68	*58	*62	*45	*51	*52	*68	*59	59	672	13-9	13-9
19	DeMonte Capehart, DT	---	16	29	6	20	8	14	13	10	25	15	8	15	179	12-0	34-0
0	Barrett Carter, LB	*45	*30	*34	*61	*41	*70	*76	*48	*56	---	*72	*46	*54	633	12-12	38-26
58	Holden Caspersen, LS	ST	ST	ST	ST	ST	ST	ST	ST	ST	ST	ST	ST	ST	0	13-0	29-0
36	Quinn Castner, PK	---	ST	---	---	---	---	---	---	---	---	---	---	---	0	1-0	2-0
80	Beaux Collins, WR	*79	*48	*35	*68	*71	*67	*55	*68	*65	*56	*29	---	---	641	11-11	32-27
40	Brodey Conn, P/S	---	---	---	---	---	---	---	---	---	---	---	---	---	---	0-0	1-0
50	Fletcher Cothran, LB	---	ST	ST	---	---	---	---	---	---	ST	---	---	---	0	3-0	4-0
5	Sherrod Covil Jr., S	1	19	51	ST	18	ST	ST	25	---	---	---	---	---	114	8-0	21-0
22	Dee Crayton, LB	---	17	19	---	---	---	ST	---	---	23	---	---	ST	59	5-0	5-0
82	Jackson Crosby, WR	---	5	3	---	---	---	---	---	---	4	---	---	---	12	3-0	4-0
13	Tyler Davis, DT	*42	*16	*27	*36	*36	*45	*51	*31	*38	*30	*45	*34	*38	469	13-13	56-52
44	Cade Denhoff, DE	13	21	29	2	21	5	27	11	2	14	8	7	10	170	13-0	20-0
84	Markus Dixon, TE	---	5	ST	---	---	---	---	---	---	---	---	---	---	5	2-0	2-0
83	Hampton Earle, WR	ST	12	5	ST	ST	ST	ST	ST	ST	5	1	4	ST	27	13-0	27-0
11	Sage Ennis, TE	10	14	13	21	13	19	22	*15	35	9	---	---	---	171	10-1	41-2
43	Riggs Faulkenberry, LB	---	ST	---	---	---	---	---	---	---	ST	---	---	---	0	2-0	2-0
45	Philip Florenzo, LS	ST	ST	ST	ST	ST	ST	ST	ST	ST	ST	ST	ST	ST	0	13-0	28-0
21	Jarvis Green, RB	---	4	6	---	---	---	---	---	---	---	---	---	---	10	2-0	2-0
90	Stephyllan Green, DT	---	6	7	---	---	---	---	---	---	---	---	---	---	13	2-0	2-0
24	Hamp Greene, WR	---	9	8	8	---	3	1	ST	ST	15	6	ST	ST	50	11-0	21-0
18	Kylon Griffin, S	---	17	37	---	4	ST	ST	ST	42	40	ST	5	11	156	11-0	13-0
38	Robert Gunn III, PK	*ST	*ST	*ST	ST	ST	ST	ST	ST	ST	ST	ST	ST	ST	0	13-3	16-3
15	Ronan Hanafin, WR	---	9	ST	ST	ST	ST	ST	4	3	12	7	6	---	41	11-0	11-0
26	Jay Haynes, RB	---	9	5	---	---	---	---	---	---	---	---	---	ST	14	3-0	3-0
18	Hunter Helms, QB	---	11	10	---	---	---	---	---	---	9	1	---	---	31	4-0	9-0
37	Jacob Hendricks, S	---	ST	ST	---	---	---	---	---	---	ST	---	---	---	0	3-0	3-0
99	A.J. Hoffer, DE	---	3	18	---	10	---	1	14	---	25	---	3	---	74	7-0	7-0
75	Trent Howard, OL	---	24	20	---	28	---	9	9	*72	*39	*26	25	5	257	10-3	23-3
25	Blackmon Huckabee Jr., WR	---	ST	---	---	---	---	---	---	---	---	---	---	---	0	1-0	3-0
89	Zach Jackson, WR	---	ST	---	---	---	---	---	---	---	---	---	---	---	0	1-0	2-0
85	Charlie Johnson, WR	---	ST	---	---	---	---	---	---	---	---	---	---	---	0	1-0	1-0
3	Noble Johnson, WR	---	9	---	---	---	---	---	---	---	3	1	ST	---	13	4-0	4-0
70	Mason Johnstone, OL	---	6	---	---	---	---	---	---	---	---	---	---	---	6	1-0	1-0
6	Sheridan Jones, CB	*58	*26	*29	*41	*55	---	*62	*44	---	---	3	---	---	318	8-7	56-28
69	Sam Judy, OL	---	2	---	---	---	---	---	---	---	---	---	---	---	2	1-0	1-0
27	Misun Kelley, WR/DB	---	---	ST	---	9	---	---	---	---	---	---	---	---	9	2-0	2-0
46	Jaden Kinard, S	---	ST	ST	---	---	---	---	---	---	ST	---	---	---	0	3-0	3-0
2	Cade Klubnik, QB	*86	*67	*52	*82	*76	*70	*70	*80	*72	*70	*90	*75	*84	974	13-13	23-14
15	Jahiem Lawson, DE	---	3	10	---	---	---	---	1	---	23	---	---	---	37	4-0	5-0
71	Tristan Leigh, OL	*61	*37	32	51	*39	*25	*39	*80	*72	*70	*91	*75	*84	756	13-11	20-11
14	Shelton Lewis, CB	ST	9	33	ST	11	1	ST	ST	ST	*40	2	ST	*54	150	13-2	13-2
53	Ryan Linthicum, C	---	22	15	---	---	---	---	---	3	19	---	---	---	59	4-0	9-0
10	Jeadyn Lukas, CB	*22	16	25	25	*56	*41	---	---	*4	---	---	---	---	189	7-4	18-4
7	Phil Mafah, RB	34	27	21	28	35	26	25	65	*61	*33	*62	*42	*47	506	13-5	36-7
87	Michael Mankaka, WR	---	ST	ST	---	---	---	---	---	---	---	---	---	---	0	2-0	2-0
86	Tristan Martinez, WR	---	ST	---	---	---	---	---	---	---	---	---	---	---	0	1-0	1-0
7	Justin Mascoll, DE	*46	*15	*27	*40	*31	*22	*32	---	---	*23	*40	*31	*32	339	11-11	64-24
34	Armon Mason, DE	---	---	---	---	---	---	---	---	---	---	---	---	---	---	0-0	6-0
92	Levi Matthews, DE	---	ST	ST	---	---	---	---	---	---	---	---	---	---	0	2-0	2-0
77	Mitchell Mayes, OL	31	29	*43	*82	*53	*8	*52	---	---	32	20	---	---	350	9-5	32-9
39	Bubba McAtee, S	---	---	---	---	---	---	---	ST	ST	17	ST	---	---	17	5-0	17-0
21	Kobe McCloud, LB	---	17	29	ST	5	ST	ST	---	ST	*18	ST	ST	*21	90	11-2	13-2
58	Evan McCutchen, DE	---	3	8	---	---	ST	---	ST	---	---	---	---	---	11	4-0	5-0
57	Chandler McMaster, LB	---	ST	---	---	---	---	---	---	---	---	---	---	---	0	1-0	1-0
34	Kevin McNeal, RB	---	1	ST	---	---	---	---	---	---	---	---	---	---	1	2-0	4-0
9	R.J. Mickens, S	*69	*27	*36	*62	*55	*70	*60	---	---	23	56	*40	*54	532	11-9	47-17
78	Blake Miller, OL	*86	*51	*53	*82	*76	*70	*70	*80	*72	*70	*91	*75	*84	960	13-13	27-27
47	Boston Miller, S	---	ST	---	---	---	---	---	---	---	---	---	---	---	0	1-0	2-0
56	Reed Morrissey, LB	---	ST	ST	---	---	---	---	---	---	---	---	---	---	0	2-0	2-0
47	Hogan Morton, PK	---	ST	---	---	---	---	---	---	---	---	---	---	---	0	1-0	1-0
1	Andrew Mukuba, S	*58	---	---	*50	*41	*67	*74	*48	*62	*49	*72	*57	---	578	10-10	35-31
38	Peter Nearn, S	---	ST	ST	---	---	---	---	---	---	ST	---	---	---	0	3-0	4-0
41	Caleb Nix, S	---	1	4	---	---	---	---	---	ST	16	ST	ST	ST	21	7-0	8-0
79	Jake Norris, OL	---	3	---	---	---	---	---	---	---	---	---	---	---	3	1-0	1-0
42	David Ojiegbe, DE	---	3	8	---	---	---	---	---	---	---	---	---	---	11	2-0	2-0
16	Myles Oliver, CB	---	---	---	---	---	---	---	---	---	9	---	---	---	9	1-0	2-0
33	Ruke Orhoro, DT	*40	*28	*29	*36	*27	*40	*51	*31	*38	*23	*41	*30	---	414	12-12	53-30
72	Zack Owens, OL	---	3	---	---	---	---	---	---	---	10	---	---	---	13	2-0	2-0
55	Payton Page, DT	13	11	29	12	16	22	23	13	19	24	15	19	22	238	13-0	39-0
12	T.J. Parker, DE	18	25	29	36	32	55	*61	*32	*55	19	41	31	23	457	13-3	13-3
64	Walker Parks, OL	*73	*50	---	---	---	---	---	---	---	---	---	---	---	123	2-2	39-28
81	Olsen Patt-Henry, TE	---	4	---	---	---	---	---	2	---	10	5	12	8	41	6-0	6-0
91	Zaire Patterson, DE	---	3	11	---	---	---	---	---	---	---	---	---	---	14	2-0	3-0
14	Trent Pearman, QB	---	---	2	---	---	---	---	---	---	---	---	---	---	2	1-0	1-0
65	Chapman Pendergrass, OL	---	8	---	---	---	ST	ST	ST	ST	4	ST	ST	ST	12	9-0	9-0
59	Dietrick Pennington, OL	---	11	5	---	---	---	---	ST	ST	6	ST	ST	ST	22	8-0	12-0
25	Jalyn Phillips, S	*60	*29	*43	*57	*45	*17	*55	*7	---	---	---	---	25	338	9-8	60-29
51	Peyton Pitts, OL	---	3	---	---	---	---	---	---	---	---	---	---	---	3	1-0	1-0



# 2023 PARTICIPATION

#	Player	DUK	CSU	FAU	FSU	SYR	WFU	MIA	NCS	UND	GAT	UNC	USC	KEN	Total	2023 G-S	Career G-S
44	Banks Pope, TE	---	5	2	---	---	---	---	2	---	5	*23	6	10	53	7-1	7-1
23	Toriano Pride Jr., CB	ST	6	45	ST	13	*63	10	8	ST	ST	ST	ST	---	145	12-1	26-3
56	Will Putnam, OL	*86	*53	*53	*82	*76	*70	*70	*80	*69	*64	*91	*75	*84	953	13-13	60-49
8	Adam Randall, WR	29	*51	30	*68	*7	6	14	28	20	35	60	*60	*58	466	13-5	25-6
35	Austin Randall, CB	---	ST	ST	---	---	---	---	---	---	---	---	---	---	0	2-0	2-0
54	Ian Reed, OL	---	11	---	---	---	---	---	---	---	---	---	---	---	11	1-0	1-0
31	Tristen Rigby, RB	---	2	---	---	---	---	---	---	---	ST	---	---	---	2	2-0	2-0
50	Collin Sadler, OL	25	32	*34	*31	37	45	31	*73	ST	43	64	*66	*84	565	13-5	16-5
5	Josh Sapp, TE	1	9	11	ST	3	ST	2	1	1	18	10	9	*19	84	13-1	15-1
32	Wise Segars Jr., RB	---	1	---	---	---	---	---	---	---	---	---	---	---	1	1-0	2-0
52	Harris Sewell, OL	---	22	25	---	9	62	17	---	*72	*44	*71	*59	*79	460	10-5	10-5
1	Will Shipley, RB	*52	*38	*31	*57	*56	*43	*54	*16	---	36	37	41	41	502	12-8	36-27
62	Bryce Smith, OL	---	3	---	---	---	---	---	---	---	---	---	---	---	3	1-0	1-0
89	Jack Smith, P	---	---	ST	---	---	---	---	---	---	---	---	---	---	0	1-0	2-0
48	Walt Smith, S	---	ST	---	---	---	---	---	---	---	---	---	---	---	0	1-0	1-0
13	Brannon Spector, WR	6	15	15	8	7	1	6	16	3	---	---	---	5	82	10-0	38-6
10	Troy Stellato, WR	---	23	22	14	61	*62	40	*69	*44	*44	69	*62	*70	580	12-6	14-6
93	Caden Story, DT	---	8	28	---	10	---	ST	ST	ST	13	ST	ST	ST	59	10-0	11-0
23	Peyton Streko, RB	---	ST	---	---	---	---	---	---	---	---	---	---	---	0	1-0	1-0
29	Branden Strozier, CB	---	3	4	---	---	---	---	---	---	---	---	---	---	7	2-0	2-0
29	Davian Sullivan, WR	---	5	---	---	---	---	---	---	---	---	---	---	---	5	1-0	1-0
39	Aidan Swanson, P/PK	*ST	*ST	*ST	*ST	*ST	*ST	*ST	*ST	*ST	*ST	*ST	*ST	*ST	0	13-13	35-27
88	Clay Swinney, WR	ST	7	4	ST	ST	ST	ST	ST	ST	ST	ST	ST	ST	11	13-0	14-0
74	Marcus Tate, OL	*68	*41	*43	*82	*63	*70	*62	*78	---	---	---	---	---	507	8-8	32-27
20	Avieon Terrell, CB	ST	13	29	ST	12	29	ST	ST	*60	*50	*71	*57	*54	375	13-5	13-5
20	Domonique Thomas, RB	1	12	8	ST	ST	ST	ST	2	10	9	1	ST	---	43	12-0	16-0
3	Xavier Thomas, DE	*43	*19	*36	*46	*38	*55	---	*38	44	*28	*53	*40	*40	480	12-11	61-30
54	Jeremiah Trotter Jr., LB	*60	*30	*41	*62	*62	*70	*76	*48	*55	*43	*72	*57	---	676	12-12	39-26
73	Bryn Tucker, OL	---	2	---	---	---	---	---	---	---	6	1	---	---	9	3-0	20-0
22	Cole Turner, WR	*51	---	*19	---	---	---	---	---	---	---	---	---	---	70	2-2	5-2
12	Paul Tyson, QB	---	5	3	---	---	---	---	---	---	---	---	---	---	8	2-0	2-0
24	Tyler Venables, S	---	---	---	---	---	---	---	---	---	---	ST	ST	---	0	2-0	36-2
17	Christopher Vizzina, QB	---	5	---	---	---	---	---	---	---	4	---	---	---	9	2-0	2-0
30	Kylen Webb, S	---	ST	ST	---	---	---	---	---	---	---	---	---	ST	0	3-0	3-0
41	Jonathan Weitz, PK	---	---	---	*ST	*ST	*ST	*ST	*ST	*ST	*ST	*ST	*ST	*ST	0	10-10	17-10
2	Nate Wiggins, CB	50	*21	*28	*60	---	---	*55	*44	59	33	*73	*57	---	480	10-7	34-18
0	Antonio Williams, WR	*62	*40	*7	---	---	---	*23	---	---	---	---	---	29	161	5-4	19-14
76	John Williams, OL	---	11	15	---	---	---	---	---	---	---	---	---	---	26	2-0	7-0
8	Tré Williams, DT	---	---	---	---	---	---	---	7	4	---	6	5	1	23	5-0	30-1
17	Wade Woodaz, LB	27	*21	38	12	36	17	40	16	*18	*34	*21	25	*52	357	13-5	27-6
11	Peter Woods, DT	22	14	19	24	27	34	33	---	*32	22	25	21	*34	307	12-2	12-2

\* - start; ST - special teams only; Note: Numbers do not necessarily denote official plays, but rather non-special-team snaps; **bold** denotes a Clemson home game.

# 2023 GAME-BY-GAME STARTERS

Position	DUK	CSU	FAU	FSU	SYR	WFU	MIA	NCS	UND	GAT	UNC	USC	KEN
LT	Leigh	Leigh	Sadler	Sadler	Leigh	Leigh	Leigh	Sadler	Leigh	Leigh	Leigh	Leigh	Leigh
LG	Tate	Tate	Tate	Tate	Tate	Tate	Tate	Tate	Howard	Howard	Howard	Sadler	Sadler
C	Putnam	Putnam	Putnam	Putnam	Putnam	Putnam	Putnam	Putnam	Putnam	Putnam	Putnam	Putnam	Putnam
RG	Parks	Parks	Mayes	Mayes	Mayes	Mayes	Mayes	Leigh	Sewell	Sewell	Sewell	Sewell	Sewell
RT	Bl. Miller	Bl. Miller	Bl. Miller	Bl. Miller	Bl. Miller	Bl. Miller	Bl. Miller	Bl. Miller	Bl. Miller	Bl. Miller	Bl. Miller	Bl. Miller	Bl. Miller
TE	Briningstool	Briningstool	Briningstool	Briningstool	Briningstool	Briningstool	Briningstool	Ennis	Briningstool	Briningstool	Briningstool	Briningstool	Briningstool
WR/TE	Turner	Ad. Randall	Turner	Ad. Randall	Ad. Randall	Stellato	A. Williams	Stellato	Stellato	Stellato	Pope	Ad. Randall	Sapp
QB	Klubnik	Klubnik	Klubnik	Klubnik	Klubnik	Klubnik	Klubnik	Klubnik	Klubnik	Klubnik	Klubnik	Klubnik	Klubnik
RB	Shipley	Shipley	Shipley	Shipley	Shipley	Shipley	Shipley	Shipley	Mafah	Mafah	Mafah	Mafah	Mafah
WR	A. Williams	A. Williams	A. Williams	Brown	Brown	Brown	Brown	Brown	Brown	Brown	Brown	Brown	Ad. Randall
WR	Collins	Collins	Collins	Collins	Collins	Collins	Collins	Collins	Collins	Collins	Collins	Stellato	Stellato
DE	X. Thomas	X. Thomas	X. Thomas	X. Thomas	X. Thomas	X. Thomas	Parker	X. Thomas	Orhorhoro	X. Thomas	X. Thomas	X. Thomas	X. Thomas
DT	Davis	Davis	Davis	Davis	Davis	Davis	Davis	Davis	Davis	Davis	Davis	Davis	Davis
DT	Orhorhoro	Orhorhoro	Orhorhoro	Orhorhoro	Orhorhoro	Orhorhoro	Orhorhoro	Orhorhoro	Woods	Orhorhoro	Orhorhoro	Orhorhoro	Woods
DE	Mascoll	Mascoll	Mascoll	Mascoll	Mascoll	Mascoll	Mascoll	Parker	Parker	Mascoll	Mascoll	Mascoll	Mascoll
MLB	Trotter	Trotter	Trotter	Trotter	Trotter	Trotter	Trotter	Trotter	Trotter	Trotter	Trotter	Trotter	McCloud
WLB	Carter	Carter	Carter	Carter	Carter	Carter	Carter	Carter	Carter	McCloud	Carter	Carter	Carter
CB	Jones	Jones	Jones	Jones	Jones	Jones	Pride	Jones	Terrell	Terrell	Terrell	Terrell	Terrell
SS	Mickens	Mickens	Mickens	Mickens	Mickens	Mickens	Mickens	Barnes	Mukuba	Mukuba	Mukuba	Mukuba	Mickens
FS	Phillips	Phillips	Phillips	Phillips	Phillips	Phillips	Phillips	Phillips	Barnes	Barnes	Barnes	Mickens	Barnes
NB/SLB	Mukuba	Woodaz	Barnes	Mukuba	Mukuba	Mukuba	Mukuba	Mukuba	Woodaz	Woodaz	Woodaz	Barnes	Woodaz
CB	Lukus	Wiggins	Wiggins	Wiggins	Lukus	Lukus	Lukus	Wiggins	Lukus	Lewis	Wiggins	Wiggins	Lewis
PK	Gunn	Gunn	Gunn	Weitz	Weitz	Weitz	Weitz	Weitz	Weitz	Weitz	Weitz	Weitz	Weitz
P	Swanson	Swanson	Swanson	Swanson	Swanson	Swanson	Swanson	Swanson	Swanson	Swanson	Swanson	Swanson	Swanson

Note: **bold** denotes a Clemson home game.

# 2023 SUPERLATIVES

## TEAM

Category	2023 Clemson Team High	Clemson Team Record	2023 Opponent Team High	Opponent Team Record
Total Offense	679 vs. <b>Charleston Southern, 9-9</b>	756 vs. <b>Wake Forest, 10-31-1981</b>	457 by <b>North Carolina, 11-18</b>	771 by Florida State, 11-4-2000
Plays	89 vs. <b>North Carolina, 11-18</b>	102 vs. <b>NC State, 11-17-2012</b>	82 by <b>Florida Atlantic, 9-16</b>	99 by <b>South Carolina, 11-12-1968</b> by <b>Louisville, 10-1-2016</b>
Yards Per Play	7.8 vs. <b>Charleston Southern, 9-9</b>	11.6 vs. <b>Louisville, 11-3-2018</b>	7.8 by Kentucky, 12-29	9.3 by Florida State, 11-4-2000
Rushing Yards	274 vs. <b>Charleston Southern, 9-9</b>	615 vs. Georgia Tech, 10-17-1903	248 by <b>North Carolina, 11-18</b>	478 by Tulane, 11-18-1944
Carries	55 vs. <b>North Carolina, 11-18</b>	78 vs. Duke, 10-20-1979	39 by <b>Wake Forest, 10-7</b>	82 by North Carolina, 11-15-1969
Yards Per Carry	6.5 vs. <b>Charleston Southern, 9-9</b>	13.3 vs. <b>Louisville, 11-3-2018</b>	7.8 by <b>North Carolina, 11-18</b>	
Rushing Touchdowns	4 vs. Kentucky, 12-29	11 vs. <b>Presbyterian College, 9-25-1948</b>	3 by Duke, 9-4	
Passing Yards	405 vs. <b>Charleston Southern, 9-9</b>	580 vs. <b>Pittsburgh, 11-12-2016</b>	306 by Kentucky, 12-29	521 by Florida State, 11-4-2000
Completions	36 vs. <b>Charleston Southern, 9-9</b>	52 vs. <b>Pittsburgh, 11-12-2016</b>	27 by <b>Florida Atlantic, 9-16</b>	39 by Texas Tech, 12-23-2002
Passing Attempts	51 vs. NC State, 10-28	70 vs. <b>Pittsburgh, 11-12-2016</b>	46 by <b>Florida Atlantic, 9-16</b>	59 by Louisiana Tech, 12-31-2001
Completion % <sup>(10 comp.)</sup>	80.0 vs. <b>Charleston Southern, 9-9</b>	88.2 vs. <b>The Citadel, 9-16-1978</b>	72.7 by Miami (Fla.), 10-21	84.6 by NC State, 10-20-1990
Passing Efficiency <sup>(10 comp.)</sup>	187.8 vs. <b>Charleston Southern, 9-9</b>	262.9 vs. <b>Furman, 9-15-2007</b>	158.2 by Kentucky, 12-29	257.6 by Ohio State, 1-1-2021
Passing Touchdowns	5 vs. <b>Charleston Southern, 9-9</b>	7 vs. Georgia Tech, 10-17-2020	2 by many (4)	6 by many (4)
Longest Pass	69 vs. <b>Charleston Southern, 9-9</b>	97 vs. <b>Virginia, 11-16-1974</b>	72 by NC State, 10-28	98 by Florida State, 11-4-2000
			by Kentucky, 12-29	
First Downs	37 vs. <b>Charleston Southern, 9-9</b>	40 vs. <b>South Carolina, 11-26-2016</b>	20 by <b>Florida Atlantic, 9-16</b>	35 by Maryland, 11-17-1984
Total Touchdowns	9 vs. <b>Charleston Southern, 9-9</b>	12 vs. <b>Wake Forest, 10-31-1981</b>	5 by Kentucky, 12-29	10 by West Virginia, 1-4-2012
Points	66 vs. <b>Charleston Southern, 9-9</b>	122 vs. <b>Guilford, 9-15-1901</b>	35 by Kentucky, 12-29	74 by Alabama, 11-14-1931
Field Goals	3 vs. South Carolina, 11-25	6 vs. <b>Texas A&amp;M, 9-3-2005</b> vs. <b>Boston College, 9-19-2009</b>	3 by <b>Notre Dame, 11-4</b>	6 by <b>Duke, 10-16-1976</b>
Punting Average <sup>(3 punts)</sup>	53.3 vs. <b>Florida State, 9-23</b>	56.7 vs. Wake Forest, 11-1-1986	53.6 by Duke, 9-4	57.7 by <b>Wake Forest, 11-16-2019</b>
Time of Possession	38:11 vs. <b>North Carolina, 11-18</b>	42:58 vs. <b>North Carolina, 11-7-1992</b>	34:25 by Miami (Fla.), 10-21	41:52 by <b>North Texas, 9-4-2010</b>
Penalties	8 vs. Miami (Fla.), 10-21	20 vs. NC State, 10-13-2001	10 by <b>North Carolina, 11-18</b>	21 by Mississippi State, 12-30-1999
Penalty Yards	69 vs. <b>Wake Forest, 10-7</b> vs. <b>Georgia Tech, 11-11</b>	181 vs. NC State, 10-13-2001	92 by Syracuse, 9-30	188 by Mississippi State, 12-30-1999
Turnovers	3 vs. Duke, 9-4 vs. Miami (Fla.), 10-21	10 vs. Florida, 10-11-1952	4 by many (3)	9 by <b>Georgia, 9-19-1981</b>
Third-Down Conversions	8 vs. Syracuse, 9-30	16 vs. Wake Forest, 9-24-2022	9 by Syracuse, 9-30 by Miami (Fla.), 10-21	15 by <b>Georgia, 9-21-1985</b>
Third-Down Conversion %	50.0 vs. many (3)	100.0 vs. <b>Wake Forest, 10-31-1981</b>	52.9 by Syracuse, 9-30	72.7 by Florida State, 9-11-1993
Field Position	42 vs. <b>Florida Atlantic, 9-16</b>	49 vs. <b>Florida Atlantic, 9-2-2006</b>	38 by <b>Wake Forest, 10-7</b>	50 by Wake Forest, 10-7-2006
Punt Return Yards	58 vs. <b>Florida Atlantic, 9-16</b>	227 vs. <b>Georgia Tech, 9-26-1987</b>	27 by Duke, 9-4	150 by <b>Florida State, 9-20-1997</b>
Kickoff Return Yards	112 vs. Kentucky, 12-29	286 vs. Florida State, 9-25-2004	100 by Kentucky, 12-29	290 by <b>North Carolina, 10-22-2011</b>
Interception Return Yards	105 vs. <b>Florida Atlantic, 9-16</b>	143 vs. Maryland, 10-31-1970	67 by <b>Charleston Southern, 9-9</b>	166 by <b>Auburn, 11-21-1953</b>
Interceptions By Defense	4 vs. <b>Georgia Tech, 11-11</b>	6 vs. <b>South Carolina, 11-27-1971</b> vs. NC State, 9-30-1995	2 by NC State, 10-28	7 by <b>South Carolina, 10-25-1945</b>
Fumble Return Yards	42 vs. South Carolina, 11-25	93 vs. Virginia, 9-19-1998	56 by <b>Florida State, 9-23</b>	103 by West Virginia, 1-4-2012
Sacks	5 vs. Syracuse, 9-30	12 vs. <b>Furman, 9-7-1996</b>	8 by Kentucky, 12-29	9 by Kentucky, 12-29-2023

## INDIVIDUAL

Category	2023 Clemson Individual Best	Clemson Individual Record	2023 Opponent Individual Best	Opponent Individual Record
Total Offense	309 by Cade Klubnik vs. Charleston Southern, 9-9	588 by Deshaun Watson vs. Pittsburgh, 11-12-2016	301 by Devin Leary (Kentucky), 12-29	521 by Joe Burrow (Louisiana State) 1-13-2020
Rushing Yards	186 by Phil Mahaf vs. Notre Dame, 11-4	263 by Raymond Priester vs. Duke, 11-11-1995	178 by Omarion Hampton (North Carolina), 11-18	256 by Steve Wadiak (South Carolina), 10-19-1950
Carries	36 by Phil Mahaf vs. Notre Dame, 11-4	36 by many (4)	19 by Demond Claiborne (Wake Forest), 10-7 by Omarion Hampton (North Carolina), 11-18	45 by James McDougald (Wake Forest), 10-9-1976
Rushing Touchdowns	4 by Phil Mahaf vs. Kentucky, 12-29	5 by Stumpy Banks vs. Furman, 10-13-1917 by Maxcey Welch vs. Newberry, 10-17-1930	2 by Omarion Hampton (North Carolina), 11-18	4 by many (4)
Longest Carry	49 by Phil Mahaf vs. Duke, 9-4	90 by many (3)	80 by Brashard Smith (Miami (Fla.)), 10-21	98 by Steve Atkins (Maryland), 11-18-1978
Passing Yards	315 by Cade Klubnik vs. Charleston Southern, 9-9	580 by Deshaun Watson vs. Pittsburgh, 11-12-2016	306 by Devin Leary (Kentucky), 12-29	521 by Chris Weinke (Florida State), 11-4-2000
Completions	30 by Cade Klubnik vs. Kentucky, 12-29	52 by Deshaun Watson vs. Pittsburgh, 11-12-2016	24 by Emory Williams (Miami (Fla.)), 10-21	35 by George Godsey (Georgia Tech), 10-28-2000
Passing Attempts	50 by Cade Klubnik vs. NC State, 10-28	70 by Deshaun Watson vs. Pittsburgh, 11-12-2016	37 by Jordan Travis (Florida State), 9-23	57 by Kip Allen (The Citadel), 10-4-1986 by George Godsey (Georgia Tech), 10-28-2000
Completion % <sup>(10 comp.)</sup>	75.7 by Cade Klubnik vs. Charleston Southern, 9-9	95.0 by Cole Stoudt vs. South Carolina State, 9-7-2013	72.7 by Emory Williams (Miami (Fla.)), 10-21	100.0 by Darian Durant (North Carolina), 10-20-2001
Passing Efficiency <sup>(10 comp.)</sup>	177.5 by Cade Klubnik vs. Charleston Southern, 9-9	261.9 by Tajh Boyd vs. Syracuse, 10-5-2013	158.2 by Devin Leary (Kentucky), 12-29	257.6 by Justin Fields (Ohio State), 1-1-2021
Passing Touchdowns	4 by Cade Klubnik vs. Charleston Southern, 9-9 by Cade Klubnik vs. Georgia Tech, 11-11	6 by Deshaun Watson vs. North Carolina, 9-27-2014	2 by many (4)	6 by many (3)
Receptions	9 by Tyler Brown vs. Syracuse, 9-30 by Jake Briningstool vs. Kentucky, 12-29	16 by Sammy Watkins vs. Ohio State, 1-3-2014	12 by LaJohntay Wester (Florida Atlantic), 9-16	14 by Kelly Campbell (Georgia Tech), 10-28-2000 by Emeka Emezie (NC State), 9-25-2021
Receiving Yards	153 by Tyler Brown vs. Syracuse, 9-30	227 by Sammy Watkins vs. Ohio State, 1-3-2014	108 by LaJohntay Wester (Florida Atlantic), 9-16	249 by Peter Warrick (Florida State), 9-20-1997
Receiving Touchdowns	2 by many (3)	3 by many (9)	2 by Keon Coleman (Florida State), 9-23 by Kevin Concepcion (NC State), 10-28	4 by <b>Torry Holt (NC State), 10-31-1998</b> by Tavon Austin (West Virginia), 1-4-2012
All-Purpose Yards	186 by Phil Mahaf vs. Notre Dame, 11-4	345 by Sammy Watkins vs. Maryland, 10-15-2011	226 by Barion Brown (Kentucky), 12-29	496 by <b>Tobias Palmer (NC State), 11-17-2012</b>
Total Touchdowns	4 by Phil Mahaf vs. Kentucky, 12-29	5 by Stumpy Banks vs. Furman, 10-13-1917 by Maxcey Welch vs. Newberry, 10-17-1930	3 by Barion Brown (Kentucky), 12-29	4 by many (7)
Points	24 by Phil Mahaf vs. Kentucky, 12-29	33 by <b>Maxcey Welch vs. Newberry, 10-17-1930</b>	18 by Barion Brown (Kentucky), 12-29	24 by many (7)
Field Goals	3 by Jonathan Weitz vs. South Carolina, 11-25 by Jonathan Weitz vs. Kentucky, 12-29	6 by <b>Jad Dean vs. Texas A&amp;M, 9-3-2005</b> by <b>Richard Jackson vs. Boston College, 9-19-2009</b>	3 by Spencer Shrader (Notre Dame), 11-4	6 by <b>Vince Fusco (Duke), 10-17-1976</b>
Longest Field Goal	52 by Jonathan Weitz vs. Kentucky, 12-29	61 by Spencer Benton vs. Ball State, 9-8-2012	48 by Ryan Fitzgerald (Florida State), 9-23	60 by Kevin Butler (Georgia), 9-22-1984
Punting Average <sup>(3 punts)</sup>	53.3 by Aidan Swanson vs. Florida State, 9-23	55.3 by <b>Dale Hatcher vs. Kentucky, 10-2-1982</b>	53.6 by Porter Wilson (Duke), 9-4	
Punt Return Yards	57 by <b>Hamp Greene vs. Notre Dame, 11-4</b>	167 by Don Kelley vs. Maryland, 10-20, 1970	27 by Jalon Calhoun (Duke), 9-4	
Kickoff Return Yards	94 by Will Shipley vs. Kentucky, 12-29	282 by Justin Miller vs. Florida State, 9-25-2004	100 by Barion Brown (Kentucky), 12-29	
Interception Return Yards	59 by <b>Wade Woodaz vs. Florida Atlantic, 9-16</b>	101 by <b>Willie Underwood vs. South Carolina, 11-22-1980</b>	67 by <b>Leon Thomas (Charleston Southern), 9-9</b>	128 by <b>Dennis Tabron (Duke), 10-18-1980</b>
Interceptions	1 by many (9) sixteen times	3 by many (5)	1 by many (9)	4 by Jim Dooley (Miami (Fla.)), 1-1-1952
Fumble Return Yards	42 by Khalil Barnes vs. South Carolina, 11-25	93 by Antwan Edwards vs. Virginia, 9-19-1998	56 by <b>Kalen DeLoach (Florida State), 9-23</b>	
Tackles	11 by Jeremiah Trotter Jr. three times	27 by Keith Adams vs. South Carolina, 11-20-1999	11 by many (6)	29 by <b>Ed Stetz (Wake Forest) 10-30-1971</b>
Tackles For Loss	3 by <b>T.J. Parker vs. Charleston Southern, 9-9</b> by <b>Ruke Orhoro vs. NC State, 10-28</b>	6 by <b>Keith Adams vs. Duke, 11-6-1999</b> by Andre Branch vs. Virginia Tech, 10-1-2011	3 by Caleb Okechukwu (Syracuse), 9-30	4.5 by <b>Jadevon Clowney (South Carolina), 11-24-2012</b> by <b>Brian Burns (Florida State) 11-11-2017</b>
Sacks	2 by many (3)	4 by many (3)	2 by many (4)	4.5 by <b>Jadevon Clowney (South Carolina), 11-24-2012</b>

Note: Numbers in (parentheses) denote minimums; **bold** denotes a Clemson home game.



# 2023 GAME RECAPS

GAME 1	CLEMSON	7
	DUKE	28
	SEPT. 4, 2023 WALLACE WADE STADIUM • DURHAM, N.C.	

Duke took advantage of three second-half turnovers to pull away from No. 9 Clemson, 28-7, at Wallace Wade Stadium.

The game marked the first time in Clemson history that the Tigers both rushed and passed for 200 yards and lost. Entering the game, Clemson had been 108-0 — including a 58-0 mark under Dabo Swinney — when reaching 200 yards in both categories. Clemson out-gained Duke, 422-374, and led the Blue Devils in first downs, 29-17, in the defeat.

After two Duke field goals, Wade Woodaz recovered a muffed punt on Duke's 18-yard line, setting up Will Shipley's first career receiving touchdown on a pass from Klubnik for a 7-6 lead the Tigers would carry into halftime.

On the first possession of the second half, Duke quarterback Riley Leonard escaped from the pocket and scored on a 44-yard touchdown run, giving Duke a 13-7 lead. Clemson drove the ensuing possession deep into Duke territory but suffered its second blocked field goal attempt of the evening.

The Tigers again drove deep into Duke's end late in the third quarter and appeared poised to take the lead, but a Mafah fumble on the one-yard line ended the scoring threat. Klubnik saved a touchdown, running nearly 60 yards to track down Jaylen Stinson, but the Blue Devils added a touchdown on the ensuing six-play scoring drive.

Clemson got the ball back on their own 20-yard line with 5:43 left on the clock in search of 14 points. However, a Duke interception on the fourth play of the drive gave the Blue Devils the ball back with a two-possession lead. A 30-yard touchdown run from Jordan Waters sealed a 28-7 Duke victory.

GAME STATS					
Clemson	0	7	0	0	7
Duke	3	3	7	15	28
DU Pelino 22 FG 1st, 9:19, 10-57					
DUK Pelino 42 FG 2nd, 14:19, 7-40					
CU Shipley 2 pass from Klubnik (Gunn kick) 2nd, 10:09, 5-18					
DUK Leonard 44 rush (Pelino kick) 3rd, 2:20, 5-75					
DUK Moore 9 rush (Calhoun pass from Leonard) 4th, 10:33, 6-33					
DUK Waters 36 rush (Pelino kick) 4th, 3:15, 4-49					
Attendance - 31,638			Weather - Clear, 83°		
Team Statistics		CU	DUK		
First Downs		29	17		
Rushing		213	199		
Passing		27-43	17-34		
Passing Yards		209	175		
Total Offense		422	374		
Rushing (Car-Yards-TD)					
CU Shipley 17-114, Mafah 11-65, Klubnik 12-34					
DUK Leonard 8-98-1, Waters 11-63-1, Moore 8-43-1, TEAM 3-(-5)					
Passing (Cm-Att-Yards-I-TD)					
CU Klubnik 27-43-209-1-1					
DUK Leonard 17-33-175-0-0					
Receiving (Rec-Yards-TD)					
CU A. Williams 7-56, Shipley 6-29-1, Collins 5-50, Turner 2-21, Brown 2-21, Mafah 2-14, Briningstool 1-10, Ad. Randall 1-8, Spector 1-0					
DUK Calhoun 5-32, Waters 3-46, Hagans 3-25, Jo. Moore 3-20, Ja. Moore 1-28, Dalmolin 1-16, Robertson 1-8					

GAME 2	CHARLESTON SOUTHERN	17
	CLEMSON	66
	SEPT. 9, 2023 MEMORIAL STADIUM • CLEMSON, S.C.	

No. 21 Clemson scored 45 unanswered points over the final three quarters to defeat Charleston Southern, 66-17, in Clemson's home opener. The Tigers played a school-record 117 players in the contest.

Clemson overcame a couple of critical early mistakes. A Clemson fumble on fourth down in its own territory set up a one-yard Charleston Southern touchdown, and a 67-yard pick six gave the Buccaneers a 14-7 lead late in the first quarter. The game was tied 14-14 after the first quarter despite a 198-6 Clemson advantage in offensive yardage and 12-0 Clemson edge in first downs at the quarter break.

Clemson outscored Charleston Southern, 52-3, over the remaining three quarters. Phil Mafah (two rushing), Antonio Williams (two receiving) and Jay Haynes (one rushing, one receiving) all found the end zone twice during the contest, and Beaux Collins led the Tigers with seven receptions and 137 receiving yards, including a 69-yard catch-and-run for a score. Clemson's 37 first downs were the third most in school history.

Defensively, Clemson held the Bucs to only 73 total yards and four first downs. Linebacker Wade Woodaz returned his first career interception 35 yards for a score.

The game was Dabo Swinney's 100th home game as head coach, improving him to 92-8 in Death Valley.

GAME STATS

Charleston Southern	14	3	0	0	17
Clemson	14	10	28	14	66
CU A. Williams 10 pass from Klubnik (Gunn kick) 1st, 11:05, 10-68					
CSU Moore 1 run (Babbush kick) 1st, 8:00, 1-1					
CSU L. Thomas 67 interception return (Babbush kick) 1st, 2:35					
CU Mafah 1 run (Gunn kick) 1st, 0:14, 7-57					
CU A. Williams 5 pass from Klubnik (Gunn kick) 2nd, 12:27, 3-39					
CSU Babbush 45 FG 2nd, 7:01, 10-47					
CU Gunn 23 FG 2nd, 0:04, 13-59					
CU Mafah 5 run (Gunn kick) 3rd, 10:51, 5-54					
CU Woodaz 35 interception return (Gunn kick) 3rd, 10:39					
CU Collins 69 pass from Klubnik (Gunn kick) 3rd, 7:19, 3-70					
CU Sapp 25 pass from Klubnik (Gunn kick) 3rd, 0:18, 10-91					
CU Haynes 8 run (Morton kick) 4th, 8:20, 11-90					
CU Haynes 6 pass from Tyson (Castner kick) 4th, 4:18, 5-63					
Attendance - 81,500		Weather - Cloudy, 84°			
Team Statistics		CSU		CU	
First Downs		4		37	
Rushing		12		274	
Passing		6-16		36-45	
Passing Yards		61		405	
Total Offense		46-73		87-679	
Rushing (Car-Yards-TD)					
CSU Ruff 9-23, Moore 6-9-1, Brooks 1-7, Ison 5-1, TEAM 1-(-1), Holland 1-(-2), C. Thomas 1-(-10), T. Bartalo 6-(-15)					
CU Shipley 9-73, Mafah 9-59-2, D. Thomas 5-42, Rigby 2-41, Adams 5-32, Haynes 4-28-1, Segars 1-3, J. Green 1-2, McNeal 1-0, 5-(-6)					
Passing (Cm-Att-Yards-I-TD)					
CSU T. Bartalo 6-14-61-1-0, Osbourne 0-2-0-0-0					
CU Klubnik 28-37-315-1-4, Helms 5-5-48-0-0, Tyson 3-3-42-0-1					
Receiving (Rec-Yards-TD)					
CSU C. Thomas 2-12, Taylor 1-23, Driskell 1-13, Kakavitsas 1-8, Sauers 1-5					
CU Collins 7-137-1, A. Williams 5-64-2, Stellato 5-51, Shipley 3-22, Briningstool 3-15, Brown 2-9, Ad. Randall 2-7, Sapp 1-25, Swinney 1-24, Greene 1-12, Patt-Henry 1-12, Spector 1-9, Pope 1-9, Haynes 1-6-1, Earle 1-2, Mafah 1-1					

GAME 3	FLORIDA ATLANTIC	14
	CLEMSON	48
	SEPT. 16, 2023 MEMORIAL STADIUM • CLEMSON, S.C.	

Twenty first-quarter points sparked No. 22 Clemson to a 48-14 prime-time win against Florida Atlantic at Memorial Stadium.

Cade Klubnik was responsible for four total touchdowns — three passing and one rushing. Wide receiver Tyler Brown caught two touchdowns, becoming the first Clemson freshman with two receiving touchdowns in a game since Justyn Ross in the 2018 Cotton Bowl.

Clemson forced four turnovers in the victory. Cornerback Nate Wiggins jumpstarted Clemson and opened the scoring with a 46-yard interception return for touchdown, become the first Tiger with a pick-six in consecutive seasons since Rex Varn in 1977-78. Khalil Barnes recorded his first career interception later in the quarter, and Wade Woodaz notched his second interception in as many weeks later in the contest, becoming the first Clemson linebacker with a pick in back-to-back games since Isaiah Simmons in 2019.

After Wiggins' opening salvo, the Tigers added four more touchdowns in the first half, including scoring passes from Klubnik to Brown and Jake Briningstool as well as rushing touchdowns by Phil Mafah and Klubnik, giving Clemson a 34-0 lead at halftime.

Both teams added 14 points in the second half. Clemson's 14 second-half points included Brown adding his second touchdown of the game from Klubnik and running back Domonique Thomas rushing for his first touchdown of his NCAA career after walking on from NAIA Union College in Kentucky in 2022.

# GAME STATS

Florida Atlantic	0	0	0	14	14
Clemson	20	14	7	7	48

CU Wiggins 46 interception return (Gunn kick) 1st, 13:35

CU Brown 30 pass from Klubnik (Gunn kick missed) 1st, 7:27, 9-79

CU Briningstool 7 pass from Klubnik (Gunn kick) 1st, 1:20, 4-26

CU Mafah 19 run (Gunn kick) 2nd, 12:19, 5-63

CU Klubnik 1 run (Gunn kick) 2nd, 3:25, 9-71

CU Brown 2 pass from Klubnik (Gunn kick) 3rd, 2:56, 5-26

FAU M. Johnson 2 run (Lupo kick) 4th, 12:07, 15-75

CU D. Thomas 2 run (Gunn kick) 4th, 8:00, 10-80

FAU Price 33 pass from Posey (Lupo kick) 4th, 1:03, 4-45

Attendance - 81,295

Weather - Cloudy, 72°

Team Statistics	FAU	CU
First Downs	20	20
Rushing	83	163
Passing	27-46	20-33
Passing Yards	210	204
Total Offense	82-293	66-367

Rushing (Car-Yards-TD)

FAU Lewis 14-49, Walker 4-22, Mobley 6-10, M. Johnson 4-7-1, Thompson 3-6, Armes 2-4, L. Wester 1-3, D. Richardson 2-(-18)

CU Mafah 5-42-1, Shipley 10-38, Klubnik 6-35-1, D. Thomas 6-32-1, Haynes 2-7, Adams 2-7, J. Green 2-2

Passing (Cm-Att-Yards-I-TD)

FAU D. Richardson 18-32-120-1-0, Thompson 7-12-49-2-0, Lupo 1-1-8-0-0, Posey 1-1-33-0-1

CU Klubnik 16-27-169-0-3, Helms 4-5-35-0-0, Tyson 0-1-0-0-0

Receiving (Rec-Yards-TD)

FAU L. Wester 12-108, Sullivan 4-17, Lewis 3-14, T. Johnson 3-13, Price 2-41-1, Z. Moore 2-15, Platt 1-2

CU Brown 3-49-2, A. Williams 3-25, Briningstool 3-18-1, Ad. Randall 2-51, Shipley 2-7, Haynes 1-14, Stellato 1-12, Collins 1-10, Turner 1-7, Greene 1-5, Sapp 1-4, Mafah 1-2

# 2023 GAME RECAPS

GAME 4	FLORIDA STATE	31
	CLEMSON	24 <sup>OT</sup>
	SEPT. 23, 2023 MEMORIAL STADIUM • CLEMSON, S.C.	

Despite never trailing until overtime, No. 25 Clemson fell to No. 3 Florida State, 31-24, at Memorial Stadium. Clemson outgained Florida State, 429-311, and had a 25-16 edge in first downs in the loss.

Cade Klubnik completed 25-of-38 passes for 283 yards and one touchdown and added a rushing touchdown as well. Will Shipley added a touchdown both on the ground and through the air. Clemson limited Florida State to just 22 yards rushing on 20 carries and registered five tackles for a loss.

Clemson scored first on Jonathan Weitz's first career field goal less than a week after he re-joined the team out of retirement. Clemson and Florida State traded a pair of touchdowns in the second quarter to bring the halftime score to 17-14 in favor of Clemson.

A Florida State field goal on its first possession of the second half tied the game, but Clemson re-claimed the lead on Shipley's one-yard touchdown run in the third quarter. Clemson was in Florida State territory poised to push the lead to two scores, but Kalen Deloach strip-sacked Klubnik and returned the fumble 56 yards for a touchdown to even the score at 24-24.

Clemson drove 44 yards in 11 plays to the Florida State 12 in the final minutes, but Weitz missed a 29-yard field goal attempt that would have given the Tigers the lead. Clemson then forced a Florida State turnover on downs in the waning seconds of regulation to force overtime.

Florida State opened the extra frame with a 24-yard touchdown pass from Jordan Travis to Keon Coleman on its second play. Clemson's attempt to force a second overtime ended when a Klubnik pass was tipped at the line of scrimmage and fell incomplete on fourth down.

GAME 5	CLEMSON	31
	SYRACUSE	14
	SEPT. 30, 2023 JMA WIRELESS DOME • SYRACUSE, N.Y.	

An interception by Jeremiah Trotter Jr. with 6:45 remaining combined with Phil Mafah's 32-yard touchdown run on the ensuing play helped secure Clemson's 31-14 win over previously unbeaten Syracuse at JMA Wireless Dome. The win was Head Coach Dabo Swinney's 100th career regular-season victory in ACC play.

Wide receiver Tyler Brown turned in a magnificent nine-catch, 153-yard receiving effort in his fifth career game. Quarterback Cade Klubnik finished 23-of-37 for 263 yards and a pair of touchdown passes.

Defensively, Clemson recorded five sacks and held Syracuse's offense, which entered the week in the Top 10 nationally in points per game and yards per game, to 14 points and 281 yards of offense.

Clemson set the tone when Justin Mascoll crushed Garrett Shrader for a fumble on Syracuse's opening drive that was recovered by Payton Page. The Tigers jumped out to an early 14-0 lead in the first 10 minutes on the back of a pair of turnovers that resulted in touchdowns for Troy Stellato and Will Shipley.

A 28-yard second-quarter touchdown pass from Shrader to Dan Villari cut the score to 14-7, but Clemson re-extended the lead on a 47-yard touchdown pass from Klubnik to Beaux Collins. Jonathan Weitz added a field goal in the third quarter.

Syracuse got as close as 10 points in the second half, turning a Jake Briningstool fumble into seven points on a five-play scoring drive.

With the Orange driving in search of a comeback, Trotter dove in front of a Shrader pass for an interception on the 32-yard line with 6:45 to play. On the ensuing play, Mafah took a handoff and burst down the left side nearly untouched for the touchdown to set the final margin.

GAME 6	WAKE FOREST	12
	CLEMSON	17
	OCT. 7, 2023 MEMORIAL STADIUM • CLEMSON, S.C.	

Dabo Swinney tied Frank Howard's Clemson record for career wins with his 165th victory as the Tigers earned a 17-12 win over Wake Forest at Memorial Stadium on Homecoming.

Clemson's defense produced eight tackles for loss, four sacks and a fumble recovery. Additionally, Clemson allowed only two third down conversions on 12 attempts. The Tigers kept Wake Forest out of the end zone for the first 58 minutes of the game.

Cade Klubnik completed 18-of-28 passes to total 131 yards and added 48 rushing yards, including a seven-yard touchdown scamper in the first quarter. Shipley led Clemson in rushing yards with 97 on 19 carries. Defensively, safety R.J. Mickens recorded nine tackles (one for loss) and his first career fumble recovery, while linebacker Wade Woodaz had two of Clemson's four sacks.

Clemson's two touchdowns came on scoring drives of 16 plays and 15 plays, marking Clemson's first time producing multiple 15-play scoring drives since the 2021 Cheez-It Bowl.

Clemson held a 7-3 lead at halftime and the teams traded field goals to bring the score to 10-6 entering the final frame. Shipley scored on a one-yard touchdown run with 5:49 remaining to extend the score to 17-6. Wake Forest mounted an 11-play, 75-yard touchdown drive late in the contest, finishing the drive with a three-yard touchdown run by Demond Claiborne. An attempted two-point conversion by the Demon Deacons failed when a Mitch Griffis pass to Jahmal Banks was ruled out-of-bounds near the goalpost.

Wide receiver Hamp Greene recovered Wake Forest's ensuing outside kick attempt to give Clemson the ball at Wake Forest's 44-yard line. Phil Mafah rushed for 33 yards on four carries on Clemson's final drive to help run out the clock and seal the victory for Clemson.

GAME STATS						
Florida State	0	14	10	0	7	31
Clemson	3	14	7	0	0	24
CU Weitz 30 FG 1st, 1:47, 15-79						
CU Klubnik 1 run (Weitz kick) 2nd, 11:33, 7-51						
FSU Coleman 7 pass from Travis (Fitzgerald kick) 2nd, 5:10, 13-75						
CU Shipley 10 pass from Klubnik (Weitz kick) 2nd, 2:12, 7-71						
FSU Travis 2 run (Fitzgerald kick) 2nd, 0:22, 5-75						
FSU Fitzgerald 48 FG 3rd, 12:00, 5-45						
CU Shipley 1 run (Weitz kick) 3rd, 3:32, 11-77						
FSU DeLoach 56 fumble return (Fitzgerald kick) 3rd, 0:31						
FSU Coleman 24 pass from Travis (Fitzgerald kick) OT, 2-25						
Attendance - 81,500 Weather - Cloudy, 77°						
Team Statistics			FSU		CU	
First Downs			16		25	
Rushing			22		146	
Passing			21-37		25-38	
Passing Yards			289		283	
Total Offense			57-311		79-429	
Rushing (Car-Yards-TD)						
FSU Benson 7-25, R. Hill 3-1, Toafili 2-0, Bell 2-(-2), Travis 6-(-2)-1						
CU Mafah 10-69, Shipley 18-67-1, Klubnik 13-10-1						
Passing (Cm-Att-Yards-I-TD)						
FSU Travis 21-37-289-0-2						
CU Klubnik 25-38-283-0-1						
Receiving (Rec-Yards-TD)						
FSU Wilson 5-94, Coleman 5-86-2, Benson 3-50, Bell 3-26, Toafili 3-15, Morlock 2-18						
CU Brown 5-84, Stellato 4-41, Shipley 4-38-1, Collins 4-29, Briningstool 3-47, Mafah 3-32, Ad. Randall 2-12						

GAME STATS					
Clemson	14	7	3	7	31
Syracuse	7	0	0	7	14
CU Stellato 14 pass from Klubnik (Weitz kick) 1st, 10:03, 7-55					
CU Shipley 2 run (Weitz kick) 1st, 5:53, 2-3					
SYR Villari 28 pass from Shrader (Denaburg kick) 1st, 2:26, 8-75					
CU Collins 47 pass from Klubnik (Weitz kick) 2nd, 2:23, 4-61					
CU Weitz 38 FG 3rd, 11:03, 7-54					
SYR Allen 6 pass from Shrader (Denaburg kick) 4th, 12:23, 5-42					
CU Mafah 32 run (Weitz kick) 4th, 6:38, 1-32					
Attendance - 40,974 Weather - Indoors					
Team Statistics		CU	SYR		
First Downs		22	14		
Rushing		126	100		
Passing		23-37	16-31		
Passing Yards		263	181		
Total Offense		72-389	65-281		
Rushing (Car-Yards-TD)					
CU Shipley 18-61-1, Mafah 8-43-1, Brown 1-23, Klubnik 8-(-1)					
SYR Allen 14-52, Shrader 15-24, Del Rio-Wilson 1-15, Price 3-7, Villari 1-2					
Passing (Cm-Att-Yards-I-TD)					
CU Klubnik 23-37-263-0-2					
SYR Shrader 15-29-176-1-2, Del Rio Wilson 1-1-5-0-0, Villari 0-1-0-0-0					
Receiving (Rec-Yards-TD)					
CU Brown 9-153, Stellato 4-37-1, Briningstool 3-5, Mafah 3-5, Collins 2-63-1, Shipley 2-0					
SYR Allen 6-38-1, Brown 4-34, Villari 2-65-1, Alford 1-35, Gill 1-9, Long 1-5, Shrader 1-(-5)					

GAME STATS					
Wake Forest	3	0	3	6	12
Clemson	0	7	3	7	17
WF Dennis 35 FG 1st, 2:25, 7-28					
CU Klubnik 7 run (Weitz kick) 2nd, 10:18, 16-75					
CU Weitz 25 FG 3rd, 7:15, 15-67					
WF Dennis 22 FG 3rd, 2:20, 12-71					
CU Shipley 1 run (Weitz kick) 4th, 5:49, 8-61					
WF Claiborne 3 run (Griffis pass failed) 4th, 1:34, 11-75					
Attendance - 80,810		Weather - Sunny, 74°			
Team Statistics		WF		CU	
First Downs		18		19	
Rushing		102		207	
Passing		15-25		18-28	
Passing Yards		137		131	
Total Offense		64-239		70-338	
Rushing (Car-Yards-TD)					
WF Claiborne 19-60-1, Griffis 14-25, Carney 5-14, Ellison 1-3					
CU Shipley 19-97-1, Mafah 9-63, Klubnik 12-48-1, Greene 1-1, TEAM 1-(-2)					
Passing (Cm-Att-Yards-I-TD)					
WF Griffis 15-25-137-0-0					
CU Klubnik 18-28-131-0-0					
Receiving (Rec-Yards-TD)					
WF Banks 8-55, K. Williams 3-27, Grimes 2-41, Morin 1-9, Hite 1-5					
CU Collins 5-50, Briningstool 5-30, Brown 3-22, Stellato 2-10, Mafah 1-9, Ennis 1-6, Shipley 1-4					





# 2023 GAME RECAPS

GAME 10	GEORGIA TECH	21
	CLEMSON	42
	NOV. 11, 2023 MEMORIAL STADIUM • CLEMSON, S.C.	

Clemson's freshmen took center stage and helped the Tigers score 42 consecutive points in a 42-21 win against Georgia Tech at Memorial Stadium.

True freshmen and redshirt freshmen combined for three of Clemson's six touchdowns (Tyler Brown, Josh Sapp and Shelton Lewis) and all four of its interceptions (Khalil Barnes, Avieon Terrell, Kylon Griffin, Lewis). Clemson became the first FBS team since at least 2000 to have four freshmen record a pick in a game.

Cade Klubnik completed 23-of-34 passes for 205 yards and a career-high tying four touchdown passes in leading the Tigers to victory. After Georgia Tech struck first on a short field, touchdown passes to Beaux Collins and Brown gave Clemson a 14-7 second-quarter lead. The first touchdown came on a drive lasting 9:51, the longest scoring drive (and second-longest drive of any result) in school history. Running back Will Shipley added a 32-yard rushing touchdown late in the second to push the Tigers' halftime advantage to 21-8.

Klubnik added two more touchdowns in the second half, finding tight ends Jake Briningstool and Josh Sapp for touchdowns of five yards and 13 yards, respectively, to take a 35-7 lead early in the fourth quarter.

Less than two minutes after the Briningstool touchdown, Lewis extended the Tiger lead to 35 with a 46-yard pick-six on his first career interception. He also added four pass breakups in the contest, one shy of a school record and the most by a Tiger since Mario Goodrich's four at Syracuse in 2021.

Georgia Tech added two late touchdowns to bring the final score to 42-21. Clemson held Georgia Tech to 254 yards, 142 of which came on the Yellow Jackets' final two drives of the game with the result already decided.

GAME STATS					
Georgia Tech	7	0	0	14	21
Clemson	0	21	7	14	42
GAT H. King 4 run (Birr kick) 1st, 6:36, 4-25					
CU Collins 5 pass from Klubnik (Weitz kick) 2nd, 11:45, 18-75					
CU Brown 3 pass from Klubnik (Weitz kick) 2nd, 7:17, 8-42					
CU Shipley 32 run (Weitz kick) 2nd, 1:09, 9-92					
CU Briningstool 5 pass from Klubnik (Weitz kick) 3rd, 7:05, 7-52					
CU Sapp 13 pass from Klubnik (Weitz kick) 4th, 14:22, 5-31					
CU Lewis 46 interception return (Weitz kick) 4th, 12:46					
GAT Smith 32 pass from H. King (Birr kick) 4th, 10:11, 7-75					
GAT Leonard 4 pass from H. King (Birr kick) 4th, 1:49, 14-67					
Attendance - 81,426		Weather - Cloudy, 51°			
Team Statistics		GAT		CU	
First Downs		13		25	
Rushing		117		260	
Passing		14-32		23-37	
Passing Yards		137		205	
Total Offense		65-254		81-465	
Rushing (Car-Yards-TD)					
GAT Haynes 15-104, Smith 7-16, H. King 11-(-3)-1					
CU Mafah 17-96, Shipley 11-77-1, D. Thomas 4-26, Adams 4-21, Klubnik 6-20, Helms 1-16, Swanson 1-4					
Passing (Cm-Att-Yards-I-TD)					
GAT H. King 13-31-129-4-2, Singleton 1-1-8-0-0					
CU Klubnik 23-34-205-1-4, Helms 0-2-0-0-0, Mafah 0-1-0-0-0					
Receiving (Rec-Yards-TD)					
GAT Singleton 5-28, Leary 2-41, Smith 2-30-1, Leonard 2-22-1, Benson 1-12, Bpyd 1-8, Rutherford 1-(-4)					
CU Brown 7-41-1, Collins 5-65-1, Briningstool 4-27-1, Shipley 3-30, Sapp 2-17-1, Mafah 1-19, Ad. Randall 1-6					

GAME 11	NORTH CAROLINA	20
	CLEMSON	31
	NOV. 18, 2023 MEMORIAL STADIUM • CLEMSON, S.C.	

Will Shipley recorded 179 yards from scrimmage as Clemson defeated No. 20/22 North Carolina, 31-20, at Memorial Stadium on Senior Day.

Clemson held reigning ACC Player of the Year Drake Maye to 16-of-36 passing for 209 yards and one touchdown, the lowest completion percentage and pass efficiency rating of his career. Clemson's offense totaled 466 yards on 89 plays.

North Carolina jumped out to a 7-0 lead and was poised to take a two-touchdown lead when Nate Wiggins stripped Omarion Hampton at the goal line for a touchback. Wiggins later added an acrobatic interception of Maye with 2:37 to play to help seal the win.

Clemson outscored North Carolina 14-0 in the second frame on a touchdown pass from Klubnik to Jake Briningstool and a touchdown rush by Klubnik as time nearly expired. Phil Mafah extended Clemson's lead to 21-7 with a third-quarter rushing touchdown.

North Carolina cut the lead on a 55-yard rushing touchdown by Hampton, who finished the day with 178 rushing yards. But Shipley both jumpstarted and finished a response drive, capping a six-play, 75-yard drive with a 33-yard rushing touchdown to push the lead back to 14. Jonathan Weitz's 21-yard field goal increased Clemson's lead to 31-14.

Hampton ran for a three-yard rushing touchdown with 7:03 left in the game, but Andrew Mukuba broke up Maye's pass on a two-point conversion attempt, leaving the score at 31-20.

The teams remained scoreless in their remaining possessions, and Wiggins recorded his third career interception (and second all-time off Maye) to give Clemson the ball back on the 25-yard line with 2:37 left to play. Clemson ran the clock out to earn the 31-20 win.

GAME STATS					
North Carolina	7	0	7	6	20
Clemson	0	14	14	3	31
UNC J. Jones 33 pass from Maye (Burnette kick) 1st, 4:31, 4-46					
CU Briningstool 3 pass from Klubnik (Weitz kick) 2nd, 10:10, 14-80					
CU Klubnik 3 run (Weitz kick) 2nd, 0:03, 11-57					
CU Mafah 3 run (Weitz kick) 3rd, 7:15, 7-56					
UNC Hampton 55 run (Burnette kick) 3rd, 6:20, 3-75					
CU Shipley 33 run (Weitz kick) 3rd, 3:19, 6-75					
CU Weitz 21 FG 4th, 10:33, 11-88					
UNC Hampton 3 run (Maye pass failed) 4th, 7:03, 9-75					
Attendance - 81,305		Weather - Sunny, 75°			
Team Statistics	UNC			CU	
First Downs	19			25	
Rushing	248			247	
Passing	16-37			21-34	
Passing Yards	209			219	
Total Offense	69-457			89-466	
Rushing (Car-Yards-TD)					
UNC Hampton 19-178-2, Maye 10-67, B. Brooks 2-4. TEAM 1-(-1)					
CU Shipley 18-126-1, Mafah 23-84-1, Klubnik 12-44-1, TEAM 1-(-1), Davis 1-(-6)					
Passing (Cm-Att-Yards-I-TD)					
UNC Maye 16-36-209-1-1, C. Hood 0-1-0-0-0					
CU Klubnik 21-32-219-0-1, TEAM 0-2-0-0-0					
Receiving (Rec-Yards-TD)					
UNC J. Jones 5-60-1, Walker 5-70, McCollum 3-32, Nesbit 2-29, Copenhaver 2-18					
CU Stellato 6-50, Brown 6-32, Briningstool 3-20-1, Ad. Randall 2-57, Shipley 2-53, Mafah 2-7					

GAME 12	CLEMSON	16
	SOUTH CAROLINA	7
	NOV. 25, 2023 WILLIAMS-BRICE STADIUM • COLUMBIA, S.C.	

Clemson's defense scored a touchdown and held rival South Carolina to 169 yards of offense in a 16-7 victory at Williams-Brice Stadium. The 169 yards of offense were the fewest allowed by a Clemson defense in the series since 1989 (155).

Khalil Barnes set the tone, becoming the first Clemson player since Brian Dawkins in 1995 to record a takeaway on consecutive plays from scrimmage. On the second snap of the game, he recovered a dropped lateral and returned it 42 yards for a touchdown just 25 seconds into the game. Clemson's fastest score against South Carolina since C.J. Spiller ran back the opening kickoff in 2009. It was also Clemson's school-record-tying fifth defensive touchdown of the season. On South Carolina's next offensive play, Barnes made a diving interception on a deep pass by Spencer Rattler.

After surrendering its only touchdown of the game with 6:39 to play in the first quarter, Clemson's defense forced eight consecutive punts and a turnover on downs over South Carolina's final nine possessions. Clemson allowed just 66 yards on those nine drives. Offensively, the Tigers piled up 219 yards rushing, including 89 from running back Phil Mafah, 80 from running back Will Shipley, and a career-high 52 from Cade Klubnik.

Placekicker Jonathan Weitz finished 3-for-3 on field goals to account for the final margin of victory in Clemson's nine-point win. He converted field goal attempts of 50, 49 and 42 yards after entering the evening with a career long of 41. His three field goals of 40-plus yards tied a school record set previously by four others.

Weitz's career-long 50-yard field goal in the first quarter was Clemson's longest field goal since a 52-yarder by B.T. Potter in the 2022 ACC Championship Game. The 50-yarder came in the same stadium as the first 50-yard field goal in Clemson history, a 52-yarder by Eddie Seigler against South Carolina in 1971.

GAME STATS					
Clemson	10	3	3	0	16
South Carolina	7	0	0	0	7
CU Barnes 42 fumble return (Weitz kick) 1st, 14:25					
USC Doty 1 run (Jeter kick) 1st, 6:39, 12-81					
CU Weitz 50 FG 1st, 0:43, 11-42					
CU Weitz 49 FG 2nd, 5:07, 7-13					
CU Weitz 42 FG 3rd, 13:16, 6-50					
Attendance - 80,172 Weather - Clear, 48°					
Team Statistics	CU		USC		
First Downs	19		12		
Rushing	219		57		
Passing	15-27		16-32		
Passing Yards	100		112		
Total Offense	73-319		56-169		
Rushing (Car-Yards-TD)					
CU Mafah 19-89, Shipley 15-80, Klubnik 11-52, TEAM 1-(-2)					
USC Mari. Anderson 13-35, Rattler 7-16, Joyner 1-5, Doty 1-1-1, Braswell 1-1, Legette 1-(-1)					
Passing (Cm-Att-Yards-I-TD)					
CU Klubnik 15-27-100-1-0					
USC Rattler 16-32-112-1-0					
Receiving (Rec-Yards-TD)					
CU Brown 5-40, Shipley 4-32, Sapp 2-10, Mafah 1-5, Patt-Henry 1-5, Ad. Randall 1-5, Briningstool 1-3					
USC Legette 6-68, Mari. Anderson 3-2, Simon 2-22, A. Brown 1-9, Braswell 1-7, Russell 1-4, Knox 1-0, Doty 1-0					



# 2023 GAME RECAPS

## GAME 13

**CLEMSON** 38  
**KENTUCKY** 35

**GATOR BOWL • DEC. 29, 2023**  
**EVERBANK STADIUM • JACKSONVILLE, FLA.**

Phil Mafah ran for a Gator Bowl-record four touchdowns, including three in the fourth quarter to earn game MVP honors, as Clemson came back from an 11-point fourth-quarter deficit for a 38-35 win over Kentucky (7-6) at EverBank Stadium in Jacksonville, Fla. The Tigers (9-4) finished the season on a five-game winning streak and boasting a postseason victory in an FBS-record 13 straight seasons.

Clemson trailed 21-10 entering the fourth quarter and exploded for a school-record-tying 28 fourth-quarter points and the defense forced four turnovers in the final frame to lead the Tigers to a fifth Gator Bowl victory in school history.

The Tigers tallied 367 yards of offense, including 264 through the air and 103 on the ground. Mafah scored touchdowns on four of his 11 carries, finishing with 71 yards. Sophomore quarterback Cade Klubnik completed 30-of-41 passes, including going 8-for-8 on the game-winning drive that ended with Mafah's fourth score with 17 seconds remaining. The game featured five lead changes in the game's final 6:45.

Clemson scored on its opening possession, fueled in part by a 34-yard kickoff return by Shipley and a Wildcat personal foul penalty on the first play from scrimmage. Weitz nailed a 39-yard field goal, giving the Tigers the 3-0 lead.

Kentucky reached the endzone on its second drive as Barion Brown scored off of a 22-yard touchdown run and gave the Wildcats a 7-3 first-quarter lead. Clemson's defense did not let Kentucky gain any yardage on its next possession and only allowed two yards on the following, resulting in back-to-back three-and-outs.

A 28-yard completion to Jake Briningstool set up Phil Mafah to push his way one yard through traffic for a Clemson touchdown, giving the Tigers a 10-7 lead with 10:17 left in the first half. Kentucky responded quickly with a 58-yard completion to Dane Key followed by a five-yard touchdown pass to Key, bringing the score to 14-10 in favor of Kentucky with 7:44 remaining in the

second quarter. Kentucky maintained that four-point advantage heading into halftime.

The Wildcats opened the second half with a 100-yard kickoff return for a touchdown by Brown, extending the score to 21-10. Though NCAA recordkeeping limits returns to 100 yards, the return unofficially covered 102 yards.

Clemson drove 70 yards on 14 plays as Mafah found his way into the end zone for a second time from a yard out. The drive covered 6:43, and Mafah's score came on the first play of the fourth quarter. Klubnik's two-point pass attempt was knocked down at the goal line, leaving Clemson a 21-16 deficit with 14:56 to play.

Clemson's defense then continued to build momentum as Justin Mascoll recovered a loose ball after an Xavier Thomas sack forced Devin Leary to fumble, giving Clemson's offense the ball back on Kentucky's 25-yard line. On Clemson's first play following the turnover, Klubnik got hit as he threw a deep ball which allowed Jordan Lovett to pick it off and give the ball right back to Kentucky.

However, Kentucky wouldn't have the ball for long as on its third play, Barrett Carter batted Leary's pass up to himself and caught the ball for the interception. After driving 26 yards down the field, Weitz made a 28-yard field goal to draw the Tigers to within two at 21-19.

On Kentucky's next offensive play, Khalil Barnes knocked the ball out of Barion Brown's hands and once again Carter was there to recover the loose ball. Clemson capitalized immediately with Mafah running 29 yards for the touchdown. A short completion to Tyler Brown gave Clemson two more points to give the Tigers a 27-21 lead with 6:45 left in the game.

Just 33 seconds later, Leary found Brown for a 60-yard touchdown pass to return the advantage to Kentucky. The Wildcats' lead would not last long as Weitz kicked a dramatic career-long and Gator-Bowl-record 52-yard field goal that bounced off the crossbar and through the uprights to give Clemson a 30-28 lead with 4:20 left to play.

Kentucky then produced another quick touchdown drive which started with a 72-yard gain from Jordan Dingle and finished with a one-yard touchdown run from Ray Davis to return the lead to the Wildcats.

Clemson got the ball back with 1:41 left in the game and all three timeouts. A five-yard run from Mafah kept the drive alive on a crucial 4th-and-2. Two plays later,

## GAME STATS

Clemson	3	7	0	28	38
Kentucky	7	7	7	14	35

CU	Weitz 39 FG 1st, 11:16, 7-39
KEN	B. Brown 22 run (Raynor kick) 1st, 5:00, 4-73
CU	Mafah 1 run (Weitz kick) 2nd, 10:17, 5-59
KEN	Key 5 pass from Leary (Raynor kick) 2nd, 7:44, 4-75
KEN	B. Brown 100 kickoff return (Raynor kick) 3rd, 14:47
CU	Mafah 1 run (Klubnik pass failed) 4th, 14:56, 14-70
CU	Weitz 28 FG 4th, 7:00, 7-26
CU	Mafah 29 run (Brown pass from Klubnik) 4th, 6:45, 1-29
KEN	B. Brown 60 pass from Leary (Raynor kick) 4th, 6:12, 3-75
CU	Weitz 52 FG 4th, 4:20, 4-2
KEN	Davis 1 run (Raynor kick) 4th, 2:39, 3-75
CU	Mafah 3 run (Sapp pass from Klubnik) 4th, 0:17, 12-68
Attendance - 40,132      Weather - Sunny, 51°	

Team Statistics	CU	KEN
First Downs	24	12
Rushing	103	92
Passing	30-41	16-28
Passing Yards	264	306
Total Offense	80-367	51-398

### Rushing (Car-Yards-TD)

CU	Mafah 11-71-4, Shipley 11-29, Brown 1-18, TEAM 1-(-3), Klubnik 15-(-12)
KEN	Davis 13-63-1, B. Brown 2-26-1, Jefferson 4-9, TEAM 1-(-1), Leary 3-(-5)

### Passing (Cm-Att-Yards-I-TD)

CU	Klubnik 30-41-264-1-0
KEN	Leary 16-28-306-2-2

### Receiving (Rec-Yards-TD)

CU	Briningstool 9-91, Ad. Randall 5-46, A. Williams 5-32, Stellato 4-42, Shipley 2-9, Mafah 2-3, Patt-Henry 1-25, Brown 1-12, Sapp 1-4
KEN	Key 4-83-1, T. Robinson 4-45, Davis 4-6, B. Brown 3-100-1, Jo. Dingle 1-72

Klubnik found Briningstool for 15 yards and then Mafah finished the job with a three-yard touchdown run to give Clemson a 38-35 lead.

Freshman cornerback Shelton Lewis sealed the victory for the Tigers with an interception — Clemson's fourth turnover of the quarter — with nine seconds left. It represented Clemson's first time recording four takeaways in a quarter since 2000 against Missouri.

XAVIER THOMAS FORCED ONE OF CLEMSON'S FOUR TURNOVERS IN THE FOURTH QUARTER IN CLEMSON'S WIN OVER KENTUCKY IN THE GATOR BOWL.



# 2023 SENIORS & PRO SIGNEES

## #43 WILL BLACKSTON, TE

Year	G-S	Snaps	Rec	Yds	Avg	TD	LG
2020	1-0	0	0	0	---	0	---
2021	2-0	0	0	0	---	0	---
2023	4-0	2	0	0	---	0	---
<b>Totals</b>	<b>7-0</b>	<b>2</b>	<b>0</b>	<b>0</b>	<b>---</b>	<b>0</b>	<b>---</b>

## #13 TYLER DAVIS, DT

Year	G-S	Snaps	Hit	Ast	Tot	TFL	Sacks	Int	QP	PBU	CF-RF
2019	15-13	539	31	20	51	9-37	55-29	0-0	6	2	0-1
2020	7-7	196	13	4	17	5-22	2-16	0-0	2	1	0-0
2021	9-8	321	13	14	27	25-22	25-22	0-0	7	0	0-1
2022	12-11	495	20	7	27	95-40	55-27	0-0	15	1	0-1
2023	13-13	467	23	22	45	35-8	05-2	0-0	7	0	0-0
<b>Totals</b>	<b>56-52</b>	<b>2018</b>	<b>100</b>	<b>67</b>	<b>167</b>	<b>255-129</b>	<b>16-96</b>	<b>0-0</b>	<b>37</b>	<b>4</b>	<b>0-3</b>

## #43 RIGGS FAULKENBERRY, LB

Year	G-S	Snaps	Hit	Ast	Tot	TFL	Sacks	Int	QP	PBU	CF-RF
2023	3-0	0	0	0	0	0-0	0-0	0	0	0	0-0

## #24 HAMP GREENE, WR

Year	G-S	Snaps	Rec	Yds	Avg	TD	LG	Car	Yds	TD	PR
2019	4-0	15	0	0	---	0	---	0	0	0	0-0
2020	2-0	9	0	0	---	0	---	0	0	0	0-0
2021	2-0	10	0	0	---	0	---	0	0	0	0-0
2022	2-0	9	2	7	3.5	0	6	0	0	0	0-0
2023	11-0	50	2	17	8.5	0	12	1	1	0	15-94
<b>Totals</b>	<b>21-0</b>	<b>93</b>	<b>4</b>	<b>24</b>	<b>6.0</b>	<b>0</b>	<b>12</b>	<b>1</b>	<b>1</b>	<b>0</b>	<b>15-94</b>

## #25 BLACKMON HUCKABEE JR., WR

Year	G-S	Snaps	Rec	Yds	Avg	TD	LG
2021	1-0	0	0	0	---	0	---
2022	1-0	2	0	0	---	0	---
2023	1-0	0	0	0	---	0	---
<b>Totals</b>	<b>3-0</b>	<b>2</b>	<b>0</b>	<b>0</b>	<b>---</b>	<b>0</b>	<b>---</b>

## #6 SHERIDAN JONES, CB

Year	G-S	Snaps	Hit	Ast	Tot	TFL	Sacks	Int	QP	PBU	CF-RF
2019	14-0	140	5	1	6	0-0	0-0	0-0	0	1	0-1
2020	11-8	300	16	6	22	15-1	0-0	1-0	0	3	0-0
2021	13-3	415	15	9	24	0-0	0-0	1-0	0	4	0-0
2022	10-10	521	23	8	31	15-5	0-0	0-0	1	1	0-0
2023	8-7	318	21	4	25	2-6	0-0	1-0	0	1	0-0
<b>Totals</b>	<b>56-28</b>	<b>1694</b>	<b>80</b>	<b>28</b>	<b>108</b>	<b>5-12</b>	<b>0-0</b>	<b>3-0</b>	<b>1</b>	<b>10</b>	<b>0-1</b>

## #7 JUSTIN MASCOLL, DE

Year	G-S	Snaps	Hit	Ast	Tot	TFL	Sacks	Int	QP	PBU	CF-RF
2018	1-0	8	0	0	0	0-0	0-0	0-0	0	0	0-0
2019	15-0	244	5	11	16	1-3	0-0	0-0	0	0	0-0
2020	12-9	377	13	16	29	45-10	2-7	0-0	0	0	0-1
2021	11-2	204	8	11	19	0-0	0-0	0-0	5	3	0-0
2022	14-2	298	15	7	22	35-4	0-0	0-0	2	1	0-0
2023	11-11	339	16	9	25	4-19	1-3	0-0	5	2	1-1
<b>Totals</b>	<b>64-24</b>	<b>1470</b>	<b>57</b>	<b>54</b>	<b>111</b>	<b>13-36</b>	<b>3-10</b>	<b>0-0</b>	<b>12</b>	<b>6</b>	<b>1-2</b>

## #33 RUKE ORHORHORO, DT

Year	G-S	Snaps	Hit	Ast	Tot	TFL	Sacks	Int	QP	PBU	CF-RF
2019	10-0	84	3	2	5	15-5	05-4	0-0	1	0	0-0
2020	4-0	33	0	0	0	0-0	0-0	0-0	1	0	0-0
2021	13-9	502	23	19	42	8-33	25-18	0-0	4	3	0-1
2022	14-9	495	23	5	28	8-31	4-19	0-0	9	5	0-1
2023	12-12	412	16	6	22	8-40	5-37	0-0	4	1	0-0
<b>Totals</b>	<b>53-30</b>	<b>1526</b>	<b>65</b>	<b>32</b>	<b>97</b>	<b>255-109</b>	<b>12-78</b>	<b>0-0</b>	<b>19</b>	<b>9</b>	<b>0-2</b>

## #25 JALYN PHILLIPS, S

Year	G-S	Snaps	Hit	Ast	Tot	TFL	Sacks	Int	QP	PBU	CF-RF
2019	14-0	47	6	1	7	0-0	0-0	0-0	0	0	0-0
2020	11-1	149	7	9	16	05-1	0-0	1-5	0	2	0-0
2021	12-6	357	23	24	47	1-3	0-0	0-0	1	3	1-0
2022	14-14	667	55	27	82	15-5	0-0	1-2	1	4	0-1
2023	9-8	338	26	9	35	2-10	1-9	0-0	0	5	0-0
<b>Totals</b>	<b>60-29</b>	<b>1558</b>	<b>117</b>	<b>70</b>	<b>187</b>	<b>5-19</b>	<b>1-9</b>	<b>2-7</b>	<b>2</b>	<b>14</b>	<b>1-1</b>

## #56 WILL PUTNAM, OL

Year	G-S	Snaps
2019	11-0	192
2020	12-12	790
2021	10-10	633
2022	14-14	996
2023	13-13	953
<b>Totals</b>	<b>60-49</b>	<b>3564</b>

## #1 WILL SHIPLEY, RB

Year	G-S	Snaps	Car	Yds	Avg	TD	LG	Rec	Yds	TD	KOR
2021	10-5	378	149	738	5.0	11	42	16	116	0	14-380
2022	14-14	646	210	1182	4.2	15	53	38	242	0	13-324
2023	12-8	502	167	827	5.0	5	33	31	244	2	7-200
<b>Totals</b>	<b>36-27</b>	<b>1526</b>	<b>526</b>	<b>2747</b>	<b>5.2</b>	<b>31</b>	<b>53</b>	<b>85</b>	<b>602</b>	<b>2</b>	<b>34-904</b>

## #29 DAVIAN SULLIVAN, WR

Year	G-S	Snaps	Rec	Yds	Avg	TD	LG
2023	1-0	5	0	0	---	0	---

## #3 XAVIER THOMAS, DE

Year	G-S	Snaps	Hit	Ast	Tot	TFL	Sacks	Int	QP	PBU	CF-RF
2018	15-0	304	24	19	43	105-52	35-22	0-0	6	2	1-0
2019	12-8	434	17	14	31	8-32	2-8	0-0	7	2	0-1
2020	7-1	119	5	6	11	4-20	35-19	0-0	1	0	1-0
2021	12-10	476	21	6	27	55-40	35-36	0-0	17	1	2-0
2022	3-0	52	3	1	4	2-20	2-20	0-0	2	0	1-0
2023	12-11	480	19	9	28	4-12	3-11	0-0	21	4	1-1
<b>Totals</b>	<b>61-30</b>	<b>1865</b>	<b>89</b>	<b>55</b>	<b>144</b>	<b>34-176</b>	<b>175-116</b>	<b>0-0</b>	<b>54</b>	<b>9</b>	<b>6-2</b>

## #54 JEREMIAH TROTTER JR., LB

Year	G-S	Snaps	Hit	Ast	Tot	TFL	Sacks	Int	QP	PBU	CF-RF
2021	13-0	59	14	8	22	1-2	1-2	0-0	0	0	0-0
2022	14-14	678	74	18	92	135-38	65-27	2-35	6	6	1-0
2023	12-12	676	62	26	88	15-62	55-38	2-28	16	6	2-0
<b>Totals</b>	<b>39-26</b>	<b>1413</b>	<b>150</b>	<b>52</b>	<b>202</b>	<b>295-102</b>	<b>13-67</b>	<b>4-63</b>	<b>22</b>	<b>12</b>	<b>3-0</b>

## #73 BRYN TUCKER, OL

Year	G-S	Snaps
2020	3-0	11
2021	6-0	68
2022	8-0	48
2023	3-0	9
<b>Totals</b>	<b>20-0</b>	<b>136</b>

## #12 PAUL TYSON, QB

Year	G-S	Snaps	Passing	C-A-I	Yds	TD	LG	Pct	Y/A	Y/C	Y/G	Eff
2019*	1-0	NA	0-0	0	0	---	---	---	---	---	0.0	0.0
2021*	12-0	NA	10-16-0	150	0	39	62.5	9.4	15.0	12.5	141.3	0.0
2022^	1-0	NA	0-0	0	0	---	---	---	---	---	0.0	0.0
2023	2-0	8	3-4-0	42	1	24	75.0	10.5	14.0	21.0	245.7	0.0
<b>Totals</b>	<b>16-1</b>	<b>NA</b>	<b>13-20-0</b>	<b>192</b>	<b>1</b>	<b>39</b>	<b>65.0</b>	<b>9.6</b>	<b>14.8</b>	<b>12.0</b>	<b>162.1</b>	<b>0.0</b>

\* - Alabama; ^ - Arizona State

## Rushing & Total Offense

Year	Car	Yds	Y/C	Y/G	TD	LG	PL	Tot	TDR	Y/G
2019*	0	0	---	0.0	0	---	0	0	0	0.0
2021*	0	0	---	0.0	0	---	16	150	0	12.5
2022^	0	0	---	0.0	0	---	0	0	0	0.0
2023	0	0	---	0.0	0	---	4	42	1	21.0
<b>Totals</b>	<b>0</b>	<b>0</b>	<b>---</b>	<b>0.0</b>	<b>0</b>	<b>---</b>	<b>20</b>	<b>192</b>	<b>1</b>	<b>12.0</b>

\* Alabama; ^ - Arizona State

## #41 JONATHAN WEITZ, PK

Year	G-S	11-29	30-39	40-49	50+	Total	HB	LG	PAT	Pts
2019	3-0	0-0	0-0	0-0	0-0	0-0	0	---	0-0	0
2020	1-0	0-0	0-0	0-0	0-0	0-0	0	---	1-1	1
2021	2-0	0-0	0-0	0-0	0-0	0-0	0	---	1-1	1
2022	1-0	0-0	0-0	0-0	0-0	0-0	0	---	1-1	1
2023	10-10	5-6	4-4	3-7	2-3	14-20	1	52	29-29	71
<b>Totals</b>	<b>17-10</b>	<b>5-6</b>	<b>4-4</b>	<b>3-7</b>	<b>2-3</b>	<b>14-20</b>	<b>1</b>	<b>52</b>	<b>32-32</b>	<b>74</b>

## #2 NATE WIGGINS, CB

Year	G-S	Snaps	Hit	Ast	Tot	TFL	Sacks	Int	QP	PBU	CF-RF
2021	11-0	130	2	1	3	0-0	0-0	0-0	0	3	0-0
2022	13-11	767	20	2	22	2-4	0-0	1-98	0	12	0-0
2023	10-7	480	20	5	25	1-8	1-8	2-52	1	9	2-0
<b>Totals</b>	<b>34-18</b>	<b>1377</b>	<b>42</b>	<b>8</b>	<b>50</b>	<b>3-12</b>	<b>0-0</b>	<b>3-150</b>	<b>1</b>	<b>24</b>	<b>2-0</b>

## #76 JOHN WILLIAMS, OL

Year	G-S	Snaps
2020	2-0	7
2022	3-0	22
2023	2-0	26
<b>Totals</b>	<b>7-0</b>	<b>55</b>

WILL PUTNAM PLAYED 3,564 SNAPS AND 60 GAMES IN FIVE SEASONS (2019-23) AT CLEMSON.





# 2023 LETTERMEN

## FRESHMEN (26)

#	Player	Pos.
19	Keith Adams Jr.	RB
32	Jamal Anderson	LB
36	Khalil Barnes	S
31	Rob Billings	S
6	Tyler Brown	WR
22	Dee Crayton	LB
18	Kylon Griffin	S
38	Robert Gunn III	PK
15	Ronan Hanafin	WR
99	A.J. Hoffer	DE
3	Noble Johnson	WR
15	Jahiem Lawson	DE
14	Shelton Lewis	CB
21	Kobe McCloud	LB
41	Caleb Nix	S
12	T.J. Parker	DE
81	Olsen Patt-Henry	TE
65	Chapman Pendergrass	OL
50	Collin Sadler	OL
5	Josh Sapp	TE
55	Harris Sewell	OL
93	Caden Story	DT
88	Clay Swinney	WR
20	Avieon Terrell	CB
22	Cole Turner	WR
11	Peter Woods	DT

\* - not returning in 2024

## SOPHOMORES (16)

#	Player	Pos.
58	Holden Caspersen	LS
5	Sherrod Covil Jr.	S
44	Cade Denhoff	DE
43	Riggs Faulkenberry*	LB
2	Cade Klubnik	QB
71	Tristan Leigh	OL
53	Ryan Linthicum	C
10	Jeadyn Lukus	CB
78	Blake Miller	OL
59	Dietrick Pennington	OL
44	Banks Pope	TE
23	Toriano Pride Jr.*	CB
8	Adam Randall	WR
10	Troy Stellato	WR
0	Antonio Williams	WR
17	Wade Woodaz	LB

\* - not returning in 2024

## JUNIORS (22)

#	Player	Pos.
43	Will Blackston*	TE
9	Jake Briningstool	TE
19	DeMonte Capehart	DT
0	Barrett Carter	LB
80	Beaux Collins*	WR
11	Sage Ennis*	TE
45	Philip Florenzo	LS
18	Hunter Helms*	QB
75	Trent Howard	OL
7	Phil Mafah	RB
39	Bubba McAtee	S
58	Evan McCutchen*	DE
1	Andrew Mukuba*	S
55	Payton Page	DT
1	Will Shipley*	RB
74	Marcus Tate	OL
20	Domonique Thomas*	RB
54	Jeremiah Trotter Jr.*	LB
73	Bryn Tucker*	OL
2	Nate Wiggins*	CB
76	John Williams*	OL
8	Tré Williams	DT

\* - not returning in 2024

## SENIORS (18)

#	Player	Pos.
13	Tyler Davis*	DT
83	Hampton Earle	WR
24	Hamp Greene*	WR
6	Sheridan Jones*	CB
7	Justin Mascoll*	DE
77	Mitchell Mayes*	OL
9	R.J. Mickens	S
51	Jaden Murray*	LB
33	Ruke Orhororo*	DT
64	Walker Parks	OL
25	Jalyn Phillips*	S
56	Will Putnam*	OL
13	Brannon Spector*	WR
29	Davian Sullivan*	WR
39	Aidan Swanson	P/PK
3	Xavier Thomas*	DE
12	Paul Tyson*	QB
41	Jonathan Weitz*	PK

\* - not returning in 2024

## 2023 LETTERMEN BY POSITION (82)

### OFFENSE (40)

**OT (4):** Tristan Leigh, Blake Miller, Collin Sadler, John Williams  
**OG (8):** Trent Howard, Mitchell Mayes, Walker Parks, Chapman Pendergrass, Dietrick Pennington, Harris Sewell, Marcus Tate, Bryn Tucker  
**C (2):** Ryan Linthicum, Will Putnam  
**TE (6):** Will Blackston, Jake Briningstool, Sage Ennis, Olsen Patt-Henry, Banks Pope, Josh Sapp  
**WR (13):** Tyler Brown, Beaux Collins, Hampton Earle, Hamp Greene, Ronan Hanafin, Noble Johnson, Adam Randall, Brannon Spector, Troy Stellato, Davian Sullivan, Clay Swinney, Cole Turner, Antonio Williams  
**QB (3):** Hunter Helms, Cade Klubnik, Paul Tyson  
**RB (4):** Keith Adams Jr., Phil Mafah, Will Shipley, Domonique Thomas

### DEFENSE (37)

**DE (7):** Cade Denhoff, A.J. Hoffer, Jahiem Lawson, Justin Mascoll, Evan McCutchen, T.J. Parker, Xavier Thomas  
**DT (7):** DeMonte Capehart, Tyler Davis, Ruke Orhororo, Payton Page, Caden Story, Tré Williams, Peter Woods  
**LB (8):** Jamal Anderson, Barrett Carter, Dee Crayton, Riggs Faulkenberry, Kobe McCloud, Jaden Murray, Jeremiah Trotter Jr., Wade Woodaz  
**CB (6):** Sheridan Jones, Shelton Lewis, Jeadyn Lukus, Toriano Pride Jr., Avieon Terrell, Nate Wiggins  
**S (9):** Khalil Barnes, Rob Billings, Sherrod Covil Jr., Kylon Griffin, Bubba McAtee, R.J. Mickens, Andrew Mukuba, Caleb Nix, Jalyn Phillips

### SPECIAL TEAMS (5)

**PK (2):** Robert Gunn III, Jonathan Weitz  
**P (1):** Aidan Swanson  
**LS (2):** Holden Caspersen, Philip Florenzo

## RETURNING LETTERMEN BY POSITION (56)

### OFFENSE (26)

**OT (3):** Tristan Leigh, Blake Miller, Collin Sadler  
**OG (6):** Trent Howard, Walker Parks, Chapman Pendergrass, Dietrick Pennington, Harris Sewell, Marcus Tate  
**C (1):** Ryan Linthicum  
**TE (4):** Jake Briningstool, Olsen Patt-Henry, Banks Pope, Josh Sapp  
**WR (9):** Tyler Brown, Hampton Earle, Ronan Hanafin, Noble Johnson, Adam Randall, Troy Stellato, Clay Swinney, Cole Turner, Antonio Williams  
**QB (1):** Cade Klubnik  
**RB (2):** Keith Adams Jr., Phil Mafah

### DEFENSE (26)

**DE (5):** Cade Denhoff, A.J. Hoffer, Jahiem Lawson, Armon Mason, T.J. Parker  
**DT (5):** DeMonte Capehart, Payton Page, Caden Story, Tré Williams, Peter Woods  
**LB (5):** Jamal Anderson, Barrett Carter, Dee Crayton, Kobe McCloud, Wade Woodaz  
**CB (3):** Shelton Lewis, Jeadyn Lukus, Avieon Terrell  
**S (8):** Khalil Barnes, Rob Billings, Sherrod Covil Jr., Kylon Griffin, Bubba McAtee, R.J. Mickens, Caleb Nix, Tyler Venables

### SPECIAL TEAMS (4)

**PK (1):** Robert Gunn III  
**P (1):** Aidan Swanson  
**LS (2):** Holden Caspersen, Philip Florenzo

Note: Positions based on 2024.



**WILL SHIPLEY (#1) AND PHIL  
MAFAH (#7) COMBINED FOR 4,519  
RUSHING YARDS FROM 2021-23.**

# 2023 HONORS & AWARDS

## OFFENSIVE LINE

- PFF Offensive Line-of-the-Week (at Syracuse)

### #36 KHALIL BARNES, S

- All-Freshman Team (PFF)
- First-year freshman All-American (On3)
- First-team freshman All-American (247Sports)
- First-team freshman All-American (FWAA)
- Second-team freshman All-American (The Athletic)
- Second-team freshman All-American (College Football News)
- First-team All-ACC (PFF)
- Third-team All-ACC (College Football Network)
- Third-team All-ACC (Phil Steele)
- Thorpe Award National Defensive Back-of-the-Week (at South Carolina)
- ACC Defensive Back-of-the-Week (at South Carolina)
- College Football Network Freshman Player-of-the-Week (vs. Georgia Tech)

### #9 JAKE BRININGSTOOL, TE

- Second-team All-ACC (College Football Network)
- Third-team All-ACC
- Third-team All-ACC (Phil Steele)
- John Mackey Tight End-of-the-Week (at Miami)

### #6 TYLER BROWN, WR

- First-team freshman All-American (ESPN)
- ACC Rookie-of-the-Week (vs. Florida Atlantic)
- ACC Receiver-of-the-Week (at Syracuse)
- ACC Rookie-of-the-Week (at Syracuse)

### #0 BARRETT CARTER, LB

- Lott IMPACT Trophy quarterfinalist
- Second-team All-ACC
- Second-team All-ACC (Phil Steele)
- Third-team All-ACC (College Football Network)
- AP All-Bowl Team (vs. Kentucky)

### #13 TYLER DAVIS, DT

- Team co-captain
- First-team All-ACC
- First-team All-ACC (AP)
- First-team All-ACC (PFF)
- Second-team All-ACC (Phil Steele)

### #24 HAMP GREENE, WR

- Team co-captain

### #38 ROBERT GUNN III, PK

- Freshman All-American (College Football Network)

### #6 SHERIDAN JONES, CB

- William V. Campbell Trophy Semifinalist

### #14 SHELTON LEWIS, CB

- ACC Rookie-of-the-Week (vs. Georgia Tech)

### #7 PHIL MAFAH, RB

- Third-team All-ACC (College Football Network)
- Fourth-team All-ACC (Phil Steele)
- ACC Running Back-of-the-Week (vs. Notre Dame)
- Gator Bowl MVP

### #7 JUSTIN MASCOLL, DE

- Team co-captain

### #78 BLAKE MILLER, OL

- Second-team All-ACC (Phil Steele)
- Third-team All-ACC

### #33 RUKE ORHORHORO, DT

- Second-team All-ACC (College Football Network)
- Third-team All-ACC
- Third-team All-ACC (Phil Steele)

### #12 T.J. PARKER, DE

- Shaun Alexander Freshman-of-the-Year semifinalist
- All-freshman team (PFF)
- First-team freshman All-American (247Sports)



TYLER BROWN WAS NAMED ACC RECEIVER AND ROOKIE-OF-THE-WEEK FOR HIS PERFORMANCE AT SYRACUSE, WHERE HE HAD NINE RECEPTIONS FOR 153 YARDS.

- First-team freshman All-American (College Football Network)
- First-team freshman All-American (College Football News)
- First-team freshman All-American (ESPN)
- First-team freshman All-American (FWAA)
- First-team freshman All-American (The Athletic)
- ACC Defensive Lineman-of-the-Week (at Syracuse)

### #56 WILL PUTNAM, OL

- Team co-captain
- Third-team All-ACC
- Outland Trophy National Player-of-the-Week (vs. Notre Dame)
- ACC Offensive Lineman-of-the-Week (vs. Notre Dame)
- ACC Offensive Lineman-of-the-Week (vs. North Carolina)

### #1 WILL SHIPLEY, RB

- Team co-captain
- AFCA Good Works Team
- Wuerffel Trophy semifinalist
- Third-team All-ACC (College Football Network)
- Third-team All-ACC (Phil Steele)
- Paul Hornung Award Honor Roll (vs. Florida State)
- First-team Academic All-American (CSC)
- Academic All-District (CSC)

### #39 AIDAN SWANSON, P/PK

- Third-team All-ACC (College Football Network)
- ACC Special Teams Player-of-the-Week (vs. Notre Dame)
- Ray Guy Award Ray's 8 (vs. Notre Dame)

### #54 JEREMIAH TROTTER JR., LB

- Butkus Award finalist
- Chuck Bednarik Award semifinalist
- First-team All-American (Action Network)
- First-team All-American (ESPN)
- First-team All-American (Sports Illustrated)
- Second-team All-American (AFCA)
- Second-team All-American (AP)
- Second-team All-American (Fox Sports)
- Second-team All-American (PFF)
- Second-team All-American (Phil Steele)

- Second-team All-American (Sporting News)
- Second-team All-American (The Athletic)
- Second-team All-American (USA Today)
- First-team All-ACC
- First-team All-ACC (AP)
- First-team All-ACC (College Football Network)
- First-team All-ACC (PFF)
- First-team All-ACC (Phil Steele)
- First-team All-ACC (USA Today)
- Bednarik Award National Player-of-the-Week (vs. Notre Dame)
- Nagurski Trophy National Defensive Player-of-the-Week (vs. Notre Dame)
- Walter Camp Defensive Player-of-the-Week (vs. Notre Dame)
- College Football Network Defensive Player-of-the-Week (vs. Notre Dame)
- ACC Linebacker-of-the-Week (vs. Notre Dame)
- PFF Team-of-the-Week (vs. Notre Dame)
- PFF Defensive Player-of-the-Week (vs. Notre Dame)
- Blanchard-Rogers Trophy finalist

### #41 JONATHAN WEITZ, PK

- Team co-captain
- ACC Special Teams Player-of-the-Week (at South Carolina)

### #2 NATE WIGGINS, CB

- First-team All-ACC
- First-team All-ACC (AP)
- First-team All-ACC (PFF)
- First-team All-ACC (USA Today)
- Second-team All-ACC (College Football Network)
- Second-team All-ACC (Phil Steele)
- ACC Defensive Back-of-the-Week (vs. North Carolina)
- Blanchard-Rogers Trophy finalist

### #11 PETER WOODS, DT

- All-Freshman Team (PFF)
- First-team Freshman All-American (247Sports)
- First-team Freshman All-American (College Football Network)
- First-team Freshman All-American (College Football News)
- First-team Freshman All-American (FWAA)
- First-year Freshman All-American (On3)
- Freshman Interior Defender-of-the-Year (College Football Network)



# 2023 ACC FOOTBALL

Rk	Team	ACC	Overall	Points	Home	Away	Neutral
1.	Florida State	8-0	13-1	484-270	6-0	5-0	2-1
2.	Louisville	7-1	10-4	430-298	6-1	3-1	1-2
3.	NC State	6-2	9-4	341-270	5-2	4-1	0-1
4.	Georgia Tech	5-3	7-6	404-383	3-4	3-2	1-0
	Virginia Tech	5-3	7-6	384-311	4-2	2-4	1-0
6.	Clemson	4-4	9-4	388-274	6-1	2-3	1-0
	Duke	4-4	8-5	350-247	6-1	1-4	1-0

	North Carolina	4-4	8-5	449-355	6-1	1-3	1-1
9.	Boston College	3-5	7-6	323-368	3-4	3-2	1-0
	Miami (Fla.)	3-5	7-6	409-296	5-2	2-3	0-1
11.	Syracuse	2-6	6-7	306-330	5-2	1-4	0-1
	Pittsburgh	2-6	3-9	242-328	3-3	0-6	0-0
	Virginia	2-6	3-9	279-405	2-4	1-4	0-1
14.	Wake Forest	1-7	4-8	243-326	3-3	1-5	

## 2023 ACC HONORS & AWARDS

### FIRST-TEAM OFFENSE

Pos.	Player	Team	Pts
QB	Jordan Travis	Florida State	175
RB	Omarion Hampton	North Carolina	178
RB	Jawhar Jordan	Louisville	176
WR	Malik Washington	Virginia	182
WR	Keon Coleman	Florida State	165
WR	Xavier Restrepo	Miami (Fla.)	147
TE	Bryson Nesbit	North Carolina	117
AP	Keon Coleman	Florida State	81
OT	Graham Barton	Duke	126
OT	Darius Washington	Florida State	104
OG	Christian Mahogany	Boston College	156
OG	D'Mitri Emmanuel	Florida State	104
C	Bryan Hudson	Louisville	94

### SECOND-TEAM OFFENSE

Pos.	Player	Team	Pts
QB	Drake Maye	North Carolina	135
RB	Trey Benson	Florida State	118
RB	LeQuint Allen	Syracuse	95
WR	Kevin Concepcion	NC State	138
WR	Jamari Thrash	Louisville	128
WR	Jordan Moore	Duke	68
TE	Jaheim Bell	Florida State	105
AP	Bhaysul Tuten	Virginia Tech	80
OT	Jalen Rivers	Miami (Fla.)	88
OT	Ozzy Trapilo	Boston College	63
OG	Jacob Monk	Duke	82
OG	Michael Jurgens	Wake Forest	80
C	Matt Lee	Miami (Fla.)	81

### THIRD-TEAM OFFENSE

Pos.	Player	Team	Pts
QB	Jack Plummer	Louisville	34
RB	Jamal Haynes	Georgia Tech	51
RB	Jordan Waters	Duke	44
WR	Devontez Walker	North Carolina	67
WR	Jacoby George	Miami (Fla.)	57
WR	Johnny Wilson	Florida State	48
TE	Jake Briningstool	Clemson	94
AP	Jawhar Jordan	Louisville	70
OT	Blake Miller	Clemson	55
OT	Anthony Belton	NC State	43
OG	Michael Gonzalez	Louisville	66
OG	Willie Lampkin	North Carolina	48
C	Will Putnam	Clemson	72

### FIRST-TEAM SPECIALISTS

Pos.	Player	Team	Pts
PK	Andy Borregales	Miami (Fla.)	111
P	Porter Wilson	Duke	124
SP	Keon Coleman	Florida State	120

### SECOND-TEAM SPECIALISTS

Pos.	Player	Team	Pts
PK	Noah Burnette	North Carolina	110
P	Alex Mastromanno	Florida State	121
SP	Brashard Smith	Miami (Fla.)	96

### THIRD-TEAM SPECIALISTS

Pos.	Player	Team	Pts
PK	Ryan Fitzgerald	Florida State	81
P	Jack Stonehouse	Syracuse	79
SP	Tucker Holloway	Virginia Tech	73

Accomplishment	Player	Team
Champion		Florida State
Player-of-the-Year	Jordan Travis	Florida State
Offensive Player-of-the-Year	Jordan Travis	Florida State
Defensive Player-of-the-Year	Payton Wilson	NC State
Rookie-of-the-Year	Kevin Concepcion	NC State
Offensive Rookie-of-the-Year	Kevin Concepcion	NC State
Defensive Rookie-of-the-Year	Rueben Bain Jr.	Miami (Fla.)
Coach-of-the-Year	Mike Norvell	Florida State
Jacobs Blocking Trophy	Bryan Hudson	Louisville
Brian Piccolo Award	Mike Hollins	Virginia
Jim Tatum Award	DeWayne Carter	Duke

### FIRST-TEAM DEFENSE

Pos.	Player	Team	Pts
DE	Ashton Gillotte	Louisville	161
DE	Jared Verse	Florida State	135
DT	Tyler Davis	Clemson	142
DT	DeWayne Carter	Duke	117
LB	Payton Wilson	NC State	184
LB	Jeremiah Trotter Jr.	Clemson	172
LB	Kalen DeLoach	Florida State	132
LB	Cedric Gray	North Carolina	132
CB	Nate Wiggins	Clemson	119
CB	Elijah Jones	Boston College	118
S	Kamren Kinchens	Miami (Fla.)	138
S	Jonas Sanker	Virginia	89

### SECOND-TEAM DEFENSE

Pos.	Player	Team	Pts
DE	Antwaun Powell-Ryland	Virginia Tech	113
DE	Kaimon Rucker	North Carolina	97
DT	Braden Fiske	Florida State	80
DT	Joshua Farmer	Florida State	76
LB	Francisco Mauigoa	Miami (Fla.)	88
LB	Marlow Wax	Syracuse	83
LB	Barrett Carter	Clemson	55
LB	Tre Freeman	Duke	55
CB	Renardo Green	Florida State	83
CB	M.J. Devonshire	Pittsburgh	81
S	Malik Mustapha	Wake Forest	51
S	Jaylon King	Georgia Tech	50

### THIRD-TEAM DEFENSE

Pos.	Player	Team	Pts
DE	Rueben Bain Jr.	Miami (Fla.)	65
DE	Jasheen Davis	Wake Forest	61
DT	Aeneas Peebles	Duke	64
DT	Ruke Orhoro	Clemson	63
LB	Vinny DePalma	Boston College	41
LB	Tatum Bethune	Florida State	30
LB	Power Echols	North Carolina	28
CB	Aydan White	NC State	80
CB	Dorain Strong	Virginia Tech	53
S	Shyheim Brown	Florida State	49
S	Devin Neal	Louisville	45



BOTH OF CLEMSON'S STARTING DEFENSIVE TACKLES, TYLER DAVIS (#13) AND RUKE ORHORORO (#33), WERE NAMED ALL-ACC IN 2023.

# OFFENSIVE TEAM RECORDS

TEAM	
WINS	
Season:	15*, 2018
Home:	7, 1987, 2011, 2014, 2015, 2017, 2018, 2019
Road:	5, many (last in 2019)
Away From Home:	8, 2016, 2018
Conference:	8, 2015, 2018, 2019, 2020, 2022
Vs. ACC Teams:	9, 2015, 2018, 2019, 2020, 2022
By 1-7 Points:	7, 2016
By 14+ Points:	13, 2018
Without Trailing:	11, 2019
Vs. Top-25 Teams:	6, 2017
By a Class:	55, Seniors of 2018, 2019
Win % By Class:	93.2 (55-4), Seniors of 2018, 2019

TOTAL OFFENSE	
PLAYS	
Game:	102 vs. NC State, 11-17-2012 (58 rush, 44 pass)
Season:	1,221, 2016
Per Game:	81.7, 2012 (1,062 in 13 games)
YARDS	
Half:	487 vs. Duke, 11-3-2012 (1st)
Game:	756 vs. Wake Forest, 10-31-1981
Season:	7,931*, 2019
Per Game:	528.7, 2019 (7,931 in 15 games)
400-Yard Games:	15, 2018
500-Yard Games:	12, 2015
600-Yard Games:	5, 2019
700-Yard Games:	2, 2012

YARDS PER PLAY	
Game:	11.6 vs. Louisville, 11-3-2018 (57-661)
Season:	7.4, 2019 (1075-7931)

RUSHING	
CARRIES	
Game:	78 vs. Duke, 10-20-1979
Season:	741, 1978
Per Game:	61.8, 1978 (741 in 12 games)
RUSHING YARDS	
Game:	615 vs. Georgia Tech, 10-17-1903
Modern:	536 vs. Wake Forest, 10-31-1981
Season:	3,723, 2018
Per Game:	289.1, 1978 (3,469 in 12 games)
200-Yard Games:	11, 1978, 1986, 2015
300-Yard Games:	5, 1978, 2018
YARDS PER CARRY	
Game:	13.3 vs. Louisville, 11-3-2018 (37-492)
Season:	6.6, 2018 (568-3723)

PASSING	
MOST ATTEMPTS	
Game:	70 vs. Pittsburgh, 11-12-2016
Season:	629, 2016
Per Game:	41.9, 2016 (629 in 15 games)
FEWEST ATTEMPTS	
Game:	0 vs. South Carolina, 10-25-1956
Season:	65, 1938
Per Game:	7.2, 1938 (65 in 9 games)
MOST COMPLETIONS	
Game:	52 vs. Pittsburgh, 11-12-2016
Season:	422*, 2016
Per Game:	28.1, 2016 (422 in 15 games)
FEWEST COMPLETIONS	
Game:	0 vs. many (last vs. Virginia Tech, 11-3-1956)
Season:	21, 1944
Per Game:	2.3, 1944 (21 in 9 games)
YARDS PER ATTEMPT	
Game (min 15):	18.20 vs. Duke, 10-19-1963 (20-364)
Season:	9.86, 1950 (143-1411)
YARDS PER COMPLETION	
Game (min 10):	28.0 vs. Duke, 10-19-1963 (13-364)
Season:	22.8, 1950 (62-1411)

LOWEST INTERCEPTION PERCENTAGE	
Game:	0.0 vs. Alabama, 1-9-2017 (57 attempts)
Season:	1.2, 2020 (6-490)
Per Game:	0.3, 1988 (4 in 12 games)

MOST PASSING YARDS	
Game:	580* vs. Pittsburgh, 11-12-2016
Season:	5,009*, 2016
Per Game:	348.5, 2020 (4,182 in 12 games)
200-Yard Games:	15, 2016
300-Yard Games:	13, 2016

FEWEST PASSING YARDS	
Game:	0 vs. many (last vs. Virginia Tech, 11-3-1956)
Season:	346, 1956
Per Game:	31.5, 1956 (346 in 11 games)

COMPLETION PERCENTAGE	
Game (min 15 att):	88.2 vs. The Citadel, 9-16-1978 (15-17)
Game (min 20 att):	85.2 vs. NC State, 2001 (23-27); Central Michigan, 2007 (23-27)
Season:	69.2, 2013 (341-493)

PASSING EFFICIENCY	
Game (min 15 att):	262.9 vs. Furman, 9-15-2007 (18-22-317-0-4)
Season:	164.2, 2013 (341-493-4330-12-39)

PASSES HAD INTERCEPTED	
Game:	7 vs. South Carolina, 10-25-1945
Season:	24, 1969
Per Game:	2.4, 1969 (24 in 10 games)

SCORING	
TOUCHDOWNS	
Game:	12* vs. Wake Forest, 10-31-1981
Season:	90, 2018
Per Game:	6.0, 2018 (90 in 15 games)
TOUCHDOWNS RUSHING	
Game:	11 vs. Presbyterian, 9-25-1948
Season:	49, 2018
Per Game:	3.5, 1950 (35 in 10 games)
TOUCHDOWNS PASSING	
Game:	7 vs. Georgia Tech, 10-17-2020
Season:	45*, 2016
Per Game:	3.1, 2012 (40 in 13 games)
TOUCHDOWNS BY RETURN	
Game:	3 vs. Georgia, 11-7-1914 (3 PR)
Modern:	2 vs. many (last vs. South Carolina State, 9-7-2013 (2 IR))
Season:	7, 1990 (4 INT, 2 KOR, 1 FR); 2009 (4 KOR, 2 PR, 1 IR)
Per Game:	0.6, 1990 (7 in 12 games)

TOUCHDOWNS BY PUNT RETURN	
Game:	3 vs. Georgia, 11-7-1914
Season:	5, 1948
Per Game:	0.5, 1948 (5 in 11 games)

TOUCHDOWNS BY KICKOFF RETURN	
Game:	2 vs. Florida State, 9-25-2004
Season:	4, 2009
Per Game:	0.3, 2009 (4 in 14 games)

TOUCHDOWNS BY INTERCEPTION RETURN	
Game:	2 vs. Wake Forest, 10-12-1940; South Carolina State, 9-7-2013
Season:	4, 1990, 2023
Per Game:	0.3, 1940 (3 in 9 games); 1990 (4 in 12 games)

TOUCHDOWNS BY FUMBLE RETURN	
Game:	1 vs. many
Season:	3, 2020

POINTS	
Game:	122 vs. Guilford, 10-5-1901
ACC Game:	82 vs. Wake Forest, 10-31-1981
Season:	664, 2018
Per Game:	44.3, 2018 (664 in 15 games)

HIGHEST SCORES	
30-Point Games:	12, 2015, 2016, 2018
40-Point Games:	10, 2019
50-Point Games:	7, 2019

SCORING MARGIN	
Game:	+122 (122-0) vs. Guilford, 10-5-1901
Season/Game:	+35.3 in 1900
Modern:	+31.1 in 2018

FIELD GOALS	
Game:	6 vs. Texas A&M, 9-3-2005; Boston College, 9-19-2009
Season:	28*, 2015
Per Game:	2.1, 1980 (23 in 11 games)

FIELD-GOAL ATTEMPTS	
Game:	6 vs. Georgia, 9-17-1983; NC State, 10-26-1991; Maryland, 11-14-1992; Texas A&M, 9-3-2005; NC State, 9-22-2007; Boston College, 9-19-2009
Season:	36, 2007
Per Game:	2.8, 2007 (36 in 13 games)

FIELD-GOAL PERCENTAGE	
Game:	100.0 vs. Texas A&M, 9-3-2005 (6-6); Boston College, 9-19-2009 (6-6)
Season:	94.4, 1984 (17-18)

EXTRA POINTS MADE	
Game:	11 vs. Louisville, 11-3-2018
Season:	88, 2018

EXTRA POINTS ATTEMPTED	
Game:	12 vs. Wake Forest, 10-31-1981
Season:	90, 2018

EXTRA-POINT PERCENTAGE	
Game:	100.0 vs. many
Season:	100.0, 2022 (51-51)

SPECIAL TEAMS	
PUNTS	
Game:	18 vs. Furman, 11-24-1932
Season:	91, 1939
Per Game:	10.0, 1945 (90 in 9 games)
PUNTING YARDS	
Game:	546 vs. Virginia Tech, 9-12-1998
Season:	3,731, 1939
Per Game:	373.1, 1939 (3,731 in 10 games)
PUNTING AVERAGE	
Game (min. 3):	56.7* vs. Wake Forest, 11-1-1986 (3-170)
Season:	44.0, 1984 (56-2463)
PUNT RETURNS	
Game:	11* vs. George Washington, 10-31-1941; Georgia Tech, 9-26-1987
Season:	53, 1945, 1987
Per Game:	5.8, 1941 (52 in 9 games)

PUNT RETURN YARDS	
Game:	227 vs. Georgia Tech, 9-26-1987
Season:	720, 1987
Per Game:	64.8, 1938 (584 in 9 games)

PUNT RETURN AVERAGE	
Game (min. 3):	41.8 vs. Maryland, 10-31-1970 (4-167)
Season:	16.3, 1948 (33-539)

KICKOFF RETURNS	
Game:	10 vs. Georgia Tech, 9-30-1944; West Virginia, 1-4-2012
Season:	63, 2011
Per Game:	6.3, 1946 (57 in 9 games)

KICKOFF RETURN YARDS	
Game:	286* vs. Florida State, 9-25-2004
Season:	1,405, 2011
Per Game:	107.9, 1970 (1,187 in 11 games)

KICKOFF RETURN AVERAGE	
Game (min 3):	55.7 vs. Duke, 11-3-2007 (3-167)
Season:	27.7, 2003 (29-803)



# OFFENSIVE TEAM RECORDS

## MISCELLANEOUS

### THIRD-DOWN CONVERSION PERCENTAGE

**Game:** 100.0 vs. Wake Forest, 10-31-1981 (12-12)  
**Season:** 51.6, 1978 (99-192)

### FIRST DOWNS

**Game:** 40\* vs. South Carolina, 11-26-2016  
**Season:** 403\*, 2016  
**Per Game:** 26.9, 2016 (403 in 15 games)

### FIRST DOWNS RUSHING

**Game:** 27 vs. Presbyterian, 9-21-1957; Wake Forest, 10-31-1981  
**Season:** 192, 1978  
**Per Game:** 16.0, 1978 (192 in 12 games)

### FIRST DOWNS PASSING

**Game:** 31\* vs. Pittsburgh, 11-12-2016  
**Season:** 235\*, 2016  
**Per Game:** 15.7, 2016 (235 in 15 games)

## PENALTIES

**Game:** 20 vs. NC State, 10-13-2001  
**Season:** 104, 1987, 2000  
**Per Game:** 8.7, 1987, 2000 (104 in 12 games)

### PENALTY YARDS

**Game:** 181 vs. NC State, 10-13-2001  
**Season:** 962, 2000  
**Per Game:** 80.2, 2000

### TIME OF POSSESSION

**Game:** 42:58 vs. North Carolina, 11-7-1992  
**Season:** 478:53, 2015  
**Per Game:** 34:15, 1989 (410:57 in 12 games)

### FEWEST TURNOVERS

**Game:** 0 vs. many  
**Season:** 8, 1940  
**Per Game:** 0.9, 1940 (8 in 9 games)

### TURNOVER MARGIN

**Game:** +7 vs. Duke, 10-19-1968; vs. Georgia, 9-19-1981  
**Season:** +23, 1989 (15-38 in 12 games)  
**Per Game:** +2.1, 1940 (+19 in 9 games)

## MOST FUMBLES

**Game:** 14\* vs. Presbyterian, 9-19-1953  
**Season:** 49, 1963  
**Per Game:** 4.9, 1963 (49 in 10 games)

### FEWEST FUMBLES

**Game:** 0 vs. many teams  
**Season:** 10, 2019  
**Per Game:** 0.7, 2019 (10 in 15 games)

### MOST FUMBLES LOST

**Game:** 5 vs. many teams  
**Season:** 26, 1963, 1975  
**Per Game:** 2.6, 1963 (26 in 10 games)

### FEWEST FUMBLES LOST

**Game:** 0 vs. many teams  
**Season:** 2\*, 1994  
**Per Game:** 0.2, 1994 (2 in 11 games)

\* - ACC record

# DEFENSIVE TEAM RECORDS

## TOTAL DEFENSE

### PLAYS

**Game:** 29 vs. Furman, 11-25-1939  
**Season:** 462, 1943  
**Per Game:** 52.0, 1940 (468 in 9 games)

### YARDS

**Game:** -12 vs. Furman, 11-6-1948  
**Season:** 1,575, 1939  
**Per Game:** 157.5, 1939 (1,575 in 10 games)

### YARDS PER PLAY

**Game:** -0.3 vs. Furman, 11-6-1948  
**Season:** 3.0, 1939

## RUSHING

### CARRIES

**Game:** 14 vs. Presbyterian, 9-20-1941  
**Season:** 334, 1941  
**Per Game:** 30.5, 2023 (396 in 13 games)

### RUSHING YARDS

**Game:** -29 vs. Furman, 9-7-1996  
**Season:** 733, 1991  
**Per Game:** 61.1, 1991 (733 in 12 games)

### YARDS PER CARRY

**Game:** -1.5 vs. Furman, 9-20-1941  
**Season:** 1.8, 1991 (402-733)

## PASSING

### PASSING ATTEMPTS

**Game:** 0 vs. many  
**Season:** 105, 1938  
**Per Game:** 10.9, 1939 (109 in 10 games)

### COMPLETIONS

**Game:** 0 vs. many  
**Season:** 32, 1939  
**Per Game:** 3.2, 1939 (32 in 10 games)

### PASSING YARDS

**Game:** -4 vs. The Citadel, 11-23-2013  
**Season:** 449, 1939

### COMPLETION PERCENTAGE

**Game:** 0.0 vs. Rice, 10-31-1959 (0-13)  
**Season:** 29.4, 1939

### PASSING EFFICIENCY

**Season:** 48.1, 1951

## INTERCEPTIONS

**Game:** 6 vs. South Carolina, 11-27-1971; NC State, 9-30-1995  
**Season:** 25, 1951  
**Per Game:** 2.5, 1951 (25 in 10 games)

### INTERCEPTION RETURN YARDS

**Game:** 143 vs. Maryland, 10-31-1970  
**Season:** 368, 2008  
**Per Game:** 36.1, 1951 (361 in 10 games)

## SPECIAL TEAMS

### KICKOFF RETURN YARDS

**Game:** 0 vs. many  
**Season:** 267, 2023

### KICKOFF RETURN YARDS PER RETURN

**Game:** 0.0 vs. many  
**Season:** 14.7, 1952

### PUNT RETURN YARDS

**Game:** -6 vs. Florida State, 10-27-2018  
**Season:** 44, 2016

### PUNT RETURN YARDS PER RETURN

**Game:** -4.0 vs. Furman, 9-15-2007; Central Michigan, 10-20-2007  
**Season:** 2.7, 1977 (24-65)

### BLOCKED PUNTS

**Game:** 3 vs. Auburn, 1-2-1998  
**Season:** 5, 1944

### BLOCKED KICKS

**Game:** 3 vs. Georgia, 10-7-1995; Auburn, 1-2-1998  
**Season:** 8, 1995

## SCORING

### POINTS

**Game:** 0 vs. many  
**Season:** 45, 1939  
**Per Game:** 4.5, 1939 (45 in 10 games)

### SHUTOUTS

**Season:** 7, 1928  
**Consecutive:** 6, 1928  
**Consecutive vs. ACC:** 4\*, 1959  
**Consecutive Quarters vs. ACC:** 16\*, 1959

### TOUCHDOWNS

**Game:** 0 vs. many  
**Season:** 6, 1939  
**Per Game:** 0.6, 1939 (6 in 10 games)

## RUSHING TOUCHDOWNS

**Game:** 0 vs. many  
**Season:** 5, 1938, 1939, 1979, 1981, 2017  
**Per Game:** 0.4, 2017 (5 in 14 games)

### PASSING TOUCHDOWNS

**Game:** 0 vs. many  
**Season:** 0, 1951

## MISCELLANEOUS

### SACKS

**Game:** 12 vs. Furman, 9-7-1996  
**Season:** 54, 2018 (317 yards)  
**Per Game:** 4.2, 1992 (46 in 11 games)

### PASS BREAKUPS

**Game:** 18 vs. The Citadel, 10-4-1986  
**Season:** 96, 1989  
**Per Game:** 8.0, 1989 (96 in 12 games)

### RECOVERED FUMBLES

**Game:** 6 vs. Duke, 10-16-1965  
**Season:** 21, 1956  
**Per Game:** 1.9, 1956 (21 in 11 games)

### FUMBLE RETURNS

**Game:** 2 vs. NC State, 10-4-2014  
**Season:** 6, 1996, 2006

### FUMBLE RETURN YARDS

**Game:** 93 vs. Virginia, 9-19-1998  
**Season:** 161, 2020

### FIRST DOWNS

**Game:** 0 vs. The Citadel, 12-4-1948  
**Season:** 80, 1939  
**Season vs. ACC:** 96\*, 1954  
**Per Game:** 8.0, 1939 (80 in 10 games)

### TACKLES FOR LOSS

**Game:** 19 vs. NC State, 10-24-1987  
**Season:** 136, 2018  
**Per Game:** 10.2, 2004 (112 in 11 games)

### TURNOVERS FORCED

**Game:** 9 vs. Georgia, 9-19-1981  
**Season:** 41, 1981  
**Per Game:** 3.4, 1981 (41 in 12 games)

\* - ACC record

# TEAM GAME BESTS

## MOST RUSHING YARDS BY CLEMSON

Yds	Site - Opponent (Score CU-Opp.)	Date
615	A - Georgia Tech (73-0)	10-17-1903
536	H - Wake Forest (82-24)	10-31-1981
516	H - Presbyterian (76-0)	9-22-1945
492	H - Louisville (77-16)	11-3-2018
471	A - Wake Forest (63-3)	10-6-2018
448	H - Furman (41-0)	11-6-1948
440	H - Chattanooga (54-3)	10-3-1992
439	H - Presbyterian (66-0)	9-21-1957
436	H - Presbyterian (55-0)	9-23-1950
436	H - Wake Forest (55-7)	9-16-2000

## FEWEST RUSHING YARDS BY CLEMSON

Yds	Site - Opponent (Score CU-Opp.)	Date
-15	A - Boston College (7-14)	10-10-1942
-1	A - Boston College (22-32)	9-26-1947
0	N1 - Alabama (10-34)	8-30-2008
2	N3 - Georgia (3-10)	9-4-2021
3	A - North Carolina (0-24)	11-6-1993
4	N2 - Nebraska (21-26)	1-1-2009
6	H - Wake Forest (14-16)	10-4-1947
8	A - South Carolina (6-33)	10-21-1943
8	H - Virginia Tech (23-41)	10-6-2007
10	A - Maryland (7-21)	10-4-2003

N1 - Atlanta, Ga.; N2 - Jacksonville, Fla. (Gator Bowl)

## MOST RUSHING YARDS BY OPPONENT

Yds	Site - Opponent (Score CU-Opp.)	Date
478	A - Tulane (20-36)	11-18-1944
475	A - Oklahoma (3-52)	9-30-1972
458	A - South Carolina (20-56)	11-22-1975
444	A - Wake Forest (20-36)	10-17-1970
437	A - Alabama (0-56)	9-20-1975
434	A - Texas A&M (0-24)	9-14-1974
409	H - NC State (7-45)	10-25-1975
406	A - Maryland (23-41)	11-17-1984

## FEWEST RUSHING YARDS BY OPPONENT

Yds	Site - Opponent (Score CU-Opp.)	Date
-29	H - Furman (19-3)	9-7-1996
-21	A - Furman (34-6)	11-22-1941
-21	A - Florida State (59-10)	10-27-2018
-21	H - UConn (44-7)	11-13-2021
-20	H - Utah State (35-6)	10-16-2004
-17	H - Furman (41-0)	11-6-1948
-16	H - Long Beach State (59-0)	9-1-1990
-14	H - Kentucky (24-6)	10-2-1982
-11	A - Furman (14-3)	11-25-1939
-10	H - South Carolina State (54-0)	9-20-2008

## MOST RUSHING YARDS BY BOTH TEAMS

Yds	Teams & Yards	Site - (Score CU-Opp.)	Date
707	CU 397, South Carolina 310	H - (41-23)	11-25-1978
697	CU 433, South Carolina 264	H - (39-21)	11-23-1974
690	CU 232, South Carolina 458	A - (20-56)	11-22-1975
671	CU 283, NC State 388	A - (63-3)	10-23-1976
656	CU 323, Georgia Tech 333	N1 - (34-39)	12-5-2009
653	CU 390, North Carolina 263	H - (43-32)	11-9-1974
646	CU 471, Wake Forest 175	A - (63-3)	10-6-2018
635	CU 160, Oklahoma 475	A - (3-52)	9-30-1972
633	CU 398, Presbyterian 235	H - (69-7)	9-17-1949
629	CU 300, North Carolina 329	H - (23-27)	11-6-1976

N1 - Tampa, Fla. (ACC Championship Game)

## FEWEST RUSHING YARDS BY BOTH TEAMS

Yds	Teams & Yards	Site - (Score CU-Opp.)	Date
72	CU 41, Florida State 31	H - (28-35)	9-20-1997
86	CU 56, Virginia 30	A - (13-3)	11-22-2008
99	CU 120, Florida State -21	A - (59-10)	10-27-2018
107	CU 47, Boston College 60	H - (17-20)	11-17-2007
108	CU 129, UConn -21	H - (44-7)	11-13-2021
109	CU 46, NC State 63	H - (14-13)	11-6-2010
114	CU 101, Florida State 13	A - (17-23^)	9-20-2014
119	CU 46, South Carolina 73	A - (8-13)	10-21-1954
119	CU 36, Maryland 83	H - (10-7)	10-23-2004
121	CU 56, VMI 65	N1 - (0-0)	9-26-1942

N1 - Lynchburg, Va.

## MOST PASSING YARDS BY CLEMSON

Yds	(C-A)	Site - Opponent (Score CU-Opp.)	Date
580	(52-70)	H - Pittsburgh (42-43)	11-12-2016
500	(33-49)	A - Georgia Tech (73-7)	10-17-2020
479	(31-41)	H - The Citadel (61-3)	11-18-1992
468	(24-33)	A - Syracuse (49-14)	10-5-2013
467	(32-42)	H - South Carolina State (73-7)	9-6-2014
439	(29-44)	A - Notre Dame (40-47^^)	11-7-2020
436	(28-39)	H - North Carolina (50-35)	9-27-2014
436	(35-52)	H - Pittsburgh (52-17)	11-28-2020

435	(34-45)	A - Virginia (59-10)	11-2-2013
433	(29-40)	A - Wake Forest (42-13)	10-25-2012

## FEWEST PASSING YARDS BY CLEMSON

Yds	(C-A)	Site - Opponent (Score CU-Opp.)	Date
-1	(1-6)	A - Maryland (6-6)	11-10-1956
0	(0-3)	N1 - George Washington (27-0)	11-5-1938
0	(0-4)	H - Presbyterian (32-13)	9-19-1942
0	(0-2)	A - South Carolina (6-33)	10-21-1943
0	(0-2)	A - South Carolina (20-13)	10-19-1944
0	(0-8)	A - South Carolina (0-6)	10-23-1952
0	(0-6)	A - Fordham (12-12)	11-8-1952
0	(0-5)	H - Presbyterian (33-7)	9-19-1953
0	(0-0)	A - South Carolina (7-0)	10-25-1956
0	(0-2)	H - Virginia Tech (21-6)	11-3-1956

N1 - Greenville, S.C.

## MOST PASSING YARDS BY OPPONENT

Yds	(C-A)	Site - Opponent (Score CU-Opp.)	Date
521	(27-43)	A - Florida State (7-54)	11-4-2000
510	(32-50)	H - South Carolina (56-35)	11-24-2018
493	(29-53)	H - NC State (62-48)	11-17-2012
464	(39-52)	N1 - Texas Tech (15-55)	12-23-2002
463	(31-49)	N2 - LSU (25-42)	1-13-2020
454	(35-57)	H - Georgia Tech (28-31)	10-28-2000
444	(22-35)	H - Florida State (14-51)	10-19-2013
442	(29-37)	A - Florida State (0-57)	9-11-1993
430	(23-40)	A - Texas A&M (28-26)	9-8-2018
418	(27-41)	A - Maryland (23-53)	11-14-1992

N1 - Orlando, Fla. (Tangerine Bowl); N2 - New Orleans, La. (CFP National Championship Game)

## FEWEST PASSING YARDS BY OPPONENT

Yds	(C-A)	Site - Opponent (Score CU-Opp.)	Date
-4	(1-5)	H - The Citadel (52-6)	11-23-2013
0	(0-10)	H - Presbyterian (26-0)	9-17-1938
0	(0-0)	A - Wake Forest (7-0)	10-28-1938
0	(0-7)	A - George Washington (19-0)	10-31-1941
0	(0-4)	A - Miami (Fla.) (6-7)	11-2-1945
0	(0-7)	A - The Citadel (20-0)	12-4-1948
0	(0-2)	H - Presbyterian (69-7)	9-17-1949
0	(0-9)	A - South Carolina (14-14)	10-19-1950
0	(1-9)	A - Virginia (20-7)	9-24-1955
0	(0-13)	A - Rice (19-0)	10-31-1959

## MOST PASSING YARDS BY BOTH TEAMS

Yds	Teams & Yards	Site - (Score CU-Opp.)	Date
919	CU 426, NC State 493	H - (62-48)	11-17-2012
903	CU 393, South Carolina 510	H - (56-35)	11-24-2018
888	CU 580, Pittsburgh 308	H - (42-43)	11-12-2016
830	CU 436, North Carolina 394	H - (50-35)	9-27-2014
785	CU 400, Ohio State 385	N3 - (28-49)	1-1-2021
783	CU 319, Texas Tech 464	N1 - (15-55)	12-23-2002
749	CU 439, Notre Dame 310	A - (40-47^^)	11-7-2020
740	CU 405, Alabama 335	N2 - (40-45)	1-11-2016
736	CU 367, Boston College 369	A - (45-31)	9-29-2012
730	CU 420, Duke 310	A - (34-31)	11-2-2002

N1 - Orlando, Fla. (Tangerine Bowl); N2 - Glendale, Ariz. (CFP National Championship Game); N3 - New Orleans, La. (Sugar Bowl)

## FEWEST PASSING YARDS BY BOTH TEAMS

Yds	Teams & Yards	Site - (Score CU-Opp.)	Date
4	CU 4, George Washington 0	A - (19-0)	10-31-1941
11	CU -1, Maryland 12	A - (6-6)	11-10-1956
27	CU 0, South Carolina 27	A - (20-13)	10-19-1944
33	CU 27, Furman 6	A - (14-3)	11-25-1939
33	CU 12, Presbyterian 21	H - (34-0)	9-25-1944
34	CU 34, Rice 0	A - (19-0)	10-31-1959
39	CU 10, Tulane 29	A - (0-13)	11-2-1940
39	CU 39, Virginia 0	A - (20-7)	9-24-1955
40	CU 0, Virginia Tech 40	H - (21-6)	11-3-1956
42	CU 39, George Washington 3	H - (0-7)	11-7-1942

## PASSING ATTEMPTS BY CLEMSON

Att.	Com.	Site - Opponent (Score CU-Opp.)	Date
70	52	H - Pittsburgh (42-43)	11-12-2016
67	38	H - Virginia Tech (23-41)	10-6-2007
57	35	A - Wake Forest (17-45)	11-1-2003
57	36	N3 - Alabama (35-31)	1-9-2017
57	27	H - UConn (44-7)	11-13-2021
56	25	N1 - Mississippi State (7-17)	12-30-1999
56	25	N2 - Texas Tech (15-55)	12-23-2002
56	30	N4 - Tennessee (14-31)	12-30-2022
55	25	A - Maryland (23-53)	11-14-1992
55	31	H - Miami (Fla.) (30-36^^^)	9-17-2005

N1 - Atlanta, Ga. (Peach Bowl); N2 - Orlando, Fla. (Tangerine Bowl); N3 - Tampa, Fla. (CFP National Championship Game); N4 - Miami Gardens, Fla. (Orange Bowl)

## PASSING ATTEMPTS BY OPPONENT

Att.	Com.	Site - Opponent (Score CU-Opp.)	Date
59	29	N1 - Louisiana Tech (49-24)	12-31-2001
58	24	H - The Citadel (24-0)	10-4-1986
57	35	H - Georgia Tech (28-31)	10-28-2000
57	24	H - Duke (59-31)	12-1-2001
56	28	A - Wake Forest (35-33)	11-1-1980
56	30	H - NC State (30-10)	10-21-1989
56	31	N2 - Tennessee (27-14)	1-2-2004
54	30	A - NC State (43-22)	9-30-1995
53	34	A - Duke (38-31)	10-15-1983
53	29	H - NC State (62-48)	11-17-2012

N1 - Boise, Idaho (Humanitarian Bowl); N2 - Atlanta, Ga. (Peach Bowl)

## COMPLETIONS BY CLEMSON

Co.	Att.	Site - Opponent (Score CU-Opp.)	Date
52	70	H - Pittsburgh (42-43)	11-12-2016
39	52	H - NC State (24-17^)	10-15-2016
38	67	H - Virginia Tech (23-41)	10-6-2007
36	57	N2 - Alabama (35-31)	1-9-2017
36	51	H - South Carolina State (52-13)	9-7-2013
36	50	N1 - LSU (25-24)	12-31-2012
36	45	H - Charleston Southern (66-17)	9-9-2023
35	57	A - Wake Forest (17-45)	11-1-2003
35	48	A - Syracuse (37-27)	11-14-2015
35	52	H - Pittsburgh (52-17)	11-28-2020

N1 - Atlanta, Ga. (Chick-fil-A Bowl); N2 - Tampa, Fla. (CFP National Championship Game)

## COMPLETIONS BY OPPONENT

Co.	Att.	Site - Opponent (Score CU-Opp.)	Date
39	52	N1 - Texas Tech (15-55)	12-23-2002
35	57	H - Georgia Tech (28-31)	10-28-2000
34	53	A - Duke (38-31)	10-15-1983
33	48	H - Virginia (30-27^)	10-11-2003
32	46	N3 - West Virginia (33-70)	1-4-2012
32	50	H - South Carolina (56-35)	11-24-2018
32	45	A - NC State (21-27^^)	9-25-2021
31	47	A - Rice (10-29)	9-23-1972
31	56	N2 - Tennessee (27-14)	1-2-2004
31	47	H - Boston College (17-20)	11-17-2007
31	50	A - NC State (38-31)	11-4-2017
31	49	N4 - LSU (25-42)	1-13-2020
31	40	H - Furman (35-12)	9-10-2022

N1 - Orlando, Fla. (Tangerine Bowl); N2 - Atlanta, Ga. (Peach Bowl); N3 - Miami Gardens, Fla. (Orange Bowl); N4 - New Orleans, La. (CFP National Championship Game)

## COMPLETION PERCENTAGE BY CLEMSON

Pct.	C-A	Site - Opponent (Score CU-Opp.)	Date
88.2	(15-17)	H - The Citadel (58-3)	9-16-1978
86.7	(13-15)	A - South Carolina (41-24)	11-23-1991
85.2	(23-27)	A - NC State (45-37)	10-13-2001
85.2	(23-27)	H - Central Michigan (70-14)	10-20-2007
83.3	(30-36)	H - South Carolina (56-7)	11-26-2016
83.3	(25-30)	A - Wake Forest (63-3)	10-6-2018
82.1	(23-28)	H - Middle Tennessee (37-14)	9-13-2003
81.8	(18-22)	A - Maryland (28-24)	9-10-2005
81.8	(18-22)	H - Furman (38-10)	9-15-2007
81.1	(30-37)	H - Wofford (49-10)	9-5-2015

Note: Minimum 15 passing attempts.

## COMPLETION PERCENTAGE BY OPPONENT

Pct.	C-A	Site - Opponent (Score CU-Opp.)	Date
84.6	(22-26)	A - NC State (24-17)	10-20-1990
80.0	(20-25)	A - Wake Forest (27-31)	10-1-2005
79.2	(19-24)	A - Wake Forest (27-17)	10-7-2006
78.9	(15-19)	A - Virginia Tech (45-10)	12-5-2020
78.6	(22-28)	N1 - Ohio State (28-49)	1-1-2021
78.4	(29-37)	A - Florida State (0-57)	9-11-1993
77.8	(14-18)	H - North Carolina (3-38)	10-20-2001
77.5	(31-40)	H - Furman (35-12)	9-10-2022
77.3	(17-22)	H - NC State (12-29)	9-10-1994
77.1	(27-35)	A - Florida State (37-49)	9-22-2012

N1 - New Orleans, La. (Sugar Bowl); Note: Minimum 15 passing attempts.

## PASSING EFFICIENCY BY CLEMSON

Eff.	Opponent	Site	C-A-Yds-I-TD	Date
262.9	Furman	H	18-22-317-0-4	9-15-2007
249.1	Central Michigan	H	23-27-315-1-6	10-20-2007
241.1	North Carolina	A	12-20-274-0-4	11-9-2002
237.7	NC State	A	23-27-333-0-4	10-13-2001
236.1	Virginia	N1	21-29-408-0-4	12-7-2019
235.4	Virginia	H	12-19-199-0-2	10-8-1983
235.0	Virginia	H	13-21-315-0-3	9-24-1966
233.9	South Carolina	A	12-15-157-0-3	11-22-1997
232.4	Maryland	H	11-16-194-0-3	11-12-1983
231.2	Duke	A	21-29-384-3-6	11-3-2012



# TEAM GAME BESTS

N1 - Charlotte, N.C. (ACC Championship Game); Note: Minimum 15 passing attempts.

## PASSING EFFICIENCY DEFENSE BY CLEMSON

Eff.	Opponent	Site	C-A-Yds-I-TD	Date
-6.0	Furman	A	6-22-32-5-0	11-28-1959
3.7	Presbyterian	H	4-19-56-4-0	9-19-1953
4.1	Auburn	H	3-17-44-3-0	11-24-1951
8.0	Auburn	A	5-17-52-4-0	11-22-1952
13.8	Villanova	H	4-16-50-3-0	9-30-1978
15.5	Wake Forest	A	4-19-35-2-0	10-13-1956
16.7	Pittsburgh	N1	4-16-8-1-0	12-1-2018
22.3	Virginia	H	6-21-32-2-0	11-16-1974
22.6	South Carolina	A	10-29-102-6-0	11-27-1971
23.8	NC State	H	7-18-63-4-0	10-22-1977

N1 - Charlotte, N.C. (ACC Championship Game); Note: Minimum 15 passing attempts.

## PLAYS BY CLEMSON

PL	R	P	Site - Opponent (Score CU-Opp.)	Date
102	58	44	H - NC State (62-48)	11-17-2012
101	45	56	N4 - Tennessee (14-31)	12-30-2022
100	50	50	N1 - LSU (25-24)	12-31-2012
100	43	57	H - UConn (44-7)	11-13-2021
99	42	57	N3 - Alabama (35-31)	1-9-2017
98	43	55	A - Maryland (23-53)	11-14-1992
98	57	41	A - Maryland (40-27)	10-26-2013
98	56	42	N2 - Alabama (40-45)	1-11-2016
96	77	19	A - Wake Forest (56-3)	11-4-1978
N1	Atlanta, Ga. (Chick-fil-A Bowl);	N2 - Glendale, Ariz. (CFP National Championship Game);	N3 - Tampa, Fla. (CFP National Championship Game);	N4 - Miami Gardens, Fla. (Orange Bowl)

## PLAYS BY OPPONENT

PL	R	P	Site - Opponent (Score CU-Opp.)	Date
99	62	37	H - South Carolina (3-7)	11-23-1968
99	55	44	H - Louisville (42-36)	10-1-2016
97	74	23	H - North Carolina (7-42)	11-14-1970
97	40	57	H - Georgia Tech (28-31)	10-28-2000
96	58	38	H - Duke (10-21)	10-24-1970
96	51	45	A - NC State (21-27^^)	9-25-2021
93	57	36	A - Boston College (16-31)	9-10-1983
91	55	36	A - Georgia (13-31)	9-28-1968
91	82	9	A - North Carolina (15-32)	11-15-1969
91	41	50	H - Florida State (14-17)	10-23-1999

## MOST TOTAL OFFENSE YARDS BY CLEMSON

Yds	Rush,Pass	Site - Opponent (Score CU-Opp.)	Date
756	536,220	H - Wake Forest (82-24)	10-31-1981
754	328,426	H - NC State (62-48)	11-17-2012
744	351,393	H - South Carolina (56-35)	11-24-2018
735	268,467	H - South Carolina State (73-7)	9-6-2014
718	334,384	A - Duke (56-20)	11-3-2012
702	419,283	H - Wofford (59-14)	11-2-2019
698	471,227	A - Wake Forest (63-3)	10-6-2018
679	274,405	H - Charleston Southern (66-17)	9-9-2023
674	302,372	H - Boston College (59-7)	10-26-2019
671	171,500	A - Georgia Tech (73-7)	10-17-2020

## FEWEST TOTAL OFFENSE YARDS BY CLEMSON

Yds	Rush,Pass	Site - Opponent (Score CU-Opp.)	Date
8	8,0	A - South Carolina (6-33)	10-21-1943
51	48,3	A - NC State (0-18)	10-11-1947
63	53,10	A - Tulane (0-13)	11-2-1940
85	-15,100	A - Boston College (7-14)	10-10-1942
90	68,22	A - Maryland (0-34)	11-14-1964
91	50,41	A - North Carolina (0-45)	8-31-1996
94	19,75	A - Auburn (0-51)	10-11-1969
102	65,37	A - Georgia Tech (0-27)	9-28-1963
102	31,71	H - Virginia Tech (0-37)	9-12-1998

## MOST TOTAL OFFENSE YARDS BY OPPONENT

Yds	Rush,Pass	Site - Opponent (Score CU-Opp.)	Date
771	250,521	A - Florida State (7-54)	11-4-2000
667	287,380	A - Florida State (37-49)	9-22-2012
639	254,385	N4 - Ohio State (28-49)	1-1-2021
634	192,442	A - Florida State (0-57)	9-11-1993
628	165,463	N3 - LSU (25-42)	1-13-2020
616	458,158	A - South Carolina (20-56)	11-22-1975
600	90,510	H - South Carolina (56-35)	11-24-2018
597	104,493	H - NC State (62-48)	11-17-2012
589	182,407	N2 - West Virginia (33-70)	1-4-2012
577	406,171	N1 - Maryland (23-41)	11-17-1984
N1 - Baltimore, Md.; N2 - Miami Gardens, Fla. (Orange Bowl); N3 - New Orleans, La. (CFP National Championship Game); N4 - New Orleans, La. (Sugar Bowl)			

## FEWEST TOTAL OFFENSE YARDS BY OPPONENT

Yds	Rush,Pass	Site - Opponent (Score CU-Opp.)	Date
-12	-17,5	H - Furman (41-0)	11-6-1948
-5	-11,6	A - Furman (14-3)	11-25-1939
29	29,0	A - The Citadel (20-0)	12-4-1948
35	-21,56	A - Furman (34-6)	11-22-1941
41	20,21	A - Virginia (35-0)	10-26-1963
44	7,37	H - South Carolina State (73-7)	9-6-2014
54	29,25	H - Boston College (25-7)	9-19-2009
57	57,0	H - Presbyterian (26-0)	9-17-1938
57	-16,73	H - Long Beach State (59-0)	9-1-1990
58	31,27	H - Furman (30-0)	9-2-1989

## TOTAL OFFENSE YARDS BY BOTH TEAMS

Yds	Teams & Yards	Site - (Score CU-Opp.)	Date
1351	CU 754, NC State 597	H - (62-48)	11-17-2012
1344	CU 744, South Carolina 600	H - (56-35)	11-24-2018
1107	CU 756, Wake Forest 351	H - (82-24)	10-31-1981
1094	CU 630, Pittsburgh 464	H - (42-43)	11-12-2016
1093	CU 426, Florida State 667	A - (37-49)	9-22-2012
1084	CU 601, Georgia Tech 483	H - (47-31)	10-6-2012
1083	CU 444, Ohio State 639	N1 - (28-49)	1-1-2021
1075	CU 507, Louisville 568	H - (42-36)	10-1-2016
1060	CU 718, Duke 342	A - (56-20)	11-3-2012
1059	CU 624, Auburn 435	H - (38-24)	9-17-2011
N1	New Orleans, La. (Sugar Bowl)		

## YARDS PER PLAY BY CLEMSON

Y/P	P-Y	Site - Opponent (Score CU-Opp.)	Date
11.6	57-661	H - Louisville (77-16)	11-3-2018
11.2	55-615	A - Georgia Tech (73-0)	10-17-1903
11.0	64-702	H - Wofford (59-14)	11-2-2019
10.7	56-597	H - Presbyterian (76-0)	9-22-1945
10.4	51-531	H - Presbyterian (42-0)	9-20-1947
10.0	70-698	A - Wake Forest (63-3)	10-6-2018
9.9	67-662	H - The Citadel (61-3)	11-18-2017
9.6	58-559	N1 - Temple (63-9)	10-12-2006
9.4	78-555	H - South Carolina State (59-0)	9-17-2016
9.2	67-619	N2 - Virginia (62-17)	12-7-2019

N1 - Charlotte, N.C.; N2 - Charlotte, N.C. (ACC Championship Game)

## FIRST DOWNS BY CLEMSON

FD	R,P,Pen.	Site - Opponent (Score CU-Opp.)	Date
40	17,20,3	H - South Carolina (56-7)	11-26-2016
38	17,19,2	H - South Carolina (56-35)	11-24-2018
37	15,21,1	H - Charleston Southern (66-17)	9-9-2023
36	15,18,3	H - Boston College (59-7)	10-26-2019
35	27,8,0	H - Wake Forest (82-24)	10-31-1981
35	18,16,1	H - Central Michigan (70-14)	10-20-2007
34	20,14,0	H - NC State (62-48)	11-17-2012
34	15,14,5	H - Kent State (56-3)	9-2-2017
34	12,16,6	H - Miami (Fla.) (42-17)	10-10-2020
34	10,20,4	N1 - Tennessee (14-31)	12-30-2022
N1	Miami Gardens, Fla. (Orange Bowl)		

## FIRST DOWNS BY OPPONENT

FD	R,P,Pen.	Site - Opponent (Score CU-Opp.)	Date
35	23,10,2	A - Maryland (23-41)	11-17-1984
33	11,16,6	A - Duke (38-31)	10-15-1983
31	11,19,1	A - Florida State (0-57)	9-11-1993
31	6,22,3	H - Georgia Tech (28-31)	10-28-2000
31	13,16,2	N2 - West Virginia (33-70)	1-4-2012
31	16,12,3	H - Louisville (42-36)	10-1-2016
31	9,16,6	A - NC State (21-27^^)	9-25-2021
30	26,4,0	A - South Carolina (20-56)	11-22-1975
30	11,18,1	N1 - Pittsburgh (3-34)	12-30-1977
N1	Jacksonville, Fla. (Gator Bowl);	N2 - Miami Gardens, Fla. (Orange Bowl)	

## TURNOVERS BY CLEMSON

TO	Site - Opponent	CU-Opp. (Fum.,Int.)	Date
10	A - Florida	13-54 (4,6)	10-11-1952
9	H - Auburn	19-45 (4,5)	11-21-1953
8	A - South Carolina	0-0 (1,7)	10-25-1945
8	H - Wake Forest	36-0 (5,3)	11-2-1963
8	A - North Carolina	15-32 (3,5)	11-15-1969
8	H - Tulane	13-17 (5,3)	9-13-1975
7	A - Georgia Tech	0-27 (4,3)	9-28-1963
7	A - Georgia	23-26 (3,4)	9-22-1984
7	A - Kentucky	7-26 (4,3)	10-5-1985
7	H - Wake Forest	19-29 (3,4)	9-26-1998

## TURNOVERS BY CLEMSON IN A CLEMSON WIN

TO	Site - Opponent	CU-Opp. (Fum.,Int.)	Date
8	H - Wake Forest	36-0 (5,3)	11-2-1963
8	H - Virginia	40-35 (5,0)	9-24-1966
5	H - Wake Forest	16-14 (5,0)	10-11-1975
5	H - Virginia Tech	38-7 (3,2)	10-7-1978

5	H - NC State	17-7 (2,3)	10-24-1981
5	H - W. Carolina	21-10 (4,1)	9-25-1982
5	A - Virginia Tech	20-17 (5,0)	9-14-1985
5	H - Louisville	42-36 (2,3)	10-1-2016

## TURNOVERS FORCED BY CLEMSON

TO	Site - Opponent	CU-Opp. (Fum.,Int.)	Date
9	H - Georgia	13-3 (4,5)	9-19-1981
8	H - Presbyterian	53-0 (4,4)	9-25-1948
8	H - Duke	39-22 (6,2)	10-19-1968
8	A - Georgia Tech	7-28 (5,3)	10-3-1970
7	H - Virginia Tech	35-0 (3,4)	11-10-1945
7	A - Fordham	12-12 (5,2)	11-8-1952
7	A - Furman	56-33 (3,4)	11-28-1959
7	A - TCU	10-14 (2,5)	10-24-1964
7	H - Virginia Tech	38-7 (4,3)	10-7-1978
7	H - Duke	28-8 (3,4)	10-21-1978
7	A - Tulane	13-5 (3,4)	9-12-1981
7	A - Virginia	6-9 (3,4)	9-17-1994
7	A - NC State	43-22 (1,6)	9-30-1995

## INTERCEPTION RETURN YARDS BY CLEMSON

Yds (Int.)	Site - Opponent (Score CU-Opp.)	Date
143 (4)	A - Maryland (24-11)	10-31-1970
132 (3)	A - Virginia Tech (27-7)	9-16-1989
131 (4)	H - Western Carolina (21-10)	9-25-1982
124 (6)	A - NC State (43-22)	9-30-1995
122 (4)	H - Virginia Tech (35-0)	11-10-1945
110 (3)	H - Wake Forest (33-31)	11-21-1959
109 (4)	H - Florida State (20-24)	9-12-1992
107 (4)	A - Wake Forest (28-7)	9-24-1960
105 (2)	N1 - Virginia Tech (38-10)	12-3-2011
105 (3)	H - Florida Atlantic (48-14)	9-16-2023

N1 - Charlotte, N.C. (ACC Championship Game)

## INTERCEPTION RETURN YARDS BY OPPONENT

Yds (Int.)	Site - Opponent (Score CU-Opp.)	Date
166 (6)	H - Auburn (19-45)	11-21-1953
159 (4)	H - Duke (17-34)	10-18-1980
147 (3)	A - Georgia Tech (6-28)	11-15-2014
116 (3)	A - Georgia (16-20)	9-20-1980
108 (2)	A - NC State (35-34)	10-27-1984
97 (2)	A - Notre Dame (14-35)	11-5-2022
93 (2)	N1 - South Florida (26-31)	12-31-2010
85 (1)	A - Wake Forest (17-45)	11-1-2003
83 (3)	H - Maryland (21-6)	11-11-1963
77 (5)	H - Duke (0-16)	10-20-1962

N1 - Charlotte, N.C. (Meineke Car Care Bowl)

## PUNT RETURN YARDS BY CLEMSON

Yds (PR)	Site - Opponent (Score CU-Opp.)	Date
227 (11)	H - Georgia Tech (33-12)	9-26-1987
172 (9)	H - Western Carolina (43-0)	9-5-1987
169 (7)	H - Maryland (40-7)	11-16-1991
167 (4)	H - Maryland (24-11)	10-31-1970
155 (8)	A - Wake Forest (24-7)	10-6-1962
140 (4)	H - Duquesne (42-0)	11-20-1948
136 (11)	A - George Washington (19-0)	10-31-1941
135 (5)	H - Middle Tennessee (37-14)	9-5-2009
134 (8)	H - Presbyterian (53-6)	9-22-1951
130 (5)	H - Georgia Tech (28-31)	10-28-2000

## PUNT RETURN YARDS BY OPPONENT

Yds (PR)	Site - Opponent (Score CU-Opp.)	Date
150 (5)	H - Florida State (28-35)	9-20-1997
147 (7)	A - Auburn (7-28)	11-29-1941
133 (7)	A - Wake Forest (6-19)	10-31-1942
129 (10)	H - Virginia Tech (0-37)	9-12-1998
126 (7)	A - Georgia Tech (0-51)	9-30-1944
126 (4)	H - Virginia Tech (23-41)	10-6-2007
124 (5)	N1 - California (13-37)	1-2-1992
116 (8)	A - Tennessee (7-26)	10-28-1944
116 (6)	A - Georgia (7-19)	10-10-1964
113 (3)	A - South Carolina (0-20)	10-25-1951

N1 - Orlando, Fla. (Citrus Bowl)

## KICKOFF RETURN YARDS BY CLEMSON

Yds (KOR)	Site - Opponent (Score CU-Opp.)	Date
286 (7)	A - Florida State (22-41)	9-25-2004
248 (7)	A - Maryland (56-45)	10-15-2011
219 (6)	A - Maryland (20-37)	11-10-2001
217 (8)	H - Louisville (42-36)	10-1-2016
190 (10)	N2 - West Virginia (33-70)	1-4-2012
188 (9)	A - Tulane (13-54)	11-9-1946
188 (7)	N1 - Alabama (10-34)	8-30-2008
174 (4)	A - Georgia Tech (9-31)	10-7-1972
173 (7)	A - Miami (Fla.) (40-37^)	10-24-2009
171 (9)	A - Florida State (0-57)	9-11-1993

N1 - Atlanta, Ga.; N2 - Miami Gardens, Fla. (Orange Bowl)

# TEAM GAME BESTS

## KICKOFF RETURN YARDS BY OPPONENT

Yds (KOR)	Site - Opponent (Score CU-Opp.)	Date
290 (10)	H - North Carolina (59-38)	10-22-2011
277 (8)	H - NC State (62-48)	11-17-2012
265 (11)	H - Central Michigan (70-14)	10-20-2007
247 (8)	H - Louisville (77-16)	11-3-2018
242 (10)	H - Syracuse (54-0)	11-5-2016
240 (9)	N1 - Temple (63-9)	10-12-2006
231 (7)	H - Duke (49-17)	10-15-1988
220 (7)	A - NC State (42-20)	9-22-2007
216 (10)	A - Wake Forest (51-6)	11-4-1978
214 (6)	A - Virginia Tech (27-7)	9-16-1989
N1 - Charlotte, N.C.		

## SACKS BY CLEMSON

Sacks (Yds)	Site - Opponent (Score CU-Opp.)	Date
12 (70)	H - Furman (19-3)	9-7-1996
11 (84)	H - Utah State (35-6)	10-16-2004
11 (72)	H - Auburn (14-6)	9-9-2017
10 (64)	H - Maryland (0-19)	9-15-1979
10 (59)	H - Duke (21-6)	10-17-1992
9 (47)	A - NC State (35-34)	10-27-1984
9 (58)	A - Wake Forest (24-6)	10-27-1990
8 (55)	H - NC State (39-10)	10-26-1985
8 (66)	H - Maryland (35-3)	11-2-1996
8 (56)	H - Duke (58-7)	11-6-1999
8 (55)	A - Duke (52-22)	9-30-2000
8 (56)	A - Syracuse (41-6)	9-14-2019
8 (35)	H - Wake Forest (48-27)	11-20-2021

## TACKLES FOR LOSS BY CLEMSON

TFL (Yds)	Site - Opponent (Score CU-Opp.)	Date
19 (77)	H - NC State (28-30)	10-24-1987
17 (66)	H - Duke (21-6)	10-17-1992
17 (68)	A - Miami (Fla.) (24-17)	10-6-2004
16 (89)	A - Virginia Tech (22-10)	9-12-1987
15 (51)	H - Maryland (40-7)	11-16-1991
15 (75)	H - Furman (19-3)	9-7-1996
15 (80)	H - Maryland (35-3)	11-2-1996
15 (91)	H - Utah State (35-6)	10-16-2004
15 (71)	A - Syracuse (41-6)	9-14-2019

## PASS BREAKUPS BY CLEMSON

PBU	Site - Opponent (Score CU-Opp.)	Date
18	H - The Citadel (24-0)	10-4-1986
15	A - Duke (17-21)	9-30-1989
14	A - Virginia Tech (20-17)	9-14-1985
14	H - Duke (35-3)	10-18-1986
14	H - Virginia (34-20)	10-7-1989

## CAUSED FUMBLES BY CLEMSON

CF	Site - Opponent (Score CU-Opp.)	Date
5	H - UCF (21-13)	9-1-2001
5	H - Notre Dame (24-22)	10-3-2015
4	H - Maryland (0-19)	9-15-1979
4	A - Georgia (31-28)	9-20-1986
4	H - The Citadel (24-0)	10-4-1986
4	H - Long Beach State (59-0)	9-1-1990
4	H - App State (48-0)	9-22-1990
4	N1 - Duke (33-21)	11-30-1991
4	A - Virginia (6-9)	9-17-1994
4	H - Virginia (33-14)	9-11-1999
4	A - Wake Forest (27-17)	10-7-2006
N1 - Tokyo, Japan		

## INTERCEPTIONS BY CLEMSON

Int. (Yds)	Site - Opponent (Score CU-Opp.)	Date
6 (82)	A - South Carolina (17-7)	11-27-1971
6 (124)	A - NC State (43-22)	9-30-1995
5 (51)	A - South Carolina (21-13)	10-24-1940
5 (21)	A - TCU (10-14)	10-24-1964
5 (87)	H - Virginia (29-3)	10-31-1964
5 (28)	A - South Carolina (3-7)	11-23-1968
5 (29)	H - Virginia (37-21)	10-21-1972
5 (47)	H - Georgia (13-3)	9-19-1981
5 (22)	A - Georgia (23-26)	9-22-1984
5 (27)	A - Duke (17-21)	9-30-1989
5 (52)	H - North Carolina (17-10)	11-4-1995
5 (84)	H - NC State (26-20)	10-30-2004

## VICTORY MARGIN BY CLEMSON

Margin	CU-Opp.	Site - Opponent	Date
+122	122-0	H - Guilford	10-5-1901
+94	94-0	A - Furman	9-25-1915
+76	76-0	H - Presbyterian	9-22-1945
+75	75-0	H - Newberry	10-17-1930
+73	73-0	A - Georgia Tech	10-17-1903
+68	68-0	H - Newberry	9-21-1929
+66	66-0	H - Presbyterian	9-21-1957

+66	73-7	H - South Carolina State	9-6-2014
+66	73-7	A - Georgia Tech	10-17-2020
+65	65-0	H - Camp Sevier	9-27-1918
+64	64-0	H - Davidson	9-19-1900
+62	69-7	H - Presbyterian	9-17-1949
+61	77-16	H - Louisville	11-3-2018
+60	67-7	H - Furman	11-23-1918
+60	60-0	H - Elon	9-27-1924
+60	63-3	A - Wake Forest	10-6-2018
+59	59-0	A - Samford	10-5-1912
+59	59-0	H - The Citadel	11-27-1954
+59	59-0	H - Long Beach State	9-1-1990
+59	59-0	H - South Carolina State	9-17-2016
+58	82-24	H - Wake Forest	10-31-1981
+58	58-0	A - Miami (Fla.)	10-24-2015
+58	61-3	H - The Citadel	11-18-2017
+57	57-0	A - Furman	10-22-1914
+57	57-0	H - Newberry	10-7-1922
+56	70-14	H - Central Michigan	10-20-2007
+55	55-0	H - Bingham	10-20-1898
+55	57-2	H - Furman	11-18-1950
+55	58-3	H - The Citadel	9-16-1978
+55	55-0	A - Virginia	9-8-1984
+54	54-0	H - Presbyterian	9-23-1950
+54	63-9	N1 - Temple	10-12-2006
+54	54-0	H - South Carolina State	9-20-2008
+54	54-0	H - Syracuse	11-5-2016
+53	53-0	H - Erskine	9-27-1919
+53	53-0	H - Presbyterian	11-25-1948
+53	56-3	A - Furman	11-28-1959
+53	62-9	H - Missouri	9-9-2000
+53	56-3	H - Kent State	9-2-2017
+52	52-0	A - Mercer	11-17-1913
+52	52-0	H - Erskine	11-18-1922
+52	52-0	H - Erskine	10-19-1928
+52	59-7	H - Boston College	10-26-2019
+51	51-0	A - South Carolina	11-1-1900
+51	58-7	H - Duke	11-6-1999
+51	51-0	H - Louisiana Tech	9-30-2006
N1 - Charlotte, N.C.			

## VICTORY MARGIN BY OPPONENT

Margin	CU-Opp.	Site - Opponent	Date
+67	7-74	N1 - Alabama	11-14-1931
+57	0-57	A - Florida State	11-17-1993
+56	0-56	A - Auburn	10-19-1912
+56	0-56	A - Alabama	9-20-1975
+55	0-55	A - Georgia	11-25-1920
+53	13-66	H - Camp Hancock	11-9-1918
+51	0-51	A - Georgia Tech	9-30-1944
+51	0-51	A - Auburn	10-11-1969
+49	3-52	A - Oklahoma	9-30-1972
N1 - Montgomery, Ala.			

## HOME VICTORY MARGIN BY CLEMSON

Margin	CU-Opp.	Opponent	Date
+122	122-0	Guilford	10-5-1901
+76	76-0	Presbyterian	11-22-1945
+75	75-0	Newberry	10-17-1930
+68	68-0	Newberry	9-21-1929
+66	66-0	Presbyterian	11-21-1957
+66	73-7	South Carolina State	9-6-2014
+65	65-0	Camp Sevier	9-27-1918
+64	64-0	Davidson	10-19-1900
+62	69-7	Presbyterian	9-17-1949
+61	77-16	Louisville	11-3-2018

## VICTORY MARGIN AT CLEMSON BY OPPONENT

Margin	CU-Opp.	Opponent	Date
+53	13-66	Camp Hancock	11-9-1918
+44	6-50	Virginia Tech	11-1-1924
+44	0-44	Auburn	10-10-1970
+42	0-42	Florida	11-7-1925
+41	0-41	Georgia	9-18-1976
+38	7-45	NC State	10-25-1975
+37	0-37	Virginia Tech	9-12-1998
+37	14-51	Florida State	10-19-2013
+36	7-43	Florida State	11-1-1975
+35	7-42	North Carolina	11-14-1970
+35	3-38	North Carolina	10-20-2001

## MEMORIAL STADIUM VICTORY MARGIN BY CLEMSON

Margin	CU-Opp.	Opponent	Date
+76	76-0	Presbyterian	11-22-1945
+66	66-0	Presbyterian	11-21-1957
+66	73-7	South Carolina State	9-6-2014
+62	69-7	Presbyterian	9-17-1949
+61	77-16	Louisville	11-3-2018
+59	59-0	The Citadel	11-27-1954

+59	59-0	Long Beach State	9-1-1990
+59	59-0	South Carolina State	9-17-2016
+58	82-24	Wake Forest	10-31-1981
+58	61-3	The Citadel	11-18-2017

## MEMORIAL STADIUM VICTORY MARGIN BY OPPONENT

Margin	CU-Opp.	Opponent	Date
+44	0-44	Auburn	10-10-1970
+41	0-41	Georgia	9-18-1976
+38	7-45	NC State	10-25-1975
+37	0-37	Virginia Tech	9-12-1998
+37	14-51	Florida State	10-19-2013
+36	7-43	Florida State	11-1-1975
+35	7-42	North Carolina	11-14-1970
+35	3-38	North Carolina	10-20-2001

## ROAD/NEUTRAL VICTORY MARGIN BY CLEMSON

Margin	CU-Opp.	Site - Opponent	Date
+94	94-0	A - Furman	9-25-1915
+73	73-0	A - Georgia Tech	10-17-1903
+66	73-7	A - Georgia Tech	10-17-2020
+60	63-3	A - Wake Forest	10-6-2018
+59	59-0	A - Samford	10-5-1912
+58	58-0	A - Miami (Fla.)	10-24-2015
+57	57-0	A - Furman	10-22-1914
+55	55-0	A - Virginia	9-8-1984
+54	63-9	N1 - Temple	10-12-2006
+53	56-3	A - Furman	11-28-1959
N1 - Charlotte, N.C.			

## ROAD/NEUTRAL VICTORY MARGIN BY OPPONENT

Margin	CU-Opp.	Site - Opponent	Date
+67	7-74	A - Alabama	11-14-1931
+57	0-57	A - Florida State	9-11-1993
+56	0-56	A - Auburn	10-19-1912
+56	0-56	A - Alabama	9-20-1975
+55	0-55	A - Georgia	11-25-1920
+51	0-51	A - Georgia Tech	9-30-1944
+51	0-51	A - Auburn	10-11-1969

## ACC VICTORY MARGIN BY CLEMSON

Margin	CU-Opp.	Site - Opponent	Date
+66	73-7	A - Georgia Tech	10-17-2020
+61	77-16	H - Louisville	11-3-2018
+60	63-3	A - Wake Forest	10-6-2018
+58	82-24	H - Wake Forest	10-31-1981
+58	58-0	H - Miami (Fla.)	10-24-2015
+55	55-0	A - Virginia	9-8-1984
+54	54-0	H - Syracuse	11-5-2016
+52	59-7	H - Boston College	10-26-2019
+51	58-7	H - Duke	11-6-1999
+49	56-7	H - Wake Forest	9-28-2013
+49	59-10	A - Virginia	11-2-2013
+49	59-10	A - Florida State	10-27-2018
+49	52-3	H - Wake Forest	11-16-2019

## ACC VICTORY MARGIN BY OPPONENT

Margin	CU-Opp.	Site - Opponent	Date
+57	0-57	A - Florida State	9-11-1993
+48	0-48	A - Florida State	10-17-1998
+47	7-54	A - Florida State	11-4-2000
+45	0-45	A - North Carolina	8-31-1996
+38	7-45	H - NC State	10-25-1975
+37	14-51	H - Florida State	10-19-2013

## POINTS BY CLEMSON

Pts	CU-Opp.	Site - Opponent	Date
122	122-0	H - Guilford	10-5-1901
94	94-0	A - Furman	9-25-1915
82	82-24	H - Wake Forest	10-31-1981
77	77-16	H - Louisville	11-3-2018
76	76-0	H - Presbyterian	11-22-1945
75	75-0	H - Newberry	10-17-1930
73	73-0	A - Georgia Tech	10-17-1903
73	73-7	H - South Carolina State	9-6-2014
73	73-7	A - Georgia Tech	10-17-2020
70	70-14	H - Central Michigan	10-20-2007
69	69-7	H - Presbyterian	9-17-1949
68	68-0	H - Newberry	9-21-1929
67	67-7	H - Furman	11-23-1918
66	66-0	H - Presbyterian	11-21-1957
66	66-17	H - Charleston Southern	9-9-2023
65	65-0	H - Camp Sevier	9-27-1918
64	64-0	H - Davidson	10-19-1900
63	63-17	A - South Carolina	11-22-2003
63	63-9	N1 - Temple	10-12-2006
63	63-3	A - Wake Forest	10-6-2018
62	62-9	H - Missouri	9-9-2000
62	62-48	H - NC State	11-17-2012



# TEAM GAME BESTS

62	62-17	N3 - Virginia	12-7-2019
61	61-3	H - The Citadel	11-18-2017
60	60-0	H - Elon	9-27-1924
59	59-0	A - Samford	10-5-1912
59	59-0	H - The Citadel	11-27-1954
59	59-0	H - Long Beach State	9-1-1990
59	59-31	H - Duke	12-1-2001
59	59-38	H - North Carolina	10-22-2011
59	59-10	A - Virginia	11-2-2013
59	59-0	H - South Carolina State	9-17-2016
59	59-10	A - Florida State	10-27-2018
59	59-7	H - Boston College	10-26-2019
59	59-14	H - Wofford	11-2-2019
58	58-3	H - The Citadel	9-16-1978
58	58-7	H - Duke	11-6-1999
58	58-21	H - Presbyterian	9-11-2010
58	58-0	A - Miami (Fla.)	10-24-2015
57	57-0	A - Furman	10-22-1914
57	57-0	H - Newberry	10-7-1922
57	57-12	H - VMI	11-11-1944
57	57-2	H - Furman	11-18-1950
56	56-3	A - Furman	11-28-1959
56	56-45	A - Maryland	10-15-2011
56	56-20	A - Duke	11-3-2012
56	56-7	H - Wake Forest	9-28-2013
56	56-41	A - NC State	10-31-2015
56	56-10	A - Boston College	10-7-2016
56	56-7	H - South Carolina	11-26-2016
56	56-3	H - Kent State	9-2-2017
56	56-35	H - South Carolina	11-24-2018
55	55-0	H - Bingham	10-20-1898
55	55-7	N2 - Florida	11-17-1917
55	55-0	A - Virginia	9-8-1984
55	55-9	H - Western Carolina	9-2-1995
55	55-7	H - Wake Forest	9-16-2000
55	55-31	H - Georgia Tech	11-14-2013
55	55-10	A - NC State	11-9-2019
54	54-0	H - Presbyterian	9-23-1950
54	54-32	H - North Carolina	11-9-1974
54	54-21	H - Duke	10-20-1984
54	54-6	H - Florida Atlantic	9-2-2006
54	54-0	H - South Carolina State	9-20-2008
54	54-0	H - Syracuse	11-5-2016
53	53-0	H - Erskine	9-27-1919
53	53-0	H - Presbyterian	11-25-1948
53	53-20	H - Duquesne	11-4-1950
53	53-6	H - Presbyterian	11-22-1951
53	53-13	H - Presbyterian	11-20-1952
52	52-14	H - The Citadel	10-26-1912
52	52-0	A - Mercer	11-17-1913
52	52-0	H - Erskine	11-18-1922
52	52-0	H - Erskine	10-19-1928
52	52-27	H - Maryland	11-12-1983
52	52-22	A - Duke	9-30-2000
52	52-7	H - North Carolina	9-23-2006
52	52-27	H - Ball State	9-8-2012
52	52-13	H - South Carolina State	9-7-2013
52	52-6	H - The Citadel	11-23-2013
52	52-14	H - Georgia Tech	8-29-2019
52	52-10	H - Charlotte	9-21-2019
52	52-3	H - Wake Forest	11-16-2019
52	52-17	H - Pittsburgh	11-28-2020
51	51-0	A - South Carolina	11-1-1900
51	51-0	H - Louisiana Tech	9-30-2006
51	^51-45	A - Wake Forest	9-24-2022
50	50-35	H - North Carolina	9-27-2014

N1 - Charlotte, N.C.; N2 - Jacksonville, Fla.; N3 - Charlotte, N.C. (ACC Championship Game)

## POINTS BY OPPONENT

Pts	CU-Opp.	Site - Opponent	Date
74	7-74	N1 - Alabama	11-14-1931
70	33-70	N3 - West Virginia	1-4-2012
66	13-66	H - Camp Hancock	11-9-1918
57	0-57	A - Florida State	9-11-1993
56	0-56	A - Auburn	10-14-1921
56	0-56	A - Alabama	9-20-1975
56	20-56	A - South Carolina	11-22-1975
55	0-55	A - Georgia	11-25-1920
55	15-55	N2 - Texas Tech	12-23-2002
54	7-54	A - Florida State	11-4-2000
54	13-54	A - Tulane	11-9-1946
54	13-54	A - Florida	10-11-1952
53	23-53	A - Maryland	11-14-1992
52	3-52	A - Oklahoma	9-30-1972
51	0-51	A - Georgia Tech	9-30-1944
51	0-51	A - Auburn	10-11-1969
51	14-51	H - Florida State	10-19-2013
50	6-50	H - Virginia Tech	11-1-1924

N1 - Montgomery, Ala.; N2 - Orlando, Fla. (Tangerine Bowl); N3 - Miami Gardens, Fla. (Orange Bowl)

## POINTS BY BOTH TEAMS

Pts	CU-Opp.	Site - Opponent	Date
122	122-0	H - Guilford	10-5-1901
110	62-48	H - NC State	11-17-2012
106	82-24	H - Wake Forest	10-31-1981
103	33-70	N1 - West Virginia	1-4-2012
101	56-45	A - Maryland	10-15-2011
97	59-38	H - North Carolina	10-22-2011
97	56-41	A - NC State	10-31-2015
96	^51-45	A - Wake Forest	9-24-2022
94	94-0	A - Furman	9-25-1915
93	77-16	H - Louisville	11-3-2018

N1 - Miami Gardens, Fla. (Orange Bowl)

## POINTS IN ROAD/NEUTRAL GAME BY CLEMSON

Pts	CU-Opp.	Site - Opponent	Date
94	94-0	A - Furman	9-25-1915
73	73-0	A - Georgia Tech	10-17-1903
73	73-7	A - Georgia Tech	10-17-2020
63	63-17	A - South Carolina	11-22-2003
63	63-9	N1 - Temple	10-12-2006
63	63-3	A - Wake Forest	10-6-2018
62	62-17	N2 - Virginia	12-7-2019
59	59-0	A - Samford	10-5-1912
59	59-10	A - Virginia	11-2-2013
59	59-10	A - Florida State	10-27-2018

N1 - Charlotte, N.C.; N2 - Charlotte, N.C. (ACC Championship Game)

## POINTS IN ROAD/NEUTRAL GAME BY OPPONENT

Pts	CU-Opp.	Site - Opponent	Date
74	7-74	N1 - Alabama	11-14-1931
70	33-70	N3 - West Virginia	1-4-2012
57	0-57	A - Florida State	9-11-1993
56	0-56	A - Auburn	10-14-1921
56	0-56	A - Alabama	9-20-1975
56	20-56	A - South Carolina	11-22-1975
55	0-55	A - Georgia	11-25-1920
55	15-55	N2 - Texas Tech	12-23-2002
54	13-54	A - Tulane	11-9-1946
54	13-54	A - Florida	10-11-1952
54	7-54	A - Florida State	11-4-2000

N1 - Montgomery, Ala.; N2 - Orlando, Fla. (Tangerine Bowl); N3 - Miami Gardens, Fla. (Orange Bowl)

## POINTS IN ACC GAME BY CLEMSON

Pts	CU-Opp.	Site - Opponent	Date
82	82-24	H - Wake Forest	10-31-1981
77	77-16	H - Louisville	11-3-2018
73	73-7	A - Georgia Tech	10-17-2020
63	63-3	A - Wake Forest	10-6-2018
62	62-48	H - NC State	11-17-2012
59	59-31	H - Duke	12-1-2001
59	59-38	H - North Carolina	10-22-2011
59	59-10	A - Virginia	11-2-2013
59	59-10	A - Florida State	10-27-2018
59	59-7	H - Boston College	10-26-2019

## POINTS IN ACC GAME BY OPPONENT

Pts	CU-Opp.	Site - Opponent	Date
57	0-57	A - Florida State	9-11-1993
54	7-54	A - Florida State	11-4-2000
53	23-53	A - Maryland	11-14-1992
51	14-51	H - Florida State	10-19-2013
49	37-49	A - Florida State	9-22-2012
48	0-48	A - Florida State	10-17-1998
48	31-48	A - Florida State	10-3-2002
48	62-48	H - NC State	11-17-2012
47	^40-47	A - Notre Dame	11-7-2020
46	39-46	A - NC State	10-31-1998

## POINTS AT HOME BY CLEMSON

Pts	CU-Opp.	Opponent	Date
122	122-0	Guilford	10-5-1901
82	82-24	Wake Forest	10-31-1981
77	77-16	Louisville	11-3-2018
76	76-0	Presbyterian	11-22-1945
75	75-0	Newberry	10-17-1930
73	73-7	South Carolina State	9-6-2014
70	70-14	Central Michigan	10-20-2007
69	69-7	Presbyterian	9-17-1949
68	68-0	Newberry	9-21-1929
67	67-7	Furman	11-23-1918

## YARDS PER... RECORDS

### YARDS PER PLAY

Year	Opponent	Plays	Yards	Y/P
2018	Louisville	57	661	11.6
1903	Georgia Tech	55	615	11.2
2019	Wofford	64	702	11.0
1945	Presbyterian	56	597	10.7
1947	Presbyterian	51	531	10.4

Note: Minimum 500 total yards.

### YARDS PER CARRY

Year	Opponent	Car.	Yards	Y/C
2018	Louisville	37	492	13.3
2018	Wake Forest	40	471	11.8
2019	Wofford	37	419	11.3
1903	Georgia Tech	55	615	11.2
1945	Presbyterian	50	516	10.3

Note: Minimum 300 rushing yards.

### YARDS PER PASSING ATTEMPT

Year	Opponent	C-A	Yards	Y/A
1963	Duke	13-20	364	18.2
1947	Furman	11-16	280	17.5
2006	Temple	12-13	222	17.1
1991	South Carolina	13-15	231	15.4
1966	Virginia	13-21	315	15.0

Note: Minimum 200 passing yards.

### YARDS PER COMPLETION

Year	Opponent	C-A	Yards	Y/C
1963	Duke	13-20	364	28.0
1971	Virginia	9-18	252	28.0
1950	Duquesne	8-20	223	27.9
1978	Maryland	8-17	216	27.0
1953	Auburn	10-21	258	25.8

Note: Minimum 200 passing yards.

## POINTS AT MEMORIAL STADIUM BY CLEMSON

Pts	CU-Opp.	Opponent	Date
82	82-24	Wake Forest	10-31-1981
77	77-16	Louisville	11-3-2018
76	76-0	Presbyterian	11-22-1945
73	73-7	South Carolina State	9-6-2014
70	70-14	Central Michigan	10-20-2007
69	69-7	Presbyterian	9-17-1949
66	66-0	Presbyterian	11-21-1957
66	66-17	Charleston Southern	9-9-2023
62	62-9	Missouri	9-9-2000
62	62-48	NC State	11-17-2012

## POINTS AT CLEMSON BY OPPONENT

Pts	CU-Opp.	Opponent	Date
66	13-66	Camp Hancock	11-9-1918
51	14-51	Florida State	10-19-2013
50	6-50	Virginia Tech	11-1-1924
48	62-48	NC State	11-17-2012
46	39-46	NC State	10-31-1998
45	19-45	Auburn	11-21-1953
45	7-45	NC State	10-25-1975
45	26-45	Florida State	9-9-1995
44	0-44	Auburn	10-10-1970

## POINTS AT MEMORIAL STADIUM BY OPPONENT

Pts	CU-Opp.	Opponent	Date
51	14-51	Florida State	10-19-2013
48	62-48	NC State	11-17-2012
46	39-46	NC State	10-31-1998
45	19-45	Auburn	11-21-1953
45	7-45	NC State	10-25-1975
45	26-45	Florida State	9-9-1995
44	0-44	Auburn	10-10-1970
43	7-43	Florida State	11-1-1975
43	42-43	Pittsburgh	11-12-2016
42	7-42	North Carolina	11-14-1970

^ - one overtime

# 500-YARD TEAM TOTAL OFFENSE GAMES

Year	Opponent	W-L	Site	PL	Rush	Pass	Total
1981	Wake Forest	W	H	87	536	220	756
2012	NC State	W	H	102	328	426	754
2018	South Carolina	W	H	92	351	393	744
2014	South Carolina State	W	H	93	268	467	735
2012	Duke	W	A	81	334	384	718
2019	Wofford	W	H	64	419	283	702
2018	Wake Forest	W	A	70	471	227	698
2023	Charleston Southern	W	H	87	274	405	679
2019	Boston College	W	H	80	302	372	674
2020	Georgia Tech	W	A	88	171	500	671
2017	Kent State	W	H	78	353	312	665
2017	The Citadel	W	H	67	183	479	662
2018	Louisville	W	H	57	492	169	661
2007	Central Michigan	W	H	88	341	315	656
2019	Georgia Tech	W	H	79	411	221	632
2016	Pittsburgh	L	H	95	50	580	630
2011	Auburn	W	H	92	238	386	624
2013	Syracuse	W	A	77	156	468	624
2000	Wake Forest	W	H	87	436	187	623
2015	NC State	W	A	80	240	383	623
2016	South Carolina	W	H	89	250	372	622
2019	Virginia	W	N	67	211	408	619
1903	Georgia Tech	W	A	55	615	0	615
2017	Louisville	W	A	81	297	316	613
2019	Syracuse	W	A	71	221	391	612
2013	Virginia	W	A	88	175	435	610
2001	Duke	W	H	76	328	280	608
2007	NC State	W	A	89	340	268	608
2015	North Carolina	W	N	98	319	289	608
1992	Chattanooga	W	H	71	440	166	606
2012	Georgia Tech	W	H	93	204	397	601
1945	Presbyterian	W	H	56	516	81	597
2018	Georgia Southern	W	H	77	309	286	595
2020	Pittsburgh	W	H	90	145	436	581
2011	Maryland	W	A	80	306	270	576
2012	Boston College	W	A	84	209	367	576
2013	Ohio State	W	N	76	198	378	576
2013	Wake Forest	W	H	83	166	407	573
2015	Syracuse	W	A	84	202	368	570
1978	The Citadel	W	H	81	322	245	567
2001	NC State	W	A	79	234	333	567
2015	Miami (Fla.)	W	A	88	416	151	567
1981	Duke	W	A	79	323	240	563
2016	Syracuse	W	H	84	192	370	562
2020	Wake Forest	W	A	82	185	376	561
2006	Temple	W	N	58	337	222	559
2022	Wake Forest	W	A	86	188	371	559
1950	Presbyterian	W	H	78	436	122	558
1999	Duke	W	H	86	239	319	558
2013	The Citadel	W	H	75	208	350	558
1974	South Carolina	W	H	70	433	123	556
2016	South Carolina State	W	H	78	227	328	555
2015	Wake Forest	W	H	82	171	381	552
2019	Florida State	W	H	91	320	232	552
2013	Georgia Tech	W	H	67	168	383	551
2019	Louisville	W	A	70	298	253	551
1978	Virginia	W	H	87	419	131	550
1978	Wake Forest	W	A	96	342	208	550
2015	Alabama	L	N	85	145	405	550
2020	Miami (Fla.)	W	H	88	258	292	550
2019	NC State	W	A	77	246	303	549
2001	Louisiana Tech	W	N	84	273	275	548
1984	Duke	W	H	67	312	235	547
1950	Furman	W	H	71	367	179	546
1983	Maryland	W	H	84	350	194	544
1999	Maryland	W	A	79	290	252	542
2003	South Carolina	W	A	67	240	302	542
2021	Wake Forest	W	H	74	332	210	542
2020	Notre Dame	W	N	66	219	322	541
2013	Maryland	W	A	98	236	304	540
2018	Notre Dame	W	N	78	211	327	538
2015	Georgia Tech	W	H	74	201	336	537

2012	Wake Forest	W	A	85	101	433	534
1988	Duke	W	H	79	388	145	533
2015	Wofford	W	H	80	222	311	533
1951	Presbyterian	W	H	67	409	123	532
2015	Boston College	W	H	78	112	420	532
1947	Presbyterian	W	H	51	329	202	531
1954	The Citadel	W	H	74	408	123	531
2018	Furman	W	H	70	249	282	531
2002	North Carolina	W	A	70	256	274	530
2015	Oklahoma	W	N	90	312	218	530
1957	Presbyterian	W	H	79	439	89	528
1987	Maryland	W	H	79	355	173	528
2003	North Carolina	W	H	72	219	309	528
2012	Auburn	W	N	87	320	208	528
2014	North Carolina	W	H	83	92	436	528
1952	Presbyterian	W	H	69	393	134	527
2000	Duke	W	A	79	315	212	527
2019	South Carolina	W	A	83	211	316	527
2006	Louisiana Tech	W	H	58	393	133	526
2012	Ball State	W	H	84	154	372	526
1950	Missouri	W	A	72	420	105	525
2008	The Citadel	W	H	63	252	273	525
1941	Presbyterian	W	H	70	357	167	524
1951	Auburn	W	H	79	330	194	524
2018	Florida State	W	A	77	120	404	524
1949	Presbyterian	W	H	75	398	124	522
1974	North Carolina	W	H	74	390	132	522
2011	Wake Forest	W	H	86	179	343	522

2022	Louisiana Tech	W	H	74	280	241	521
1982	Duke	W	H	72	393	127	520
2019	Wake Forest	W	H	73	168	348	516
1947	Furman	W	A	66	235	280	515
2015	South Carolina	W	A	74	236	279	515
1983	Duke	W	A	75	383	131	514
2005	Temple	W	H	67	155	359	514
1988	Maryland	W	A	65	373	139	512
2013	South Carolina State	W	H	95	183	329	512
2015	Florida State	W	H	85	215	297	512
1991	Virginia	T	H	81	315	196	511
2016	Florida State	W	A	81	133	378	511
2016	Alabama	W	N	99	91	420	511
1983	Virginia	W	H	79	310	199	509
2016	Boston College	W	A	61	230	278	508
2016	Louisville	W	H	62	201	306	507
2006	North Carolina	W	H	79	324	180	504
2021	South Carolina State	W	H	75	242	262	504
1991	South Carolina	W	A	77	272	231	503
2007	ULM	W	H	62	184	319	503
1973	Virginia	W	H	89	275	227	502
2001	Georgia Tech	W	A	84	248	254	502
1973	Wake Forest	W	H	85	300	200	500
1988	North Carolina	W	H	93	336	164	500
2011	Boston College	W	H	78	180	320	500

Note: Clemson's record when totaling at least 500 yards of total offense is 122-2-1.



CADE KLUBNIK TOTALED 315 PASSING YARDS AGAINST CHARLESTON SOUTHERN IN 2023 TO LEAD CLEMSON'S 679-YARD PERFORMANCE, EIGHTH HIGHEST IN TIGER HISTORY.

# LONGEST OFFENSIVE DRIVES

PLAYS				
PL	Date	W-L	Score	Opponent
20	10-7-1978	W	38-7	Virginia Tech
19	9-22-1979	W	12-7	Georgia
19	10-12-2002	L	17-22	Virginia
19	11-19-2005	W	13-9	South Carolina
19	9-29-2007	L	3-13	Georgia Tech

YARDS				
Yards	Date	W-L	Score	Opponent
99	9-17-1988	L	21-24	Florida State
99	10-24-1998	L	23-28	Duke
99	12-28-2019	W	29-23	Ohio State
98	12-31-1993	W	14-13	Kentucky
98	10-17-2015	W	34-17	Boston College
98	11-24-2018	W	56-35	South Carolina

TIME				
Time	Date	W-L	Score	Opponent
10:02	1-7-2019	W	44-16	Alabama
9:51	11-11-2023	W	42-21	Georgia Tech
9:47	9-10-2005	W	28-24	Maryland
9:45	9-23-2006	W	52-7	North Carolina
9:34	11-7-1992	W	40-7	North Carolina
9:34	9-17-2011	W	38-24	Auburn



# 300-YARD TEAM RUSHING GAMES

Year	Opponent	W-L	Site	Y/C	Car.	Yards
1903	Georgia Tech	W	A	11.2	55	615
1981	Wake Forest	W	H	7.9	68	536
1945	Presbyterian	W	H	10.3	50	516
2018	Louisville	W	H	13.3	37	492
2018	Wake Forest	W	A	11.8	40	471
1948	Furman	W	H	7.6	59	448
1992	Chattanooga	W	H	8.2	54	440
1957	Presbyterian	W	H	6.5	68	439
1950	Presbyterian	W	H	7.2	61	436
2000	Wake Forest	W	H	6.6	66	436
1955	Furman	W	A	7.2	60	434
1974	South Carolina	W	H	7.0	62	433
1995	Duke	W	H	6.7	65	433
1950	Missouri	W	A	7.4	57	420
1978	Virginia	W	A	6.3	67	419
1982	Virginia	W	A	6.3	67	419
2019	Wofford	W	H	11.3	37	419
2015	Miami (Fla.)	W	A	6.6	63	416
2019	Georgia Tech	W	H	8.4	49	411
1951	Presbyterian	W	H	7.7	53	409
1954	The Citadel	W	H	6.4	64	408
1987	Virginia	W	H	5.8	69	403
1992	Virginia	W	A	6.9	58	402
1949	Presbyterian	W	H	8.1	49	398
1944	Presbyterian	W	H	6.8	58	397
1978	South Carolina	W	H	5.7	70	397
1941	VMI	W	A	8.4	47	393
1952	Presbyterian	W	H	7.2	55	393
1982	Duke	W	H	6.2	63	393
2006	Louisiana Tech	W	H	9.6	41	393
1974	North Carolina	W	H	5.8	67	390
1990	App State	W	H	7.3	53	389
1988	Duke	W	H	6.0	65	388
1978	Villanova	W	H	6.1	63	385
1986	Virginia	W	A	6.0	64	385
1958	Virginia	W	H	5.4	71	384
1983	Duke	W	A	6.4	60	383
1942	Presbyterian	W	H	6.6	57	378
1988	Maryland	W	A	7.3	51	373
1986	The Citadel	W	H	5.9	62	368
1950	Furman	W	H	6.0	61	367
1939	Presbyterian	W	H	8.9	41	366
1993	Virginia	W	H	5.6	65	361
1941	Presbyterian	W	H	7.1	50	357
1987	Maryland	W	H	5.3	67	355
1989	South Carolina	W	A	5.6	63	355
1991	Duke	W	N	6.2	57	355
2017	Kent State	W	H	8.2	43	353
2018	South Carolina	W	H	6.4	55	351
1983	Maryland	W	H	5.2	68	350
1988	Wake Forest	W	A	6.2	56	349
1990	Duke	W	H	5.9	59	345
1978	Wake Forest	W	A	4.4	77	342
2017	Boston College	W	H	5.9	58	342
1938	George Washington	W	N	5.7	60	341
1941	Wake Forest	W	H	6.8	50	341
1990	Georgia	W	H	5.2	66	341
2007	Central Michigan	W	H	5.6	61	341
1962	Furman	W	A	4.8	71	340
2007	NC State	W	A	6.8	50	340
1977	Wake Forest	W	H	5.0	67	338
2006	Temple	W	N	7.5	45	337
1988	North Carolina	W	H	4.9	69	336
1953	Presbyterian	W	H	6.2	54	335
2012	Duke	W	A	6.4	52	334
1989	North Carolina	W	A	4.7	70	332
2021	Wake Forest	W	H	6.1	54	332
1948	Presbyterian	W	H	6.8	49	331
1964	Virginia	W	H	6.3	53	331
1951	Auburn	W	H	6.4	52	330
1990	Long Beach State	W	H	5.1	65	330
1947	Presbyterian	W	H	8.9	37	329
1956	Furman	W	H	5.1	64	328
2001	Duke	W	H	8.5	45	328
2012	NC State	W	H	5.7	58	328
1958	Vanderbilt	W	A	5.2	63	327
2000	Virginia	W	A	7.6	43	327
1956	Presbyterian	W	H	6.3	52	326
1986	North Carolina	W	H	5.8	56	326
1946	Presbyterian	W	A	----	----	325
2006	North Carolina	W	H	5.6	58	324
1979	Duke	W	A	4.1	78	323
1981	Duke	W	A	5.5	59	323
1995	South Carolina	W	A	5.4	60	323
2009	Georgia Tech	L	N	9.5	34	323
1978	The Citadel	W	H	5.0	64	322
1969	Wake Forest	W	H	5.3	61	321
1995	Florida State	L	H	5.5	58	321



**WAYNE GALLMAN HAD  
118 OF THE TIGERS'  
416 RUSHING YARDS AT  
MIAMI (FLA.) IN 2015.**

2006	Georgia Tech	W	H	8.4	38	321
1995	Maryland	W	A	5.0	64	320
2012	Auburn	W	N	6.2	52	320
2019	Florida State	W	H	6.0	53	320
1944	VMI	W	H	6.3	51	319
1945	Virginia Tech	W	H	6.8	47	319
2015	North Carolina	W	N	5.7	56	319
1950	Auburn	W	A	5.2	61	319
1947	Duquesne	W	A	5.8	55	318
1939	South Carolina	W	A	5.2	61	317
1991	Wake Forest	W	H	5.2	61	316
1957	Duke	L	A	5.2	61	315
1991	Virginia	T	H	5.4	58	315
2000	Duke	W	A	5.6	56	315
1940	Wofford	W	H	5.0	63	314
1963	Virginia	W	A	4.4	71	314
1972	Wake Forest	W	A	4.5	70	314
1984	Duke	W	H	6.5	48	312
2015	Oklahoma	W	N	5.4	58	312
1963	Wake Forest	W	H	5.0	62	310
1983	Virginia	W	H	5.2	60	310
1963	Maryland	W	H	4.6	67	309

1979	Virginia	W	H	4.3	72	309
2018	Georgia Southern	W	H	6.7	46	309
1987	Virginia Tech	W	A	5.1	60	308
1983	Western Carolina	W	H	4.9	63	307
1962	South Carolina	W	H	4.7	65	306
1979	Georgia	W	H	4.3	71	306
1985	Wake Forest	W	H	4.7	65	306
2011	Maryland	W	A	7.3	42	306
1968	Duke	W	H	6.0	51	305
1950	Boston College	W	A	5.6	54	304
1974	Georgia	W	H	5.0	61	304
1981	NC State	W	H	5.2	59	304
1962	North Carolina	W	H	4.5	68	303
1984	Virginia	W	A	5.0	60	302
1986	Wake Forest	W	A	5.0	60	302
2019	Boston College	W	H	6.9	44	302
2018	Pittsburgh	W	N	8.6	35	301
1973	Wake Forest	W	H	5.0	60	300
1976	North Carolina	L	H	4.6	65	300

Note: Clemson's record when totaling at least 300 rushing yards is 124-4-1; Clemson is 81-0 when it totals at least 324 rushing yards.



# 200-YARD TEAM PASSING GAMES

Year	Opponent	W-L	Site	C	A	Yards
2016	Pittsburgh	L	H	52	70	580
2020	Georgia Tech	W	H	33	49	500
2017	The Citadel	W	H	31	41	479
2013	Syracuse	W	A	24	33	468
2014	South Carolina State	W	H	32	42	467
2020	Notre Dame	L	A	29	44	439
2014	North Carolina	W	H	28	39	436
2020	Pittsburgh	W	H	35	52	436
2013	Virginia	W	A	34	45	435
2012	Wake Forest	W	A	29	40	433
2012	NC State	W	H	30	44	426
2002	Duke	W	A	34	52	420
2015	Boston College	W	H	27	42	420
2016	Alabama	W	N	36	57	420
2019	Virginia	W	N	21	29	408
2013	Wake Forest	W	H	28	36	407
2015	Alabama	L	N	30	47	405
2023	Charleston Southern	W	H	36	45	405
2018	Florida State	W	A	24	44	404
2020	Ohio State	L	N	33	48	400
2012	Georgia Tech	W	H	26	42	397
2018	South Carolina	W	H	27	37	393
2019	Syracuse	W	A	23	42	391
2011	Auburn	W	H	30	42	386
2012	Duke	W	A	21	29	384
2013	Georgia Tech	W	H	23	30	383
2015	NC State	W	A	23	30	383
2015	Wake Forest	W	H	28	40	381
2018	NC State	W	H	32	48	380
2013	Ohio State	W	N	31	40	378
2016	Florida State	W	A	27	43	378
2016	NC State	W	H	39	52	378
2020	Wake Forest	W	A	26	36	376
2011	North Carolina	W	H	28	48	373
2007	Virginia Tech	L	H	38	67	372
2012	Ball State	W	H	33	44	372
2016	South Carolina	W	H	30	36	372
2019	Boston College	W	H	25	36	372
2022	Wake Forest	W	A	26	41	371
2016	Syracuse	W	H	27	40	370
2015	Syracuse	W	A	35	48	368
2012	Boston College	W	A	28	38	367
1963	Duke	L	A	13	20	364
2005	Temple	W	H	22	33	359
1998	Wake Forest	L	H	21	39	350
2013	The Citadel	W	H	24	32	350
2019	Wake Forest	W	H	26	35	348
2018	Alabama	W	N	20	32	347
2021	UConn	W	H	27	57	347
2012	LSU	W	N	36	50	346
2003	Duke	W	H	28	43	344
2011	Florida State	W	H	22	35	344
1999	Virginia	W	H	24	32	343
2003	Wake Forest	L	A	35	57	343
2006	Boston College	L	A	25	40	343
2011	Wake Forest	W	H	27	44	343
1965	North Carolina	L	A	23	48	342
2020	Boston College	W	H	30	43	342
2015	Georgia Tech	W	H	23	33	336
2002	Florida State	L	A	18	28	334
2013	Boston College	W	H	30	45	334
2001	NC State	W	A	23	27	333
1998	NC State	L	H	27	38	329
2013	South Carolina State	W	H	36	51	329
2020	Virginia	W	H	26	39	329
2016	South Carolina State	W	H	27	35	328
2018	Notre Dame	W	N	27	41	327
2008	Duke	W	H	27	38	326
2009	Miami (Fla.)	W	A	25	37	326
2020	Notre Dame	W	N	25	39	322
2003	Maryland	L	A	22	45	320
2011	Boston College	W	H	22	37	320
2022	Tennessee	L	N	30	56	320
1999	Duke	W	H	25	34	319
2002	Texas Tech	L	N	25	56	319
2007	ULM	W	H	26	34	319
2014	Oklahoma	W	N	26	37	319
2007	Furman	W	H	18	22	317
2022	North Carolina	W	N	28	35	317
2017	Louisville	W	A	23	33	316
2019	South Carolina	W	A	28	43	316
1966	Virginia	W	H	13	21	315
2007	Central Michigan	W	H	23	27	315
2012	Furman	W	H	23	34	314
2023	Miami (Fla.)	L	A	18	34	314
2017	Kent State	W	H	25	35	312
2015	Wofford	W	H	30	37	311
2003	North Carolina	W	H	18	35	309



**DESHAUN WATSON SET A SCHOOL RECORD WITH 580 PASSING YARDS AGAINST PITTSBURGH IN 2016.**

2020	Syracuse	W	H	29	47	308
1999	Mississippi State	L	N	25	56	306
2014	Florida State	L	A	22	33	306
2016	Louisville	W	H	20	31	306
2005	Wake Forest	L	A	28	42	304
2011	Georgia Tech	L	A	24	41	304
2013	Maryland	W	A	28	41	304
2016	Georgia Tech	W	A	32	48	304
2011	NC State	L	A	25	41	303
2019	NC State	W	A	25	36	303
2003	South Carolina	W	A	18	26	302
2003	Furman	W	H	23	31	301
2012	Maryland	W	H	23	34	301
1975	Georgia Tech	L	A	18	30	300
2003	Middle Tennessee	W	H	23	28	298
2003	Georgia Tech	W	A	23	39	298
2018	Texas A&M	W	A	17	27	298
2015	Florida State	W	H	28	43	297
2000	North Carolina	W	A	14	25	296
2018	Boston College	W	A	29	41	295
2003	Virginia	W	H	28	45	294
2016	Troy	W	H	27	53	292
2020	Miami (Fla.)	W	H	29	44	292
1969	Duke	L	A	15	31	290
2012	Florida State	L	A	22	39	290
2015	North Carolina	W	N	26	42	289
2004	Wake Forest	W	H	20	41	288
2005	Miami (Fla.)	L	H	31	55	288
2016	Virginia Tech	W	A	23	34	288
2002	South Carolina	W	H	27	39	287
1997	Wake Forest	W	A	18	26	286
2018	Georgia Southern	W	H	21	31	286
1997	Florida State	L	H	20	40	285

1999	NC State	L	A	24	42	285
2014	Boston College	W	A	29	46	285
2017	South Carolina	W	A	25	38	285
2001	Wofford	W	H	26	37	283
2019	Wofford	W	H	19	27	283
2023	Florida State	L	H	25	38	283
2014	Wake Forest	W	A	27	42	282
2018	Furman	W	H	23	35	282
1947	Furman	W	A	11	16	280
2001	Duke	W	H	18	31	280
2015	South Carolina	W	A	20	27	279
2016	Boston College	W	A	16	26	278
2001	Florida State	L	H	22	41	277
2000	Missouri	W	H	15	24	275
2001	Louisiana Tech	W	N	16	29	275
2004	Georgia Tech	L	H	20	43	275
1957	Furman	W	A	14	27	274
2002	North Carolina	W	A	12	20	274
1992	Maryland	L	A	25	55	273
1997	Duke	W	H	12	21	273
1999	Wake Forest	W	A	26	40	273
2008	The Citadel	W	H	21	29	273
2003	Florida State	W	H	17	27	272
2006	Kentucky	L	N	23	39	272
1987	NC State	L	H	21	54	271
2011	Troy	W	H	21	31	271
1981	Maryland	W	H	20	29	270
2011	Maryland	W	A	26	38	270
2013	Georgia	W	H	18	30	270
2005	Florida State	W	H	21	33	269
2007	NC State	W	A	25	39	268
2019	Texas A&M	W	H	24	35	268
2014	NC State	W	H	17	30	267



# 200-YARD TEAM PASSING GAMES



**CULLEN HARPER TOTALED 262 PASSING YARDS IN CLEMSON'S WIN OVER NC STATE IN 2008.**

2007	Wake Forest	W	H	27	36	266
2014	South Carolina	W	H	15	21	266
1989	Georgia Tech	L	H	21	33	265
2016	Ohio State	W	N	24	37	265
2023	Kentucky	W	N	38	35	264
2017	Wake Forest	W	H	29	41	263
2023	Syracuse	W	A	23	37	263
2023	NC State	L	A	33	51	263
2008	NC State	W	H	20	28	262
2021	South Carolina State	W	H	23	39	262
2009	Georgia Tech	L	A	15	32	261
2011	Wofford	W	H	18	29	261
1980	Virginia Tech	W	H	14	27	260
2019	Ohio State	W	N	18	33	259
2022	Georgia Tech	W	A	23	38	259
1953	Auburn	L	H	10	21	258
2004	Miami (Fla.)	W	A	21	37	258
1946	Tulane	L	A	15	29	256
1967	Auburn	L	A	18	43	255
2001	Georgia Tech	W	A	18	32	254
2017	Miami (Fla.)	W	N	25	34	254
2019	Louisville	W	A	22	33	253
1971	Virginia	W	A	9	18	252
1999	Maryland	W	A	16	23	252
2008	Boston College	W	A	21	33	252
2015	App State	W	H	21	31	252
2001	Virginia	L	A	25	34	251
2006	Maryland	L	H	18	27	251
2018	Duke	W	H	21	39	251
1997	App State	W	H	20	31	250
1997	NC State	W	A	20	32	250
2011	West Virginia	L	N	24	47	250
1999	South Carolina	W	A	14	27	249

2002	Louisiana Tech	W	H	26	44	249
1983	NC State	W	H	17	26	248
2016	Auburn	W	A	19	34	248
1989	Wake Forest	W	H	15	26	247
1991	Georgia	L	A	19	38	246
2003	Tennessee	W	N	22	40	246
2005	NC State	W	A	22	31	246
2010	South Florida	L	N	24	41	246
2022	Miami (Fla.)	W	H	25	37	246
1978	The Citadel	W	H	15	17	245
1970	Duke	L	H	23	39	244
1977	Virginia	W	H	13	23	244
1999	Marshall	L	H	27	42	244
2013	NC State	W	A	24	37	244
1975	North Carolina	W	A	12	19	243
2000	Virginia Tech	L	N	21	44	243
2020	The Citadel	W	H	19	27	243
1970	Wake Forest	L	H	21	36	242
2009	Florida State	W	H	18	30	242
1997	UTEP	W	H	18	28	241
2022	Louisiana Tech	W	H	20	35	241
1981	Duke	W	A	14	20	240
2011	Virginia Tech	W	N	20	30	240
1995	Wake Forest	W	A	18	25	239
2010	Florida State	L	A	28	44	239
1970	Florida State	L	A	24	48	237
2008	Florida State	L	A	20	35	237
1984	Duke	W	H	12	19	235
2009	Virginia	W	H	19	26	234
2019	LSU	L	N	18	37	234
1984	Virginia	W	A	13	23	233
2018	Georgia Tech	W	A	19	30	232
2019	Florida State	W	H	24	38	232

1991	South Carolina	W	A	13	15	231
1998	Duke	L	A	19	40	231
2010	Wake Forest	W	A	19	25	231
2019	Charlotte	W	H	17	25	231
1991	Maryland	W	H	14	25	230
1970	Virginia	W	H	18	28	229
2007	South Carolina	W	A	28	39	229
2022	Furman	W	H	22	31	229
1971	NC State	L	H	16	32	227
1973	Virginia	W	H	15	23	227
1993	Florida State	L	A	16	32	227
2008	South Carolina State	W	H	22	31	227
2018	Wake Forest	W	A	25	30	227
2007	Boston College	L	H	26	40	226
1969	Georgia	L	H	20	40	225
2013	South Carolina	L	A	19	28	225
1950	Duquesne	W	H	8	20	223
2002	Virginia	L	A	23	33	223
2000	The Citadel	W	H	21	33	222
2006	Temple	W	N	12	13	222
2019	Georgia Tech	W	H	18	30	221
1981	Wake Forest	W	H	11	19	220
1985	Virginia Tech	W	A	17	30	220
2000	NC State	W	H	18	30	220
2010	Auburn	L	A	20	34	220
2021	Louisville	W	A	18	31	220
2022	Boston College	W	A	18	32	220
2023	North Carolina	W	H	21	34	219
2001	Maryland	L	A	18	37	218
2015	Oklahoma	W	N	17	32	218
1969	Georgia Tech	W	A	16	32	216
1978	Maryland	W	A	8	17	216
2005	Duke	W	H	14	24	216
1987	Penn State	W	N	15	24	214
2006	Wake Forest	W	A	20	30	214
2010	North Carolina	L	A	21	39	214
2010	NC State	W	H	20	30	214
1979	Baylor	L	N	17	34	213
1995	Virginia	L	H	19	36	213
2005	Texas A&M	W	H	16	24	213
1968	NC State	W	A	11	19	212
1973	North Carolina	W	A	12	17	212
1975	Duke	L	A	12	15	212
1995	Western Carolina	W	H	13	19	212
2000	Duke	W	A	12	23	212
2009	South Carolina	L	A	22	42	212
2001	Wake Forest	W	A	16	27	211
1989	Virginia	W	H	14	22	210
2021	Wake Forest	W	H	12	20	210
1993	UNLV	W	H	12	17	209
2002	Ball State	W	H	21	29	209
2014	Syracuse	W	H	24	35	209
2022	NC State	W	H	21	30	209
2023	Duke	L	A	27	43	209
1941	South Carolina	L	A	10	20	208
1978	Wake Forest	W	H	11	19	208
1999	North Carolina	W	H	15	26	208
2002	Wake Forest	W	H	22	35	208
2012	Auburn	W	N	24	35	208
1966	Wake Forest	W	A	10	22	207
1980	North Carolina	L	H	11	19	207
2000	Georgia Tech	L	H	15	27	207
2017	Georgia Tech	W	H	22	33	207
2021	Boston College	W	H	13	28	207
1997	Virginia	L	H	26	33	206
2008	Nebraska	L	N	17	37	206
2019	North Carolina	W	A	18	30	206
1992	North Carolina	W	H	13	23	205
2005	Colorado	W	N	21	29	205
2023	Georgia Tech	W	H	23	37	205
1999	Virginia Tech	L	A	28	44	204
2001	South Carolina	L	A	15	29	204
2011	Virginia Tech	W	A	13	32	204
2017	Syracuse	L	A	22	32	204
2023	Florida Atlantic	W	H	20	33	204
2013	Florida State	L	H	22	45	203
2014	Georgia	L	A	18	33	203
2022	Florida State	W	A	15	23	203
1947	Presbyterian	W	H	9	14	202
1998	Furman	W	H	12	15	202
2010	Presbyterian	W	H	11	20	202
2016	Wake Forest	W	A	23	33	202
1962	NC State	W	A	11	22	201
1969	Alabama	L	H	16	29	201
1984	Wake Forest	W	A	17	26	201
1973	Wake Forest	W	H	10	25	200
2009	NC State	W	A	13	19	200

Note: Clemson's record when totaling at least 200 passing yards is 229-78.

# OFFENSIVE TEAM SEASON BESTS

WINS		
1.	2018	15-0
2.	2015	14-1
	2016	14-1
	2019	14-1
5.	1981	12-0
	2017	12-2
7.	1948	11-0
	1978	11-1
	2012	11-2
	2013	11-2
	2022	11-3
12.	1987	10-2
	1988	10-2
	1989	10-2
	1990	10-2
	2011	10-4
	2014	10-3
	2020	10-2
	2021	10-3

WINNING PERCENTAGE		
1.	2018	15-0 100.0
	1981	12-0 100.0
	1948	11-0 100.0
	1900	6-0 100.0
5.	1950	9-0-1 95.0
6.	2015	14-1 93.3
	2016	14-1 93.3
	2019	14-1 93.3
9.	1978	11-1 91.7
10.	1939	9-1 90.0

Note: Minimum six games.

PLAYS		
1.	2016	1221
2.	2015	1207
3.	2018	1076
4.	2019	1075
5.	2012	1062
6.	2011	1055
7.	2017	1048
8.	2013	1037
9.	2022	1026
10.	2023	998

PLAYS PER GAME		
1.	2012	81.7
2.	2016	81.4
3.	2015	80.5
4.	2013	79.8
5.	1978	78.8
6.	2000	77.6
7.	2023	76.8
8.	1999	76.7
9.	1991	76.5
10.	1986	76.4

YARDS PER PLAY		
1.	2019	7.38
2.	2018	7.35
3.	2020	6.69
4.	2006	6.50
5.	2015	6.39
6.	2013	6.36
7.	2012	6.28
8.	2016	6.18
9.	1950	6.16
10.	2011	5.85

YARDS		
1.	2019	7931
2.	2018	7908
3.	2015	7718
4.	2016	7552
5.	2012	6665
6.	2013	6600
7.	2011	6171
8.	2020	6028
9.	2017	6014
10.	2022	5744

YARDS PER GAME		
1.	2019	528.7
2.	2018	527.2
3.	2015	514.5
4.	2012	512.7
5.	2013	507.7
6.	2016	503.5

7.	2020	502.3
8.	2011	440.8
9.	2000	436.8
10.	2001	432.0

CARRIES		
1.	1978	741
2.	1979	725
3.	1981	705
	1986	705
5.	2015	679
6.	1989	678
7.	1988	673
8.	1990	667

CARRIES PER GAME		
1.	1978	61.8
2.	1979	60.4
3.	1981	58.8
	1986	58.8
5.	1963	56.5
	1989	56.5
7.	1982	56.2

RUSHING YARDS		
1.	2018	3723
2.	2019	3606
3.	1978	3469
4.	2015	3345
5.	1986	3245
6.	1988	3241
7.	1991	3019
8.	1981	2977
9.	1987	2972
10.	1990	2956


YARDS PER CARRY		
1.	2018	6.55
2.	2019	6.37
3.	2006	5.72
4.	1941	5.07
5.	1950	5.02
6.	2015	4.93
7.	1949	4.89
8.	1992	4.88
9.	1988	4.82
10.	2009	4.81

RUSH YARDS PER GAME		
1.	1978	289.1
2.	1950	280.5
3.	1986	270.4
4.	1988	270.1
5.	1992	257.1
6.	1991	251.6
7.	1983	250.2

COMPLETIONS		
1.	2016	422
2.	2015	356
3.	2013	341
4.	2018	328
5.	2019	326
	2020	326
7.	2012	318
8.	2011	311
9.	2017	309
10.	2023	302

COMPLETIONS PER GAME		
1.	2016	28.1
2.	2020	27.2
3.	2013	26.2
4.	2012	24.5
5.	2015	23.7
6.	2023	23.2
7.	2003	23.1
8.	2007	22.7
9.	2014	22.5
10.	2011	22.2

PASS ATTEMPTS		
1.	2016	629
2.	2015	528
3.	2011	525
4.	2019	509
5.	2018	508
6.	2013	493
7.	2003	490



	2020	490
9.	2022	480
10.	2012	474
	2023	474

PASS ATTEMPTS PER GAME		
1.	2016	41.9
2.	2020	40.8
3.	2013	37.9
4.	2003	37.7
5.	2011	37.5
6.	2012	36.5
	2023	36.5
8.	2002	35.5
9.	1999	35.3
10.	2015	35.2

PASSING YARDS		
1.	2016	5009
2.	2015	4373
3.	2013	4330
4.	2019	4325
5.	2018	4185
6.	2020	4182
7.	2012	4181
8.	2011	3952
9.	2003	3687
10.	2014	3404

PASS YARDS PER GAME		
1.	2020	348.5
2.	2016	333.9
3.	2013	333.1
4.	2012	321.6
5.	2015	291.5
6.	2019	288.3
7.	2003	283.6
8.	2011	282.3
9.	2018	279.0
10.	2014	261.8

COMPLETION PERCENTAGE		
1.	2013	69.2
2.	2015	67.4
3.	2016	67.1
4.	2012	67.1
5.	2020	66.5
6.	2005	65.8
7.	2017	65.7
8.	2007	64.8
9.	2014	64.7
10.	2018	64.6

PASS EFFICIENCY		
1.	2013	164.2
2.	2012	163.1
3.	2019	157.4
4.	2020	156.7
5.	2018	154.7
6.	2015	153.2
7.	2016	152.2
8.	1950	148.0
9.	2007	142.1
10.	1989	139.8

INTERCEPTION AVOIDANCE		
1.	2020	1.22
2.	2007	1.32
3.	2018	1.57
4.	2023	1.90
5.	2017	1.91
6.	2019	1.96
7.	1988	1.99
8.	1992	2.05
9.	2022	2.08
10.	2011	2.29

TOUCHDOWNS		
1.	2018	90
2.	2019	88
3.	2016	75
4.	2015	71
5.	2013	69
6.	2012	68
7.	2020	67
8.	2017	62
9.	2011	58
10.	2022	57

POINTS		
1.	2018	664
2.	2019	659
3.	2016	588
4.	2015	577
5.	2012	533
6.	2013	522
	2020	522
8.	2011	470
9.	2017	466
10.	2022	465

POINTS PER GAME		
1.	2018	44.3
2.	2019	43.9
3.	2020	43.5

4.	2012	41.0
5.	2013	40.2
6.	2016	39.2
7.	2015	38.5
8.	2000	34.7
9.	1950	34.4
10.	2011	33.6

SCORING MARGIN		
1.	1900	+35.3
2.	2018	+31.1
3.	1901	+30.4
	2019	+30.4
5.	1950	+26.7
6.	1903	+24.2
7.	2020	+23.3
8.	1898	+22.5
9.	2016	+21.2
10.	1978	+19.8

PUNTING AVERAGE		
1.	1984	44.0
2.	1990	43.7
3.	1983	43.3
4.	2023	43.2
5.	1979	43.0
6.	1989	42.7
7.	2010	42.5
8.	2014	42.4
9.	2020	42.4

NET PUNTING AVERAGE		
1.	1984	42.7
2.	2023	41.5
3.	2019	40.9
4.	2010	40.5
5.	1983	40.3
6.	2014	40.2
7.	2021	39.6
8.	2020	39.5
9.	1981	39.4
10.	1989	39.3

PUNT RETURN AVERAGE		
1.	1948	17.1
2.	1954	16.3
3.	1961	15.9
4.	2000	15.0
5.	1970	14.9
6.	2009	14.4
7.	1938	14.2
8.	1987	13.6

9.	1993	12.9
----	------	------

KICKOFF RETURN AVERAGE		
1.	2003	27.7
2.	2004	27.1
3.	2006	25.4
4.	2021	24.9
5.	2002	24.3
6.	2023	23.9
7.	2007	23.9
8.	1997	23.9
9.	1959	23.9
10.	2009	23.8

FIRST DOWNS		
1.	2016	403
2.	2015	393
	2019	393
4.	2018	358
5.	2012	341
6.	2013	327
7.	2022	321
8.	2011	315
9.	2017	309
10.	2023	304

FIRST DOWNS PER GAME		
1.	2016	26.9
2.	2012	26.2
3.	2015	26.2
	2019	26.2
5.	2013	25.2
6.	2020	24.6
7.	2018	23.9
8.	2001	23.5
9.	2023	23.4
10.	2003	23.3

FEWEST TURNOVERS		
1.	1940	8
2.	1938	10
3.	1994	12
	2007	12
5.	1988	13
	1989	13
7.	2005	15
	2019	15
	2020	15
10.	2017	16

FEWEST TURNOVERS PER GAME		
1.	1940	0.88
2.	2007	0.92
3.	2019	1.00
4.	1988	1.08
	1989	1.08
6.	1994	1.09
7.	1938	1.11
8.	2018	1.13
9.	2017	1.14
10.	2020	1.25

TURNOVER MARGIN		
1.	1988	+21
2.	1940	+19
	1950	+19
4.	1978	+17
	1981	+17
	1990	+17
	1994	+17
8.	1989	+15
	2019	+15

TURNOVER MARGIN PER GAME		
1.	1940	+2.11
2.	1950	+1.90
3.	1988	+1.75
4.	1994	+1.55
5.	1990	+1.42
	1978	+1.42
	1981	+1.42
8.	1943	+1.37



# DEFENSIVE TEAM SEASON BESTS

## PLAYS

1.	1943	462
2.	1940	468
3.	1941	487
4.	1946	489
5.	1938	491
6.	1953	516
7.	1939	519
	1944	519

## PLAYS PER GAME

1.	1939	51.9
2.	1940	52.0
3.	1954	52.8
4.	1945	53.3
5.	1941	54.1
6.	1946	54.3
7.	1963	54.4

## YARDS PER PLAY

1.	1939	3.03
2.	1954	3.34
3.	1963	3.40
4.	1990	3.52
5.	1940	3.53
6.	1959	3.53
7.	1938	3.55

## YARDS PER GAME

1.	1939	157.5
2.	1954	176.1
3.	1948	177.2
4.	1940	183.6
5.	1963	184.7
6.	1945	193.2
7.	1938	193.3

## CARRIES

1.	1941	334
2.	1946	336
3.	1940	339
4.	1963	344
5.	1943	349
6.	1945	364

## CARRIES PER GAME

1.	2023	30.5
2.	2022	31.6
3.	1986	32.8
4.	1990	33.5
	1991	33.5
6.	2021	33.8
7.	2008	34.1
8.	1963	34.4
9.	1995	34.6
10.	1987	34.7

## RUSHING YARDS

1.	1991	733
2.	1990	848
3.	1941	904
4.	1987	912
5.	1963	931
6.	1954	969
7.	1997	970
8.	1982	1068

## RUSH YARDS PER GAME

1.	1991	61.1
2.	1990	70.9
3.	1987	82.6
4.	1997	88.2
5.	1963	93.1
6.	2018	96.3

## OVERTIME GAMES (8-10)

Date	Opponent	Site	W-L	Score	OT	Deciding Play
11-8-97	Duke	H	W	29-20	1	*Rahim Abdullah 63 interception return
9-29-01	Georgia Tech	A	W	47-44	1	*Woodrow Dantzler 11 run
10-11-03	Virginia	H	W	30-27	1	*Kevin Youngblood 4 pass from Charlie Whitehurst
9-4-04	Wake Forest	H	W	37-30	2	Kyle Browning 11 pass from Charlie Whitehurst
11-6-04	Miami (Fla.)	A	W	24-17	1	Reggie Merriweather 2 run
9-17-05	Miami (Fla.)	H	L	30-36	3	Tyrone Moss 25 run
9-24-05	Boston College	H	L	13-16	1	*Brian Toal 1 run
9-9-06	Boston College	A	L	33-34	2	L.V. Whitworth 6 run, *Ryan Ohliger extra point
12-31-07	Auburn	N1	L	20-23	1	*Kodi Burns 7 run
10-24-09	Miami (Fla.)	A	W	40-37	1	*Jacoby Ford 26 pass from Kyle Parker
9-18-10	Auburn	A	L	24-27	1	Wes Byrum 39 FG
9-20-14	Florida State	A	L	17-23	1	*Karlos Williams 12 run
10-15-16	NC State	H	W	24-17	1	Artavis Scott 10 pass from Deshaun Watson
11-7-20	Notre Dame	A	L	40-47	2	Kyren Williams 3 run
9-25-21	NC State	A	L	21-27	2	Devin Carter 22 pass from Devin Leary
9-24-22	Wake Forest	A	W	51-45	2	Davis Allen 21 pass from DJ Utiagalelei
9-23-23	Florida State	H	L	24-31	1	Keon Coleman 24 pass from Jordan Travis
10-21-23	Miami (Fla.)	A	L	20-28	2	Ajay Allen 3 run

\* - score ended game; N1 - Atlanta, Ga.; Note: Home games in bold.

7.	2021	96.3
8.	1989	96.9
9.	1954	96.9

## YARDS PER CARRY

1.	1991	1.82
2.	1990	2.11
3.	1987	2.42
4.	1954	2.50
5.	2018	2.51
6.	1981	2.54
7.	1982	2.67

8.	1997	2.68
----	------	------

## COMPLETIONS

1.	1939	32
2.	1938	39
3.	1940	46
4.	1956	48
5.	1942	49
	1955	49
	1957	49

## COMPLETIONS PER GAME

1.	1939	3.2
2.	1938	4.3
3.	1956	4.4
4.	1942	4.9
	1955	4.9
	1957	4.9
7.	1940	5.1

## PASS ATTEMPTS

1.	1938	105
2.	1939	109
3.	1944	109
4.	1943	113
5.	1956	124
6.	1940	129
	1957	129

## PASS ATTEMPTS PER GAME

1.	1939	10.9
2.	1959	11.3
3.	1938	11.7
4.	1944	12.1
5.	1975	12.5
6.	1957	12.9
7.	1955	13.4

## PASSING YARDS

1.	1939	449
2.	1956	526
3.	1938	531
4.	1940	558
5.	1957	597
6.	1942	724
7.	1954	792

## PASS YARDS PER GAME

1.	1938	33.0
2.	1939	44.9
3.	1956	52.6
4.	1957	59.7
5.	1944	71.0
6.	1942	72.4

## COMPLETION PERCENTAGE

1.	1939	29.4
2.	1951	34.7
3.	1945	35.5
4.	1940	35.7
	1953	35.7
6.	1944	36.7
7.	1955	37.0

## PASS EFFICIENCY

1.	1951	48.7
2.	1956	55.0
3.	1950	59.1
4.	1964	76.7
5.	1952	81.0
6.	1978	81.7
7.	1981	81.9
8.	1971	86.6

## INTERCEPTIONS

1.	1951	25
2.	1978	24
3.	1981	23
4.	1950	22
	1995	22
6.	1948	21
	1977	21
	1989	21
	2002	21
	2009	21

## INTERCEPTIONS PER GAME

1.	1951	2.27
2.	1950	2.20
3.	1940	2.11
4.	1978	2.00
5.	1981	1.91
6.	1948	1.91
7.	1945	1.90
	1964	1.90

## INTERCEPTION RETURN YARDS

1.	2008	368
2.	1951	363
3.	1959	349
4.	1970	344
5.	2009	342
6.	2018	328
7.	1978	327
8.	1987	318

## TOUCHDOWNS ALLOWED

1.	1939	6
2.	1940	8
3.	1950	11
	1956	11
	1979	11
	1981	11
	1990	11
8.	1967	15

## POINTS ALLOWED PER GAME

1.	1939	4.5
2.	1938	6.2
3.	1948	6.9
4.	1945	7.3
5.	1956	7.4
6.	1950	7.6
7.	1957	7.8

## TURNOVERS FORCED

1.	1981	41
2.	1950	40

3.	1978	38
	1983	38
	1989	38
6.	1973	37
	1977	35
	1982	35

## TURNOVERS FORCED PER GAME

1.	1943	4.00
	1950	4.00
3.	1952	3.56
4.	1983	3.45
5.	1981	3.42
6.	1945	3.40
	1964	3.40
	1968	3.40

## SACKS

1.	2018	54
2.	2016	49
3.	2015	48
4.	1999	47
	2019	47
6.	1996	46
	1992	46
	2017	46
	2020	46

## SACKS PER GAME

1.	1992	4.18
2.	1999	3.92
3.	1996	3.83
	2020	3.83
5.	2004	3.81
6.	1984	3.73

## TACKLES FOR LOSS

1.	2018	136
2.	2014	131
3.	2016	130
4.	2015	126
5.	2013	122
6.	1991	119
	2019	119
8.	1990	116
9.	2004	112
	1996	112

## TACKLES FOR LOSS PER GAME

1.	2004	10.2
2.	2014	10.1
3.	1991	9.9
4.	1990	9.7
5.	2013	9.4
6.	1996	9.3
7.	2020	9.1
8.	2018	9.1
9.	1992	8.6

Note: **Bold** denotes under Dabo Swinney as a full-time head coach.



# INDIVIDUAL RECORDS

RUSHING	
CARRIES	
Game:	36, Jim Shirley vs. NC State, 10-6-1951; Ray Yauger vs. Wake Forest, 10-18-1969; Raymond Priester vs. Maryland, 10-25-1997; <b>Phil Mafah vs. Notre Dame, 11-4-2023</b>
Season:	283, Wayne Gallman, 2015
Career:	805, Raymond Priester, 1994-97
CONSECUTIVE CARRIES	
Game:	12, Raymond Priester vs. Maryland, 10-25-1997
RUSHING YARDS	
Half:	215, Don King vs. Fordham (1st half), 11-8-1952
Game:	263, Raymond Priester vs. Duke, 11-11-1995
Season:	1,658, Travis Etienne, 2018
Career:	4,952, Travis Etienne, 2017-20
RUSHING YARDS PER GAME	
Season:	112.1, Raymond Priester, 1996 (1,345 in 12 games)
Career:	90.0, Travis Etienne, 2017-20 (4,952 in 55 games)
YARDS PER CARRY	
Game:	(Min. 5 Carries) 30.4, Ken Moore (5-152) vs. The Citadel, 11-27-1954
Season:	(Min. 200 Yards) 9.9, Derrick Hamilton, 2002 (21-208) (Min. 300 Yards) 8.8, Lyn-J Dixon, 2018 (62-547) (Min. 600 Yards) 8.1, Travis Etienne, 2018 (204-1658)
Career:	(Min. 1,000 Yards) 7.2, Travis Etienne, 2017-20 (686-4952) (Min. 2,000 Yards) 7.2, Travis Etienne, 2017-20 (686-4952)
100-YARD GAMES	
Season:	9, Wayne Gallman, 2015
Career:	20, Travis Etienne, 2017-20
CONSECUTIVE 100-YARD GAMES	
Season:	6, Travis Etienne, 2019
Career:	6, Travis Etienne, 2019
By a QB:	4, Woodrow Dantzler, 2000
100-YARD GAMES VS. ONE OPPONENT	
Career:	3, Kenny Flowers vs. Duke, 1983-85; Wayne Gallman vs. South Carolina, 2014-16; Travis Etienne vs. Wake Forest, 2018-20
200-YARD GAMES	
Season:	2, Terrence Flagler, 1986; Travis Etienne, 2019
Career:	3, Travis Etienne, 2017-20
RUSHING YARDS IN A SERIES IN A SEASON	
2 Games:	387, Terrence Flagler, 1986
3 Games:	520, Woodrow Dantzler, 2000
4 Games:	654, Travis Etienne, 2018
5 Games:	752, Travis Etienne, 2019
6 Games:	873, Travis Etienne, 2019
RUSHING YARDS BY A FRESHMAN	
Game:	234, Don King vs. Fordham, 11-8-1952
Season:	973, Terry Allen, 1987
RUSHING YARDS BY A QUARTERBACK	
Game:	220, Woodrow Dantzler vs. Virginia, 9-23-2000
Season:	1,105, Deshaun Watson, 2015
Career:	2,761, Woodrow Dantzler, 1998-01
RUSHING YARDS BY TWO PLAYERS	
Game:	358, Raymond Priester (263) & Nealon Greene (95) vs. Duke, 11-11-1995
Season:	2,632, Wayne Gallman (1,527) & Deshaun Watson (1,105), 2015
Career*:	5,819, Travis Zachery (3,058) & Woodrow Dantzler (2,761), 1998-01
* - two players in the same senior class	
RUSHING TOUCHDOWNS	
Game:	5, Stumpy Banks vs. Furman, 10-13-1917; Maxcey Welch vs. Newberry, 10-17-1930
Season:	24, Travis Etienne, 2018
Career:	70, Travis Etienne, 2017-20

PASSING	
PASSING ATTEMPTS	
Half:	46, Rodney Williams vs. NC State (2nd), 10-24-1987
Game:	70, Deshaun Watson vs. Pittsburgh, 11-12-2016
Season:	579, Deshaun Watson, 2016
Career:	1,402, Tajh Boyd, 2010-13

PASSING ATTEMPTS PER GAME	
Season:	38.6, Deshaun Watson, 2016 (579 in 15 games)
Career:	31.8, Deshaun Watson, 2014-16 (1,207 in 38 games)
COMPLETIONS	
Game:	52, Deshaun Watson vs. Pittsburgh, 11-12-2016
Consecutive Games:	75, Deshaun Watson, vs. Pittsburgh, Wake Forest, 2016
Three Consecutive Games:	102, Deshaun Watson, vs. Pittsburgh, Wake Forest, South Carolina, 2016
Consecutive Games With 20:	6, Charlie Whitehurst, 2003; Deshaun Watson, 2015
Season:	388, Deshaun Watson, 2016
Career:	901, Tajh Boyd, 2010-13
COMPLETIONS PER GAME	
Season:	25.9, Deshaun Watson, 2016 (388 in 15 games)
Career:	21.4, Deshaun Watson, 2014-16 (814 in 38 games)
CONSECUTIVE COMPLETIONS	
Game:	18, Trevor Lawrence vs. South Carolina, 11-30-2019
Season:	19, Deshaun Watson, 2016 (last 9 vs. South Carolina, first 10 vs. Virginia Tech)
CONSECUTIVE GAMES COMPLETING A PASS	
Season:	15, Deshaun Watson, 2015,16; Trevor Lawrence, 2018,19
Career:	46, Rodney Williams, 1985-88
COMPLETION PERCENTAGE	
Game:	(Min. 9 Att.) 100.0, Steve Fuller vs. The Citadel, 9-16-1978 (9-9)
	(Min. 15 Att.) 95.0, Cole Stoudt vs. South Carolina State, 9-7-2013 (19-20)
	(Min. 20 Att.) 95.0, Cole Stoudt vs. South Carolina State, 9-7-2013 (19-20)
Season:	(Min. 100 Att.) 68.5, Tajh Boyd, 2013 (283-413)
Career:	(Min. 200 Att.) 67.4, Deshaun Watson, 2014-16 (814-1207)
PASSING YARDS	
Game:	580*, Deshaun Watson vs. Pittsburgh, 11-12-2016
Season:	4,593*, Deshaun Watson, 2016
Career:	11,904, Tajh Boyd, 2010-13
PASSING YARDS PER GAME	
Season:	315.3, Trevor Lawrence, 2020
Career:	267.4, Deshaun Watson, 2014-16
PASSING YARDS IN CONSECUTIVE GAMES	
2 Games:	789, Tajh Boyd, 2013
3 Games:	1,135, Deshaun Watson, 2016
4 Games:	1,513, Deshaun Watson, 2016
5 Games:	1,783, Deshaun Watson, 2016
6 Games:	2,096, Deshaun Watson, 2016
YARDS PER COMPLETION	
Game:	(Min. 8 Comp.) 28.0, Tommy Kendrick vs. Virginia, 10-16-1971 (9-252)
Season:	(Min. 45 Comp.) 21.3, Bobby Gage, 1947 (47-1002)
Career:	(Min. 100 Comp.) 19.9, Bobby Gage, 1945-48 (123-2448)
YARDS PER PASSING ATTEMPT	
Game:	(Min. 10 Att.) 22.27, Bobby Gage vs. Furman, 11-8-1947 (11-245)
Season:	(Min. 100 Att.) 10.70, Deshaun Watson, 2014 (137-1466)
Career:	(Min. 200 Att.) 8.87, Trevor Lawrence, 2018-20 (758-1138)
200-YARD PASSING GAMES	
Season:	13, Tajh Boyd, 2011; Deshaun Watson, 2016
Career:	35, Tajh Boyd, 2010-13
300-YARD PASSING GAMES	
Season:	7, Tajh Boyd, 2012,13; Deshaun Watson, 2016
Career:	18, Tajh Boyd, 2010-13
PASSING TOUCHDOWNS	
Half:	5, Tajh Boyd vs. Wake Forest, 10-25-2012 (1st); Tajh Boyd vs. Duke, 11-3-2012 (1st); Tajh Boyd vs. The Citadel, 11-23-2013 (1st); Trevor Lawrence vs. Georgia Tech, 10-17-2020 (1st)
Game:	6, Deshaun Watson vs. North Carolina, 9-27-2014; Deshaun Watson vs. South Carolina, 11-26-2016
Season:	41, Deshaun Watson, 2016
Career:	107, Tajh Boyd, 2010-13
PASSING TOUCHDOWNS PER GAME	
Season:	2.73, Deshaun Watson, 2016 (41 in 15 games)
Career:	2.37, Deshaun Watson, 2014-16 (90 in 38 games)

PASS EFFICIENCY RATING	
Game:	(Min. 10 Att.) 310.7, Bobby Gage vs. Furman, 11-8-1948 (9-11-245-1-2)
	(Min. 20 Att.) 261.9, Tajh Boyd vs. Syracuse, 10-5-2013 (20-27-455-2-5)
Season:	(Min. 100 Att.) 188.6, Deshaun Watson, 2014
Career:	(Min. 300 Att.) 164.3, Trevor Lawrence, 2018-20
PASSES HAD INTERCEPTED	
Game:	5, Don King vs. Auburn, 11-21-1953
Season:	20, Tommy Kendrick, 1969
Career:	46, Charlie Whitehurst, 2002-05
LOWEST INTERCEPTION PERCENTAGE	
Season:	(Min. 75 Att.) 0.00, DJ Uagalelei, 2020 (0 in 117 attempts)
Career:	(Min. 100 Att.) 1.49, Trevor Lawrence, 2018-20 (17 in 1,138 attempts)
CONSECUTIVE PASSES WITHOUT AN INTERCEPTION	
Start of Career:	165, Cullen Harper, 2005-07
Season:	239, Trevor Lawrence, 2019
Career:	366, Trevor Lawrence, 2019-20
WINS AS A STARTING QUARTERBACK	
FY Freshman:	11, Trevor Lawrence, 2018
FY Starter:	12, Kelly Bryant, 2017
Season:	14, Deshaun Watson, 2015,16; Trevor Lawrence, 2019
Career:	34, Trevor Lawrence, 2018-20
WINNING PERCENTAGE AS A STARTING QUARTERBACK	
Season:	100.0, Homer Jordan, 1981 (12-0)
Career:	(Min. 15 Games) 94.4, Trevor Lawrence, 2018-20 (34-2)
TOP-25 WINS AS A STARTING QUARTERBACK	
Season:	6, Kelly Bryant, 2017
Career:	9, Deshaun Watson, 2014-16; Trevor Lawrence, 2018-20
STARTS AT QUARTERBACK	
Career:	44, Rodney Williams, 1985-88
CONSECUTIVE STARTS AT QUARTERBACK	
Career:	40, Tajh Boyd, 2011-13

TOTAL OFFENSE	
TOTAL OFFENSE PLAYS	
Game:	79, Tajh Boyd vs. LSU,12-31-2012
Season:	745, Deshaun Watson, 2016
Career:	1,907, Tajh Boyd, 2010-13 (1,402 passes, 505 rushes)
TOTAL OFFENSE YARDS	
Game:	588, Deshaun Watson vs. Pittsburgh, 11-12-2016
Season:	5,219, Deshaun Watson, 2016
Career:	13,069, Tajh Boyd, 2010-13
vs. One Team/Career:	1,255, Tajh Boyd vs. Wake Forest, 2010-13
TOTAL OFFENSE YARDS PER GAME	
Season:	347.9, Deshaun Watson, 2015
Career:	318.3, Deshaun Watson, 2014-16
TOTAL OFFENSE YARDS PER PLAY	
Game:	12.9, Tajh Boyd vs. Syracuse, 10-5-2013 (35 plays, -5 rush, 455 pass for 450 yards)
Season:	8.3, Trevor Lawrence, 2020 (402 plays, 203 rush, 3,153 pass for 3,356 yards)
Career:	8.1, Trevor Lawrence, 2018-20 (1,369 plays, 943 rush, 10,098 pass for 11,041 yards)
Note: Only quarterbacks listed.	
200-YARD TOTAL OFFENSE GAMES	
Season:	14, Deshaun Watson, 2015,16
Career:	36, Tajh Boyd, 2010-13
300-YARD TOTAL OFFENSE GAMES	
Season:	11, Deshaun Watson, 2016
Career:	22, Tajh Boyd, 2010-13; Deshaun Watson, 2014-16
100-YARD RUSHING, 300-YARD TOTAL OFFENSE GAMES	
Season:	5, Woodrow Dantzler, 2001; Deshaun Watson, 2015
Career:	11, Woodrow Dantzler, 1998-01





# INDIVIDUAL RECORDS

## RECEIVING

### RECEPTIONS

**Game:** 16, Sammy Watkins vs. Ohio State, 1-3-2014  
**Season:** 101, Sammy Watkins, 2013  
**Career:** 245, Artavis Scott, 2014-16

### RECEPTIONS PER GAME

**Season:** 7.77, Sammy Watkins, 2013 (101 in 13 games)  
**Career:** 6.67, Sammy Watkins, 2011-13 (240 in 36 games)

### RECEIVING YARDS

**Half:** 177, Sammy Watkins vs. Wake Forest, 10-25-2012 (1st)  
**Game:** 227, Sammy Watkins vs. Ohio State, 1-3-2014  
**Season:** 1,464, Sammy Watkins, 2013  
**Career:** 3,391, Sammy Watkins, 2011-13

### RECEIVING YARDS PER GAME

**Season:** 112.6, Sammy Watkins, 2013 (1,464 in 13 games)  
**Career:** 94.2, Sammy Watkins, 2011-13 (3,391 in 36 games)

### 100-YARD RECEIVING GAMES

**Season:** 8, Sammy Watkins, 2013  
**Career:** 15, Sammy Watkins, 2011-13  
**Consecutive:** 3, Charlie Waters, 1969; Tony Horne, 1997; Rod Gardner, 2000; DeAndre Hopkins, 2011-12; Sammy Watkins, 2011,13; Cornell Powell, 2020

### YARDS PER RECEPTION

**Game:** (Min. 5 rec.) 35.2, Martavis Bryant vs. Georgia Tech, 11-14-2013 (5-176)  
**Season:** (Min. 10 rec.) 32.1, Gary Cooper, 1988 (13-417)  
(Min. 20 rec.) 21.7, Justyn Ross, 2018 (46-1000)  
**Career:** (Min. 35 rec.) 22.2, Martavis Bryant, 2011-13 (61-1354)

### RECEIVING TOUCHDOWNS

**Quarter:** 3, DeAndre Hopkins vs. Ball State, 9-8-2012 (2nd); DeAndre Hopkins vs. Duke, 11-3-2012 (1st)  
**Game:** 3, Dreher Gaskin vs. Auburn, 11-21-1953; Tony Horne vs. UTEP, 10-4-1997; Rod Gardner vs. North Carolina, 10-21-2000; DeAndre Hopkins vs. Ball State, 9-8-2012; DeAndre Hopkins vs. Duke, 11-3-2012; Mike Williams vs. South Carolina, 11-26-2016; Diondre Overton vs. Boston College, 10-26-2019; Tee Higgins vs. Wake Forest, 11-16-2019; Tee Higgins vs. Virginia, 12-7-2019  
**Season:** 18, DeAndre Hopkins, 2012  
**Career:** 27, DeAndre Hopkins, 2010-12; Sammy Watkins, 2011-13; Tee Higgins, 2017-19

### RECEPTIONS BY A RUNNING BACK

**Game:** 9, Jamie Harper vs. Florida State, 11-13-2010  
**Season:** 48, Travis Etienne, 2020  
**Career:** 123, C.J. Spiller, 2006-09

### RECEIVING YARDS BY A RUNNING BACK

**Game:** 140, Travis Etienne vs. Boston College, 10-31-2020  
**Season:** 588, Travis Etienne, 2020  
**Career:** 1,420, C.J. Spiller, 2006-09

### RECEPTIONS BY A TIGHT END

**Game:** 9, John McMakin vs. Florida State, 11-7-1970; Brandon Ford vs. LSU, 12-31-2012; **Jake Briningstool vs. Kentucky, 12-29-2023**  
**Season:** 50, Dwayne Allen, 2011; **Jake Briningstool, 2023**  
**Career:** 112, Jordan Leggett, 2013-16

### RECEIVING YARDS BY A TIGHT END

**Game:** 126, **Jake Briningstool vs. Miami (Fla.), 10-21-2023**  
**Season:** 736, Jordan Leggett, 2016  
**Career:** 1,598, Jordan Leggett, 2013-16

### RECEIVING TOUCHDOWNS BY A TIGHT END

**Game:** 2, many  
**Season:** 8, Dwayne Allen, 2011; Brandon Ford, 2012; Jordan Leggett, 2015  
**Career:** 18, Jordan Leggett, 2013-16

### CONSECUTIVE GAMES WITH A RECEPTION

**Career:** 43, Hunter Renfrow, 2015-18

## INTERCEPTIONS

### INTERCEPTIONS

**Quarter:** 3, Brian Dawkins vs. Duke, 11-11-1995  
**Game:** 3, Kit Jackson vs. Wake Forest, 10-30-1965; Leomont Evans vs. NC State, 9-30-1995; Brian Dawkins vs. Duke, 11-11-1995; Alex Ardley vs. Maryland, 10-14-2000; Michael Hamlin vs. The Citadel, 9-6-2008  
**Season:** 8, Robert O'Neal, 1989; Justin Miller, 2002; DeAndre McDaniel, 2009  
**Career:** 17, Terry Kinard, 1979-82

### INTERCEPTION RETURN YARDS

**Game:** 101, Willie Underwood vs. South Carolina, 11-22-1980  
**Season:** 156, Don Kelley, 1970  
**Career:** 275, Rex Varn, 1976-79

### AVERAGE INTERCEPTION RETURN YARDS

**Game:** (Min. 2) 50.5, Willie Underwood vs. South Carolina, 11-22-1980 (2-101)  
**Season:** (Min. 3) 52.0, Don Kelley, 1970 (3-156)  
**Career:** (Min. 5) 36.0, K'Von Wallace, 2016-19 (5-180)

### INTERCEPTION RETURNS FOR TOUCHDOWN

**Game:** 1, many  
**Season:** 3, Arlington Nunn, 1990  
**Career:** 3, Arlington Nunn, 1987-90

### INTERCEPTIONS BY A LINEBACKER

**Game:** 2, Johnny Rembert vs. Western Carolina, 11-25-1982  
**Season:** 6, Johnny Rembert, 1982  
**Career:** 8, Johnny Rembert, 1981,82

## PUNTING

### PUNTS

**Game:** 13, Marion Butler vs. Wake Forest, 10-31-1942; Kevin Laird vs. Florida State, 10-17-1998  
**Season:** 81, David Sims, 1979  
**Career:** 292, Will Spiers, 2017-21

### PUNTING AVERAGE

**Game:** (Min. 3 punts) 55.3, Dale Hatcher vs. Kentucky, 10-2-1982 (3-166)  
**Season:** (Min. 25 punts) 44.5, Chris Gardocki, 1990 (58-2580)  
**Career:** (Min. 50 punts) 43.5, Chris Gardocki, 1988-90 (151-6566)

### NET PUNTING AVERAGE

**Game:** (Min. 4 punts) 51.0, Dawson Zimmerman vs. North Texas, 9-4-2010 (6 punts); **Aidan Swanson vs. Florida State, 9-23-2023 (4 punts)**  
**Season:** (Min. 25 punts) 42.4, Dale Hatcher, 1984 (54 punts)  
**Career:** (Min. 50 punts) 40.7, Dale Hatcher, 1981-84 (191 punts)

### PUNTS OF 50+ YARDS

**Game:** 6, Banks McFadden vs. Tulane, 9-30-1939 (12 punts)  
**Season:** 22, Banks McFadden, 1939 (65 punts)  
**Career:** 59, Will Spiers, 2017-21 (292 punts)

### PUNTS INSIDE THE 20

**Game:** 7, Kevin Laird vs. LSU, 12-28-1996  
**Season:** 28, Bradley Pinion, 2014; **Aidan Swanson, 2023**  
**Career:** 108, Will Spiers, 2017-21

### PUNTING YARDS

**Game:** 546, Kevin Laird vs. Virginia Tech, 9-12-1998  
**Season:** 3,468, David Sims, 1979  
**Career:** 12,095, Will Spiers, 2017-21

## PUNT RETURNS

### PUNT RETURNS

**Game:** 10, Shad Bryant vs. Furman, 11-25-1939  
**Season:** 39, Amari Rodgers, 2018  
**Career:** 88, Marion Butler, 1941-43,45

### PUNT RETURN YARDS

**Game:** 167\*, Don Kelley vs. Maryland, 10-31-1970 (4 returns)  
**Season:** 487, Shad Bryant, 1938 (27 returns)  
**Career:** 779, Shad Bryant, 1937-39

## PUNT RETURN AVERAGE

**Game:** (Min. 2 Ret.) 51.0, Richie Luzzi vs. Georgia, 9-28-1968 (2-102)  
(Min. 4 Ret.) 41.8\*, Don Kelley vs. Maryland, 10-31-1970 (4-167)  
**Season:** (Min. 10 Att) 16.9, Bobby Gage, 1948 (12-203)  
**Career:** (Min. 20 Att.) 17.5, Streak Lawton, 1934-36 (26-456)

### RETURN YARDS (PR & IR)

**Game:** 223\*, Don Kelley vs. Maryland, 10-31-1970  
**Season:** 545, Don Kelley, 1970  
**Career:** 820, Shad Bryant, 1937-39 (779 PR, 41 IR)

### TAKEAWAY RETURN YARDS (FR & IR)

**Game:** 101, Willie Underwood vs. South Carolina, 11-22-1980  
**Season:** 160, Antwan Edwards, 1998 (104 FR, 56 IR)  
**Career:** 299, Antwan Edwards, 1995-98 (104 FR, 195 IR)

### PUNT RETURNS FOR TOUCHDOWN

**Game:** 1, many  
**Season:** 2, Shad Bryant, 1938; Don Kelley, 1970; Donnell Woolford, 1987  
**Career:** 2, Shad Bryant, 1937-39; Don Kelley, 1969-71; Donnell Woolford, 1985-88; Justin Miller, 2002-04; Jacoby Ford, 2006-09

### BLOCKED KICKS (PUNTS & PLACEKICKS)

**Game:** 2, Wingo Avery vs. The Citadel, 11-27-1954; Mitch Belton vs. Maryland, 9-23-1989; Rahim Abdullah vs. Auburn, 1-2-1998  
**Season:** 3, Mitch Belton, 1989; Leomont Evans, 1995  
**Career:** 4, Jarvis Jenkins, 2007-10

### BLOCKED PUNTS

**Quarter:** 2, Mitch Belton vs. Maryland (2nd), 9-23-1989  
**Game:** 2, Wingo Avery vs. The Citadel, 11-27-1954; Mitch Belton vs. Maryland, 9-23-1989; Rahim Abdullah vs. Auburn, 1-2-1998  
**Season:** 3, Mitch Belton, 1989  
**Career:** 3, Mitch Belton, 1989,90

### BLOCKED PLACEKICKS

**Game:** 1, many  
**Season:** 2, Terrance Dixon, 1992; Jarvis Jenkins, 2010; Dexter Lawrence, 2016  
**Career:** 4, Jarvis Jenkins, 2007-10

## KICKOFF RETURNS

### KICKOFF RETURNS

**Game:** 7, John Shields vs. Alabama, 1969; Sammy Watkins vs. West Virginia, 2011  
**Season:** 33, Sammy Watkins, 2011  
**Career:** 74, C.J. Spiller, 2006-09

### KICKOFF RETURN YARDS

**Game:** 282, Justin Miller vs. Florida State, 2004 (6 returns)  
**Season:** 826, Sammy Watkins, 2011  
**Career:** 2,052, C.J. Spiller, 2006-09 (74 returns)

### KICKOFF RETURNS FOR TOUCHDOWN

**Game:** 2, Justin Miller vs. Florida State, 2004  
**Consecutive Games:** 2\*, C.J. Spiller vs. Duke, Wake Forest, 2007  
**Season:** 4\*, C.J. Spiller, 2009  
**Career:** 7\*, C.J. Spiller, 2006-09

### KICKOFF RETURN AVERAGE

**Game:** (Min. 2 ret.) 71.5, Derrick Hamilton vs. Maryland, 10-11-2001 (2-153)  
**Season:** (Min 10 ret.) 35.1, Justin Miller, 2002 (13-456)  
**Career:** (Min. 20 ret.) 30.7\*, Justin Miller, 2002-04 (50-1534)

## SCORING

### POINTS

**Game:** 33, Maxcey Welch vs. Newberry, 1930  
**Season:** 156, Travis Etienne, 2018  
**Career:** 468, Travis Etienne, 2017-20

### POINTS PER GAME

**Season:** 10.4, Travis Etienne, 2018 (156 in 15 games)  
**Career:** 8.5, Travis Etienne, 2017-20 (468 in 55 games)

# INDIVIDUAL RECORDS

## TOUCHDOWNS

**Game:** 5, Stumpy Banks vs. Furman, 10-13-1917 (all rushing), Maxcey Welch vs. Newberry, 10-17-1930 (all rushing)  
**Season:** 26\*, Travis Etienne, 2018 (24 rushing, 2 receiving)  
**Career:** 78\*, Travis Etienne, 2017-20 (70 rushing, 8 receiving)

## TOUCHDOWNS (RUN & PASS)

**Game:** 8\*, Tajh Boyd vs. NC State, 11-17-2012  
**Season:** 50, Deshaun Watson, 2016  
**Career:** 133\*, Tajh Boyd, 2010-13

## TOUCHDOWNS OF 50+ YARDS

**Season:** 9, C.J. Spiller, 2009 (1 run, 3 reception, 1 PR, 4 KOR)  
**Career:** 21, C.J. Spiller, 2006-09 (6 run, 7 reception, 1 PR, 7 KOR)

## TOUCHDOWNS OF 80+ YARDS

**Season:** 4, C.J. Spiller, 2009  
**Career:** 11, C.J. Spiller, 2006-09

## DIFFERENT WAYS ACCOUNTING FOR A TOUCHDOWN

**Season:** 5, C.J. Spiller, 2009 (run, pass, reception, PR, KOR)  
**Career:** 5, C.J. Spiller, 2006-09 (run, pass, reception, PR, KOR); Jacoby Ford, 2006-09 (run, pass, reception, PR, KOR)

## CONSECUTIVE GAMES WITH A TOUCHDOWN

**Season:** 14, C.J. Spiller, 2009  
**Career:** 14, C.J. Spiller, 2009

## TOUCHDOWN RETURNS

**Game:** 2, Walt Laraway vs. The Citadel, 11-27-1954 (1 IR, 1 BPR); Justin Miller vs. Florida State, 9-25-2004 (2 KOR); Kourtnei Brown vs. North Carolina, 10-22-2012 (1 IR, 1 FR)  
**Season:** 5, C.J. Spiller, 2009 (1 PR, 4 KOR)  
**Career:** 8, C.J. Spiller, 2006-09 (1 PR, 7 KOR)

## LONGEST SCORING LATERAL PLAY

**Game:** 65, Don Willis to Shad Bryant vs. George Washington, 11-5-1938

## FUMBLE RETURN YARDS

**Scoring:** 93, Antwan Edwards vs. Virginia, 9-19-1998  
**Non-Scoring:** 83, Tim Childers vs. Western Carolina, 1982

## EXTRA POINTS MADE

**Game:** 11, W.C. Forsythe vs. Bingham, 10-20-1898  
**Season:** 79, B.T. Potter, 2019  
**Career:** 234, B.T. Potter, 2018-22

## EXTRA POINTS ATTEMPTED

**Game:** 11, W.C. Forsythe vs. Bingham, 10-20-1898  
**Season:** 79, B.T. Potter, 2019  
**Career:** 235, B.T. Potter, 2018-22

## EXTRA POINTS MADE WITHOUT A MISS

**Season:** 79, B.T. Potter, 2019  
**Career:** 88, Mark Buchholz, 2007,08

## CONSECUTIVE EXTRA POINTS MADE

**Career:** 122, B.T. Potter, 2018-20

## FIELD GOALS MADE

**Game:** 6, Jad Dean vs. Texas A&M, 9-3-2005; Richard Jackson vs. Boston College, 9-19-2009  
**Season:** 27, Greg Huegel, 2015  
**Career:** 73, B.T. Potter, 2018-22

## FIELD GOALS ATTEMPTED

**Game:** 6, Chris Gardocki vs. Georgia Tech, 10-13-1990; Nelson Welch vs. NC State, 10-26-1991; Nelson Welch vs. Maryland, 11-14-1992; Jad Dean vs. Texas A&M, 9-3-2005; Mark Buchholz vs. NC State, 9-22-2007; Richard Jackson vs. Boston College, 9-19-2009  
**Season:** 36, Mark Buchholz, 2007  
**Career:** 102, Nelson Welch, 1991-94


## FIELD-GOAL PERCENTAGE

**Game:** 100.0, Jad Dean vs. Texas A&M, 9-3-2005 (6-6); Richard Jackson vs. Boston College, 9-19-2009 (6-6)  
**Season:** 94.7, Chandler Catanzaro, 2012 (18-19)  
**Career:** (Min. 20 Att.) 82.9, Bob Paulling, 1979,81-83 (34-41)

## KICK-SCORING POINTS

**Game:** 19, Jad Dean vs. Texas A&M, 2005; Richard Jackson vs. Boston College, 2009  
**Season:** 137, Greg Huegel, 2015  
**Career:** 453, B.T. Potter, 2018-22

**JONATHAN WEITZ KICKED THREE FIELD GOALS OF 40+ YARDS AT SOUTH CAROLINA IN 2023 TO TIE A TIGER RECORD.**



## MULTIPLE FIELD-GOAL GAMES

**Season:** 9, Greg Huegel, 2015  
**Career:** 25, Nelson Welch, 1991-94

## CONSECUTIVE FIELD GOALS MADE

**Career:** 20, Chandler Catanzaro, 2011-12

## CONSECUTIVE GAMES MAKING A FIELD GOAL

**Career:** 18, Greg Huegel, 2015,16

## YARDS ON FIELD GOALS

**Game:** 217, Richard Jackson vs. Boston College, 9-19-2009  
**Season:** 810, Greg Huegel, 2015; B.T. Potter, 2021  
**Career:** 2,716, B.T. Potter, 2018-22

## AVERAGE MADE FIELD GOAL

**Game:** (Min. 3 made) 48.7, Mark Buchholz vs. Wake Forest, 11-10-2007 (48, 52, 46)  
**Season:** (Min. 10 made) 38.7, Donald Igwebuike, 1984 (19-736)  
**Career:** (Min. 20 made) 38.6, Donald Igwebuike, 1981-84 (32-1237)

## FIELD GOALS OF 40+ YARDS

**Game:** 3, Bob Paulling vs. North Carolina, 11-6-1982; Nelson Welch vs. NC State, 10-29-1991; Mark Buchholz vs. Wake Forest, 11-10-2007; Chandler Catanzaro vs. Troy, 9-3-2011; Jonathan Weitz vs. South Carolina, 11-25-2023  
**Season:** 12, B.T. Potter, 2021  
**Career:** 34, B.T. Potter, 2018-22

## FIELD GOALS OF 50+ YARDS

**Game:** 1, many  
**Season:** 3, Richard Jackson, 2009; B.T. Potter, 2019  
**Career:** 9, B.T. Potter, 2018-22

## AVERAGE FIELD-GOAL ATTEMPT

**Game:** (Min. 3) 53.3, Obed Ariri vs. Pittsburgh, 12-30-1977 (3-160)  
**Season:** (Min. 10 Att.) 45.4, Obed Ariri, 1977 (20-908)  
**Career:** (Min. 30 Att.) 41.7, Donald Igwebuike, 1981-84 (43-1792)

## PERCENTAGE OF FIELD GOALS MADE OF 40+ YARDS

**Game:** (Min. 3 Made) 100.0, Bob Paulling vs. North Carolina, 11-6-1982 (3-3); Mark Buchholz vs. Wake Forest, 11-10-2007 (3-3); Chandler Catanzaro vs. Troy, 9-3-2011; Jonathan Weitz vs. South Carolina, 11-25-2023 (3-3)  
**Season:** (Min. 8 Made) 100.0, Donald Igwebuike, 1984 (8-8)  
(Min. 10 Made) 85.7, B.T. Potter, 2021 (12-14)  
**Career:** (Min. 10 Made) 77.1, Chandler Catanzaro, 2010-13 (24-31)

## MISCELLANEOUS

### ALL-PURPOSE YARDS

**Game:** 345, Sammy Watkins vs. Maryland, 2011 (33 rush, 105 receiving, 207 KOR)  
**Season:** 2,680\*, C.J. Spiller, 2009 (1,212 rush, 503 receiving, 210 PR, 755 KOR)  
**Career:** 7,588\*, C.J. Spiller, 2006-09

### ALL-PURPOSE YARDS PER GAME

**Season:** 191.4\*, C.J. Spiller, 2009 (2,680 in 14 games)  
**Career:** 145.9, C.J. Spiller, 2006-09 (7,588 in 52 games)

### 200-YARD ALL-PURPOSE GAMES

**Season:** 6, C.J. Spiller, 2009  
**Career:** 8, C.J. Spiller, 2006-09

### 300-YARD ALL-PURPOSE GAMES

**Season:** 3, C.J. Spiller, 2009  
**Career:** 3, C.J. Spiller, 2006-09

### VICTORIES PLAYED

**Career:** 61, James Skalski, 2016-21; Will Swinney, 2017-21

### SNAPS BY AN OFFENSIVE LINEMAN

**Season:** 1,096, Eric Mac Lain, 2015  
**Career:** 3,754, Mitch Hyatt, 2015-18

### SNAPS BY A QUARTERBACK

**Season:** 1,121, Deshaun Watson, 2015  
**Career:** 2,963, Tajh Boyd, 2010-13

### SNAPS BY A RUNNING BACK

**Season:** 798, Wayne Gallman, 2015  
**Career:** 2,329, Raymond Priestner, 1994-97

### SNAPS BY A WIDE RECEIVER

**Season:** 798, Rod Gardner, 1999  
**Career:** 2,408, Aaron Kelly, 2005-08; Hunter Renfrow, 2015-18

### SNAPS BY A DEFENSIVE LINEMAN

**Season:** 784, Kevin Dodd, 2015  
**Career:** 2,441, Christian Wilkins, 2015-18

### SNAPS BY A LINEBACKER

**Season:** 930, Kendall Joseph, 2016  
**Career:** 2,410, Kendall Joseph, 2015-18

### SNAPS BY A DEFENSIVE BACK

**Season:** 993, Coty Sensabaugh, 2011  
**Career:** 2,760, Robert Carswell, 1997-00

\* - ACC record



# INDIVIDUAL DEFENSIVE RECORDS

## TACKLES

**Game:** 27, Keith Adams vs. South Carolina, 1999  
**Season:** 186, Keith Adams, 1999  
**Career:** 515, Bubba Brown, 1976-79

## FIRST HITS

**Game:** 18, Keith Adams vs. South Carolina, 1999  
**Season:** 119, Jeff Davis, 1981; Keith Adams, 1999  
**Career:** 295, Jeff Davis, 1978-81

## TACKLES BY A LINEMAN

**Game:** 21, Willie Anderson vs. South Carolina, 1974  
**Season:** 114, Mark Heniford, 1977  
**Career:** 314, Jim Stuckey, 1976-79

## TACKLES BY A DEFENSIVE BACK

**Game:** 20, Charles Hafley vs. Maryland, 2001; Jamaal Fudge vs. Virginia, 2003  
**Season:** 129, Robert Carswell, 1999  
**Career:** 374, Robert Carswell, 1997-00

## TACKLES FOR LOSS

**Game:** 6, Keith Adams vs. Duke, 1999; Andre Branch vs. Virginia Tech, 2011  
**Season:** 35, Keith Adams, 1999  
**Career:** 61, Michael Dean Perry, 1984-87

## SACKS

**Game:** 4, Keith Adams vs. Duke, 1999; Andre Branch vs. Virginia Tech, 2011; Austin Bryant vs. Auburn, 2017  
**Season:** 16, Keith Adams, 1999  
**Career:** 33, Vic Beasley, 2011-14

## PASS BREAKUPS

**Game:** 5, Perry Williams vs. Virginia Tech, 1985  
**Season:** 21, Tye Hill, 2004  
**Career:** 44, Donnell Woolford, 1985-88

## PASS BREAKUPS BY A DEFENSIVE LINEMAN

**Game:** 2, many  
**Season:** 10, Christian Wilkins, 2016  
**Career:** 16, Christian Wilkins, 2015-18

## PASSES DEFENDED

**Game:** 5, Perry Williams vs. Virginia Tech, 1985; Shelton Lewis vs. Georgia Tech, 2023  
**Season:** 21, Dextra Polite, 1999; Tye Hill, 2004  
**Career:** 54, Donnell Woolford, 1985-88

## CAUSED FUMBLES

**Game:** 2, many  
**Season:** 6, Brandon Maye, 2009  
**Career:** 10, Jeff Davis, 1978-81  
10, Ed McDaniel, 1988-91

## RECOVERED FUMBLES

**Game:** 2, many  
**Season:** 6, Ronnie Ducworth, 1968  
**Career:** 8, Jeff Davis, 1978-81

## FUMBLE RETURN YARDS

**Game:** 93, Antwan Edwards at Virginia, 1998  
**Season:** 104, Antwan Edwards, 1998  
**Career:** 104, Antwan Edwards, 1995-98

## INTERCEPTIONS

**Game:** 3, Kit Jackson vs. Wake Forest, 1965; Leomont Evans vs. NC State, 1995; Brian Dawkins vs. Duke, 1995; Alex Ardley vs. Maryland, 2000; Michael Hamlin vs. The Citadel, 2008  
**Season:** 8, Robert O'Neal, 1989; Justin Miller, 2002; DeAndre McDaniel, 2009  
**Career:** 17, Terry Kinard, 1979-82

## INTERCEPTION RETURN YARDS

**Game:** 101, Willie Underwood vs. South Carolina, 1980 (2 IR)  
**Season:** 156, Don Kelley, 1970 (3 IR)  
**Career:** 275, Rex Varn, 1976-79 (10 IR)

## TAKEAWAYS

**Game:** 3, many  
**Season:** 9, Robert O'Neal, 1989 (8 IR, 1 FR)  
**Career:** 19, Terry Kinard, 1979-82 (17 IR, 2 FR)

## SINGLE-GAME TACKLE BESTS

Rk	Player, Pos.	Opponent	Year	Tac.
1.	Keith Adams, LB	South Carolina	1999	27
2.	Jeff Davis, LB	North Carolina	1980	24
3.	Chad Carson, LB	Wake Forest	2001	23
4.	Bubba Brown, LB	Ohio State	1978	22
	Bubba Brown, LB	NC State	1979	22
	Jeff Davis, LB	Maryland	1980	22
	Chad Carson, LB	Georgia Tech	2000	22
8.	Willie Anderson, MG	South Carolina	1974	21
	Henry Walls, LB	Georgia Tech	1985	21
	John Leake, LB	Maryland	2002	21
11.	Jeff Davis, LB	Tulane	1981	20
	Henry Walls, LB	Boston College	1983	20
	Tim Jones, LB	Duke	1994	20
	Anthony Simmons, LB	South Carolina	1996	20
	Charles Hafley, FS	Maryland	2001	20
	Jamaal Fudge, ROV	Virginia	2003	20

## RETURN YARDS ON TAKEAWAYS

**Game:** 101, Willie Underwood vs. South Carolina, 1980  
**Season:** 160, Antwan Edwards, 1998  
**Career:** 299, Antwan Edwards, 1995-98

## TACKLES BY A KICKER

**Game:** 2, many  
**Season:** 9, Spencer Benton, 2009  
**Career:** 29, Spencer Benton, 2009-12

## SPECIAL TEAM TACKLES\*

**Game:** 7, Chad Speck vs. Georgia Tech, 1999  
**Season:** 26, Rodney Thomas, 2000  
**Career:** 47, Chad Speck, 1997-00; Dorian O'Daniel, 2014-17

\* - since 1986 (all other stats are from 1976-23); all stats based on coaches film evaluation

# HIGHEST SCORING QUARTERS

## CLEMSON

1st	2nd	3rd	4th	Site-Opponent (Score)	Date
---	35	---	---	H - Wake Forest (82-24)	10-31-1981
---	35	---	---	A - Georgia Tech (73-7)	10-17-2020
---	---	35	---	H - North Carolina (59-38)	10-22-2011
---	32	---	---	H - Ball State (52-27)	9-8-2012
31	---	---	---	H - South Carolina State (59-0)	9-17-2016
31	---	---	---	H - Pittsburgh (52-17)	11-28-2020
28	---	---	---	A - Duke (56-20)	11-3-2012
28	---	---	---	A - NC State (55-10)	11-9-2019
28	---	---	---	H - The Citadel (49-0)	9-19-2020
28	---	---	---	H - South Carolina State (49-3)	9-11-2021
---	28	---	---	H - Presbyterian (54-0)	9-23-1950
---	28	---	---	A - Georgia Tech (42-45)	11-13-1999
---	28	---	---	A - Duke (52-22)	9-30-2000
---	28	---	---	N2 - Temple (63-9)	10-12-2006
---	28	---	---	H - Central Michigan (70-14)	10-20-2007
---	28	---	---	A - Wake Forest (42-13)	10-25-2012
---	28	---	---	H - NC State (62-48)	11-17-2012
---	28	---	---	H - The Citadel (52-6)	11-23-2013
---	28	---	---	H - App State (41-10)	9-12-2015
---	28	---	---	A - Florida State (59-10)	10-27-2018
---	---	28	---	A - Boston College (35-14)	11-11-1950
---	---	28	---	N1 - Louisiana Tech (49-24)	12-31-2001
---	---	28	---	H - Central Michigan (70-14)	10-20-2007
---	---	28	---	H - Louisville (77-16)	11-3-2018
---	---	28	---	H - Charleston Southern (66-17)	9-9-2023
---	---	28	---	H - Auburn (34-0)	11-24-1951
---	---	28	---	H - Furman (42-14)	11-26-1960
---	---	28	---	A - Maryland (49-25)	11-12-1988
---	---	28	---	H - Coastal Carolina (49-3)	10-31-2009
---	---	28	---	N5 - Kentucky (38-35)	12-29-2023
---	27	---	---	H - Presbyterian (76-0)	9-22-1945
---	---	27	---	A - Virginia (47-0)	9-26-1959
---	---	27	---	A - South Carolina (47-21)	11-22-1997
---	---	---	27	H - Duke (39-22)	10-19-1968
---	---	---	27	H - Boston College (34-7)	9-23-2017
26	---	---	---	H - Presbyterian (53-13)	9-20-1952
---	---	26	---	H - Presbyterian (76-0)	9-22-1945
---	---	26	---	H - The Citadel (59-0)	11-27-1954

## OPPONENT

1st	2nd	3rd	4th	Site-Opponent (Score)	Date
---	35	---	---	N3 - West Virginia (33-70)	1-4-2012
---	31	---	---	H - Virginia Tech (0-37)	9-12-1998
28	---	---	---	A - NC State (17-42)	11-18-1972
---	28	---	---	A - Wake Forest (17-45)	11-1-2003
---	---	28	---	A - Tulane (13-54)	11-9-1946
---	27	---	---	A - NC State (13-37)	11-19-2011
---	---	---	26	A - Miami (Fla.) (7-39)	10-9-1953
---	---	---	26	A - Wake Forest (35-33)	11-1-1980

## BOTH TEAMS

1st	2nd	3rd	4th	Site-Opponent (Score)	Date
---	42 (35-7)	---	---	H - Wake Forest (82-24)	10-31-1981
---	---	42 (35-7)	---	H - North Carolina (59-38)	10-22-2011
---	---	---	42 (27-15)	H - Duke (39-22)	10-19-1968
---	---	---	42 (28-14)	N5 - Kentucky (38-35)	12-29-2023
---	---	---	40 (22-18)	H - NC State (39-46)	10-31-1998
---	---	---	40 (16-24)	N4 - Alabama (40-45)	1-11-2016
38 (28-10)	---	---	---	A - Duke (56-20)	11-3-2012
---	38 (3-35)	---	---	N3 - West Virginia (33-70)	1-4-2012
---	---	---	38 (24-14)	A - Duke (34-31)	11-2-2002
---	37 (23-14)	---	---	H - North Carolina (37-29)	11-10-1973
---	---	---	36 (28-8)	H - Furman (42-14)	11-26-1960
---	---	---	36 (28-8)	A - Maryland (49-25)	11-12-1988

N1 - Humanitarian Bowl at Boise, Idaho; N2 - Charlotte, N.C.; N3 - Orange Bowl at Miami Gardens, Fla.; N4 - CFP National Championship Game at Glendale, Ariz.; N5 - Gator Bowl at Jacksonville, Fla.; Note: Highest-scoring overtime for both teams was 26, when Miami (Fla.) (16) defeated Clemson (10) in three overtimes on Sept. 17, 2005.

# LONGEST PLAYS

## PLAYS/RETURNS BY CLEMSON

Yds	Player(s)	Type	Site - Opp. (Score CU-Opp.)	Date
108	Richie Luzzi	MFG	A - Georgia (13-31)	9-28-1968
102	Don Kelley	INT	H - Duke (10-21)	10-24-1970
100	John Maxwell	KOR	N2 - Cumberland (11-11)	11-26-1903
100	Derrick Hamilton	KOR	A - Maryland (20-37)	11-10-2001
100	Derrick Hamilton	KOR	H - North Carolina (36-28)	10-25-2003
99	Bill Mathis	KOR	A - Georgia Tech (6-16)	10-3-1959
98	Hal Davis	KOR	H - Georgia (16-24)	10-13-1962
98	Doug Thomas	KOR	H - Long Beach St. (59-0)	9-1-1990
98	Doug Thomas	KOR	N3 - Maryland (18-17)	9-15-1990
98	Nate Wiggins	INT	N6 - North Carolina (39-10)	12-3-2022
97	Mark Fellers to Craig Brantley	Pass	H - Virginia (28-9)	11-16-1974
97	Justin Miller	KOR	A - Florida State (22-41)	9-25-2004
96	C.J. Spiller	KOR	N4 - Alabama (10-34)	8-30-2008
96	C.J. Spiller	KOR	H - Middle Tennessee (37-14)	9-5-2009
96	Tajh Boyd to Sammy Watkins	Pass	A - Virginia (59-10)	11-2-2013
95	Joe Henderson	KOR	H - Georgia Tech (33-12)	6-26-1987
94	Rex Varn	INT	A - NC State (33-10)	10-28-1978
94	Jacoby Ford	KOR	H - Louisiana Tech (51-0)	9-30-2006
93	Rex Varn	INT	H - Maryland (14-21)	9-10-1977
93	Antwan Edwards	FR	A - Virginia (18-20)	9-19-1998
92	Jacoby Ford	PR	H - Florida Atlantic (54-6)	9-2-2006
92	C.J. Spiller	KOR	A - Maryland (21-24)	10-3-2009
91	Mike Barber	FR	H - Chattanooga (54-3)	10-3-1992
91	Tajh Boyd to Sammy Watkins	Pass	A - Syracuse (49-14)	10-5-2013
90	Shad Bryant	PR	N1 - George Washington (7-7)	10-8-1938
90	Banks McFadden	Run	H - Presbyterian (18-0)	9-23-1939
90	Bobby Gage	PR	H - NC State (6-0)	10-2-1948
90	Jimmy Quarles	INT	A - Rice (20-14)	9-29-1951
90	Buck George	Run	A - Furman (32-14)	11-17-1951
90	C.J. Spiller	KOR	H - Wake Forest (44-10)	11-10-2007
90	C.J. Spiller	KOR	A - Miami (Fla.) (40-37)	10-24-2009
90	Travis Etienne	Run	H - Georgia Tech (52-14)	8-29-2019
89	Bobby Gage	KOR	A - Duquesne (34-13)	11-15-1947
89	Wesley McFadden	Run	A - Virginia Tech (22-10)	9-12-1987
89	Darnell Stephens	PR	H - Maryland (40-7)	11-16-1991
89	Derrick Witherspoon	Run	H - Maryland (29-0)	10-30-1993
89	Sammy Watkins	KOR	A - Maryland (56-45)	10-15-2011
89	Tavien Feaster	Run	A - NC State (38-31)	11-4-2017
88	Bobby Gage	Run	H - Presbyterian (76-0)	9-22-1945
88	Mack Matthews	PR	A - Wake Forest (24-7)	10-6-1962
88	Terrence Flagler	Run	A - Wake Forest (28-20)	11-1-1986
88	Brian Mance	PR	H - Georgia Tech (28-31)	10-28-2000
88	C.J. Spiller	KOR	A - South Carolina (17-34)	11-28-2009
87	Billy Hair	Run	H - Furman (57-2)	11-18-1950
87	Steve Fuller to Jerry Butler	Pass	A - Maryland (28-24)	11-18-1978
87	Andre Ellington	KOR	H - Maryland (31-7)	10-16-2010
87	Trevor Lawrence to Amari Rodgers	Pass	A - Syracuse (41-6)	9-14-2019
86	Justin Miller	KOR	A - Florida State (22-41)	9-25-2004
86n	Van Smith	INT	N5 - Ohio State (31-0)	12-31-2004
86	Travis Etienne	Run	H - Wofford (59-14)	11-2-2019
85	Don Kelley	PR	A - Maryland (24-11)	10-31-1970
85n	Antwan Edwards	KOR	A - Virginia (18-20)	9-19-1998

N1 - Charlotte, N.C.; N2 - Montgomery, Ala.; N3 - Baltimore, Md.; N4 - Atlanta, Ga.; N5 - Glendale, Ariz. (Fiesta Bowl); N6 - Charlotte, N.C. (ACC Championship Game)

## PLAYS/RETURNS BY OPPONENT

Yds	Player(s)	Type	Site - Opp. (Score CU-Opp.)	Date
100	Larry Fallen	KOR	H - Virginia Tech (38-7)	10-7-1978
100	Victor Harris	KOR	H - Virginia Tech (23-41)	10-6-2007
100	T.J. Thorpe	KOR	H - North Carolina (59-38)	10-22-2011
100	Todd Gurley	KOR	A - Georgia (21-45)	8-30-2014
100	Traveon Samuel	KOR	A - Louisville (20-17)	9-17-2015
100	Nyheim Hines	KOR	A - NC State (56-41)	10-31-2015
100	Barion Brown	KOR	N4 - Kentucky (38-35)	12-29-2023
99	Darrell Blackman	KOR	A - NC State (42-20)	9-22-2007
99	Darwin Cook	FR	N2 - West Virginia (33-70)	1-4-2012
99	Brian Brewton	KOR	H - UConn (44-7)	11-13-2021
98	Doug Kotar	KOR	H - Kentucky (10-13)	9-11-1971
98	Steve Atkins	Run	A - Maryland (28-24)	11-18-1978
98n	Scott Woerner	INT	A - Georgia (16-20)	9-20-1980
98	Chris Weinke to Marvin Minnis	Pass	A - Florida State (7-54)	11-4-2000
97	Dick Christy	KOR	H - NC State (7-13)	10-5-1957
97	Gene Washington	KOR	A - Georgia (14-31)	9-22-1973
97	Leon Washington	KOR	A - Florida State (31-48)	10-3-2002
97	Brandon Sebastian	FR	H - Boston College (34-28)	10-31-2020
96	Quinton McCracken	KOR	H - Duke (49-17)	10-15-1988
96	Jeff Smith	KOR	A - Boston College (33-34)	9-9-2006
96	Benjamin Morrison	INT	A - Notre Dame (14-35)	11-5-2022
95	Kenyan Drake	KOR	N3 - Alabama (40-45)	1-11-2016
94n	Brandon Bennett & Reggie Richardson	KOR	H - South Carolina (7-33)	11-19-1994
94n	Jameis Winston to Nick O'Leary	Pass	H - Florida State (14-51)	10-19-2013
93n	Kevin Marion	KOR	A - Wake Forest (27-17)	10-7-2006
93	Hassan Hall	KOR	H - Louisville (77-16)	11-3-2018
92	John Schultz	KOR	H - Maryland (20-22)	11-15-1975
92	Jon Jeffries	KOR	A - Virginia Tech (22-10)	9-12-1987
91	Fred Gibson	KOR	A - Georgia (28-31)	8-31-2002
90	Floyd Reid	PR	A - Georgia (0-20)	9-28-1945

90	Dick Nolan	PR	H - Maryland (0-20)	10-3-1953
90	Marcus Mickel	KOR	A - Virginia Tech (27-7)	9-16-1989
90	Peter Warrick	PR	H - Florida State (28-35)	9-15-1997
90n	Lamarcus Joyner	KOR	A - Florida State (37-49)	9-22-2012
90	Ja'Had Carter	FR	H - Syracuse (27-21)	10-22-2022
88	Bernie Faloney	KOR	H - Maryland (0-20)	10-3-1953
87	Dennis Tabron	INT	H - Duke (17-34)	10-18-1980
87n	Kevin Tisdell	KOR	A - Georgia Tech (19-21)	10-13-1990
85	Matt Robinson to Gene Washington	Pass	H - Georgia (0-41)	9-18-1976
85	Gary Schofield to Tim Ryan	Pass	N1 - Wake Forest (21-17)	11-27-1982
85	Jamie Barnette to Torry Holt	Pass	H - NC State (39-46)	10-31-1998
85	Eric King	INT	A - Wake Forest (17-45)	11-1-2003
85	Ben Mauk to Jason Anderson	Pass	H - Wake Forest (37-30)	9-4-2004
85	Jerrard Tarrant	PR	A - Georgia Tech (27-30)	9-10-2009
85	Jamal Golden	INT	A - Georgia Tech (6-28)	11-15-2014

N1 - Tokyo, Japan; N2 - Miami Gardens, Fla. (Orange Bowl); N3 - Glendale, Ariz. (CFP National Championship Game); N4 - Jacksonville, Fla. (Gator Bowl)

## RUNS BY CLEMSON

Yds	Player, Pos.	Site - Opp. (Score CU-Opp.)	Date
90	Banks McFadden, TB	H - Presbyterian (18-0)	9-23-1939
90	Buck George, TB	A - Furman (34-14)	11-17-1951
90	Travis Etienne, RB	H - Georgia Tech (52-14)	8-29-2019
89	Wesley McFadden, TB	A - Virginia Tech (22-10)	9-12-1987
89	Derrick Witherspoon, TB	H - Maryland (29-0)	10-30-1993
89	Tavien Feaster, RB	A - NC State (38-31)	11-4-2017
88	Bobby Gage, TB	H - Presbyterian (76-0)	9-22-1945
88	Terrence Flagler, TB	A - Wake Forest (28-20)	11-1-1986
87	Billy Hair, TB	H - Furman (57-2)	11-18-1950
86	Travis Etienne, RB	H - Wofford (59-14)	11-2-2019
83	C.J. Spiller, RB	N1 - Auburn (20-23)	12-31-2007
82	Chuck McSwain, TB	A - Virginia (48-0)	10-9-1982
81	Jackie Calvert, TB	A - Missouri (34-0)	9-30-1950
81	Derrick Witherspoon, TB	H - App State (48-0)	9-22-1990
81	Travis Etienne, RB	A - Louisville (47-21)	9-16-2017
80	Jay Washington, TB	A - Georgia Tech (21-29)	9-29-1973
80	C.J. Spiller, RB	H - South Carolina (28-31)	11-25-2006

N1 - Atlanta, Ga.

## RUNS BY OPPONENT

Yds	Player	Site - Team (Score CU-Opp.)	Date
98	Steve Atkins	A - Maryland (28-24)	11-18-1978
84	Mike Voight	H - North Carolina (23-27)	11-6-1976
82	Davey Ford	A - Florida State (7-54)	11-4-2000
82	Anthony Allen	A - Georgia Tech (27-30)	9-10-2009
81	Willie Burden	H - NC State (23-31)	11-20-1971
80	Bobby Hall	A - NC State (24-19)	11-2-1968
80	Brashard Smith & Jacoby George	A - Miami (Fla.) (20-28)	10-21-2023

## PASS PLAYS BY CLEMSON

Yds	Players	Site - Opp. (Score CU-Opp.)	Date
97	Mark Fellers to Craig Brantley	H - Virginia (28-9)	11-16-1974
96	Tajh Boyd to Sammy Watkins	A - Virginia (59-10)	11-2-2013
91	Tajh Boyd to Sammy Watkins	A - Syracuse (49-14)	10-5-2013
87	Steve Fuller to Jerry Butler	A - Maryland (28-24)	11-18-1978
87	Trevor Lawrence to Amari Rodgers	A - Syracuse (41-6)	9-14-2019
83	Charlie Whitehurst to Airese Currie	A - North Carolina (42-12)	11-9-2002
83	Cullen Harper to C.J. Spiller	H - Duke (31-7)	11-15-2008
83	Trevor Lawrence to Amari Rodgers	A - Georgia Tech (73-7)	10-17-2020
82	Will Proctor to C.J. Spiller	A - Boston College (33-34)	9-9-2006
81	Joel Wells to Joe Pagliei	A - South Carolina (8-13)	10-21-1954
81	Billy Lott to Perry Tuttle	H - Furman (21-0)	9-8-1979
80	Jimmy Addison to Edgar McGee	A - Wake Forest (23-21)	10-29-1966
80	Willie Jordan to Craig Brantley	A - Georgia Tech (28-33)	9-27-1975
80	Homer Jordan to Perry Tuttle	H - Wofford (45-10)	9-5-1981
80	Nealon Greene to Joe Woods	H - Wake Forest (21-10)	9-28-1996
80	Nealon Greene to Tony Horne	A - Duke (13-6)	10-12-1996

N1 - Richmond, Va.

## PASS PLAYS BY OPPONENT

Yds	Players	Site - Team (Score CU-Opp.)	Date
98	Chris Weinke to Marvin Minnis	A - Florida State (7-54)	11-4-2000
94n	Jameis Winston to Nick O'Leary	H - Florida State (14-51)	10-19-2013
85	Matt Robinson to Gene Washington	H - Georgia (0-41)	9-18-1976
85	Gary Schofield to Tim Ryan	N1 - Wake Forest (21-17)	11-27-1982
85	Jamie Barnette to Torry Holt	H - NC State (39-46)	10-18-1998
85	Ben Mauk to Jason Anderson	H - Wake Forest (37-30)	9-4-2004
83	Rex Culpepper to Nykeim Johnson	H - Syracuse (47-21)	10-24-2020
81	Shawn Jones to Hector Rodriguez	H - Georgia Tech (14-30)	10-14-1989
80	Thad Busby to Peter Warrick	H - Florida State (28-35)	9-20-1997

N1 - Miami, Fla. (Orange Bowl)

## PUNT RETURNS BY CLEMSON

Yds	Player	Site - Opp. (Score CU-Opp.)	Date
108*	Richie Luzzi	A - Georgia (13-31)	10-28-1968
92	Jacoby Ford	H - Florida Atlantic (54-6)	9-2-2006
90	Shad Bryant	N1 - VMI (7-7)	10-8-1938
90	Bobby Gage	H - NC State (6-0)	10-2-1948
89	Darnell Stephens	H - Maryland (40-7)	11-16-1991



# LONGEST PLAYS

88	Mack Matthews	A - Wake Forest (24-7)	10-6-1962
88	Brian Mance	H - Georgia Tech (28-31)	10-28-2000
85	Don Kelley	A - Maryland (24-11)	10-31-1970

\* - missed field goal return

## PUNT RETURNS BY OPPONENT

Yds	Player	Site - Team (Score CU-Opp.)	Date
90	Floyd Reid	A - Georgia (0-20)	9-29-1945
90	Dick Nolan	H - Maryland (0-20)	10-3-1953
90	Peter Warrick	H - Florida State (28-35)	9-20-1997
85	Jerrard Tarrant	A - Georgia Tech (27-30)	9-10-2009

## KICKOFF RETURNS BY CLEMSON

Yds	Player	Site - Opp. (Score CU-Opp.)	Date
100	John Maxwell	N1 - Cumberland (11-11)	11-26-1903
100	Derrick Hamilton	A - Maryland (20-37)	11-10-2001
100	Derrick Hamilton	H - North Carolina (36-28)	10-25-2003
99	Bill Mathis	A - Georgia Tech (6-16)	10-3-1959
98	Hal Davis	H - Georgia (16-24)	10-13-1962
98	Doug Thomas	H - Long Beach State (59-0)	9-1-1990
98	Doug Thomas	N2 - Maryland (18-17)	9-15-1990
97	Justin Miller	A - Florida State (22-41)	9-25-2004
96	C.J. Spiller	N3 - Alabama (10-34)	8-30-2008
96	C.J. Spiller	H - Middle Tennessee (37-14)	9-5-2009
95	Joe Henderson	H - Georgia Tech (33-12)	9-26-1987

N1 - Montgomery, Ala.; N2 - Baltimore, Md.; N3 - Atlanta, Ga.

## KICKOFF RETURNS BY OPPONENT

Yds	Player	Site - Team (Score CU-Opp.)	Date
100	Larry Fallen	H - Virginia Tech (38-7)	10-7-1978
100	Victor Harris	H - Virginia Tech (23-41)	10-6-2007
100	T.J. Thorpe	H - North Carolina (59-38)	10-22-2011
100	Todd Gurley	A - Georgia (21-45)	8-30-2014
100	Traveon Samuel	A - Louisville (20-17)	9-17-2015
100	Nyheim Hines	A - NC State (56-41)	10-31-2015
100	Barion Brown	N2 - Kentucky (38-35)	12-29-2023
99	Darrell Blackman	A - NC State (42-20)	9-22-2007
99	Brian Brewton	H - UConn (44-7)	11-13-2021
98	Doug Kotar	H - Kentucky (10-13)	9-11-1971
97	Dick Christy	H - NC State (7-13)	10-5-1957
97	Gene Washington	A - Georgia (14-31)	9-22-1973
97	Leon Washington	A - Florida State (31-48)	10-3-2002
96	Quinton McCracken	H - Duke (49-17)	10-15-1988
96	Jeff Smith	A - Boston College (33-34)	9-9-2006
95	Kenyan Drake	N1 - Alabama (40-45)	1-11-2016

N1 - Glendale, Ariz. (CFP National Championship Game); N2 - Jacksonville, Fla. (Gator Bowl)

## INTERCEPTION RETURNS BY CLEMSON

Yds	Player	Site - Opp. (Score CU-Opp.)	Date
102	Don Kelley	H - Duke (10-21)	10-24-1970
98	Nate Wiggins	N2 - North Carolina (39-10)	12-3-2022
94	Rex Varn	A - NC State (33-10)	10-28-1978
93	Rex Varn	H - Maryland (14-21)	9-10-1977
90	Jimmy Quarles	A - Rice (20-14)	9-29-1951
86n	Van Smith	N1 - Ohio State (31-0)	12-31-2016
83n	Tim Childers	H - Western Carolina (21-10)	9-25-1982
82	Jock McKissic	H - South Carolina (28-31)	11-25-2006

N1 - Glendale, Ariz. (Fiesta Bowl); N2 - Charlotte, N.C. (ACC Championship Game)

## INTERCEPTION RETURNS BY OPPONENT

Yds	Player	Site - Team (Score CU-Opp.)	Date
98n	Scott Woerner	A - Georgia (16-20)	9-20-1980
96	Benjamin Morrison	A - Notre Dame (14-35)	11-5-2022
87	Dennis Tabron	H - Duke (17-34)	10-18-1980
85	Eric King	A - Wake Forest (17-45)	11-1-2003
85	Jamal Golden	A - Georgia Tech (6-28)	11-15-2014
83	Ernie Arizzi	H - Maryland (21-6)	11-16-1963
81	Mark Franklin	A - NC State (35-34)	10-27-1984

## FIELD GOALS BY CLEMSON

Yds	Player	Site - Opp. (Score CU-Opp.)	Date
61	Spencer Benton	H - Ball State (52-27)	9-8-2012
57	Obed Ariri	H - Wake Forest (26-0)	10-29-1977
57	Chris Gardocki	H - App State (48-0)	9-22-1990
55	Donald Igwebuike	A - NC State (38-29)	10-23-1982
55	Donald Igwebuike	A - Boston College (16-31)	9-10-1983
53	Donald Igwebuike	H - Duke (54-21)	10-20-1984
53	Chris Gardocki	N1 - Maryland (18-17)	9-15-1990
53	Nelson Welch	A - Maryland (23-53)	11-14-1992
53	Richard Jackson	A - Georgia Tech (27-30)	9-10-2009
52	Eddie Seigler	A - South Carolina (17-7)	11-27-1971
52	Eddie Seigler	A - Maryland (6-31)	11-11-1972
52	Obed Ariri	A - Virginia (27-24)	10-11-1980
52	Donald Igwebuike	H - Wofford (45-10)	9-5-1981
52	Donald Igwebuike	H - Wake Forest (37-14)	11-3-1984
52	Chris Gardocki	H - North Carolina (37-14)	11-5-1988
52	Nelson Welch	A - Georgia Tech (16-20)	9-26-1992
52	David Richardson	A - Wake Forest (33-16)	11-1-1997
52	Mark Buchholz	H - Wake Forest (44-10)	11-10-2007

52	Richard Jackson	H - Boston College (25-7)	9-19-2009
52	Jonathan Weitz	N5 - Kentucky (38-35)	12-29-2023
52	B.T. Potter	N2 - LSU (25-42)	1-13-2020
52	B.T. Potter	A - Wake Forest (37-13)	9-12-2020
52	B.T. Potter	A - Wake Forest (51-45)	9-24-2022
52	B.T. Potter	N4 - North Carolina (39-10)	12-3-2022
51	Chris Gardocki	A - Maryland (49-25)	11-12-1988
51	Chris Gardocki	H - Duke (26-7)	9-29-1990
51	Richard Jackson	A - Maryland (21-24)	10-3-2009
51	Chandler Catanzaro	H - Georgia Tech (55-31)	11-14-2013
51	B.T. Potter	H - Georgia Tech (52-14)	8-29-2019
51	B.T. Potter	A - Louisville (45-10)	10-19-2019
51	B.T. Potter	N3 - Iowa State (20-13)	12-29-2021
50	Bob Burgess	A - Duke (24-8)	10-10-1973
50	Chandler Catanzaro	A - Florida State (37-49)	9-22-2012
50	B.T. Potter	H - Boston College (34-28)	10-31-2020
50	B.T. Potter	H - Wake Forest (48-27)	11-20-2021
50	Jonathan Weitz	A - South Carolina (16-7)	11-25-2023

N1 - Baltimore, Md.; N2 - New Orleans, La. (CFP National Championship Game); N3 - Orlando, Fla. (Cheez-It Bowl); N4 - Charlotte, N.C. (ACC Championship Game); N5 - Jacksonville, Fla. (Gator Bowl)

## FIELD GOALS BY OPPONENT

Yds	Player	Site - Team (Score CU-Opp.)	Date
60	Kevin Butler	A - Georgia (23-26)	9-22-1984
57	Vince Fusco	H - Duke (18-18)	10-16-1976
55	Dustin Hopkins	A - Florida State (13-16)	11-13-2010
54	Johnny Duncan	A - Georgia Tech (21-10)	10-4-1969
54	Scott Hagler	A - South Carolina (24-17)	11-23-1985
54	Leigh Tiffin	N1 - Alabama (10-34)	8-30-2008
54	Brian Johnson	A - Virginia Tech (45-10)	12-5-2020
53	Shayne Graham	H - Virginia Tech (0-37)	9-12-1998
53	Matt Brooks	A - Duke (13-16)	11-13-2004
53	Chris Blewitt	H - Pittsburgh (42-43)	11-12-2016
52	Roger Pruett	A - Auburn (13-35)	10-23-1971
52	Sam Swank	H - Wake Forest (44-10)	11-10-2007
52	Graham Gano	A - Florida State (27-41)	11-8-2008
51	John Riley	A - Auburn (21-43)	10-14-1967
51	Kevin Butler	A - Georgia (23-26)	9-22-1984
51	Josh Scobee	H - Louisiana Tech (33-13)	9-7-2002
51	Matt Boshier	A - Miami (Fla.) (40-37)	10-24-2009
51	Andre Szmyt	H - Syracuse (27-23)	9-29-2018
51	Jonathan Doerer	N2 - Notre Dame (34-10)	12-19-2020
50	Scott Sisson	A - Georgia Tech (16-20)	9-26-1992
50	Bill Hollows	H - Wake Forest (21-10)	9-28-1996
50	Connor Hughes	A - Virginia (10-30)	10-7-2004
50	Roberto Aguayo	A - Florida State (17-23)	9-20-2014
50	Cole Murphy	H - Syracuse (16-6)	10-25-2014
50	Mike Weaver	A - Wake Forest (34-20)	11-6-2014

N1 - Atlanta, Ga.; N2 - Charlotte, N.C. (ACC Championship Game)

## PUNTS BY CLEMSON

Yds	Player	Site - Opp. (Score CU-Opp.)	Date
81	Mitch Tyner	H - Texas A&M (15-30)	10-6-1973
79	Dawson Zimmerman	H - North Texas (35-10)	9-4-2010
78	Chris Gardocki	H - South Carolina (24-15)	11-17-1990
76	Dawson Zimmerman	A - Boston College (10-16)	10-30-2010
75	Banks McFadden	A - Army West Point (6-21)	10-2-1937
75	Booty Payne	A - Boston College (26-13)	10-11-1941
75	Jamie Somaini	A - Florida State (7-54)	11-4-2000

## PUNTS BY OPPONENT

Yds	Player	Site - Team (Score CU-Opp.)	Date
81	Greg Davis	H - The Citadel (24-0)	10-4-1986
80	Jay Feltz	A - South Carolina (9-13)	11-24-1979
80	Brian Morton	H - Duke (58-7)	11-6-1999
80	Dom Maggio	A - Wake Forest (35-13)	11-19-2016
77	Gerald Burch	A - Georgia Tech (0-13)	11-8-1958
75	Riley Dixon	A - Syracuse (49-14)	10-5-2013
75	Trenton Gill	A - NC State (55-10)	11-9-2019

n - non-scoring play

# INDIVIDUAL GAME BESTS

## TOTAL OFFENSE YARDS BY CLEMSON

Yds	Rush	Pass	Player	Site - Opp. (Score CU-Opp.)	Date
588	8	580	Deshaun Watson	H - Pittsburgh (42-43)	11-12-2016
529	103	426	Tajh Boyd	H - NC State (62-48)	11-17-2012
517	184	333	Woodrow Dantzler	A - NC State (45-37)	10-13-2001
505	127	378	Tajh Boyd	N1 - Ohio State (40-35)	1-3-2014
478	73	405	Deshaun Watson	N2 - Alabama (40-45)	1-11-2016
473	105	368	Deshaun Watson	A - Syracuse (37-27)	11-14-2015
463	28	435	Deshaun Watson	H - North Carolina (50-35)	9-27-2014
463	43	420	Deshaun Watson	N3 - Alabama (35-31)	1-9-2017
460	63	397	Tajh Boyd	H - Georgia Tech (47-31)	10-6-2012
455	27	428	Tajh Boyd	A - Wake Forest (42-13)	10-25-2012

N1 - Miami Gardens, Fla. (Orange Bowl); N2 - Glendale, Ariz. (CFP National Championship Game); N3 - Tampa, Fla. (CFP National Championship Game)

## TOTAL OFFENSE YARDS BY OPPONENT

Yds	Rush	Pass	Player	Site - Team (Score CU-Opp.)	Date
521	58	463	Joe Burrow	N2 - LSU (25-42)	1-13-2020
509	-12	521	Chris Weinke	A - Florida State (7-54)	11-4-2000
490	-20	510	Jake Bentley	H - South Carolina (56-35)	11-24-2018
482	102	380	EJ Manuel	A - Florida State (37-49)	9-22-2012
474	-19	493	Mike Glennon	H - NC State (62-48)	11-17-2012
463	33	430	Kellen Mond	A - Texas A&M (28-26)	9-8-2018
457	162	295	Lamar Jackson	H - Louisville (42-36)	10-1-2016
450	-4	454	George Godsey	H - Georgia Tech (28-31)	10-28-2000
446	2	444	Jameis Winston	H - Florida State (14-51)	10-19-2013
433	26	407	Geno Smith	N1 - West Virginia (33-70)	1-4-2012

N1 - Miami Gardens, Fla. (Orange Bowl); N2 - New Orleans, La. (CFP National Championship Game)

## TOTAL OFFENSE PLAYS BY CLEMSON

PL	Player	Car-Yds	C-A-Y	Site - Team (Score CU-Opp.)	Date
79	Tajh Boyd	29-22	36-50-346	N1 - LSU (25-24)	12-31-2012
77	Cullen Harper	11-(-4)	38-66-372	H - Virginia Tech (23-41)	10-6-2007
77	Deshaun Watson	21-43	36-56-420	N3 - Alabama (35-31)	1-9-2017
75	Deshaun Watson	5-8	52-70-580	H - Pittsburgh (42-43)	11-12-2016
<b>74</b>	<b>Cade Klubnik</b>	<b>20-51</b>	<b>30-54-320</b>	<b>N4 - Tennessee (14-31)</b>	<b>12-30-2022</b>
67	Deshaun Watson	20-73	30-47-405	N2 - Alabama (40-45)	1-11-2016
65	Charlie Whitehurst	13-(-6)	34-52-420	A - Duke (34-31)	11-2-2002
65	Deshaun Watson	13-35	39-52-378	H - NC State (24-17)	10-15-2016
64	Patrick Sapp	9-5	25-55-273	A - Maryland (23-53)	11-14-1992
63	Deshaun Watson	10-55	27-53-292	H - Troy (30-24)	9-10-2016

N1 - Atlanta, Ga. (Chick-fil-A Bowl); N2 - Glendale, Ariz. (CFP National Championship Game); N3 - Tampa, Fla. (CFP National Championship Game); N4 - Miami Gardens, Fla. (Orange Bowl)

## TOTAL OFFENSE PLAYS BY OPPONENT

PL	Player	Car-Yds	C-A-Y	Site - Team (Score CU-Opp.)	Date
75	Lamar Jackson	31-162	27-44-295	H - Louisville (42-36)	10-1-2016
67	Casey Clausen	12-2	31-55-384	N2 - Tennessee (27-14)	1-2-2004
65	Brennan Armstrong	22-89	24-43-270	H - Virginia (41-23)	10-3-2020
64	D. Bryant	8-(-10)	23-56-283	H - Duke (59-31)	12-1-2001
63	Jay Venuto	7-36	28-56-293	A - Wake Forest (35-33)	11-1-1980
63	George Godsey	6-(-4)	35-57-454	H - Georgia Tech (28-31)	10-28-2000
63	Luke McCown	11-(-5)	25-52-328	N1 - Louisiana Tech (49-24)	12-31-2001
63	Joe Burrow	14-58	31-49-463	N3 - LSU (25-42)	1-13-2020
62	Randy Allen	5-(-19)	24-57-197	H - The Citadel (24-0)	10-4-1986
61	Shane Montgomery	5-3	30-56-297	A - NC State (30-10)	10-21-1989
61	Dwight Dasher	19-61	20-42-204	H - Middle Tennessee (37-14)	9-5-2009

N1 - Boise, Idaho (Humanitarian Bowl); N2 - Atlanta, Ga. (Peach Bowl); N3 - New Orleans, La. (CFP National Championship Game)

## RUSHING YARDS BY CLEMSON

Yds	Car.	Player	Site - Opp. (Score CU-Opp.)	Date
263	32	Raymond Priestner	H - Duke (34-17)	11-11-1995
260	27	Cliff Austin	H - Duke (49-14)	10-16-1982
234	33	Don King	A - Fordham (12-12)	11-8-1952
233	20	C.J. Spiller	N1 - Georgia Tech (34-39)	12-5-2009
228	25	Andre Ellington	N2 - Auburn (26-19)	9-1-2012
226	21	Wesley McFadden	A - Virginia Tech (22-10)	9-12-1987
220	18	Woodrow Dantzler	A - Virginia (31-10)	9-23-2000
216	21	James Davis	H - Georgia Tech (31-7)	10-21-2006
212	24	Andre Ellington	A - Maryland (56-45)	10-15-2011
212	9	Travis Etienne	H - Wofford (59-14)	11-2-2019

N1 - Tampa, Fla. (ACC Championship Game); N2 - Atlanta, Ga.

## RUSHING YARDS BY OPPONENT

Yds	Car.	Player	Site - Team (Score CU-Opp.)	Date
256	19	Steve Wadiak	A - South Carolina (14-14)	10-19-1950
249	45	James McDougald	A - Wake Forest (20-36)	10-9-1976
230	20	Larry Hopkins	A - Wake Forest (14-20)	10-17-1970
228	28	Mike Voight	A - North Carolina (38-35)	11-8-1975
227	24	Ted Brown	H - NC State (7-45)	10-25-1975
217	16	Brent Cunningham	A - Georgia Tech (7-28)	10-3-1970
214	29	Alvin Blount	N1 - Maryland (23-41)	11-17-1984
204	22	Bubba Bean	H - Texas A&M (15-30)	10-6-1973

N1 - Baltimore, Md.

## CARRIES BY CLEMSON

Car.	Yards	Player	Site - Opp. (Score CU-Opp.)	Date
36	133	Jim Shirley	A - NC State (6-0)	10-6-1951

36	202	Ray Yauger	H - Wake Forest (28-14)	10-18-1969
36	204	Raymond Priestner	A - Maryland (20-9)	10-25-1997
<b>36</b>	<b>186</b>	<b>Phil Mafah</b>	<b>H - Notre Dame (31-23)</b>	<b>11-4-2023</b>
35	201	Ray Yauger	H - North Carolina (24-14)	11-16-1968
33	163	Fred Cone	A - Auburn (41-0)	11-25-1950
33	234	Don King	A - Fordham (12-12)	11-8-1952
32	92	Buddy Gore	H - South Carolina (3-7)	11-23-1968
32	143	Terry Allen	A - Duke (17-21)	9-30-1989
32	263	Raymond Priestner	H - Duke (34-17)	11-11-1995

## CARRIES BY OPPONENT

Car.	Yards	Player	Site - Team (Score CU-Opp.)	Date
45	249	James McDougald	A - Wake Forest (14-20)	10-9-1976
38	195	Torin Kirtsey	H - Georgia (17-19)	10-7-1995
37	203	Branden Ore	A - Virginia Tech (7-24)	10-26-2006
37	143	Montel Harris	A - Boston College (10-16)	10-30-2010
35	113	Morgan Kane	H - Wake Forest (19-28)	9-26-1998
34	174	Toney Baker	H - NC State (20-14)	11-11-2006
33	131	Morgan Kane	H - Wake Forest (21-10)	9-28-1996
32	184	Don McCauley	H - North Carolina (7-42)	11-14-1970
32	178	Charlie Wysocki	H - Maryland (0-19)	9-15-1979
32	135	Corey Croom	H - Ball State (24-10)	9-5-1992
32	145	Tashard Choice	A - Georgia Tech (3-13)	9-29-2007

## PASSING YARDS BY CLEMSON

Yds	Co.-Att.	Player	Site - Opp. (Score CU-Opp.)	Date
580	52-70	Deshaun Watson	H - Pittsburgh (42-43)	11-12-2016
455	20-27	Tajh Boyd	A - Syracuse (49-14)	10-5-2013
439	29-44	DJ Uiagalelei	A - Notre Dame (40-47)	11-7-2020
435	27-36	Deshaun Watson	H - North Carolina (50-35)	9-27-2014
428	27-38	Tajh Boyd	A - Wake Forest (42-13)	10-25-2012
426	30-44	Tajh Boyd	H - NC State (62-48)	11-17-2012
420	34-52	Charlie Whitehurst	A - Duke (34-31)	11-2-2002
420	27-41	Deshaun Watson	H - Boston College (34-17)	10-17-2015
420	36-56	Deshaun Watson	N2 - Alabama (35-31)	1-9-2017
405	30-47	Deshaun Watson	N1 - Alabama (40-45)	1-11-2016

N1 - Glendale, Ariz. (CFP National Championship Game); N2 - Tampa, Fla. (CFP National Championship Game)

## PASSING YARDS BY OPPONENT

Yds	Comp.-Att.	Player	Site - Team (Score CU-Opp.)	Date
521	27-43	Chris Weinke	A - Florida State (7-54)	11-4-2000
510	32-50	Jake Bentley	H - South Carolina (56-35)	11-24-2018
493	29-53	Mike Glennon	H - NC State (62-48)	11-17-2012
463	31-49	Joe Burrow	N2 - LSU (25-42)	1-13-2020
454	35-57	George Godsey	H - Georgia Tech (28-31)	10-28-2000
444	22-34	Jameis Winston	H - Florida State (14-51)	10-19-2013
430	23-40	Kellen Mond	A - Texas A&M (28-26)	9-8-2018
418	27-41	John Kaleo	A - Maryland (23-53)	11-14-1992
407	32-43	Geno Smith	N1 - West Virginia (33-70)	1-4-2012
395	30-54	Terry Harvey	A - NC State (43-22)	9-30-1995

N1 - Miami Gardens, Fla. (Orange Bowl); N2 - New Orleans, La. (CFP National Championship Game)

## PASSING ATTEMPTS BY CLEMSON

Att.	Co.	Yds	Player	Site - Opp. (Score CU-Opp.)	Date
70	52	580	Deshaun Watson	H - Pittsburgh (42-43)	11-12-2016
66	38	372	Cullen Harper	H - Virginia Tech (23-41)	10-6-2007
56	36	420	Deshaun Watson	N1 - Alabama (35-31)	1-9-2017
55	25	273	Patrick Sapp	A - Maryland (23-53)	11-14-1992
55	31	288	Charlie Whitehurst	H - Miami (Fla.) (30-36)	9-17-2005
<b>54</b>	<b>30</b>	<b>320</b>	<b>Cade Klubnik</b>	<b>N2 - Tennessee (14-31)</b>	<b>12-30-2022</b>
53	21	271	Rodney Williams	H - NC State (28-30)	10-27-1987
53	27	292	Deshaun Watson	H - Troy (30-24)	9-10-2016
52	34	420	Charlie Whitehurst	A - Duke (34-31)	11-2-2002
52	39	378	Deshaun Watson	H - NC State (24-17)	10-15-2016

N1 - Tampa, Fla. (CFP National Championship Game); N2 - Miami Gardens, Fla. (Orange Bowl)

## PASSING ATTEMPTS BY OPPONENT

Att.	Co.	Yds	Player	Site - Team (Score CU-Opp.)	Date
57	24	197	Kip Allen	H - The Citadel (24-0)	10-4-1986
57	35	454	George Godsey	H - Georgia Tech (28-31)	10-28-2000
56	28	283	Jay Venuto	A - Wake Forest (35-33)	11-1-1980
56	30	297	Shane Montgomery	H - NC State (30-10)	10-21-1989
56	23	283	D. Bryant	H - Duke (59-31)	12-1-2001
55	31	384	Casey Clausen	N1 - Tennessee (27-14)	1-2-2004
54	30	395	Terry Harvey	A - NC State (43-22)	9-30-1995
53	34	367	Ben Bennett	A - Duke (38-31)	10-15-1983
53	29	493	Mike Glennon	H - NC State (62-48)	11-17-2012

N1 - Atlanta, Ga. (Peach Bowl)

## COMPLETIONS BY CLEMSON

Co.	Att.	Yds	Player	Site - Opp. (Score CU-Opp.)	Date
52	70	580	Deshaun Watson	H - Pittsburgh (42-43)	11-12-2016
39	52	378	Deshaun Watson	H - NC State (24-17)	10-15-2016
38	66	372	Cullen Harper	H - Virginia Tech (23-41)	10-6-2007
36	56	420	Deshaun Watson	N3 - Alabama (35-31)	1-9-2017
36	50	346	Tajh Boyd	N1 - LSU (25-24)	12-31-2012
35	48	368	Deshaun Watson	A - Syracuse (37-27)	11-14-2015
34	52	420	Charlie Whitehurst	A - Duke (34-31)	11-2-2002



# INDIVIDUAL GAME BESTS

33	48	400	Trevor Lawrence	N4 - Ohio State (28-49)	1-1-2021
32	48	304	Deshawn Watson	A - Georgia Tech (26-7)	9-22-2016
31	55	288	Charlie Whitehurst	H - Miami (Fla.) (30-36)	9-17-2005
31	40	378	Tajh Boyd	N2 - Ohio State (40-35)	1-3-2014

N1 - Atlanta, Ga. (Chick-fil-A Bowl); N2 - Miami Gardens, Fla. (Orange Bowl); N3 - Tampa, Fla. (CFP National Championship Game); N4 - New Orleans, La. (Sugar Bowl)

## COMPLETIONS BY OPPONENT

Co.	Att.	Yds	Player	Site - Team (Score CU-Opp.)	Date
35	57	454	George Godsey	H - Georgia Tech (28-31)	10-28-2000
34	53	367	Ben Bennett	A - Duke (38-31)	10-15-1983
33	48	271	Matt Schaub	H - Virginia (30-27)	10-11-2003
32	43	375	Kliff Kingsbury	N1 - Texas Tech (15-55)	12-23-2002
32	43	407	Geno Smith	N3 - West Virginia (33-70)	1-4-2012
32	50	510	Jake Bentley	H - South Carolina (56-35)	11-24-2018
32	44	238	Devin Leary	A - NC State (21-27)	9-25-2021
31	46	368	Bruce Gadd	A - Rice (10-29)	9-23-1972
31	55	385	Casey Clausen	N2 - Tennessee (27-14)	1-2-2004
31	47	315	Matt Ryan	H - Boston College (17-20)	11-17-2007
31	50	338	Ryan Finley	A - NC State (38-31)	11-4-2017
31	49	463	Joe Burrow	N4 - LSU (25-42)	1-13-2020
31	40	259	Tyler Huff	H - Furman (35-12)	9-10-2022

N1 - Orlando, Fla. (Tangerine Bowl); N2 - Atlanta, Ga. (Peach Bowl); N3 - Miami Gardens, Fla. (Orange Bowl); N4 - New Orleans, La. (CFP National Championship Game)

## COMPLETION PERCENTAGE BY CLEMSON

Pct.	Co.-Att.	Player	Site - Opp. (Score CU-Opp.)	Date
95.0	19-20	Cole Stoudt	H - South Carolina State (52-13)	9-7-2013
94.1	16-17	Woodrow Dantzler	H - The Citadel (38-0)	9-2-2000
90.9	20-22	Cullen Harper	H - Central Michigan (70-14)	10-20-2007
90.9	10-11	Cole Stoudt	H - Wake Forest (56-7)	9-28-2013
88.2	15-17	Kyle Parker	A - Wake Forest (30-10)	11-20-2010
85.7	12-14	DeChane Cameron	A - South Carolina (41-24)	11-23-1991
85.2	23-27	Woodrow Dantzler	A - NC State (45-37)	10-13-2001
84.6	11-13	Willie Jordan	A - Duke (21-25)	10-18-1975
84.2	16-19	Cullen Harper	H - Furman (38-10)	9-15-2007
84.2	16-19	Trevor Lawrence	H - Boston College (59-7)	10-26-2019

Note: Minimum 10 passing attempts.

## COMPLETION PERCENTAGE BY OPPONENT

Pct.	Co.-Att.	Player	Site - Team (Score CU-Opp.)	Date
100.0	11-11	Darian Durant	H - North Carolina (3-38)	10-20-2001
84.6	22-26	Terry Jordan	A - NC State (24-17)	10-20-1990
83.3	10-12	Braxton Burmeister	A - Virginia Tech (45-10)	12-5-2020
81.8	9-11	Bob Avelini	A - Maryland (6-31)	11-11-1972
81.2	13-16	Mike Cavan	A - Georgia (0-38)	9-26-1970
80.0	16-20	Art Schlichter	N1 - Ohio State (17-15)	12-29-1978
80.0	20-25	Cory Randolph	A - Wake Forest (27-31)	10-1-2005
78.6	22-28	Justin Fields	N2 - Ohio State (28-49)	1-1-2021
78.3	18-23	Riley Skinner	A - Wake Forest (27-17)	10-7-2006
77.5	31-40	Tyler Huff	H - Furman (35-12)	9-10-2022

N1 - Jacksonville, Fla. (Gator Bowl); N2 - New Orleans, La. (Sugar Bowl); Note: Minimum 10 passing attempts.

## PASSING EFFICIENCY BY CLEMSON

Eff.	Player	C-A-Yds-I-TD	Site - Opp. (Score CU-Opp.)	Date
310.7	Bobby Gage	9-11-245-1-2	A - Furman (42-0)	11-8-1947
282.1	Harvey White	8-10-162-0-2	A - South Carolina (27-0)	10-22-1959
261.9	Tajh Boyd	20-27-455-2-5	A - Syracuse (49-14)	10-5-2013
261.1	Cullen Harper	20-22-273-1-5	H - Central Michigan (70-14)	10-20-2007
257.9	Trevor Lawrence	16-19-275-0-3	H - Boston College (59-7)	10-26-2019
253.9	Cullen Harper	16-19-266-0-3	H - Furman (38-10)	9-15-2007
251.3	Trevor Lawrence	12-16-218-0-3	H - Wofford (59-14)	11-2-2019
248.8	Nealon Greene	8-11-152-0-2	A - NC State (43-22)	9-30-1995
248.0	Trevor Lawrence	16-22-302-0-4	N1 - Virginia (62-17)	12-7-2019
247.2	Woodrow Dantzler	16-17-192-0-3	H - The Citadel (38-0)	9-2-2000

N1 - Charlotte, N.C. (ACC Championship Game); Note: Minimum 10 passing attempts.

## PASSING EFFICIENCY BY OPPONENT

Eff.	Player	C-A-Yds-I-TD	Site - Team (Score CU-Opp.)	Date
323.1	Jeff Grantz	9-12-158-0-5	A - South Carolina (20-56)	11-22-1975
270.5	Scotty Glacken	8-12-134-0-4	A - Duke (30-35)	10-19-1963
257.6	Justin Fields	22-28-385-1-6	N1 - Ohio State (28-49)	1-1-2021
256.5	Billy Lothridge	7-10-128-1-3	A - Georgia Tech (9-26)	9-22-1962
242.5	Mike Elkins	11-16-213-0-3	A - Wake Forest (38-21)	10-29-1988
234.9	Sam Hartman	20-29-337-0-6	A - Wake Forest (51-45)	9-24-2022
226.9	Clyde Walker	10-14-165-1-3	H - Florida State (7-43)	11-1-1975
213.0	Mike Tice	9-13-144-0-2	A - Maryland (7-34)	11-15-1980
207.7	Connor Shaw	14-20-210-0-3	A - South Carolina (13-34)	11-26-2011
205.2	Joe Hamilton	22-30-322-2-5	A - Georgia Tech (42-45)	11-13-1999

N1 - New Orleans, La. (Sugar Bowl); Note: Minimum 10 passing attempts.

## RECEPTIONS BY CLEMSON

Rec.	Yards	Player	Site - Opp. (Score CU-Opp.)	Date
16	227	Sammy Watkins	N1 - Ohio State (40-35)	1-3-2014
15	202	Mike Williams	H - Pittsburgh (42-43)	11-12-2016
14	163	Sammy Watkins	A - Maryland (40-27)	10-26-2013
13	119	DeAndre Hopkins	N2 - Auburn (26-19)	9-1-2012
13	191	DeAndre Hopkins	N2 - LSU* (25-24)	12-31-2012

13	125	Artavis Scott	H - Pittsburgh (42-43)	11-12-2016
12	133	Airese Currie	H - Middle Tennessee (37-14)	9-13-2003
12	73	Artavis Scott	A - Syracuse (37-27)	11-14-2015
12	146	Mike Williams	H - NC State (24-17)	10-15-2016
11	129	Phil Rogers	A - North Carolina (13-17)	11-6-1965
11	111	Rod Gardner	H - Marshall (10-13)	9-4-1999
11	156	Chansi Stuckey	H - Florida State (35-14)	11-12-2005
11	124	Chansi Stuckey	A - Boston College (33-34)	9-9-2006
11	174	Aaron Kelly	H - Virginia Tech (23-41)	10-6-2007
11	100	Tyler Grisham	H - Virginia Tech (23-41)	10-6-2007
11	197	DeAndre Hopkins	A - Boston College (45-31)	9-29-2012
11	110	Sammy Watkins	H - NC State (62-48)	11-17-2012
11	105	Cornell Powell	H - Boston College (34-28)	10-31-2020

\* - Chick-fil-A Bowl; N1 - Miami Gardens, Fla. (Orange Bowl); N2 - Atlanta, Ga.

## RECEPTIONS BY OPPONENT

Rec.	Yards	Player	Site - Opp. (Score CU-Opp.)	Date
14	209	Kelly Campbell	H - Georgia Tech (28-31)	10-28-2000
14	116	Emeka Emezie	A - NC State (21-27)	9-25-2021
13	209	Henley Carter	H - Duke (39-22)	10-19-1968
13	149	Wes Chesson	A - Duke (10-21)	10-24-1970
13	132	Mark Militello	A - Duke (38-31)	10-15-1983
13	95	Ryan Miller	H - Furman (35-12)	9-10-2022
12	115	Phil Denfeld	H - Wake Forest (82-24)	10-31-1981
12	123	Tavon Austin	N1 - West Virginia (33-70)	1-4-2012
12	108	LaJohntay Wester	H - Florida Atlantic (48-14)	9-16-2023
11	131	Larry Seivers	A - Tennessee (19-21)	10-2-1976
11	113	John Tice	A - Maryland (24-22)	11-13-1982
11	114	Joey Gibson	H - App State (23-12)	9-6-1997
11	225	Torry Holt	H - NC State (39-46)	10-31-1998

AIRESE CURRIE HAD 12  
RECEPTIONS FOR 133  
YARDS AGAINST MIDDLE  
TENNESSEE IN 2003.



# INDIVIDUAL GAME BESTS

11	121	Peter Warrick	H - Florida State (14-17)	10-23-1999
11	78	Wali Lundy	A - Virginia (17-22)	10-12-2002
11	92	Andre Callender	H - Boston College (17-20)	11-17-2007
11	93	Deondre Douglas	H - Troy (30-24)	9-10-2016
11	163	Tyler Hudson	H - Louisville (31-16)	11-12-2022
11	100	Josh Downs	N2 - North Carolina (39-10)	12-3-2022

N1 - Miami Gardens, Fla. (Orange Bowl); N2 - Charlotte, N.C. (ACC Championship Game)

## RECEIVING YARDS BY CLEMSON

Yds	Rec.	Player	Site - Opp. (Score CU-Opp.)	Date
227	16	Sammy Watkins	N1 - Ohio State (40-35)	1-3-2014
202	8	Sammy Watkins	A - Wake Forest (42-13)	10-25-2012
202	15	Mike Williams	H - Pittsburgh (42-43)	11-12-2016
197	11	DeAndre Hopkins	A - Boston College (45-31)	9-29-2012
191	13	DeAndre Hopkins	N2 - LSU (25-24)	12-31-2012
185	7	Artavis Scott	H - South Carolina (35-17)	11-29-2014
182	7	Rod Gardner	A - North Carolina (38-24)	10-21-2000
182	9	Tee Higgins	N3 - Virginia (62-17)	12-7-2019
178	6	Tee Higgins	H - The Citadel (61-3)	11-18-2017
176	5	Martavis Bryant	H - Georgia Tech (55-31)	11-14-2013
176	6	Cornell Powell	H - Pittsburgh (52-17)	11-28-2020

N1 - Miami Gardens, Fla. (Orange Bowl); N2 - Atlanta, Ga. (Chick-fil-A Bowl); N3 - Charlotte, N.C. (ACC Championship Game)

## RECEIVING YARDS BY OPPONENT

Yds	Rec.	Player	Site - Opp. (Score CU-Opp.)	Date
249	8	Peter Warrick	H - Florida State (28-35)	9-20-1997
225	11	Torry Holt	H - NC State (39-46)	10-31-1998
221	9	Ja'Marr Chase	N2 - LSU (25-42)	1-13-2020
219	7	Tobais Palmer	H - NC State (62-48)	11-17-2012
210	10	Deebo Samuel	H - South Carolina (56-35)	11-24-2018
209	13	Henley Carter	H - Duke (39-22)	10-19-1968
209	14	Kelly Campbell	H - Georgia Tech (28-31)	10-28-2000
208	5	O.J. Howard	N1 - Alabama (40-45)	1-11-2016
193	8	Alex Amidon	A - Boston College (45-31)	9-29-2012
184	9	Marcus Baggett	A - Maryland (23-53)	11-14-1992

N1 - Glendale, Ariz. (CFP National Championship Game); N2 - New Orleans, La. (CFP National Championship Game)

## POINTS BY CLEMSON

Pts	Player	TD	XP	Site - Opp. (Score CU-Opp.)	Date
33	Maxcey Welch	5	3	H - Newberry (75-0)	10-17-1930
30	Stumpy Banks	5	0	A - Furman (38-0)	10-13-1917
24	Boo Armstrong	4	0	A - South Carolina (39-0)	11-2-1918
24	Fred Cone	4	0	A - Auburn (41-0)	11-25-1950
24	Terrence Flagler	4	0	A - Wake Forest (28-20)	11-1-1986
24	Emory Smith	4	0	A - Wake Forest (29-14)	9-16-1995
24	Travis Zachery	4	0	H - Duke (58-7)	11-6-1999
24	Travis Zachery	4	0	H - Duke (59-31)	12-1-2001
24	Chad Jasmin	4	0	A - South Carolina (63-17)	11-22-2003
24	James Davis	4	0	H - North Carolina (52-7)	9-23-2006
24	C.J. Spiller	4	0	N1 - Georgia Tech (34-39)	12-5-2009
24	Phil Mafah	4	0	N2 - Kentucky (38-35)	12-29-2023

N1 - Tampa, Fla. (ACC Championship Game); N2 - Jacksonville, Fla. (Gator Bowl)

## POINTS BY OPPONENT

Pts	Player	TD	XP	Site - Opp. (Score CU-Opp.)	Date
24	Kevin McLee	4	0	A - Georgia (7-35)	10-4-1975
24	Ted Brown	4	0	H - N.C.State (7-45)	10-25-1975
24	Torry Holt	4	0	H - NC State (39-46)	10-31-1998
24	LaMont Jordan	4	0	A - Maryland (42-30)	10-16-1999
24	Tavon Austin	4	0	N1 - West Virginia (33-70)	1-4-2012
24	Todd Gurley	4	0	A - Georgia (21-45)	8-30-2014
24	Dalvin Cook	4	0	A - Florida State (37-34)	10-29-2016

N1 - Miami Gardens, Fla. (Orange Bowl)

## FIELD GOALS BY CLEMSON

FG	Distances	Player	Site - Opp. (Score CU-Opp.)	Date
6	(21, 21, 25, 18, 44, 42)	Jad Dean	H - Texas A&M (25-24)	9-3-2005
6	(23, 33, 32, 52, 42, 35)	Richard Jackson	H - Boston College (25-7)	9-19-2009
5	(31, 42, 32, 46, 41)	Nelson Welch	H - NC State (29-19)	10-26-1991
5	(30, 53, 43, 31, 32)	Nelson Welch	A - Maryland (23-53)	11-14-1992
5	(34, 37, 47, 34, 20)	Nelson Welch	A - North Carolina (28-17)	11-5-1994
5	(38, 42, 18, 20, 47)	Chandler Catanzaro	H - Boston College (36-14)	10-8-2011
4	(49, 26, 24, 57)	Obed Ariri	H - Wake Forest (26-0)	10-29-1979
4	(30, 33, 44, 17)	Obed Ariri	A - North Carolina (19-10)	11-10-1979
4	(19, 45, 39, 30)	Obed Ariri	A - NC State (20-24)	10-25-1980
4	(47, 25, 30, 25)	Chris Gardocki	H - Georgia (34-3)	10-6-1990
4	(38, 20, 45, 44)	Chris Gardocki	A - Georgia Tech (19-21)	10-13-1990
4	(25, 47, 30, 20)	Matt Padgett	A - NC State (19-17)	9-13-1997
4	(52, 34, 30, 35)	David Richardson	A - Wake Forest (33-16)	11-1-1997
4	(25, 22, 39, 24)	David Richardson	H - Furman (33-0)	9-5-1998
4	(47, 22, 38, 37)	Aaron Hunt	H - Louisiana Tech (33-13)	9-7-2002
4	(29, 35, 22, 42)	Aaron Hunt	H - Maryland (12-30)	11-16-2002
4	(23, 35, 32, 37)	Aaron Hunt	H - Florida State (26-10)	11-8-2003
4	(21, 47, 36, 42)	Jad Dean	H - NC State (26-20)	10-30-2004
4	(27, 32, 25, 22)	Jad Dean	H - Maryland (12-13)	11-4-2006
4	(28, 46, 29, 25)	Mark Buchholz	A - NC State (42-20)	9-22-2007
4	(24, 40, 37, 18)	Chandler Catanzaro	N1 - Auburn (26-19)	9-1-2012

4	(31, 29, 25, 24)	Chandler Catanzaro	A - Maryland (40-27)	10-26-2013
4	(25, 45, 46, 30)	B.T. Potter	A - Notre Dame (40-47)	11-7-2020
4	(18, 40, 35, 42)	B.T. Potter	H - Boston College (19-13)	10-2-2021

N1 - Atlanta, Ga.

## YARDS ON FIELD GOALS BY CLEMSON

Yds	Distances	Player	Site - Opp. (Score CU-Opp.)	Date
217	(23, 33, 32, 52, 42, 35)	Richard Jackson	H - Boston College (25-7)	9-19-2009
192	(31, 42, 32, 46, 41)	Nelson Welch	H - NC State (29-19)	10-26-1991
189	(30, 53, 43, 31, 32)	Nelson Welch	A - Maryland (23-53)	11-14-1992
172	(34, 37, 47, 34, 20)	Nelson Welch	A - North Carolina (28-17)	11-5-1994
171	(21, 21, 25, 18, 44, 42)	Jad Dean	H - Texas A&M (25-24)	9-3-2005
165	(38, 42, 18, 20, 47)	Chandler Catanzaro	H - Boston College (36-14)	10-8-2011
156	(49, 26, 24, 57)	Obed Ariri	H - Wake Forest (26-0)	10-29-1979
151	(52, 34, 30, 35)	David Richardson	A - Wake Forest (33-16)	11-1-1997
147	(38, 20, 45, 44)	Chris Gardocki	A - Georgia Tech (19-21)	10-13-1990
146	(21, 47, 36, 42)	Jad Dean	H - NC State (26-20)	10-30-2004
146	(48, 52, 46)	Mark Buchholz	H - Wake Forest (44-10)	11-10-2007
146	(25, 45, 46, 30)	B.T. Potter	A - Notre Dame (40-47)	11-7-2020

## PUNT RETURN YARDS BY CLEMSON

Yds	Returns	Player	Site - Opp. (Score CU-Opp.)	Date
167	4	Don Kelley	A - Maryland (24-11)	10-20-1970
126	5	Donnell Woolford	H - Georgia Tech (33-12)	9-26-1987
119	3	C.J. Spiller	H - Boston College (25-7)	9-19-2009
116	4	Darnell Stephens	H - Maryland (40-7)	11-16-1991
107	8	Adam Humphries	H - Louisville (23-17)	10-11-2014
106	7	Tony Horne	H - UTEP (39-7)	10-4-1997
105	3	Brian Mance	H - Georgia Tech (28-31)	10-28-2000
102	2	Richie Luzzi	A - Georgia (13-31)	9-27-1969

## KICKOFF RETURN YARDS BY CLEMSON

Yds	Returns	Player	Site - Team (Score CU-Opp.)	Date
282	6	Justin Miller	A - Florida State (22-41)	9-25-2004
207	5	Sammy Watkins	A - Maryland (56-45)	10-15-2011
174	5	David Thomas	A - Georgia Tech (9-31)	10-7-1972
160	7	John Shields	H - Alabama (13-38)	10-25-1969
159	6	Dennis Goss	A - North Carolina (13-26)	11-6-1971
158	4	Terrance Roulhac	H - South Carolina (21-21)	11-22-1986
153	2	Derrick Hamilton	A - Maryland (20-37)	11-10-2001
152	4	Justin Miller	H - Maryland (12-30)	11-16-2002
152	4	C.J. Spiller	N1 - Alabama (10-34)	8-30-2008
143	3	Bill Mathis	A - Georgia Tech (6-16)	10-25-1959
143	7	Sammy Watkins	N2 - West Virginia (33-70)	1-4-2012

N1 - Atlanta, Ga.; N2 - Miami Gardens, Fla. (Orange Bowl)

## RETURN YARDS (PR, KOR, IR) BY CLEMSON

Yds	Method	Player	Site - Opp. (Score CU-Opp.)	Date
282	(282 KOR)	Justin Miller	A - Florida State (22-41)	9-25-2004
223	(167 PR, 56 IR)	Don Kelley	A - Maryland (24-11)	10-31-1970
207	(207 KOR)	Sammy Watkins	A - Maryland (56-45)	10-15-2011
174	(174 KOR)	David Thomas	A - Georgia Tech (9-31)	10-7-1972
165	(26 PR, 139 KOR)	Marcus Gilchrist	H - South Carolina (7-29)	11-27-2010
161	(9 PR, 152 KOR)	C.J. Spiller	N1 - Alabama (10-34)	8-30-2008
160	(160 KOR)	John Shields	H - Alabama (13-38)	10-25-1969
159	(159 KOR)	Dennis Goss	A - North Carolina (13-26)	11-6-1971
159	(62 PR, 97 KOR)	C.J. Spiller	N2 - Nebraska (21-26)	1-1-2009
159	(63 PR, 96 KOR)	C.J. Spiller	H - Middle Tennessee (37-14)	9-5-2009

N1 - Atlanta, Ga.; N2 - Jacksonville, Fla. (Gator Bowl)

## ALL-PURPOSE YARDS BY CLEMSON

Yds	Player	Opponent	Year	Rush	Rec.	PR	KOR
345	Sammy Watkins	Maryland	2011	33	105	0	207
312	C.J. Spiller	Florida State	2009	165	67	9	71
310	C.J. Spiller	at Miami (Fla.)	2009	81	104	---	125
301	C.J. Spiller	Georgia Tech*	2009	233	5	---	63
284	Sammy Watkins	Georgia Tech	2011	7	153	---	124
282	Justin Miller	at Florida State	2004	---	---	---	282
274	Terrence Flagler	at Wake Forest	1986	209	65	---	---
268	Sammy Watkins	Ohio State^	2013	3	227	---	38
267	Tony Horne	Florida State	1997	---	131	27	109
264	Andre Ellington	Boston College	2012	132	3	---	129
264	Travis Etienne	Boston College	2020	84	140	---	40

\* - Tampa, Fla. (ACC Championship Game); ^ - Miami Gardens, Fla. (Orange Bowl)

## PUNTING AVERAGE BY CLEMSON

Avg.	Att.-Yds	Player	Site - Opp. (Score CU-Opp.)	Date
55.3	3-166	Dale Hatcher	H - Kentucky (24-6)	10-2-1982
53.6	5-268	Will Spiers	H - Syracuse (47-21)	10-24-2020
53.3	4-213	Aidan Swanson	H - Florida State (24-31)	9-23-2023
52.7	3-158	Will Spiers	H - Miami (Fla.) (42-17)	10-10-2020
52.0	5-260	Banks McFadden	A - George Washington (13-6)	11-3-1939
51.8	4-207	Dale Hatcher	H - Georgia (16-16)	9-17-1983
51.8	4-207	Will Spiers	A - Louisville (47-21)	9-16-2017
51.5	6-309	Dawson Zimmerman	H - North Texas (35-10)	9-4-2010
51.5	4-206	Will Spiers	H - Florida State (30-20)	10-30-2021
51.0	6-306	Dale Hatcher	A - Kentucky (21-3)	10-3-1981
50.8	4-203	Joe Paglieli	H - Maryland (12-25)	11-12-1955

Note: Minimum three punts.



# 100-YARD INDIVIDUAL RUSHING GAMES

Yds	Car	Player	Opponent	Result	Date	Site
263	32	Raymond Priestler	Duke	W, 34-17	11-11-1995	H
260	27	Cliff Austin	Duke	W, 49-14	10-16-1982	H
234	33	Don King	Fordham	T, 12-12	11-8-1952	A
233	20	C.J. Spiller	Georgia Tech	L, 34-39	12-5-2009	N
228	25	Andre Ellington	Auburn	W, 26-19	9-1-2012	N
226	32	Wesley McFadden	Virginia Tech	W, 22-10	9-12-1987	A
220	18	Woodrow Dantzler	Virginia	W, 31-10	9-23-2000	A
216	21	James Davis	Georgia Tech	W, 31-7	10-21-2006	H
212	24	Andre Ellington	Maryland	W, 56-45	10-15-2011	A
212	9	Travis Etienne	Wofford	W, 59-14	11-2-2019	H
210	30	Terrence Flagler	Virginia	W, 31-17	10-11-1986	A
209	22	Terrence Flagler	Wake Forest	W, 28-20	11-1-1986	A
205	12	Travis Etienne	Georgia Tech	W, 52-14	8-29-2019	H
204	15	Buck George	Presbyterian	W, 53-13	9-20-1952	H
204	36	Raymond Priestler	Maryland	W, 20-9	10-25-1997	A
203	27	Travis Etienne	Syracuse	W, 27-23	9-29-2018	H
202	36	Ray Yaeger	Wake Forest	W, 28-14	10-18-1969	H
201	35	Ray Yaeger	North Carolina	W, 24-14	11-16-1968	H
197	27	Ken Callicutt	South Carolina	W, 39-21	11-23-1974	H
192	18	Butch Butler	Presbyterian	W, 32-13	9-19-1942	H
192	14	Travis Etienne	Louisville	W, 45-10	10-19-2019	A
191	27	Wayne Gallman	South Carolina	W, 35-17	11-29-2014	H
191	24	Kobe Pace	Wake Forest	W, 48-27	11-27-2021	H
189	31	Buddy Gore	South Carolina	W, 23-12	11-25-1967	A
187	30	Raymond Priestler	Wake Forest	W, 21-10	9-28-1996	H
187	28	Wayne Gallman	North Carolina	W, 45-37	12-5-2015	N
186	30	Kevin Mack	Maryland	W, 52-27	11-12-1983	H
186	36	Phil Mafah	Notre Dame	W, 31-23	11-4-2023	H
185	20	Ronald Williams	Virginia	T, 20-20	10-12-1991	H
184	23	Woodrow Dantzler	NC State	W, 45-37	10-13-2001	A
183	27	Terry Allen	Virginia	W, 38-21	10-10-1987	H
183	14	Ronald Williams	App State	W, 48-0	9-22-1990	H
183	22	Woodrow Dantzler	Maryland	W, 42-30	10-16-1999	A
182	6	Bobby Gage	Presbyterian	W, 42-0	9-20-1947	H
179	13	Hal Davis	Virginia	W, 29-7	10-31-1964	H
178	19	Lester Brown	Virginia	W, 30-14	10-14-1978	A
178	19	Cliff Austin	Duke	W, 38-10	10-17-1981	A

## 100-YARD RUSHING GAMES

Player	Years	Gms	James Davis	2005-08	14
Travis Etienne	2017-20	20	C.J. Spiller	2006-09	12
Wayne Gallman	2014-16	17	Andre Ellington	2009-12	12
Raymond Priestler	1994-97	15			

177	26	Larry Gressette	Auburn	W, 34-0	11-24-1951	H
177	17	Terrence Flagler	The Citadel	W, 24-0	10-4-1986	H
175	14	Jackie Calvert	Missouri	W, 34-0	9-30-1950	A
175	24	Joel Wells	Furman	W, 40-20	11-26-1955	A
175	25	Raymond Priestler	Georgia Tech	W, 28-25	10-19-1996	H
174	14	Billy Hair	Presbyterian	W, 53-6	9-22-1951	H
173	15	Banks McFadden	Presbyterian	W, 18-0	9-23-1939	H
172	19	Derrick Witherspoon	Maryland	W, 29-0	10-30-1993	H
172	31	Wayne Gallman	NC State	W, 56-41	10-31-2015	A
172	27	Will Shipley	Syracuse	W, 27-21	10-22-2022	H
170	19	Ken Callicutt	North Carolina	W, 54-32	11-9-1974	H
167	29	Terry Allen	North Carolina	W, 37-14	11-5-1988	H
167	10	Travis Etienne	Wake Forest	W, 63-3	10-6-2018	A
166	15	Woodrow Dantzler	Wake Forest	W, 55-7	9-16-2000	H
166	24	James Davis	NC State	W, 42-20	9-22-2007	A
166	20	Andre Ellington	Georgia Tech	W, 27-13	10-23-2010	H
165	22	C.J. Spiller	Florida State	W, 40-24	11-7-2009	H
165	22	Andre Ellington	Wofford	W, 35-27	9-10-2011	H
164	25	Woodrow Dantzler	Georgia Tech	W, 47-44 <sup>(OT)</sup>	9-29-2001	A
163	33	Fred Cone	Auburn	W, 41-0	11-25-1950	A
163	25	Joe Henderson	North Carolina	W, 35-3	11-4-1989	A
163	24	Rodney Blunt	Duke	W, 33-21	12-1-1991	N
163	22	Raymond Priestler	Maryland	W, 17-0	10-21-1995	A
163	10	Lyn-J Dixon	Wake Forest	W, 63-3	10-6-2018	A
162	16	Travis Etienne	Georgia Southern	W, 38-7	9-15-2018	H
161	13	Ray Mathews	Presbyterian	W, 69-7	9-17-1949	H
161	30	Roderick McDowell	Maryland	W, 40-27	10-26-2013	A
161	22	Wayne Gallman	Wake Forest	W, 35-13	11-16-2016	A
160	19	Ed Maness	Rhodes	T, 12-12	11-16-1940	A
159	17	Louis Solomon	Wake Forest	W, 24-8	10-29-1994	H
156	12	Travis Etienne	Pittsburgh	W, 42-10	12-1-2018	N
155	10	C.J. Spiller	South Carolina	L, 28-31	11-25-2006	H
154	28	Lester Brown	North Carolina	W, 13-9	11-11-1978	H
154	16	Terry Allen	Wake Forest	W, 38-21	10-29-1988	A
154	27	Raymond Priestler	Wake Forest	W, 29-14	9-16-1995	A
154	18	C.J. Spiller	NC State	W, 20-14	11-11-2006	H
153	8	Travis Etienne	Louisville	W, 77-16	11-3-2018	H
152	5	Ken Moore	The Citadel	W, 59-0	11-27-1954	H
152	22	Wade Hughes	Wake Forest	W, 31-0	10-28-1972	A
151	25	Chuck McSwain	South Carolina	W, 29-13	11-21-1981	A
151	25	Raymond Priestler	LSU	L, 7-10	12-28-1996	N
151	29	Travis Zachery	Maryland	W, 35-14	10-14-2000	H
150	18	Kevin Mack	Duke	W, 38-31	10-15-1983	A
150	28	James Davis	Colorado	W, 19-10	12-27-2005	N
150	26	Wayne Gallman	Oklahoma	W, 37-17	12-31-2015	N
150	28	Travis Etienne	South Carolina	W, 56-35	11-24-2018	H
149	17	Travis Etienne	Miami (Fla.)	W, 42-17	10-10-2020	H
148	27	Kenny Flowers	Minnesota	L, 13-20	12-21-1985	N
147	31	Travis Zachery	NC State	W, 34-27	10-7-2000	H
146	22	Sid Tinsley	South Carolina	W, 20-13	10-19-1944	A
146	23	Ray Yaeger	Georgia Tech	W, 21-10	10-4-1969	A
146	11	Don Testerman	Tennessee	L, 28-29	10-26-1974	A
146	25	Marvin Sims	Georgia	W, 12-7	9-22-1979	H
146	30	Raymond Priestler	NC State	W, 40-17	11-16-1996	H
145	19	Fred Cone	Furman	W, 57-2	11-18-1950	H
145	24	Terry Allen	Virginia	W, 10-7	10-8-1988	A
145	27	James Davis	South Carolina	W, 13-9	11-19-2005	A
145	24	Deshawn Watson	Oklahoma	W, 37-17	12-31-2015	N
144	8	Bobby Gage	Presbyterian	W, 76-0	9-22-1945	H
144	31	Hugh Mauldin	TCU	W, 3-0	10-23-1965	H
143	22	Fred Cone	Presbyterian	W, 54-0	9-23-1950	H
143	32	Terry Allen	Duke	L, 17-21	9-30-1989	A
143	12	James Davis	NC State	W, 31-10	10-13-2005	A
143	11	James Davis	Louisiana Tech	W, 51-0	9-30-2006	H
143	27	Jamie Harper	Florida State	L, 13-16	11-13-2010	A
142	24	Jamie Harper	Wake Forest	W, 30-10	11-20-2010	A
141	18	Bobby Gage	Auburn	W, 34-18	11-22-1947	H
141	20	Billy Hair	Furman	W, 57-2	11-18-1950	H
141	31	Ray Yaeger	Duke	L, 27-34	11-8-1969	A
141	23	Kenny Flowers	Wake Forest	W, 26-10	11-2-1985	H
141	16	Rodney Blunt	Virginia	W, 29-28	10-10-1992	A
141	17	Travis Zachery	Duke	W, 58-7	11-6-1999	H
140	13	Mike O'Cain	NC State	L, 21-38	10-23-1976	A
140	22	Andre Ellington	Auburn	L, 24-27 <sup>(OT)</sup>	9-18-2010	A
139	15	Fred Cone	Duquesne	W, 33-20	11-12-1949	H
139	28	Ray Yaeger	Maryland	W, 16-0	11-9-1968	A
139	22	Terrence Flagler	Western Carolina	W, 44-10	9-3-1983	H
139	24	Wayne Gallman	Louisville	W, 20-17	9-17-2015	A
139	12	Will Shipley	Louisiana Tech	W, 48-20	9-17-2022	H
138	25	Wade Hughes	Virginia	W, 37-21	10-21-1972	H



TRAVIS ETIENNE HAD A CAREER-HIGH 212 RUSHING YARDS AGAINST WOFFORD IN 2019. IT WAS ONE OF HIS 20 GAMES OF 100+ RUSHING YARDS.

# 100-YARD INDIVIDUAL RUSHING GAMES



**C.J. SPILLER HAD 127 RUSHING YARDS AGAINST LOUISIANA TECH IN 2006. IT WAS ONE OF HIS 12 GAMES OF 100+ RUSHING YARDS.**

138	23	Raymond Priester	App State	W, 23-12	9-6-1997	H
138	9	James Davis	Temple	W, 63-9	10-12-2006	N
137	11	Jim Whitmire	Wake Forest	L, 12-41	10-30-1943	H
137	17	Harold Goggins	South Carolina	L, 20-56	11-22-1975	A
137	18	Raymond Priester	South Carolina	L, 31-34	11-23-1996	H
136	16	Ed Maness	Furman	W, 13-7	11-23-1940	A
136	18	Bobby Gage	Duquesne	W, 34-13	11-15-1947	A
136	9	Smiley Sanders	Wake Forest	W, 35-8	11-3-1973	H
136	20	Kenny Flowers	Maryland	L, 23-41	11-17-1984	A
136	26	Kenny Flowers	South Carolina	W, 24-17	11-23-1985	A
136	28	Lamont Pegues	Georgia Tech	W, 20-10	11-12-1994	H
135	28	Buddy Gore	Georgia Tech	L, 21-24	10-5-1968	A
135	19	Woodrow Dantzler	Duke	W, 59-31	12-1-2001	H
134	28	Lester Brown	Georgia Tech	W, 31-14	9-24-1977	A
134	17	Terry Allen	Duke	W, 49-17	10-15-1988	H
134	24	Antwuan Wyatt	Maryland	W, 13-0	10-1-1994	H
134	22	Woodrow Dantzler	Duke	W, 52-22	9-30-2000	A
133	36	Jim Shirley	NC State	W, 6-0	10-6-1951	A
132	25	Andre Ellington	Boston College	W, 45-31	9-29-2012	A
132	22	Roderick McDowell	Georgia	W, 38-35	8-31-2013	H
132	15	Will Shipley	South Carolina	L, 30-31	11-26-2022	H
131	14	Ray Mathews	Presbyterian	W, 54-0	9-23-1950	H
131	14	Jackie Calvert	Wake Forest	W, 13-12	10-28-1950	A
131	31	Buddy Gore	North Carolina	W, 17-0	11-4-1967	A
131	26	Stacey Driver	Georgia Tech	L, 21-28	9-29-1984	A
131	20	Joe Henderson	Wake Forest	W, 31-17	10-31-1987	H
131	24	Deshawn Watson	North Carolina	W, 45-37	12-5-2015	N
130	28	Larry Gressette	Furman	W, 34-14	11-17-1951	A
130	17	Hugh Mauldin	Furman	W, 28-0	9-19-1964	H
130	25	Buddy Gore	South Carolina	W, 35-10	11-26-1966	H
130	20	Terry Allen	Florida State	W, 34-23	9-9-1989	A
130	15	Chad Jasmin	Tennessee	W, 27-14	1-2-2004	N
129	18	Buddy Gore	Maryland	W, 28-7	11-11-1967	H
129	14	Chuck McSwain	NC State	W, 38-29	10-23-1982	A
129	28	Travis Zachery	North Carolina	W, 31-20	10-2-1999	H
129	29	James Davis	Maryland	W, 30-17	10-27-2007	A
128	23	Ronald Williams	Georgia	W, 34-3	10-6-1990	H
128	23	Reggie Merriweather	Georgia Tech	L, 9-10	10-29-2005	A
128	10	Adam Choice	Wake Forest	W, 63-3	10-6-2018	A

128	25	Will Shipley	Florida State	W, 30-20	10-30-2021	H
128	19	Will Shipley	South Carolina	W, 30-0	11-27-2021	A
127	8	Shad Bryant	George Washington	W, 13-6	11-3-1939	A
127	7	Sid Tinsley	Furman	W, 34-6	11-22-1941	A
127	16	Billy Hair	Boston College	W, 13-0	10-31-1952	A
127	10	Warren Ratchford	South Carolina	W, 28-9	11-20-1976	H
127	12	Dexter McCleon	Virginia	W, 23-14	11-13-1993	H
127	15	C.J. Spiller	Louisiana Tech	W, 51-0	9-30-2006	H
127	20	Tajh Boyd	Ohio State	W, 40-35	1-3-2014	N
127	17	Travis Etienne	Florida State	W, 45-14	10-12-2019	H
126	12	Rudy Harris	Duke	W, 33-21	12-1-1991	N
126	17	James Davis	Maryland	L, 17-20	9-27-2008	H
126	18	Will Shipley	North Carolina	W, 31-20	11-18-2023	H
125	18	Joel Wells	Colorado	L, 21-27	1-1-1957	N
125	29	Doug Cline	Wake Forest	W, 33-31	11-21-1959	H
125	21	Lester Brown	Virginia	W, 17-7	10-6-1979	H
125	21	Stacey Driver	NC State	W, 39-10	10-26-1985	H
125	28	Reggie Merriweather	South Carolina	W, 29-7	11-20-2004	H
125	20	Andre Ellington	Virginia Tech	W, 38-10	12-3-2011	N
125	18	Kobe Pace	Boston College	W, 19-13	10-2-2021	H
124	11	Billy Hair	Boston College	W, 35-14	11-11-1950	A
124	8	Jay Washington	Georgia Tech	L, 21-29	9-29-1973	A
124	18	Kenny Flowers	Georgia Tech	W, 41-14	9-24-1983	H
124	25	Stacey Driver	Wake Forest	W, 24-17	10-29-1983	H
124	25	Tracy Johnson	North Carolina	W, 13-10	11-7-1987	A
124	20	Ronald Williams	South Carolina	W, 24-15	11-17-1990	H
124	22	Andre Ellington	NC State	W, 62-48	11-17-2012	H
124	10	Travis Etienne	Notre Dame	W, 34-10	12-19-2020	N
123	10	Derrick Witherspoon	App State	W, 48-0	9-22-1990	H
123	13	Kelton Dunning	Virginia	W, 24-16	11-9-1996	A
123	30	Wayne Gallman	Auburn	W, 19-13	9-3-2016	A
122	22	Buddy Gore	Wake Forest	W, 23-6	9-23-1967	H
122	20	Raymond Priester	Virginia	W, 24-16	11-9-1996	A
122	23	James Davis	South Carolina	W, 23-21	11-24-2007	A
122	12	Andre Ellington	North Texas	W, 35-10	9-4-2010	H
122	11	Travis Etienne	Georgia Tech	W, 49-21	9-22-2018	A
121	15	Jim Whitmire	Presbyterian	L, 12-13	9-25-1943	H
121	18	Ken Callicutt	South Carolina	L, 20-32	11-24-1973	A
121	27	Lester Brown	South Carolina	W, 41-23	11-25-1978	H
121	25	Stacey Driver	Virginia	W, 27-24	10-12-1985	H
121	16	Kenny Flowers	Duke	W, 21-9	10-19-1985	A
121	16	Travis Etienne	Wake Forest	W, 52-3	11-16-2019	H
121	20	Will Shipley	Florida State	W, 34-28	10-15-2022	A
120	13	Banks McFadden	George Washington	W, 27-0	11-5-1938	A
120	21	Butch Butler	George Washington	L, 0-7	11-7-1942	H
120	18	Ray Mathews	Missouri	W, 34-0	9-30-1950	A
120	18	Chuck McSwain	Duke	W, 28-10	10-20-1979	A
120	22	Kenny Flowers	Maryland	L, 31-34	11-16-1985	H
120	26	Woodrow Dantzler	Georgia Tech	L, 42-45	11-13-1999	A
119	25	Buddy Gore	Maryland	W, 14-10	11-12-1966	A
119	11	Kenny Flowers	Duke	W, 54-21	10-20-1984	H
119	18	Wesley McFadden	Virginia	W, 38-21	10-10-1987	H
119	20	Woodrow Dantzler	Wake Forest	W, 21-14	10-27-2001	A
118	10	Shad Bryant	South Carolina	W, 34-12	10-20-1938	A
118	20	Dewey Quinn	Furman	W, 20-6	11-16-1946	H
118	16	Smiley Sanders	The Citadel	W, 13-0	9-9-1972	H
118	23	Rodney Blunt	Wake Forest	L, 15-18	10-31-1992	A
118	17	Raymond Priester	Furman	W, 19-3	9-7-1996	H
118	8	James Davis	Duke	W, 47-10	11-3-2007	A
118	22	Wayne Gallman	Miami (Fla.)	W, 58-0	10-24-2015	A
117	22	Billy Rogers	South Carolina	W, 20-13	10-19-1944	A
117	29	Fred Cone	South Carolina	T, 14-14	10-19-1950	A
117	25	Buddy Gore	Virginia	W, 40-35	9-24-1966	H
117	25	Buddy Gore	Alabama	L, 14-21	10-26-1968	A
117	24	Lester Brown	NC State	W, 33-10	10-28-1978	A
117	20	Lester Brown	Wake Forest	W, 51-6	11-4-1978	A
117	23	Cliff Austin	South Carolina	W, 24-6	11-20-1982	H
117	18	DeChane Cameron	North Carolina	W, 21-6	11-9-1991	A
117	22	Andre Ellington	Boston College	W, 36-14	10-8-2011	H
116	11	Carol Cox	Furman	W, 41-0	11-6-1948	H
116	17	Joel Wells	South Carolina	W, 28-14	10-20-1955	A
116	12	Chuck McSwain	North Carolina	L, 19-24	11-8-1980	H
116	18	Cliff Austin	Kentucky	W, 24-6	10-2-1982	H
116	21	Joe Henderson	Georgia Tech	W, 30-13	9-24-1988	A
116	20	DeChane Cameron	South Carolina	W, 41-24	11-23-1991	A
116	16	Louis Solomon	Virginia	W, 29-28	10-10-1992	A
116	16	C.J. Spiller	Georgia Tech	W, 31-7	10-21-2006	H
116	10	Andre Ellington	West Virginia	L, 33-70	1-4-2012	N
116	4	Lyn-J Dixon	Louisville	W, 77-16	11-3-2018	H
115	27	Charlie Timmons	Boston College	W, 6-3	1-1-1940	N
115	14	Travis Zachery	Duke	W, 59-31	12-1-2001	H
115	13	Wayne Gallman	Georgia Tech	W, 43-24	10-10-2015	H
114	8	Buck George	Furman	W, 34-14	11-17-1951	A
114	28	Stacey Driver	Wake Forest	W, 26-10	11-2-1985	H
114	24	Stacey Driver	South Carolina	W, 24-17	11-23-1985	A
114	16	Terrence Flagler	North Carolina	W, 38-10	11-8-1986	H
114	20	Reggie Merriweather	Miami (Fla.)	W, 24-17 <sup>(OT)</sup>	11-6-2004	A
114	21	Demerick Chancellor	Temple	W, 63-9	10-12-2006	N
114	21	C.J. Spiller	NC State	W, 42-20	9-22-2007	A



# 100-YARD INDIVIDUAL RUSHING GAMES

114	21	Dashaun Watson	South Carolina	W, 37-32	11-28-2015	A	103	9	Jackie Calvert	NC State	W, 27-0	10-7-1950	H
114	14	Travis Etienne	Virginia	W, 62-17	12-7-2019	N	103	21	Billy O'Dell	Wake Forest	W, 19-13	10-29-1955	H
114	17	Will Shipley	Duke	L, 7-28	9-4-2023	A	103	18	Jeff McCall	Virginia	W, 48-0	10-9-1982	A
113	19	Billy Hair	Auburn	W, 34-0	11-24-1951	H	103	6	Chuck McSwain	Virginia	W, 48-0	10-9-1982	A
113	18	Emory Smith	Virginia	W, 23-14	11-13-1993	H	103	17	Terry Allen	Maryland	W, 45-16	11-14-1987	H
113	11	Demerrick Chancellor	Louisiana Tech	W, 51-0	9-30-2006	H	103	18	Rodney Blunt	Wake Forest	W, 28-10	11-2-1991	H
113	9	Travis Etienne	Boston College	W, 34-7	9-23-2017	H	103	25	Woodrow Dantzler	NC State	W, 34-27	10-7-2000	H
112	14	Buddy Gore	Duke	W, 39-22	10-19-1968	H	103	18	Tajh Boyd	NC State	W, 62-48	11-17-2012	H
112	17	Kenny Flowers	Duke	W, 38-31	10-15-1983	A	103	22	Wayne Gallman	Florida State	W, 23-13	11-7-2015	H
112	24	Raymond Priester	South Carolina	W, 47-21	11-22-1997	A	102	8	Butch Butler	Presbyterian	W, 41-12	9-20-1941	H
112	10	Sadat Chambers	Central Michigan	W, 70-14	10-20-2007	H	102	13	Bobby Payne	Wake Forest	W, 29-0	11-15-1941	H
112	8	C.J. Spiller	Auburn	L, 20-23 <sup>(OT)</sup>	12-31-2007	N	102	18	Billy Hair	Wake Forest	W, 21-6	11-3-1951	H
112	26	C.J. Spiller	TCU	L, 10-14	9-26-2009	H	102	14	Joel Wells	Maryland	L, 12-25	11-12-1955	H
112	19	Wayne Gallman	South Carolina	W, 56-7	11-26-2016	H	102	20	Terrence Flagler	Duke	W, 35-3	10-18-1986	H
112	14	Travis Etienne	NC State	W, 55-10	11-9-2019	A	102	20	Ronald Williams	Georgia Tech	W, 9-7	9-28-1991	H
111	21	Fred Cone	Missouri	W, 34-0	9-30-1950	A	102	26	Rudy Harris	Virginia	T, 20-20	10-12-1991	H
111	26	Steve Fuller	Georgia Tech	T, 24-24	9-25-1976	A	102	20	Woodrow Dantzler	South Carolina	L, 15-20	11-17-2001	A
111	19	Kenny Flowers	Virginia	W, 27-24	10-12-1985	H	102	18	James Davis	Florida State	W, 24-18	9-3-2007	H
111	20	Derrick Witherspoon	Georgia Tech	W, 16-13	9-25-1993	H	102	19	Wayne Gallman	South Carolina	W, 37-32	11-28-2015	A
111	19	Nealon Greene	Georgia Tech	W, 20-10	11-12-1994	H	102	17	Travis Etienne	Wake Forest	W, 37-13	9-12-2020	A
111	22	Raymond Priester	Florida State	L, 26-45	9-9-1995	H	101	14	Johnny Sweatte	Wake Forest	W, 29-0	11-15-1941	H
111	27	Raymond Priester	Virginia	L, 3-22	9-23-1995	A	101	12	Lester Brown	Furman	W, 21-0	9-8-1979	H
111	13	Duane Coleman	North Carolina	W, 36-28	10-25-2003	H	101	13	Cliff Austin	Wake Forest	W, 82-24	10-31-1981	H
111	14	Roderick McDowell	South Carolina	L, 17-31	11-30-2013	A	101	25	Kenny Flowers	North Carolina	L, 20-21	11-9-1985	A
111	23	Wayne Gallman	Notre Dame	W, 24-22	10-3-2015	H	101	12	Wesley McFadden	Maryland	W, 45-16	11-14-1987	H
111	19	Will Shipley	Wake Forest	W, 48-27	11-20-2021	H	101	12	Emory Smith	South Carolina	W, 38-17	11-18-1995	A
110	10	Larry Gressette	Presbyterian	W, 53-6	9-22-1951	H	101	16	Travis Zachery	Georgia Tech	L, 28-31	10-28-2000	H
110	25	Ray Yauger	Maryland	W, 40-0	11-1-1969	H	101	19	James Davis	Texas A&M	W, 25-24	9-3-2005	H
110	28	Ray Yauger	Georgia Tech	L, 7-28	10-3-1970	A	101	9	Jamie Harper	North Texas	W, 35-10	9-4-2010	H
110	19	Stacey Driver	South Carolina	W, 22-13	11-19-1983	A	101	28	Wayne Gallman	Syracuse	W, 16-6	10-25-2014	H
110	19	Terry Allen	Maryland	W, 49-25	11-12-1988	A	101	6	Tavien Feaster	Louisville	W, 77-16	11-3-2018	H
110	16	Wayne Gallman	Louisville	W, 42-36	10-1-2016	H	100	24	Fred Cone	Auburn	T, 20-20	11-26-1949	N
109	6	Ray Mathews	Wake Forest	L, 21-35	10-29-1949	H	100	21	Ray Yauger	Alabama	L, 13-38	10-25-1969	H
109	13	Jackie Calvert	Presbyterian	W, 54-0	9-23-1950	H	100	13	Hal Davis	South Carolina	W, 7-6	11-25-1972	H
109	25	Cliff Austin	NC State	W, 38-29	10-23-1982	A	100	26	Ken Pengitore	North Carolina	W, 37-29	11-10-1973	A
109	13	Kevin Mack	Virginia	W, 42-21	10-8-1983	H	100	14	Homer Jordan	Virginia	W, 27-24	10-11-1980	A
109	9	Wayne Gallman	Boston College	W, 56-10	10-7-2016	A	100	13	Ronald Williams	Georgia	L, 12-27	10-5-1991	A
109	14	Travis Etienne	Notre Dame	W, 30-3	12-29-2018	N	100	26	Emory Smith	Georgia Tech	W, 24-3	10-28-1995	A
109	16	Travis Etienne	Boston College	W, 59-7	10-26-2019	H	Note: Since 1938; Clemson is 64-1-3 when a player rushes for at least 156 yards.						
108	8	Bobby Payne	VMI	W, 36-7	9-27-1941	A							
108	22	Joel Wells	Virginia Tech	W, 21-6	11-3-1956	H							
108	13	Rudy Hayes	Duke	L, 6-7	11-16-1957	A							
108	22	Ricky Gilstrap	Maryland	W, 20-14	11-13-1971	H							
108	16	Steve Fuller	South Carolina	W, 41-23	11-25-1978	H							
108	17	Ronald Williams	Georgia Tech	L, 19-21	10-13-1990	A							
108	14	Ronald Williams	App State	W, 34-0	9-7-1991	H							
108	17	Reggie Merriweather	Temple	W, 37-7	10-22-2005	H							
108	21	Roderick McDowell	The Citadel	W, 52-6	11-23-2013	H							
107	20	Chuck McSwain	Kentucky	W, 21-3	10-3-1981	A							
107	13	James Davis	The Citadel	W, 45-17	9-6-2008	H							
107	17	Andre Ellington	Miami (Fla.)	L, 21-30	10-2-2010	H							
107	16	Dashaun Watson	Florida State	W, 23-13	11-7-2015	H							
107	16	Trevor Lawrence	Ohio State	W, 29-23	12-28-2019	N							
106	30	Charlie Timmons	Boston College	W, 26-13	10-11-1941	A							
106	10	Walt Stewart	Presbyterian	W, 34-0	9-23-1944	H							
106	15	Fred Cone	NC State	W, 6-0	10-2-1948	H							
106	22	Joel Wells	Furman	W, 28-7	12-1-1956	H							
106	18	Mark Fellers	South Carolina	W, 39-21	11-23-1974	H							
106	13	Steve Fuller	Virginia Tech	W, 38-7	10-7-1978	H							
106	19	Bernard Rambert	North Carolina	W, 42-12	11-9-2002	A							
106	17	C.J. Spiller	Maryland	W, 30-17	10-27-2007	A							
106	9	C.J. Spiller	Wake Forest	W, 38-3	10-17-2009	H							
106	19	Wayne Gallman	Wake Forest	W, 34-20	11-6-2014	A							
106	22	Kelly Bryant	Boston College	W, 34-7	9-23-2017	H							
106	10	<b>Phil Mafah</b>	<b>Louisville</b>	<b>W, 31-16</b>	<b>11-12-2022</b>	<b>H</b>							
105	29	Don Willis	Wake Forest	W, 7-0	10-28-1938	A							
105	5	Jim Reynolds	Presbyterian	W, 76-0	9-22-1945	H							
105	14	Harvey White	Vanderbilt	W, 12-7	10-11-1958	A							
105	22	Buddy Gore	Wake Forest	W, 23-21	10-29-1966	A							
105	15	Cliff Austin	Virginia	W, 48-0	10-9-1982	A							
105	11	Terry Allen	Penn State	W, 35-10	1-1-1988	N							
105	16	Joe Henderson	Virginia	W, 34-20	10-7-1989	H							
105	21	Rodney Blunt	North Carolina	W, 40-7	11-7-1992	H							
105	17	Travis Zachery	South Carolina	W, 31-21	11-20-1999	A							
105	14	Tye Hill	North Carolina	W, 42-12	11-9-2002	A							
105	14	Dashaun Watson	Syracuse	W, 37-27	11-14-2015	A							
105	7	Tavien Feaster	NC State	W, 38-31	11-4-2017	A							
104	9	Ray Mathews	South Carolina	L, 19-21	10-23-1947	A							
104	12	Bobby Gage	Furman	W, 41-0	11-6-1948	H							
104	9	Billy Hair	Duquesne	W, 53-20	11-4-1950	H							
104	15	Tony Mathews	Wake Forest	W, 21-9	11-2-1974	A							
104	15	Marvin Sims	South Carolina	W, 41-23	11-25-1978	H							
104	21	Homer Jordan	NC State	W, 17-7	10-24-1981	H							
104	16	Louis Solomon	Duke	W, 21-6	10-17-1992	H							
104	18	Reggie Merriweather	Duke	W, 49-20	11-5-2005	H							
104	9	C.J. Spiller	Wake Forest	W, 27-17	10-7-2006	A							
104	20	Will Shipley	Wake Forest	W, 51-45	9-24-2022	H							
103	19	Charlie Timmons	Furman	W, 34-6	11-22-1941	A							
103	9	Billy Poe	Tulane	W, 47-20	11-17-1945	A							



**WILL SHIPLEY HAD 111 RUSHING YARDS AGAINST WAKE FOREST IN 2021.**

# 200-YARD INDIVIDUAL PASSING GAMES

Yds	Com-Att-I-TD	Player	Opponent	Result	Date	Site
580	52-70-3-3	Deshaun Watson	Pittsburgh	L, 42-43	11-12-2016	H
455	20-27-2-5	Tajh Boyd	Syracuse	W, 49-14	10-5-2013	A
439	29-44-0-2	DJ Uiagalelei	Notre Dame	L, 40-47 <sup>(20T)</sup>	11-7-2020	A
435	27-36-1-6	Deshaun Watson	North Carolina	W, 50-35	9-27-2014	H
428	27-38-0-5	Tajh Boyd	Wake Forest	W, 42-13	10-25-2012	A
426	30-44-2-5	Tajh Boyd	NC State	W, 62-48	11-17-2012	H
420	34-52-0-4	Charlie Whitehurst	Duke	W, 34-31	11-2-2002	A
420	27-41-2-3	Deshaun Watson	Boston College	W, 34-17	10-17-2015	H
420	36-56-0-3	Deshaun Watson	Alabama	W, 35-31	1-9-2017	N
405	30-47-1-4	Deshaun Watson	Alabama	L, 40-45	1-11-2016	N
404	24-32-1-5	Trevor Lawrence	Georgia Tech	W, 73-7	10-17-2020	A
403	26-37-0-2	Trevor Lawrence	Pittsburgh	W, 52-17	11-28-2020	H
400	33-48-1-2	Trevor Lawrence	Ohio State	L, 28-49	1-1-2021	N
397	26-41-2-2	Tajh Boyd	Georgia Tech	W, 47-31	10-6-2012	H
395	22-39-2-3	Trevor Lawrence	Syracuse	W, 41-6	9-14-2019	A
393	27-36-0-1	Trevor Lawrence	South Carolina	W, 56-35	11-24-2018	H
386	30-42-0-4	Tajh Boyd	Auburn	W, 38-24	9-17-2011	H
383	23-30-0-5	Deshaun Watson	NC State	W, 56-41	10-31-2015	A
378	31-40-2-5	Tajh Boyd	Ohio State	W, 40-35	1-3-2014	N
378	39-52-1-2	Deshaun Watson	NC State	W, 24-17	10-15-2016	H
378	27-43-2-2	Deshaun Watson	Florida State	W, 37-34	10-29-2016	H
377	24-29-1-3	Tajh Boyd	Virginia	W, 59-10	11-1-2013	A
372	38-66-2-2	Cullen Harper	Virginia Tech	L, 23-41	10-6-2007	H
371	26-41-0-5	DJ Uiagalelei	Wake Forest	W, 51-45	9-24-2022	A
368	35-48-1-2	Deshaun Watson	Syracuse	W, 37-27	11-14-2015	A
367	27-46-0-5	Tajh Boyd	North Carolina	W, 59-38	10-22-2011	H
367	28-38-1-3	Tajh Boyd	Boston College	W, 45-31	9-29-2012	A
351	22-28-0-1	Trevor Lawrence	Wake Forest	W, 37-13	9-12-2020	A
347	27-33-1-6	Deshaun Watson	South Carolina	W, 56-7	11-26-2016	H
347	20-32-0-3	Trevor Lawrence	Alabama	W, 44-16	1-7-2019	N
346	36-50-0-2	Tajh Boyd	LSU	W, 25-24	12-31-2012	N
344	22-35-0-3	Tajh Boyd	Florida State	W, 35-30	9-24-2011	H
344	16-23-0-5	Tajh Boyd	Duke	W, 56-20	11-3-2012	A
343	24-32-1-2	Brandon Streeter	Virginia	W, 33-14	9-11-1999	H
343	25-40-0-2	Will Proctor	Boston College	L, 33-34 <sup>(20T)</sup>	9-9-2006	A
343	27-43-2-2	Tajh Boyd	Wake Forest	W, 31-28	11-12-2011	H
343	24-35-2-3	Deshaun Watson	Wake Forest	W, 33-13	11-21-2015	H
342	30-41-0-2	DJ Uiagalelei	Boston College	W, 34-28	10-31-2020	H
340	20-26-1-4	Tajh Boyd	Georgia Tech	W, 55-31	11-14-2013	H
334	30-44-0-1	Tajh Boyd	Boston College	W, 24-14	10-12-2013	H



IN 2013 AT SYRACUSE, TAJH BOYD HAD 455 PASSING YARDS, SECOND MOST IN TIGER HISTORY.

## 200-YARD PASSING GAMES

Player	Years	Gms	Player	Years	Gms
Tajh Boyd	2010-13	35	Charlie Whitehurst	2002-05	24
Trevor Lawrence	2018-20	27	DJ Uiagalelei	2020-22	14
Deshaun Watson	2014-16	26	Woodrow Dantzler	1998-01	13
			Cullen Harper	2005-07	13

333	23-27-0-4	Woodrow Dantzler	NC State	W, 45-37	10-13-2001	A
331	27-40-2-3	Charlie Whitehurst	Duke	W, 40-7	11-15-2003	H
329	27-38-2-3	Brandon Streeter	NC State	L, 39-46	10-31-1998	H
329	25-38-0-3	Trevor Lawrence	Virginia	W, 41-23	10-3-2020	H
327	27-39-0-3	Trevor Lawrence	Notre Dame	W, 30-3	12-29-2018	N
326	23-37-1-3	Kyle Parker	Miami (Fla.)	W, 40-37 <sup>(20T)</sup>	10-24-2009	A
323	21-43-1-1	Thomas Ray	North Carolina	L, 13-17	11-6-1965	A
322	25-36-1-2	Trevor Lawrence	Notre Dame	W, 34-10	12-19-2020	N
320	22-45-2-1	Charlie Whitehurst	Maryland	L, 7-21	10-4-2003	A
<b>320</b>	<b>30-54-2-0</b>	<b>Cade Klubnik</b>	<b>Tennessee</b>	<b>L, 14-31</b>	<b>12-30-2022</b>	<b>N</b>
319	18-32-4-1	Brandon Streeter	Wake Forest	L, 19-29	9-26-1998	H
319	26-36-0-3	Cole Stoudt	Oklahoma	W, 40-6	12-29-2014	N
316	22-32-0-1	Kelly Bryant	Louisville	W, 47-21	9-16-2017	A
<b>315</b>	<b>28-37-1-4</b>	<b>Cade Klubnik</b>	<b>Charleston Southern</b>	<b>W, 66-17</b>	<b>9-9-2023</b>	<b>H</b>
314	20-37-0-4	Trevor Lawrence	Florida State	W, 59-10	10-27-2018	A
<b>314</b>	<b>18-34-1-2</b>	<b>Cade Klubnik</b>	<b>Miami (Fla.)</b>	<b>L, 20-28<sup>(20T)</sup></b>	<b>10-21-2023</b>	<b>A</b>
311	17-24-0-3	Tajh Boyd	Wake Forest	W, 56-7	9-28-2013	H
310	20-29-0-2	Tajh Boyd	Furman	W, 41-7	9-15-2012	H
309	18-34-0-1	Charlie Whitehurst	North Carolina	W, 36-28	10-25-2003	H
308	26-39-0-1	Trevor Lawrence	NC State	W, 41-7	10-20-2018	H
307	19-27-1-2	Charlie Whitehurst	Temple	W, 37-7	10-22-2005	H
306	20-31-3-5	Deshaun Watson	Louisville	W, 42-36	10-1-2016	H
304	28-42-2-0	Charlie Whitehurst	Wake Forest	L, 27-31	10-1-2005	A
304	28-41-1-1	Tajh Boyd	Maryland	W, 40-27	10-26-2013	A
304	32-48-1-2	Deshaun Watson	Georgia Tech	W, 26-7	9-22-2016	A
302	18-26-1-4	Charlie Whitehurst	South Carolina	W, 63-17	11-22-2003	A
302	22-31-0-1	Cole Stoudt	South Carolina State	W, 73-7	9-6-2014	H
302	16-22-0-4	Trevor Lawrence	Virginia	W, 62-17	12-7-2019	N
301	24-50-4-0	Brandon Streeter	Mississippi State	L, 7-17	12-30-1999	N
301	23-31-1-2	Charlie Whitehurst	Furman	W, 28-17	9-6-2003	H
298	23-28-0-4	Charlie Whitehurst	Middle Tennessee	W, 37-14	9-13-2003	H
298	23-38-1-3	Charlie Whitehurst	Georgia Tech	W, 39-3	9-20-2003	A
297	28-42-0-1	Deshaun Watson	Florida State	W, 23-13	11-7-2015	H
295	23-40-2-1	Tajh Boyd	Georgia Tech	L, 17-31	10-29-2011	A
295	29-40-1-1	Trevor Lawrence	Boston College	W, 27-7	11-10-2018	A
295	26-36-0-3	Trevor Lawrence	South Carolina	W, 38-3	11-30-2019	A
293	17-27-2-2	Willie Simmons	Florida State	L, 31-48	10-3-2002	A
292	20-26-0-1	Cullen Harper	Duke	W, 31-7	11-15-2008	H
292	27-53-2-3	Deshaun Watson	Troy	W, 30-24	9-10-2016	H
292	29-41-0-3	Trevor Lawrence	Miami (Fla.)	W, 42-17	10-10-2020	H
289	26-42-1-3	Deshaun Watson	North Carolina	W, 45-37	12-5-2015	H
289	27-43-1-2	Trevor Lawrence	Syracuse	W, 47-21	10-24-2020	H
288	20-41-2-2	Charlie Whitehurst	Wake Forest	W, 37-30 <sup>(20T)</sup>	9-4-2004	H
288	31-55-1-2	Charlie Whitehurst	Miami (Fla.)	L, 30-36 <sup>(30T)</sup>	9-17-2005	H
288	21-28-0-5	Tajh Boyd	The Citadel	W, 52-6	11-23-2013	H
288	23-34-1-3	Deshaun Watson	Virginia Tech	W, 42-35	12-3-2016	N
287	27-38-0-0	Charlie Whitehurst	South Carolina	W, 27-20	11-23-2002	H
286	18-25-0-2	Nealon Greene	Wake Forest	W, 33-16	11-1-1997	A
285	29-45-0-0	Cole Stoudt	Boston College	W, 17-13	10-18-2014	A
284	23-41-2-2	Woodrow Dantzler	NC State	L, 31-35	10-9-1999	A
283	12-19-0-3	Jimmy Addison	Virginia	W, 40-35	9-24-1966	H
283	16-26-0-1	Tajh Boyd	Boston College	W, 36-14	10-8-2011	H
<b>283</b>	<b>25-38-0-1</b>	<b>Cade Klubnik</b>	<b>Florida State</b>	<b>L, 24-31<sup>(20T)</sup></b>	<b>9-16-2023</b>	<b>H</b>
282	27-42-1-3	Cole Stoudt	Wake Forest	W, 34-20	11-6-2014	A
279	22-30-1-2	Brandon Streeter	Duke	W, 58-7	11-6-1999	H
279	20-27-0-1	Deshaun Watson	South Carolina	W, 37-32	11-28-2015	A
<b>279</b>	<b>20-24-0-1</b>	<b>Cade Klubnik</b>	<b>North Carolina</b>	<b>W, 39-10</b>	<b>12-3-2022</b>	<b>N</b>
277	22-40-1-0	Woodrow Dantzler	Florida State	L, 27-41	11-3-2001	H
276	20-27-0-3	Trevor Lawrence	NC State	W, 55-10	11-9-2019	A
275	20-42-2-1	Charlie Whitehurst	Georgia Tech	L, 24-28	9-11-2004	H
275	16-19-0-3	Trevor Lawrence	Boston College	W, 59-7	10-26-2019	H
274	12-20-0-4	Charlie Whitehurst	North Carolina	W, 42-12	11-9-2002	A
273	25-55-1-0	Patrick Sapp	Maryland	L, 23-53	11-14-1992	A
273	12-21-0-2	Nealon Greene	Duke	W, 29-20	11-8-1997	H
273	20-22-1-5	Cullen Harper	Central Michigan	W, 70-14	10-20-2007	H
272	26-42-1-0	Charlie Whitehurst	Wake Forest	L, 17-45	11-1-2003	A
272	17-27-1-1	Charlie Whitehurst	Florida State	W, 26-10	11-8-2003	H
272	23-39-1-3	Will Proctor	Kentucky	L, 20-28	12-29-2006	N
272	23-34-1-2	Kelly Bryant	South Carolina	W, 34-10	11-25-2017	A
272	21-27-0-4	Trevor Lawrence	Wake Forest	W, 52-3	11-16-2019	H
271	21-53-2-1	Rodney Williams	NC State	L, 28-30	10-24-1987	H
270	20-29-1-3	Homer Jordan	Maryland	W, 21-7	11-14-1981	H
270	20-26-0-5	Cullen Harper	ULM	W, 49-26	9-8-2007	H
270	26-38-1-4	Tajh Boyd	Maryland	W, 56-45	10-15-2011	A
270	18-30-0-3	Tajh Boyd	Georgia	W, 38-35	8-31-2013	H
270	15-25-0-4	Deshaun Watson	Boston College	W, 56-10	10-7-2016	A
269	21-32-1-3	Charlie Whitehurst	Florida State	W, 35-14	11-12-2005	H
269	14-19-0-2	Deshaun Watson	South Carolina	W, 35-17	11-29-2014	H
268	25-39-0-2	Cullen Harper	NC State	W, 42-20	9-22-2007	A
268	24-35-1-1	Trevor Lawrence	Texas A&M	W, 24-10	9-7-2019	H



# 200-YARD INDIVIDUAL PASSING GAMES

267	17-29-0-2	Deshaun Watson	NC State	W, 41-0	10-4-2014	H
266	16-19-0-3	Cullen Harper	Furman	W, 38-10	9-15-2007	H
266	27-35-0-3	Cullen Harper	Wake Forest	W, 44-10	11-10-2007	H
266	19-28-0-0	Deshaun Watson	Florida State	L, 17-23 <sup>(OT)</sup>	9-20-2014	A
265	27-44-1-2	Charlie Whitehurst	Virginia	W, 30-27 <sup>(OT)</sup>	10-11-2003	H
265	21-30-1-2	Deshaun Watson	Georgia Tech	W, 43-24	10-10-2015	H
264	20-30-1-3	Tajh Boyd	Troy	W, 43-19	9-3-2011	H
264	30-41-1-0	Cade Klubnik	Kentucky	W, 38-35	12-29-2023	N
263	20-48-4-1	Charlie Whitehurst	Texas Tech	L, 15-55	12-23-2002	N
263	23-37-0-2	Cade Klubnik	Syracuse	W, 31-14	9-30-2023	H
263	33-50-2-0	Cade Klubnik	NC State	L, 17-24	10-28-2023	A
262	20-28-1-2	Cullen Harper	NC State	W, 27-9	9-13-2008	H
261	15-31-2-3	Kyle Parker	Georgia Tech	L, 27-30	9-10-2009	A
261	18-29-0-3	Tajh Boyd	Wofford	W, 35-27	9-10-2011	H
261	18-26-0-3	Tajh Boyd	Maryland	W, 45-10	11-10-2012	H
259	23-36-2-1	Deshaun Watson	Ohio State	W, 31-0	12-31-2016	N
259	18-33-0-2	Trevor Lawrence	Ohio State	W, 29-23	12-28-2019	N
258	13-24-0-3	Harvey White	Furman	W, 45-6	11-30-1957	A
258	21-37-1-0	Charlie Whitehurst	Miami (Fla.)	W, 24-17 <sup>(OT)</sup>	11-6-2004	A
254	18-32-0-2	Woodrow Dantzler	Georgia Tech	W, 47-44 <sup>(OT)</sup>	9-29-2001	A
252	9-14-0-1	Tommy Kendrick	Virginia	W, 32-15	10-16-1971	A
252	16-23-0-0	Woodrow Dantzler	Maryland	W, 42-30	10-16-1999	A
252	21-33-3-1	Cullen Harper	Boston College	W, 27-21	11-1-2008	A
252	23-29-0-1	Kelly Bryant	Miami (Fla.)	W, 38-3	12-2-2017	N
251	13-21-0-2	Willie Jordan	Georgia Tech	L, 28-33	9-27-1975	A
251	25-34-2-0	Woodrow Dantzler	Virginia	L, 24-26	9-22-2001	H
251	18-27-0-0	Will Proctor	Maryland	L, 12-13	11-4-2006	H
251	21-38-0-2	Trevor Lawrence	Duke	W, 35-6	11-17-2018	H
250	20-31-0-2	Nealon Greene	App State	W, 23-12	9-6-1997	H
250	20-32-0-0	Nealon Greene	NC State	W, 19-17	9-13-1997	A
250	24-46-2-2	Tajh Boyd	West Virginia	L, 33-70	1-4-2012	N
249	14-26-1-2	Woodrow Dantzler	South Carolina	W, 31-21	11-20-1999	A
248	17-26-2-2	Mike Eppley	NC State	W, 27-17	10-22-1983	H
248	19-26-1-3	Deshaun Watson	App State	W, 41-10	9-12-2015	H
248	19-34-1-1	Deshaun Watson	Auburn	W, 19-13	9-3-2016	A
246	11-23-2-1	Jim Parker	Duke	L, 30-35	10-19-1963	A
246	19-38-3-1	DeChane Cameron	Georgia	L, 12-27	10-5-1991	A
246	22-40-1-0	Charlie Whitehurst	Tennessee	W, 27-14	1-2-2004	N
246	22-31-1-2	Charlie Whitehurst	NC State	W, 31-10	10-13-2005	A
245	9-11-1-2	Bobby Gage	Furman	W, 35-7	11-8-1947	A
244	23-39-2-0	Tommy Kendrick	Duke	L, 10-21	10-24-1970	H
244	24-37-0-3	Tajh Boyd	NC State	W, 26-14	9-19-2013	A
243	12-19-0-1	Mike O'Cain	North Carolina	W, 38-35	11-8-1975	A
243	12-20-1-4	Woodrow Dantzler	Duke	W, 59-31	12-1-2001	H
242	21-34-1-1	Tommy Kendrick	Wake Forest	L, 20-36	10-17-1970	A
242	25-43-0-0	Willie Simmons	Louisiana Tech	W, 33-13	9-7-2002	H
242	18-30-1-4	Kyle Parker	Florida State	W, 40-24	11-7-2009	H
241	21-44-1-1	DJ Uiagalelei	UConn	W, 44-7	11-13-2021	H
240	19-33-1-2	Cullen Harper	Florida State	L, 27-41	11-8-2008	A
240	20-29-0-3	Tajh Boyd	Virginia Tech	W, 38-10	12-3-2011	N
239	12-26-2-1	Tommy Kendrick	Duke	L, 27-34	11-8-1969	A
239	18-25-0-0	Nealon Greene	Wake Forest	W, 29-14	9-16-1995	A
239	28-44-2-0	Kyle Parker	Florida State	L, 13-16	11-13-2010	A
238	21-34-2-0	Tajh Boyd	NC State	L, 13-37	11-19-2011	A
237	25-48-2-1	Tommy Kendrick	Florida State	L, 10-38	11-7-1970	A
237	20-36-1-3	Tajh Boyd	Florida State	L, 37-49	9-22-2012	A
236	16-22-1-1	Kelly Bryant	Kent State	W, 56-3	9-2-2017	H
234	19-26-0-2	Kyle Parker	Virginia	W, 34-21	11-21-2009	H
234	18-37-0-0	Trevor Lawrence	LSU	L, 25-42	1-13-2020	N
233	14-25-2-4	Bobby Gage	Auburn	W, 34-18	11-22-1947	H
233	20-29-2-3	Trevor Lawrence	Louisville	W, 45-10	10-19-2019	A
233	23-3501-2	DJ Uiagalelei	Miami (Fla.)	W, 40-10	11-19-2022	H
231	13-24-1-1	Nealon Greene	Duke	W, 13-6	10-12-1996	A
231	19-40-2-2	Brandon Streeter	Duke	L, 23-28	10-24-1998	A
231	21-27-1-2	DJ Uiagalelei	Furman	W, 35-12	9-10-2022	H
230	17-22-0-3	Kelly Bryant	The Citadel	W, 61-3	11-18-2017	H
229	28-38-1-1	Cullen Harper	South Carolina	W, 23-21	11-24-2007	A
229	19-23-0-3	Tajh Boyd	Ball State	W, 52-27	9-8-2012	H
228	10-18-0-4	Willie Simmons	North Carolina	W, 38-24	10-21-2000	A
227	12-17-0-3	Ken Pengitore	North Carolina	W, 37-29	11-10-1973	A
226	8-17-5-3	Don King	Auburn	L, 19-45	11-21-1953	H
226	26-40-1-0	Cullen Harper	Boston College	L, 17-20	11-17-2007	H
225	20-40-3-0	Tommy Kendrick	Georgia	L, 0-30	9-27-1969	H
225	11-18-1-2	Steve Fuller	Virginia	W, 31-0	10-8-1977	H
225	19-27-2-0	Tajh Boyd	South Carolina	L, 17-31	10-30-2013	A
223	15-30-1-0	Patrick Sapp	Florida State	L, 0-57	9-11-1993	A
221	17-29-0-2	DJ Uiagalelei	Louisiana Tech	W, 48-20	9-17-2022	H
220	17-30-0-1	Randy Anderson	Virginia Tech	W, 20-17	9-14-1985	A
220	18-30-2-1	Woodrow Dantzler	NC State	W, 34-27	10-7-2000	H
220	20-34-0-2	Kyle Parker	Auburn	L, 24-27 <sup>(OT)</sup>	9-18-2010	A
220	18-30-0-2	DJ Uiagalelei	Louisville	W, 30-24	11-6-2021	A
220	18-32-1-3	DJ Uiagalelei	Boston College	W, 31-3	10-8-2022	A
219	21-32-0-1	Cade Klubnik	North Carolina	W, 31-20	11-18-2023	H
218	15-23-0-4	Woodrow Dantzler	Louisiana Tech	W, 49-24	12-31-2001	N
218	12-16-0-3	Trevor Lawrence	Wofford	W, 59-14	11-2-2019	H
216	8-17-0-2	Steve Fuller	Maryland	W, 28-24	11-18-1978	A
214	15-24-0-0	Rodney Williams	Penn State	W, 35-10	1-1-1988	N
214	20-30-3-1	Will Proctor	Wake Forest	W, 27-17	10-7-2006	A
214	21-38-0-1	Kyle Parker	North Carolina	L, 16-21	10-9-2010	A



KYLE PARKER HAD 242 PASSING YARDS VERSUS FLORIDA STATE IN 2009.

214	20-29-1-1	Kyle Parker	NC State	W, 14-13	11-6-2010	H
213	13-23-1-1	DeChane Cameron	Maryland	W, 40-7	11-16-1991	H
213	19-35-2-0	Nealon Greene	Virginia	L, 3-22	9-23-1995	H
213	14-28-2-2	Nealon Greene	Florida State	L, 28-35	9-20-1997	H
212	11-19-0-1	Billy Ammons	NC State	W, 24-19	11-2-1968	A
212	12-17-0-1	Ken Pengitore	North Carolina	W, 37-29	11-10-1973	A
212	22-42-1-1	Kyle Parker	South Carolina	L, 17-34	11-28-2009	A
211	16-27-0-2	Woodrow Dantzler	Wake Forest	W, 21-14	10-27-2001	A
210	14-21-0-2	Chris Morocco	Virginia	W, 34-20	10-7-1989	H
210	19-32-0-1	DJ Uiagalelei	Georgia Tech	W, 41-10	9-5-2022	A
209	24-35-2-1	Cole Stoudt	Syracuse	W, 16-6	10-25-2014	H
209	21-30-0-1	DJ Uiagalelei	NC State	W, 30-20	10-1-2022	H
209	27-43-1-1	Cade Klubnik	Duke	L, 7-28	9-4-2023	A
208	24-34-1-1	Tajh Boyd	Auburn	W, 26-19	9-1-2012	N
208	11-19-1-1	DJ Uiagalelei	Wake Forest	W, 48-27	11-20-2021	H
207	10-21-1-2	Jimmy Addison	Wake Forest	W, 23-21	10-29-1966	A
207	11-19-0-0	Homer Jordan	North Carolina	L, 19-24	11-8-1980	H
207	21-30-1-2	Woodrow Dantzler	Wofford	W, 38-14	9-8-2001	H
207	22-33-0-2	Kelly Bryant	Georgia Tech	W, 24-10	10-28-2017	H
207	13-28-0-0	DJ Uiagalelei	Boston College	W, 19-13	10-20-2021	H
206	12-14-1-0	DeChane Cameron	South Carolina	W, 41-24	11-23-1991	A
206	26-33-2-0	Nealon Greene	Virginia	L, 7-21	10-11-1997	H
206	17-37-2-2	Cullen Harper	Nebraska	L, 21-26	1-1-2009	N
206	18-30-0-1	Trevor Lawrence	North Carolina	W, 21-20	9-28-2019	A
205	13-23-1-2	Patrick Sapp	North Carolina	W, 40-7	11-7-1992	H
205	21-33-0-0	Willie Simmons	Wake Forest	W, 31-23	10-19-2002	H
205	21-29-1-0	Charlie Whitehurst	Colorado	W, 19-10	12-27-2005	N
205	12-17-0-1	Kelly Bryant	Texas A&M	W, 28-26	9-8-2018	A
205	23-34-1-4	Cade Klubnik	Georgia Tech	W, 42-21	11-11-2023	H
204	17-34-3-0	Billy Lott	Baylor	L, 18-24	12-31-1979	N
204	15-29-2-2	Woodrow Dantzler	South Carolina	L, 15-20	11-17-2001	A
204	13-32-1-1	Tajh Boyd	Virginia Tech	W, 23-3	10-1-2011	A
203	15-23-0-3	DJ Uiagalelei	Florida State	W, 34-28	10-15-2022	A
202	9-16-0-1	Booty Payne	South Carolina	L, 14-18	10-23-1941	A
202	11-14-0-1	Willie Jordan	Duke	L, 21-25	10-18-1975	A
202	23-33-0-1	Deshaun Watson	Wake Forest	W, 35-13	11-19-2016	A
201	16-29-1-1	Tommy Kendrick	Alabama	L, 13-38	10-25-1969	H
201	13-21-0-2	Will Proctor	Duke	W, 49-20	11-5-2005	H
200	21-29-1-1	Kelly Bryant	Wake Forest	W, 28-14	10-7-2017	H

# 100-YARD INDIVIDUAL RECEIVING GAMES

Yds	Rec	Player	Opponent	Result	Date	Site
227	16	Sammy Watkins	Ohio State	W, 40-35	1-3-2014	N
202	8	Sammy Watkins	Wake Forest	W, 42-13	10-25-2012	A
202	15	Mike Williams	Pittsburgh	L, 42-43	11-12-2016	H
197	11	DeAndre Hopkins	Boston College	W, 45-31	9-29-2012	A
191	13	DeAndre Hopkins	LSU	W, 25-24	12-31-2012	N
185	7	Artavis Scott	South Carolina	W, 35-17	11-29-2014	H
182	7	Rod Gardner	North Carolina	W, 38-24	10-21-2000	A
182	9	Tee Higgins	Virginia	W, 62-17	12-7-2019	N
178	6	Tee Higgins	The Citadel	W, 61-3	11-28-2017	H
176	5	Martavis Bryant	Georgia Tech	W, 55-31	11-14-2013	H
176	6	Cornell Powell	Pittsburgh	W, 52-17	11-28-2020	H
175	7	Derrick Hamilton	Maryland	L, 7-21	10-4-2003	A
174	11	Aaron Kelly	Virginia Tech	L, 23-41	10-6-2007	H
174	9	Mike Williams	Auburn	W, 19-13	9-3-2016	A
173	7	DeAndre Hopkins	Georgia Tech	W, 47-31	10-6-2012	H
169	8	Sammy Watkins	Virginia	W, 59-10	11-2-2013	A
164	6	Artavis Scott	South Carolina State	W, 73-7	9-6-2014	H
163	5	Jerry Butler	Georgia Tech	W, 31-14	9-24-1977	A
163	14	Sammy Watkins	Maryland	W, 40-27	10-26-2013	A
162	10	Artavis Scott	Boston College	W, 34-17	10-17-2015	H
161	7	Perry Tuttle	Wake Forest	W, 82-24	10-31-1981	H
161	6	Amari Rodgers	Georgia Tech	W, 73-7	10-17-2020	A
161	6	Cornell Powell	Notre Dame	L, 40-47 <sup>(20T)</sup>	11-7-2020	A
157	9	DeAndre Hopkins	North Carolina	W, 59-38	10-22-2011	H
156	8	Terry Smith	Florida State	L, 0-57	9-11-1993	A
156	11	Chansi Stuckey	Florida State	W, 35-14	11-12-2005	H
156	6	Amari Rodgers	Florida State	W, 59-10	10-27-2018	A
155	7	Aaron Kelly	Temple	W, 37-7	10-22-2005	H
155	10	Sammy Watkins	Auburn	W, 38-24	9-17-2011	H
155	6	Mike Williams	NC State	W, 41-0	10-4-2014	H
153	9	Sammy Watkins	Georgia Tech	L, 17-31	10-29-2011	A
153	6	Justyn Ross	Alabama	W, 44-16	1-7-2019	N
<b>153</b>	<b>9</b>	<b>Tyler Brown</b>	<b>Syracuse</b>	<b>W, 31-14</b>	<b>9-30-2023</b>	<b>A</b>
152	2	Craig Brantley	Virginia	W, 28-9	11-16-1974	H
152	7	Tony Horne	Wake Forest	W, 33-16	11-1-1997	A
152	9	Airese Currie	Wake Forest	W, 37-30 <sup>(20T)</sup>	9-4-2004	H
152	7	Sammy Watkins	Boston College	W, 36-14	10-8-2011	H
151	10	Perry Tuttle	Maryland	W, 21-7	11-14-1981	H
150	7	Tee Higgins	Syracuse	W, 41-6	9-14-2019	A
148	10	Henry Walker	Auburn	W, 34-18	11-22-1947	H
148	5	Rod Gardner	Maryland	W, 35-14	10-14-2000	H
148	6	Justyn Ross	Notre Dame	W, 30-3	12-29-2018	N
147	7	Dreher Gaskin	Wake Forest	W, 18-0	10-31-1953	H
147	6	Brian Wofford	Mississippi State	L, 7-17	12-30-1999	N
146	12	Mike Williams	NC State	W, 24-17	10-15-2016	H
145	6	Perry Tuttle	Furman	W, 21-0	9-8-1979	H
144	10	Charlie Waters	Alabama	L, 13-38	10-25-1969	H
143	8	Brian Wofford	Virginia	W, 33-14	9-11-1999	H
142	6	Tee Higgins	South Carolina	W, 56-35	11-24-2018	H
141	8	Jim Lanzendoen	Virginia	W, 32-27	10-13-1973	H
141	7	Sammy Watkins	Florida State	W, 35-30	9-24-2011	H
140	5	Jerry Butler	Maryland	W, 28-24	11-18-1978	A
140	6	Perry Tuttle	Virginia Tech	W, 13-10	10-4-1980	H
140	5	Deon Cain	The Citadel	W, 61-3	11-18-2017	H
140	7	Travis Etienne	Boston College	W, 34-28	10-31-2020	H
139	6	Roscoe Crosby	Duke	W, 59-31	12-1-2001	H
139	3	Germone Hopper	North Carolina	W, 50-35	9-27-2014	H
139	8	Cornell Powell	Ohio State	L, 28-49	1-1-2021	N
138	6	Rod Gardner	South Carolina	W, 31-21	11-20-1999	A
137	10	Rod Gardner	NC State	W, 34-27	10-7-2000	H
137	4	Beaux Collins	Wake Forest	W, 48-27	11-20-2021	H
137	7	Beaux Collins	Charleston Southern	W, 66-17	9-9-2023	H
134	4	Perry Tuttle	Wofford	W, 45-10	9-5-1981	H
134	7	Kevin Youngblood	Texas Tech	L, 15-55	12-23-2002	N
134	9	Aaron Kelly	South Carolina	W, 23-21	11-24-2007	A
134	8	Amari Rodgers	Notre Dame	L, 40-47 <sup>(20T)</sup>	11-7-2020	A
133	12	Airese Currie	Middle Tennessee	W, 37-14	9-13-2003	H
133	6	Derrick Hamilton	Duke	W, 40-7	11-15-2003	H
132	4	Charlie Waters	Virginia	W, 21-14	9-20-1969	A
131	10	Tony Horne	Florida State	L, 28-35	9-20-1997	H
129	6	Glenn Smith	Boston College	W, 21-2	11-10-1951	H
129	4	Dreher Gaskin	Auburn	L, 19-45	11-21-1953	H
129	11	Phil Rogers	North Carolina	L, 13-17	11-6-1965	A
129	5	Terrance Rouhlac	Duke	W, 54-21	10-20-1984	H
129	8	Chansi Stuckey	Maryland	L, 12-13	11-4-2006	H
129	3	Germone Hopper	Wake Forest	W, 33-13	11-21-2015	H
129	6	Tee Higgins	North Carolina	W, 21-20	9-28-2019	A
128	2	Don Kelley	Virginia	W, 32-15	10-16-1971	A
128	9	Brian Wofford	NC State	L, 39-46	10-31-1998	H
128	5	Rod Gardner	Maryland	W, 42-30	10-16-1999	A
128	7	Airese Currie	Miami (Fla.)	W, 24-17 <sup>(0T)</sup>	11-6-2004	A
128	4	DeAndre Hopkins	Duke	W, 56-20	11-3-2012	A
128	8	Mike Williams	Boston College	W, 17-13	10-18-2014	A
127	7	Rod Gardner	North Carolina	W, 31-20	10-2-1999	H
127	6	Sammy Watkins	Georgia	W, 38-35	8-31-2013	H
126	9	Terry Smith	Maryland	L, 23-53	11-14-1992	H
126	4	Sammy Watkins	Syracuse	W, 49-14	10-5-2013	A
<b>126</b>	<b>5</b>	<b>Jake Briningstool</b>	<b>Miami (Fla.)</b>	<b>L, 20-28<sup>(20T)</sup></b>	<b>10-21-2023</b>	<b>A</b>

## 100-YARD RECEIVING GAMES

Player	Years	Gms	Player	Years	Gms
Sammy Watkins	2011-13	15	Perry Tuttle	1978-81	8
DeAndre Hopkins	2010-12	12	Mike Williams	2013-16	8
Rod Gardner	1997-00	9	Tee Higgins	2017-19	8

125	13	Artavis Scott	Pittsburgh	L, 42-43	11-12-2016	H
125	5	Deon Cain	Syracuse	W, 54-0	11-5-2016	H
124	6	Jerry Butler	North Carolina	W, 13-9	11-11-1978	H
124	10	Perry Tuttle	Wake Forest	W, 35-33	11-1-1980	A
124	11	Chansi Stuckey	Boston College	L, 33-34 <sup>(20T)</sup>	9-9-2006	A
124	7	DeAndre Hopkins	South Carolina	L, 7-29	11-27-2010	H
124	5	DeAndre Hopkins	NC State	L, 13-37	11-19-2011	A
123	4	Jerry Butler	Georgia Tech	T, 24-24	9-25-1976	A
123	6	Antwuan Wyatt	Georgia Tech	W, 24-3	10-28-1995	A
123	10	J.J. McKelvey	Ball State	W, 30-7	9-21-2002	H
123	6	Derrick Hamilton	Florida State	W, 26-10	11-8-2003	H
123	3	Tee Higgins	Texas A&M	W, 28-26	9-8-2018	A

TYLER BROWN HAD  
NINE RECEPTIONS  
FOR 153 YARDS AT  
SYRACUSE IN 2023.





# 100-YARD INDIVIDUAL RECEIVING GAMES

122	5	Whitey Jordan	Furman	W, 45-6	11-30-1957	A	108	7	C.J. Spiller	Duke	W, 31-7	11-15-2008	H
122	5	Gary Cooper	West. Carolina	W, 43-0	9-5-1987	H	107	5	John McMakin	The Citadel	W, 24-0	9-12-1970	H
122	10	Rod Gardner	Duke	W, 58-7	11-6-1999	H	107	4	Gary Cooper	Georgia Tech	W, 33-12	9-26-1987	H
122	7	Aaron Kelly	Georgia Tech	L, 17-21	10-18-2008	H	107	4	Rod Gardner	South Carolina	W, 16-14	11-18-2000	H
122	8	Artavis Scott	Wake Forest	W, 34-20	11-6-2014	A	107	4	Jaron Brown	North Carolina	L, 16-21	10-9-2010	A
122	6	Mike Williams	North Carolina	W, 50-35	9-27-2014	H	107	10	DeAndre Hopkins	West Virginia	L, 33-70	1-4-2012	N
122	5	Jordan Leggett	Florida State	W, 37-34	10-29-2016	A	106	8	Derrick Hamilton	NC State	W, 45-37	10-13-2001	A
121	7	Aaron Kelly	Central Michigan	W, 70-14	10-20-2007	H	106	6	Jacoby Ford	NC State	W, 27-9	9-13-2008	H
121	4	Amari Rodgers	Syracuse	W, 41-6	9-14-2019	A	106	6	Jacoby Ford	Virginia	W, 34-21	11-21-2009	H
121	8	Amari Rodgers	Notre Dame	W, 34-10	12-19-2020	N	106	8	Michael Palmer	South Carolina	L, 17-34	11-28-2009	A
120	4	Terry Smith	Maryland	W, 40-7	11-16-1991	H	106	8	DeAndre Hopkins	Florida State	L, 13-16	11-13-2010	A
120	8	Terry Smith	North Carolina	L, 0-24	11-6-1993	A	105	3	Joe Blalock	Wake Forest	W, 20-7	11-11-1939	H
120	3	Tony Horne	Duke	W, 13-6	10-12-1996	A	105	7	Eddis Freeman	Tulane	L, 13-54	11-9-1946	A
120	7	Charone Peake	Syracuse	W, 37-27	11-14-2015	A	105	3	Ray Mathews	Miss. State	W, 21-7	10-9-1948	A
119	8	Tony Horne	Texas El-Paso	W, 39-7	10-4-1997	H	105	6	Jack Anderson	NC State	W, 24-19	11-2-1968	A
119	4	Tony Horne	Duke	W, 29-20	11-8-1997	H	105	6	Dennis Goss	North Carolina	L, 10-26	11-4-1972	H
119	13	DeAndre Hopkins	Auburn	W, 26-19	9-1-2012	N	105	4	Perry Tuttle	Rice	W, 19-3	9-13-1980	H
119	8	Tee Higgins	NC State	W, 41-7	10-20-2018	H	105	4	Ray Williams	NC State	W, 27-17	10-22-1983	H
119	3	Diondre Overton	Boston College	W, 59-7	10-26-2019	H	105	6	C.J. Spiller	Boston College	W, 27-21	11-1-2008	A
118	5	Phil Rogers	Auburn	L, 21-43	10-14-1967	A	105	9	DeAndre Hopkins	South Florida	L, 26-31	12-31-2010	N
118	3	Adam Humphries	Syracuse	W, 49-14	10-5-2013	A	105	8	Sammy Watkins	Maryland	W, 56-45	10-15-2011	A
117	5	Terry Smith	South Carolina	W, 41-24	11-23-1991	A	105	6	DeAndre Hopkins	Ball State	W, 52-27	9-8-2012	H
117	4	Terry Smith	Chattanooga	W, 54-3	10-3-1992	H	105	11	Cornell Powell	Boston College	W, 34-28	10-31-2020	H
117	5	J.J. McKelvey	Florida State	L, 31-48	10-3-2002	A	104	6	C.J. Spiller	Miami (Fla.)	W, 40-37 <sup>(OT)</sup>	10-24-2009	A
116	7	Brad O'Neal	Duke	L, 10-21	10-24-1970	H	104	5	Sammy Watkins	Georgia Tech	W, 55-31	11-14-2013	H
115	4	Glenn Smith	Furman	W, 28-21	11-19-1949	A	104	6	Beaux Collins	Louisville	W, 30-24	11-6-2021	A
115	4	Bob Poole	Duke	L, 30-35	10-19-1963	A	103	7	Jerry Butler	Virginia Tech	W, 38-7	10-7-1978	H
115	6	Joey Walters	Georgia Tech	L, 28-33	9-27-1975	A	103	6	Frank Magwood	Boston College	T, 17-17	9-18-1982	H
115	7	Ray-Ray McCloud	Louisville	W, 47-21	9-16-2017	A	103	10	J.J. McKelvey	Duke	W, 34-31	11-2-2002	A
114	6	Glenn Smith	Auburn	W, 41-0	11-25-1950	A	103	8	Chansi Stuckey	NC State	W, 31-10	10-13-2005	A
114	8	Artavis Scott	Oklahoma	W, 40-6	12-29-2014	N	103	3	Justyn Ross	Georgia Southern	W, 38-7	9-15-2018	H
114	5	Travis Etienne	Virginia	W, 41-23	10-3-2020	H	102	3	Derrick Hamilton	North Carolina	W, 36-28	10-25-2003	H
113	7	Charlie Waters	North Carolina	W, 24-14	11-16-1968	H	101	8	Charlie Waters	Georgia	L, 0-30	9-27-1969	H
113	6	Sammy Watkins	Wake Forest	W, 56-7	9-28-2013	H	101	7	Charlie Waters	Georgia Tech	W, 21-10	10-4-1969	A
112	8	Tony Horne	NC State	W, 19-17	9-13-1997	A	101	3	Jim Sursavage	Duke	L, 27-34	11-8-1969	A
112	8	Chansi Stuckey	Wake Forest	W, 37-30 <sup>(OT)</sup>	9-4-2004	H	101	7	Derrick Hamilton	Duke	W, 34-31	11-2-2002	A
112	5	Chansi Stuckey	Duke	W, 49-20	11-5-2005	H	101	5	Kevin Youngblood	Georgia Tech	W, 39-3	9-20-2003	A
112	5	Jacoby Ford	Nebraska	L, 21-26	1-1-2009	N	101	7	Kevin Youngblood	Wake Forest	L, 17-45	11-1-2003	A
112	9	Mike Williams	Oklahoma	W, 40-6	12-29-2014	N	101	5	Brandon Ford	NC State	W, 62-48	11-17-2012	H
111	11	Rod Gardner	Marshall	L, 10-13	9-4-1999	H	101	7	Sammy Watkins	Boston College	W, 24-14	10-12-2013	H
111	9	Justyn Ross	South Carolina	W, 38-3	11-30-2019	A	101	6	Jordan Leggett	Florida State	W, 23-13	11-7-2015	H
111	4	Joseph Ngata	Boston College	W, 19-13	10-2-2021	H	101	3	Tee Higgins	South Carolina	W, 38-3	11-30-2019	A
110	7	Keith Jennings	Penn State	W, 35-10	1-1-1988	N	<b>101 3</b>	<b>Cole Turner</b>	<b>North Carolina</b>	<b>W, 39-10</b>	<b>12-3-2022</b>	<b>N</b>	
110	10	Tony Horne	App State	W, 23-12	9-6-1997	H	100	3	Jackie Calvert	Duquesne	W, 53-20	11-4-1950	H
110	11	Sammy Watkins	NC State	W, 62-48	11-17-2012	H	100	4	Terrance Rouhlac	North Carolina	L, 20-21	11-9-1985	A
110	6	Joseph Ngata	Georgia	L, 3-10	9-4-2021	N	100	8	Mal Lawyer	NC State	L, 39-46	10-31-1998	H
109	9	Brian Wofford	Wake Forest	W, 12-3	10-30-1999	A	100	6	Brian Wofford	NC State	L, 31-35	10-9-1999	A
109	5	Jacoby Ford	Georgia Tech	L, 27-30	9-10-2009	A	100	10	Kevin Youngblood	Furman	W, 28-17	9-6-2003	H
108	7	Jack Anderson	South Carolina	L, 13-27	11-22-1969	A	100	4	Chansi Stuckey	Louisiana Tech	W, 51-0	9-30-2006	H
108	8	Perry Tuttle	Baylor	L, 18-24	12-31-1979	N	100	11	Tyler Grisham	Virginia Tech	L, 23-41	10-6-2007	H
108	6	Ray Williams	Virginia	W, 55-0	9-8-1984	A	100	9	Tyler Grisham	Wake Forest	W, 44-10	11-10-2007	H
108	7	Airese Currie	NC State	W, 26-20	10-30-2004	H	100	6	Ray-Ray McCloud	Miami (Fla.)	W, 38-3	12-2-2017	N

# 100-YARD RUSHER & 100-YARD RECEIVER IN A GAME


Date	Opponent	Site	Rusher(s)	Receiver
11-22-1947	Auburn	H	Bobby Gage 18-141	Henry Walker 10-148
11-4-1950	Duquesne	H	Billy Hair 9-104	Jackie Calvert 3-100
11-25-1950	Auburn	A	Fred Cone 33-163	Glenn Smith 6-114
11-16-1968	North Carolina	H	Ray Yaeger 35-201	Charlie Waters 7-113
10-4-1969	Georgia Tech	A	Ray Yaeger 23-146	Charlie Waters 4-132
10-25-1969	Alabama	H	Ray Yaeger 21-100	Charlie Waters 10-144
11-8-1969	Duke	A	Ray Yaeger 31-141	Jim Sursavage 3-101
9-25-1976	Georgia Tech	A	Steve Fuller 26-111	Jerry Butler 4-123
9-24-1977	Georgia Tech	A	Lester Brown 28-134	Jerry Butler 5-163
10-7-1978	Virginia Tech	H	Steve Fuller 13-106	Jerry Butler 7-103
11-11-1978	North Carolina	H	Lester Brown 28-154	Jerry Butler 6-124
9-8-1979	Furman	H	Lester Brown 12-101	Perry Tuttle 6-145
10-31-1981	Wake Forest	H	Cliff Austin 13-101	Perry Tuttle 7-161
10-20-1984	Duke	H	Kenny Flowers 11-119	Terrence Rouhlac 5-129
11-9-1985	North Carolina	A	Kenny Flowers 25-101	Terrence Rouhlac 4-100
1-1-1988	Penn State	N	Terry Allen 11-105	Keith Jennings 7-110
11-23-1991	South Carolina	A	DeChane Cameron 20-116	Terry Smith 5-117
10-28-1995	Georgia Tech	A	Emory Smith 26-100	Antwan Wyatt 6-123
9-6-1997	Appalachian State	H	Raymond Priestner 23-138	Tony Horne 10-110
10-2-1999	North Carolina	H	Travis Zachery 28-129	Rod Gardner 7-127
10-16-1999	Maryland	A	Woodrow Dantzler 22-183	Rod Gardner 5-128
11-6-1999	Duke	H	Travis Zachery 17-141	Rod Gardner 10-122
11-20-1999	South Carolina	A	Travis Zachery 17-105	Rod Gardner 6-138
10-7-2000	NC State	H	Travis Zachery 31-147, Woodrow Dantzler 25-103	Rod Gardner 10-137
10-14-2000	Maryland	H	Travis Zachery 29-151	Rod Gardner 5-148
10-13-2001	NC State	A	Woodrow Dantzler 23-184	Derrick Hamilton 6-106
12-1-2001	Duke	H	Woodrow Dantzler 19-135, Travis Zachery 14-114	Roscoe Crosby 6-139
10-25-2003	North Carolina	H	Duane Coleman 13-111	Derrick Hamilton 3-102
11-6-2004	Miami (Fla.)	A	Reggie Merriweather 20-114	Airese Currie 7-128
10-13-2005	NC State	A	James Davis 12-143	Chansi Stuckey 8-103
10-22-2005	Temple	H	Reggie Merriweather 17-108	Aaron Kelly 7-155
11-5-2005	Duke	H	Reggie Merriweather 18-104	Chansi Stuckey 5-112
9-30-2006	Louisiana Tech	H	James Davis 11-143, C.J. Spiller 15-127, Demerrick Chancellor 11-113	Chansi Stuckey 4-100
10-20-2007	Central Michigan	H	Sadat Chambers 10-112	Aaron Kelly 7-121
11-24-2007	South Carolina	A	James Davis 23-122	Aaron Kelly 9-134
11-13-2010	Florida State	A	Jamie Harper 27-143	DeAndre Hopkins 8-106
10-8-2011	Boston College	H	Andre Ellington 22-117	Sammy Watkins 7-152
10-15-2011	Maryland	A	Andre Ellington 24-212	Sammy Watkins 8-105
1-4-2012	West Virginia	N	Andre Ellington 10-116	DeAndre Hopkins 10-107
9-1-2012	Auburn	N	Andre Ellington 25-228	DeAndre Hopkins 13-119
9-29-2012	Boston College	A	Andre Ellington 25-132	DeAndre Hopkins 11-197
11-17-2012	NC State	H	Andre Ellington 22-124, Tajh Boyd 18-103	Sammy Watkins 11-110, Brandon Ford 5-101
8-31-2013	Georgia	H	Roderick McDowell 22-132	Sammy Watkins 6-127
10-26-2013	Maryland	A	Roderick McDowell 30-161	Sammy Watkins 14-163
1-3-2014	Ohio State	N	Tajh Boyd 20-127	Sammy Watkins 16-227
11-6-2014	Wake Forest	A	Wayne Gallman 19-106	Artavis Scott 8-122
11-29-2014	South Carolina	H	Wayne Gallman 27-191	Artavis Scott 7-185
11-7-2015	Florida State	H	Deshaun Watson 16-107, Wayne Gallman 22-103	Jordan Leggett 6-101
11-14-2015	Syracuse	A	Deshaun Watson 14-105	Charone Peake 7-120
9-3-2016	Auburn	A	Wayne Gallman 30-123	Mike Williams 9-174
11-26-2016	South Carolina	H	Wayne Gallman (19-112)	Mike Williams 6-100
9-15-2018	Georgia Southern	H	Travis Etienne (16-164)	Justyn Ross (3-103)
11-24-2018	South Carolina	H	Travis Etienne (28-150)	Tee Higgins (6-142)
12-29-2018	Notre Dame	N	Travis Etienne (14-109)	Justyn Ross (6-148)
10-26-2019	Boston College	H	Travis Etienne (16-109)	Diondre Overton (3-119)
12-7-2019	Virginia	N	Travis Etienne (14-114)	Tee Higgins (9-182)
12-19-2020	Notre Dame	N	Travis Etienne (10-124)	Amari Rodgers (8-121)
10-2-2021	Boston College	H	Kobe Pace (18-125)	Joseph Ngata (4-111)
11-20-2021	Wake Forest	H	Kobe Pace (24-191), Will Shipley (19-111)	Beaux Collins (4-137)

# UNUSUAL STATISTICAL OCCURRENCES

## 200 RUSHING YARDS & 200 PASSING YARDS IN A GAME

Year	Opponent	Site	Rush	Pass	Score
1950	Duquesne	H	235	223	53-20
1953	Wake Forest	H	276	204	18-0
1959	Virginia	A	250	224	47-0
1961	Furman	H	206	212	35-6
1973	Virginia	H	275	227	32-27
	Wake Forest	H	300	200	35-8
	North Carolina	A	250	212	37-29
1975	North Carolina	A	214	243	38-35
1976	Georgia Tech	A	248	234	24-24
1978	The Citadel	H	322	245	58-3
	Wake Forest	A	342	208	51-6
	Maryland	A	216	224	28-24
1981	Duke	A	240	323	38-10
	Wake Forest	H	536	220	82-24
1984	Virginia	A	302	233	55-0
	Duke	H	312	235	54-21
	Wake Forest	H	209	201	37-14
1987	Penn State	N1	285	214	35-10
1989	Virginia	H	264	210	34-20
	Wake Forest	H	218	247	44-10
1991	Maryland	H	230	230	40-7
	South Carolina	A	272	231	41-23
1992	North Carolina	H	286	205	40-7
1995	Western Carolina	H	210	212	55-9
	Wake Forest	A	234	239	29-14
1996	Wake Forest	H	264	219	21-10
1997	App State	H	202	250	23-12
1998	Furman	H	212	202	33-0
1999	North Carolina	H	236	208	31-20
	Maryland	A	290	252	42-30
	Duke	H	239	319	58-7
2000	The Citadel	H	236	222	38-0
	Missouri	H	206	275	62-7
	NC State	H	274	220	34-27
	Duke	A	315	212	52-22
2001	Wofford	H	200	283	38-14
	Georgia Tech	A	248	254	47-44
	NC State	A	234	333	45-37
	Duke	H	328	280	59-31
	Louisiana Tech	N2	273	275	49-24
2002	Ball State	H	203	209	30-7
	North Carolina	A	256	274	42-12
2003	North Carolina	H	219	309	36-28
	South Carolina	A	240	302	63-17
2005	NC State	A	243	246	31-10
	Duke	H	234	216	49-20
2006	Wake Forest	A	214	214	27-17
	Temple	N3	337	222	63-9
2007	NC State	A	340	268	42-20
	Central Michigan	H	341	315	70-14
	South Carolina	A	214	229	23-21
2008	The Citadel	H	252	273	45-17
2009	Florida State	H	241	242	40-24
	NC State	A	254	200	43-23
2010	Presbyterian	H	212	202	58-21
2011	Wofford	H	215	261	35-27
	Auburn	H	238	386	38-24
	Maryland	A	306	270	56-45
	Virginia Tech	N3	217	240	38-10
2012	Auburn	N4	320	208	26-19
	Boston College	A	209	367	45-31
	Georgia Tech	H	204	397	47-31
	Duke	A	334	384	56-20
	NC State	H	328	426	62-48
2013	Maryland	A	236	304	40-27
	The Citadel	H	208	350	52-6
2014	South Carolina State	H	268	467	73-7
	NC State	H	226	267	41-0
	South Carolina	H	225	266	35-17
2015	Wofford	H	222	311	49-10
	Georgia Tech	H	201	336	43-24
	NC State	A	240	383	56-41
	Florida State	H	215	297	23-13
	Syracuse	A	202	368	37-27
	South Carolina	A	236	279	37-32
	North Carolina	N3	319	289	45-37
	Oklahoma	N5	312	218	37-17
2016	South Carolina State	H	227	328	59-0
	Louisville	H	201	306	42-36
	Boston College	A	230	278	56-10
	Wake Forest	A	254	202	35-13
	South Carolina	H	250	372	56-0
	Ohio State	N	205	265	31-0
2017	Kent State	H	353	312	56-3
	Louisville	A	297	316	47-21
	Georgia Tech	H	221	207	24-10
2018	Furman	H	249	282	48-7

FRED CONE HAD 143 RUSHING YARDS VERSUS PRESBYTERIAN IN 1950, ONE OF THREE TIGERS WITH 100+ RUSHING YARDS IN THE GAME.



Georgia Southern	H	309	286	38-7
Georgia Tech	A	248	232	49-21
Wake Forest	A	471	227	63-3
Duke	H	208	251	35-6
South Carolina	H	351	393	56-35
Notre Dame	N6	211	327	30-3
2019 Georgia Tech	H	411	221	52-14
Syracuse	A	221	391	41-6
Charlotte	H	235	231	52-10
Florida State	H	320	232	45-14
Louisville	A	298	253	45-10
Boston College	H	302	372	59-7
Wofford	H	419	283	59-14
NC State	A	246	303	55-10
South Carolina	A	211	316	38-3
Virginia	N3	211	408	62-17
2020 Miami (Fla.)	H	258	292	42-17
Notre Dame	N3	219	322	34-10
2021 South Carolina State	H	242	262	49-3
Boston College	H	231	207	19-13
Wake Forest	H	333	210	48-27
2022 Louisiana Tech	H	280	241	48-20
2023 Duke	A	213	209	7-28
Charleston Southern	H	274	405	66-17
Georgia Tech	H	260	205	42-21
North Carolina	H	247	219	31-20

N1 - Orlando, Fla. (Citrus Bowl); N2 - Boise, Idaho (Humanitarian Bowl); N3 - Charlotte, N.C.; N4 - Atlanta, Ga.; N5 - Miami Gardens, Fla. (Orange Bowl); N6 - Arlington, Texas (Cotton Bowl); Note: Clemson's record when totaling at least 200 yards of each is 111-1-1.

### MULTIPLE 100-YARD RUSHERS IN A GAME

Date	Opponent	Site	Players
11-15-1941	Wake Forest	H	Payne (102), Sweatte (101)

11-22-1941	Furman	A	Tinsley (127), Timmons (103)
10-19-1944	South Carolina	A	Tinsley (146), Rogers (117)
9-22-1945	Presbyterian	H	Gage (145), Reynolds (105)
11-6-1948	Furman	H	Cox (116), Gage (104)
9-23-1950	Presbyterian	H	Cone (143), Mathews (131), Calvert (109)
9-30-1950	Missouri	A	Calvert (175), Mathews (120), Cone (111)
11-18-1950	Furman	H	Cone (145), Hair (141)
9-22-1951	Presbyterian	H	Hair (174), Gressette (110)
11-17-1951	Furman	A	Gressette (130), George (114)
11-24-1951	Auburn	H	Gressette (174), Hair (113)
11-23-1974	South Carolina	H	Callicutt (197), Fellers (106)
11-25-1978	South Carolina	H	Fuller (108), Sims (104)
10-9-1982	Virginia	A	Austin (105), McCall (103), C. McSwain (103)
10-23-1982	NC State	A	Austin (109), C. McSwain (129)
10-15-1983	Duke	A	Mack (150), Flowers (112)
10-12-1985	Virginia	H	Driver (121), Flowers (111)



# UNUSUAL STATISTICAL OCCURRENCES

11-2-1985	Wake Forest	H	Flowers (141), Driver (114)
11-23-1985	South Carolina	A	Flowers (136), Driver (114)
10-10-1987	Virginia	H	Allen (183), McFadden (119)
11-14-1987	Maryland	H	Allen (103), McFadden (101)
9-22-1990	App State	H	Williams (183), Witherspoon (123)
10-12-1991	Virginia	H	Williams (185), Harris (102)
12-1-1991	Duke	N1	Blunt (163), Harris (126)
10-10-1992	Virginia	A	Blunt (141), Solomon (104)
11-12-1994	Georgia Tech	H	Pegues (136), Greene (111)
11-9-1996	Virginia	A	Dunnican (123), Priestler (122)
10-7-2000	NC State	H	Zachery (147), Dantzler (103)
12-1-2001	Duke	H	Dantzler (135), Zachery (115)
11-9-2002	North Carolina	A	Rambert (106), T. Hill (105)
9-30-2006	Louisiana Tech	H	Davis (143), Spiller (127), D. Chancellor (113)
10-12-2006	Temple	N2	Davis (138), D. Chancellor (114)
10-21-2006	Georgia Tech	H	Davis (216), Spiller (116)
9-22-2007	NC State	A	Davis (166), Spiller (114)
10-27-2007	Maryland	A	Davis (129), Spiller (106)
9-4-2010	North Texas	H	Ellington (122), Harper (101)
11-17-2012	NC State	H	Ellington (124), Boyd (103)
11-7-2015	Florida State	H	D. Watson (107), Gallman (103)
11-28-2015	South Carolina	A	D. Watson (114), Gallman (102)

12-5-2015	North Carolina	N2	Gallman (187), D. Watson (131)
12-31-2015	Oklahoma	N3	Gallman (150), D. Watson (145)
9-23-2017	Boston College	H	Etienne (113), K. Bryant (106)
10-6-2018	Wake Forest	A	Etienne (167), Dixon (163), Choice (128)
11-3-2018	Louisville	H	Etienne (153), Dixon (116), Feaster (101)
11-20-2021	Wake Forest	H	Pace (191), Shipley (111)

N1 - Tokyo, Japan; N2 - Charlotte, N.C.; N3 - Miami Gardens, Fla.

## MULTIPLE 100-YARD PASSERS IN A GAME

Date	Opponent	Site	Players
11-9-1946	Tulane	A	Leverman (153), Hendley (101)
9-26-1959	Virginia	A	White (104), Shingler (101)
10-19-1963	Duke	A	Parker (246), Ray (118)
11-20-1971	NC State	H	Pengitore (120), Kendrick (107)
9-16-1978	The Citadel	H	Fuller (139), Lott (106)
12-31-2010	South Florida	N	K. Parker (134), Boyd (112)
9-8-2012	Ball State	H	Boyd (229), Stoudt (123)
9-7-2013	South Carolina State	H	Boyd (169), Stoudt (143)
9-6-2014	South Carolina State	H	Stoudt (302), D. Watson (154)
11-5-2016	Syracuse	H	Schuessler (177), D. Watson (169)
11-18-2017	The Citadel	H	K. Bryant (230), H. Johnson (144), Cooper (105)
9-1-2018	Furman	H	T. Lawrence (137), K. Bryant (132)
12-7-2019	Virginia	N	Lawrence (302), Brice (106)

## MULTIPLE 100-YARD RECEIVERS IN A GAME

Date	Opponent	Site	Players
10-31-1998	NC State	H	Wofford (128), Lawyer (100)
11-2-2002	Duke	A	McKelvey (103), Hamilton (101)
9-4-2004	Wake Forest	H	Currie (152), Stuckey (112)
10-6-2007	Virginia Tech	H	Kelly (174), Grisham (100)
11-17-2012	NC State	H	S. Watkins (110), Ford (101)
10-5-2013	Syracuse	A	S. Watkins (126), Humphries (118)
11-14-2013	Georgia Tech	H	Bryant (176), S. Watkins (104)
12-29-2014	Oklahoma	N	A. Scott (114), M. Williams (112)
11-5-2016	Syracuse	H	Cain (125), M. Williams (106)
11-12-2016	Pittsburgh	H	M. Williams (202), A. Scott (125)
11-18-2017	The Citadel	H	Higgins (178), Cain (140)
9-14-2019	Syracuse	A	Higgins (150), Rodgers (121)
11-30-2019	South Carolina	A	Ross (111), Higgins (101)
10-31-2020	Boston College	H	Etienne (140), Powell (105)
11-7-2020	Notre Dame	A	Powell (161), Rodgers (134)

## 100 YARDS IN TWO CATEGORIES IN A GAME

Date	Player	Rec.	KOR	PR	Opponent
9-20-1997	Tony Horne	131	109	---	Florida State
10-4-1997	Tony Horne	119	---	106	UTEP
10-25-2003	Derrick Hamilton	102	100	---	North Carolina
12-31-2007	C.J. Spiller	*112	103	---	Auburn
10-24-2009	C.J. Spiller	104	125	---	Miami (Fla.)
10-15-2011	Sammy Watkins	105	207	---	Maryland
10-29-2011	Sammy Watkins	153	124	---	Georgia Tech
9-29-2012	Andre Ellington	*132	129	---	Boston College

\* - rushing



ANDRE ELLINGTON HAD 132 RUSHING YARDS AND 129 KICKOFF RETURN YARDS AT BOSTON COLLEGE IN 2012.



# CLEMSON NON-OFFENSIVE TOUCHDOWNS

Year	Type	Player	Site	Opponent	Yards
1951	IR	Archie Baker	H	Auburn	56
	IR	Jimmy Quarles	A	Rice	90
1953	BPR	Scott Jackson	A	Boston College	41
1954	PR	Ken Moore	N	Wake Forest	81
	PR	Joe Pagliei	H	Presbyterian	74
	IR	Walt Laraway	H	The Citadel	30
	BPR	Walt Laraway	H	The Citadel	39
1958	BPR	Jim Padgett	H	North Carolina	28
	FR	Charlie Horne	H	Boston College	28
1959	KOR	Bill Mathis	A	Georgia Tech	99
	IR	Paul Snyder	A	Rice	18
	IR	Harry Pavlack	A	Furman	26
1961	PR	Elmo Lam	H	Tulane	68
1962	PR	Mack Matthews	A	Wake Forest	88
	KOR	Hal Davis	H	Georgia	98
1964	BPR	Butch Robbins	A	Wake Forest	0
	IR	Ted Buntun	H	Virginia	48
1966	PR	Frank Liberatore	H	Virginia	66
	IR	Richard Garick	H	North Carolina	31
1967	PR	Frank Liberatore	H	Georgia	52
	IR	Billy Ware	A	North Carolina	23
1968	FGR	Richie Luzzi	A	Georgia	108
1970	PR	Don Kelley	A	Wake Forest	67
	IR	Don Kelley	H	Duke	102
	PR	Don Kelley	A	Maryland	85
	IR	Jewell McLaurin	A	Maryland	68
1971	FR	Smiley Sanders	H	Kentucky	1
	IR	Bobby Johnson	A	Auburn	40
1973	IR	Frank Wise	H	Wake Forest	36
1974	IR	Dennis Smith	H	South Carolina	31
1977	IR	Rex Varn	H	Maryland	93
1978	IR	Rex Varn	A	NC State	94
1979	IR	Jeff Davis	H	Wake Forest	17
1980	BPR	Bill Smith	A	Virginia	11

1981	BPR	Willie Underwood	H	South Carolina	37
1982	IR	Johnny Rembert	A	South Carolina	*0
	IR	Johnny Rembert	H	Duke	43
1984	IR	Kenny Danforth	A	Virginia	22
1985	BPR	Perry Williams	H	Maryland	30
1986	IR	Delton Hall	H	Duke	67
1987	PR	Donnell Woolford	H	Georgia Tech	78
	KOR	Joe Henderson	H	Georgia Tech	95
	PR	Donnell Woolford	H	Wake Forest	67
1988	IR	Doug Brewster	A	Georgia Tech	68
1989	BPR	Tony Mauney	H	Furman	*0
	IR	Wayne Simmons	A	Florida State	73
	IR	Levon Kirkland	A	Virginia Tech	47
	FR	Chester McGlockton	A	West Virginia	*0
1990	IR	Arlington Nunn	H	Long Beach State	55
	KOR	Doug Thomas	H	Long Beach State	98
	KOR	Doug Thomas	A	Maryland	98
	FR	Dexter Davis	A	NC State	52
	IR	Arlington Nunn	A	Wake Forest	26
	IR	Dexter Davis	H	North Carolina	30
	IR	Arlington Nunn	N	Illinois	34
1991	PR	Darnell Stephens	H	Maryland	89
1992	IR	James Trapp	H	Florida State	39
	FR	Michael Barber	H	Chattanooga	91
	IR	Tim Jones	H	South Carolina	26
1994	FR	Chris Franklin	H	NC State	60
1995	BPR	Andy Ford	H	Western Carolina	26
	IR	Brian Dawkins	H	North Carolina	49
1996	FR	Eric Bradford	H	Furman	9
	IR	Peter Ford	H	Maryland	66
	FR	Rahim Abdullah	H	NC State	9
1997	FR	Rahim Abdullah	A	NC State	74
	IR	Rahim Abdullah	H	Duke	63
	IR	Antwan Edwards	A	South Carolina	42
	PR	Tony Horne	A	South Carolina	39

1998	BPR	Chad Speck	N	Auburn	18
	FR	Chris Jones	H	Furman	*0
	FR	Antwan Edwards	A	Virginia	93
	IR	Alex Ardley	A	North Carolina	26
	IR	Howard Bartley	H	South Carolina	48
1999	IR	Terry Jolly	H	Duke	20
2000	IR	Charles Hafley	H	Missouri	27
	PR	Joe Don Reames	A	Virginia	69
	PR	Brian Mance	H	Georgia Tech	88
2001	FR	Eric Meekins	H	Wofford	29
	KOR	Derrick Hamilton	A	Maryland	100
2002	FR	Bryant McNeal	A	Georgia	55
	KOR	Justin Miller	H	NC State	80
2003	FR	J.J. Howard	H	Furman	17
	KOR	Derrick Hamilton	H	North Carolina	100
	PR	Justin Miller	H	Duke	63
2004	PR	Justin Miller	H	Wake Forest	69
	KOR	Justin Miller	A	Florida State	97
	KOR	Justin Miller	A	Florida State	86
	BPR	Bobby Williamson	H	Utah State	*0
	IR	Eric Coleman	H	NC State	20
2005	PR	Chansi Stuckey	H	Texas A&M	47
2006	PR	Jacoby Ford	H	Florida Atlantic	92
	FR	Sergio Gilliam	H	Florida Atlantic	31
	KOR	Jacoby Ford	H	Louisiana Tech	94
	IR	Nick Watkins	H	Louisiana Tech	26
	FR	Gaines Adams	A	Wake Forest	66
	IR	Jock McKissic	H	South Carolina	82
2007	KOR	C.J. Spiller	A	Duke	84
	KOR	C.J. Spiller	H	Wake Forest	90
	BPR	La'Donte Harris	A	South Carolina	10
2008	KOR	C.J. Spiller	N	Alabama	96
	IR	Chris Clemons	H	South Carolina State	32
	FR	DeAndre McDaniel	N	Nebraska	28
2009	KOR	C.J. Spiller	H	Middle Tennessee	96
	PR	Jacoby Ford	H	Middle Tennessee	61
	PR	C.J. Spiller	H	Boston College	77
	KOR	C.J. Spiller	A	Maryland	92
	KOR	C.J. Spiller	A	Miami (Fla.)	90
	IR	DeAndre McDaniel	A	Miami (Fla.)	23
	KOR	C.J. Spiller	A	South Carolina	88
2010	KOR	Andre Ellington	H	Maryland	87
	IR	Xavier Brewer	H	Maryland	61
	IR	Rashard Hall	A	Boston College	52
2011	KOR	Sammy Watkins	A	Maryland	89
	IR	Kourtnei Brown	H	North Carolina	20
	FR	Kourtnei Brown	H	North Carolina	26
2012	IR	Jonathan Meeks	H	Virginia Tech	74
	FR	Corey Crawford	H	Maryland	16
2013	IR	Martin Jenkins	H	South Carolina State	52
	IR	Darius Robinson	H	South Carolina State	35
	FR	Vic Beasley	H	Boston College	13
	FR	Quandon Christian	H	The Citadel	22
2014	IR	Jadar Johnson	H	South Carolina State	60
	FR	Vic Beasley	H	NC State	16
	PR	Adam Humphries	H	Louisville	72
	IR	Ben Boulware	N	Oklahoma	47
2015	IR	Carlos Watkins	H	App State	15
	IR	Cordrea Tankersley	A	Miami (Fla.)	36
2016	IR	Mark Fields	A	Boston College	42
	IR	Tanner Muse	H	Syracuse	64
2017	IR	Dorian O'Daniel	A	Louisville	44
	IR	Dorian O'Daniel	A	Virginia Tech	22
	FR	Tanner Muse	A	Syracuse	63
	PR	Ray-Ray McCloud	A	NC State	77
	IR	Ryan Carter	A	South Carolina	12
2018	FR	Christian Wilkins, Clelin Ferrell	A	Georgia Tech	4
	IR	Isaiah Simmons	H	Louisville	27
	PR	Amari Rodgers	A	Boston College	58
	IR	A.J. Terrell	N	Alabama	44
2019	IR	K'Von Wallace	H	Charlotte	66
	IR	Derion Kendrick	H	Florida State	38
	FR	Logan Rudolph	H	Boston College	39
2020	FR	James Skalski	H	The Citadel	17
	FR	Andrew Booth Jr.	H	Syracuse	21
	FR	Derion Kendrick	A	Virginia Tech	66
2021	FR	Barrett Carter	H	Florida State	3
	IR	Mario Goodrich	N	Iowa State	18
2022	IR	Jeremiah Trotter Jr.	H	South Carolina	35
	IR	Nate Wiggins	N	North Carolina	98
2023	IR	Wade Woodaz	H	Charleston Southern	35
	IR	Nate Wiggins	H	Florida Atlantic	46
	IR	Jeremiah Trotter Jr.	H	Notre Dame	28
	IR	Shelton Lewis	H	Georgia Tech	46
	FR	Khalil Barnes	A	South Carolina	42

\* - statistically not a fumble return, but rather a recovered fumble only; Note: Clemson home games in **bold**; stats from 1951-23.



**JEREMIAH TROTTER JR. HAD A 28-YARD INTERCEPTION RETURN FOR A TOUCHDOWN, ONE OF A CLEMSON-RECORD-TYING FOUR BY THE TIGERS IN 2023.**



# OPPONENT NON-OFFENSIVE TOUCHDOWNS

Year	Type	Player	Site	Opponent	Yards	Year	Type	Player	Site	Opponent	Yards	Year	Type	Player	Site	Opponent	Yards
1951	IR	Harry Jabbusch	A	South Carolina	13	1987	KOR	Jon Jeffries	A	Virginia Tech	92	2009	FR	Chris McCoy	H	Middle Tennessee	68
	PR	Chuck Prezioso	A	South Carolina	74		PR	Nate Lewis	H	Georgia	76		PR	Jerrard Tarrant	A	Georgia Tech	85
1952	IR	Howard Chapman	A	Florida	*0		IR	Brad Edwards	A	South Carolina	40		FR	Marcus Robinson	A	Miami (Fla.)	53
1953	IR	Joe Counts	H	Presbyterian	34	1988	PR	Deion Sanders	H	Florida State	76		IR	Jamie Robinson	H	Florida State	52
	PR	Dick Nolan	H	Maryland	90		KOR	Quinton McCracken	H	Duke	96	2010	IR	Antonio Allen	H	South Carolina	37
	PR	Dick Zotti	A	Boston College	70	1989	KOR	Marcus Mickel	A	Virginia Tech	90	2011	FR	Bjoern Werner	H	Florida State	25
1957	KOR	Dick Christy	H	NC State	97	1990	KOR	Leroy Gallman	H	Duke	78		IR	Cameron Chism	A	Maryland	46
1959	IR	Bobby Robinson	H	Wake Forest	69	1991	PR	Brian Treggs	N	California	72		KOR	T.J. Thorpe	H	North Carolina	100
1960	IR	John Janus	A	Boston College	60	1993	FR	Derrick Brooks	A	Florida State	83		PR	Mike Campanaro	H	Wake Forest	50
1961	FR	Jim Costen	A	South Carolina	27	1994	BPR	Ray Farmer	A	Duke	20		FR	Darwin Cook	N	West Virginia	99
1962	IR	Ernie Arizzi	A	Maryland	68		IR	Benji Young	H	South Carolina	27	2013	FR	Mario Edwards Jr.	H	Florida State	37
1963	IR	Ernie Arizzi	H	Maryland	83	1996	PR	Dee Feaster	A	Florida State	79	2014	KOR	Todd Gurley	A	Georgia	100
1964	IR	Barry Wilson	A	Georgia	16	1997	PR	Peter Warrick	H	Florida State	90		FR	Dominique Mitchell	H	South Carolina State	35
	IR	Ron Nalewak	A	Maryland	20		FR	Sam Cowart	H	Florida State	*0		IR	Jamal Golden	A	Georgia Tech	85
1965	BPR	Larry Kohn	A	Georgia	38		BPR	Tavares Tillman	A	Georgia Tech	30		IR	Chris Milton	A	Georgia Tech	62
1966	PR	Mike Battle	A	Southern California	74		FR	Darius Clark	H	Duke	5	2015	KOR	Traveon Samuel	A	Louisville	100
1967	PR	Jimmy Carter	A	Auburn	61	1998	IR	Mark Makovec	H	Wake Forest	36		KOR	Nyheim Hines	A	NC State	100
1968	IR	Buddy McClinton	H	Auburn	53		FR	Jason Perry	H	NC State	36		KOR	Kenyan Drake	N	Alabama	95
	PR	Tyler Hellams	H	South Carolina	73	1999	IR	Ike Charlton	A	Virginia Tech	34	2016	IR	Mike Stevens	H	NC State	28
1970	IR	Bill Brafford	H	North Carolina	31		FR	Corey Moore	A	Virginia Tech	32	2017	IR	Mack Wilson	N	Alabama	18
1971	KOR	Doug Kotar	H	Kentucky	98	2002	KOR	Fred Gibson	A	Georgia	91	2018	KOR	Hassan Hall	H	Louisville	93
	IR	Don Golden	H	Georgia	71		KOR	Leon Washington	A	Florida State	97		PR	Michael Walker	A	Boston College	74
	FR	Glenn Flynn	A	Auburn	17		BPR	Terrence Holt	H	NC State	39	2020	BFGF	DJ Ivey	H	Miami (Fla.)	48
	BPR	Bill Brafford	A	North Carolina	37		KOR	Jerricho Cotchery	H	NC State	42		IR	Garrett Williams	H	Syracuse	39
1972	FR	David Vandiver	A	Rice	*0		PR	Wes Welker	N	Texas Tech	59		FR	Brandon Sebastian	H	Boston College	97
	IR	Clyde Power	A	Oklahoma	57	2003	IR	Eric King	A	Wake Forest	85		FR	Jeremiah Owusu-Koramoah	A	Notre Dame	23
	IR	Gary Faulkner	A	Georgia Tech	49		FR	Jyles Tucker	A	Wake Forest	12	2021	IR	Christopher Smith	N	Georgia	74
1973	FR	Mike Lacika	H	Virginia	*0	2004	IR	Leroy Smith	A	Florida State	41		IR	SirVocea Dennis	A	Pittsburgh	50
1974	FR	Joel Porter	H	Georgia Tech	19	2005	BPR	Geno Hayes	H	Florida State	*0		FR	Jermaine Johnson	H	Florida State	6
1975	IR	Wyatt Washington	H	Tulane	76	2006	KOR	Jeff Smith	A	Boston College	96		KOR	Brian Brewton	H	UConn	99
1978	KOR	Larry Fallen	H	Virginia Tech	100		BFGF	Tony Carter	A	Florida State	69	2022	FR	Ja'Had Carter	H	Syracuse	90
	BPR	Mike Carney	A	Maryland	*0		IR	Willie Young	H	NC State	34		BPR	Prince Kollie	A	Notre Dame	17
1980	PR	Scott Woerner	A	Georgia	67	2007	KOR	Darrell Blackman	A	NC State	99		IR	Benjamin Morrison	A	Notre Dame	96
	IR	Dennis Tabron	H	Duke	87		IR	D.J. Parker	H	Virginia Tech	32	2023	IR	Leon Thomas	H	Charleston Southern	67
	BPR	Earnest Butler	A	NC State	5		PR	Eddie Royal	H	Virginia Tech	82		FR	Kalen DeLoach	H	Florida State	56
1982	BPR	Stan Dooley	A	Georgia	2		KOR	Victor Harris	H	Virginia Tech	100		IR	Payton Wilson	A	NC State	15
1983	IR	James Jones	H	North Carolina	17	2008	IR	Nate Irving	H	NC State	33		KOR	Barion Brown	N	Kentucky	100
1984	IR	Mark Franklin	A	NC State	81		IR	Dominique Reese	H	Georgia Tech	34	* - statistically not a fumble return, but rather a recovered fumble only; Note: Clemson home games in <b>bold</b> ; stats from 1951-23.					
1985	PR	Brian Williams	A	Kentucky	57		BPR	Roderick Rollins	A	Boston College	14						
1986	BPR	Mitch Dove	H	Virginia Tech	*0		IR	Neefy Moffett	A	Florida State	18						

KOURTNEI BROWN SCORED TWO DEFENSIVE TOUCHDOWNS, ONE ON AN INTERCEPTION RETURN AND THE OTHER ON A FUMBLE RETURN, AGAINST NORTH CAROLINA IN 2011.

# INDIVIDUAL SEASON BESTS

## RUSHING YARDS

Rk	Player	Year	Car.	Yards	Avg.
1.	Travis Etienne	2018	204	1658	8.1
2.	Travis Etienne	2019	207	1614	7.8
3.	Wayne Gallman	2015	283	1527	5.4
4.	Raymond Priestler	1996	257	1345	5.2
5.	Raymond Priestler	1995	238	1322	5.6
6.	Terrence Flagler	1986	192	1258	6.6
7.	C.J. Spiller	2009	216	1212	5.6
8.	Kenny Flowers	1985	227	1200	5.3
9.	Terry Allen	1988	216	1192	5.5
10.	James Davis	2006	203	1187	5.8
11.	Will Shipley	2022	210	1182	5.6
12.	Andre Ellington	2011	223	1178	5.3
13.	Wayne Gallman	2016	232	1133	4.9
14.	Deshaun Watson	2015	207	1105	5.3
15.	Andre Ellington	2012	212	1081	5.1
16.	Cliff Austin	1982	197	1064	5.4
	James Davis	2007	214	1064	5.0
18.	Woodrow Dantzler	2001	221	1061	4.8
19.	Buddy Gore	1967	230	1045	4.5
20.	Woodrow Dantzler	2000	190	1028	5.4
21.	Travis Zachery	2000	206	1027	5.0
22.	Roderick McDowell	2013	189	1025	5.4
23.	Lester Brown	1978	202	1022	5.1

## RUSHING YARDS PER GAME

Rk	Player	Year	G	Yards	Y/G
1.	Raymond Priestler	1996	12	1345	112.1
2.	Travis Etienne	2018	15	1658	110.5
3.	Raymond Priestler	1995	12	1322	110.2
4.	Wayne Gallman	2015	14	1527	109.1
5.	Travis Etienne	2019	15	1614	107.6
6.	Cliff Austin	1982	10	1064	106.4
7.	Terrence Flagler	1986	12	1258	104.8
8.	Buddy Gore	1967	10	1045	104.5
9.	Kenny Flowers	1985	12	1200	100.0
10.	Terry Allen	1988	12	1192	99.3

## YARDS PER CARRY

Rk	Player	Year	Car-Yards	Y/C
1.	Lyn-J Dixon	2018	62-547	8.82
2.	Travis Etienne	2018	204-1658	8.13
3.	Travis Etienne	2019	207-1614	7.80
4.	C.J. Spiller	2006	129-938	7.27
5.	Andre Ellington	2009	68-491	7.22
6.	Travis Etienne	2017	107-766	7.16
7.	Ronald Williams	1991	82-585	7.13
8.	Adam Choice	2018	77-548	7.12
9.	Billy Hair	1950	81-573	7.07
10.	Terrence Flagler	1986	192-1258	6.55

Note: Minimum 400 yards.

## RUSHING TOUCHDOWNS

Rk	Player	Year	G	Car.	Yards	Y/C	TD
1.	Travis Etienne	2018	15	204	1658	8.1	24
2.	Travis Etienne	2019	15	207	1614	7.8	19
3.	Lester Brown	1978	12	202	1022	5.1	17
	James Davis	2006	13	203	1187	5.8	17
	Wayne Gallman	2016	15	232	1133	4.9	17
6.	Travis Zachery	1999	11	185	820	4.4	16
7.	Will Shipley	2022	14	210	1182	5.6	15
8.	Fred Cone	1950	10	184	845	4.6	14
	Cliff Austin	1982	10	197	1064	5.4	14
	Emory Smith	1995	12	145	712	4.9	14
	Travis Etienne	2020	12	168	914	5.4	14

## PASSING ATTEMPTS

Rk	Player	Year	Yards	Pct.	Co.	Att.
1.	Deshaun Watson	2016	4593	67.0	388	579
2.	Tajh Boyd	2011	3828	59.7	298	499
3.	Deshaun Watson	2015	4104	67.8	333	491
4.	Charlie Whitehurst	2003	3561	61.9	288	465
5.	Cade Klubnik	2023	2844	63.9	290	454
6.	Cullen Harper	2007	2991	65.1	282	433
7.	Tajh Boyd	2012	3896	67.2	287	427
8.	Tajh Boyd	2013	3851	68.5	283	413
9.	Trevor Lawrence	2019	3665	65.8	268	407
10.	Kelly Bryant	2017	2802	65.8	262	398

## COMPLETIONS

Rk	Player	Year	Yards	Pct.	Att.	Co.
1.	Deshaun Watson	2016	4593	67.0	579	388
2.	Deshaun Watson	2015	4104	67.8	491	333
3.	Tajh Boyd	2011	3828	59.7	499	298
4.	Cade Klubnik	2023	2844	63.9	454	290
5.	Charlie Whitehurst	2003	3561	61.9	465	288
6.	Tajh Boyd	2012	3896	67.2	427	287
7.	Tajh Boyd	2013	3851	68.5	413	283
8.	Cullen Harper	2007	2991	65.1	433	282
9.	Trevor Lawrence	2019	3665	65.8	407	268
10.	Kelly Bryant	2017	2802	65.8	398	262

## PASSING YARDS

Rk	Player	Year	Att.	Co.	Pct.	Yards
1.	Deshaun Watson	2016	579	388	67.0	4593
2.	Deshaun Watson	2015	491	333	67.8	4104
3.	Tajh Boyd	2012	427	287	67.2	3896
4.	Tajh Boyd	2013	413	283	68.5	3851
5.	Tajh Boyd	2011	499	298	59.7	3828
6.	Trevor Lawrence	2019	407	268	65.8	3665
7.	Charlie Whitehurst	2003	465	288	61.9	3561
8.	Trevor Lawrence	2018	397	259	65.2	3280
9.	Trevor Lawrence	2020	334	231	69.2	3153
10.	Cullen Harper	2007	433	282	65.1	2991

## PASSING YARDS PER GAME

Rk	Player	Year	G	Co.	Att.	Yards	Y/G
1.	Trevor Lawrence	2020	10	231	334	3153	315.3
2.	Deshaun Watson	2016	15	388	579	4593	306.2
3.	Tajh Boyd	2012	13	287	427	3896	299.7
4.	Tajh Boyd	2013	13	283	413	3851	296.2
5.	Charlie Whitehurst	2003	13	288	465	3561	273.9
6.	Deshaun Watson	2015	15	333	491	4104	273.6
7.	Tajh Boyd	2011	14	298	499	3828	273.4
8.	Trevor Lawrence	2019	15	268	407	3665	244.3
9.	Cullen Harper	2007	13	282	433	2991	230.1
10.	Charlie Whitehurst	2005	11	229	340	2483	225.7

## PASSING EFFICIENCY

Rk	Player	Year	Co.	Att.	Yards	TD	I	Eff.
1.	Deshaun Watson	2014	93	137	1466	14	2	188.6
2.	Trevor Lawrence	2020	231	334	3153	24	5	169.2
3.	Tajh Boyd	2013	283	413	3851	34	11	168.7
4.	Trevor Lawrence	2019	268	407	3665	36	8	166.7
5.	Tajh Boyd	2012	287	427	3896	36	13	165.6
6.	Willie Jordan	1975	40	73	728	5	1	158.3
7.	Trevor Lawrence	2018	259	397	3280	30	4	157.6
8.	Deshaun Watson	2015	333	491	4104	35	13	156.3
9.	Harvey White	1957	46	95	841	11	3	154.6
10.	Deshaun Watson	2016	388	579	4593	41	17	151.1

Note: Minimum 70 passing attempts.

## COMPLETION PERCENTAGE

Rk	Player	Year	Co.	Att.	Yards	Pct.
1.	Trevor Lawrence	2020	231	334	3153	69.2
2.	Tajh Boyd	2013	283	413	3851	68.5
3.	Deshaun Watson	2014	93	137	1466	67.9
4.	Deshaun Watson	2015	333	491	4104	67.8
5.	Charlie Whitehurst	2005	229	340	2483	67.4
6.	Tajh Boyd	2012	287	427	3896	67.2
7.	Deshaun Watson	2016	388	579	4593	67.0
8.	DJ Uiagalelei	2020	78	117	914	66.7
9.	Trevor Lawrence	2019	268	407	3665	65.8
10.	Kelly Bryant	2017	262	398	2802	65.8

Note: Minimum 100 passing attempts.

## PASSING TOUCHDOWNS

Rk	Player	Year	Co.	Att.	Yards	TD
1.	Deshaun Watson	2016	388	579	4593	41
2.	Tajh Boyd	2012	287	427	3896	36
	Trevor Lawrence	2019	268	407	3665	36
4.	Deshaun Watson	2015	333	491	4104	35
5.	Tajh Boyd	2013	283	413	3851	34
6.	Tajh Boyd	2011	298	499	3828	33
7.	Trevor Lawrence	2018	259	397	3280	30
8.	Cullen Harper	2007	282	433	2991	27
9.	Trevor Lawrence	2020	231	334	3153	24
10.	DJ Uiagalelei	2022	229	370	2521	22

## TOTAL OFFENSE YARDS

Rk	Player	Year	Rush	Pass	Total
1.	Deshaun Watson	2016	626	4593	5219
2.	Deshaun Watson	2015	1105	4104	5209
3.	Tajh Boyd	2012	514	3896	4410
4.	Tajh Boyd	2013	400	3851	4251
5.	Trevor Lawrence	2019	563	3665	4228
6.	Tajh Boyd	2011	218	3828	4046
7.	Woodrow Dantzler	2001	1061	2578	3639
8.	Charlie Whitehurst	2003	49	3561	3610
9.	Kelly Bryant	2017	665	2802	3467
10.	Trevor Lawrence	2018	177	3280	3457

## TOTAL OFFENSE YARDS PER GAME

Rk	Player	Year	G	Rush	Pass	Total	Y/G
1.	Deshaun Watson	2016	15	626	4593	5219	347.9
2.	Deshaun Watson	2015	15	1105	4104	5209	347.3
3.	Tajh Boyd	2012	13	514	3896	4410	339.2
4.	Trevor Lawrence	2020	10	203	3153	3356	335.6
5.	Tajh Boyd	2013	13	400	3851	4251	327.0
6.	Woodrow Dantzler	2001	12	1061	2578	3639	303.3
7.	Tajh Boyd	2011	14	218	3828	4046	289.0
8.	Trevor Lawrence	2019	15	563	3665	4228	281.9
9.	Charlie Whitehurst	2003	13	49	3561	3610	277.7
10.	Kelly Bryant	2017	14	665	2802	3467	247.6

## ALL-PURPOSE YARDS

Rk	Player	Year	Rush	Rec.	PR	KOR	Total
1.	C.J. Spiller	2009	1212	503	210	755	2680
2.	Sammy Watkins	2011	231	1219	12	826	2288
3.	Travis Etienne	2019	1614	432	----	128	2174
4.	Derrick Hamilton	2002	208	602	377	696	1883
5.	Tony Horne	1997	7	907	332	536	1782
6.	Travis Etienne	2020	914	588	44	189	1772
7.	C.J. Spiller	2008	629	436	189	516	1770
8.	Sammy Watkins	2013	11	1464	0	293	1768
9.	Will Shipley	2022	1182	242	----	324	1748
10.	Wayne Gallman	2015	1527	213	----	----	1740

## RECEPTIONS

Rk	Player	Year	G	Yards	Avg.	Rec.
1.	Sammy Watkins	2013	13	1464	14.5	101
2.	Mike Williams	2016	15	1361	13.9	98
3.	Artavis Scott	2015	15	901	9.7	93
4.	Aaron Kelly	2007	13	1081	12.3	88
5.	Sammy Watkins	2011	13	1219	14.9	82
	DeAndre Hopkins	2012	13	1405	17.1	82
7.	Rod Gardner	1999	12	1084	13.6	80
8.	Amari Rodgers	2020	12	1020	13.2	77
9.	Artavis Scott	2014	13	965	12.7	76
	Artavis Scott	2016	15	614	8.1	76

## RECEPTIONS PER GAME

Rk	Player	Year	G	Rec.	Rec./G
1.	Sammy Watkins	2013	13	101	7.77
2.	Aaron Kelly	2007	13	88	6.77
3.	Rod Gardner	1999	12	80	6.75
4.	Mike Williams	2016	15	98	6.53
5.	Amari Rodgers	2020	12	77	6.42
6.	Sammy Watkins	2011	13	82	6.31
	DeAndre Hopkins	2012	13	82	6.31
8.	Artavis Scott	2015	15	93	6.20</



# INDIVIDUAL SEASON BESTS

## RECEIVING YARDS PER GAME

Rk Player	Year	G	Rec.	Yards	Y/G
1. Sammy Watkins	2013	13	101	1464	112.6
2. DeAndre Hopkins	2012	13	82	1405	108.1
3. Sammy Watkins	2011	13	82	1219	93.8
4. Mike Williams	2016	15	98	1361	90.7
5. Rod Gardner	1999	12	80	1084	90.3
6. Rod Gardner	2000	12	58	1050	87.5
7. Amari Rodgers	2020	12	77	1020	85.0
8. Perry Tuttle	1980	11	53	915	83.2

## YARDS PER RECEPTION

Rk Player	Year	Rec-Yards	Avg.
1. Gary Cooper	1988	13-417	32.1
2. Whitey Jordan	1957	12-369	30.7
3. Martavis Bryant	2012	10-305	30.5
4. Don Kelley	1971	18-505	28.1
5. Ray Mathews	1948	14-379	27.1
6. Joe Pagliei	1955	10-223	22.3
7. Justyn Ross	2018	46-1000	21.7
8. Craig Brantley	1975	22-475	21.6
9. Joe Blalock	1939	15-322	21.5

Note: Minimum 10 receptions.

## RECEIVING TOUCHDOWNS

Rk Player	Year	G	Rec.	Yards	Avg.	TD
1. DeAndre Hopkins	2012	13	82	1405	17.1	18
2. Tee Higgins	2019	15	59	1167	19.8	13
3. Sammy Watkins	2011	13	82	1219	14.9	12
Sammy Watkins	2013	13	101	1464	14.5	12
Tee Higgins	2018	15	59	936	15.9	12
6. Aaron Kelly	2007	13	88	1081	12.3	11
Mike Williams	2016	15	98	1361	13.9	11
8. Derrick Hamilton	2003	13	62	1026	16.5	10
9. Deon Cain	2016	15	38	724	19.1	9
Justyn Ross	2018	15	46	1000	21.7	9

## TOTAL TOUCHDOWNS

Rk Player	Year	Rush	Rec.	Ret.	TD
1. Travis Etienne	2018	24	2	0	26
2. Travis Etienne	2019	19	4	0	23
3. C.J. Spiller	2009	12	4	5	21
4. Travis Zachery	2000	13	5	0	18
DeAndre Hopkins	2012	0	18	0	18
6. Lester Brown	1978	17	0	0	17
James Davis	2006	17	0	0	17
Wayne Gallman	2016	17	0	0	17
9. Travis Zachery	1999	16	0	0	16
Travis Etienne	2020	14	2	0	16

## PUNT RETURN YARDS

Rk Player	Year	PR	Avg.	Yards
1. Shad Bryant	1938	27	18.0	487
2. Don Kelley	1970	24	16.2	389
3. Derrick Hamilton	2002	35	10.8	377
4. Darnell Stephens	1991	29	12.5	362
5. Donnell Woolford	1987	23	15.0	345
6. Justin Miller	2004	26	13.0	339
7. Tony Horne	1997	32	10.4	332
8. Ray-Ray McCloud	2017	25	12.1	303
9. Willie Jordan	1977	33	9.1	300
10. Amari Rodgers	2018	39	7.7	299

## PUNT RETURN AVERAGE

Rk Player	Year	PR	Yards	Avg.
1. Brian Mance	2000	6	192	32.0
2. C.J. Spiller	2009	8	210	26.3
3. Elmo Lam	1961	8	179	22.4
4. Joe Pagliei	1954	7	134	19.1
5. Harry Pavilack	1960	6	112	18.7
6. Shad Bryant	1938	27	487	18.0
7. Bobby Gage	1948	12	203	16.9
8. Jeff Siepe	1971	9	148	16.4
9. Don Kelley	1970	24	389	16.2
10. Jackie Calvert	1950	14	225	16.1

Note: Minimum five punt returns.

## KICKOFF RETURN YARDS

Rk Player	Year	KOR	Avg.	Yards
1. Sammy Watkins	2011	33	25.0	826
2. C.J. Spiller	2009	23	32.8	755
3. Derrick Hamilton	2002	32	21.8	696
4. Andre Humphrey	1993	29	22.9	663
5. Justin Miller	2004	20	33.1	661
6. Marcus Gilchrist	2010	27	23.7	639
7. Brian Mance	2001	25	23.5	588
8. Terrence Roulhac	1986	18	32.1	578
9. Bob Bosler	1970	28	20.3	568
10. C.J. Spiller	2007	19	28.8	547

## KICKOFF RETURN AVERAGE

Rk Player	Year	KOR	Yards	Avg.
1. Justin Miller	2002	13	456	35.1
2. Derrick Hamilton	2003	11	380	34.5
3. Justin Miller	2004	20	661	33.1
4. C.J. Spiller	2009	23	755	32.8
5. Jacoby Ford	2006	13	426	32.8
6. Terrence Roulhac	1986	18	578	32.1
7. Derrick Hamilton	2001	15	476	31.7
8. Doug Thomas	1990	11	333	30.3
9. Bill Mathis	1959	10	294	29.4
10. Joe Henderson	1987	14	407	29.1

Note: Minimum 10 kickoff returns.

## PUNTING AVERAGE

Rk Player	Year	Punts	Yards	Avg.
1. Chris Gardocki	1990	58	2580	44.5
2. Will Spiers	2020	45	1979	44.0
3. David Sims	1979	79	3468	43.8
4. Dale Hatcher	1984	54	2361	43.7
5. Aidan Swanson	2023	61	2664	43.7
6. Dale Hatcher	1983	47	2051	43.6
7. Banks McFadden	1939	65	2828	43.5
8. Dale Hatcher	1981	44	1908	43.4
9. Chris Gardocki	1989	48	2062	43.0
10. Jimmy Maners	2007	55	2354	42.8

## NET PUNTING AVERAGE

Rk Player	Year	Net
1. Dale Hatcher	1984	42.4
2. Aidan Swanson	2023	42.0
3. Will Spiers	2019	41.7
4. Will Spiers	2020	41.5
5. David Sims	1979	40.6
6. Dawson Zimmerman	2010	40.6
7. Will Spiers	2021	40.5
8. Dale Hatcher	1983	40.5
9. Dale Hatcher	1981	40.5
10. Bradley Pinion	2014	40.3

Note: Does not factor in touchbacks.

## FIELD GOALS MADE

Rk Player	Year	Pct.	Att.	Made
1. Greg Huegel	2015	84.4	32	27
2. Jad Dean	2005	77.4	31	24
3. Obed Ariri	1980	76.7	30	23
4. Chris Gardocki	1989	75.9	29	22
Chris Gardocki	1990	78.6	28	22
Nelson Welch	1992	78.6	28	22
Mark Buchholz	2007	61.1	36	22
Chandler Catanzaro	2011	81.5	27	22
9. Ammon Lakip	2014	75.0	28	21
B.T. Potter	2021	80.8	26	21

## FIELD GOALS ATTEMPTED

Rk Player	Year	Made	Pct.	Att.
1. Mark Buchholz	2007	22	61.1	36
2. Greg Huegel	2015	27	84.4	32
3. Chris Gardocki	1988	19	59.4	32
4. Jad Dean	2005	24	77.4	31
Richard Jackson	2009	20	64.5	31
6. Obed Ariri	1980	23	76.7	30
7. Chris Gardocki	1989	22	75.9	29
8. Chris Gardocki	1990	22	78.6	28
Nelson Welch	1991	19	67.9	28
Nelson Welch	1992	22	78.6	28
Ammon Lakip	2014	21	75.0	28

## EXTRA POINTS MADE

Rk Player	Year	Att.	Pct.	Made
1. B.T. Potter	2019	79	100.0	79
2. Greg Huegel	2018	78	97.4	76
3. Greg Huegel	2016	73	97.3	71
4. B.T. Potter	2020	62	98.4	61
5. Chandler Catanzaro	2013	61	98.4	60
6. Chandler Catanzaro	2012	59	96.6	57
7. Greg Huegel	2015	61	91.8	56
8. Chandler Catanzaro	2011	53	98.1	52
9. B.T. Potter	2022	49	100.0	49
10. Mark Buchholz	2007	48	100.0	48

## EXTRA POINTS ATTEMPTED

Rk Player	Year	Made	Pct.	Att.
1. B.T. Potter	2019	79	100.0	79
2. Greg Huegel	2018	76	97.4	78
3. Greg Huegel	2016	71	97.3	73
4. B.T. Potter	2020	61	98.4	62
5. Chandler Catanzaro	2013	60	98.4	61
Greg Huegel	2015	56	91.8	61
7. Chandler Catanzaro	2012	57	96.6	59
8. Chandler Catanzaro	2011	52	98.1	53
9. Jad Dean	2006	46	92.0	50
10. B.T. Potter	2022	49	100.0	49

## KICK SCORING

Rk Player	Year	FG-FGA	PAT	TP
1. Greg Huegel	2015	27-32	56-61	137
2. Chandler Catanzaro	2011	22-27	52-53	118
B.T. Potter	2019	13-21	79-79	118
4. B.T. Potter	2020	18-23	61-62	115
5. Mark Buchholz	2007	22-36	48-48	114
6. Greg Huegel	2016	14-19	71-73	113
7. Chandler Catanzaro	2012	18-19	57-59	111
8. Greg Huegel	2018	11-16	76-78	109
B.T. Potter	2022	20-26	49-49	109
10. Chris Gardocki	1989	22-29	41-41	107

## SCORING

Rk Player	Year	TD	FG	*PAT	TP
1. Travis Etienne	2018	26	---	---	156
2. Travis Etienne	2019	23	---	---	138
3. Greg Huegel	2015	---	27	56	137
4. C.J. Spiller	2009	21	---	2	128
5. Chandler Catanzaro	2011	---	22	52	118
B.T. Potter	2019	---	13	79	118
7. B.T. Potter	2020	---	18	61	115
8. Mark Buchholz	2007	---	22	48	114
9. Greg Huegel	2016	---	14	71	113
10. Chandler Catanzaro	2012	---	18	57	111

\* - total points

## INTERCEPTIONS

Rk Player	Year	Yards	TD	Int.
1. Robert O'Neal	1989	96	0	8
Justin Miller	2002	50	0	8
DeAndre McDaniel	2009	128	1	8
4. Fred Knoebel	1951	39	0	7
5. Dennis Smith	1974	47	1	6
Steve Ryan	1977	67	0	6
Terry Kinard	1981	31	0	6
Terry Kinard	1982	3	0	6
Johnny Rembert	1982	128	1	6
Dexter Davis	1990	32	1	6
Brian Dawkins	1995	55	1	6
Robert Carswell	1999	72	0	6
Alex Ardley	2000	61	0	6
Brian Mance	2002	1	0	6
Michael Hamlin	2008	111	0	6
Rashard Hall	2009	67	0	6

## INTERCEPTION RETURN YARDS

Rk Player	Year	TD	Int.	Yards
1. Don Kelley	1970	1	3	156
2. Rex Varn	1978	1	4	148
3. Crezdon Butler	2008	0	4	142
4. Jimmy Quarles	1951	1	4	140
5. Johnny Rembert	1982	1	6	128
DeAndre McDaniel	2009	1	8	128
7. Arlington Nunn	1990	3	3	115
Leomont Evans	1995	0	4	115
9. Michael Hamlin	2008	0	6	111
10. Rex Varn	1977	1	4	109

# YEARLY LEADERS

## SCORING

Year	Player, Pos.	TD	FG	PAT	Pts
1927	Bob McCarley, FB	5	0	1	31
1928	O.D. Padgett, BB	7	0	0	42
1929	Goat McMillan, TB	9	0	0	54
1930	Maxcey Welch, TB	10	0	4	64
1931	J.M. Lambert, WB	1	0	0	6
	E.R. Patterson, RB	1	0	0	6
	Fred Hook, TB	1	0	0	6
1932	Henry Woodward, RB	5	0	0	30
1933	Gene Willimon, TB	2	0	0	12
	Bill Dillard, RB	2	0	0	12
1934	Randy Hinson, RB	3	0	0	18
1935	Mac Folger, BB	6	0	0	36
1936	Mac Fogler, BB	8	0	0	48
1937	Red Pearson, BB	3	1	8	29
1938	Banks McFadden, TB	5	0	0	30
	Shad Bryant, WB	5	0	0	30
1939	Shad Bryant, WB	4	0	8	32
1940	Aubrey Rion, RB	4	0	4	28
1941	Charlie Timmons, FB	9	0	23	77
1942	Marion Butler, TB	6	0	0	36
1943	James Whitmire, WB	4	0	0	24
1944	Bill Rogers, FB	6	0	1	37
1945	Jim Reynolds, BB	5	0	0	30
	Marion Butler, TB	5	0	0	30
1946	Dutch Leverman, RB	4	0	0	24
	Chip Clark, WR	4	0	0	24
1947	Jim Reynolds, EB	8	0	0	48
1948	Ray Mathews, WB	13	0	0	78
1949	Fred Cone, FB	9	0	1	55
1950	Fred Cone, FB	15	0	2	92
1951	Glenn Smith, WR	7	0	0	42
1952	Billy Hair, TB	3	0	0	18
	Don King, RB	3	0	0	18
	Red Whitten, FB	3	0	0	18
	Buck George, WB	3	0	0	18
1953	Dreher Gaskin, WR	5	0	0	30
1954	Jim Coleman, RB	5	0	1	31
1955	Joe Pagliei, RB	7	0	1	43

1956	Joel Wells, RB	8	0	0	48
1957	Bob Spooner, RB	5	0	0	30
	Bill Mathis, RB	5	0	0	30
1958	Harvey White, QB	5	0	0	30
1959	Bill Mathis, RB	11	0	4	70
1960	Bill McGuirt, RB	9	0	0	54
1961	Ron Scrudato, RB	8	0	0	48
1962	Rodney Rogers, PK	0	7	13	34
1963	Frank Pearce, PK	0	4	21	33
1964	Hal Davis, RB	5	0	0	30
1965	Hugh Mauldin, RB	4	0	0	24
	Thomas Ray, QB	4	0	0	24
1966	Jacky Jackson, TB	8	0	0	48
1967	Buddy Gore, TB	9	0	0	54
1968	Ray Yauger, TB	7	0	2	42
1969	Ray Yauger, TB	11	0	2	68
1970	Eddie Seigler, PK	0	8	16	40
1971	Eddie Seigler, PK	0	11	14	47
1972	Eddie Seigler, PK	0	11	14	47
1973	Smiley Sanders, RB	10	0	0	60
1974	Mark Fellers, QB	9	0	0	54
1975	Steve Fuller, QB	6	0	0	36
1977	Lester Brown, TB	9	0	0	54
1978	Lester Brown, TB	17	0	0	102
1979	Obed Ariri, PK	0	16	14	62
1980	Obed Ariri, PK	0	23	18	87
1981	Cliff Austin, TB	9	0	0	54
1982	Cliff Austin, TB	14	0	0	84
1983	Bob Paulling, PK	0	18	36	90
1984	Donald Igwebuike, PK	0	16	41	89
1985	Kenny Flowers, TB	13	0	0	78
1986	Terrence Flagler, TB	13	0	0	78
1987	David Treadwell, PK	0	18	33	87
1988	Terry Allen, TB	10	0	0	60
1989	Chris Gardocki, PK	0	22	41	107
1990	Chris Gardocki, PK	0	22	30	96
1991	Nelson Welch, PK	0	19	31	88
1992	Nelson Welch, PK	0	22	23	89
1993	Nelson Welch, PK	0	15	17	62
1994	Nelson Welch, PK	0	16	14	62

1995	Emory Smith, FB	15	0	0	90
1996	Raymond Priestler, TB	7	0	2	44
1997	David Richardson, PK	0	13	17	56
1998	David Richardson, PK	0	8	20	44
1999	Travis Zachery, TB	16	0	0	96
2000	Travis Zachery, TB	18	0	0	108
2001	Aaron Hunt, PK	0	10	44	74
2002	Aaron Hunt, PK	0	17	37	88
2003	Aaron Hunt, PK	0	18	38	92
2004	Reggie Merriweather, TB	11	0	0	66
2005	Jad Dean, PK	0	24	34	106
2006	James Davis, RB	17	0	0	102
2007	Mark Buchholz, PK	0	22	48	114
2008	Mark Buchholz, PK	0	15	40	85
2009	C.J. Spiller, RB	21	0	2	128
2010	Chandler Catanzaro, PK	0	14	34	76
2011	Chandler Catanzaro, PK	0	22	52	118
2012	Chandler Catanzaro, PK	0	18	57	111
2013	Chandler Catanzaro, PK	0	13	60	99
2014	Ammon Lakip, PK	0	21	43	106
2015	Greg Huegel, PK	0	27	56	137
2016	Greg Huegel, PK	0	14	71	113
2017	Travis Etienne, RB	13	0	0	78
2018	Travis Etienne, RB	26	0	0	156
2019	Travis Etienne, RB	23	0	0	138
2020	B.T. Potter, PK	0	18	61	115
2021	B.T. Potter, PK	0	21	38	101
2022	B.T. Potter, PK	0	20	49	109
2023	Phil Mafah, RB	13	0	0	78

## RUSHING YARDS

Year	Player, Pos.	Car.	Yards	Avg.
1935	Joe (Net) Berry, TB	99	457	4.5
1936	Mac Fogler, FB	144	522	3.6
1937	Don Willis, WB	99	329	3.3
1938	Don Willis, FB	103	483	4.7
1939	Charlie Timmons, FB	146	556	3.8
1940	Chippy Maness, TB	86	472	5.4
1941	Charlie Timmons, FB	149	635	4.3
1942	Marion Butler, TB	145	616	4.2

CLIFF AUSTIN LED THE TIGERS  
IN SCORING IN 1981 AND 1982.





# YEARLY LEADERS

1943	James Whitmire, WB	72	376	5.2
1944	Sid Tinsley, TB	126	479	3.8
1945	Dewey Quinn, FB	89	392	4.4
1946	Bobby Gage, TB	58	264	4.5
1947	Bobby Gage, TB	114	502	4.4
1948	Ray Mathews, WB	113	646	5.7
1949	Ray Mathews, TB	118	728	6.0
1950	Fred Cone, FB	184	845	4.6
1951	Billy Hair, TB	160	698	4.4
1952	Red Whitten, FB	115	455	4.0
1953	Don King, QB	79	243	3.1
1954	Joel Wells, RB	74	352	4.8
1955	Joel Wells, RB	135	782	5.8
1956	Joel Wells, RB	174	803	4.6
1957	Bob Spooner, RB	88	358	4.1
1958	Doug Cline, FB	103	450	4.3
1959	Doug Cline, FB	119	482	4.1
1960	Bill McGuirt, TB	99	320	3.2
1961	Ron Scrudato, FB	99	341	3.4
1962	Pat Crain, FB	94	348	3.7
1963	Pat Crain, FB	137	513	3.7
1964	Hal Davis, RB	87	533	6.1
1965	Hugh Mauldin, RB	194	664	3.4
1966	Buddy Gore, TB	186	750	4.0
1967	Buddy Gore, TB	230	1045	4.5
1968	Buddy Gore, TB	184	776	4.2
1969	Ray Auger, TB	223	968	4.3
1970	Ray Auger, TB	183	711	3.9
1971	Rick Gilstrap, TB	144	514	3.6
1972	Wade Hughes, RB	177	761	4.3
1973	Smiley Sanders, RB	113	627	5.5
1974	Ken Callicutt, RB	161	809	5.0
1975	Ken Callicutt, RB	145	572	3.9
1976	Warren Ratchford, TB	119	676	5.7
1977	Warren Ratchford, TB	118	616	5.2
1978	Lester Brown, TB	202	1022	5.1
1979	Marvin Sims, FB	158	743	4.7
1980	Chuck McSwain, TB	114	544	4.8
1981	Cliff Austin, TB	163	824	5.1
1982	Cliff Austin, TB	197	1064	5.4
1983	Kevin Mack, FB	151	862	5.7
1984	Stacey Driver, TB	139	627	4.5
1985	Kenny Flowers, TB	227	1200	5.3
1986	Terrence Flagler, TB	192	1258	6.6
1987	Terry Allen, TB	183	973	5.3
1988	Terry Allen, TB	216	1192	5.5
1989	Joe Henderson, TB	178	848	4.8
1990	Ronald Williams, TB	178	941	5.3
1991	Rodney Blunt, TB	175	747	4.3
1992	Rodney Blunt, TB	149	812	5.4
1993	Derrick Witherspoon, TB	111	519	4.7
1994	Lamont Pegues, TB	92	390	4.2
1995	Raymond Priestner, TB	231	1322	5.6
1996	Raymond Priestner, TB	257	1345	5.2
1997	Raymond Priestner, TB	223	956	4.3
1998	Travis Zachery, TB	158	635	4.0
1999	Travis Zachery, TB	185	820	4.4
2000	Woodrow Dantzler, QB	190	1028	5.4
2001	Woodrow Dantzler, QB	221	1061	4.8
2002	Yusef Kelly, RB	125	520	4.2
2003	Duane Coleman, TB	133	615	4.6
2004	Reggie Merriweather, TB	136	670	4.9
2005	James Davis, RB	165	879	5.3
2006	James Davis, RB	203	1187	5.8
2007	James Davis, RB	214	1064	5.0
2008	James Davis, RB	171	751	4.4
2009	C.J. Spiller, RB	216	1212	5.6
2010	Jamie Harper, RB	197	760	3.9
2011	Andre Ellington, RB	224	1178	5.3
2012	Andre Ellington, RB	212	1081	5.1
2013	Roderick McDowell, RB	189	1025	5.4
2014	Wayne Gallman, RB	161	769	4.8
2015	Wayne Gallman, RB	283	1527	5.4
2016	Wayne Gallman, RB	232	1133	4.9
2017	Travis Etienne, RB	107	766	7.2
2018	Travis Etienne, RB	204	1658	8.1
2019	Travis Etienne, RB	207	1614	7.8
2020	Travis Etienne, RB	168	914	5.4
2021	Will Shipley, RB	149	738	5.0
2022	Will Shipley, RB	210	1182	5.6
2023	Phil Mafah, RB	179	965	5.4

## PASSING YARDS/EFFICIENCY

Year	Player	Att.	Cm.	Pct.	Yards
1935	Joe (Net) Berry	72	42	58.3	422
1936	Joe (Net) Berry	99	32	32.3	434
1937	Bob Bailey	88	35	39.8	579
1938	Bob Bailey	35	18	51.4	272
1939	Banks McFadden	70	31	44.3	581

1940	Chippy Maness	51	19	37.3	388
1941	Booty Payne	90	36	40.0	582
1942	Butch Butler	90	38	42.2	504
1943	Butch Butler	34	12	35.3	166
1944	Sid Tinsley	51	11	21.6	248
1945	Butch Butler	45	11	24.4	239
1946	Dutch Leverman	62	26	41.9	501

Year	Player	Att.	Cm.	Pct.	Yards	Eff.
1947	Bobby Gage	109	47	41.3	1002	126.7
1948	Bobby Gage	105	42	40.0	799	119.5
1949	Ray Mathews	72	24	33.3	487	100.9
1950	Billy Hair	71	29	40.8	644	128.1
1951	Billy Hair	164	67	40.9	1004	93.6
1952	Don King	69	23	33.3	317	52.5
1953	Don King	98	46	46.9	706	101.8
1954	Don King	72	32	44.4	468	92.4
1955	Don King	79	33	41.8	586	96.4
1956	Charlie Bussey	68	26	38.2	330	78.8
1957	Harvey White	95	46	48.4	841	154.6
1958	Harvey White	87	43	49.4	492	89.2
1959	Harvey White	107	56	52.3	770	123.8
1960	Lowndes Shingler	145	61	44.1	790	79.0
1961	Jim Parker	98	46	46.9	735	108.4
1962	Jim Parker	67	30	44.8	431	77.9
1963	Jim Parker	117	52	44.4	728	88.6
1964	Thomas Ray	59	21	35.6	253	60.3
1965	Thomas Ray	175	74	42.3	1019	85.0
1966	Jimmy Addison	186	103	55.4	1491	125.5
1967	Jimmy Addison	174	82	47.1	924	89.7
1968	Billy Ammons	162	74	45.7	1006	90.8
1969	Tommy Kendrick	227	107	47.1	1457	97.8
1970	Tommy Kendrick	267	133	49.8	1407	96.5
1971	Tommy Kendrick	152	64	42.1	1040	96.8
1972	Ken Pengitore	131	55	42.0	831	85.6
1973	Ken Pengitore	188	82	43.6	1370	110.4
1974	Mark Fellers	92	42	45.7	783	142.1
1975	Willie Jordan	73	40	54.8	728	158.3
1976	Steve Fuller	116	58	50.0	835	114.4
1977	Steve Fuller	205	106	51.7	1655	124.8
1978	Steve Fuller	187	101	54.0	1515	130.1
1979	Billy Lott	174	90	51.7	1184	108.4
1980	Homer Jordan	172	85	49.4	1311	111.4
1981	Homer Jordan	196	107	54.6	1630	130.5
1982	Homer Jordan	100	55	55.5	674	104.2
1983	Mike Eppley	166	99	59.6	1410	146.0
1984	Mike Eppley	213	116	54.5	1494	123.8
1985	Randy Anderson	123	63	51.2	703	96.4
1986	Rodney Williams	200	98	49.0	1245	99.9
1987	Rodney Williams	209	101	48.3	1486	107.9
1988	Rodney Williams	186	78	41.9	1144	98.2
1989	Chris Morocco	134	79	59.0	1131	141.7
1990	DeChane Cameron	194	98	50.5	1185	108.6
1991	DeChane Cameron	226	126	55.7	1601	115.5
1992	Patrick Sapp	144	60	41.7	750	88.1
1993	Patrick Sapp	133	66	49.6	1084	122.0
1994	Nealson Greene	94	51	54.3	524	102.4
1995	Nealson Greene	202	116	57.4	1537	129.8
1996	Nealson Greene	219	111	50.7	1446	110.9
1997	Nealson Greene	290	180	62.1	2212	138.1
1998	Brandon Streeter	282	150	53.2	1948	116.5
1999	Woodrow Dantzler	201	112	55.7	1506	127.5
2000	Woodrow Dantzler	244	137	56.1	1871	129.7
2001	Woodrow Dantzler	334	203	60.8	2578	139.8
2002	Charlie Whitehurst	214	123	57.5	1554	128.3
2003	Charlie Whitehurst	465	288	61.9	3561	135.6
2004	Charlie Whitehurst	349	177	50.7	2067	97.3
2005	Charlie Whitehurst	340	229	67.4	2483	133.5
2006	Will Proctor	304	183	60.2	2353	135.3
2007	Cullen Harper	433	282	65.1	2991	141.0
2008	Cullen Harper	360	221	61.4	2601	126.2
2009	Kyle Parker	369	205	55.6	2526	124.4
2010	Kyle Parker	341	196	57.5	2213	117.2
2011	Tajh Boyd	499	298	59.7	3828	141.2
2012	Tajh Boyd	427	287	67.2	3896	165.6
2013	Tajh Boyd	413	283	68.5	3851	168.7
2014	Deshawn Watson	137	93	67.9	1466	188.6
2015	Deshawn Watson	491	333	67.8	4104	156.3
2016	Deshawn Watson	579	388	67.0	4593	151.1
2017	Kelly Bryant	398	262	65.8	2802	131.7
2018	Trevor Lawrence	397	259	65.2	3280	157.6
2019	Trevor Lawrence	407	268	65.8	3665	166.7
2020	Trevor Lawrence	334	231	69.2	3153	169.2
2021	DJ Uiagalelei	374	208	55.6	2246	108.7
2022	DJ Uiagalelei	370	229	61.9	2521	135.0
2023	Cade Klubnik	454	290	63.9	2844	126.3

Note: Leaders based on pass efficiency rating.

## RECEPTIONS

Year	Player, Pos.	Rec.	Yards	Avg.
1938	Gus Goins, RE	8	123	15.4
1939	Joe Blalock, LE	15	322	21.5
1940	Joe Blalock, LE	10	211	21.1
1941	Joe Blalock, LE	13	240	18.5
1942	Marion Craig, BB	14	173	12.4
1943	Eddis Freeman, RE	8	175	21.9
1944	Eddis Freeman, LE	9	162	18.0
1945	Eddis Freeman, RE	7	156	22.3
1946	Eddis Freeman, RE	15	181	12.1
1947	John Poulos, LE	6	169	28.2
1948	Oscar Thompson, RE	19	333	17.5
1949	Glenn Smith, RE	25	446	17.8
1950	Glenn Smith, RE	24	498	20.8
1951	Glenn Smith, LE	39	632	16.2
1952	Otis Kempson, LE	18	217	12.1
1953	Dreher Gaskin, E	21	426	20.3
1954	Scott Jackson, E	11	151	13.7
1955	Joe Pagliei, RB	10	233	23.3
1956	Dalton Rivers, E	5	76	15.2
1957	Whitey Jordan, E	12	369	30.7
1958	George Usry, RB	18	171	9.5
1959	Bill Mathis, RB	18	319	17.7
1960	Harry Pavilack, RB	17	272	14.2
1961	Elmo Lam, RB	17	237	13.9
1962	Johnny Case, E	13	213	16.4
1963	Lou Fogle, E	17	218	12.8
1964	Hoss Hostettler, E	8	103	12.9
1965	Phil Rogers, FLK	36	466	12.9
1966	Phil Rogers, FLK	42	574	13.7
1967	Phil Rogers, FLK	28	429	15.3
1968	Charlie Waters, WR	22	411	18.6
	Jack Anderson, WR	22	344	15.6
1969	Charlie Waters, FLK	44	738	16.9
1970	John McMakin, TE	40	532	13.3
1971	John McMakin, TE	29	421	14.5
1972	Dennis Goss, FLK	21	385	18.3
1973	Bennie Cunningham, TE	22	341	15.5
1974	Bennie Cunningham, TE	24	391	16.3
1975	Joey Walters, WR	26	394	15.2
1976	Jerry Butler, WR	33	484	14.7
1977	Jerry Butler, WR	47	824	17.5
1978	Jerry Butler, WR	58	908	15.7
1979	Perry Tuttle, WR	36	544	15.1
1980	Perry Tuttle, WR	53	915	17.3
1981	Perry Tuttle, WR	52	883	17.0
1982	Jeff Stockstill, WR	25	247	9.9
1983	Ray Williams, WR	19	342	18.0
1984	Terrance Roulhac, WR	26	512	19.7
1985	Terrance Roulhac, WR	31	533	17.2
1986	Ray Williams, WR	20	280	14.0
	Terrance Roulhac, WR	20	228	11.4
1987	Gary Cooper, WR	34	618	18.2
1988	Keith Jennings, WR	30	397	13.2
1989	Rodney Fletcher, WR	35	556	15.9
1990	Terry Smith, WR	34	480	14.1
1991	Terry Smith, WR	52	829	15.9
1992	Terry Smith, WR	38	596	15.7
1993	Terry Smith, WR	38	776	20.4
1994	Antwan Wyatt, WR	30	282	9.4
1995	Antwan Wyatt, WR	45	683	15.2
1996	Kenya Crooks, WR	30	444	14.8
1997	Tony Horne, WR	70	907	13.0
1998	Brian Wofford, WR	35	535	15.3
1999	Rod Gardner, WR	80	1084	13.6
2000	Rod Gardner, WR	58	1050	18.1
2001	Derrick Hamilton, WR	53	684	12.9
2002	Kevin Youngblood, WR	59	591	10.0
2003	Kevin Youngblood, WR	70	897	12.8
2004	Airese Currie, WR	61	868	14.2
2005	Chansi Stuckey, WR	64	770	12.0
2006	Chansi Stuckey, WR	50	700	14.0
2007	Aaron Kelly, WR	88	1081	12.3
2008	Aaron Kelly, WR	67	722	10.8
2009	Jacoby Ford, WR	56	779	13.9
2010	DeAndre Hopkins, WR	52	637	12.3
2011	Sammy Watkins, WR	82	1219	14.9
2012	DeAndre Hopkins, WR	82	1405	17.1
2013	Sammy Watkins, WR	101	1464	14.5
2014	Artavis Scott, WR	76	965	12.7
2015	Artavis Scott, WR	93	901	9.7
2016	Mike Williams, WR	98	1361	13.9
2017	Hunter Renfrow, WR	60	602	10.0
2018	Tee Higgins, WR	59	936	15.9
2019	Justyn Ross, WR	66	865	13.1
2020	Amari Rodgers, WR	77	1020	13.2
2021	Justyn Ross, WR	46	514	11.2
2022	Antonio Williams, WR	56	604	10.8

# YEARLY LEADERS

2023 Tyler Brown, WR 52 531 10.2

## PUNT RETURN YARDS

Year	Player	PR	Yards	Avg.
1938	Shad Bryant	27	487	18.0
1939	Shad Bryant	31	202	6.5
1940	Chippy Maness	22	169	7.7
1941	Butch Butler	23	225	9.8
1942	Butch Butler	24	164	6.8
1943	Butch Butler	13	114	8.8
1944	Sid Tinsley	17	142	8.4
1945	Butch Butler	26	280	10.8
1946	Hal Leonard	8	73	9.1
1947	Bobby Gage	14	98	7.0
1948	Bobby Gage	12	203	16.9
1949	Jackie Calvert	15	131	8.7
1950	Jackie Calvert	13	206	15.8
1951	Billy Hair	13	142	10.9
1952	Pete Cook	14	134	14.0
1953	Don King	4	36	9.0
1954	Joe Pagliei	7	134	19.1
1955	Jim Coleman	4	77	19.3
1956	Jim Coleman	10	113	11.3
1957	George Usry	8	59	7.4
1958	Bobby Morgan	11	154	14.0
1959	George Usry	17	183	10.8
1960	Harry Pavilack	6	112	18.7
1961	Elmo Lam	8	179	22.4
1962	Mack Matthews	4	96	24.0
1963	Hugh Mauldin	17	193	11.4
1964	Hugh Mauldin	9	100	11.1
1965	Jacky Jackson	8	73	9.1
1966	Frank Liberatore	11	122	11.1
1967	Richie Luzzi	21	143	6.8
1968	Richie Luzzi	16	178	11.1
1969	Don Kelley	19	165	8.7
1970	Don Kelley	24	389	16.2
1971	Jeff Siepe	9	148	16.4
1972	Jeff Siepe	25	125	5.0
1973	Peanut Martin	18	158	8.8
1974	Joey Walters	9	84	9.3
1975	Stan Rome	12	100	8.3
1976	Joey Walters	15	88	5.9
1977	Willie Jordan	33	300	9.1
1978	Willie Jordan	21	269	12.1
1979	Hollis Hall	27	160	5.9
1980	Terry Kinard	12	50	4.2
1981	Billy Davis	34	275	8.1
1982	Billy Davis	24	160	6.7
1983	Billy Davis	17	83	4.9
1984	Reggie Pleasant	28	173	6.2
1985	Kevin Brady	17	45	2.6
1986	Donnell Woolford	25	203	8.1
1987	Donnell Woolford	23	345	15.0
1988	Donnell Woolford	29	192	6.6
1989	James Lott	27	226	8.4
1990	Dexter Davis	32	229	7.2
1991	Darnell Stephens	29	362	12.5
1992	Robert O'Neal	17	145	8.5
1993	Andre Humphrey	13	179	13.8
1994	Dexter McCleon	13	71	5.5
1995	Antwan Wyatt	21	249	11.9
1996	Dexter McCleon	14	105	7.5
1997	Tony Horne	32	332	10.4
1998	Travis Zachery	26	216	8.3
1999	Mal Lawyer	14	118	8.4
2000	Joe Don Reames	23	281	12.2
2001	Brian Mance	16	211	13.2
2002	Derrick Hamilton	35	377	10.8
2003	Derrick Hamilton	29	218	7.5
2004	Justin Miller	26	339	13.0
2005	Chansi Stuckey	27	199	7.4
2006	Jacoby Ford	15	166	11.1
2007	C.J. Spiller	16	137	8.6
2008	C.J. Spiller	18	189	10.5
2009	C.J. Spiller	8	210	26.3
2010	Marcus Gilchrist	23	233	10.1
2011	DeAndre Hopkins	10	49	4.9
2012	Adam Humphries	18	86	4.8
2013	Adam Humphries	20	212	10.6
2014	Adam Humphries	31	178	5.7
2015	Artavis Scott	13	55	4.2
2016	Ray-Ray McCloud	21	176	8.4
2017	Ray-Ray McCloud	25	303	12.1
2018	Amari Rodgers	39	299	7.7
2019	Amari Rodgers	18	151	8.4
2020	Amari Rodgers	9	64	7.1
2021	Will Taylor	6	64	10.7
2022	Antonio Williams	15	129	8.6

2023 Hamp Greene 15 94 6.3

## KICKOFF RETURN YARDS

Year	Player	KOR	Yards	Avg.
1938	Shad Bryant	5	132	26.4
1939	Shad Bryant	3	54	18.0
1940	Booty Payne	2	43	21.5
1941	Charlie Timmons	6	155	25.8
1942	Marion Craig	5	90	18.0
1943	Bill Rogers	7	138	19.7
1944	Sid Tinsley	9	247	27.4
1945	Butch Butler	8	156	19.5
1946	Bill Rogers	4	84	21.0
1947	Bobby Gage	10	244	24.4
1948	Ray Mathews	6	134	22.3
1949	Fred Cone	7	148	21.1
1950	Jackie Calvert	13	206	15.8
1951	Billy Hair	7	183	26.1
1952	Buck George	7	140	20.0
1953	Joe Pagliei	5	99	19.8
1954	Joe Pagliei	7	138	19.7
1955	Joel Wells	8	181	22.6
1956	Joel Wells	6	140	23.3
1957	George Usry	4	105	26.3
1958	Charlie Horne	6	144	24.0
1959	Bill Mathis	10	294	29.4
1960	Mack Matthews	7	104	14.9
1961	Wendal Black	10	213	21.3
1962	Mack Matthews	10	215	21.5
1963	Mack Matthews	6	139	23.2
1964	Hugh Mauldin	7	181	25.6
1965	Tom Duley	14	311	22.2
1966	Jacky Jackson	16	368	23.0
1967	Jacky Jackson	11	210	19.1
1968	Jack Anderson	10	257	25.7
1969	John Shields	25	539	21.6
1970	Bob Bosler	28	568	20.3
1971	Dennis Goss	15	355	23.7
1972	David Thomas	22	522	22.7
1973	Jay Washington	22	474	21.5
1974	Warren Ratchford	20	480	24.0
1975	Willie Scott	26	541	20.8
1976	Warren Ratchford	12	226	18.9
1977	Willie Jordan	14	298	21.3
1978	Willie Jordan	11	232	21.1
1979	Andy Headen	10	214	21.4
1980	Andy Headen	12	195	16.3
1981	Perry Tuttle	12	266	22.2
1982	Steve Griffin	9	172	19.1
1983	Ray Williams	21	494	23.5
1984	Ray Williams	19	354	18.6
1985	Ray Williams	26	502	19.3
1986	Terrance Roulhac	18	578	32.1
1987	Joe Henderson	14	407	^29.1
1988	Wesley McFadden	16	324	20.3
1989	Doug Thomas	12	249	20.8
1990	Doug Thomas	11	333	30.3
1991	Larry Ryans	14	319	22.8
1992	Greg Hood	12	274	22.8
1993	Andre Humphrey	29	663	22.9
1994	Andre Humphrey	22	500	22.7
1995	Antwan Wyatt	18	452	25.1
1996	Tony Horne	8	212	26.5
1997	Tony Horne	19	536	28.2
1998	Antwan Edwards	13	350	26.9
1999	Joe Don Reames	15	332	22.1
2000	Joe Don Reames	9	180	21.1
2001	Brian Mance	25	588	23.5
2002	Derrick Hamilton	32	696	21.8
2003	Justin Miller	17	417	24.5
2004	Justin Miller	20	661	^33.1
2005	Aaron Kelly	10	266	26.6
2006	Jacoby Ford	13	426	32.8
2007	C.J. Spiller	19	547	28.8
2008	C.J. Spiller	19	516	27.2
2009	C.J. Spiller	23	775	32.8
2010	Marcus Gilchrist	27	639	23.7
2011	Sammy Watkins	33	826	25.0
2012	Sammy Watkins	13	257	19.8
2013	Sammy Watkins	14	293	20.9
2014	T.J. Green	21	445	21.2
2015	Artavis Scott	15	371	24.7
2016	Artavis Scott	23	535	23.3
2017	Travis Etienne	19	389	20.5
2018	Derion Kendrick	13	299	23.0
2019	Joseph Ngata	14	325	23.2
2020	Lyn-J Dixon	9	210	23.3
2021	Will Shipley	14	380	27.1
2022	Will Shipley	13	324	24.9

2023 Will Shipley 7 200 28.6

^ - led the nation

## ALL-PURPOSE YARDS

Year	Player, Pos.	Rush	Rec	PR	KOR	Total
1961	Elmo Lam, TB	270	237	179	26	712
1962	Mack Matthews, TB	266	30	96	215	607
1963	Hugh Mauldin, TB	218	110	63	193	584
1964	Hal Davis, TB	533	56	39	110	738
1965	Hugh Mauldin, RB	686	91	---	61	838
1966	Buddy Gore, TB	750	10	---	302	1062
1967	Buddy Gore, TB	1045	45	---	118	1208
1968	Buddy Gore, TB	776	10	---	217	1003
1969	Ray Yaeger, TB	968	130	---	65	1163
1970	Ray Yaeger, TB	711	112	---	---	823
1971	Rick Gilstrap, TB	514	-4	---	201	711
1972	Wade Hughes, FB	761	23	---	32	816
1973	Jay Washington, RB	428	28	---	474	930
1974	Ken Callicutt, RB	809	76	---	---	885
1975	Ken Callicutt, RB	572	47	---	---	619
1976	Warren Ratchford, TB	676	23	---	226	925
1977	Jerry Butler, WR	6	824	---	---	830
1978	Lester Brown, TB	1022	55	---	---	1077
1979	Marvin Sims, FB	743	48	---	---	791
1980	Perry Tuttle, WR	23	915	---	---	938
1981	Perry Tuttle, WR	21	883	---	266	1170
1982	Cliff Austin, TB	1064	15	---	---	1079
1983	Kevin Mack, FB	866	116	---	---	982
1984	Stacey Driver, TB	627	53	---	---	680
1985	Kenny Flowers, TB	1200	26	---	40	1266
1986	Terence Flagler, TB	1258	188	---	---	1446
1987	Terry Allen, TB	973	80	---	73	1126
1988	Terry Allen, TB	1192	125	---	7	1324
1989	Joe Henderson, TB	848	97	---	188	1133
1990	Ronald Williams, TB	941	1	---	---	942
1991	Rodney Blunt, TB	747	178	---	---	925
1992	Rodney Blunt, TB	824	17	---	---	841
1993	Andre Humphrey, CB	---	---	179	663	842
1994	Antwan Wyatt, WR	256	282	---	---	538
1995	Antwan Wyatt, WR	34	683	249	452	1418
1996	Raymond Priestner, TB	1345	115	---	---	1460
1997	Tony Horne, WR	7	907	332	536	1782
1998	Travis Zachery, TB	635	144	216	---	995
1999	Rod Gardner, WR	1	1084	---	---	1085
2000	Travis Zachery, TB	1027	313	30	---	1370
2001	Derrick Hamilton, WR	38	684	23	476	1221
2002	Derrick Hamilton, WR	208	602	377	696	1883
2003	Derrick Hamilton, WR	111	1026	218	360	1735
2004	Airese Currie, WR	8	868	---	212	1088
2005	Chansi Stuckey, WR	78	770	199	22	1069
2006	C.J. Spiller, RB	938	210	33	234	1415
2007	C.J. Spiller, RB	748	271	137	547	1723
2008	C.J. Spiller, RB	629	436	189	516	1770
2009	C.J. Spiller, RB	1212	503	210	755	2661
2010	Jamie Harper, RB	760	328	---	43	1131
2011	Sammy Watkins, WR	231	1219	12	826	2288
2012	Andre Ellington, RB	1081	232	---	178	1491
2013	Sammy Watkins, WR	11	1464	0	293	1768
2014	Mike Williams, WR	---	1030	---	---	1030
2015	Wayne Gallman, RB	1527	213	---	---	1740
2016	Mike Williams, WR	---	1361	---	---	1361
2017	Travis Etienne, RB	766	57	---	389	1212
2018	Travis Etienne, RB	1658	78	0	0	1736
2019	Travis Etienne, RB	1614	432	---	128	2174
2020	Travis Etienne, RB	914	588	44	189	*1772
2021	Will Shipley, RB	738	116	---	380	1234
2022	Will Shipley, RB	1182	242	---	324	1748
2023	Will Shipley, RB	827	244	---	200	1271

\* - includes 37 yards on a missed field-goal return

## INTERCEPTIONS

Year	Player, Pos.	Int.	Yards
1938	Shad Bryant, DB	3	29
1939	Banks McFadden, DB	2	27
1940	Charlie Timmons, DB	4	5
1941	Charlie Wright, DB	4	44
1942	Butch Butler, DB	4	37
1943	Butch Butler, DB	3	3
1944	Billy G. Rogers, DB	3	22
1945	Eddie Freeman, DB	3	24
1946	Gerald Leverman, DB	2	10
1947	Ray Mathews, DB	2	66
1948	Ray Mathews, DB	5	49
1949	Jim Reynolds, DB	3	13
1950	Fred Knoebel, CB	6	64
1951	Fred Knoebel, CB	7	39
1952	Pete Cook, SS	4	47
1953	Ken Moore, DB	2	85
1954	Don King, DB	2	14



# YEARLY LEADERS

1955	Charlie Bussey, DB	2	52
1956	Joel Wells, DB	2	6
1957	Doug Cline, DB	2	34
1958	Bobby Morgan, DB	2	9
1959	George Usry, DB	3	106
1960	Joe Anderson, DB	3	29
1961	Harry Pavilack, DB	2	3
1962	Rodney Rogers, DB	3	16
1963	Jimmy Bell, DB	3	48
1964	Jimmy Bell, DB	5	0
1965	Wayne Page, DB	4	17
1966	Phil Marion, DB	4	31
1967	Richie Luzzi, DB	3	54
1968	John Fulmer, DB	3	24
1969	Dale Henry, DB	3	29
1970	Don Kelley, DB	3	156
1971	Bobby Johnson, DB	4	57
1972	Bobby Johnson, DB	3	16
1973	Lynn Carson, DB	5	65
1974	Dennis Smith, DB	6	47
1975	Peanut Martin, CB	2	9
1976	Randy Scott, LB	2	6
1977	Steve Ryan, CB	6	67
1978	Rex Varn, SS	4	148
1979	Terry Kinard, FS	3	93
1980	Eddie Geathers, CB	3	20
1981	Terry Kinard, FS	6	51
1982	Johnny Rembert, LB	6	128
1983	Ty Davis, CB	4	21
1984	Terence Mack, OLB	3	28
1985	Kenny Danforth, SS	2	24
1986	Delton Hall, CB	4	121
1987	Donnell Woolford, CB	5	0
1988	Gene Beasley, SS	3	27
1989	Robert O'Neal, FS	8	96
1990	Dexter Davis, CB	6	32
1991	Tyron Mouzon, SS	3	18
1992	Darnell Stephens, SS	3	55
1993	Dexter McCleon, CB/QB	3	14
1994	Dexter McCleon, CB	4	27
1995	Brian Dawkins, SS	6	55
1996	Peter Ford, CB	2	66
1997	Antwan Edwards, CB	4	81
1998	Antwan Edwards, CB	2	56
1999	Robert Carswell, FS	6	72
2000	Alex Ardley, CB	6	61
2001	Charles Hafley, SS	4	2
2002	Justin Miller, CB	8	50
2003	Jamaal Fudge, ROV	4	66
2004	Jamaal Fudge, ROV	3	55
2005	C.J. Gaddis, CB	3	36
2006	Crezdon Butler, CB	3	35
2007	Chris Chancellor, CB	4	12
2008	Michael Hamlin, S	6	111
2009	DeAndre McDaniel, S	8	128
2010	DeAndre McDaniel, S	4	33
2011	Jonathan Meeks, S	3	58
2012	Rashard Hall, S	4	17
2013	Jayron Kearse, S	4	62
2014	Jadar Johnson, S	2	84
2015	Cordrea Tankersley, CB	5	50
2016	Jadar Johnson, S	5	44
2017	Ryan Carter, CB	3	12
2018	A.J. Terrell, CB	3	95
2019	Tanner Muse, S	4	13
2020	Nolan Turner, S	3	52
2021	Andrew Booth Jr., CB	3	0
2022	R.J. Mickens, S	3	0
2023	Khalil Barnes, S	3	4

Note: Ties broken by return yards.

## PUNTING AVERAGE

Year	Player	Punts	Yards	Avg.
1938	Bob Bailey	44	1631	37.1
1939	Banks McFadden	65	2828	43.5
1940	Chippy Maness	51	1989	39.0
1941	Booty Payne	47	1931	41.1
1942	Butch Butler	73	2679	36.7
1943	Butch Butler	32	1316	41.1
1944	Sid Tinsley	52	2070	39.8
1945	Butch Butler	50	1864	37.3
1946	Gerald Leverman	30	1067	35.5
1947	Bobby Gage	52	2054	39.5
1948	Bobby Gage	37	1317	35.6
1949	Jackie Calvert	26	1087	41.8
1950	Billy Hair	17	612	36.0
1951	Billy Hair	45	1476	32.8
1952	Jack Shown	55	2074	37.7
1953	Don King	18	668	37.1



**KHALIL BARNES LED THE 2023 TIGERS IN INTERCEPTIONS (3) AS A FRESHMAN.**

1954	Joe Pagliei	26	955	36.7
1955	Joe Pagliei	20	782	39.1
1956	Charlie Bussey	39	1410	36.1
1957	Charlie Horne	22	695	31.6
1958	Bill Matthis	22	787	35.8
1959	Lowndes Shingler	24	858	35.8
1960	Eddie Wertz	38	1376	36.2
1961	Eddie Wertz	56	2249	40.2
1962	Eddie Wertz	41	1667	40.7
1963	Hugh Mauldin	37	1157	31.3
1964	Don Barfield	60	2191	36.5
1965	Don Barfield	62	2503	40.4
1966	Don Barfield	55	2132	38.7
1967	Sammy Cain	64	2423	37.9
1968	Sammy Cain	60	2235	37.3
1969	Sammy Cain	48	1785	37.3
1970	Jack Anderson	35	1434	41.0
1971	Tony Anderson	73	2714	37.2
1972	Tony Anderson	71	2724	38.4
1973	Mitch Tyner	61	2552	41.8
1974	Mitch Tyner	66	2649	40.1
1975	Richard Holliday	31	1083	35.0
1976	Mike O'Cain	55	2110	38.4
1977	David Sims	64	2462	38.7
1978	David Sims	50	2010	40.2
1979	David Sims	79	3468	43.9
1980	Richard Hendley	52	2001	38.5
1981	Dale Hatcher	44	1908	43.4
1982	Dale Hatcher	46	1871	40.7
1983	Dale Hatcher	47	2051	43.6
1984	Dale Hatcher	54	2361	43.7
1985	Andy Newell	57	2276	39.9
1986	Bill Spiers	59	2310	39.2
1987	Rusty Seyle	53	2011	37.9
1988	Chris Gardocki	45	1924	42.8
1989	Chris Gardocki	48	2062	43.0

1990	Chris Gardocki	58	2580	44.5
1991	Chuck Lynch	58	2146	37.0
1992	Nelson Welch	63	2525	40.1
1993	Nelson Welch	41	1579	38.5
1994	Nelson Welch	76	2980	39.2
1995	Chris McNally	50	2136	42.7
1996	Kevin Laird	69	2568	37.2
1997	Kevin Laird	67	2865	42.8
1998	Kevin Laird	75	3114	41.5
1999	Ryan Romano	65	2594	39.9
2000	Jamie Somaini	65	2552	39.3
2001	Wynn Kopp	48	1848	38.5
2002	Wynn Kopp	63	2340	37.1
2003	Cole Chason	58	2238	38.6
2004	Cole Chason	66	2656	40.2
2005	Cole Chason	50	1822	36.4
2006	Cole Chason	50	2064	41.3
2007	Jimmy Maners	55	2354	42.8
2008	Jimmy Maners	49	1985	40.5
2009	Dawson Zimmerman	55	2153	39.1
2010	Dawson Zimmerman	60	2563	42.7
2011	Dawson Zimmerman	65	2717	41.8
2012	Spencer Benton	48	1880	39.2
2013	Bradley Pinion	56	2205	39.4
2014	Bradley Pinion	75	3194	42.6
2015	Andy Teasdall	67	2647	39.5
2016	Andy Teasdall	61	2321	38.0
2017	Will Spiers	67	2723	40.6
2018	Will Spiers	64	2541	39.7
2019	Will Spiers	53	2240	42.3
2020	Will Spiers	45	1979	44.0
2021	Will Spiers	63	2612	41.5
2022	Aidan Swanson	62	2620	42.3
2023	Aidan Swanson	61	2664	43.7

Note: Leaders based on 3.6 punts per game or most punts that season if no one attempted 3.6 per game.

# CLASS RECORDS

## RUSHING YARDS

<b>FY Freshman:</b>	941	by Ronald Williams (1990)
<b>Freshman:</b>	973	by Terry Allen (1987)
<b>Sophomore:</b>	1658	by Travis Etienne (2018)
<b>Junior:</b>	1614	by Travis Etienne (2019)
<b>Senior:</b>	1258	by Terrence Flagler (1986)

## RUSHING YARDS PER GAME

<b>FY Freshman:</b>	85.6	by Ronald Williams (1990)
<b>Freshman:</b>	88.5	by Terry Allen (1987)
<b>Sophomore:</b>	110.5	by Travis Etienne (2018)
<b>Junior:</b>	112.1	by Raymond Priestler (1996)
<b>Senior:</b>	106.4	by Cliff Austin (1982)

Note: Minimum 75 percent of games played.

## YARDS PER CARRY

<b>Freshman:</b>	*7.27	by C.J. Spiller (2006)
<b>Sophomore:</b>	8.13	by Travis Etienne (2018)
<b>Junior:</b>	7.80	by Travis Etienne (2019)
<b>Senior:</b>	7.12	by Adam Choice (2018)

Note: Minimum 70 carries.

## RUSHING TOUCHDOWNS

<b>Freshman:</b>	*13	by Travis Etienne (2017)
<b>Sophomore:</b>	24	by Travis Etienne (2018)
<b>Junior:</b>	19	by Travis Etienne (2019)
<b>Senior:</b>	14	by Fred Cone (1950), Cliff Austin (1982), Travis Etienne (2020)

## PASSING YARDS

<b>Freshman:</b>	*3280	by Trevor Lawrence (2018)
<b>Sophomore:</b>	4104	by Deshaun Watson (2015)
<b>Junior:</b>	4593	by Deshaun Watson (2016)
<b>Senior:</b>	3851	by Tajh Boyd (2013)

## PASSING EFFICIENCY

<b>Freshman:</b>	*188.6	by Deshaun Watson (2014)
<b>Sophomore:</b>	166.7	by Trevor Lawrence (2019)
<b>Junior:</b>	169.2	by Trevor Lawrence (2020)
<b>Senior:</b>	168.7	by Tajh Boyd (2013)

Note: Minimum 70 passing attempts.

## COMPLETION PERCENTAGE

<b>Freshman:</b>	*67.9	by Deshaun Watson (2014)
<b>Sophomore:</b>	67.8	by Deshaun Watson (2015)
<b>Junior:</b>	69.2	by Trevor Lawrence (2020)
<b>Senior:</b>	68.5	by Tajh Boyd (2013)

Note: Minimum 70 passing attempts.

## PASSING TOUCHDOWNS

<b>Freshman:</b>	*30	by Trevor Lawrence (2018)
<b>Sophomore:</b>	36	by Trevor Lawrence (2019)
<b>Junior:</b>	41	by Deshaun Watson (2016)
<b>Senior:</b>	34	by Tajh Boyd (2013)

## RECEPTIONS

<b>Freshman:</b>	*82	by Sammy Watkins (2011)
<b>Sophomore:</b>	93	by Artavis Scott (2015)
<b>Junior:</b>	101	by Sammy Watkins (2013)
<b>Senior:</b>	98	by Mike Williams (2016)

## RECEIVING YARDS

<b>Freshman:</b>	*1219	by Sammy Watkins (2011)
<b>Sophomore:</b>	1030	by Mike Williams (2014)
<b>Junior:</b>	1464	by Sammy Watkins (2013)
<b>Senior:</b>	1361	by Mike Williams (2016)

## YARDS PER RECEPTION

<b>Freshman:</b>	*21.7	by Justyn Ross (2018)
<b>Sophomore:</b>	30.5	by Martavis Bryant (2012)
<b>Junior:</b>	32.1	by Gary Cooper (1988)
<b>Senior:</b>	30.7	by Whitey Jordan (1957)

Note: Minimum 10 receptions.

## RECEIVING TOUCHDOWNS

<b>Freshman:</b>	*12	by Sammy Watkins (2011)
<b>Sophomore:</b>	12	by Tee Higgins (2018)
<b>Junior:</b>	18	by DeAndre Hopkins (2012)
<b>Senior:</b>	11	by Mike Williams (2016)

## TOTAL OFFENSE

<b>Freshman:</b>	*3457	by Trevor Lawrence (2018)
<b>Sophomore:</b>	5209	by Deshaun Watson (2015)
<b>Junior:</b>	5219	by Deshaun Watson (2016)
<b>Senior:</b>	4251	by Tajh Boyd (2013)

## POINTS

<b>FY Freshman:</b>	78	by Sammy Watkins (2011)
<b>Freshman:</b>	137	by Greg Huegel (2015)
<b>Sophomore:</b>	156	by Travis Etienne (2018)
<b>Junior:</b>	138	by Travis Etienne (2019)
<b>Senior:</b>	128	by C.J. Spiller (2009)

## TOTAL TOUCHDOWNS

<b>Freshman:</b>	*13	by Sammy Watkins (2011), Travis Etienne (2017)
<b>Sophomore:</b>	26	by Travis Etienne (2018)
<b>Junior:</b>	23	by Travis Etienne (2019)
<b>Senior:</b>	21	by C.J. Spiller (2009)

## FIELD GOALS

<b>FY Freshman:</b>	19	by Chris Gardocki (1988)
<b>Freshman:</b>	27	by Greg Huegel (2015)
<b>Sophomore:</b>	22	by Chris Gardocki (1989), Nelson Welch (1992), Chandler Catanzaro (2011)
<b>Junior:</b>	24	by Jad Dean (2005)
<b>Senior:</b>	23	by Obed Ariri (1980)

## PUNT RETURN YARDS

<b>Freshman:</b>	*362	by Darnell Stephens (1991)
<b>Sophomore:</b>	377	by Derrick Hamilton (2002)
<b>Junior:</b>	487	by Shad Bryant (1938)
<b>Senior:</b>	332	by Tony Horne (1997)

## PUNT RETURN AVERAGE

<b>Freshman:</b>	*12.5	by Darnell Stephens (1991)
<b>Sophomore:</b>	13.8	by Andre Humphrey (1993)
<b>Junior:</b>	18.0	by Shad Bryant (1938)
<b>Senior:</b>	16.9	by Bobby Gage (1948)

Note: Minimum 10 punt returns.

## KICKOFF RETURN YARDS

<b>Freshman:</b>	*826	by Sammy Watkins (2011)
<b>Sophomore:</b>	696	by Derrick Hamilton (2002)
<b>Junior:</b>	661	by Justin Miller (2004)
<b>Senior:</b>	755	by C.J. Spiller (2009)

## KICKOFF RETURN AVERAGE

<b>Freshman:</b>	*35.1	by Justin Miller (2002)
<b>Sophomore:</b>	29.1	by Joe Henderson (1987)
<b>Junior:</b>	34.5	by Derrick Hamilton (2003)
<b>Senior:</b>	32.8	by C.J. Spiller (2009)

Note: Minimum 10 kickoff returns.

## ALL-PURPOSE YARDS

<b>Freshman:</b>	*2288	by Sammy Watkins (2011)
<b>Sophomore:</b>	1883	by Derrick Hamilton (2002)
<b>Junior:</b>	2174	by Travis Etienne (2019)
<b>Senior:</b>	2680	by C.J. Spiller (2009)

## TACKLES

<b>Freshman:</b>	*150	by Anthony Simmons (1995)
<b>Sophomore:</b>	186	by Keith Adams (1999)
<b>Junior:</b>	170	by Bubba Brown (1978)
<b>Senior:</b>	175	by Jeff Davis (1981)

## SACKS

<b>FY Freshman:</b>	7	by Dexter Lawrence (2016)
<b>Freshman:</b>	7	by Michael Dean Perry (1984), Chester McGlockton (1989), Dexter Lawrence (2016)
<b>Sophomore:</b>	16	by Keith Adams (1999)
<b>Junior:</b>	15.5	by Da'Quan Bowers (2010)
<b>Senior:</b>	12.5	by Gaines Adams (2006)

## TACKLES FOR LOSS

<b>FY Freshman:</b>	12.5	by T.J. Parker (2023)
<b>Freshman:</b>	15	by Michael Dean Perry (1984)
<b>Sophomore:</b>	35	by Keith Adams (1999)
<b>Junior:</b>	27	by Leroy Hill (2003)
<b>Senior:</b>	27	by William Perry (1984), Rob Bodine (1991)

## INTERCEPTIONS

<b>Freshman:</b>	*8	by Robert O'Neal (1989), Justin Miller (2002)
<b>Sophomore:</b>	6	by Fred Knoebel (1950)
<b>Junior:</b>	8	by DeAndre McDaniel (2009)
<b>Senior:</b>	6	by many (5)

## PASS BREAKUPS

<b>FY Freshman:</b>	9	by Robert O'Neal (1989), Justin Miller (2002), Andrew Mukuba (2021)
<b>Freshman:</b>	10	by Alex Ardley (1998)
<b>Sophomore:</b>	13	by James Lott (1987), Justin Miller (2003)
<b>Junior:</b>	21	by Tye Hill (2004)
<b>Senior:</b>	17	by Dextra Polite (1999)

## PASSES DEFENDED

<b>Freshman:</b>	*17	by Robert O'Neal (1989), Justin Miller (2002)
<b>Sophomore:</b>	17	by James Lott (1987)
<b>Junior:</b>	21	by Tye Hill (2004)
<b>Senior:</b>	21	by Dextra Polite (1999)

Note: Interceptions & pass breakups.

## INTERCEPTION RETURN YARDS

<b>Freshman:</b>	*96	by Robert O'Neal (1989)
<b>Sophomore:</b>	109	by Rex Varn (1977)
<b>Junior:</b>	156	by Don Kelley (1970)
<b>Senior:</b>	128	by Johnny Rember (1982)

## PUNTING AVERAGE

<b>Freshman:</b>	*43.4	by Dale Hatcher (1981)
<b>Sophomore:</b>	43.0	by Chris Gardocki (1989)
<b>Junior:</b>	44.5	by Chris Gardocki (1990)
<b>Senior:</b>	44.0	by Will Spiers (2020)

## SNAPS

<b>Freshman:</b>	*1049	by Mitch Hyatt (2015)
<b>Sophomore:</b>	1121	by Deshaun Watson (2015)
<b>Junior:</b>	1115	by Deshaun Watson (2016)
<b>Senior:</b>	1096	by Eric Mac Lain (2015)

FY - first-year; \* - also the most by a first-year freshman

# SENIOR CLASS RECORDS

## OVERALL WINS

Rk	Class	Win %	W-L
1.	2018	.932	55-4
	2019	.932	55-4
3.	2020	.911	51-5
4.	2017	.893	50-7
5.	2016	.875	49-7
	2021	.891	49-6
7.	2022	.833	45-9
8.	2015	.852	46-8
9.	2014	.792	42-11
10.	1990	.833	40-8
	2023	.769	40-12

## OVERALL WIN PERCENTAGE

Rk	Class	W-L	Win %
1.	2018	55-4	.932
	2019	55-4	.932
3.	2020	51-5	.911
4.	2021	49-6	.891
5.	2017	50-7	.877
6.	2016	49-7	.875
7.	2015	46-8	.852
8.	1903	19-3-1	.848
9.	1984	37-6-2	.844
10.	1990	40-8	.833
	2022	45-9	.833

Note: Minimum 20 games.

## CONFERENCE WINS

Rk	Class	Win %	W-L
1.	2020	.939	31-2
2.	2018	.938	30-2
	2019	.938	30-2
	2021	.909	30-3
	2022	.909	30-3
6.	2015	.875	28-4
	2016	.875	28-4
	2017	.875	28-4
9.	2014	.813	26-6
	2023	.788	26-7

## CONFERENCE WIN PERCENTAGE

Rk	Class	W-L	Win %
1.	2020	31-2	.939
2.	2018	30-2	.938
	2019	30-2	.938
4.	1940	13-0-2	.933
5.	1941	16-1-1	.917
6.	2021	30-3	.909
	2022	30-3	.909
8.	2015	28-4	.875
	2016	28-4	.875
	2017	28-4	.875

Note: Minimum 15 games.

## HOME WINS

Rk	Class	Win %	W-L
1.	2017	.964	27-1
	2018	.964	27-1
	2019	.964	27-1
	2020	1.000	27-0
5.	2014	.929	26-2
	2015	.929	26-2
	2016	.929	26-2
	2021	1.000	26-0
9.	2022	.962	25-1
10.	2012	.857	24-4
	2013	.857	24-4
	2023	.923	24-2

## HOME WIN PERCENTAGE

Rk	Class	W-L	Win %
1.	2020	27-0	1.000
	2021	26-0	1.000
3.	1930	13-0-1	.964
	2017	27-1	.964
	2018	27-1	.964
	2019	27-1	.964
7.	2022	25-1	.962
8.	2014	26-2	.929
	2015	26-2	.929
	2016	26-2	.929

Note: Minimum 14 games.



# SNAP RECORDS

## CAREER

### ALL PLAYERS

Rk	Player	Pos.	Years	Snap
1.	Mitch Hyatt	OT	2015-18	3754
2.	Will Putnam	OL	2019-23	3564
3.	Dalton Freeman	C	2009-12	3361
4.	Landon Walker	OT	2008-11	3131
5.	Kyle Young	C	1998-01	3097
6.	Glenn Rountree	OG	1994-97	3048
7.	Tajh Boyd	QB	2010-13	2963
8.	Jordan McFadden	OT	2018-22	2960
9.	Charlie Whitehurst	QB	2002-05	2875
10.	Eric Harmon	OG	1987-90	2870
11.	Barry Richardson	OT	2004-07	2778
12.	Jim Bundren	OT	1994-97	2772
13.	Brandon Thomas	OL	2010-13	2765
14.	Robert Carswell	FS	1997-00	2760
15.	DeAndre McDaniel	S	2007-10	2750
16.	Rashard Hall	S	2009-12	2697
17.	Michael Hamlin	S	2005-08	2683
18.	Jeb Flesch	OG	1988-91	2657
19.	T.J. Watkins	OG/TE	1998-01	2655
20.	Nealon Greene	QB	1994-97	2607
21.	Deshawn Watson	QB	2014-16	2562
22.	Jay Guillermo	C	2013-16	2552
23.	Robert O'Neal	FS	1989-92	2547
24.	Tremayne Anchrum	OT	2016-19	2516
25.	Thomas Austin	OL	2006-09	2501
26.	Stacy Seegars	OG	1990-93	2457
27.	Christian Wilkins	DL	2015-18	2441
28.	Antoine McClain	OG	2008-11	2438
29.	Tyrone Crowder	OG	2014-17	2432
30.	Jamaal Fudge	S	2002-05	2411
31.	Kendall Joseph	LB	2015-18	2410
32.	Chris Clemons	S	2005-08	2408
	Aaron Kelly	WR	2005-08	2408
	Hunter Renfrow	WR	2015-18	2408
35.	Chris Chancellor	CB	2006-09	2383
36.	Jordan Leggett	TE	2013-16	2372
37.	Cedric Johnson	OG	2001-04	2355
38.	Chad Carson	LB	1998-01	2353
39.	Dexter McCleon	CB/QB	1993-96	2349
40.	Jeff Bak	C	1985-88	2346
41.	Holland Postell	OT	1995-98	2337
42.	Rodney Williams	QB	1985-88	2335
43.	Raymond Priestler	TB	1994-97	2329
44.	Sean Pollard	OL	2016-19	2328
45.	Nathan Bennett	OG	2003-06	2308
46.	Will Young	OG	1992-95	2293
47.	Travis Zachery	TB	1998-01	2289
48.	Alex Ardley	CB	1998-01	2283
49.	Stephone Anthony	LB	2011-14	2264
50.	Chris Hairston	OT	2007-10	2260

## SEASON

### BY CLASS

Class	Player	Pos.	Year	Snap
Freshman	Mitch Hyatt	OT	2015	1049
Sophomore	Deshawn Watson	QB	2015	1121
Junior	Deshawn Watson	QB	2016	1115
Senior	Eric Mac Lain	OG	2015	1096

### OFFENSIVE TACKLE

Rk	Player	Cl.	Year	Snap
1.	Mitch Hyatt	Fr.	2015	1049
2.	Landon Walker	Sr.	2011	1033
3.	Mitch Hyatt	So.	2016	994
4.	Jordan McFadden	Sr.	2022	989
	<b>Blake Miller</b>	<b>Fr.</b>	<b>2022</b>	<b>989</b>
6.	Brandon Thomas	Jr.	2012	987
7.	Joe Gore	Sr.	2015	976
8.	<b>Blake Miller</b>	<b>So.</b>	<b>2023</b>	<b>960</b>
9.	John McDermott	Jr.	1999	923
10.	Kalon Davis	Sr.	2014	903

### OFFENSIVE GUARD

Rk	Player	Cl.	Year	Snap
1.	Eric Mac Lain	Sr.	2015	1096
2.	Taylor Hearn	So.	2016	1022
3.	Tyler Shatley	Jr.	2012	939
4.	Antoine McClain	Sr.	2011	921
5.	<b>Walker Parks</b>	<b>Jr.</b>	<b>2022</b>	<b>916</b>
6.	Gregory Walker	Jr.	2002	887
7.	Tyrone Crowder	Jr.	2016	869
8.	John Phillips	Jr.	1986	864
9.	John Simpson	Jr.	2018	858
10.	T.J. Watkins	Sr.	2001	855

### CENTER

Rk	Player	Cl.	Year	Snap
1.	Jay Guillermo	Jr.	2015	1092
2.	Jay Guillermo	Sr.	2016	1071
3.	Dalton Freeman	Jr.	2011	1044
4.	Will Putnam	Sr.	2022	996
5.	Dalton Freeman	Sr.	2012	959
6.	Will Putnam	+Sr.	2023	953
7.	Justin Falcinelli	Jr.	2017	932
8.	Kyle Young	So.	1999	919
9.	Kyle Young	Sr.	2001	854
10.	Kyle Young	Jr.	2000	845

### QUARTERBACK

Rk	Player	Cl.	Year	Snap
1.	Deshawn Watson	So.	2015	1121
2.	Deshawn Watson	Jr.	2016	1115
3.	Tajh Boyd	So.	2011	997
4.	<b>Cade Klubnik</b>	<b>So.</b>	<b>2023</b>	<b>974</b>
5.	Tajh Boyd	Jr.	2012	959
6.	Charlie Whitehurst	So.	2003	943
7.	Cullen Harper	Jr.	2007	942
8.	Kelly Bryant	Jr.	2017	886
9.	Tajh Boyd	Sr.	2013	868
10.	DJ Uiagalelei	So.	2021	862

### TAILBACK

Rk	Player	Cl.	Year	Snap
1.	Wayne Gallman	So.	2015	798
2.	Wayne Gallman	Jr.	2016	786
3.	Andre Ellington	Jr.	2011	754
4.	Raymond Priestler	Jr.	1996	729
5.	Will Shipley	So.	2022	646
6.	Travis Zachery	So.	1999	625
7.	Travis Zachery	Sr.	2001	612
8.	Andre Ellington	Sr.	2012	606
9.	Roderick McDowell	Sr.	2013	603
10.	Raymond Priestler	Sr.	1997	596

### FULLBACK

Rk	Player	Cl.	Year	Snap
1.	Emory Smith	Jr.	1995	598
2.	Wesley McFadden	Sr.	1989	532
3.	Chris Lancaster	So.	1986	526
4.	Rudy Harris	Jr.	1991	513
5.	Emory Smith	Fr.	1993	495
6.	Tracy Johnson	Jr.	1987	476
7.	Emory Smith	Sr.	1996	443
8.	Wesley McFadden	Jr.	1988	389
9.	Rudy Harris	Sr.	1992	338
10.	Howard Hall	So.	1990	335

### TIGHT END

Rk	Player	Cl.	Year	Snap
1.	Jordan Leggett	Sr.	2016	954
2.	Jordan Leggett	Jr.	2015	892
3.	Dwayne Allen	Jr.	2011	890
4.	<b>Jake Briningstool</b>	<b>Jr.</b>	<b>2023</b>	<b>775</b>
5.	Dwayne Allen	So.	2010	765
6.	Davis Allen	Sr.	2022	701
7.	Brandon Ford	Sr.	2012	695
8.	Michael Palmer	Sr.	2009	669
9.	Stacy Fields	Sr.	1990	617
10.	Tyrone Gibson	So.	1991	607

### WIDE RECEIVER

Rk	Player	Cl.	Year	Snap
1.	Rod Gardner	Jr.	1999	798
2.	Jackie Robinson	Sr.	2002	760
3.	Aaron Kelly	Jr.	2007	756
4.	DeAndre Hopkins	So.	2011	751
5.	Mike Williams	So.	2014	749
6.	Aaron Kelly	Sr.	2008	744
7.	DeAndre Hopkins	Jr.	2012	738
8.	Rod Gardner	Sr.	2000	732
9.	Brian Wofford	Sr.	1999	724
10.	Artavis Scott	So.	2015	722

### DEFENSIVE END

Rk	Player	Cl.	Year	Snap
1.	Kevin Dodd	Jr.	2015	784
2.	Malliciah Goodman	Jr.	2011	767
3.	Clelin Ferrell	Fr.	2016	759
4.	Andre Branch	Sr.	2011	755
5.	Shaq Lawson	Jr.	2015	722
6.	Clelin Ferrell	So.	2017	717
7.	Christian Wilkins	So.	2016	706
8.	Clelin Ferrell	Jr.	2018	691
9.	Da'Quan Bowers	Jr.	2010	683
10.	Bryant McNeal	Jr.	2001	679

### DEFENSIVE TACKLE

Rk	Player	Cl.	Year	Snap
1.	Carlos Watkins	Sr.	2016	758
2.	Rennie Moore	Sr.	2011	723
3.	Brandon Thompson	Sr.	2011	722
4.	Jovon Bush	Sr.	2001	679
5.	Christian Wilkins	Jr.	2017	668
6.	Dexter Lawrence	Fr.	2016	643
7.	DeJuan Polk	Sr.	2003	627
8.	Donnell Washington	Jr.	2003	625
9.	Christian Wilkins	Sr.	2018	621
10.	Lorenzo Bromell	Sr.	1997	618

### LINEBACKER

Rk	Player	Cl.	Year	Snap
1.	Kendall Joseph	So.	2016	930
2.	B.J. Goodson	Sr.	2015	911
3.	Ben Boulware	Sr.	2016	882
4.	Keith Adams	So.	1999	864
5.	Ben Boulware	Jr.	2015	850
6.	<b>Barrett Carter</b>	<b>So.</b>	<b>2022</b>	<b>832</b>
7.	Chad Carson	So.	1999	818
	Isaiah Simmons	Jr.	2019	818
9.	Stephone Anthony	Jr.	2013	802
10.	Chad Carson	Sr.	2001	789

### CORNERBACK

Rk	Player	Cl.	Year	Snap
1.	Coty Sensabaugh	Sr.	2011	993
2.	Cordrea Tankersley	Jr.	2015	887
3.	Cordrea Tankersley	Sr.	2016	858
4.	Alex Ardley	So.	1999	850
5.	Brian Mance	Sr.	2002	823
6.	Justin Miller	So.	2003	815
7.	A.J. Terrell	So.	2018	805
8.	Marcus Gilchrist	Sr.	2010	790
9.	A.J. Terrell	Jr.	2019	785
10.	Tye Hill	Jr.	2004	784

### SAFETY

Rk	Player	Cl.	Year	Snap
1.	Van Smith	So.	2016	929
2.	Jadar Johnson	Sr.	2016	913
3.	Marcus Gilchrist	Jr.	2009	902
4.	DeAndre McDaniel	Jr.	2009	893
5.	Charles Hafley	Sr.	2001	881
6.	Robert Carswell	Jr.	1999	870
7.	Jayron Kearse	Jr.	2015	856
8.	Jamaal Fudge	So.	2002	850
9.	Jonathan Meeks	Sr.	2012	835
10.	Michael Hamlin	Sr.	2008	828

+ - super senior; Note: All records from 1986-23; only snaps on offensive and defensive plays (does not include snaps on special teams plays).

# STREAK RECORDS

## CONSECUTIVE GAMES (69)

by **Will Spiers**, 2017-21; **Will Swinney**, 2017-21; **B.T. Potter**, 2018-22

Notes: Spiers and Swinney played all 69 games from 2017-21 and helped Clemson to a 61-8 record. Potter played all 69 games from 2018-22 and helped Clemson to a 60-9 record.

## CONSECUTIVE STARTS (69)

by **Will Spiers**, 2017-21

Notes: Spiers started each of his 69 games at punter.

## CONSECUTIVE STARTS BY A NON-SPECIALIST (49)

by **Dalton Freeman**, 2009-12

Notes: Freeman started each of his last 49 games at center, including every game of the 2010, 2011 and 2012 seasons.

## CONSECUTIVE STARTS BY A QUARTERBACK (40)

by **Tajh Boyd**, 2011-13

Notes: He started each of the last 40 games of his career at quarterback during the 2011-13 seasons and had a 32-8 record.

## CONSECUTIVE 100-YARD RUSHING GAMES (6)

by **Travis Etienne**, 2019

Notes: Etienne's streak started against Florida State on Oct. 12 and ended when he totaled 51 rushing yards at South Carolina on Nov. 30.

## CONSECUTIVE 100-YARD RECEIVING GAMES (3)

by **Charlie Waters**, 1969; **Tony Horne**, 1997; **Rod Gardner**, 2000; **DeAndre Hopkins**, 2012; **Sammy Watkins**, 2013 (2); **Cornell Powell**, 2020

Notes: Waters' streak covered first three games of his senior year. Horne's streak covered the first three games of his senior year. Hopkins' streak covered the last game of 2011 and the first two games of 2012. Watkins had two three-game streaks in his junior year. Powell's streak covered games 7-9 of his senior year.

## CONSECUTIVE 300-YARD PASSING GAMES (3)

by **Tajh Boyd**, 2013

Notes: Boyd had two three-game streaks in his senior year.

## CONSECUTIVE 200-YARD PASSING GAMES (11)

by **Tajh Boyd**, 2011

Notes: Boyd passed for at least 200 yards in each of the first 11 games of his sophomore year.

## CONSECUTIVE GAMES SCORING (54)

by **B.T. Potter**, 2018-22

Notes: Potter scored a point in every game in each of his last four seasons.

## CONSECUTIVE GAMES SCORING TOUCHDOWN (14)

by **C.J. Spiller**, 2009

Notes: Spiller was the only player in the nation to score at least one touchdown in every game in 2009.

## CONSECUTIVE GAMES WITH RUSHING TOUCHDOWN (10)

by **Travis Etienne** (2019,20)

Notes: Etienne rushed for a touchdown in each of the final nine games of the 2019 season and the 2020 season opener. He was held out of the endzone against The Citadel before starting another seven-game streak.

## CONSECUTIVE PLAYS RUSHING BALL (12)

by **Raymond Priestler**, 1997

Notes: Priestler ran 12 straight plays at Maryland in 1997, and he ended the game with 204 yards rushing in a record-tying 36 carries.

## CONSECUTIVE GAMES WITH PASSING TOUCHDOWN (31)

by **Deshaun Watson**, 2014-16

Notes: The streak dated from the South Carolina game in 2014 through the 2016 National Championship Game versus Alabama.

## CONSECUTIVE COMPLETIONS (19)

by **Deshaun Watson**, 2016

Notes: Watson completed his last nine passes against South Carolina and first 10 versus Virginia Tech.

## CONSECUTIVE GAMES WITH COMPLETION (46)

by **Rodney Williams**, 1985-88

## CONSECUTIVE GAMES WITH RECEIVING TOUCHDOWN (10)

by **DeAndre Hopkins**, 2012

Notes: The previous record was five games in a row, therefore Hopkins doubled the previous mark. He had at least one receiving touchdown in 12 of the 13 games in 2012.

## CONSECUTIVE PASSES WITHOUT INTERCEPTION (366)

by **Trevor Lawrence**, 2019-20

Notes: The streak started in the first half at Louisville on Oct. 19, 2019. Lawrence did not throw an interception in the last eight games (239 pass attempts) of the 2019 season, then did not throw an interception in his first 127 pass attempts over five games in 2020.

## CONSECUTIVE PASSES WITHOUT INTERCEPTION TO START CAREER (165)

by **Cullen Harper**, 2007

## CONSECUTIVE GAMES WITH 200 TOTAL OFFENSE YARDS (13)

by **Deshaun Watson**, 2016

Notes: Watson's streak covered the final 11 games of 2015, and ended with the South Carolina State game in 2016.

## CONSECUTIVE GAMES WITH RECEPTION (43)

by **Hunter Renfrow**, 2015-18

Notes: Renfrow's streak covered the final 43 games of his career, including the last three games of his freshman season in 2015 and 11 of the team's 15 games he played in 2016.

## CONSECUTIVE EXTRA POINTS MADE (122)

by **B.T. Potter**, 2018-20

Notes: Potter made his first 122 extra-point attempts until his first miss against Boston College on Oct. 31, 2020.

## CONSECUTIVE FIELD GOALS MADE (20)

by **Chandler Catanzaro**, 2011,12

Notes: Catanzaro's streak began with a game-winning 43-yard field goal against Wake Forest in 2011. He made his last eight field-goal attempts in 2011 and his first 12 field-goal attempts in 2012. The streak ended with a 48-yard attempt that missed wide-left by inches at Wake Forest. It was his only field-goal miss in 2012.

## CONSECUTIVE GAMES MAKING FIELD GOAL (18)

by **Greg Huegel**, 2015-16

## CONSECUTIVE GAMES WITH 40-YARD PUNTING AVERAGE (17)

by **Aidan Swanson**, 2022,23

Notes: Swanson had a streak of 17 games (last 10 games in 2022 and first seven games in 2023) broken with a 39.4-yard average on seven punts at NC State in 2023.

## CONSECUTIVE GAMES WITH SACK (9)

by **Da'Quan Bowers**, 2010

Notes: Bowers was involved in a sack in nine straight games, starting at Auburn (September 18) through Wake Forest (November 20). He had a half sack at Boston College that kept the streak alive.

## CONSECUTIVE GAMES WITH INTERCEPTION (4)

by **Bobby Gage**, 1948; **Terry Kinard**, 1980,81; **Dexter Davis**, 1990; **Rashard Hall**, 2009

## CONSECUTIVE DOUBLE-FIGURE TACKLE GAMES (19)

by **Jeff Davis**, 1980,81

## CONSECUTIVE GAMES WITH TACKLE (53)

by **DeAndre McDaniel**; 2007-10

Notes: McDaniel had a tackle in all 53 of his career games. He also had at least two tackles in each of his last 38 games.

## TEMPERATURE & DURATION RECORDS

### HOTTEST KICKOFF TEMPERATURE

Date	Opponent	W-L	Score	Temp.
9-18-2004	at Texas A&M	L	6-27	95
9-3-2011	Troy	W	43-19	95
9-7-2019	Texas A&M	W	24-10	94
9-20-1997	Florida State	L	28-35	93
9-18-2010	at Auburn	L	24-27	93
9-4-1999	Marshall	L	10-13	92
9-17-2005	Miami (Fla.)	L	30-36	92
9-6-2008	The Citadel	W	45-17	91
9-13-2008	NC State	W	27-9	91
9-28-2019	at North Carolina	W	21-20	91
9-6-2014	South Carolina State	W	73-7	90
9-10-2016	Troy	W	30-24	90
9-22-2018	at Georgia Tech	W	49-21	90

Note: Home games in bold.

### COLDEST KICKOFF TEMPERATURE

Date	Opponent	W-L	Score	Temp.
10-28-1961	at Auburn	L	14-24	24
12-31-2001	Louisiana Tech	W	49-24	32
11-10-2018	at Boston College	W	27-7	34
11-22-2008	at Virginia	W	13-3	35
12-5-2020	at Virginia Tech	W	45-10	37
11-9-1991	at North Carolina	W	21-6	38
11-25-1972	South Carolina	W	7-6	39
12-27-2009	Kentucky	W	21-13	39
11-14-1992	at Maryland	L	23-53	41
11-16-1996	NC State	W	40-17	41

Note: Home games in bold.

### LONGEST GAMES

Date	Opponent	W-L	Score	Time
9-17-2005	Miami (Fla.)	L <sup>(30T)</sup>	30-36	4:10
11-7-2020	at Notre Dame	L <sup>(20T)</sup>	40-47	4:09
1-9-2017	Alabama	W	35-31	4:08
1-2-2004	Tennessee	W	27-14	4:05
9-9-2006	at Boston College	L <sup>(20T)</sup>	33-34	4:00
9-4-2004	Wake Forest	W <sup>(20T)</sup>	37-30	3:58
10-29-2016	at Florida State	W	37-34	3:56
1-13-2020	LSU	L	25-42	3:56
10-1-2001	at NC State	W	45-37	3:55
10-2-2010	Miami (Fla.)	L	21-30	3:54

Note: Home games in bold.

### SHORTEST GAMES

Date	Opponent	W-L	Score	Time
9-17-1977	at Georgia	W	7-6	2:05
10-9-1971	Duke	W	3-0	2:10
10-7-1972	at Georgia Tech	L	9-31	2:10
10-14-1972	Duke	L	0-7	2:10
10-13-1973	Virginia	W	32-26	2:10
9-28-1996	Wake Forest	W	21-10	2:16
10-13-1979	at Virginia Tech	W	21-0	2:17
10-27-1990	at Wake Forest	W	24-6	2:18
9-22-1979	Georgia	W	12-7	2:22
10-8-1988	at Virginia	W	10-7	2:23
9-6-1997	App State	W	23-12	2:23

Note: Home games in bold.

## CONSECUTIVE GAMES WITH TACKLE FOR LOSS (20)

by **Keith Adams**, 1999,00

Notes: Adams had at least one tackle for loss in every game in 1999 and the first eight games of 2000. Georgia Tech ended his streak in 2000.

## WINNING STREAKS

Overall:	29	Began with a 48-7 win over Furman on Sept. 1, 2018 and ended with a 42-25 loss to LSU in the National Championship Game on Jan. 13, 2020.
Home:	40	Began with a 56-7 win over South Carolina on Nov. 26, 2017 and ended with a 31-30 loss against South Carolina on Nov. 26, 2022.
Away:	14	Began with a 38-31 win at NC State on Nov. 4, 2017 and ended with a 47-40 double-overtime loss at Notre Dame on Nov. 7, 2020.
vs. ACC:	28	Began with a 24-10 win over Georgia Tech on Oct. 28, 2017 and ended with a 47-40 double-overtime loss at Notre Dame on Nov. 7, 2020 (includes ACC Championship Games).

Note: Clemson's longest unbeaten streaks are identical.



# INDIVIDUAL DEFENSIVE SEASON & CAREER BESTS

## SEASON

### TACKLES

Rk Player, Pos.	Year	Tac.
1. Keith Adams, LB	1999	186
2. Anthony Simmons, LB	1996	178
3. Jeff Davis, LB	1981	175
4. Bubba Brown, LB	1978	170
5. John Leake, LB	2002	169
6. Rodney Thomas, LB	2002	167
7. Jeff Davis, LB	1980	160
B.J. Goodson, LB	2015	160
9. Anthony Simmons, LB	1997	158
10. Chad Carson, LB	2000	156

### TACKLES FOR LOSS

Rk Player, Pos.	Year	TFL
1. Keith Adams, LB	1999	35.0
2. William Perry, MG	1984	27.0
Rob Bodine, MG	1991	27.0
Leroy Hill, LB	2003	27.0
5. Da'Quan Bowers, DE	2010	26.0
6. Shaq Lawson, DE	2015	25.5
7. Anthony Simmons, LB	1997	25.0
8. Michael Dean Perry, DT	1987	24.0
9. Kevin Dodd, DE	2015	23.5
10. Vic Beasley, DE	2013	23.0

### SACKS

Rk Player, Pos.	Year	Sacks
1. Keith Adams, LB	1999	16.0
2. Da'Quan Bowers, DE	2010	15.5
3. Vic Beasley, DE	2013	13.0
4. Gaines Adams, DE	2006	12.5
Shaq Lawson, DE	2015	12.5
6. Vic Beasley, DE	2014	12.0
Kevin Dodd, DE	2015	12.0
8. Clelin Ferrell, DE	2018	11.5
9. Adrian Dingle, DE	1998	10.5
Andre Branch, DE	2011	10.5
Carlos Watkins, DT	2016	10.5

### PASS BREAKUPS

Rk Player, Pos.	Year	PBU
1. Tye Hill, CB	2004	21
2. Dextra Polite, CB	1999	17
3. Ty Davis, CB	1984	15
Delton Hall, CB	1985	15
Donnell Woolford, CB	1987	15
Donnell Woolford, CB	1988	15
Antwan Edwards, DB	1997	15
Garry Peters, CB	2014	15
9. Reggie Pleasant, CB	1984	14
Delton Hall, CB	1986	14
Jerome Henderson, CB	1989	14
Antwan Edwards, CB	1998	14

## PASSES DEFENDED

Rk Player, Pos.	Year	Int.	PBU	PD
1. Dextra Polite, CB	1999	4	17	21
Tye Hill, CB	2004	0	21	21
3. Donnell Woolford, CB	1987	5	15	20
4. Antwan Edwards, CB	1997	4	15	19
5. Terry Kinard, FS	1982	6	12	18
Delton Hall, CB	1986	4	14	18
7. Ty Davis, CB	1984	2	15	17
James Lott, CB	1987	4	13	17
Robert O'Neal, FS	1989	8	9	17
Brian Mance, CB	2002	6	11	17
Justin Miller, CB	2002	8	9	17
Bashaud Breeland, DB	2013	4	13	17

### TAKEAWAYS

Rk Player, Pos.	Year	Int.	RF	Tot.
1. Robert O'Neal, FS	1989	8	1	9
2. Brian Dawkins, FS	1995	6	2	8
Justin Miller, CB	2002	8	0	8
DeAndre McDaniel, S	2009	8	0	8
5. Fred Knoebel, DB	1952	7	NA	7
Bobby Johnson, DB	1971	4	3	7
Terry Kinard, FS	1982	6	1	7
Dexter Davis, CB	1990	6	1	7
Robert Carswell, FS	1999	6	1	7
Rashard Hall, S	2009	6	1	7

## CAREER

### TACKLES

Rk Player, Pos.	Years	Tac.
1. Bubba Brown, LB	1976-79	515
2. Anthony Simmons, LB	1995-97	486
3. Jeff Davis, LB	1978-81	469
4. Chad Carson, LB	1998-01	448
5. John Leake, LB	2000-03	443
6. Ed McDaniel, LB	1988-91	389
7. Nick Watkins, LB	2004-07	386
8. Randy Scott, LB	1975-78	382
9. Keith Adams, LB	1998-00	379
10. Robert Carswell, FS	1997-00	374

### TACKLES FOR LOSS

Rk Player, Pos.	Years	TFL
1. Michael Dean Perry, DT	1984-87	61.0
2. William Perry, MG	1981-84	60.0
3. Keith Adams, LB	1998-00	54.0
4. Vic Beasley, DE	2011-14	52.5
5. Anthony Simmons, LB	1995-97	52.0
6. Clelin Ferrell, DE	2016-18	50.0
7. Rob Bodine, MG	1989-91	48.0
Leroy Hill, LB	2001-04	48.0
9. Shaq Lawson, DE	2013-15	46.5
10. Brentton Buckner, DT	1990-93	46.0

## SACKS

Rk Player, Pos.	Years	Sacks
1. Vic Beasley, DE	2011-14	33.0
2. Michael Dean Perry, DT	1984-87	28.0
Gaines Adams, DE	2003-06	28.0
4. William Perry, MG	1981-84	27.0
Clelin Ferrell, DE	2016-18	27.0
6. Adrian Dingle, DE	1995-98	23.0
Keith Adams, LB	1998-00	23.0
8. Brentton Buckner, DT	1990-93	22.0
Bryant McNeal, DE	1999-02	22.0
10. Chester McGlockton, DT	1989-91	20.5

### PASS BREAKUPS

Rk Player, Pos.	Years	PBU
1. Donnell Woolford, CB	1985-88	44
2. Robert O'Neal, FS	1989-92	37
3. Antwan Edwards, CB	1995-98	35
Tye Hill, CB	2002-05	35
5. Delton Hall, CB	1983-86	33
6. Dexter Davis, CB	1988-90	32
Chris Chancellor, CB	2006-09	32
8. Justin Miller, CB	2002-04	31
9. Terry Kinard, FS	1979-82	30
10. Dexter McCleon, CB	1993-96	28

## PASSES DEFENDED

Rk Player, Pos.	Years	Int.	PBU	PD
1. Donnell Woolford, CB	1985-88	10	44	54
2. Robert O'Neal, FS	1989-92	12	37	49
3. Terry Kinard, FS	1979-82	17	30	47
4. Justin Miller, CB	2002-04	13	31	44
5. Antwan Edwards, DB	1995-98	8	35	43
6. Dexter Davis, CB	1988-90	10	32	42
7. Chris Chancellor, CB	2006-09	9	32	41
8. Tye Hill, CB	2002-05	5	35	40
9. Delton Hall, CB	1983-86	6	33	39
10. Alex Ardley, CB	1998-00	12	26	38

### CAUSED FUMBLES

Rk Player, Pos.	Years	CF
1. Jeff Davis, LB	1978-81	10
Ed McDaniel, ILB	1988-91	10
3. Danny Triplett, LB	1979-82	8
William Perry, MG	1981-84	8
Chester McGlockton, DT	1989-91	8
Malliciah Goodman, DE	2009-12	8
7. Levon Kirkland, OLB	1988-91	7
Keith Adams, LB	1998-00	7
Vic Beasley, DE	2011-14	7

### RECOVERED FUMBLES

Rk Player, Pos.	Years	RF
1. Jeff Davis, LB	1978-81	8
2. William Perry, MG	1981-84	7
Levon Kirkland, OLB	1988-91	7
4. Willie Smith, DE	1954-57	6
Ronnie Ducworth, DE	1966-68	6
Gene Beasley, SS	1985-88	6
Doug Brewster, LB	1987-90	6

### TAKEAWAYS

Rk Player, Pos.	Years	Int.	RF	Tot.
1. Terry Kinard, FS	1979-82	17	2	19
2. Michael Hamlin, S	2005-08	14	4	18
3. Rashard Hall, S	2009-12	14	3	17
4. DeAndre McDaniel, S	2007-10	15	1	16
5. Fred Knoebel, DB	1950-52	15	NA	15
Brian Dawkins, SS	1992-95	11	4	15
7. Eddie Geathers, CB	1977-80	12	2	14
Robert O'Neal, FS	1989-92	12	2	14
Justin Miller, CB	2002-04	13	1	14
10. Dexter Davis, CB	1988-90	10	3	13
Crezdon Butler, CB	2006-09	11	2	13

### TAKEAWAY RETURN YARDS

Rk Player	Years	IR	FR	Total
1. Antwan Edwards	1995-98	8-195	2-104	10-299
2. Rex Varn	1976-79	10-275		10-275
3. Michael Hamlin	2005-08	14-243		14-243
Crezdon Butler	2006-09	11-243		11-243
5. Jonathan Meeks	2009-12	7-192	1-3	8-195
6. DeAndre McDaniel	2007-10	15-162	1-28	16-190
7. Rashard Hall	2009-12	14-186	1-(-6)	15-180
8. K'Von Wallace	2016-19	5-180		5-180
9. Don Kelley	1969-71	6-178		6-178
10. Van Smith	2015-17	4-165		4-165

DEXTER McCLEON (1993-96) HAD 28 CAREER PASS BREAKUPS, 10TH MOST IN TIGER HISTORY.



# YEARLY DEFENSIVE LEADERS

## TACKLES

Year	Player, Pos.	Tackles
1976	Randy Scott, LB	130
1977	Randy Scott, LB	133
1978	Bubba Brown, LB	170
1979	Bubba Brown, LB	150
1980	Jeff Davis, LB	160
1981	Jeff Davis, LB	175
1982	Terry Kinard, FS	89
1983	Henry Walls, LB	93
1984	William Perry, MG	100
1985	Henry Walls, LB	153
1986	Norman Haynes, LB	74
1987	James Earle, OLB	79
1988	Ed McDaniel, LB	104
1989	Doug Brewster, LB	100
1990	Ed McDaniel, LB	109
1991	Ed McDaniel, LB	114
1992	Tim Jones, LB	89
1993	Tim Jones, LB	109
1994	Tim Jones, LB	118
1995	Anthony Simmons, LB	150
1996	Anthony Simmons, LB	178
1997	Anthony Simmons, LB	158
1998	Chris Jones, LB	128
1999	Keith Adams, LB	186
2000	Chad Carson, LB	156
2001	Chad Carson, LB	137
2002	John Leake, LB	169
2003	Leroy Hill, LB	145
2004	Leroy Hill, LB	106
2005	Anthony Waters, LB	109
2006	Nick Watkins, LB	116
2007	Nick Watkins, LB	118
2008	Kavell Conner, LB	125
2009	Kavell Conner, LB	111
2010	DeAndre McDaniel, S	84
2011	Rashard Hall, S	89
2012	Jonathan Willard, LB	95
2013	Stephone Anthony, LB	131
2014	Stephone Anthony, LB	90
2015	B.J. Goodson, LB	160
2016	Ben Boulware, LB	131
2017	Dorian O'Daniel, LB	104
2018	Isaiah Simmons, S	97
2019	Isaiah Simmons, LB	107
2020	Baylon Spector, LB	72
2021	James Skalski, LB	100
2022	Jeremiah Trotter Jr., LB	92
2023	Jeremiah Trotter Jr., LB	88

Note: From coaches film grade.

## TACKLES FOR LOSS

Year	Player, Pos.	TFL
1976	Randy Scott, LB	12
1977	Randy Scott, LB	18
1978	Randy Scott, LB	11
1979	Jim Stuckey, DT	20
1980	Steve Durham, DT	8
1981	Jeff Bryant, DT	19
1982	Edgar Pickett, DE	10
1983	William Perry, MG	15
1984	William Perry, MG	27
1985	Steve Berlin, DT	9
1986	Michael Dean Perry, DT	15
1987	Michael Dean Perry, DT	24
1988	Mark Drag, MG	12
1989	Chester McGlockton, DT	10
1990	Wayne Simmons, OLB	10
1991	Rob Bodine, MG	14
1992	Brentson Buckner, DT	27
1993	Brentson Buckner, DT	14
1994	Darnell Stephens, OLB	13
1995	Wardell Rouse, OLB	13
1996	Anthony Simmons, LB	11
1997	Trevor Pryce, DT	20
1998	Anthony Simmons, LB	25
1999	Rahim Abdullah, OLB	15
2000	Adrian Dingle, DE	15
2001	Keith Adams, LB	35
2002	Keith Adams, LB	19
2003	Bryant McNeal, DE	12
2004	Bryant McNeal, DE	14
2005	Leroy Hill, LB	27
2006	Leroy Hill, LB	19
2007	Gaines Adams, DE	15
2008	Gaines Adams, DE	17.5
2009	Phillip Merling, DE	17

2008	Jarvis Jenkins, DT	10
	Ricky Sapp, DE	10
2009	Ricky Sapp, DE	15
2010	Da'Quan Bowers, DE	26
2011	Andre Branch, DE	17
2012	Jonathan Willard, LB	10.5
2013	Vic Beasley, DE	23
2014	Vic Beasley, DE	21.5
2015	Shaq Lawson, DE	25.5
2016	Kendall Joseph, LB	13.5
	Carlos Watkins, DT	13.5
2017	Clelin Ferrell, DE	18
2018	Clelin Ferrell, DE	19.5
2019	Isaiah Simmons, LB	16
2020	Myles Murphy, DE	12
2021	Myles Murphy, DE	14
2022	Jeremiah Trotter Jr., LB	13.5
2023	Jeremiah Trotter Jr., LB	15

## SACKS

Year	Player, Pos.	Sacks-Yards
1977	Archie Reese, DT	8-NA
1978	Jonathan Brooks, DE	6-NA
1979	Jim Stuckey, DT	10-NA
1980	Steve Durham, DT	6-44
1981	Jeff Bryant, DT	8-61
1982	Jim Scott, DT	6-44
1983	William Perry, MG	6-40
1984	William Perry, MG	10-68
1985	Steve Berlin, DT	3-26
1986	Michael Dean Perry, DT	9-60
1987	Michael Dean Perry, DT	10-86
1988	Jesse Hatcher, OLB	7.5-58
1989	Chester McGlockton, DT	7-46
1990	Vance Hammond, DT	8.5-63
1991	Rob Bodine, MG	7.5-62
1992	Ashley Sheppard, OLB	8.5-67
1993	Brentson Buckner, DT	6.5-42
1994	Darnell Stephens, OLB	8-54
1995	Patrick Sapp, OLB	5.5-33
1996	Trevor Pryce, DT	7.5-79
1997	Anthony Simmons, LB	8-57
1998	Adrian Dingle, DE	10.5-64
1999	Keith Adams, LB	16-122
2000	Keith Adams, LB	7-74
	Nick Eason, DT	7-63
2001	Bryant McNeal, DE	8-51
2002	Bryant McNeal, DE	9-63
2003	Leroy Hill, LB	8-57
2004	Leroy Hill, LB	8-66
2005	Gaines Adams, DE	9.5-64
2006	Gaines Adams, DE	12.5-87

2007	Phillip Merling, DE	7-50
2008	many (4)	2
2009	Ricky Sapp, DE	5-33
2010	Da'Quan Bowers, DE	15.5-112
2011	Andre Branch, DE	10.5-75
2012	Vic Beasley, DE	8-55
2013	Vic Beasley, DE	13-98
2014	Vic Beasley, DE	12-95
2015	Shaq Lawson, DE	12.5-90
2016	Carlos Watkins, DT	10.5-58
2017	Clelin Ferrell, DE	9.5-57
2018	Clelin Ferrell, DE	11.5-59
2019	Isaiah Simmons, LB	8-52
2020	Baylon Spector, LB	4.5-27
2021	Myles Murphy, DE	7-37
2022	Myles Murphy, DE	6.5-33
	Jeremiah Trotter Jr., LB	6.5-27
2023	T.J. Parker, DE	5.5-39
	Jeremiah Trotter Jr., LB	5.5-38

## PASS BREAKUPS

Year	Player, Pos.	PBU
1977	Mark Heniford, DE	7
1978	Steve Ryan, CB	5
1979	Eddie Geathers, CB	6
1980	Willie Underwood, SS	8
1981	Hollis Hall, CB	11
1982	Terry Kinard, FS	12
1983	Rod McSwain, CB	11
1984	Ty Davis, CB	15
1985	Delton Hall, CB	15
1986	Delton Hall, CB	14
1987	Donnell Woolford, CB	15
1988	Donnell Woolford, CB	15
1989	Jerome Henderson, CB	14
1990	Dexter Davis, CB	9
1991	Robert O'Neal, FS	11
1992	Robert O'Neal, FS	9
1993	Brian Dawkins, SS	10
1994	Dexter McCleon, CB	7
1995	Dexter McCleon, CB	13
1996	Andy Ford, CB	6
	Dexter McCleon, CB	6
1997	Antwan Edwards, DB	15
1998	Antwan Edwards, CB	14
1999	Dextra Polite, CB	17
2000	Darrel Crutchfield, CB	9
2001	Charles Hafley, SS	10
2002	Brian Mance, CB	11
2003	Justin Miller, CB	13
2004	Tye Hill, CB	21
2005	Gaines Adams, DE	9

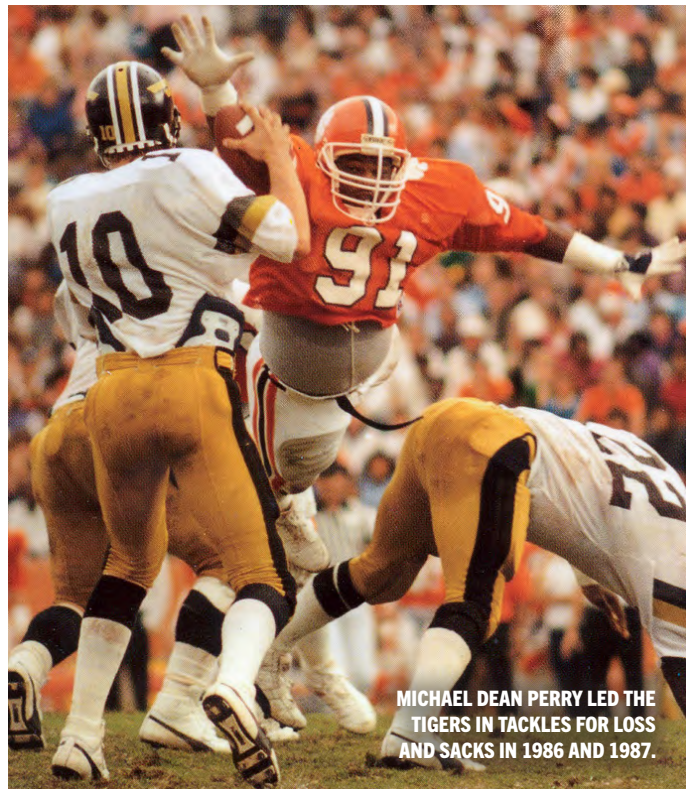
2006	Chris Clemons, S	8
2007	Chris Chancellor, CB	9
2008	Michael Hamlin, S	10
2009	Crezdon Butler, CB	10
2010	Marcus Gilchrist, CB	10
2011	Coty Sensabaugh, CB	13
2012	Garry Peters, CB	8
2013	Bashaud Breeland, DB	13
2014	Garry Peters, CB	15
2015	Cordrea Tankersley, CB	11
2016	Cordrea Tankersley, CB	11
2017	Ryan Carter, CB	10
2018	many (3)	7
2019	many (3)	10
2020	Derion Kendrick, CB	6
2021	Andrew Mukuba, S	9
2022	Nate Wiggins, CB	12
2023	Nate Wiggins, CB	9

## PASSES DEFENDED

Year	Player, Pos.	Int.	PBU	PD
1977	Steve Ryan, CB	6	4	10
1978	Steve Ryan, CB	4	5	9
1979	Eddie Geathers, CB	3	6	9
1980	Willie Underwood, SS	2	8	10
1981	Hollis Hall, CB	5	11	16
1982	Terry Kinard, FS	6	12	18
1983	Rod McSwain, CB	2	11	13
1984	Ty Davis, CB	2	15	17
1985	Delton Hall, CB	1	15	16
1986	Delton Hall, CB	4	14	18
1987	Donnell Woolford, CB	5	15	20
1988	Donnell Woolford, CB	1	15	16
1989	Robert O'Neal, FS	8	9	17
1990	Dexter Davis, CB	6	9	15
1991	Robert O'Neal, FS	2	11	13
1992	Robert O'Neal, FS	2	9	11
1993	Brian Dawkins, SS	6	9	15
1994	Dexter McCleon, CB	4	8	12
1995	Brian Dawkins, SS	6	9	15
	Dexter McCleon, CB	2	13	15
1996	many (3)	--	--	6
1997	Antwan Edwards, CB	4	15	19
1998	Antwan Edwards, CB	2	14	16
1999	Dextra Polite, CB	4	17	21
2000	Alex Ardley, CB	6	7	13
2001	Charles Hafley, SS	4	10	14
2002	Brian Mance, CB	6	11	17
	Justin Miller, CB	8	9	17
2003	Justin Miller, CB	2	13	15
2004	Tye Hill, CB	0	21	21
2005	Tye Hill, CB	3	7	10
2006	Chris Clemons, S	1	8	9
2007	Chris Chancellor, CB	4	9	13
2008	Michael Hamlin, S	6	10	16
2009	Crezdon Butler, CB	1	10	11
2010	Marcus Gilchrist, CB	1	10	11
2011	Coty Sensabaugh, CB	1	13	14
2012	Garry Peters, CB	1	8	9
2013	Bashaud Breeland, DB	4	13	17
2014	Garry Peters, CB	1	15	16
2015	Cordrea Tankersley, CB	5	11	16
2016	Cordrea Tankersley, CB	4	11	15
2017	Ryan Carter, CB	3	10	13
2018	A.J. Terrell, CB	3	7	10
2019	Isaiah Simmons, LB	3	10	13
2020	Derion Kendrick, CB	1	6	7
2021	Mario Goodrich, CB	2	9	11
2022	Nate Wiggins, CB	1	12	13
2023	Nate Wiggins, CB	2	9	11

## RECOVERED FUMBLES

Year	Player, Pos.	RF
1954	Wingo Avery, LB	3
1955	Willie Smith, DE	2
1956	Willie Smith, DE	3
1957	Ray Masneri, DE	2
1958	Bill Thomas, DL	2
1959	Harold Olson, DT	3
1960	Bob Coleman, LB	3
1961	Wendell Black, DB	3
1962	many	1
1963	many (4)	2
1964	Joe Blackwell, DL	3
1965	many (3)	2
1966	Wayne Page, DB	2
1967	George Burnett, DB	2
1968	Ronnie Ducworth, DE	6
1969	Ivan Southerland, DE	3



MICHAEL DEAN PERRY LED THE TIGERS IN TACKLES FOR LOSS AND SACKS IN 1986 AND 1987.



# YEARLY DEFENSIVE LEADERS

1970	B.B. Elvington, DT	4	1999	Keith Adams, LB	2	Walter Cox, DL	1	2	3	1992	many (3)	--	--	4	
1971	Larry Hefner, LB	3	2000	many (3)	2	1964	Jimmy Bell, DB	5	0	5	1993	many (3)	--	--	4
	Bobby Johnson, DB	3	2001	Nick Eason, DT	2		Richard Cooper, LB	3	2	5	1994	Andre Carter, FS	4	1	5
1972	Jeff Stocks, DE	3	2002	Rodney Thomas, LB	2	1965	Kit Jackson, DB	4	2	6	1995	Brian Dawkins, SS	6	2	8
1973	G.G. Galloway, DT	3	2003	many (9)	1	1966	Phil Marion, DB	4	1	5	1996	Kelton Dunnican, FB	0	3	3
1974	Willie Anderson, MG	2	2004	Travis Pugh, FS	2	1967	Jimmy Carter, LB	2	1	3	1997	Antwan Edwards, DB	4	0	4
1975	Dennis Smith, DB	3	2005	Dorell Scott, DT	2	1968	Bob Craig, DB	3	1	4	1998	Antwan Edwards, CB	2	2	4
1976	many (5)	2	2006	Gaines Adams, DE	3		Ronnie Ducworth, DE	0	4	4	1999	Robert Carswell, FS	6	1	7
1977	Roy Eppes, DB	3		Duane Coleman, CB	3	1969	Bob Craig, DB	3	1	4	2000	Alex Ardley, CB	6	0	6
1978	Randy Scott, ILB	3	2007	Michael Hamlin, S	2	1970	many (4)	--	--	4	2001	Charles Hafley, SS	4	1	5
1979	Jeff Davis, ILB	2		Nick Watkins, LB	2	1971	Bobby Johnson, DB	4	3	7	2002	Justin Miller, CB	8	0	8
1980	Jeff Davis, ILB	2	2008	Brandon Maye, LB	3	1972	Jeff Siepe, DB	3	1	4	2003	Jamaal Fudge, ROV	4	1	5
	Joe Glenn, DE	2	2009	many (9)	1		Jeff Stocks, DE	1	3	4	2004	Justin Miller, CB	3	1	4
1981	Jeff Davis, ILB	4	2010	many (5)	1	1973	Lynn Carson, DB	5	1	6	2005	Jamaal Fudge, S	3	1	4
1982	many (4)	2	2011	Rashard Hall, S	2	1974	Dennis Smith, DB	6	0	6		Tye Hill, CB	3	1	4
1983	William Devane, MG	4		Jonathan Meeks, S	2	1975	Dennis Smith, DB	1	3	4	2006	many (4)	--	--	4
1984	William Perry, MG	3	2012	Corey Crawford, DE	2	1976	Randy Scott, LB	2	2	4	2007	Michael Hamlin, S	4	2	6
1985	A.J. Johnson, FS	3	2013	Spencer Shuey, LB	4	1977	Steve Ryan, CB	6	0	6	2008	Michael Hamlin, S	6	0	6
	Henry Walls, ILB	3	2014	B.J. Goodson, LB	3	1978	Steve Ryan, CB	4	2	6	2009	DeAndre McDaniel, S	8	0	8
1986	many (8)	1	2015	B.J. Goodson, LB	2	1979	Jeff Davis, ILB	3	2	5	2010	DeAndre McDaniel, S	4	0	4
1987	Tony Stephens, MG	2	2016	Dexter Lawrence, DT	2	1980	Eddie Geathers, CB	3	1	4	2011	Jonathan Meeks, S	3	2	5
1988	Gene Beasley, SS	3		Christian Wilkins, DE	2	1981	Hollis Hall, CB	5	1	6	2012	Rashard Hall, S	4	0	4
	Doug Brewster, ILB	3	2017	Dorian O'Daniel, LB	2		Terry Kinard, FS	6	0	6	2013	many (3)	--	--	4
1989	Levon Kirkland, OLB	3	2018	Christian Wilkins, DT	2	1982	Terry Kinard, FS	6	1	7	2014	Robert Smith, S	2	2	4
	Vince Taylor, ILB	3	2019	many (11)	1	1983	Ty Davis, CB	4	0	4	2015	Cordrea Tankersley, CB	5	0	5
1990	many (3)	2	2020	many (9)	1		William Devane, MG	0	4	4	2016	Jadar Johnson, S	5	0	5
1991	Levon Kirkland, OLB	2	2021	many (8)	1	1984	Terence Mack, OLB	3	1	4	2017	Dorian O'Daniel, LB	2	2	4
	Wayne Simmons, OLB	2	2022	many (8)	1	1985	Henry Walls, ILB	2	3	5	2018	A.J. Terrell, CB	3	0	3
1992	many (8)	1	2023	many (12)	1	1986	Delton Hall, CB	5	0	5	2019	Tanner Muse, S	4	0	4
1993	many (3)	2				1987	Donnell Woolford, CB	5	1	6		Isaiah Simmons, LB	3	1	4
1994	LaMarick Simpson, DT	3				1988	Gene Beasley, SS	3	3	6	2020	many (3)	--	--	3
1995	Brian Dawkins, SS	2				1989	Robert O'Neal, FS	8	1	9	2021	Andrew Booth Jr., CB	3	0	3
1996	Kelton Dunnican, FB	3				1990	Dexter Davis, CB	6	1	7	2022	R.J. Mickens, S	3	0	3
1997	Rahim Abdullah, OLB	2				1991	Kenzil Jackson, ILB	2	1	3	2023	Khalil Barnes, S	3	1	4
1998	Adrian Dingle, DE	3					Tyron Mouzon, SS	3	0	3					

Year	Player, Pos.	Int.	RF	Tot.
1961	Wendell Black, DB	0	3	3
1962	Rodney Rogers, DB	3	1	4
1963	Jimmy Bell, DB	3	0	3

## TAKEAWAYS

Year	Player, Pos.	Int.	RF	Tot.
1961	Wendell Black, DB	0	3	3
1962	Rodney Rogers, DB	3	1	4
1963	Jimmy Bell, DB	3	0	3

# FOURTH QUARTER WINS

Year	Opponent	Site	Score	Decisive Play	Time Left	Duke	H	17-10	Tracy Johnson 4 run	6:46	
1948	Wake Forest	A	21-14	Fred Cone 1 run	11:56	North Carolina	A	13-10	David Treadwell 30 FG	0:32	
	Auburn	A	7-6	Ray Mathews 1 run	6:35	1988	Virginia	A	10-7	Rodney Williams-Chip Davis 14 pass	1:52
	South Carolina	A	13-7	Oscar Thompson recovers blocked punt	4:15		Oklahoma	N	13-6	Terry Allen 4 run	10:28
1949	Auburn	N	20-20			1990	Maryland	A	18-17	DeChane Cameron-Rudy Harris 11 pass	7:59
1950	South Carolina	A	14-14	Fred Cone TD			NC State	A	24-17	Howard Hall 1 run	3:12
	Miami (Fla.)	A	15-14	Sterling Smith tackles Frank Smith for a safety	6:00	1991	Georgia Tech	H	9-7	Ronald Williams 2 run	2:06
1954	Florida	A	14-7	Don King 1 run	14:54		Virginia	H	20-20	Nelson Welch 40 FG	0:46
1955	Virginia Tech	A	21-16	Charlie Bussey-Joel Wells 60 pass	4:06	1992	Virginia	A	29-28	Nelson Welch 32 FG	0:55
	Wake Forest	A	19-13	Billy O'Dell 1 run	2:20	1993	South Carolina	A	16-13	Nelson Welch 31 FG	11:53
1956	NC State	A	13-7	Charlie Horne 10 run	5:26		Kentucky	N	14-13	Patrick Sapp-Terry Smith 21 pass	0:20
	Florida	A	20-20	Bob Spooner 1 run	0:32	1996	Georgia Tech	H	28-25	Nealon Greene 1 run	4:10
1957	Wake Forest	H	13-6	Harvey White-Doug Cline 22 pass	1:36	1997	NC State	A	19-17	Matt Padgett 20 FG	0:19
1958	Vanderbilt	A	12-7	Harvey White 3 run	0:03		Duke	H	29-20	Rahim Abdullah 63 interception return	OT
	NC State	A	13-6	George Usry 1 run	12:16	2000	South Carolina	H	16-14	Aaron Hunt 25 FG	0:03
	Virginia	H	20-15	Lowndes Shingler 1 run	14:00	2001	Georgia Tech	A	47-44	Woodrow Dantzler 6 run	OT
	North Carolina	H	26-21	Doug Cline 2 run	2:52	2002	Duke	A	34-31	Aaron Hunt 21 FG	0:08
1959	Wake Forest	H	33-31	George Usry 1 run	4:24		South Carolina	H	27-20	Bernard Rambert 2 run	9:38
1960	Virginia Tech	H	13-7	Lowndes Shingler 4 run	4:08	2003	Virginia	H	30-27	Charlie Whitehurst-Kevin Youngblood 4 pass	OT
1962	NC State	A	7-0	Pat Crain 1 run	4:43	2004	Wake Forest	H	37-30	Charlie Whitehurst-Kyle Browning 11 pass	OT
	Maryland	A	17-14	Rodney Rogers 23 FG	1:31		Maryland	H	10-7	Reggie Merriweather 2 run	0:23
	South Carolina	H	20-17	Rodney Rogers 24 FG	1:24		Miami (Fla.)	A	24-17	Reggie Merriweather 2 run	OT
1963	North Carolina	A	11-7	Jim Parker 1 run	7:54	2005	Texas A&M	H	25-24	Jad Dean 42 FG	0:02
1965	Virginia	A	20-14	Thomas Ray-Wayne Bell 16 pass	2:06		Maryland	A	28-24	Reggie Merriweather 38 run	2:58
1966	Duke	H	9-6	Jimmy Addison-Phil Rogers 25 pass	2:32		South Carolina	A	13-9	James Davis 2 run	5:58
	Wake Forest	A	23-21	Wilson Childers, James Tompkins tackle for a safety	0:25	2006	Florida State	A	27-20	James Davis 1 run	0:08
	Virginia	H	40-35	Addison 75 pass to Jacky Jackson	3:49	2007	South Carolina	A	23-21	Mark Buchholz 35 FG	0:00
1967	Duke	A	13-7	Buddy Gore 9 run		2008	Boston College	A	27-21	Cullen Harper-Aaron Kelly 4 pass	7:10
1968	NC State	A	24-19	Ray Yauger 7 run	0:53	2009	Miami (Fla.)	A	40-37	Kyle Parker-Jacoby Ford 26 pass	OT
1971	Wake Forest	H	10-9	Eddie Seigler 29 FG	0:37	2010	NC State	H	14-13	Jamie Harper 4 run	6:18
1973	Virginia	H	32-27	Ken Pengitore-Jim Lanzendoen 28 pass	6:44	2011	Wake Forest	H	31-28	Chandler Catanzaro 43 FG	0:00
1974	Georgia Tech	H	21-17	Mike O'Cain-Bennie Cunningham 3 pass	8:26	2012	LSU	N	25-24	Chandler Catanzaro 37 FG	0:00
	Georgia	H	28-24	Mike O'Cain 1 run	8:44	2013	Ohio State	N	40-35	Tajh Boyd-Stanton Seckinger 5 pass	6:16
1975	Wake Forest	H	16-14	Willie Jordan 34 FG	0:05	2014	Boston College	A	17-13	C.J. Davidson 32 run	9:35
1976	The Citadel	H	10-7	Ciro Piccirillo 23 FG	0:54	2016	Louisville	H	42-36	Deshaun Watson-Jordan Leggett 31 pass	3:14
	Florida State	A	15-12	Steve Fuller 1 run	6:36		NC State	H	24-17	Deshaun Watson-Artavis Scott 10 pass	OT
1977	NC State	H	7-3	Steve Fuller-Jerry Butler 19 pass	12:46		Florida State	A	37-34	Deshaun Watson-Jordan Leggett 34 pass	2:06
	South Carolina	A	31-27	Steve Fuller-Jerry Butler 20 pass	0:49		Alabama	N	35-31	Deshaun Watson-Hunter Renfrow 2 pass	0:01
1978	North Carolina	H	13-9	Lester Brown 1 run	9:48	2018	Syracuse	H	27-23	Travis Etienne 2 run	0:41
1980	Virginia	A	27-24	Obed Ariri 52 FG	0:06	2019	Ohio State	N	29-23	Trevor Lawrence-Travis Etienne 34 pass	1:49
1982	Boston College	H	17-17	Donald Igwebuike 43 FG	5:40	2020	Boston College	H	34-28	Travis Etienne 17 run	11:34
1983	Wake Forest	H	24-17	Stacey Driver 2 run	4:13	2021	Louisville	A	30-24	DJ Uiagalelei 8 run	4:12
1985	Virginia Tech	A	20-17	David Treadwell 36 FG	0:00	2022	Wake Forest	A	51-45	DJ Uiagalelei-Davis Allen 21 pass	OT
	Virginia	H	27-24	Kenny Flowers 12 run	13:45		Syracuse	H	27-21	Will Shipley 50 run	11:26
1986	Georgia	A	31-28	David Treadwell 46 FG	0:00	2023	Kentucky	N	38-35	Phil Mahfah 3 run	0:17
	Maryland	A	17-17	David Treadwell 21 FG	0:10						
	South Carolina	H	21-21	David Treadwell 31 FG	2:50						
1987	Georgia	H	21-20	David Treadwell 21 FG	0:02						

Note: Above is a list of games since 1948 in which Clemson scored the last points of the game in the fourth quarter or overtime to erase a deficit or tie, and win or tie a game; games must have been decided by seven points or less, or in overtime; home wins in **bold**.

Note: Above is a list of games since 1948 in which Clemson scored the last points of the game in the fourth quarter or overtime to erase a deficit or tie, and win or tie a game; games must have been decided by seven points or less, or in overtime; home wins in bold.

# CAREER LEADERS

## RUSHING

### RUSHING YARDS

Rk	Player	Years	Car.	Y/C	TD	Yards
1.	Travis Etienne	2017-20	686	7.22	70	4952
2.	Raymond Priestler	1994-97	805	4.93	21	3966
3.	James Davis	2005-08	753	5.15	47	3881
4.	C.J. Spiller	2006-09	606	5.85	32	3547
5.	Andre Ellington	2009-12	621	5.53	33	3436
6.	Wayne Gallman	2014-16	676	5.07	34	3429
7.	Travis Zachery	1998-01	691	4.43	41	3058
8.	Kenny Flowers	1983-86	590	4.94	26	2914
9.	Terry Allen	1987-89	523	5.31	28	2778
10.	Woodrow Dantzler	1998-01	591	4.67	27	2761
11.	Will Shipley	2021-23	526	5.22	31	2747
12.	Buddy Gore	1966-68	600	4.29	15	2571
13.	Ray Yauger	1968-70	555	4.39	16	2439
14.	Chuck McSwain	1979-82	483	4.80	23	2320
15.	Stacey Driver	1982-85	476	4.82	15	2293

### CARRIES

Rk	Player	Years	Yards	Y/C	Car.
1.	Raymond Priestler	1994-97	3966	4.93	805
2.	James Davis	2005-08	3881	5.15	753
3.	Travis Zachery	1998-01	3058	4.43	691
4.	Travis Etienne	2017-20	4952	7.22	686
5.	Wayne Gallman	2014-16	3429	5.07	676
6.	Andre Ellington	2009-12	3436	5.53	621
7.	C.J. Spiller	2006-09	3547	5.85	606
8.	Buddy Gore	1966-68	2571	4.29	600
9.	Woodrow Dantzler	1998-01	2761	4.67	591
10.	Kenny Flowers	1983-86	2914	4.94	590
11.	Ray Yauger	1968-70	2439	4.39	555
12.	Steve Fuller	1975-78	1737	3.20	535
13.	Will Shipley	2021-23	2747	5.22	526
14.	Terry Allen	1987-89	2778	5.31	523
15.	Rodney Blunt	1989-93	2173	4.28	508

### YARDS PER CARRY

Rk	Player	Years	Car.	Yards	Y/C
1.	Travis Etienne	2017-20	686	4952	7.22
2.	Lyn-J Dixon	2018-21	218	1420	6.51
3.	Tavien Feaster	2016-18	222	1330	5.99
4.	Jackie Calvert	1948-50	194	1149	5.92
5.	C.J. Spiller	2006-09	606	3547	5.85
6.	Terrence Flagler	1983-86	379	2162	5.70
7.	Ray Mathews	1947-50	331	1886	5.70
8.	Ronald Williams	1990-92	326	1824	5.60
9.	Andre Ellington	2009-12	621	3436	5.53
10.	Doug Cline	1957-59	209	1117	5.34
11.	Roderick McDowell	2010-13	318	1699	5.34
12.	Buck George	1951-54	240	1280	5.33
13.	Terry Allen	1987-89	523	2778	5.31
14.	Hal Davis	1962-64	194	1024	5.28

Note: Minimum 1,000 yards.

### RUSHING TOUCHDOWNS

Rk	Player	Years	Car.	Yards	TD
1.	Travis Etienne	2017-20	686	4952	70
2.	James Davis	2005-08	753	3881	47
3.	Travis Zachery	1998-01	691	3058	41
4.	Wayne Gallman	2014-16	676	3429	34
5.	Andre Ellington	2009-12	621	3436	33
6.	C.J. Spiller	2006-09	606	3547	32
7.	Lester Brown	1976-79	505	2228	31
	Will Shipley	2021-23	526	2747	31
9.	Fred Cone	1948-50	466	2172	29
10.	Terry Allen	1987-89	523	2778	28

## PASSING

### PASSING YARDS

Rk	Player	Years	Att.	Co.	Pct.	Yards
1.	Tajh Boyd	2010-13	1402	901	64.3	11,904
2.	Deshawn Watson	2014-16	1207	814	67.4	10,163
3.	Trevor Lawrence	2018-20	1138	758	66.6	10,098
4.	Charlie Whitehurst	2002-05	1368	817	59.7	9665
5.	Woodrow Dantzler	1998-01	796	460	57.8	6037
6.	Cullen Harper	2005-08	815	518	63.6	5762
7.	Nealon Greene	1994-97	805	458	56.9	5719
8.	DJ Uiagalelei	2020-22	861	515	59.8	5681
9.	Kyle Parker	2009,10	710	401	56.5	4739
10.	Rodney Williams	1985-88	717	333	46.4	4647
11.	Steve Fuller	1975-78	554	287	51.8	4359
12.	Tommy Kendrick	1969-71	644	303	47.0	3893
13.	Homer Jordan	1979-82	479	250	52.2	3643
14.	Cade Klubnik	2022,23	554	351	63.4	3541
15.	Brandon Streeter	1996-99	519	294	56.6	3504

### PASSING ATTEMPTS

Rk	Player	Years	Co.	Yards	Att.
1.	Tajh Boyd	2010-13	901	11,904	1402
2.	Charlie Whitehurst	2002-05	817	9665	1368
3.	Deshawn Watson	2014-16	814	10,163	1207
4.	Trevor Lawrence	2018-20	758	10,098	1138
5.	DJ Uiagalelei	2020-22	515	5681	861
6.	Cullen Harper	2005-08	518	5762	815
7.	Nealon Greene	1994-97	458	5719	805
8.	Woodrow Dantzler	1998-01	460	6037	796
9.	Rodney Williams	1985-88	333	4647	717
10.	Kyle Parker	2009,10	401	4739	710
11.	Tommy Kendrick	1969-71	303	3893	644
12.	Steve Fuller	1975-78	287	4359	554
	Cade Klubnik	2022,23	351	3541	554
14.	Brandon Streeter	1996-99	294	3504	519
15.	Homer Jordan	1979-82	250	3643	479

### COMPLETIONS

Rk	Player	Years	Att.	Yards	Co.
1.	Tajh Boyd	2010-13	1402	11,904	901
2.	Charlie Whitehurst	2002-05	1368	9665	817
3.	Deshawn Watson	2014-16	1207	10,163	814
4.	Trevor Lawrence	2018-20	1138	10,098	758
5.	Cullen Harper	2005-08	815	5762	518
6.	DJ Uiagalelei	2020-22	861	5681	515
7.	Woodrow Dantzler	1998-01	796	6037	460
8.	Nealon Greene	1994-97	805	5719	458
9.	Kyle Parker	2009,10	710	4739	401
10.	Cade Klubnik	2022,23	554	3541	351
11.	Rodney Williams	1985-88	717	4647	333
12.	Kelly Bryant	2015-18	470	3338	311
13.	Tommy Kendrick	1969-71	644	3893	303
14.	Brandon Streeter	1996-99	519	3504	294
15.	Steve Fuller	1975-78	554	4359	287

### COMPLETION PERCENTAGE

Rk	Player	Years	Co.-Att.	Pct.
1.	Deshawn Watson	2014-16	814-1207	67.4
2.	Trevor Lawrence	2018-20	758-1138	66.6
3.	Kelly Bryant	2015-18	311-470	66.2
4.	Cole Stoudt	2011-14	277-421	65.8
5.	Tajh Boyd	2010-13	901-1402	64.3
6.	Cullen Harper	2005-08	518-815	63.6
7.	Cade Klubnik	2022,23	351-554	63.4
8.	DJ Uiagalelei	2020-22	515-861	59.8
9.	Charlie Whitehurst	2002-05	817-1368	59.7
10.	Will Proctor	2003-06	201-338	59.5

11.	Woodrow Dantzler	1998-01	460-796	57.8
12.	Nealon Greene	1994-97	458-805	56.9
13.	Chris Morocco	1986-89	89-157	56.7
14.	Brandon Streeter	1996-99	294-519	56.6
15.	Kyle Parker	2009,10	401-710	56.5

Note: Minimum 150 passing attempts.

### PASSING YARDS PER ATTEMPT

Rk	Player	Years	Att.	Yards	Y/Att.
1.	Trevor Lawrence	2018-20	1138	10,098	8.87
2.	Bobby Gage	1945-48	278	2448	8.81
3.	Jackie Calvert	1948-50	101	885	8.76
4.	Tajh Boyd	2010-13	1402	11,904	8.49
5.	Deshawn Watson	2014-16	1207	10,163	8.42
6.	Chris Morocco	1986-89	157	1238	7.89
7.	Steve Fuller	1975-78	554	4359	7.87
8.	Will Proctor	2003-06	338	2634	7.79
9.	Homer Jordan	1979-82	479	3643	7.61
10.	Mark Fellers	1972-74	124	943	7.60
11.	Woodrow Dantzler	1998-01	796	6037	7.58
12.	Chase Brice	2018,19	136	1023	7.52
13.	Mike Eppley	1980-84	449	3354	7.47
14.	Harvey White	1957-59	289	2103	7.28
15.	Nealon Greene	1994-97	805	5719	7.10

Note: Minimum 100 passing attempts.

### PASSING TOUCHDOWNS

Rk	Player	Years	Att.	Int.	TD
1.	Tajh Boyd	2010-13	1402	39	107
2.	Deshawn Watson	2014-16	1207	32	90
	Trevor Lawrence	2018-20	1138	17	90
4.	Charlie Whitehurst	2002-05	1368	46	49
5.	Cullen Harper	2005-08	815	20	42
6.	Woodrow Dantzler	1998-01	796	24	41
7.	DJ Uiagalelei	2020-22	861	17	36
8.	Nealon Greene	1994-97	805	26	35
9.	Kyle Parker	2009,10	710	23	32
10.	Mike Eppley	1980-84	449	26	28
11.	Bobby Gage	1945-48	278	27	24
	Tommy Kendrick	1969-71	644	42	24
13.	Steve Fuller	1975-78	554	21	22
14.	Cade Klubnik	2022,23	513	11	21
15.	Will Proctor	2003-06	338	11	19

### INTERCEPTION AVOIDANCE

Rk	Player	Years	Int.-Att.	Pct.
1.	Trevor Lawrence	2018-20	17-1138	1.49
2.	DJ Uiagalelei	2020-22	17-861	1.97
3.	Kelly Bryant	2015-18	10-470	2.13
4.	Cade Klubnik	2022,23	12-554	2.17
5.	Cullen Harper	2005-08	20-815	2.45
6.	Chris Morocco	1986-89	4-157	2.55
7.	Cole Stoudt	2011-14	11-421	2.61
8.	Deshawn Watson	2014-16	32-1207	2.65
9.	Patrick Sapp	1992-95	10-365	2.74
10.	Tajh Boyd	2010-13	39-1402	2.78
11.	Chase Brice	2018,19	4-136	2.94
12.	Woodrow Dantzler	1998-01	24-796	3.02
13.	DeChane Cameron	1988-91	15-470	3.19
14.	Nealon Greene	1994-97	26-805	3.22
15.	Kyle Parker	2009,10	23-710	3.24

Note: Minimum 100 passing attempts.

## PASSING EFFICIENCY

Rk	Player	Years	Att.	Co.	Pct.	Int.	Int. Pct.	Yards	Yards/Att.	TD	TD Pct.	Eff.
1.	Trevor Lawrence	2018-20	1138	758	66.6	17	1.49	10,098	8.87	90	7.91	164.3
2.	Deshawn Watson	2014-16	1207	814	67.4	32	2.65	10,163	8.42	90	7.46	157.5
3.	Tajh Boyd	2010-13	1402	901	64.3	39	2.78	11,904	8.49	107	7.63	155.2
4.	Chase Brice	2018,19	136	82	60.3	4	2.94	1023	7.52	9	6.62	139.4
5.	Will Proctor	2003-06	338	201	59.5	11	3.25	2634	7.79	19	5.62	137.0
6.	Cullen Harper	2005-08	815	518	63.6	20	2.45	5762	7.07	42	5.15	135.0
7.	Kelly Bryant	2015-18	470	311	66.2	10	2.13	3338	7.10	16	3.40	132.8
8.	Woodrow Dantzler	1998-01	796	460	57.8	24	3.02	6037	7.58	41	5.15	132.5
9.	Mark Fellers	1972-74	124	58	46.8	7	5.64	943	7.60	12	9.68	131.3
10.	Chris Morocco	1986-89	157	89	56.7	4	2.55	1238	7.89	6	3.82	130.4
11.	Mike Eppley	1980-84	449	252	56.1	26	5.79	3354	7.47	28	6.23	127.9
12.	Bobby Gage	1945-48	278	123	44.2	27	9.71	2448	8.81	24	8.63	127.3
13.	Cole Stoudt	2011-14	421	277	65.8	11	2.61	2634	6.26	17	4.04	126.5
14.	Cade Klubnik	2022,23	554	351	63.4	12	2.17	3541	6.39	21	3.79	125.2
15.	DJ Uiagalelei	2020-22	861	515	59.8	17	1.97	5681	6.60	36	4.18	125.1



# CAREER LEADERS

## RECEIVING

### RECEPTIONS

Rk	Player, Pos.	Years	Yards	Avg.	TD	Rec.
1.	Artavis Scott, WR	2014-16	2480	10.1	19	245
2.	Sammy Watkins, WR	2011-13	3391	14.1	27	240
3.	Aaron Kelly, WR	2005-08	2733	11.8	20	232
4.	DeAndre Hopkins, WR	2010-12	3020	14.7	27	206
5.	Hunter Renfrow, WR	2015-18	2133	11.5	15	186
6.	Amari Rodgers, WR	2017-20	2144	11.8	15	181
7.	Mike Williams, WR	2013-16	2727	15.4	21	177
8.	Derrick Hamilton, WR	2001-03	2312	13.8	16	167
9.	Rod Gardner, WR	1997-00	2498	15.0	13	166
10.	Terry Smith, WR	1990-93	2681	16.5	15	162
11.	Justyn Ross, WR	2018,19,21	2379	15.1	20	158
12.	Perry Tuttle, WR	1978-81	2534	16.9	17	150
13.	Jacoby Ford, WR	2006-09	1986	13.9	16	143
14.	Kevin Youngblood, WR	2000-03	1713	12.1	6	142
15.	Chansi Stuckey, WR	2003-06	1760	12.5	7	141

### RECEIVING YARDS

Rk	Player, Pos.	Years	Rec.	Yards
1.	Sammy Watkins, WR	2011-13	240	3391
2.	DeAndre Hopkins, WR	2010-12	206	3020
3.	Aaron Kelly, WR	2005-08	232	2733
4.	Mike Williams, WR	2013-16	177	2727
5.	Terry Smith, WR	1990-93	162	2681
6.	Perry Tuttle, WR	1978-81	150	2534
7.	Rod Gardner, WR	1997-00	166	2498
8.	Artavis Scott, WR	2014-16	245	2480
9.	Tee Higgins, WR	2017-19	135	2448
10.	Justyn Ross, WR	2018,19,21	158	2379
11.	Derrick Hamilton, WR	2001-03	167	2312
12.	Jerry Butler, WR	1975-78	139	2223
13.	Amari Rodgers, WR	2017-20	181	2144
14.	Hunter Renfrow, WR	2015-18	186	2133
15.	Deon Cain, WR	2015-17	130	2040

### YARDS PER RECEPTION

Rk	Player, Pos.	Years	Rec.	Yards	Y/Rec.
1.	Martavis Bryant, WR	2011-13	61	1354	22.2
2.	Joe Blalock, TE	1939-41	38	773	20.3
3.	Gary Cooper, FLK	1985-89	79	1592	20.2
4.	Gary Barnes, E	1959-61	39	719	18.4
5.	Tee Higgins, WR	2017-19	135	2448	18.1
6.	Frank Magwood, WR	1979-82	51	920	18.0
7.	Glenn Smith, E	1949-51	88	1576	17.9
8.	Eddis Freeman, E	1943-46	37	655	17.7
9.	Dwight Clark, WR	1975-78	33	571	17.3
10.	Bill Mathis, TB	1957-59	35	602	17.2

Note: Minimum 30 receptions.

### RECEIVING TOUCHDOWNS

Rk	Player, Pos.	Years	TD
1.	DeAndre Hopkins, WR	2010-12	27
	Sammy Watkins, WR	2011-13	27
	Tee Higgins, WR	2017-19	27
4.	Mike Williams, WR	2013-16	21
5.	Aaron Kelly, WR	2005-08	20
	Deon Cain, WR	2015-17	20
	Justyn Ross, WR	2018,19,21	20
8.	Artavis Scott, WR	2014-16	19
9.	Glenn Smith, E	1949-51	18
	Jordan Leggett, TE	2013-16	18

## MISCELLANEOUS

### TOTAL OFFENSE YARDS

Rk	Player	Years	Plays	Rush	Pass	Total
1.	Tajh Boyd	2010-13	1907	1165	11,904	13,069
2.	Dashaun Watson	2014-16	1643	1931	10,163	12,094
3.	Trevor Lawrence	2018-20	1369	943	10,098	11,041
4.	Charlie Whitehurst	2002-05	1634	98	9665	9763
5.	Woodrow Dantzler	1998-01	1587	2761	6037	8798
6.	Nealon Greene	1994-97	1158	1067	5719	6786
7.	DJ Uiagalelei	2020-22	1136	913	5681	6594
8.	Steve Fuller	1975-78	1089	1737	4359	6096
9.	Cullen Harper	2005-08	946	-213	5762	5549
10.	Rodney Williams	1985-88	1024	863	4647	5510
11.	Travis Etienne	2017-20	687	4952	23	4975
12.	Kyle Parker	2009,10	818	163	4739	4902
13.	Homer Jordan	1979-82	859	971	3643	4614
14.	Kelly Bryant	2015-18	727	973	3338	4311
15.	DeChane Cameron	1988-91	765	926	3300	4226

## SCORING

Rk	Player, Pos.	Years	TD	PAT	FG	TP
1.	Travis Etienne, RB	2017-20	78	---	---	468
2.	B.T. Potter, PK	2018-22	0	234-235	73-97	453
3.	Chandler Catanzaro, PK	2010-13	0	203-207	67-82	404
4.	Greg Huegel, PK	2015-18	0	217-227	54-71	379
5.	Aaron Hunt, PK	2000-03	0	164-172	55-76	329
6.	C.J. Spiller, RB	2006-09	51	*2	---	308
7.	Nelson Welch, PK	1991-94	0	85-92	72-102	301
8.	Travis Zachery, TB	1998-01	50	---	---	300
9.	James Davis, RB	2005-08	49	---	---	294
10.	Obed Ariri, PK	1977-80	0	99-103	63-97	288
11.	Chris Gardocki, PK	1988-90	0	72-72	63-89	261
12.	Jad Dean, PK	2003-06	0	97-103	51-68	250
13.	David Treadwell, PK	1985-87	0	92-93	47-66	233
14.	Andre Ellington, RB	2009-12	36	*2	---	218
15.	Wayne Gallman, RB	2014-16	36	---	---	216

\* - total two-point conversion points

## TOTAL TOUCHDOWNS

Rk	Player, Pos.	Rush	Rec.	PR	KOR	Total
1.	Travis Etienne, RB	70	8	0	0	78
2.	C.J. Spiller, RB	32	11	1	7	51
3.	Travis Zachery, RB	41	9	0	0	50
4.	James Davis, RB	47	2	0	0	49
5.	Andre Ellington, RB	33	2	0	1	36
	Wayne Gallman, RB	34	2	0	0	36
7.	Will Shipley, RB	31	2	0	0	33
8.	Lester Brown, RB	31	1	0	0	32
9.	Fred Cone, RB	29	2	0	0	31
10.	Sammy Watkins, WR	1	27	0	1	29

## INTERCEPTIONS

Rk	Player, Pos.	Years	Yards	Avg.	TD	Int.
1.	Terry Kinard, FS	1979-82	147	8.6	0	17
2.	Fred Knoebel, DB	1950-52	122	8.1	0	15
	DeAndre McDaniel, S	2007-10	162	10.8	1	15
4.	Michael Hamlin, S	2005-08	243	17.4	0	14
	Rashard Hall, S	2009-12	186	13.3	1	14
6.	Justin Miller, CB	2002-04	94	7.2	0	13
7.	Eddie Geathers, CB	1977-80	114	9.5	0	12
	Robert O'Neal, FS	1989-92	119	9.9	0	12
	Alex Ardley, CB	1998-00	151	12.6	1	12
	Brian Mance, CB	1999-02	73	6.1	0	12

## TOUCHDOWN RESPONSIBILITY

Rk	Player	Years	Rush	Pass	*	Tot
1.	Tajh Boyd	2010-13	26	107	0	133
2.	Dashaun Watson	2014-16	26	90	0	116
3.	Trevor Lawrence	2018-20	18	90	0	108
4.	Travis Etienne	2017-20	70	0	8	78
5.	Woodrow Dantzler	1998-01	27	41	0	68
6.	Charlie Whitehurst	2002-05	10	49	0	59
7.	C.J. Spiller	2006-09	32	1	19	52
8.	DJ Uiagalelei	2020-22	15	36	0	51
9.	Travis Zachery	1998-01	41	0	9	50
10.	James Davis	2005-08	47	0	2	49

\* - includes receiving, punt returns, kickoff returns, interception returns and fumble returns

## INTERCEPTION RETURN YARDS

Rk	Player, Pos.	Years	Int.	Avg.	Yards
1.	Rex Varn, FS	1976-79	10	27.5	275
2.	Michael Hamlin, S	2005-08	14	17.4	243
	Crezdon Butler, CB	2006-09	11	22.1	243
4.	Antwan Edwards, DB	1995-98	8	24.4	195
5.	Jonathan Meeks, S	2009-12	7	27.4	192
6.	Rashard Hall, S	2009-12	14	13.3	186
7.	K'Von Wallace, S	2016-19	5	36.0	180
8.	Don Kelley, DB	1969-71	6	29.7	178
9.	Van Smith, S	2015-17	4	41.3	165
10.	DeAndre McDaniel, S	2007-09	15	10.8	162

## STARTS

Rk	Player, Pos.	Years	Starts
1.	Will Spiers, P	2017-21	69
2.	Mitch Hyatt, OT	2015-18	57
3.	B.T. Potter, PK	2018-22	54
4.	Chandler Catanzaro, PK	2010-13	52
	Tyler Davis, DT	2019-23	52
6.	Landon Walker, OT	2008-11	49
	Dalton Freeman, C	2009-12	49
	Will Putnam, OL	2019-23	49
9.	Greg Huegel, PK	2015-18	48
10.	Eric Harmon, OG	1987-90	47
	Jim Bundren, OT	1994-97	47
	Glenn Rountree, OG	1994-97	47
	Aaron Hunt, PK	2000-03	47
	Hunter Renfrow, WR	2015-18	47



SAMMY WATKINS (#2) AND DeANDRE HOPKINS (#6) ARE FIRST AND SECOND, RESPECTIVELY, IN CLEMSON HISTORY IN CAREER RECEIVING YARDS.

# CAREER LEADERS

## STARTS BY POSITION

### OFFENSE

OT:	57 by Mitch Hyatt, 2015-18
OG:	47 by Eric Harmon, 1987-90; Glenn Rountree, 1994-97
C:	49 by Dalton Freeman, 2009-12
TE:	38 by Jordan Leggett, 2013-16
WR:	47 by Hunter Renfrow, 2015-18
QB:	44 by Rodney Williams, 1985-88
RB:	43 by James Davis, 2005-08
PK:	54 by B.T. Potter, 2018-22

### DEFENSE

DE/OLB:	44 by Clelin Ferrell, 2016-18
DT:	52 by Tyler Davis, 2019-23
ILB:	42 by Bubba Brown, 1976-79
CB:	44 by Chris Chancellor, 2006-09
S:	43 by Michael Hamlin, 2005-08
P:	69 by Will Spiers, 2017-21

## GAMES

Rk	Player, Pos.	Years	Games
1.	James Skalski, LB	2016-21	69
	Will Spiers, P	2017-21	69
	Will Swinney, WR	2017-21	69
	B.T. Potter, PK	2018-22	69
5.	Nolan Turner, S	2017-21	65
6.	Justin Mascoll, DE	2018-23	64
7.	Xavier Thomas, DE	2018-23	61
8.	Jalyn Phillips, S	2019-23	60
	Will Putnam, OL	2019-23	60
10.	Cannon Smith, TE	2015-18	59
	Christian Wilkins, DT	2015-18	59
	Tanner Muse, S	2016-19	59
	K'Von Wallace, S	2016-19	59

## SNAPS

Rk	Player, Pos.	Years	Snaps
1.	Mitch Hyatt, OT	2015-18	3754
2.	Will Putnam, OL	2019-23	3564
3.	Dalton Freeman, C	2009-12	3361
4.	Landon Walker, OT	2008-11	3131
5.	Kyle Young, C	1998-01	3097
6.	Glenn Rountree, OG	1994-97	3048
7.	Tajh Boyd, QB	2010-13	2963
8.	Jordan McFadden, OT	2018-22	2960
9.	Charlie Whitehurst, QB	2002-05	2875
10.	Eric Harmon, OG	1987-90	2870

Note: Does not include special-teams snaps.

## SPECIAL TEAMS

### PUNT RETURN YARDS

Rk	Player	Years	PR	Avg.	TD	Yards
1.	Shad Bryant	1937-39	65	12.0	1	779
2.	Donnell Woolford	1985-88	78	9.6	2	754
3.	James Lott	1986-89	71	9.6	0	683
4.	Don Kelley	1969-71	56	11.3	2	632
5.	Derrick Hamilton	2001-03	68	9.1	0	618
6.	Willie Jordan	1975-78	54	10.5	0	569
	C.J. Spiller	2006-09	53	10.7	1	569
8.	Billy Davis	1980-83	87	6.4	0	555
9.	Amari Rodgers	2017-20	68	7.8	1	529
10.	Ray-Ray McCloud	2015-17	50	9.7	1	485

### KICKOFF RETURN YARDS

Rk	Player	Years	KOR	Avg.	TD	Yards
1.	C.J. Spiller	2006-09	74	27.7	7	2052
2.	Derrick Hamilton	2001-03	58	26.8	2	1552
3.	Justin Miller	2002-04	50	30.7	3	1534
4.	Andre Humphrey	1992-95	68	21.9	0	1486
5.	Sammy Watkins	2011-13	60	22.9	1	1376
6.	Ray Williams	1983-86	66	20.5	0	1350
7.	Jacoby Ford	2006-09	47	23.9	1	1124
8.	Terrence Roulhac	1983-86	42	26.4	0	1108
9.	Artavis Scott	2014-16	39	23.7	0	925
10.	Will Shipley	2021-23	34	26.6	0	904

### PUNTING AVERAGE

Rk	Player	Years	Punts	Yards	Avg.
1.	Chris Gardocki	1988-90	151	6566	43.5
2.	Dale Hatcher	1981-84	191	8191	43.0
3.	Aidan Swanson	2019-23	131	5589	42.7
4.	Banks McFadden	1937-39	94	3967	42.2
5.	Jimmy Maners	2006-08	105	4381	41.7
6.	Will Spiers	2017-21	292	12,095	41.4
7.	David Sims	1977-80	197	8126	41.2
8.	Dawson Zimmerman	2008-11	192	7895	41.1
9.	Bradley Pinion	2012-14	140	5754	41.1

**B.T. POTTER MADE A  
TIGER-RECORD 73 FIELD  
GOALS FROM 2018-22.**



10. Mitch Tyner	1973,74	127	5201	41.0
-----------------	---------	-----	------	------

Note: Minimum 50 punts.

### FIELD GOALS MADE

Rk	Player	Years	FG
1.	B.T. Potter	2018-22	73
2.	Nelson Welch	1991-94	72
3.	Chandler Catanzaro	2010-13	67
4.	Obed Ariri	1977-80	63
	Chris Gardocki	1988-90	63
6.	Aaron Hunt	2000-03	55
7.	Greg Huegel	2015-18	54
8.	Jad Dean	2003-06	51
9.	David Treadwell	1985-87	47
10.	Mark Buchholz	2007,08	37

### EXTRA POINTS MADE

Rk	Player	Years	PAT
1.	B.T. Potter	2018-22	234
2.	Greg Huegel	2015-18	217
3.	Chandler Catanzaro	2010-13	203

4. Aaron Hunt	2000-03	164
5. Bob Paulling	1979-83	107
6. Obed Ariri	1977-80	99
7. Jad Dean	2003-06	97
8. David Treadwell	1985-87	92
9. Mark Buchholz	2007,08	88
10. Nelson Welch	1991-94	85

### KICK SCORING

Rk	Player	Years	Points
1.	B.T. Potter	2018-22	453
2.	Chandler Catanzaro	2010-13	404
3.	Greg Huegel	2015-18	379
4.	Aaron Hunt	2000-03	329
5.	Nelson Welch	1991-94	301
6.	Obed Ariri	1977-80	288
7.	Chris Gardocki	1988-90	261
8.	Jad Dean	2003-06	250
9.	David Treadwell	1985-87	233
10.	Bob Paulling	1979-83	209

## ALL-PURPOSE YARDS

Rk	Player, Pos.	Years	Rush	Rec.	PR	KOR	Total
1.	C.J. Spiller, RB	2006-09	3547	1420	569	2052	7588
2.	Travis Etienne, RB	2017-20	4952	1155	44	706	*6894
3.	Sammy Watkins, WR	2011-13	339	3391	23	1376	5129
4.	Derrick Hamilton, WR	2001-03	358	2312	618	1552	4839
5.	Andre Ellington, RB	2009-12	3436	505	3	642	4586
6.	Travis Zachery, TB	1998-01	3058	1057	276	---	4391
7.	James Davis, RB	2005-08	3881	441	---	13	4335
8.	Raymond Priestler, RB	1994-97	3966	316	---	---	4282
9.	Will Shipley, RB	2021-23	2747	602	---	904	4253
10.	Jacoby Ford, WR	2006-09	494	1986	479	1124	4083

\* - includes 37 yards on a missed field-goal return



# CLEMSON RING OF HONOR MEMBERS

The Clemson Ring of Honor is the highest honor a Tiger student-athlete can receive. A recipient must first be a member of the Clemson Hall of Fame, earn at least an undergraduate degree and make a significant contribution to the heritage of Tiger athletics. Nine members of the football program and one football team are in the Ring of Honor, while C.J. Spiller will be inducted in 2024.

## FOOTBALL RING OF HONOR MEMBERS

### 1981 FOOTBALL TEAM

The 1981 football team was inducted into the Clemson Ring of Honor during the fall of 2006 in conjunction with the team's 25-year anniversary celebration of winning the national title. Every player, coach, manager and administrator associated with that team is considered in the Ring of Honor within the team concept. The Tigers had a perfect 12-0 record that season, as they defeated Nebraska by a score of 22-15 in the 1982 Orange Bowl to claim the National Championship. For more information on Clemson's 1981 squad, see page 8.

### JERRY BUTLER

Jerry Butler joined teammate Steve Fuller in the Clemson Ring of Honor in 1999. The two-time All-ACC player was a first-team All-American in 1978 when he and Fuller led Clemson to a No. 6 national ranking and an 11-1 record. He had at least one reception in 36 consecutive games. In 1979, Butler was the No. 5 overall NFL draft pick by Buffalo, where he played at a Pro Bowl level for seven seasons.

### FRED CONE

Fred Cone, who was inducted into the Ring of Honor in 1997, was the first player in Clemson history to rush for 2,000 yards in a career. Cone played for the Tigers from 1948-50. He is eighth on the Clemson career list for rushing touchdowns (30). Cone was a starter on two undefeated Clemson teams (1948,50), one of only two players in school history to accomplish that feat.

### JEFF DAVIS

Jeff Davis, captain of the 1981 national title team, joined the Ring of Honor in 1995. He was a first-team All-American in 1981 when he led the team in tackles

(175). Davis was also named ACC MVP and defensive MVP of the Orange Bowl win over Nebraska, the game that clinched the national championship for the Tigers. He was also inducted into the College Football Hall of Fame in December 2007.

### DANNY FORD

Danny Ford coached Clemson to the 1981 national title at the age of 33, still the youngest coach to win one. Ford won five ACC titles and six bowl games in his 11 years as the head coach. He had a 26-10-1 record against coaches in the College Football Hall of Fame, including wins over Joe Paterno, Barry Switzer, Woody Hayes, Vince Dooley, Steve Spurrier and Tom Osborne. He finished his Tiger career with a 96-29-4 record and his 76.0 winning percentage is still among the best in ACC history. Ford was inducted into the Clemson Ring of Honor at the season-opening Georgia game of 2013 and was inducted into the College Football Hall of Fame in December 2017.

### STEVE FULLER

Steve Fuller was a charter member of the Ring of Honor in 1994. He is one of three football players in Clemson history to be chosen as an All-American on the field and in the classroom in the same year. Fuller was a two-time, first-team Academic All-American and a third-team All-American in 1978. He was the first Tiger to be

named ACC Player-of-the-Year twice and was an NCAA Top Five Award winner in 1979, the only Tiger athlete to win the award.

### FRANK HOWARD

Frank Howard was a charter member of the Ring of Honor in 1994. As head coach from 1940-69, he led Clemson to eight league championships, six bowl games and six top-25 seasons. Howard, who totaled 165 victories, was inducted into the College Football Hall of Fame in 1989.

### TERRY KINARD

Terry Kinard (1979-82) was inducted into the Clemson Ring of Honor in 2001, the same year he was inducted into the College Football Hall of Fame. The safety from Sumter, S.C. was named national defensive player-of-the-year by CBS Sports during his senior season in 1982. Kinard was named to the All-Decade of the 1980's College Football team by USA Today and to the All-Century team by Sports Illustrated in 2000.

### LEVON KIRKLAND

Levon Kirkland was a two-time All-American and three-time, First-Team All-ACC selection as an outside linebacker for the Tigers between 1988-91. He was a second-team All-American and a finalist for the Butkus Award on the 1990 team, which led the nation in total defense. He was also a first-team All-American in 1991. Kirkland was a second-round draft pick of the Pittsburgh Steelers and went on to an 11-year All-Pro career. He returned after his playing career to earn his Clemson degree and was inducted into the Clemson Ring of Honor in 2019.

### BANKS McFADDEN

Banks McFadden was one of three charter members of the Clemson Ring of Honor in 1994. He was named the nation's most versatile athlete in 1939 when he was an All-American in football and basketball in the same calendar year, the only Tiger to accomplish that feat. He led the Tigers to their first bowl bid, a 6-3 victory over Boston College in the 1940 Cotton Bowl, and to the Southern Conference basketball title. He was the No. 4 overall pick of the 1940 NFL draft, tied for the highest in school history.



# CLEMSON HALL OF FAME MEMBERS

Member	Years(s)	Inducted	Member	Years(s)	Inducted	Member	Years(s)	Inducted	Member	Years(s)	Inducted
Gaines Adams	2003-06	2012	Doug Cline	1957-59	1991	Billy Hair	1950-52	1983	Gene Moore	1946-49	1993
Keith Adams	1998-00	2011	Josh Cody*	1927-30	2017	Reuben Hamilton	1896	1981	Jess Neely*	1931-39	1979
Jimmy Addison	1965-67	1994	Fred Cone^	1948-50	1973	John Heisman*	1900-03	1981	Rock Norman*	1941-46	1974
Dwayne Allen	2009-11	2022	Lou Cordileone	1957-59	2016	Dick Hendley	1946,48-51	1984	Harold Olson	1957-59	2010
Ben Anderson	1970-72	1997	Walter Cox*	1935-51	1984	Tye Hill	2002-05	2017	Harry Olszewski	1965-67	1980
Obed Ariri	1976-80	1998	Bennie Cunningham	1973-75	1984	Frank Howard*^	1931-74	1973	James "Suzie" Owens	1919-21	1980
Boo Armstrong	1918-20	1978	Woodrow Dantzler	1998-01	2007	Bob Hudson	1947-51	1980	<b>Kyle Parker</b>	<b>2008-10</b>	<b>2023</b>
Stumpy Banks	1915-19	1975	James Davis	2005-08	2019	Bill Hudson	1954-56	1984	Bob Paulling	1979-83	1994
Gary Barnes	1959-61	2002	Jeff Davis	1978-81	1989	Ralph Jenkins	1943-46	1995	Michael Dean Perry	1984-87	2000
Tom Barton	1949-52	1987	Brian Dawkins	1992-95	2009	Bob Jones	1927-30	1974	William Perry	1981-84	2002
Joe Net Berry	1934-36	1981	Bill Dillard	1932-34	1991	Homer Jordan	1979-82	1993	John Phillips	1984-87	1999
Joe Blalock^	1939-41	1973	Mike Epley	1980-84	1990	Whitey Jordan*	1955,58,59,72,93	2003	O.K. Pressley	1926-28	1978
Rob Bodine	1989-91	2009	Terrence Flagler	1982-86	2013	Steve Kenney	1975-78	2006	<b>Raymond Priester</b>	<b>1994-97</b>	<b>2023</b>
Jeff Bostic	1977-79	1997	Jeb Flesch	1988-91	2016	Terry Kinard	1979-82	1992	Phil Prince	1944-48	1995
Joe Bostic	1975-78	1996	Mac Folger	1934-36	1975	Don King	1952-55	1992	Dewey Quinn	1943-46	1994
Da'Quan Bowers	2008-10	2022	Danny Ford*	1979-89	1999	Levon Kirkland	1988-91	2001	Jim Riggs	1983-86	2014
Bubba Brown	1976-79	1999	Jacoby Ford	2006-09	2022	Fred Knoebel	1950-52	1996	Phil Rogers	1965-67	1989
Lester Brown	1976-79	2007	Eddis Freeman	1943-46	1998	Bull Lightsey	1922,24,25	1976	Wallace Roy	1923-26	1977
Thomas Brown	1933-37	1987	George Fritts	1939-42	1977	Stacy Long	1986,88-90	2004	Smiley Sanders	1971-74	2003
Jeff Bryant	1978-81	1996	Steve Fuller	1975-78	1985	Wayne Mass	1965-67	1993	William Schilleter	1911-14	1973
Shad Bryant	1937-39	1979	Bobby Gage	1945-48	1976	Bill Mathis	1957-59	1979	Randy Scott	1975-78	2004
Brenton Buckner	1990-93	2013	Rod Gardner	1997-00	2016	Ray Mathews	1947-50	1978	Stacy Seegars	1990-93	2012
Jim Bundren	1994-97	2018	Chris Gardocki	1988-90	2001	John Maxwell	1902-04	1974	Bob Sharpe	1938-40	1982
Charlie Bussey	1954-56	1988	Dreher Gaskin	1950-53	1994	<b>DeAndre McDaniel</b>	<b>2007-10</b>	<b>2023</b>	Anthony Simmons	1995-97	2008
Jerry Butler	1975-78	1986	Mutt Gee	1914-17	1975	Ed McDaniel	1988-91	2015	Bob Smith*	1950-69	1988
Jackie Calvert	1948-51	1977	Frank Gillespie	1943,46-49	1977	Bill McLellan	1952,53,66-85	1993	Glenn Smith	1949-51	1982
Dwight Clark	1975-78	1988	Buddy Gore	1965-67	1986	Banks McFadden^	1937-40	1973	Bill Spiers	1985-87	1998
			John Grdijan	1955-57	1983	Goat McMillan*	1928,29,37-64	1985	C.J. Spiller	2006-09	2020

# HONORS & AWARDS

## ABC NEWS PERSON-OF-THE-WEEK

2006 - Ray Ray McElrathbey, CB

## ACADEMIC ALL-AMERICANS

1956 - Charlie Bussey, QB (1)  
1957 - Harvey White, QB (2)  
1959 - Lou Cordileone, OT/DT (1)  
1970 - Don Kelley, DB (3); Jim Sursavage, LB (3)  
1971 - Ben Anderson, DB (2); Don Kelley, WR (2)  
1977 - Steve Fuller, QB (2)  
1978 - Steve Fuller, QB (1)  
1984 - Mike Eppley, QB (4)  
1991 - Bruce Bratton\*, OT (1)  
1994 - Ed Glenn\*, TE (1)  
1995 - Andye McCrorey\*, LB (1)  
1999 - Kyle Young, C (1); Chad Carson, LB (2)  
2000 - Chad Carson, LB (1); Kyle Young, C (1)  
2001 - Chad Carson, LB (1); Kyle Young, C (1)  
2012 - Dalton Freeman, C (2)  
2022 - Will Shipley, RB (2)  
2023 - Will Shipley, RB (1)

\* - College Football Association; Note: CoSIDA/CSC unless otherwise noted.

## ACC 50-YEAR ANNIVERSARY TEAM

Joe Bostic, OT; Jerry Butler, WR; Bennie Cunningham, TE; Jeff Davis, LB; Steve Fuller, QB; Terry Kinard, FS; Michael Dean Perry, DT; William Perry, MG; Anthony Simmons, LB

## ACC CHAMPIONSHIP GAME MVP

2009 - C.J. Spiller, RB  
2011 - Tajh Boyd, QB  
2015 - Deshaun Watson, QB  
2016 - Deshaun Watson, QB  
2017 - Kelly Bryant, QB  
2018 - Travis Etienne, RB  
2019 - Tee Higgins, WR  
2020 - Trevor Lawrence, QB  
2022 - Cade Klubnik, QB

## ACC COACH-OF-THE-YEAR

Presented annually by the Atlantic Coast Sports Media Association to the outstanding coach in the conference for that season.

1958 - Frank Howard  
1966 - Frank Howard  
1974 - Red Parker  
1977 - Charley Pell  
1978 - Charley Pell  
1981 - Danny Ford  
1983 - Danny Ford (UPI)  
1999 - Tommy Bowden  
2003 - Tommy Bowden  
2009 - Dabo Swinney (Sporting News)  
2015 - Dabo Swinney  
2018 - Dabo Swinney

## ACC DEFENSIVE PLAYER-OF-THE-YEAR

1999 - Keith Adams, LB  
2004 - Leroy Hill, LB  
2006 - Gaines Adams, DE  
2010 - Da'Quan Bowers, DE  
2014 - Vic Beasley, DE  
2016 - Ben Boulware, LB (coaches)  
2018 - Clelin Ferrell, DE  
2019 - Isaiah Simmons, LB

## ACC DEFENSIVE ROOKIE-OF-THE-YEAR

2016 - Dexter Lawrence, DT  
2020 - Bryan Bresee, DT  
2021 - Andrew Mukuba, S

## ACC OFFENSIVE PLAYER-OF-THE-YEAR

2009 - C.J. Spiller, RB  
2012 - Tajh Boyd, QB  
2015 - Deshaun Watson, QB  
2018 - Travis Etienne, RB  
2019 - Travis Etienne, RB  
2020 - Trevor Lawrence, QB

## ACC PLAYER-OF-THE-YEAR

Presented annually by the Atlantic Coast Sports Writers Association to the outstanding player in the conference for that season.

1967 - Buddy Gore, TB  
1977 - Steve Fuller, QB  
1978 - Steve Fuller, QB  
1981 - Jeff Davis, LB



DAVID RICHARDSON EARNED ACC SPECIALIST-OF-THE-WEEK HONORS THREE TIMES IN 1997.

1984 - William Perry, MG  
1987 - Michael Dean Perry, DT  
2009 - C.J. Spiller, RB  
2012 - Tajh Boyd, QB  
2015 - Deshaun Watson, QB  
2018 - Travis Etienne, RB  
2019 - Travis Etienne, RB  
2020 - Trevor Lawrence, QB

## ACC ROOKIE-OF-THE-YEAR

Presented by the Atlantic Coast Sportswriters Association to the outstanding first-year player in the conference that season.

1979 - Chuck McSwain, TB  
1987 - Terry Allen, TB  
1990 - Ronald Williams, TB  
1995 - Anthony Simmons, LB  
2005 - James Davis, RB  
2011 - Sammy Watkins, WR  
2018 - Trevor Lawrence, QB

## ACC SENIOR SCHOLASTIC AWARD

1995 - Ed Glenn, TE  
2001 - Kyle Young, C  
2002 - Chad Carson, LB  
2003 - Jeff Scott, WR  
2009 - Jimmy Maners, P  
2011 - Caleb Simmons, OL

## AFCA COACH-OF-THE-YEAR

2015 - Dabo Swinney

## AFCA ASSISTANT COACH-OF-THE-YEAR

2013 - Chad Morris, Offensive Coordinator  
2016 - Dan Brooks, Defensive Tackles

## AFCA GOOD WORKS TEAM

Presented to 22 college players and one head coach from across the country who are standouts on the field and community service.

1999 - Robert Carswell, FS  
2000 - Nick Eason, DT

2009 - Xavier Dye, WR  
2016 - Deshaun Watson, QB  
2018 - Sean Pollard, OL  
2019 - Dabo Swinney, HC  
2020 - Trevor Lawrence, QB  
2021 - Darien Rencher, RB  
2023 - Will Shipley, RB

## ALGERNON SYDNEY SULLIVAN AWARD

Presented to the Clemson student, chosen in recognition of excellence in maintaining high ideals of living, spiritual qualities and generous and disinterested service to others.

1956 - Joe Bowen, E  
1970 - Jim Sursavage, LB  
1994 - Warren Forney, DT  
2002 - Chad Carson, LB

## ALL-ACC ACADEMIC

1954 - Billy O'Dell, B  
1955 - Charlie Bussey, B  
1956 - Charlie Bussey, B  
1957 - Charlie Horne, B; Harvey White, B  
1958 - Doug Cline, B; Jim Padgett, T; Harvey White, B  
1959 - Lou Cordileone, T  
1960 - Lowndes Shingler, B  
1961 - Tommy King, E  
1962 - Oscar Thorsland, E  
1963 - Jim Parker, QB; Tracy Childers, G  
1964 - Jimmy Bell, QB; Richard Cooper, G  
1965 - Frank Pearce, K; Edgar McGee, OE; Wayne Mass, OT; Jimmy Addison, QB; Floyd Rogers, DT  
1967 - Jimmy Addison, QB  
1969 - Don Kelley, DB; Rick Medlin, FB; Jim Sursavage, OE  
1970 - Ben Anderson, DB; Don Kelley, DB; Jim Sursavage, LB  
1971 - Ben Anderson, DB; Bobby Johnson, DB; Don Kelley, OE  
1972 - Ben Anderson, DB; Karl Andreas, TE;

## ACC PLAYER-OF-THE-WEEK LEADERS

### SEASON

Rk	Player	Pos.	Year	POTW
1.	Keith Adams	LB	1999	5
2.	James Robinson	DT	1983	4
	Deshaun Watson	QB	2015	4
	Travis Etienne	RB	2019	4
	Trevor Lawrence	QB	2020	4

Note: Does not include rookie-of-the-week selections.

### CAREER

Rk	Player	Pos.	Years	POTW
1.	Tajh Boyd	QB	2010-13	9
2.	Deshaun Watson	QB	2014-16	8
3.	Keith Adams	LB	1998-00	7
	Sammy Watkins	WR	2011-13	7
	Mitch Hyatt	OT	2015-18	7
	Travis Etienne	RB	2017-20	7
	Trevor Lawrence	QB	2018-20	7

Note: Does not include rookie-of-the-week selections.

### BY POSITION

Pos.	Season	Career
OL	3, many (4), many times (5)	7, Mitch Hyatt (2015-18)
QB	4, many (2)	9, Tajh Boyd (2010-13)
RB	4, Travis Etienne (2019)	7, Travis Etienne (2017-20)
WR	3, Sammy Watkins (2011,13)	7, Sammy Watkins (2011-13)
DL	4, James Robinson (1983)	5, Vic Beasley (2011-14)
LB	5, Keith Adams (1999)	7, Keith Adams (1998-00)
DB	2, many (8)	4, Terry Kinard (1979-82)
ST	3, David Richardson (1997)	4, David Richardson (1995-98)

Note: Only includes selections at the listed position.

### ROOKIE-OF-THE-WEEK

Rk	Player	Pos.	Year	ROTW
1.	Trevor Lawrence	QB	2018	5
2.	Anthony Simmons	LB	1995	4
	Sammy Watkins	WR	2011	4
4.	Chuck McSwain	TB	1979	3
	James Davis	RB	2005	3
	C.J. Spiller	RB	2006	3
	Deshaun Watson	QB	2014	3
	Will Shipley	RB	2021	3

Bobby Johnson, DB  
1973 - Art Brisacher, OG; Jeff Stocks, DE; Karl Andreas, TE  
1974 - Maret Cobb, C; Mark Fellers, QB  
1975 - Mark Lee, DB  
1976 - Steve Fuller, QB; Jimmy Weeks, OT  
1977 - Steve Fuller, QB; Rick Weddington, FLK; Jimmy Wells, OG  
1978 - Steve Fuller, QB; Matt Smith, DE  
1981 - Tony Berryhill, C  
1983 - Mike Eppley, QB  
1984 - Mike Eppley, QB  
1985 - Bruce Bacon, WR; Scott Enzor, LB; Lance Masters, CB; Andy Newell, P; John Watson, OT  
1986 - Geoff Ciniero, DB; Ty Granger, OT; David Treadwell, PK; Todd Schonhar, QB  
1987 - Ty Granger, OT; David Treadwell, PK  
1988 - Ty Granger, OT; Mark Drag, MG; Stacy Fields, TE  
1989 - Wesley McFadden, FB; Arlington Nunn, SS; Stacy Fields, TE; Bruce Bratton, OT  
1990 - Bruce Bratton, OT; Stacy Fields, TE  
1991 - Bruce Bratton, OT  
1992 - Warren Forney, DT  
1993 - Stacy Seegars, OG  
1994 - Ed Glenn, TE; Warren Forney, DT  
1995 - Andye McCrorey, LB  
1996 - Jim Bundren, OT; Glenn Rountree, OG  
1997 - Jim Bundren, OT; Brian Wofford, WR  
1999 - Chad Carson, LB; Kyle Young, C  
2000 - Chad Carson, LB; Will Merritt, OG; Kyle Young, C; Braxton K. Williams, LB  
2001 - Chad Carson, LB; Kyle Young, C; Will Merritt, OG; Derrick Hamilton, WR; Khaleed Vaughn, DE  
2002 - William Henry, OT; Rodney Thomas, LB; Khaleed Vaughn, DE  
2003 - Tony Elliott, WR; William Henry, OT; Justin Miller, CB  
2004 - Jad Dean, PK; Tommy Sharpe, C  
2006 - Thomas Hunter, TE; Alex Pearson, FB



# HONORS & AWARDS

2007 - Thomas Austin, OL; Mark Buchholz, PK; Jimmy Maners, P; Michael Palmer, TE; Alex Pearson, FB

2008 - Thomas Austin, OL; Mark Buchholz, PK; Jimmy Maners, P; Brandon Maye, LB; C.J. Spiller, RB

2009 - Thomas Austin, OG; Mason Cloy, OG; Dalton Freeman, C; Rashard Hall, S; Brandon Maye, LB; Michael Palmer, TE; Dawson Zimmerman, P

2010 - Jaron Brown, WR; Mason Cloy, OL; Dalton Freeman, C; Rashard Hall, S; Brandon Maye, LB; Dawson Zimmerman, P

2011 - Jaron Brown, WR; Chandler Catanzaro, PK; Brandon Ford, TE/WR; Dalton Freeman, C; Dawson Zimmerman, P

2012 - Jaron Brown, WR; Chandler Catanzaro, PK; Brandon Ford, TE; Dalton Freeman, C; Tyler Shatley, OG; Gifford Timothy, OT

2013 - Ben Boulware, LB; Chandler Catanzaro, PK; Daniel Rodriguez, WR; Tyler Shatley, OG

2014 - Daniel Rodriguez, WR; Artavis Scott, WR; Deshaun Watson, QB

2015 - Ben Boulware, LB; Eric Mac Lain, OG; Christian Wilkins, DT

2016 - Ben Boulware, LB; Dexter Lawrence, DT; Deshaun Watson, QB; Christian Wilkins, DE

2017 - Travis Etienne, RB; Justin Falcinelli, C; Sean Pollard, OL; James Skalski, LB; Alex Spence, PK; Will Spiers, P; K'Von Wallace, DB; Christian Wilkins, DL

2018 - Adam Choice, RB; Justin Falcinelli, C; Kendall Joseph, LB; Trevor Lawrence, QB; Sean Pollard, OL; Amari Rodgers, WR; Christian Wilkins, DT

2019 - Justin Foster, DE; Trevor Lawrence, QB; Diondre Overton, WR; Sean Pollard, OL; James Skalski, LB; Chad Smith, LB; Will Spiers, P; K'Von Wallace, S

2020 - Matt Bockhorst, OG; Andrew Booth Jr., CB; Braden Galloway, TE; Trevor Lawrence, QB; B.T. Potter, PK; Will Putnam, OL; Baylon Spector, LB; Will Spiers, P; Will Swinney, WR

2021 - Matt Bockhorst, OL; K.J. Henry, DE; Walker Parks, OL; B.T. Potter, PK; Will Shipley, RB; Trenton Simpson, LB; James Skalski, LB; Baylon Spector, LB; Will Spiers, P; Will Swinney, WR; Nolan Turner, S; DJ Uiagalelei, QB

2022 - Davis Allen, TE; LaVonta Bentley, LB; Jake Briningstool, TE; DeMonte Capehart, DT; Barrett Carter, LB; Holden Caspersen, LS; Beaux Collins, WR; Carson Donnelly, S; Sage Ennis, TE; Philip Florenzo, LS; Malcolm Greene, CB; K.J. Henry, DE; Sheridan Jones, CB; Cade Klubnik, QB; Phil Mafah, RB; Blake Miller, OL; Kobe Pace, RB; Walker Parks, OL; Jalyln Phillips, S; B.T. Potter, PK; Luke Price, TE; Will Putnam, OL; Etinosa Reuben, DT; Will Shipley, RB; Trenton Simpson, LB; Drew Swinney, WR; DJ Uiagalelei, QB; Antonio Williams, WR; Wade Woodaz, LB

2023 - Jamal Anderson, LB; Jake Briningstool, TE; Tyler Brown, WR; DeMonte Capehart, DT; Barrett Carter, LB; Holden Caspersen, LS; Beaux Collins, WR; Tyler Davis, DT; Hampton Earle, WR; Sage Ennis, TE; Philip Florenzo, LS; Hamp Greene, WR; Ronan Hanafin, WR; Sheridan Jones, CB; Cade Klubnik, QB; Phil Mafah, RB; Caleb Nix, S; Ruke Orhoro, DT; Jalyln Phillips, S; Banks Pope, TE; Will Putnam, OL; Will Shipley, RB; Brannon Spector, WR; Aidan Swanson, P/PK; Clay Swinney, WR; Avieon Terrell, CB; Wade Woodaz, LB

## ALL-BOWL TEAM

1940 Cotton Banks McFadden, QB  
Bob Sharpe, C

1978 Gator Joe Bostic, OG

1979 Peach Jim Stuckey, DT

1981 Orange Jeff Davis, LB

1987 Citrus John Phillips, OG

1988 Citrus Jesse Hatcher, OLB

1989 Gator Levon Kirkland, OLB

1990 Hall of Fame Eric Harmon, OG  
Chris Gardocki, PK  
Brentson Buckner, DT

1993 Peach Keith Adams, LB

1999 Peach Kyle Young, C

2001 Humanitarian Chad Jasmin, RB

2003 Peach Justin Miller, CB

2012 Chick-fil-A DeAndre Hopkins, WR

2013 Orange Tajh Boyd, QB

Sammy Watkins, WR

2014 Russell Athletic Grady Jarrett, DT

2015 Orange, CFPNCG Kevin Dodd, DE

Mitch Hyatt, OT

Eric Mac Lain, OG

Deshaun Watson, QB

2016 Fiesta, CFPNCG Jay Guillermo, C

Cordrea Tankersley, CB

Carlos Watkins, DT

Deshaun Watson, QB

2018 Cotton, CFPNCG Austin Bryant, DE

Justyn Ross, WR

2019 Fiesta, CFPNCG Tremayne Anchrum, OT

Jackson Carman, OT

Travis Etienne, RB

Isaiah Simmons, LB

Mario Goodrich, CB

Barrett Carter, LB

## ALL-SOUTH

1937 - Charlie Woods, C; Don Willis, B

1938 - Gus Goins, E; Don Willis, B

1939 - George Fritts, T; Bob Sharpe, C

1939 - Banks McFadden, B

1948 - Bobby Gage, B

1950 - Wyndie Wyndham, LB; Bob Patton, T

1952 - Tom Barton, DL

## ALL-SOUTH ATLANTIC

1930 - Angus Fordham, C

1934 - Randy Hinson, B

1935 - Clarence Inabinet, G

1935 - Bob Jones, E

1936 - Mac Folger, B

## ALL-SIAA

1902 - Hope Sadler, E; John Maxwell, QB

1903 - Vet Sitton, E; Oscar Derrick, G; John Maxwell, QB; Jock Hanvey, FB

1904 - Oscar Derrick, T

1905 - Oscar Derrick, T; Fritz Furtick, HB

1913 - W. A. Schilleter, T

1917 - Mutt Gee, C

1919 - L.M. Lightsey, G; R.C. Potts, G; Stumpy Banks, B

1920 - L.M. Lightsey, G

## ALL-SOUTHERN CONFERENCE

1922 - L.M. Lightsey, T

1928 - O.K. Pressley, C

1929 - Goat McMillan, TB

1935 - Tom Brown, T; Clarence Inabinet, G

1937 - Charlie Woods, C; Bob Bailey, B

1938 - Gus Goins, E; Don Willis, B

1939 - Joe Blalock, E; George Fritts, T; Banks McFadden, B; Shad Bryant, B

1940 - Joe Blalock, E; George Fritts, T; Charlie Timmons, B

1941 - Joe Blalock, E; George Fritts, T; Charlie Timmons, B

1942 - Chip Clark, E

1944 - Ralph Jenkins, C

1945 - Ralph Jenkins, C; Bob Turner, T

1948 - Frank Gillespie, G; Bobby Gage, B

1949 - Ray Mathews, B

1950 - Glenn Smith, E; Fred Cone, B

1951 - Glenn Smith, E; Billy Hair, B

1952 - Don King, B

## ARCHIE GRIFFIN AWARD

Presented by the Columbus (Ohio) Touchdown Club to college football's Most Valuable Player.

2015 - Deshaun Watson, QB

2018 - Trevor Lawrence, QB

## ARMED FORCES MERIT AWARD

Presented by the Football Writers of America.

2014 - Daniel Rodriguez, WR

## ASSOCIATED PRESS COACH-OF-THE-YEAR

2015 - Dabo Swinney

## ATLANTA TOUCHDOWN CLUB AWARD

Given annually to the top back and lineman in the South by the Atlanta Touchdown Club.

1977 - Steve Fuller, Back

1979 - Jim Stuckey, Tackle

1981 - Jeff Davis, Linebacker

1990 - Stacy Long, Offensive Tackle

1991 - Jeb Flesch, Offensive Guard

## BANK OF AMERICA HAMILTON/MORROW AWARDS

### Most Valuable Player

1936 - Mac Folger, TB

1937 - Red Pearson, BB

1938 - Charlie Woods, C

1939 - Banks McFadden, B

1948 - Jack Miller, PK

1950 - Fred Cone, FB

1958 - Bill Thomas, C

1959 - Bill Mathis, HB

1961 - Ron Scruduto, FB

1962 - Don Chuy, T

1963 - Pat Crain, FB

1964 - Hal Davis, HB

1965 - Thomas Ray, QB

1966 - Jimmy Addison, QB

1967 - Harry Olszewski, OG

1968 - Ray Auger, TB

1969 - Ray Auger, TB

1970 - Ray Auger, TB

1971 - Larry Hefner, LB

1972 - Wade Hughes, TB

1973 - Ken Pengitore, QB

1974 - Mark Fellers, QB

1975 - Craig Brantley, FLK

1976 - Mike O'Cain, QB

1977 - Steve Fuller, QB

1978 - Steve Fuller, QB

1979 - Bubba Brown, LB; Billy Lott, QB

1980 - Obed Ariri, PK

1981 - Homer Jordan, QB

1982 - Terry Kinard, FS; Cliff Austin, TB

1983 - Kevin Mack, FB

1984 - William Perry, MG

1985 - Kenny Flowers, TB

1986 - Terrence Flagler, TB

1987 - Michael Dean Perry, DT; John Phillips, OG

1988 - Rodney Williams, QB; Donnell Woolford, CB

1989 - Chris Morocco, QB; Levon Kirkland, OLB

1990 - Chris Gardocki, PK; John Johnson, OLB

1991 - DeChane Cameron, QB; Rob Bodine, MG

1992 - Rodney Blunt, TB; Robert O'Neal, FS

1993 - Terry Smith, WR; Brentson Buckner, DT

1994 - Louis Solomon, QB; Tim Jones, LB

1995 - Raymond Priester, TB; Brian Dawkins, SS

1996 - Anthony Simmons, LB; Raymond Priester, TB

1997 - Anthony Simmons, LB; Tony Horne, WR

1998 - Chris Jones, LB; Mal Lawyer, WR

1999 - Keith Adams, LB; Rod Gardner, WR

2000 - Nick Eason, DL; Woodrow Dantzler, QB; Rod Gardner, WR

2001 - Chad Carson, LB; Woodrow Dantzler, QB

2002 - Nick Eason, DT; J.J. McKelvey, WR; Bryant McNeal, DE

2003 - Leroy Hill, LB; Charlie Whitehurst, QB

2004 - Leroy Hill, LB; Airese Currie, WR

2005 - Tye Hill, CB; Charlie Whitehurst, QB

2006 - Gaines Adams, DE; Chansi Stuckey, WR

2007 - Michael Hamlin, S; Cullen Harper, QB

2008 - Michael Hamlin, S; C.J. Spiller, RB

2009 - DeAndre McDaniel, S; C.J. Spiller, RB

2010 - Da'Quan Bowers, DE; Jamie Harper, RB

2011 - Tajh Boyd, QB; Andre Branch, DE

2012 - Tajh Boyd, QB; DeAndre Hopkins, WR; Grady Jarrett, DT; Jonathan Willard, LB

2013 - Vic Beasley, DE; Tajh Boyd, QB; Spencer Shuey, LB; Sammy Watkins, WR

2014 - Vic Beasley, DE; Kalon Davis, OL; Grady Jarrett, DT; Mike Williams, WR

2015 - Wayne Gallman, RB; Shaq Lawson, DE; Deshaun Watson, QB

2016 - Ben Boulware, LB; Jadar Johnson, S; Carlos Watkins, DT; Deshaun Watson, QB Mike Williams, WR

2017 - Kelly Bryant, QB; Ryan Carter, CB; Clelin Ferrell, DE; Mitch Hyatt, OT; Dorian O'Daniel, LB

2018 - Travis Etienne, RB; Clelin Ferrell, DE; Trevor Lawrence, QB; Christian Wilkins, DT

2019 - Travis Etienne, RB; Tee Higgins, WR; Trevor Lawrence, QB; Tanner Muse, S; Isaiah Simmons, LB

2020 - Travis Etienne, RB; Trevor Lawrence, QB; Cornell Powell, WR; Amari Rodgers, WR; Nolan Turner, S; James Skalski, LB; Baylon Spector, LB

2021 - Davis Allen, TE; Andrew Booth Jr., CB; Jordan McFadden, OT; Myles Murphy, DE;



BARRETT CARTER WAS NAMED TO THE ALL-BOWL TEAM FOR HIS PERFORMANCE IN THE 2023 GATOR BOWL.

# HONORS & AWARDS

Will Shipley, RB; James Skalski, LB; Baylon Spector, LB; Nolan Turner, S  
2022 - Davis Allen, TE; Barrett Carter, LB; Tyler Davis, DT; K.J. Henry, DE; Jordan McFadden, OL; Will Shipley, RB; Jeremiah Trotter Jr., LB; Antonio Williams, WR  
2023 - Cade Klubnik, QB; Phil Mafah, RB; Will Shipley, RB; T.J. Parker, DE; Jeremiah Trotter Jr., LB; Nate Wiggins, CB

## BEAR BRYANT AWARD

2015 - Dabo Swinney  
2016 - Dabo Swinney  
2018 - Dabo Swinney

## BLANCHARD-ROGERS TROPHY

Presented by the South Carolina Football Hall of Fame to the best college player from or in South Carolina.  
2013 - Tajh Boyd, QB  
2014 - Vic Beasley, DE  
2015 - Deshaun Watson, QB  
2016 - Deshaun Watson, QB  
2018 - Travis Etienne, RB  
2019 - Trevor Lawrence, QB

## BOB JAMES SCHOLARSHIP

Presented by the ACC to Clemson male athlete who has been an outstanding student-athlete.  
1984 - Mike Eppley, QB  
1985 - John Watson, OT  
1987 - David Treadwell, PK  
1992 - Bruce Bratton, OT

## BOBBY BOWDEN AWARD

Honoring dedication to faith, family, friends and football.  
2016 - Deshaun Watson, QB  
2018 - Hunter Renfrow, WR  
2020 - Trevor Lawrence, QB

## BOBBY DODD NATIONAL COACH-OF-THE-YEAR AWARD

2011 - Dabo Swinney

## BOWL GAME MVPs

1939 Cotton	Banks McFadden, B
1948 Gator	Bobby Gage, QB
1959 Bluebonnet	Lowndes Shingler, QB
1977 Gator	Jerry Butler, WR
1978 Gator	Steve Fuller, QB
1981 Orange	Homer Jordan, QB
	Jeff Davis, LB
1985 Independence	Kenny Flowers, FB
1986 Gator	Rodney Williams, QB
1987 Citrus	Rodney Williams, QB
	Dorian Mariable, LB
1988 Citrus	Terry Allen, TB
	Jesse Hatcher, OLB
1989 Gator	Levon Kirkland, OLB
1990 Hall of Fame	DeChane Cameron, QB
1991 Citrus	DeChane Cameron, QB
	Chester McGlockton, DT
1993 Peach	Brentson Buckner, DT
	Emory Smith, FB
1995 Gator	Peter Ford, CB
1996 Peach	Raymond Priestler, TB
	Trevor Pryce, DT
1997 Peach	Rahim Abdullah, OLB
1999 Peach	Keith Adams, LB
2000 Gator	Rod Gardner, WR
2001 Humanitarian	Woodrow Dantzler, QB
2002 Tangerine	John Leake, LB
	Kevin Youngblood, WR
2003 Peach	Leroy Hill, LB
	Chad Jasmin, RB
2005 Champs Sports	James Davis, RB
2007 Chick-fil-A	C.J. Spiller, RB
2008 Gator	Da'Quan Bowers, DE
2009 Music City	C.J. Spiller, RB
2012 Chick-fil-A	Tajh Boyd, QB
2013 Orange	Sammy Watkins, WR
2014 Russell Athletic	Cole Stoudt, QB
2015 Orange	Deshaun Watson, QB
	Ben Boulware, LB
2016 Fiesta	Deshaun Watson, QB
	Clelin Ferrell, DE
2016 CFPNCG	Deshaun Watson, QB
	Ben Boulware, LB
2018 Cotton	Trevor Lawrence, QB

2018 CFPNCG	Austin Bryant, DE
	Trevor Lawrence, QB
	Trayvon Mullen, CB
2019 Fiesta	Trevor Lawrence, QB
	Chad Smith, LB
2021 Cheez-It	Mario Goodrich, CB
2023 Gator	Phil Mafah, RB

Note: Year is season, not necessarily date.

## BRANDON STREETER AWARD

Given to a Clemson student-athlete who overcomes hardship to excel on the field.  
1999-00 - Brandon Streeter  
2002-03 - Kevin Youngblood  
2007-08 - Jacoby Ford  
2011-12 - Phillip Price  
2017-18 - Austin Bryant  
2019-20 - Amari Rodgers  
2021-22 - Justyn Ross  
2022-23 - Bryan Bresee  
Note: Only football players listed.

## BRIAN DAWKINS LIFETIME ACHIEVEMENT AWARD

2013 - Brian Dawkins  
2014 - Bill Smith  
2015 - Warren Forney  
2016 - Jerry Butler  
2017 - Jeff Davis  
2018 - Mark Richardson  
2019 - Michael Allen  
2020 - Michael Dean Perry  
2021 - Carl Martin  
2022 - Dexter Davis  
2023 - Patrick Sapp  
2024 - Levon Kirkland

## BRIAN PICCOLO AWARD

Presented by the Atlantic Coast Conference to the year's most courageous football player in memory of the late Wake Forest and Chicago Bear halfback.  
1978 - Rex Varn, DB  
1980 - Jack Cain, DB  
1986 - Ray Williams, WR  
1995 - Warren Forney, DT  
2021 - Justyn Ross, WR (shared award)

## BRONKO NAGURSKI AWARD

National Award given by Football Writers Association to the nation's top defensive player.  
2010 - Da'Quan Bowers, DE

## BRONKO NAGURSKI LEGENDS AWARD

2023 - Jeff Davis

## BURLSWORTH TROPHY

Presented to the nation's most outstanding player who began his career as a walk-on.  
2018 - Hunter Renfrow, WR

## BUTKUS AWARD

Presented to the nation's most outstanding linebacker.  
2019 - Isaiah Simmons, LB

## CAMPBELL TROPHY

Presented by National Football Foundation and known as the "Academic Heisman Trophy."  
2018 - Christian Wilkins, DL

## CBS DEFENSIVE PLAYER-OF-THE-YEAR

National Award given by CBS Sports and Chevrolet to the nation's outstanding defensive player.  
1982 - Terry Kinard, DB

## CBS SPORTS COACH-OF-THE-YEAR

2015 - Dabo Swinney

## CHIC HARLEY AWARD

Presented to the nation's top player by the Touchdown Club of Columbus (Ohio).  
2016 - Deshaun Watson, QB

## CITIZENS SAVINGS ATHLETIC FOUNDATION HALL OF FAME

Recognition from the Citizen Savings Foundation (formerly the Helms Athletic Foundation), located in Los Angeles, Calif.  
**Athletic Director** - Frank Howard, 1941-71 (Elected 1979)  
**Coach** - Frank Howard, 1940-69 (Elected 1973)

## TIGERS IN TOP 10 OF HEISMAN TROPHY VOTING

Year	Player	Pos.	Cl.	1	2	3	Points	Finish
1939	Banks McFadden	QB	Sr.	NA	NA	NA	NA	8
1978	Steve Fuller	QB	Sr.	19	6	13	82	T-6
2009	C.J. Spiller	RB	Sr.	26	31	83	223	6
2015	Deshaun Watson	QB	So.	148	240	241	1165	3
2016	Deshaun Watson	QB	Jr.	269	302	113	1524	2
2018	Travis Etienne	RB	So.	0	6	17	29	7
2019	Trevor Lawrence	QB	So.	3	25	29	88	7
	Travis Etienne	RB	Jr.	0	7	11	25	9
2020	Trevor Lawrence	QB	Jr.	222	176	169	1187	2

**Player** - Banks McFadden, Back 1937-38-39 (Elected 1969)

**SID** - Bob Bradley, 1954-89 (Elected 1972); Joe Sherman, 1934-47 (Elected 1980)

**Athletic Trainer** - Fred Hoover, 1958-98 (Elected 1982)

## CLEMSON RING OF HONOR

Member	Clemson	Inducted
Banks McFadden (#66)	1937-69	1994
Frank Howard	1931-69	1994
Steve Fuller (#4)	1975-78	1994
Jeff Davis (#45)	1978-81	1995
Fred Cone (#31)	1948-50	1997
Jerry Butler (#15)	1975-78	1999
Terry Kinard (#43)	1979-82	2001
Bob Bradley (SID)	1955-89	2005
1981 Team	1981	2006
Danny Ford	1978-89	2013
Levon Kirkland (#44)	1988-91	2019

## CLEMSON UNIVERSITY DISTINGUISHED SERVICE AWARD

1963 - Roy Pearce ('41)  
Bob Jones ('30)  
Porter Caughman ('08)  
1965 - Walter Cox ('39)  
1966 - Banks McFadden ('40)  
1967 - Rhett Turnipseed ('22)  
John M. Flemming ('26)  
1968 - James Gee ('17)  
Claude Hayden ('12)  
1970 - States R.G. Finley ('18)  
1977 - Herman Nimitz ('17)  
1979 - Jesse H. Yarborough ('30)  
1980 - Gene Willimon ('33)  
1981 - Louis P. Batson, Jr. ('48)  
1982 - Bill McLellan ('54)  
1983 - Phil Prince ('49)  
Billy G. Rogers ('49)  
1984 - Bill Hunter ('45)  
1986 - Wallace Roy ('26)  
1987 - John Tice ('55)  
1992 - Lawrence Gressette ('92)  
2002 - John E. Walker ('58)  
2003 - Charlie Bussey ('57)  
2008 - Randy Smith ('66)  
2013 - Jimmy Addison ('68)  
2017 - Rich Davies ('86)  
2018 - Bill Smith ('82)  
2020 - Jimmy Bell ('65)

## COLLEGE FOOTBALL HALL OF FAME ALL-DECADE TEAM

Presented to the top players of the decade.  
2010s - Deshaun Watson, QB  
2010s - Christian Wilkins, DL

## DANNY FORD SCHOLARSHIP AWARD

2009 - Jess Bowers, DL  
2010 - Michael Wade, QB/S  
2011 - Dawson Zimmerman, P  
2012 - Chandler Catanzaro, PK  
2013 - Andrew Maass, WR  
2014 - David Estes, LS  
2015 - Alex Spence, PK  
2016 - Alex Spence, PK  
2017 - Hall Morton, S  
2018 - Alex Spence, PK  
2019 - Max May, WR  
2020 - David Cote, LB; Max May, WR; Elijah Turner, S  
2021 - Will Brown, WR; David Cote, LB; Max May, WR  
2022 - David Cote, LB; Will Shipley, RB  
2023 - Hogan Morton, PK; Will Shipley, RB

## DAVEY O'BRIEN AWARD

Presented to the nation's top quarterback.  
2015 - Deshaun Watson, QB  
2016 - Deshaun Watson, QB

## DISNEY SPIRIT AWARD

Presented to the nation's most inspirational player, coach, team or figure.  
2020 - Darien Rencher, RB

## EARL H. BLAIK FELLOWSHIP

A scholarship given annually, sponsored by the NCAA, to a deserving scholar-athlete in the memory of the legendary Army West Point coach, Earl Blaik.  
1964 - Jimmy Bell, QB

## EDDIE ROBINSON NATIONAL COACH-OF-THE-YEAR

1981 - Danny Ford  
2015 - Dabo Swinney

## ESPN ALL-TIME TEAM

College football's top-150 players as selected by ESPN in 2019.  
Deshaun Watson (101)

## FCA NATIONAL COACH-OF-THE-YEAR

2014 - Dabo Swinney

## FEDEX ORANGE BOWL FWAA COURAGE AWARD

2006 - Ray Ray McElrathbey, CB  
2012 - Daniel Rodriguez, WR

## FRANCIS AWARD

Presented for Leadership

1988 - Jeff Bak, C  
1989 - Wesley McFadden, FB  
1990 - Stacy Fields, TE  
1991 - Rob Bodine, MG  
1992 - Ashley Sheppard, OLB  
1993 - Richard Moncrief, QB  
1994 - Tim Jones, LB  
1995 - Warren Forney, DT  
1996 - Raymond White, DT  
1997 - Lamont Hall, TE  
1998 - Donald Broomfield, DT  
1999 - Brandon Streeter, QB  
2000 - Chad Carson, LB; Kyle Young, C  
2001 - Chad Carson, LB  
2002 - Jackie Robinson, WR  
2003 - Tony Elliott, WR  
2004 - Tommy Sharpe, C  
2005 - Tye Hill, CB  
2006 - Anthony Waters, LB  
2007 - Cullen Harper, QB; Michael Hamlin, S  
2008 - Jock McKissic, DT  
2009 - Thomas Austin, OG  
2010 - Marcus Gilchrist, CB  
2011 - Dwayne Allen, TE  
2012 - Dalton Freeman, C  
2013 - Tajh Boyd, QB  
2014 - Grady Jarrett, DT  
2015 - Eric Mac Lain, OG  
2016 - Ben Boulware, LB  
2017 - Maverick Morris, OL; Dorian O'Daniel, LB  
2018 - Adam Choice, RB; Clelin Ferrell, DE; Mitch Hyatt, OT; Kendall Joseph, LB; Hunter Renfrow, WR; Christian Wilkins, DT  
2019 - Tremayne Anchrum, OT; Tanner Muse, S  
2020 - Trevor Lawrence, QB; James Skalski, LB; Nolan Turner, S  
2021 - Matt Bockhorst, OL; Will Brown, WR; Mario Goodrich, CB; Justyn Ross, WR; James Skalski, LB; Baylon Spector, LB;



# HONORS & AWARDS

Will Spiers, P; Nolan Turner, S  
2022 - Davis Allen, TE; Tyler Davis, DT;  
K.J. Henry, DE; Jordan McFadden, OL;  
Jalyn Phillips, S  
2023 - Tyler Davis, DT; Hamp Greene, WR;  
Justin Mascoll, DE; Will Putnam, OL;  
Will Shipley, RB; Jonathan Weitz, PK

## FRANK BROYLES AWARD

Presented to the nation's top assistant coach.  
2016 - Brent Venables  
2017 - Tony Elliott

## FRANK HOWARD AWARD

For achievement bringing honor to Clemson.  
1970 - Charlie Waters  
1971 - Jim Sursavage  
1972 - John McMakin  
1973 - Ben Anderson  
1975 - Bennie Cunningham  
1978 - Steve Fuller  
1979 - Steve Fuller; Jerry Butler  
1981 - Obed Ariri  
1982 - National Championship Football Team  
1983 - Terry Kinard  
2009 - Jacoby Ford  
2011 - Da'Quan Bowers  
2013 - Tajh Boyd  
2014 - Sammy Watkins  
2019 - Christian Wilkins

## GENE STALLINGS HUMANITARIAN AWARD

2014 - Dabo Swinney

## GEORGE MUNGER COACH-OF-THE-YEAR

2015 - Dabo Swinney

## HAMPSHIRE SOCIETY INDUCTEES

2011 - Dawson Zimmerman, P  
2012 - Jaron Brown, WR; Dalton Freeman, C  
2013 - Chandler Catanzaro, PK  
2018 - Justin Falcinelli, C; Austin Spence, LS;  
Christian Wilkins, DT; Garrett Williams, TE  
2019 - Diondre Overton, WR; Patrick Phibbs, LS;  
Sean Pollard, OL; Chad Smith, LB  
2020 - Trevor Lawrence, QB  
2021 - Matt Bockhorst, OL; Jack Maddox, LS;  
Baylon Spector, LB; Will Spiers, P;  
Will Swinney, WR  
2022 - K.J. Henry, DE; B.T. Potter, PK;  
Trenton Simpson, LB  
2023 - Sage Ennis, TE; Hamp Greene, WR;  
Sheridan Jones, CB; Walker Parks, OL;  
Will Putnam, OL; Will Shipley, RB;  
Aidan Swanson, P/PK

## HOME DEPOT COACH-OF-THE-YEAR

2015 - Dabo Swinney

## IPTAY ATHLETE-OF-THE-YEAR

Presented by Mr. & Mrs. Eugene P. Willimon to  
Clemson's most outstanding athlete based on  
athletic accomplishments with consideration of  
character, leadership and academics.  
1978-79 Steve Fuller  
1982-83 Terry Kinard  
1997-98 Anthony Simmons  
2000-01 Rod Gardner  
2005-06 Tye Hill  
2006-07 Gaines Adams  
2009-10 C.J. Spiller  
2019-20 Isaiah Simmons  
2020-21 Trevor Lawrence

## JACK LAMBERT AWARD

Presented to the nation's top senior linebacker.  
2016 - Ben Boulware

## JACOBS BLOCKING TROPHY (ACC)

Presented annually by Hugh & William Jacobs  
of Clinton, S.C., in memory of their late father,  
Dr. William P. Jacobs, to the ACC's outstanding  
blocker, based on a vote by ACC assistants.  
1959 - Doug Cline, FB  
1966 - Wayne Mass, T  
1967 - Harry Olszewski, G  
1977 - Joe Bostic, G  
1983 - James Farr, G  
1987 - John Phillips, OG



**TONY ELLIOTT WON THE 2017  
FRANK BROYLES AWARD AS THE  
NATION'S TOP ASSISTANT COACH.**

2017 - Mitch Hyatt, OT  
2018 - Mitch Hyatt, OT  
2022 - Jordan McFadden, OL

## JACOBS BLOCKING TROPHY (STATE)

Presented annually by Hugh and William Jacobs  
(Clinton, S.C.) in memory of their father, Dr.  
William P. Jacobs, to the outstanding blocker in  
the state, based on a vote of assistant coaches.  
1928 - O.D. Padgett, BB  
1930 - Grady Salley, WB  
1937 - Don Willis, FB  
1938 - Don Willis, FB  
1942 - Marion Craig, BB  
1944 - Alton Cumbie, BB  
1945 - Alton Cumbie, BB  
1948 - Robert Martin, BB  
1950 - Dick Hendley, BB  
1955 - Dick Marazza, T  
1957 - Bill Thomas, C  
1959 - Doug Cline, FB  
1965 - Bo Ruffner, FB  
1966 - Wayne Mass, T  
1967 - Harry Olszewski, G  
1968 - Joe Lhotsky, T  
1970 - Dave Thompson, G  
1973 - Ken Peebles, T  
1974 - Ken Peebles, G  
1977 - Joe Bostic, G  
1978 - Joe Bostic, G  
1982 - Bob Mayberry, T  
1983 - James Farr, OG  
1986 - John Phillips, OG  
1987 - John Phillips, OG  
1990 - Stacy Long, OT  
1991 - Jeb Flesch, OG  
1992 - Stacy Seegars, OG

## JIM TATUM AWARD

Presented to the top scholar among ACC foot-  
ball players.  
1994 - Ed Glenn, TE  
2001 - Kyle Young, C  
2018 - Christian Wilkins, DT

## KEITH JACKSON AWARD OF EXCELLENCE

Presented by ESPN and Cingular Wireless  
2006 - Ray Ray McElrathbey, CB

## MACKEY AWARD

National award given to the nation's top tight end.  
2011 - Dwayne Allen, TE

## MANNING AWARD

Presented to the nation's top quarterback.  
2015 - Deshaun Watson  
2016 - Deshaun Watson

## McFADDEN AWARD

Presented to top college football player in South  
Carolina by the Greenville Touchdown Club.  
1993 - Terry Smith, WR  
1996 - Anthony Simmons, LB  
1997 - Anthony Simmons, LB  
1999 - Keith Adams, LB  
2001 - Woodrow Dantzler, QB  
2003 - Charlie Whitehurst, QB  
2006 - Gaines Adams, DE  
2007 - Cullen Harper, QB  
2009 - C.J. Spiller, RB  
2011 - Sammy Watkins, WR  
2012 - Tajh Boyd, QB  
2013 - Sammy Watkins, WR  
2014 - Vic Beasley, DE  
2015 - Deshaun Watson, QB  
2016 - Deshaun Watson, QB

## McKEVLIN AWARD

Given annually to the Athlete-of-the-Year in the  
Southern Conference and/or ACC.  
1947-48 Frank Gillespie  
2015-16 Deshaun Watson  
2016-17 Deshaun Watson  
2020-21 Trevor Lawrence

## NATIONAL AWARD CANDIDATES

Year	Player	Award	Final
1939	Banks McFadden	Heisman	8
1982	Terry Kinard	CBS Defensive	1
1983	William Perry	Outland	10
1984	William Perry	Lombardi	4
1987	Michael Dean Perry	Outland	3
1990	Stacy Long	Outland	3
	Levon Kirkland	Butkus	5
1991	Ed McDaniel	Butkus	4
1997	Tony Horne	Biletnikoff	10
	Anthony Simmons	Butkus	10

1998	Antwan Edwards	Thorpe	10
1999	Keith Adams	Football News Defensive	15
2000	Keith Adams	Bednarik	3
		Butkus	3
		Football News Defensive	5
	Kyle Young	Rimington	3
	Chad Speck	Tatupu	5
	Woodrow Dantzler	O'Brien	8
	Rod Gardner	Biletnikoff	10
	Robert Carswell	Thorpe	12
2001	Kyle Young	Rimington	5
	Woodrow Dantzler	O'Brien	12
2002	Aaron Hunt	Groza	20
2004	Justin Miller	Thorpe	12
2005	Jad Dean	Groza	3
	Tye Hill	Thorpe	3
2006	Gaines Adams	Nagurski	5
		Hendricks	6
		Lombardi	12
		Bednarik	16
	James Davis	Walker	10
2008	Cullen Harper	Unitas	10
2009	C.J. Spiller	Walker	4
		Heisman	6
2010	Da'Quan Bowers	Hendricks	1
		Nagurski	1
		Bednarik	3
		Lombardi	3
	Dawson Zimmerman	Guy	10
2011	Dwayne Allen	Mackey	1
	Andre Branch	Hendricks	6
	Dalton Freeman	Rimington	6
	Tajh Boyd	O'Brien	10
		Maxwell	16
	Sammy Watkins	Biletnikoff	10
		Walter Camp	10
	Dawson Zimmerman	Wuerffel	13
	Chandler Catanzaro	Groza	20
2012	Dalton Freeman	Rimington	6
	Tajh Boyd	Manning	10
		Unitas	15
		Walter Camp	15
		O'Brien	16
	DeAndre Hopkins	Biletnikoff	10
	Chandler Catanzaro	Groza	20
2013	Sammy Watkins	Biletnikoff	3
	Tajh Boyd	Unitas	5
		Manning	10

# HONORS & AWARDS

	Maxwell	16
	O'Brien	16
Vic Beasley	Hendricks	6
	Lombardi	12
	Bednarik	16
Spencer Shuey	Lott	20
2014 Vic Beasley	Bednarik	3
	Lombardi	4
	Hendricks	5
	Lott	15
Stephone Anthony	Butkus	15
Ammon Lakip	Groza	20
2015 Deshaun Watson	Griffin	1
	Manning	1
	O'Brien	1
	Heisman	3
	Walter Camp	3
Jordan Leggett	Mackey	3
Shaq Lawson	Lombardi	4
	Nagurski	5
	Hendricks	6
	Bednarik	20
Mackensie Alexander	Thorpe	16
2016 Deshaun Watson	Bowden	1
	Harley	1
	Manning	1
	O'Brien	1
	Unitas	1
	Heisman	2
	Walter Camp	3
	Maxwell	3
Ben Boulware	Lambert	1
Jordan Leggett	Mackey	3
Christian Wilkins	Nagurski	5
	Bednarik	18
Cordeia Tankersley	Thorpe	16
	Bednarik	18
Greg Huegel	Groza	20
2017 Christian Wilkins	Willis	1
	Bowden	3
	Butkus	5
	Hendricks	5
	Manning	11
Dexter Lawrence	Bednarik	18
2018 Clelin Ferrell	Hendricks	1
	Bednarik	20
Trevor Lawrence	Griffin	1
	Manning	11
	O'Brien	16
Hunter Renfrow	Bowden	1
	Burlsworth	1
Christian Wilkins	Campbell	1
	Bednarik	3
	Outland	3
	Lott	4
	Nagurski	5
	Lombardi	7
Travis Etienne	Walker	3
	Heisman	7
	Maxwell	20
Tre Lamar	Butkus	5
Mitch Hyatt	Outland	8
2019 Isaiah Simmons	Butkus	1
	Bednarik	3
	Lott	4
	Nagurski	5
	Walter Camp	20
John Simpson	Outland	6
Trevor Lawrence	Heisman	7
	Sullivan	10
	Manning	12
	O'Brien	16
	Walter Camp	20
Travis Etienne	Heisman	9
	Walker	10
	Maxwell	20
	Walter Camp	20
Tanner Muse	Thorpe	14
2020 Trevor Lawrence	Bowden	1
	Heisman	2
	Maxwell	3
	O'Brien	3
	Lombardi	4
	Unitas	5
	Walter Camp	5
	Manning	12
	Hornung	5
Travis Etienne	Walker	10
	Maxwell	18



FORMER TIGER HEAD COACH DANNY FORD (1978-89) WAS INDUCTED INTO THE NATIONAL FOOTBALL FOUNDATION HALL OF FAME IN 2017.

		Walter Camp	20
	Will Spiers	Burlsworth	10
	Amari Rodgers	Biletnikoff	11
	B.T. Potter	Groza	20
2021	Will Swinney	Mortell	3
	Andrew Mukuba	Alexander	14
	Darien Rencher	Witten	20
2022	Will Shipley	Hornung	4
	Trenton Simpson	Lott	9
		Butkus	15
	Tyler Davis	Bednarik	20
	B.T. Potter	Groza	20
2023	Jeremiah Trotter Jr.	Butkus	5
		Bednarik	20
	Will Shipley	Wuerffel	8
	T.J. Parker	Alexander	14
	Barrett Carter	Lott	16

## NATIONAL COORDINATOR-OF-THE-WEEK

Year	Player	Opponent	Outlet
2011	Chad Morris	Auburn	Rivals
	Kevin Steele	Virginia Tech	Rivals

## NATIONAL COORDINATOR-OF-THE-YEAR

Year	Coordinator	Position	Outlet
2011	Chad Morris	OC	Rivals
2014	Brent Venables	DC	Football Scoop
2015	Brent Venables	DC	Rivals

## NATIONAL FOOTBALL FOUNDATION HALL OF FAME

These men have received the highest honor the game of football accords in their selection to the Hall of Fame, which is located in Atlanta, Ga.

### Coaches

John Heisman, 1900-03 (Inducted 1954)  
 Jess Neely, 1931-39 (Inducted 1971)  
 Frank Howard, 1940-69 (Inducted 1989)  
 Danny Ford, 1978-89 (Inducted 2017)

### Players

Banks McFadden (B), 1937-39 (Inducted 1959)  
 Terry Kinard (S), 1979-82 (Inducted 2001)  
 Jeff Davis (LB), 1978-81 (Inducted 2007)

C.J. Spiller (RB), 2006-09 (Inducted 2021)

## NATIONAL FOOTBALL FOUNDATION & HOF SCHOLAR-ATHLETE AWARD

Given for excellence in football and academics (carries a stipend for postgraduate work).

1964 - Jimmy Bell, QB  
 1968 - Jimmy Addison, QB  
 1972 - Ben Anderson, DB  
 1978 - Steve Fuller, QB  
 2001 - Kyle Young, C  
 2018 - Christian Wilkins, DT

## NATIONAL FRESHMAN-OF-THE-YEAR

Year	Player	Outlet
1995	Anthony Simmons	UPI
2011	Sammy Watkins	College Football News Rivals

## NATIONAL PLAYER-OF-THE-WEEK

Year	Player	Opponent	Outlet
1951	Glenn Smith	Auburn	AP
1958	Harvey White	Vanderbilt	AP
1974	Ken Callicutt	North Carolina	UPI
	Willie Anderson	South Carolina	SI
1978	Bubba Brown	NC State	SI
1980	Willie Underwood	South Carolina	SI
1995	Brian Dawkins	Duke	SI
1999	Brandon Streeter	Virginia	USA
	Keith Adams	Duke	Nagurski
2000	Woodrow Dantzler	Virginia	CNNI.com
2001	Woodrow Dantzler	Georgia Tech	USA
		NC State	SN,
		CollegeFootballNews.com,	SI.com
2005	Jad Dean	Texas A&M	USA
2006	James Davis	Georgia Tech	WC,
		USA, Rivals.com	
2009	DeAndre McDaniel	Miami (Fla.)	Nagurski
	C.J. Spiller	Miami (Fla.)	WC
2011	Sammy Watkins	Maryland	Capital One Cup Rivals
	Tajh Boyd	Auburn	Manning
		Florida State	Manning
		Maryland	Manning

		North Carolina	Manning, Capital One Cup
	Kourtnei Brown*	North Carolina	WC
2012	Andre Ellington	Auburn	Maxwell
	Jonathan Meeks	Virginia Tech	Thorpe
	Tajh Boyd	NC State	WC
2013	Tajh Boyd	Georgia	Athlon
			Maxwell
	Vic Beasley	NC State	Bednarik
2014	Deshaun Watson	North Carolina	Capital One, Manning
2015	Deshaun Watson	Boston College	O'Brien
		NC State	Capital One, WC, Maxwell
		Syracuse	FWAA
2016	Ben Boulware	Louisville	Bednarik, Lott, Nagurski
	Deshaun Watson	Louisville	O'Brien, WC
		Florida State	O'Brien
		South Carolina	Manning
2017	Austin Bryant	Auburn	WC, Nagurski
	Dorian O'Daniel	Virginia Tech	Nagurski
2019	Travis Etienne	Georgia Tech	WC
	Isaiah Simmons	Syracuse	Lott, WC
2020	Baylon Spector	Virginia	WC
2022	Myles Murphy	Florida State	Bednarik
2023	Jake Briningstool	Miami (Fla.)	Mackey
	Will Putnam	Notre Dame	Outland
	Jeremiah Trotter Jr.	Notre Dame	Bednarik, Nagurski, PFF, WC
	Khalil Barnes	South Carolina	Thorpe

\* - defense

## NATIONAL TEAM-OF-THE-WEEK

Year	Opponent	Outlet
2003	Florida State	Football Writers
2011	Florida State	Football Writers
2015	North Carolina	Football Writers
2022	Syracuse	Football Writers

## NATION'S MOST VERSATILE ATHLETE

Banks McFadden, 1939-40



# HONORS & AWARDS

## NCAA POSTGRADUATE SCHOLARSHIP

Given to a deserving scholar-athlete who is entering postgraduate work in conjunction with NCAA scholarship fund.

1964 - Jimmy Bell  
1968 - Jimmy Addison  
1972 - Ben Anderson  
1979 - Steve Fuller  
1985 - John Watson  
2001 - Kyle Young

## NCAA TOP-FIVE AWARD

Given by the NCAA to the nation's top five outstanding senior student-athletes of the preceding calendar year.

1979 - Steve Fuller, Football

## PHIL STEELE COACH-OF-THE-YEAR

2015 - Dabo Swinney

## PRO FOOTBALL HALL OF FAME

2018 - Brian Dawkins

## RENWICK-FLANDERS AWARD

Most Improved Player

1973 - Curt Buttermore, OG  
1974 - Mark Fellers, QB  
1975 - Jimmy Weeks, OT  
1976 - Bubba Brown, LB  
1977 - Steve Ryan, FS  
1978 - Lester Brown, TB  
1979 - Jeff Davis, LB  
1980 - Lee Nanne, OT  
1981 - Brad Fisher, OT  
1982 - Brian Butcher, OT  
1983 - Bob Paulling, PK  
1984 - Reid Ingle, OT  
1985 - John Watson, OT  
1986 - Tony Stephens, MG  
1987 - Tony Stephens, MG  
1988 - Mark Drag, MG  
1989 - Hank Phillips, C  
1990 - Arlington Nunn, SS  
1991 - Rodney Blunt, TB  
1992 - Warren Forney, DT  
1993 - Tim Jones, LB  
1994 - Andre Carter, FS  
1995 - Patrick Sapp, OLB  
1996 - Jamie Trimble, C  
1997 - Lorenzo Bromell, DE  
1998 - Kyle Young, OG  
1999 - Dextra Polite, CB  
2000 - Nick Eason, DE  
2001 - Derrick Hamilton, WR  
2002 - Justin Miller, CB  
2003 - Tye Hill, CB  
2004 - Tye Hill, CB  
2005 - Chansi Stuckey, WR  
2006 - Cole Chason, P  
2007 - Cullen Harper, QB  
2008 - Jacoby Ford, WR  
2009 - Rashard Hall, S  
2010 - Jarvis Jenkins, DT  
2011 - Chandler Catanzaro, PK  
2012 - Grady Jarrett, DT  
2013 - Stephane Anthony, LB; Roderick McDowell, RB  
2014 - Tony Steward, LB; Reid Webster, OL  
2015 - Jay Guillermo, C; Cordrea Tankersley, CB  
2016 - Tyrone Crowder, OG; C.J. Fuller, RB; Kendall Joseph, LB; Nick Schuessler, QB  
2017 - Austin Bryant, DE; J.D. Davis, LB; Justin Falcinelli, C; Tavien Feaster, RB; D.J. Greenlee, TE; Albert Huggins, DT; Trayvon Mullen, CB; Austin Spence, LS  
2018 - Chase Brice, CB; Gage Cervenka, OL; Albert Huggins, DT; Denzel Johnson, S; Isaiah Simmons, LB; John Simpson, OG; Nolan Turner, S  
2019 - Jackson Carman, OT; Derion Kendrick, CB; Luke Price, TE; Chad Smith, LB; Baylon Spector, LB; Will Spiers, P; K'Von Wallace, S  
2020 - Andrew Booth Jr., CB; Jack Maddox, LS; Justin Mascoll, DE; Jordan McFadden, OT; Chez Mellusi, RB; Cornell Powell, WR; Will Putnam, OL; Baylon Spector, LB; Jake Venables, LB; Lannnden Zanders, S  
2021 - LaVonta Bentley, LB; Dacari Collins, WR; Sage Ennis, TE; Mario Goodrich, CB;

Ruke Orhorhoro, DT; Jalyn Phillips, S; Hunter Rayburn, OL; Trenton Simpson, LB; Xavier Thomas, DE; Mason Trotter, OL  
2022 - Jake Briningstool, TE; Holden Caspersen, LS; Sage Ennis, TE; Philip Florenzo, LS; K.J. Henry, DE; Phil Mafah, RB; Ruke Orhorhoro, DT; Aidan Swanson, P/PK; Drew Swinney, WR; Marcus Tate, OL; Tyler Venables, S; Jonathan Weitz, PK; Nate Wiggins, CB  
2023 - DeMonte Capehart, DT; Sage Ennis, TE; Philip Florenzo, LS; Kylon Griffin, S; Trent Howard, OL; Justin Mascoll, DE; Collin Sadler, OL; Troy Stellato, WR; Jonathan Weitz, PK

## RETIRED NUMBERS

#4 Steve Fuller, QB  
#28 C.J. Spiller, RB  
#66 Banks McFadden, B

## R.F. POOLE AWARD

Recognition of best Tiger offensive and defensive players in the Clemson-South Carolina game.

Year	Offense	Defense
1971 -	Tommy Kendrick	Larry Hefner
1972 -	Heidi Davis	Jim Williamson
1973 -	Smiley Sanders	Mike Buckner
1974 -	Ken Callicutt	Willie Anderson
1975 -	Harold Goggins	G.G. Galloway
1976 -	Tracy Perry	Rex Varn
1977 -	Steve Fuller	Roy Epps
1978 -	Lester Brown	Bubba Brown
1979 -	Obed Ariri	Jim Stuckey
1980 -	Homer Jordan	Willie Underwood
1981 -	Chuck McSwain	Bill Smith
1982 -	Homer Jordan	Terry Kinard
1983 -	Stacey Driver	James Robinson
1984 -	Steve Reese	Terence Mack
1985 -	Kenny Flowers	Raymond Chavous
1986 -	Ricardo Hooper	Donnell Woolford
1987 -	Danny Pearman	Donnell Woolford
1988 -	Rodney Williams	Jesse Hatcher
1989 -	Rodney Fletcher	Levon Kirkland
1990 -	Ronald Williams	Chester McGlockton
1991 -	DeChane Cameron	Levon Kirkland
1992 -	Les Hall	Tim Jones
1993 -	Emory Smith	Andre Humphrey
1994 -	Lamont Pegues	Mike Barber
1995 -	Antwuan Wyatt	Leomont Evans
1996 -	Raymond Priestner	Dexter McClean
1997 -	Nealon Greene	Antwan Edwards
1998 -	Javis Austin	Howard Bartley
1999 -	Woodrow Dantzler	Keith Adams
2000 -	Rod Gardner	Chad Carson
2001 -	Kyle Young	Khaleed Vaughn
2002 -	Charlie Whitehurst	Bryant McNeal
2003 -	Chad Jasmin	Maurice Fountain
2004 -	Reggie Merriweather	Leroy Hill
2005 -	James Davis	Jamaal Fudge
2006 -	C.J. Spiller	Jock McKissic
2007 -	Aaron Kelly	Chris Chancellor
2008 -	Starting Offensive Line	Chris Chancellor, Chris Clemmons
2009 -	Michael Palmer	Jamie Cumbie
2010 -	DeAndre Hopkins	Brandon Thompson
2011 -	Andre Ellington	Rashard Hall
2012 -	Andre Ellington	Xavier Brewer
2013 -	Brandon Thomas	Grady Jarrett
2014 -	8 players	11 players
2015 -	Deshaun Watson	Kevin Dodd
2016 -	Mike Williams	Ben Boulware
2017 -	Hunter Renfrow	Ryan Carter
2018 -	Offensive Line	Austin Bryant
2019 -	Gage Cervenka, Tee Higgins, Trevor Lawrence	K'Von Wallace
2021 -	Jordan McFadden, Will Shipley	Andrew Booth Jr.
2022 -	Will Shipley	Barrett Carter, K.J. Henry
2023 -	Will Shipley	Khalil Barnes

## SENIOR CLASS AWARD

Year	Player, Pos.	Final
2011	Dawson Zimmerman, P	10
2012	Rashard Hall, S	31
2018	Christian Wilkins, DT	10

## SHINGLER/DR. R.C. EDWARDS SPORTSMANSHIP AWARD (Athletic Department-Wide Award)

1979 - Charlie Bauman, MG  
1981 - Jack Cain, DB  
1982 - Jerry Gaillard, WR

1983 - Mike Eppley, QB  
1985 - Mike Eppley, QB  
1986 - Andy Newell, P  
1987 - Bill Spiers, P  
1988 - David Treadwell, PK  
1989 - Rodney Williams, QB  
1990 - Wesley McFadden, RB  
1991 - Chris Gardocki, PK  
1995 - Warren Forney, DT  
2000 - Brandon Streeter, QB  
2002 - Chad Carson, LB  
2004 - Tony Elliott, WR  
2006 - Charlie Whitehurst, QB

## SILVER ANNIVERSARY ACC TEAM

Selected by the ACC Sports Writers Association honoring the players who participated in the conference during the first 25 years.

Harry Olszewski, OG, 1965-67 (selected in 1977)

## SILVER ANNIVERSARY ALL-AMERICAN

Selected by Sports Illustrated honoring successful men who played college football in 1932.

Buck Priestner, HB, Class of 1932 (selected in 1957)

## SoCON 100-YEAR ANNIVERSARY TEAM

Joe Blalock, E; Frank Gillespie, G; Banks McFadden, B

## SOUTH CAROLINA ATHLETIC HALL OF FAME

1960 - Banks McFadden  
1961 - Frank Howard  
1968 - Rock Norman  
1969 - Joe Blalock  
1973 - Fred Cone  
1974 - Joel Wells  
1976 - Bob Jones  
1977 - Bill Mathis  
1978 - Bobby Gage, John Heisman  
1979 - Bill A. Hudson, Bob Hudson, Bob Sharpe  
1980 - Charlie Waters  
1981 - Jess Neely  
1982 - Danny Ford  
1986 - Dwight Clark, B.C. Inabinet  
1987 - Tom Barton  
1990 - Harry Olszewski  
1991 - Steve Fuller  
1993 - Mac Folger, Bennie Cunningham, Bob Jones  
1995 - Jim Stuckey  
1997 - Jerry Butler  
1999 - Jeff Bostic  
2000 - Buddy Gore  
2001 - Bob Bradley, Jeff Davis  
2002 - Terry Kinard  
2003 - Perry Tuttle  
2004 - Jeff Bryant, Dreher Gaskin  
2005 - Gary Barnes, Michael Dean Perry, William Perry  
2007 - Bill Spiers  
2008 - Levon Kirkland  
2010 - Joe Bostic  
2011 - Chester McGlockton, Gene Moore  
2013 - Homer Jordan, Bill McLellan, Jim Phillips  
2014 - Brian Dawkins, Rodney Williams  
2015 - Terry Allen  
2017 - Bobby Johnson, Donnell Woolford  
2019 - Chris Gardocki  
2020 - C.J. Spiller  
2022 - Fred Hoover  
2023 - Woodrow Dantzler

## SOUTH CAROLINA FOOTBALL HALL OF FAME

2013 - Danny Ford, Frank Howard, Banks McFadden  
2014 - William Perry  
2015 - Brian Dawkins  
2016 - Jeff Davis, Michael Dean Perry  
2017 - Levon Kirkland  
2018 - Dwight Clark  
2019 - Steve Fuller  
2020 - Charlie Waters  
2021 - Jeff Bostic, Chester McGlockton  
2022 - Joe Bostic  
2023 - Terry Allen

## SPORTING NEWS COACH-OF-THE-YEAR

2015 - Dabo Swinney

## SPORTS ILLUSTRATED COACH-OF-THE-YEAR

2015 - Dabo Swinney

## SPORTS ILLUSTRATED'S ALL-CENTURY TEAM

Terry Kinard, S

## SUPER 11

Awarded to the top-11 athletic communications offices in the nation.

2009 - Football Writers  
2010 - Football Writers  
2015 - Football Writers  
2016 - Football Writers  
2017 - Football Writers  
2018 - Football Writers  
2019 - Football Writers  
2020 - Football Writers  
2021 - Football Writers  
2022 - Football Writers  
2023 - Football Writers

## SWEDE NELSON SPORTSMANSHIP AWARD

Selected by the Boston Touchdown Club and awarded to the player who most exemplifies sportsmanship in college athletics.

1953 - Don King, B

## TEAGUE AWARD

Given annually and selected by the sportswriters in North Carolina and South Carolina to the Amateur Athlete-of-the-Year in the two states.

1940 - Banks McFadden  
1950 - Fred Cone

## TED HENDRICKS AWARD

Presented to the nation's top defensive end.

2010 - Da'Quan Bowers, DE  
2018 - Clelin Ferrell, DE

## TIME100 NEXT LIST

A list of 100 emerging leaders who are shaping the future.

2020 - Trevor Lawrence, QB

## UNITAS AWARD

Presented to the nation's top senior quarterback.

2016 - Deshaun Watson

## USA TODAY ALL-DECADE TEAM

Presented to the top-22 players of the decade.

1980s - Terry Kinard, FS

## USA TODAY PLAYER-OF-THE-DECADE

2010s - Deshaun Watson, QB

## WALTER CAMP COACH-OF-THE-YEAR

2015 - Dabo Swinney

## WEAVER-JAMES CORRIGAN POSTGRADUATE SCHOLARSHIP

Given by the ACC to a deserving scholar-athlete in memory of ACC Commissioners.

1972 - Ben Anderson  
1978 - Steve Fuller  
1995 - Ed Glenn  
1996 - Andye McCrorey  
2002 - Chad Carson, Kyle Young  
2003 - Jackie Robinson  
2004 - Tony Elliott  
2007 - Thomas Hunter  
2010 - Michael Wade  
2011 - Dawson Zimmerman  
2012 - Rashard Hall  
2013 - Chandler Catanzaro  
2016 - Deshaun Watson  
2018 - Christian Wilkins  
2022 - K.J. Henry  
2023 - Will Putnam

## WILLIS AWARD

Presented by the Touchdown Club of Columbus (Ohio) to the defensive lineman-of-the-year.

2017 - Christian Wilkins


## WOODY HAYES AWARD

Presented by the Touchdown Club of Columbus (Ohio) to the coach-of-the-year.

1981 - Danny Ford  
2018 - Dabo Swinney

# ALL-AMERICANS

Year	Player	Pos.	AP	UPI	FC	FW	WC	SN	FN	Other
1928	O.K. Pressley	C								Heisman <sup>(3)</sup> , NEA <sup>(3)</sup>
1939	Banks McFadden	B	1	3	1	1				Colliers <sup>(1)</sup> , NEA <sup>(1)</sup>
1940	Joe Blalock	E		2						Hearst <sup>(1)</sup>
1941	Joe Blalock	E		2	1			1		Central Press <sup>(1)</sup>
1945	Ralph Jenkins	C	3							INS <sup>(1)</sup>
1948	Bobby Gage	B								INS <sup>(1)</sup>
1950	Jackie Calvert	S	2							NEA <sup>(1)</sup>
1952	Tom Barton	DL		2						CT <sup>(1)</sup>
1955	Joel Wells	RB		3						
1959	Lou Cordileone	OL	1			1				
1966	Wayne Mass	OL		2						Dell Sports <sup>(1)</sup>
1967	Harry Olszewski	OG	2	1	1	1	1	2		
1970	Dave Thompson	OG		2						NEA <sup>(1)</sup>
1974	Bennie Cunningham	TE	1	1	1			1		
1975	Bennie Cunningham	TE					1	1		Time <sup>(1)</sup>
1977	Joe Bostic	OG	3			1			3	
1978	Joe Bostic	OG	2	2					1	
	Jerry Butler	WR	1				1			NEA <sup>(2)</sup>
	Steve Fuller	QB	3							
1979	Jim Stuckey	DT	1	1		1		1		
1980	Obed Ariri	PK								NEA <sup>(2)</sup>
1981	Jeff Bryant	DT							2	
	Jeff Davis	LB	2	1	1	1	1	1		
	Terry Kinard	FS	1			1				NEA <sup>(1)</sup>
	Lee Nannery	OT		2						
	Perry Tuttle	WR						1	2	
1982	* Terry Kinard	FS	1	1	1	1	1	1	1	
	William Perry	MG	3							
	Johnny Rembert	LB	3						3	
1983	James Farr	OG	3							
	William Perry	MG	1	1		1	1		2	
	James Robinson	DT						2		
1984	Dale Hatcher	P						2		
	Donald Igwebuike	PK	3							
	William Perry	MG	3	1		1		1		
1985	Steve Reese	OG							2	
1986	Terrence Flagler	RB	3			1			3	
	John Phillips	OG		1				2	2	
1987	Michael Dean Perry	DT		2		1		2	2	
	John Phillips	OG	2						3	
	David Treadwell	PK	1	1	1		1	1	1	
	Donnell Woolford	CB	3		1			2		
1988	Donnell Woolford	CB		1	1	1	1	1	2	
1989	Chris Gardocki	PK	3							
	Stacy Long	OT	3					1		
1990	Chris Gardocki	PK	2	2					3	
	Levon Kirkland	LB	2	2					3	
	Stacy Long	OT	1	1	1	1		1	1	
1991	Rob Bodine	MG	2			1		2		CP <sup>(2)</sup>
	Jeb Flesch	OG	1	1			1	2	1	
	Levon Kirkland	LB		2	1		1	1	2	SH <sup>(1)</sup>
	Ed McDaniel	LB	3							CP <sup>(1)</sup>



JEFF BRYANT WAS AN ALL-AMERICAN IN 1981.

Year	Player	Pos.	AP	UPI	FC	FW	WC	SN	FN	Other
1992	Stacy Seegars	OG	2	2					3	
	Nelson Welch	PK	3							
1993	Stacy Seegars	OG	1	2			1	1	1	CP <sup>(2)</sup>
1995	Brian Dawkins	S	2					2		
	Anthony Simmons	LB	3							
1996	Anthony Simmons	LB	3					1	2	
1997	Jim Bundren	OT	3					3	2	
	Anthony Simmons	LB	1		1			1	2	CP <sup>(2)</sup>
1998	Antwan Edwards	CB	3					3		Football Digest <sup>(1)</sup>
1999	Keith Adams	LB	2					3	1	CBS <sup>(2)</sup>
2000	Keith Adams	LB	1				1	1	1	SI <sup>(1)</sup>
	Robert Carswell	FS	3					3		
	Rod Gardner	WR								CP <sup>(1)</sup> , Gannett <sup>(1)</sup>
	Kyle Young	C						3	2	
2001	Kyle Young	C						3	3	
2002	Brian Mance	CB						4		
2004	Leroy Hill	LB	3							Rivals <sup>(1)</sup>
	Justin Miller	KR							2	Rivals <sup>(2)</sup> , SI <sup>(2)</sup>
2005	Tye Hill	CB	2				1	1	2	ESPN <sup>(1)</sup> , Rivals <sup>(1)</sup>
2006	* Gaines Adams	DE	1		1	1	1	1	1	ESPN <sup>(1)</sup> , Rivals <sup>(1)</sup>
	Nathan Bennett	OG	3							
2007	Chris McDuffie	OG						2		
	Barry Richardson	OT					2		1	
2009	Thomas Austin	OG						3		
	DeAndre McDaniel	S				1		3		CBS <sup>(1)</sup> , Steele <sup>(1)</sup>
	* C.J. Spiller	RB	1		1	1	1	1	1	ESPN <sup>(1)</sup> , Rivals <sup>(1)</sup>
2010	* Da'Quan Bowers	DE	1		1	1	1	1	1	ESPN <sup>(1)</sup> , Rivals <sup>(1)</sup>
	DeAndre McDaniel	S								Rivals <sup>(3)</sup> , Steele <sup>(3)</sup>
2011	Dwayne Allen	TE	1			1				ESPN <sup>(1)</sup> , SI <sup>(1)</sup> , Steele <sup>(1)</sup> , CBS <sup>(2)</sup>
	Andre Branch	DE	3				2			CBS <sup>(2)</sup> , SI <sup>(2)</sup> , Steele <sup>(2)</sup>
	Sammy Watkins	WR	1							Fox Sports <sup>(1)</sup> , SI <sup>(1)</sup> , Steele <sup>(2)</sup>
2012	Tajh Boyd	QB			1					Lindy's <sup>(3)</sup>
	Dalton Freeman	C	2		1		2			Scout <sup>(2)</sup> , Steele <sup>(2)</sup>
	DeAndre Hopkins	WR	3							CBS <sup>(2)</sup> , Lindy's <sup>(2)</sup> , Scout <sup>(2)</sup> , Steele <sup>(2)</sup>
	Sammy Watkins	WR								CP <sup>(1)</sup>
2013	Vic Beasley	DE	2			2	1	1		CBS <sup>(1)</sup> , SI <sup>(1)</sup> , USA <sup>(1)</sup> , Steele <sup>(2)</sup>
	Sammy Watkins	WR	2		1		2			CBS <sup>(2)</sup> , Lindy's <sup>(2)</sup> , Steele <sup>(2)</sup> , USA <sup>(2)</sup>
2014	Vic Beasley	DE	1		1	2	1			CBS <sup>(2)</sup> , USA <sup>(2)</sup> , Scout <sup>(2)</sup> , Steele <sup>(2)</sup>
	Grady Jarrett	DT								Athlon <sup>(3)</sup>
2015	Mackensie Alexander	CB	3							Athlon <sup>(2)</sup>
	Greg Huegel	PK								SI <sup>(2)</sup>
	Jayron Kearse	S	2							ESPN <sup>(1)</sup> , CBS <sup>(2)</sup> , Athlon <sup>(2)</sup> , SI <sup>(2)</sup>
	Shaq Lawson	DE	1		1	1	1	2		ESPN <sup>(1)</sup> , USA <sup>(1)</sup> , CBS <sup>(2)</sup> , Athlon <sup>(2)</sup> , SI <sup>(2)</sup>
	Jordan Leggett	TE						2		Athlon <sup>(3)</sup>
	Deshawn Watson	QB	1		1	1	2	2		CBS <sup>(1)</sup> , ESPN <sup>(1)</sup> , USA <sup>(1)</sup> , Athlon <sup>(1)</sup> , SI <sup>(2)</sup>
2016	Ben Boulware	LB	3		2	2	2			USA Today <sup>(2)</sup>
	Jordan Leggett	TE				2				CBS <sup>(2)</sup>
	Cordrea Tankersley	CB	3							USA Today <sup>(1)</sup>
	Carlos Watkins	DT	2							CBS <sup>(1)</sup>
	Deshawn Watson	QB	2		2		2	2		SI <sup>(2)</sup>
	Christian Wilkins	DE	3		1	1	2	2		USA Today <sup>(1)</sup>
	Mike Williams	WR						2		Steele <sup>(2)</sup>
2017	Austin Bryant	DE	3			1	2			
	Tyrone Crowder	OG	3							
	Clelin Ferrell	DE	1			2		2	2	CBS <sup>(2)</sup> , SI <sup>(2)</sup> , USA Today <sup>(2)</sup>
	Mitch Hyatt	OT	2		2	2	2	1	2	ESPN <sup>(1)</sup> , The All-American <sup>(2)</sup> , USA Today <sup>(2)</sup>
	Dexter Lawrence	DT								Rivals <sup>(2)</sup>
	Ray-Ray McCloud	PR								PFF <sup>(2)</sup>
	Dorian O'Daniel	LB	2		2					BR <sup>(1)</sup> , SI <sup>(1)</sup>
	Christian Wilkins	DL	2		1		2	1	1	Rivals <sup>(1)</sup>
2018	Travis Etienne	RB	2		2	2	1	2		ESPN <sup>(1)</sup> , CBS <sup>(2)</sup> , SI <sup>(2)</sup> , TA <sup>(2)</sup>
	Clelin Ferrell	DE	1		1	1	1	1		CBS <sup>(1)</sup> , ESPN <sup>(1)</sup> , SI <sup>(1)</sup> , TA <sup>(1)</sup>
	Mitch Hyatt	OT	1		1	1	1	2	1	BR <sup>(1)</sup> , TA <sup>(1)</sup> , CBS <sup>(2)</sup>
	Tre Lamar	LB				2				
	Dexter Lawrence	DT				1				
	Trayvon Mullen	CB				2				
	* Christian Wilkins	DT	1		1	1	1	1	2	BR <sup>(1)</sup> , ESPN <sup>(1)</sup> , PFF <sup>(1)</sup> , SC <sup>(1)</sup> , TA <sup>(1)</sup> , CBS <sup>(2)</sup>
2019	Travis Etienne	RB	2		2	2	2	2		PFF <sup>(1)</sup> , USA <sup>(1)</sup> , SI <sup>(2)</sup> , Steele <sup>(2)</sup> , TA <sup>(2)</sup>
	Tee Higgins	WR								USA Today <sup>(2)</sup>
	Tanner Muse	S	3							PFF <sup>(2)</sup> , Steele <sup>(3)</sup>
	* Isaiah Simmons	LB	1		1	1	1	1		ESPN <sup>(1)</sup> , Rivals <sup>(1)</sup> , SI <sup>(1)</sup> , Steele <sup>(1)</sup> , TA <sup>(1)</sup> , USA Today <sup>(2)</sup>
	John Simpson	OL	2		1	1	1	1		ESPN <sup>(1)</sup> , Steele <sup>(1)</sup> , TA <sup>(2)</sup>
2020	Jackson Carman	OT								CBS <sup>(2)</sup>
	Travis Etienne	RB	1		2	1		1		ESPN <sup>(1)</sup> , TA <sup>(2)</sup> , USA Today <sup>(2)</sup>
	Trevor Lawrence	QB	3		2	1				Rivals <sup>(1)</sup> , TA <sup>(2)</sup>
	Nolan Turner	S			2					USA Today <sup>(2)</sup>
2021	Mario Goodrich	CB								PFF <sup>(3)</sup>
	Myles Murphy	DE								Steele <sup>(4)</sup>
	James Skalski	LB								Steele <sup>(3)</sup>
2022	<b>Barrett Carter</b>	<b>LB</b>								<b>Steele<sup>(4)</sup></b>
	Tyler Davis	DT					2			Steele <sup>(2)</sup>
	K.J. Henry	DE								PFF <sup>(3)</sup>
	Jeremiah Trotter Jr.	LB			2					PFF <sup>(3)</sup>
2023	Jeremiah Trotter Jr.	LB	2		2			2		ESPN <sup>(1)</sup> , SI <sup>(1)</sup> , FS <sup>(2)</sup> , PFF <sup>(2)</sup> , Steele <sup>(2)</sup> , TA <sup>(2)</sup> , USA Today <sup>(2)</sup>

\* - unanimous All-American; BR - Bleacher Report; CP - College & Pro Football Weekly; CT - Chicago Tribune; FS - Fox Sports; INS - International News Service; NEA - Newspaper Enterprise of America; PFF - Pro Football Focus; SC - Senior CLASS; SH - Scripps-Howard; TA - The Athletic; WC - Walter Camp



# ALL-AMERICANS

## CONSENSUS ALL-AMERICANS

Year	Player	Pos.
1967	Harry Olszewski	G
1974	Bennie Cunningham	TE
1979	Jim Stuckey	DT
1981	Jeff Davis	LB
	Terry Kinard	FS
1982	Terry Kinard	FS
1983	William Perry	MG
1986	Terrence Flagler	RB
1987	David Treadwell	PK
1988	Donnell Woolford	CB
1990	Stacy Long	OT
1991	Jeb Flesch	OG
	Levon Kirkland	LB
1993	Stacy Seegars	OG
1997	Anthony Simmons	LB
2000	Keith Adams	LB
2005	Tye Hill	CB
2006	Gaines Adams	DE
2009	C.J. Spiller	RB
2010	Da'Quan Bowers	DE
2011	Dwayne Allen	TE
2013	Vic Beasley	DE
2014	Vic Beasley	DE
2015	Shaq Lawson	DE
	Dashaun Watson	QB
2018	Clelin Ferrell	DE
	Mitch Hyatt	OT
	Christian Wilkins	DT
2019	Isaiah Simmons	LB
	John Simpson	OL
2020	Travis Etienne	RB

**OFFENSIVE LINEMAN  
JOHN SIMPSON WAS  
A CONSENSUS ALL-  
AMERICAN IN 2019.**

## AP ALL-AMERICANS

Year	Player	Pos.
1939	Banks McFadden	B
1959	Lou Cordileone	L
1974	Bennie Cunningham	TE
1978	Jerry Butler	WR
1979	Jim Stuckey	DT
1981	Terry Kinard	FS
1982	Terry Kinard	FS
1987	David Treadwell	PK
1990	Stacy Long	OT
1991	Jeb Flesch	OG
1993	Stacy Seegars	OG
1997	Anthony Simmons	LB
2000	Keith Adams	LB
2006	Gaines Adams	DE
2009	C.J. Spiller	AP
2010	Da'Quan Bowers	DE
2011	Dwayne Allen	TE
	Sammy Watkins	AP
2014	Vic Beasley	DE
2015	Shaq Lawson	DE
	Dashaun Watson	QB
2017	Clelin Ferrell	DE
2018	Clelin Ferrell	DE
	Mitch Hyatt	OT
	Christian Wilkins	DT
2019	Isaiah Simmons	LB
2020	Travis Etienne	RB

Note: First-team selections only.

## MULTI-YEAR ALL-AMERICANS

Player	Pos.	Years
Joe Blalock	WR	1940,41
Bennie Cunningham	TE	1974,75
Joe Bostic	OG	1977,78
Terry Kinard	FS	1981,82
William Perry	MG	1982-84
John Phillips	OG	1986,87
Donnell Woolford	CB	1987,88
Stacy Long	OT	1989,90
Chris Gardocki	PK	1989,90
Levon Kirkland	LB	1990,91
Stacy Seegars	OG	1992,93
Anthony Simmons	LB	1995-97
Keith Adams	LB	1999,00
Kyle Young	C	2000,01
Sammy Watkins	WR	2011-13
Vic Beasley	DE	2013,14
Christian Wilkins	DL	2016-18
Clelin Ferrell	DE	2017,18
Mitch Hyatt	OT	2017,18
Travis Etienne	RB	2018-20

Note: First-team selections only.

# ALL-AMERICAN TIGER STATS

## GAINES ADAMS

DE • Unanimous First Team, 2006

Year	GP-S	Plays	Hit	Ast	Tot	TFL	Sacks	Int	QP	PBU	CF-RF
2003	12-0	172	11	4	15	4-8	1-1	0-0	7	2	0-0
2004	11-1	346	22	13	35	8-26	5-20	0-0	5	4	0-0
2005	12-12	627	37	19	56	15-83	9.5-64	0-0	29	9	3-0
2006	13-13	582	42	20	62	17.5-106	12.5-87	0-0	25	6	2-3
Totals	48-26	1727	112	56	168	44.5-223	28-172	0-0	66	21	5-3

## KEITH ADAMS

ILB • First Team, 1999 • Consensus First Team, 2000

Year	GP-GS	Plays	Hits	Ast	Tot	TFL	Sacks	Int	PBU	CF-RF	QP
1998	11-0	176	14	31	45	0-0	0-0	0-0	0	1-0	1
1999	12-12	864	119	67	186	35-171	16-122	0-0	3	2-2	25
2000	12-12	753	81	67	148	19-99	7-74	1-27	3	4-0	19
Totals	35-24	1793	214	165	379	54-270	23-196	1-27	6	7-2	45

## MACKENSIE ALEXANDER

CB • Third Team, 2015

Year	GP-S	Plays	Hit	Ast	Tot	TFL	Sacks	Int	QP	PBU	CF-RF
2014	13-13	766	18	4	22	2-3	0-0	0-0	0	6	0-1
2015	14-13	733	27	3	30	2-8	0-0	0-0	1	6	0-0
Totals	27-26	1499	45	7	52	4-11	0-0	0-0	1	12	0-1

## DWAYNE ALLEN

TE • Consensus First Team, 2011

Year	GP-GS	Rec.	Yds	Avg	TD	Rush	Yds	Avg	TD
2009	14-6	10	108	10.8	3	0	0	---	0
2010	13-13	33	373	11.3	1	0	0	---	0
2011	14-14	50	598	12.0	8	0	0	---	0
Totals	41-33	93	1079	11.6	12	0	0	---	0

## OBED ARIRI

PK • First Team, 1980

Year	GP-GS	0-20	21-29	30-39	40-49	50+	Total	PATs	Pts
1977	12-11	1-1	2-2	3-3	3-6	1-8	10-20	23-24	53
1978	12-11	0-0	8-9	3-6	3-10	0-0	14-25	44-46	86
1979	12-11	2-2	4-7	6-6	4-6	0-1	16-22	14-15	62
1980	11-11	1-1	9-10	8-8	4-7	1-4	23-30	18-18	87
Totals	47-44	4-4	23-28	20-23	14-29	2-13	63-97	99-103	288

## THOMAS AUSTIN

OG • Third Team, 2009

Year	GP-GS	Plays	KD
2006	8-0	117	22
2007	13-12	780	90
2008	13-13	795	98
2009	14-14	809	106
Totals	48-39	2501	316

## TOM BARTON

DL • First, 1952

## VIC BEASLEY

DE • Consensus First Team, 2013,14

Year	GP-GS	Snaps	Hit	Ast	Tot	TFL	Sacks	Int	QP	PBU	CF-RF
2011	9-0	16	1	1	2	0-0	0-0	0-0	0	0	0-0
2012	13-0	288	14	4	18	8-55	8-55	0-0	8	2	1-0
2013	13-13	560	36	8	44	23-135	13-98	0-0	12	6	4-1
2014	13-12	557	32	5	37	21.5-116	12-95	0-0	9	3	2-1
Totals	48-25	1421	83	18	101	52.5-306	33-248	0-0	29	11	7-2

## NATHAN BENNETT

OG • Third Team, 2006

Year	GP-GS	Plays	KD
2003	13-7	599	45
2004	11-10	510	44
2005	10-8	550	74.5
2006	13-13	649	100
Totals	47-38	2308	263.5

## JOE BLALOCK

E • First Team, 1940,41

Year	GP-GS	Rec.	Yds	Avg	TD	Pts	Int-Yds	Rush	Avg	C-A-I-Yds
1939	10-9	15	322	21.47	3	18	0-0	4-21	5.3	1-3-0-23
1940	9-8	10	211	21.10	4	24	1-45	15-58	3.9	1-8-0-22
1941	9-9	13	240	18.50	4	26	0-0	16-64	4.0	0-1-0-0
Totals	28-26	38	773	20.34	11	68	1-45	35-143	4.1	2-12-0-45

## ROB BODINE

MG • First Team, 1991

Year	GP-GS	Plays	Hits	Ast	Tot	TFL	Sacks	PBU	CF-RF	QP
1989	12-12	420	28	32	60	7-26	2-17	1	0-0	6
1990	11-11	484	42	36	78	14-47	5.5-32	1	1-1	11
1991	12-12	560	72	36	108	27-111	7.5-62	0	2-1	11
Totals	35-35	1464	142	104	246	48-184	15-111	2	3-2	28

## JOE BOSTIC

OG • First Team, 1977,78

## BEN BOULWARE

LB • Second Team, 2016

Year	GP-GS	Snaps	Hit	Ast	Tot	TFL	Sacks	Int	QP	PBU	CF-RF
2013	11-0	73	13	12	25	1.5-2	0-0	1-1	0	0	0-0
2014	13-2	326	35	23	58	5-16	1-10	1-47	6	1	0-2
2015	15-15	850	95	43	138	8-38	3.5-25	2-15	23	7	3-1
2016	14-14	882	77	54	131	11.5-50	4-32	1-0	12	2	3-1
Totals	53-31	2131	220	132	352	26-106	8.5-67	5-63	41	10	6-4

## Da'QUAN BOWERS

DE • Unanimous First Team, 2010

Year	G-S	Snaps	Hit	Ast	Tot	TFL	Sacks	Int	QP	PBU	CF-RF
2008	13-6	480	39	8	47	8-26	1-8	0-0	15	3	0-1
2009	12-11	475	37	21	58	11-36	3-20	0-0	12	1	1-1
2010	13-13	683	62	12	74	26-153	15.5-112	1-0	20	2	1-0
Totals	38-30	1638	138	41	179	45-215	19.5-140	1-0	47	6	2-2

## TAJH BOYD

QB • First Team, 2012

Year	GP-GS	Comp	Att	Yds	Int	TD	Pct	Car	Yds	Avg	TD	Eff.
2010	7-0	33	63	329	3	4	52.4	23	33	1.4	1	107.7
2011	14-14	298	499	3828	12	33	59.7	142	218	1.5	5	141.2
2012	13-13	287	427	3896	13	36	67.2	186	514	2.8	10	165.6
2013	13-13	283	413	3851	11	34	68.5	154	400	2.6	10	168.7
Totals	47-40	901	1402	11,904	39	107	64.3	505	1165	2.3	26	155.2

## ANDRE BRANCH

DE • Second Team, 2011

Year	GP-GS	Snaps	Hit	Ast	Tot	TFL	Sacks	Int	QP	PBU	CF-RF
2008	7-0	143	9	2	11	1-2	0-0	0-0	1	1	0-0
2009	14-0	337	33	13	46	8-57	2-17	0-0	7	2	0-0
2010	13-13	651	36	19	55	7.5-31	5-21	0-0	15	7	0-0
2011	14-14	755	64	21	85	17-86	10.5-75	0-0	17	1	1-1
Totals	48-27	1886	142	55	197	33.5-176	17.5-113	0-0	40	11	1-1

## AUSTIN BRYANT

DE • First Team, 2017

Year	GP-GS	Snaps	Hit	Ast	Tot	TFL	Sacks	Int	QP	PBU	CF-RF
2015	13-0	219	26	9	35	2-18	1.5-17	0-0	4	1	0-0
2016	9-0	244	9	7	16	3-14	2-13	0-0	4	1	0-0
2017	14-14	677	50	8	58	15.5-56	8.5-37	1-0	12	2	2-0
2018	15-15	667	29	15	44	14.5-73	8-45	0-0	12	0	0-0
Totals	51-29	1807	114	39	153	35-161	20-112	1-0	32	4	2-0

## JEFF BRYANT

DT • Second Team, 1981

Year	GP-GS	Tot	Hit	Ast	TFL	Sacks	PBU	CF-RF
1978	12-0	31	13	18	1-6	0-0	0	0-0
1979	12-0	37	22	15	0-0	0-0	0	0-0
1980	11-8	52	31	21	7-42	5-45	1	0-1
1981	12-12	92	69	23	19-74	8-61	2	2-1
Totals	47-20	212	135	77	27-122	13-106	3	2-2

## JIM BUNDREN

OT • Second Team, 1997

Year	GP-GS	Plays	KD
1994	11-11	563	33
1995	12-12	650	24
1996	12-12	790	31
1997	12-12	769	43
Totals	47-47	2772	131

## JERRY BUTLER

WR • First Team, 1978

Year	GP-GS	Rec.	Yds	Avg	TD	Rush	Yds	KOR	Yds
1975	5-0	1	7	7.0	0	0	0	3	46
1976	11-11	33	484	14.6	4	3	23	3	32
1977	12-12	47	824	17.5	4	3	13	0	0
1978	12-12	58	908	15.7	3	0	0	0	0
Totals	40-35	139	2223	16.0	11	6	36	6	78

## JACKIE CALVERT

TB/S • First Team, 1950

Year	GP-GS	Cmp	Att	Int	Yds	TD	Pct	Eff	Att	Yds	Avg	TD	Rec	Yds
1948	5-0	1	6	0	10	0	.167	83.37	20	143	7.2	1	0	0
1949	10-7	16	51	5	318	2	.314	77.71	62	292	4.7	7	5	133
1950	11-9	23	44	3	557	6	.523	188.85	105	663	6.3	4	5	119
Totals	26-16	40	101	8	885	8	.396	123.50	187	1098	5.9	12	10	252

Year	Plays	Off.	Y/P	PR-Yds	KR-Yds	Int-Yds	TD	Pts	Punts	Yds	Avg
1948	26	153	5.9	4-77	1-15	1-15	1	6	1	49	49.0
1949	112	610	5.4	15-131	6-98	2-37	7	42	26	1087	41.8
1950	149	1220	8.2	14-225	6-89	2-7	6	36	4	178	44.5
Totals	287	1983	6.9	33-433	13-202	5-59	14	84	31	1314	42.4



# ALL-AMERICAN TIGER STATS

## JACKSON CARMAN

OT • Second Team, 2020

Year	GP-GS	Plays
2018	13-0	209
2019	15-15	799
2020	12-12	793
Totals	40-27	1801

## ROBERT CARSWELL

FS • Third Team, 2000

Year	GP-GS	Plays	Hit	Ast	Tot	TFL	Sacks	Int	QP	PBU	CF-RF
1997	12-6	405	30	21	51	2-10	0-0	0-0	0	6	1-0
1998	11-11	705	56	46	102	4-7	0-0	0-0	0	4	0-0
1999	12-12	869	89	40	129	1-2	0-0	6-72	0	3	1-1
2000	12-12	780	45	47	92	1-2	1-2	2-29	0	2	0-2
Totals	47-41	2759	220	154	374	8-21	1-2	8-101	0	15	2-3

## BARRETT CARTER

LB • Fourth Team, 2022

Year	GP-GS	Plays	Hits	Ast	Tot	TFL	Sacks	PBU	CF-RF	QP	Int-Yd
2021	13-1	179	12	14	26	1-2	0-0	1	0-1	3	0-0
2022	13-13	832	59	18	77	10.5-56	5.5-44	8	2-0	11	2-1
2023	12-12	633	51	16	67	9.5-40	3.5-25	6	0-1	6	1-0
Totals	38-26	1644	122	48	170	21-98	9-69	15	2-2	20	3-1

## LOU CORDILEONE

T • First Team, 1959

## BENNIE CUNNINGHAM

TE • Consensus First Team, 1974 • First Team, 1975

Year	GP-GS	Rec.	Yds	Avg	TD	Rush	Yds	Avg	TD
1973	11-11	22	341	15.5	1	11	73	6.6	0
1974	11-11	24	391	16.3	7	3	4	1.3	0
1975	11-11	18	312	17.3	2	3	4	1.3	0
Totals	33-33	64	1044	16.3	10	17	81	4.8	0

## JEFF DAVIS

LB • First Team, 1981

Year	GP-GS	Tot	Hit	Ast	TFL	Sacks	PBU	Int-Yd	CF-RF
1978	5-0	11	5	6	0-0	0-0	1	1-10	3-2
1979	12-12	123	63	60	6-25	0-0	5	3-17	0-0
1980	11-11	160	108	52	2-7	0-0	4	0-0	3-2
1981	12-12	175	119	56	10-37	4-27	6	0-0	4-4
Totals	40-35	469	295	174	18-69	4-27	16	4-27	10-8

## TYLER DAVIS

DT • Second Team, 2022

Year	GP-GS	Snaps	Hit	Ast	Tot	TFL	Sacks	Int	QP	PBU	CF-RF
2019	15-13	539	31	20	51	9-37	5.5-29	0-0	6	2	0-1
2020	7-7	196	13	4	17	5-22	2-16	0-0	2	1	0-0
2021	9-8	321	13	14	27	2.5-22	2.5-22	0-0	7	0	0-1
2022	12-11	495	20	7	27	9.5-40	5.5-27	0-0	15	1	0-1
2023	13-13	467	23	22	45	3.5-8	0.5-2	0-0	7	0	0-0
Totals	56-52	2018	100	67	167	29.5-129	16-96	0-0	37	4	0-3

## BRIAN DAWKINS

SS • Second Team, 1995

Year	GP-GS	Plays	Hits	Asts	Tot	TFL	PBU	Int-Yds-TD	CF-RF	BK
1992	11-0	29	14	11	25	0-0	0	0-0-0	1-0	0
1993	12-12	740	43	23	66	3-7	10	3-13-0	2-1	1
1994	11-11	724	52	19	71	2-8	4	2-33-0	0-1	1
1995	12-12	754	60	29	89	4-22	9	6-55-1	1-2	1
Totals	46-35	2247	169	82	251	9-37	23	11-101-1	4-4	3

## ANTWAN EDWARDS

DB • Third Team, 1998

Year	GP-GS	Plays	Hits	Ast	Tot	Int-Yds	PR-Yds	PBU	KOR-Yds
1995	12-0	212	23	18	41	0-0	4-57	2	2-40
1996	12-12	595	54	29	83	2-58	2-18	4	3-43
1997	11-11	694	38	14	52	4-81	0-0	15	12-280
1998	10-10	543	24	19	43	2-56	6-82	14	13-350
Totals	45-33	2044	139	80	219	8-195	12-157	35	30-713

## TRAVIS ETIENNE

RB • First Team, 2018 • First Team, 2019 • First Team, 2020

Year	GP-GS	Att	Yds	Avg.	TD	LG	Rec.	Yds	Avg	TD	KOR	Yds
2017	13-0	107	766	7.2	13	81	5	57	11.4	0	19	389
2018	15-15	204	1658	8.1	24	75	12	78	6.5	2	0	0
2019	15-15	207	1614	7.8	19	90	37	432	11.7	4	5	128
2020	12-12	168	914	5.4	14	72	48	588	12.3	2	8	189
Totals	55-42	686	5061	7.2	70	90	102	1155	11.3	8	32	706

## JAMES FARR

OG • Third Team, 1983

Year	GP-GS	Plays	KD
1980	11-1	125	9
1981	12-12	506	32
1982	11-11	602	35
1983	11-11	654	46
Totals	45-35	1887	122

## CLELIN FERRELL

DE • First Team, 2017 • Consensus First Team, 2018

Year	GP-GS	Snaps	Hit	Ast	Tot	TFL	Sacks	Int	QP	PBU	CF-RF
2016	15-15	759	34	16	50	12.5-38	6-38	0-0	24	2	0-0
2017	14-14	717	50	13	63	18-80	9.5-57	0-0	12	1	2-0
2018	15-15	691	37	16	53	19.5-82	11.5-59	0-0	15	4	3-1
Totals	44-44	2167	121	45	166	50-200	27-154	0-0	51	7	5-1

## TERRENCE FLAGLER

TB • First Team, 1986

Year	GP-GS	Att	Yds	Avg.	TD	LG	Rec.	Yds	Avg	TD	KOR	Yds
1982	9-0	29	120	4.0	0	14	0	0	0.0	0	4	108
1983	2-1	31	202	6.5	0	35	2	21	10.5	0	1	8
1984	10-2	75	350	4.7	5	43	8	63	7.5	2	0	0
1985	9-0	52	232	4.3	2	47	10	54	5.4	0	0	0
1986	12-10	192	1258	6.6	10	88	16	188	11.8	3	0	0
Totals	42-13	379	2162	5.7	17	88	36	326	9.1	5	5	116

## JEB FLESCHE

OG • Consensus First Team, 1991

Year	GP-GS	Plays	KD
1988	12-9	512	52
1989	12-12	759	85
1990	12-12	681	53
1991	12-12	705	77
Totals	48-45	2657	267

## DALTON FREEMAN

C • First Team, 2012

Year	GP-GS	Plays	KD
2009	13-9	547	44
2010	13-13	811	58
2011	14-14	1044	41
2012	13-13	959	28
Totals	53-49	3361	171

## STEVE FULLER

QB • Third Team, 1978

Year	GP-GS	Comp	Att	Yds	Int	TD	Pct	Car	Yds	Avg	TD
1975	8-1	22	46	354	3	2	47.8	47	148	3.1	0
1976	11-9	58	116	835	6	5	50.0	157	503	3.2	6
1977	12-12	106	205	1655	8	8	51.7	178	437	2.5	6
1978	12-12	101	187	1515	4	7	54.0	153	649	4.2	10
Totals	43-34	287	554	4359	21	22	51.8	535	1737	3.2	22

## BOBBY GAGE

TB/S • Second Team, 1948

Year	GP-GS	Comp	Att.	Int	Yds	TD	Pct	Eff.	Rushing			
									Att	Yds	Avg	Int-Yds
1945	8-4	8	14	1	171	1	.571	169.0	44	214	4.9	2-33
1946	5-4	24	44	3	388	2	.545	129.9	53	250	4.7	1-10
1947	9-9	47	115	13	1002	10	.409	120.2	114	502	4.4	2-16
1948	11-10	44	105	10	887	11	.419	129.3	105	343	3.3	5-38
Totals	33-27	123	278	27	2448	24	.442	127.2	316	1309	4.1	10-97

Year	KOR-Yds	PR-Yds	Plays	Off	Y/P	TD	Pts	Punts	Yds	Avg
1945	2-43	8-64	58	385	6.6	0	0	22	779	35.4
1946	4-86	5-74	97	638	6.6	2	12	15	530	35.3
1947	10-244	14-98	229	1504	6.6	7	42	52	1950	37.5
1948	5-118	12-203	210	1230	5.9	1	7	37	1317	35.6
Totals	21-491	39-439	594	3757	6.3	10	61	126	4576	36.3

## ROD GARDNER

WR • First Team, 2000

Year	GP-GS	Plays	Rec.	Yds	Avg.	TD	LG	20+	Y/G	KOR-Yds
1997	12-2	259	8	101	12.6	1	41	2	8.4	0-0
1998	11-3	317	20	263	13.2	1	63	2	23.1	0-0
1999	12-10	798	80	1084	13.6	4	49	15	90.3	0-0
2000	12-11	722	58	1050	18.1	7	50	20	87.5	8-168
Totals	47-26	2096	166	2498	15.0	13	63	39	53.1	8-168

# ALL-AMERICAN TIGER STATS

K.J. HENRY (#5) AND TYLER DAVIS (#13) WERE ALL-AMERICANS IN 2022.



## CHRIS GARDOCKI

PK • Third Team, 1989 • Second Team 1990

Year	GP-GS	0-29	30-39	40-49	+50	Tot	PAT	LK	Pts	KO	TB
1988	12-12	6-7	7-11	4-8	2-6	19-32	1-1	52	58	1	0
1989	12-12	10-10	2-5	10-13	0-1	22-29	41-41	49	107	32	9
1990	12-12	8-8	7-9	4-5	3-6	22-28	30-30	57	96	66	24
Totals	36-36	24-25	16-25	18-26	5-13	63-89	72-72	57	261	99	33

Year	Punts	Yds	-20	+50	Ret-Yd	LP	HB	Net	Avg
1988	45	1924	7	8	23-206	66	0	38.1	42.76
1989	48	2062	15	7	16-171	63	0	39.4	42.96
1990	58	2580	12	15	33-300	78	1	39.3	44.48
Totals	151	6566	34	30	72-677	78	1	39.1	43.48

## MARIO GOODRICH

CB • Third Team, 2021

Year	GP-S	Plays	Hit	Ast	Tot	TFL	Sacks	Int	QP	PBU	CF-RF
2018	14-0	113	4	3	7	0-0	0-0	0-0	0	3	0-0
2019	13-0	205	8	5	13	0-5-1	0-0	1-0	0	2	0-0
2020	8-4	237	12	4	16	0-0	0-0	2-5	0	1	0-1
2021	12-12	561	34	14	48	0-0	0-0	2-20	1	9	1-0
Totals	47-16	1116	58	26	84	0-5-1	0-0	5-25	1	15	1-1

## DALE HATCHER

P • Second Team, 1984

Year	GP-GS	P	Yds	Avg	-20	+50	LP	HB	Net
1981	11-10	44	1908	43.4	17	13	64	1	40.5
1982	11-11	46	1871	40.7	21	8	63	1	38.8
1983	11-11	47	2051	43.6	15	10	57	0	40.9
1984	11-11	54	2361	43.7	16	13	68	0	42.4
Totals	44-43	191	8191	42.9	69	44	68	2	40.7

## K.J. HENRY

DT • Third Team, 2022

Year	GP-GS	Saps	Hit	Ast	Tot	TFL	Sacks	Int	QP	PBU	CF-RF
2018	4-0	39	6	3	9	2-6	0-0	0-0	0	0	0-1
2019	15-0	350	9	13	22	4.5-16	2-11	0-0	3	3	0-0
2020	12-6	384	15	14	29	6-30	3.5-26	0-0	4	2	0-1
2021	13-4	339	17	11	28	6.5-26	4.5-24	0-0	8	0	1-1
2022	14-14	659	38	21	59	9-48	3.5-31	0-0	24	6	1-1
Totals	58-24	1771	85	62	147	28-126	13.5-92	0-0	39	11	2-4

## TEE HIGGINS

WR • Second Team, 2019

Year	GP-GS	Rec.	Yds	Avg	TD	LG	Rush	Yds	Avg	TD	KOR-Yds
2017	13-0	17	345	20.3	2	78	0	0	-----	0	1-3
2018	15-15	59	936	15.9	12	64	0	0	-----	0	0-0
2019	15-15	59	1167	19.8	13	65	1	36	36.0	1	0-0
Totals	43-30	135	2448	18.1	27	78	1	36	36.0	1	1-3

## LEROY HILL

LB • Third Team, 2004

Year	GP-S	Plays	Hit	Ast	Tot	TFL	Sacks	Int	QP	PBU	CF-RF
2001	10-0	135	19	12	31	1-1	0-0	0-0	0	1	0-0
2002	13-0	47	16	13	29	1-1	0-0	0-0	0	0	0-1
2003	13-13	757	110	35	145	27-92	8-57	3-4	8	2	1-1
2004	11-11	677	74	32	106	19-88	8-66	0-0	7	1	0-0
Totals	47-24	1616	219	92	311	48-182	16-123	3-4	15	4	1-2

## TYE HILL

CB • First Team, 2005

Year	GP-S	Plays	Hit	Ast	Tot	TFL	Sacks	Int	QP	PBU	CF-RF
2003	13-11	678	34	3	37	1-7	1-7	2-(-2)	0	7	1-0
2004	11-11	784	38	14	52	2-12	1-9	0-0	0	21	0-0
2005	12-12	717	41	13	54	5-14	1-1	3-35	0	7	1-1
Totals	36-34	2179	113	30	143	8-33	3-17	5-33	0	35	2-1

Year	GP-S	Plays	Car.	Yds	Avg	TD	LG	Rec	Yds	TD
2002	13-0	129	42	225	5.4	2	32	3	7	0



# ALL-AMERICAN TIGER STATS

## DeANDRE HOPKINS

WR • Second Team, 2012

Year	GP-GS	Rec.	Yds	Avg	TD	LG	Rush	Yds	PR	Yds	KOR-Yds
2010	12-8	52	637	12.3	4	45	0	0	2	33	2-32
2011	14-11	72	978	13.6	5	50	0	0	10	49	0-0
2012	13-13	82	1405	17.1	18	62	0	0	0	0	0-0
Totals	39-32	206	3020	14.7	27	62	0	0	12	82	2-32

## GREG HUEGEL

PK • Second Team, 2015

Year	GP-GS	0-29	30-39	40-49	50+	Tot	LK	PAT	Pts
2015	15-15	7-7	14-15	6-10	0-0	27-32	47	56-61	137
2016	15-15	5-6	4-6	5-7	0-0	14-19	47	71-73	113
2017	3-3	0-0	1-1	1-3	0-0	2-4	49	14-15	20
2018	15-15	3-3	5-7	3-6	0-0	11-16	49	76-78	109
Totals	48-48	15-16	24-29	15-26	0-0	54-71	49	217-227	379

## MITCH HYATT

OT • First Team, 2017 • Consensus First Team, 2018

Year	GP-GS	Plays	KD
2015	15-15	1049	37
2016	15-14	994	32.5
2017	13-13	842	30
2018	15-15	869	N/A
Totals	58-57	3754	N/A

## DONALD IGWEBUIKE

PK • Third Team, 1984

Year	GP-GS	0-29	30-39	40-49	+50	FGM-A	LK	XPM-XPA	Pts
1981	12-9	2-2	6-7	1-4	1-4	10-17	52	1-1	31
1982	11-2	0-0	1-1	1-2	1-1	3-4	55	0-0	9
1983	10-0	1-1	0-0	1-1	1-3	3-5	55	1-1	10
1984	11-11	4-4	4-5	6-6	2-2	16-17	53	41-41	89
Totals	44-22	7-7	11-13	9-13	5-10	32-43	55	43-43	139

## GRADY JARRETT

DT • Third Team, 2014

Year	GP-GS	Snaps	Hit	Ast	Tot	TFL	Sacks	Int	QP	PBU	CF-RF
2011	9-0	61	1	1	2	0-0	0-0	0-0	1	0	0-0
2012	13-11	512	27	22	49	8.5-25	2-16	0-0	10	1	0-1
2013	13-13	539	46	37	83	11-15	2-2	0-0	14	0	0-2
2014	13-13	530	37	36	73	10-40	1.5-11	0-0	12	0	2-1
Totals	48-37	1642	111	96	207	29.5-80	5.5-29	0-0	37	1	2-4

## RALPH JENKINS

C • Second Team, 1945

## JAYRON KEARSE

SS • First Team, 2015

Year	GP-GS	Plays	Hit	Ast	Tot	TFL	Sacks	Int	QP	PBU	CF-RF
2013	12-3	444	34	21	55	0.5-2	0-0	4-62	0	0	1-0
2014	13-12	698	54	13	67	5-25	3-20	2-21	1	7	0-1
2015	15-14	856	71	16	87	6.5-24	0-0	1-0	5	8	1-1
Totals	40-29	1998	159	50	209	12-51	3-20	7-83	6	15	2-2

## TERRY KINARD

DB • First Team, 1981 • Unanimous First Team, 1982

Year	GP-GS	Tot	Hit	Ast	TFL	PBU	Int-Yd-LG	CF-RF	PR-Yds-Avg
1979	12-3	35	15	20	0-0	5	3-93-40	0-0	0-0-0
1980	9-9	73	36	37	0-0	7	2-0-0	2-1	12-50-4.2
1981	12-12	95	74	21	1-5	6	6-51-19	1-0	0-0-0
1982	11-11	89	62	27	1-1	12	6-3-3	1-1	0-0-0
Totals	44-35	292	187	105	2-6	30	17-147-40	4-2	12-50-4.2

## LEVON KIRKLAND

OLB • Second Team, 1990 • First Team, 1991

Year	GP-GS	Plays	Hits	Ast	Tot	TFL	Sacks	PBU	CF-RF	QP	Int-Yd
1988	12-7	446	38	33	71	9-70	5.5-62	2	2-1	6	1-22
1989	12-12	463	38	39	77	9-70	6.5-64	7	2-3	16	3-47
1990	12-12	483	30	28	58	10-30	1.5-15	8	2-1	18	0-0
1991	12-12	536	47	20	67	12-55	5.5-35	6	1-2	15	0-0
Totals	48-43	1928	153	120	273	40-225	19-176	23	7-7	55	4-69

## TRE LAMAR

LB • Second Team, 2018

Year	GP-GS	Plays	Hits	Ast	Tot	TFL	Sacks	PBU	CF-RF	QP	Int-Yd
2016	15-0	102	13	9	22	2.5-4	1-2	1	0-0	0	0-0
2017	10-8	331	30	22	52	5-35	4-31	1	1-1	3	0-0
2018	14-14	565	57	28	85	5.5-35	3-28	1	0-0	8	1-43
Totals	39-22	998	100	59	159	13-74	8-61	3	1-1	11	1-43

## DEXTER LAWRENCE

DT • Second Team, 2017 • First Team, 2018

Year	GP-GS	Snaps	Hit	Ast	Tot	TFL	Sacks	Int	QP	PBU	CF-RF
2016	15-11	643	48	31	79	9.5-44	7-33	0-0	23	1	0-2
2017	12-12	438	22	17	39	3-18	2.5-17	0-0	5	1	1-0
2018	13-13	460	30	14	44	7.5-23	1.5-12	0-0	15	3	0-1
Totals	40-36	1541	100	62	162	20-85	11-62	0-0	43	5	1-3

## TREVOR LAWRENCE

QB • First Team, 2020

Year	GP-GS	Comp	Att	Yds	Int	TD	Pct	Car	Yds	Avg	TD	Eff.
2018	15-11	259	397	3280	4	30	65.2	60	177	3.0	1	157.6
2019	15-15	268	407	3665	8	36	65.8	103	563	5.5	9	166.8
2020	10-10	231	334	3153	5	24	69.2	68	203	3.0	8	169.2
Totals	40-36	758	1138	10,098	17	90	66.6	231	943	4.1	18	164.3

## SHAQ LAWSON

DE • First Team, 2015

Year	GP-GS	Snaps	Hit	Ast	Tot	TFL	Sacks	Int	QP	PBU	CF-RF
2013	13-0	337	17	18	35	10-43	4-17	0-0	9	1	0-0
2014	13-1	295	30	14	44	11-50	3.5-31	0-0	5	0	1-0
2015	15-15	722	64	24	88	25.5-123	12.5-90	0-0	15	1	1-0
Totals	41-16	1354	111	56	167	46.5-216	20-138	0-0	29	2	2-0

## JORDAN LEGGETT

TE • Second Team, 2015 • Second Team, 2016

Year	GP-GS	Rec.	Yds	Avg	TD	Rush	Yds	Avg	TD
2013	10-1	12	176	14.7	2	0	0	---	0
2014	11-7	14	161	11.5	1	0	0	---	0
2015	15-15	40	525	13.1	8	0	0	---	0
2016	15-15	46	736	16.0	7	0	0	---	0
Totals	51-38	112	1598	14.3	18	0	0	---	0

## STACY LONG

OT • First Team 1989 • Consensus First Team 1990

Year	GP-GS	Plays	KD
1986	5-1	39	3
1988	12-1	344	17
1989	12-12	734	69
1990	11-11	601	52
Totals	40-25	1718	141

## BRIAN MANCE

CB • Fourth Team, 2002

Year	GP-GS	Plays	Hit	Ast	Tot	TFL	Int.	PBU	CF-RF	PR	KOR
1999	12-0	49	12	3	15	1-4	0-0	0	0-0	0-0	0-0
2000	12-3	279	24	15	39	1-2	3-72	5	1-1	6-192	6-157
2001	11-11	774	31	17	48	0-0	3-0	7	0-0	16-211	25-588
2002	13-13	823	50	12	62	1-14	6-1	11	2-0	4-31	2-43
Totals	48-27	1925	117	47	164	3-20	12-73	23	3-1	26-434	33-788

## WAYNE MASS

OT • First Team, 1966

## DeANDRE McDANIEL

S • First Team, 2009 • Third Team, 2010

Year	G-S	Snaps	Hit	Ast	Tot	TFL	Sacks	Int	QP	PBU	CF-RF	PR
2007	13-0	438	27	6	33	4-11	0-0	2-0	3	6	0-0	1-7
2008	13-8	630	54	23	77	4-23	0-0	1-1	8	6	2-1	0-0
2009	14-14	892	74	28	102	5-17	2-11	8-128	3	2	1-0	0-0
2010	13-13	790	64	20	84	5.5-17	0-0	4-33	2	6	0-0	0-0
Totals	53-35	2750	219	77	296	18.5-68	2-11	15-162	16	20	3-1	1-7

## ED McDANIEL

LB • First Team, 1991

Year	GP-GS	Plays	Hits	Ast	Tot	TFL	Sacks	CF-RF	PBU	Int-Yd
1988	12-9	570	62	42	104	4-11	0-0	3-1	4	0-0
1989	12-6	363	32	30	62	3-4	0-0	1-0	5	0-0
1990	12-12	547	75	34	109	13-53	1-13	4-2	2	1-10
1991	12-11	554	72	42	114	10-22	0-0	2-1	3	0-0
Totals	48-38	2034	241	148	389	30-90	1-13	10-4	14	1-10

## CHRIS McDUFFIE

OG • Second Team, 2007

Year	GP-GS	Plays	KD
2004*	10-0	128	0
2005	11-0	92	11
2006	13-5	340	50
2007	12-11	619	84
Totals	46-16	1179	145

\* - played defense and had 12 tackles

## BANKS McFADDEN

B • First Team, 1939

Year	GP-GS	Comp.	Att.	Int	Yds	Pct	Car.	Yds	Avg	Rec.	Yds	Avg
1937	9-0	0	2	1	0	.000	34	185	5.4	8	164	20.5
1938	9-6	10	20	0	169	.500	66	342	5.2	2	26	13.0
1939	9-8	31	70	6	581	.443	78	469	6.0	1	23	23.0
Totals	27-14	41	92	7	750	.446	178	996	5.6	11	213	19.4

Year	Plays	Off.	Y/P	TD	Pts	Int-Yds	Punts	Yds	Avg
1937	36	185	5.13	2	13	1-0	19	640	34.0
1938	86	511	5.94	5	31	1-5	29	1139	39.3
1939	148	1050	7.09	5	30	2-27	65	2828	43.5
Totals	270	1746	6.47	12	74	4-32	113	4607	40.8

# ALL-AMERICAN TIGER STATS

## JUSTIN MILLER

KR • Second Team, 2004

Year	GP-S	Plays	Hit	Ast	Tot	TFL	Int	PBU	CF-RF	KOR	PR ^TD
2002	13-8	674	43	18	61	0-0	8-50	9	2-0	13-456	0-0
2003	13-13	819	45	9	54	2-7	2-30	13	1-0	17-417	8-73
2004	11-11	718	46	8	54	0-0	3-14	9	0-1	20-661	26-339
Totals	37-32	2211	134	35	169	2-7	13-94	31	3-1	50-1534	34-412

^ - kickoff and punt returns; Note: Also played four snaps on offense in 2004.

## TRAYVON MULLEN

CB • Second Team, 2018

Year	GP-S	Plays	Hit	Ast	Tot	TFL	Sacks	Int	QP	PBU	CF-RF
2016	13-0	115	9	6	15	0.5-2	0-0	0-0	1	1	0-0
2017	13-12	658	35	7	42	0-0	0-0	3-0	0	7	0-0
2018	15-14	701	32	5	37	4-22	2-15	1-46	2	4	1-0
Totals	41-26	1474	76	18	94	4.5-24	2-15	4-46	3	12	1-0

## MYLES MURPHY

DE • Fourth Team, 2021

Year	GP-GS	Snaps	Hit	Ast	Tot	TFL	Sacks	Int	QP	PBU	CF-RF
2020	12-6	414	29	22	51	12-59	4-25	0-0	8	1	3-0
2021	13-10	547	23	20	43	14-55	7-38	0-0	12	2	2-0
2022	13-11	580	31	14	45	11-42	6.5-33	0-0	8	3	1-0
Totals	38-27	1541	83	56	139	37-156	17.5-96	0-0	28	6	6-0

## TANNER MUSE

S • Second Team, 2019

Year	GP-GS	Plays	Hit	Ast	Tot	TFL	Sacks	Int	QP	PBU	CF-RF
2016	15-0	106	19	5	24	0-0	0-0	1-64	0	1	0-0
2017	14-9	482	37	27	64	2-6	0-0	0-0	1	4	0-1
2018	15-15	664	45	31	76	2.5-12	2-11	2-25	3	5	1-0
2019	15-15	669	51	22	73	6-22	2-16	4-13	2	5	0-0
Totals	59-39	1921	152	85	237	10.5-40	4-27	7-102	6	15	1-1

## LEE NANNEY

OT • Second Team, 1981

Year	GP-GS	Plays
1978	1-0	10
1979	12-12	630
1980	11-11	645
1981	12-12	816
Totals	36-35	2101

## DORIAN O'DANIEL

LB • First Team, 2017

Year	GP-GS	Snaps	Hit	Ast	Tot	TFL	Sacks	Int	QP	PBU	CF-RF
2014	12-1	87	26	5	31	1-10	1-10	0-0	0	0	1-0
2015	15-0	181	27	5	32	5.5-27	0-0	0-0	0	1	0-0
2016	15-12	479	50	10	60	10-35	2.5-15	1-1	6	1	1-0
2017	14-14	718	72	32	104	11.5-44	5-35	2-66	6	3	0-2
Totals	56-27	1465	175	52	227	28-116	8.5-60	3-67	12	5	2-2

## HARRY OLSZEWSKI

OG • First Team, 1967

## MICHAEL DEAN PERRY

DT • First Team, 1987

Year	GP-GS	Tot	Hits	Ast	TFL	Sacks	CF-RF	PBU
1984	11-10	75	48	27	15-63	7-37	3-0	1
1985	7-6	34	19	15	7-20	2-5	1-0	6
1986	12-5	56	31	25	15-84	9-60	0-0	5
1987	11-11	74	52	22	24-128	10-86	1-0	3
Totals	41-32	239	150	89	61-295	28-188	5-0	15

## WILLIAM PERRY

DT • Third Team, 1982 • Consensus First Team, 1983 • First Team, 1984

Year	GP-GS	Tot	Hit	Ast	TFL	Sacks	CF-RF	PBU	BK
1981	12-4	48	33	15	9-50	4-44	1-2	0	0
1982	11-7	52	30	22	9-66	5-38	3-1	0	0
1983	11-4	61	38	23	15-67	6-40	2-1	1	0
1984	11-11	100	67	33	27-111	10-69	2-3	1	1
Totals	45-26	261	168	93	60-294	25-191	8-7	2	1

## JOHN PHILLIPS

OG • First Team, 1986 • Second Team, 1987

Year	GP-GS	Plays	KD
1984	11-0	50	0
1985	12-8	621	42
1986	12-12	864	100
1987	12-12	795	103
Totals	47-32	2330	245

## O.K. PRESSLEY

C • Third Team, 1928

## STEVE REESE

OG • Second Team, 1985

Year	GP-GS	Plays	KD
1982	10-0	100	12
1983	11-7	462	30
1984	11-11	572	42
1985	12-12	850	82
Totals	44-30	1984	166

## JOHNNY REMBERT

LB • Third Team, 1982

Year	GP-GS	Tot	Hit	Ast	TFL	Sacks	PBU	Int-Yds	CF
1981	12-1	22	19	3	1-5	0-0	3	2-15	0
1982	10-9	64	37	27	8-23	1-2	5	6-128	3
Totals	22-10	86	56	30	9-28	1-2	8	8-143	3

## BARRY RICHARDSON

OT • First Team, 2007

Year	GP-GS	Plays	KD
2004	11-7	471	19
2005	12-12	733	47
2006	13-13	684	75
2007	13-12	890	65
Totals	49-44	2778	206

## JAMES ROBINSON

DT • Second Team, 1983

Year	GP-GS	Tot	Hits	Ast	TFL	Sacks	CF-RF	PBU
1979	12-0	7	5	2	3-9	1-5	0-0	0
1980	11-5	47	33	14	5-23	2-12	0-0	2
1981	11-2	42	28	14	4-22	3-20	0-2	3
1983	11-11	83	57	26	13-20	5-43	2-2	5
Totals	45-18	179	123	56	25-74	11-80	2-4	10

## STACY SEEGARS

OG • Second Team, 1992 • First Team, 1993

Year	GP-GS	Plays	KD
1990	6-0	69	2
1991	12-12	808	50
1992	11-11	791	103
1993	12-12	789	58
Totals	41-35	2457	213

## ANTHONY SIMMONS

ILB • Third Team, 1995 • First Team, 1996 • Consensus First Team, 1997

Year	GP-GS	Play	Hits	Ast	Tot	TFL	Sacks	PBU
1995	12-11	568	78	72	150	11-43	3.5-24	3
1996	12-12	709	92	86	178	16-58	7-58	2
1997	12-12	665	95	63	158	25-101	8-57	4
Totals	36-35	1942	265	221	486	52-202	18.5-139	9

## ISAIAH SIMMONS

LB • Unanimous First Team, 2019

Year	GP-GS	Plays	Hits	Ast	Tot	TFL	Sacks	PBU	CF-RF	QP	Int-Yd
2017	14-0	258	32	17	49	3-9	1-6	5	1-0	0	0-0
2018	15-14	780	74	23	97	9.5-33	1.5-2	7	3-0	2	1-27
2019	15-15	818	81	26	107	16-90	8-52	10	1-1	15	3-42
Totals	44-29	1856	187	66	253	28.5-132	10.5-60	22	5-1	17	4-69

## JOHN SIMPSON

OL • Consensus First Team, 2019

Year	GP-GS	Plays	KD
2016	9-0	160	4
2017	12-0	300	11
2018	15-15	858	N/A
2019	14-14	729	N/A
Totals	50-29	2047	N/A

## JAMES SKALSKI

LB • Third Team, 2021

Year	GP-GS	Plays	Hits	Ast	Tot	TFL	Sacks	PBU	CF-RF	QP	Int-Yd
2016	14-0	20	9	5	14	2-14	1-10	0	0-0	1	0-0
2017	14-2	174	17	20	37	2-5	0.5-2	0	0-0	2	0-0
2018	4-0	38	4	6	10	1-1	0-0	0	0-0	0	0-0
2019	15-15	699	74	31	105	7.5-47	4.5-31	4	1-1	10	0-0
2020	9-8	291	28	16	44	3.5-14	1.5-10	2	0-1	3	0-0
2021	13-13	698	60	40	100	4.5-13	2.5-9	6	0-0	14	0-0
Totals	69-38	1920	192	118	310	20.5-94	10-62	12	1-2	30	0-0

## C.J. SPILLER

RB/KR • Unanimous First Team, 2009

Year	G-S	Snaps	Car	Yds	Avg	TD	Rec	Yds	TD	PR	KOR
2006	13-1	322	129	938	7.3	10	19	210	2	11-33	13-234
2007	13-5	508	145	768	5.3	3	34	271	2	16-137	19-547
2008	12-1	359	116	629	5.4	7	34	436	3	18-189	19-516
2009	14-12	505	216	1212	5.6	12	36	503	4	8-210	23-755
Totals	52-19	1694	606	3547	5.9	32	123	1420	11	53-569	74-2052



# ALL-AMERICAN TIGER STATS

## JIM STUCKEY

DT • First Team, 1979

Year	GP-GS	Tot	Hits	Ast	TL	Sacks	CF-RF	PBU
1976	10-4	33	19	14	4	0	0-0	0
1977	12-12	88	46	42	5	4	1-1	2
1978	12-12	87	46	41	7	4	1-0	2
1979	12-12	106	63	43	20	10	1-0	0
Totals	46-40	314	174	140	36	18	3-1	4

## CORDREA TANKERSLEY

CB • First Team, 2016

Year	GP-S	Plays	Hit	Ast	Tot	TFL	Sacks	Int	QP	PBU	CF-RF
2013	12-0	21	6	7	13	0.5-0	0-0	0-0	0	0	0-0
2014	13-0	137	9	2	11	0-0	0-0	0-0	0	0	0-0
2015	15-15	887	51	9	60	3.5-5	1-3	5-50	1	11	0-0
2016	15-15	861	55	10	65	6-13	0-0	4-22	0	11	0-0
Totals	55-30	1906	121	28	149	10-18	1-3	9-72	1	22	0-0

## DAVE THOMPSON

OG • First Team, 1970

## DAVID TREADWELL

PK • Consensus First Team, 1987

Year	GP-GS	0-29	30-39	40-49	+50	Tot	PAT	LK	Pts
1985	11-11	4-6	8-8	5-8	0-2	17-24	25-25	49	76
1986	12-12	7-7	3-5	2-8	0-0	12-20	34-34	46	70
1987	11-11	7-8	7-8	4-6	0-0	18-22	33-34	43	87
Totals	34-34	18-21	18-21	11-22	0-2	47-66	92-93	49	233

## JEREMIAH TROTTER JR.

LB • Second Team, 2022 • First Team, 2023

Year	GP-GS	Plays	Hits	Ast	Tot	TFL	Sacks	PBU	CF-RF	QP	Int-Yd
2021	13-0	59	14	8	22	1-2	1-2	0	0-0	0	0-0
2022	14-14	678	74	18	92	13.5-38	6.5-27	6	1-0	6	2-35
2023	12-12	676	62	26	88	15-62	5.5-38	6	2-0	16	2-28
Totals	39-26	1413	150	52	202	29.5-102	13-67	12	3-0	22	4-63

## NOLAN TURNER

S • Second Team, 2020

Year	GP-GS	Plays	Hit	Ast	Tot	TFL	Sacks	Int	QP	PBU	CF-RF
2017	13-0	44	9	5	14	1-1	1-1	0-0	0	1	0-0
2018	15-0	391	31	13	44	2.5-6	0-0	1-24	0	3	0-0
2019	15-4	538	37	29	66	2-9	0-0	2-0	0	10	1-0
2020	12-11	564	49	17	66	6-8	0-0	3-52	0	3	0-0
2021	10-10	608	44	25	69	2-10	2-10	1-2	1	3	1-0
Totals	65-25	2145	170	89	259	13.5-34	3-11	8-78	1	20	2-0

DAVID TREADWELL  
WAS A FIRST-TEAM ALL-  
AMERICAN IN 1987.

## PERRY TUTTLE

WR • First Team, 1981

Year	GP-GS	Rec.	Yds	Avg	TD	LG	Rush	Yds	Avg	TD	KOR-Yds
1978	11-0	9	192	21.3	1	39	5	55	11.0	0	0-0
1979	12-12	36	544	15.1	4	81	2	12	6.0	0	0-0
1980	11-11	53	915	17.3	4	63	2	23	11.5	0	0-0
1981	12-12	52	883	17.0	8	80	3	21	7.0	0	12-266
Totals	46-35	150	2534	16.9	17	81	12	111	9.3	0	12-266

## CARLOS WATKINS

DT • First Team, 2016

Year	GP-GS	Snap	Hit	Ast	Tot	TFL	Sacks	Int	QP	PBU	CF-RF
2012	9-0	113	9	7	16	1-5	0-0	0-0	3	0	0-0
2013	3-1	90	5	6	11	1.5-2	0-0	0-0	1	0	0-0
2014	11-0	135	6	7	13	2-7	0-0	0-0	4	0	0-0
2015	15-14	570	47	22	69	8-27	3.5-18	1-15	8	3	0-0
2016	15-15	758	47	35	82	13.5-65	10.5-58	0-0	13	4	0-1
Totals	53-30	1666	114	77	191	26-106	14-76	1-15	29	7	0-1

## SAMMY WATKINS

WR/KR • First Team, 2011 • First Team, 2012 • First Team, 2013

Year	GP-GS	Rec.	Yds	Avg	TD	LG	Rush	Yds	Avg	TD	KOR-Yds
2011	13-10	82	1219	14.9	12	65	32	231	7.2	0	33-826
2012	10-7	57	708	12.4	3	61	14	97	6.9	1	13-257
2013	13-12	101	1464	14.5	12	96	6	11	1.8	0	14-293
Totals	36-29	240	3391	14.1	27	96	52	339	6.5	1	60-1376

## DESHAUN WATSON

QB • First Team, 2015 • Second Team, 2016

Year	GP-GS	Comp	Att	Yds	Int	TD	Pct	Car	Yds	Avg	TD	Eff.
2014	8-5	93	137	1466	2	14	67.9	63	200	3.2	5	188.6
2015	15-15	333	491	4104	13	35	67.8	207	1105	5.5	12	156.3
2016	15-15	388	579	4593	17	41	67.0	166	626	3.8	9	151.1
Totals	38-35	814	1207	10,163	32	90	67.4	436	1931	4.4	26	157.5

## NELSON WELCH

PK • Third Team, 1992

Year	GP-GS	0-29	30-39	40-49	50+	Tot	LK	PAT	Pts
1991	12-12	8-10	6-8	5-6	0-3	19-27	47	31-35	88
1992	11-11	9-10	4-7	7-9	2-2	22-28	53	23-25	89
1993	12-12	9-11	4-5	2-8	0-0	15-24	47	17-18	62
1994	11-11	5-6	6-8	5-8	0-0	16-22	47	14-14	62
Totals	46-46	31-37	20-28	19-31	2-5	72-101	53	85-92	301

## JOEL WELLS

B • Third Team, 1955

Year	GP-GS	Att	Yds	Avg	TD	Rec.	Yds	Avg	TD	PR-Yds	Int-Yds	KR-Yds
1954	10-7	74	352	4.8	3	3	34	11.3	0	2-13	1-0	2-20
1955	10-10	135	782	5.8	5	3	87	29.0	1	7-56	2-37	8-181
1956	11-11	156	678	4.3	6	4	80	20.0	0	2-16	2-6	6-140
Totals	31-28	365	1812	5.0	14	10	201	20.1	1	11-85	5-43	16-341

## CHRISTIAN WILKINS

DE • First Team, 2016 • First Team, 2017 • Unanimous First Team, 2018

Year	GP-GS	Snap	Hit	Ast	Tot	TFL	Sacks	Int	QP	PBU	CF-RF
2015	15-1	453	57	27	84	4.5-19	2-14	0-0	12	0	1-0
2016	15-15	706	41	15	56	13-52	3.5-23	0-0	20	10	0-2
2017	14-14	668	35	18	53	8.5-27	4.5-22	0-0	11	4	0-0
2018	15-15	614	37	20	57	15-70	6-41	0-0	13	2	2-2
Totals	59-45	2441	170	80	250	41-168	16-100	0-0	56	16	3-4

## MIKE WILLIAMS

WR • Second Team, 2016

Year	GP-GS	Rec.	Yds	Avg	TD	LG	Rush	Yds	Avg	TD	KOR-Yds
2013	13-3	20	316	15.8	3	30	0	0	----	0	0-0
2014	13-11	57	1030	18.1	6	56	0	0	----	0	0-0
2015	1-1	2	20	10.0	1	16	0	0	----	0	0-0
2016	15-15	98	1361	13.9	11	50	0	0	----	0	0-0
Totals	42-30	177	2727	15.4	21	56	0	0	----	0	0-0

## DONNELL WOOLFORD

CB • First Team, 1987 • Consensus First Team, 1988

Year	GP-GS	Tot	Hits	Ast	TFL	Int-Yd	PR-Yd	Avg	PBU
1985	12-0	21	12	9	0-0	1-34	1-14	14.0	2
1986	11-11	53	37	16	3-3	3-(-8)	25-203	8.1	12
1987	12-12	52	38	14	4-8	5-0	23-345	15.0	15
1988	12-12	61	45	16	5-18	1-0	29-192	6.6	15
Totals	47-35	187	132	55	12-29	10-26	78-754	9.7	44

## KYLE YOUNG

C • Second Team, 2000 • Third Team, 2001

Year	GP-GS	Plays	KD
1998	11-4	479	41
1999	12-12	919	83
2000	12-12	766	120
2001	12-12	854	168
Totals	47-40	3018	412





# ALL-ACC SELECTIONS

CARLOS WATKINS WAS ONE OF NINE TIGERS NAMED FIRST-TEAM ALL-ACC IN 2016.



2000 Keith Adams LB Jr. 1	C.J. Spiller ST Jr. 1	Vic Beasley DE Sr. <sup>(1)</sup> 1	Dorian O'Daniel LB Sr. 2	Amari Rodgers WR Sr. 1
Alex Ardley CB Jr. 1	Thomas Austin OL Jr. 2	Grady Jarrett DT Sr. <sup>(1)</sup> 1	Deon Cain WR Jr. 3	Matt Bockhorst OG Jr. 2
Robert Carswell FS Sr. 1	Aaron Kelly WR Sr. 2	Garry Peters CB Sr. <sup>(1)</sup> 2	Travis Etienne RB Jr. 3	Andrew Booth Jr. CB So. 2
Terry Jolly DT Sr. 1	C.J. Spiller RB Jr. 2	Artavis Scott WR Fr. <sup>(2)</sup> 2	Taylor Hearn OG Jr. 3	Jackson Carman OT Jr. 2
Kyle Young C Jr. 1	2009 DeAndre McDaniel S Jr. 1	Mike Williams WR So. <sup>(2)</sup> 2	Kendall Joseph LB Jr. 3	James Skalski LB Sr. 2
Travis Zachery RB Jr. 1	Michael Palmer TE Sr. 1	2015 Mackensie Alexander CB So. <sup>(1)</sup> 1	Hunter Renfrow WR Jr. 3	Nolan Turner S Sr. 2
Rod Gardner WR Sr. 2	C.J. Spiller KR Sr. 1	Shaq Lawson DE Jr. <sup>(1)</sup> 1	2018 Travis Etienne RB So. 1	Cornell Powell WR Sr. 3
Will Merritt OG Jr. 2	Thomas Austin OG Sr. 2	Eric Mac Lain OG Sr. <sup>(1)</sup> 1	Clelin Ferrell DE Jr. 1	2021 Andrew Booth Jr. CB Jr. 1
2001 Woodrow Dantzler QB Sr. 1	Jacoby Ford WR Sr. 2	Artavis Scott WR So. <sup>(1)</sup> 1	Mitch Hyatt OT Sr. 1	Tyler Davis DT Jr. 1
Chad Carson LB Sr. 2	Chris Hairston OT Jr. 2	Carlos Watkins DT Jr. <sup>(2)</sup> 1	Dexter Lawrence DT Jr. 1	Mario Goodrich CB Sr. 1
Charles Haffey DB Sr. 2	Ricky Sapp DE Sr. 2	Deshaun Watson QB So. <sup>(1)</sup> 1	Christian Wilkins DT Sr. 1	James Skalski LB Sr. 1
Will Merritt OG Sr. 2	C.J. Spiller RB Sr. 2	Ben Boulware LB Jr. <sup>(1)</sup> 2	Tremayne Anchrum OT Jr. 2	Jordan McFadden OT Jr. 2
Kyle Young C Sr. 2	2010 Da'Quan Bowers DE Jr. 1	Wayne Gallman RB So. <sup>(1)</sup> 2	Justin Falcinelli C Sr. 2	Myles Murphy DE So. 2
2002 Nick Eason DT Sr. 1	Chris Hairston OT Sr. 1	B.J. Goodson LB Sr. <sup>(2)</sup> 2	Tee Higgins WR So. 2	B.T. Potter PK Sr. 2
Brian Mance CB Sr. 2	Jarvis Jenkins DT Sr. 1	Jay Guillermo C Jr. <sup>(2)</sup> 2	Tre Lamar LB Jr. 2	Bryan Bresee DT So. 3
Bryant McNeal DE Sr. 2	DeAndre McDaniel S Sr. 1	Greg Huegel PK Fr. <sup>(2)</sup> 2	Trevor Lawrence QB Fr. 2	Andrew Mukuba S Fr. 3
Justin Miller DB Fr. 2	Dwayne Allen TE So. 2	Jayron Kearse S Jr. <sup>(2)</sup> 2	Trayvon Mullen CB Jr. 2	Xavier Thomas DE Sr. 3
2003 Leroy Hill LB Jr. 1	2011 Dwayne Allen TE Jr. 1	Jordan Leggett TE Jr. <sup>(2)</sup> 2	Sean Pollard OG Jr. 2	2022 Tyler Davis DT Sr. 1
Derrick Hamilton WR Jr. 2	Tajh Boyd QB So. 1	Tyrone Crowder OG So. <sup>(2)</sup> 3	Austin Bryant DE Sr. 3	Jordan McFadden OT Sr. 1
Derrick Hamilton KR Jr. 2	Andre Branch DE Sr. 1	Joe Gore OT So. <sup>(2)</sup> 3	Kendall Joseph LB Sr. 3	Myles Murphy DE Jr. 1
Gregory Walker OT Sr. 2	Dalton Freeman C Jr. 1	Mitch Hyatt OT Fr. <sup>(2)</sup> 3	Tanner Muse S Jr. 3	Will Shipley AP So. 1
Donnell Washington DT Jr. 2	Sammy Watkins WR Fr. 1	Cordrea Tankersley CB Jr. <sup>(2)</sup> 3	Hunter Renfrow WR Sr. 3	Will Shipley RB So. 1
2004 Airese Currie WR Sr. 1	Chandler Catanzaro PK So. 2	2016 Ben Boulware LB Sr. <sup>(1)</sup> 1	John Simpson OG Jr. 3	Will Shipley SP So. 1
Leroy Hill LB Sr. 1	Andre Ellington RB Jr. 2	Tyrone Crowder OG Jr. <sup>(1)</sup> 1	A.J. Terrell CB So. 3	Bryan Bresee DT So. 2
Justin Miller DB Jr. 2	Brandon Thompson DT Sr. 2	Jay Guillermo C Sr. <sup>(1)</sup> 1	2019 Tremayne Anchrum OT Sr. 1	K.J. Henry DE Sr. 2
Justin Miller KR Jr. 2	Sammy Watkins KR Fr. 2	Mitch Hyatt OT So. <sup>(1)</sup> 1	Travis Etienne RB Jr. 1	B.T. Potter PK Sr. 2
2005 Tye Hill CB Sr. 1	2012 Tajh Boyd QB Jr. <sup>(1)</sup> 1	Jadar Johnson S Sr. <sup>(1)</sup> 1	Tee Higgins WR Jr. 1	Davis Allen TE Sr. 3
Chansi Stuckey WR Jr. 1	Andre Ellington RB Sr. <sup>(1)</sup> 1	Jordan Leggett TE Sr. <sup>(1)</sup> 1	Trevor Lawrence QB So. 1	Will Putnam C Sr. 3
Jad Dean PK Jr. 2	Brandon Ford TE Sr. <sup>(1)</sup> 1	Cordrea Tankersley CB Sr. <sup>(1)</sup> 1	Tanner Muse S Sr. 1	Trenton Simpson LB Jr. 3
Roman Fry OG Jr. 2	Dalton Freeman C Sr. <sup>(1)</sup> 1	Carlos Watkins DT Sr. <sup>(1)</sup> 1	Isaiah Simmons LB Jr. 1	2023 Tyler Davis DT Sr. 1
Charlie Whitehurst QB Sr. 2	DeAndre Hopkins WR Jr. <sup>(1)</sup> 1	Mike Williams WR Jr. <sup>(1)</sup> 1	John Simpson OG Sr. 1	Jeremiah Trotter Jr. LB Jr. 1
2006 Gaines Adams DE Sr. 1	Brandon Thomas OT Jr. <sup>(2)</sup> 1	Wayne Gallman RB Jr. <sup>(2)</sup> 2	A.J. Terrell CB Jr. 1	Nate Wiggins CB Jr. 1
Nathan Bennett OG Sr. 1	Chandler Catanzaro PK Jr. <sup>(2)</sup> 2	Greg Huegel PK So. <sup>(2)</sup> 2	Gage Cervenka OG Sr. 2	<b>Barrett Carter LB Jr. 2</b>
James Davis RB So. 1	Rashard Hall S Sr. 2	Dexter Lawrence DT Fr. <sup>(2)</sup> 2	Tyler Davis DT Fr. 2	<b>Jake Briningstool TE Jr. 3</b>
Barry Richardson OT Jr. 1	2013 Vic Beasley DE Jr. <sup>(1)</sup> 1	Deshaun Watson QB Jr. <sup>(2)</sup> 2	Derion Kendrick CB So. 2	<b>Blake Miller OT So. 3</b>
Chansi Stuckey WR Sr. 1	Sammy Watkins WR Jr. <sup>(1)</sup> 1	Christian Wilkins DE So. <sup>(2)</sup> 2	Sean Pollard C Sr. 2	Ruke Orhoro DT Sr. 3
Dustin Fry C Sr. 2	Tajh Boyd QB Sr. <sup>(2)</sup> 2	Artavis Scott WR Jr. <sup>(2)</sup> 3	Jackson Carman OT So. 3	Will Putnam C Sr. 3
C.J. Spiller RB So. 2	Bashaud Breland CB Jr. <sup>(2)</sup> 2	Van Smith S So. <sup>(1)</sup> ...	Nyles Pinckney DT Jr. 3	
2007 James Davis RB Jr. 1	Brandon Thomas OT Sr. <sup>(2)</sup> 2	2017 Tyrone Crowder OG Sr. 1	Xavier Thomas DE So. 3	
Aaron Kelly WR Jr. 1	Stephone Anthony LB Jr. <sup>(2)</sup> 3	Justin Falcinelli C Jr. 1	K'Von Wallace S Sr. 3	
Chris McDuffie OG Sr. 1	Chandler Catanzaro PK Sr. <sup>(2)</sup> 3	Clelin Ferrell DE So. 1	2020 Bryan Bresee DT Fr. 1	
Barry Richardson OT Sr. 1	Roderick McDowell RB Sr. <sup>(2)</sup> 3	Mitch Hyatt OT Jr. 1	Travis Etienne RB Sr. 1	
Michael Hamlin S Jr. 2	Tyler Shatley OG Sr. <sup>(2)</sup> 3	Dexter Lawrence DT So. 1	Travis Etienne AP Sr. 1	
Cullen Harper QB Jr. 2	Spencer Shuey LB Sr. <sup>(2)</sup> 3	Christian Wilkins DL Jr. 1	Derion Kendrick CB Jr. 1	
2008 Michael Hamlin S Sr. 1	2014 Stephone Anthony LB Sr. <sup>(1)</sup> 1	Austin Bryant DE Jr. 2	Trevor Lawrence QB Jr. 1	

\* - AP; ^ - UPI; Note: Coaches All-ACC selection in <sup>(superscripts)</sup>; coaches picked an All-ACC team from 2012-16; third-team selections began in 2013; returning players in **bold**.



# OFFENSIVE LINEMAN TRADITION

**2** Number of years **Dalton Freeman** (2011,12) and **Kyle Young** (2000,01) were finalists for the Rimington Trophy, which is given to the top center in the nation.

**3** Number of consecutive years **Kyle Young** was named a first-team Academic All-American, just the second three-time selection among offensive linemen in college football history. Young was also a two-time All-American on the field.

**3** Number of First-Team All-ACC offensive linemen Clemson had in 2016 and 2017, the only two times the Tigers have had three first-team selections.

**29** Number of all-conference selections by the Clemson offensive line since 2015, the most in the ACC and second most among power conference schools.

**46** Jackson Carman's selection in the 2021 NFL draft, Clemson's highest-selected offensive lineman in 50 years.

**3754** Number of career snaps from scrimmage for **Mitch Hyatt**, the most by a Tiger at any position in history. Hyatt won the ACC Jacobs Blocking Trophy in each of his final two seasons at Clemson.

BLAKE MILLER

## HONORS

### OUTLAND TROPHY FINALISTS

Stacy Long, OT 1990

### RIMINGTON TROPHY FINALISTS

Kyle Young, C 2000,01  
Dalton Freeman, C 2011,12

### ALL-AMERICANS

O.K. Pressley, C 1928  
Ralph Jenkins, C 1945  
Wayne Mass, OT 1966  
Harry Olszewski, OG 1967  
Dave Thompson, OG 1970  
Joe Bostic, OG 1977,78  
Lee Nanney, OT 1981  
James Farr, OG 1983  
Steve Reese, OG 1985  
John Phillips, OG 1986,87  
Stacy Long, OT 1989,90  
Jeb Flesch, OG 1991  
Stacy Seegars, OG 1992,93  
Jim Bundren, OT 1997  
Kyle Young, C 2000,01  
Nathan Bennett, OG 2006  
Barry Richardson, OT 2007  
Chris McDuffie, OG 2007  
Thomas Austin, OG 2009  
Dalton Freeman, C 2012  
Mitch Hyatt, OT 2017,18  
John Simpson, OL 2019  
Jackson Carman, OT 2020

### ACC JACOBS BLOCKING TROPHY

Wayne Mass, OT 1966  
Harry Olszewski, OG 1967  
Joe Bostic, OG 1977  
Lee Nanney, OT 1981  
James Farr, OG 1983  
John Phillips, OG 1987  
Mitch Hyatt, OT 2017,18  
Jordan McFadden, OT 2022

### ALL-CONFERENCE PLAYERS

Oscar Derrick, OG 1903-05  
William Schilleter, OT 1913  
Mutt Gee, C 1917  
L.M. Lightsey, OT 1919,20,22  
R.C. Potts, OG 1919  
O.K. Pressley, C 1928  
Tom Brown, OT 1935  
Charlie Woods, C 1937  
Ralph Jenkins, C 1944,45  
Bill Thomas, C 1958  
Ted Bunton, C 1963  
Don Chuy, OG 1963  
Billy Weaver, OG 1963  
Johnny Boyette, OT 1965  
Wayne Mass, OT 1966,67  
Harry Olszewski, OG 1966,67  
Joe Lhotsky, OT 1968  
Dave Thompson, OG 1970  
Ken Peebles, OT 1973,74  
Joe Bostic, OG 1977,78  
Lacy Brumley, OT 1977  
Steve Kenney, OT 1978

Jeff Bostic, OG 1979  
Lee Nanney, OT 1980,81  
Tony Berryhill, C 1981  
James Farr, OG 1983  
Steve Reese, OG 1984,85  
John Phillips, OG 1986,87  
Jeff Nunamacher, OT 1987,88  
Stacy Long, OT 1989,90  
Hank Phillips, C 1989  
Jeb Flesch, OG 1989-91  
Eric Harmon, OG 1990  
Mike Brown, C 1991  
Bruce Bratton, OT 1991  
Stacy Seegars, OG 1992,93  
Brent LeJeune, OT 1993  
Will Young, OG 1995  
Wayne Morgan, OT 1995  
Jim Bundren, OT 1996,97  
Glenn Rountree, OG 1996,97  
Jamie Trimble, C 1996  
Holland Postell, OT 1998  
Corey Hulsey, OG 1998  
Kyle Young, C 2000,01  
Will Merritt, OG 2000,01  
Akil Smith, OT 2001  
Gregory Walker, OT 2003  
Roman Fry, OG 2005  
Nathan Bennett, OG 2006  
Barry Richardson, OT 2006,07  
Dustin Fry, C 2006  
Chris McDuffie, OG 2007  
Thomas Austin, OL 2008,09  
Chris Hairston, OT 2009,10

Dalton Freeman, C 2011,12  
Brandon Thomas, OT 2012,13  
Tyrone Crowder, OG 2015-17  
Joe Gore, OT 2015  
Jay Guillermo, C 2015,16  
Mitch Hyatt, OT 2015-18  
Eric Mac Lain, OG 2015  
Justin Falcinelli, C 2017,18  
Tremayne Anchrum, OT 2018,19  
Sean Pollard, OG 2018,19  
John Simpson, OG 2018,19  
Jackson Carman, OT 2019,20  
Gage Cervenka, OL 2019  
Matt Bockhorst, OG 2020  
Jordan McFadden, OT 2021,22  
Will Putnam, C 2022,23  
Blake Miller, OT 2023

### ACC 50-YEAR SELECTIONS

Joe Bostic, OG 1975-78

### NFL PLAYERS

Tremayne Anchrum, OL 2020-23  
Thomas Austin, OG 2010-13  
Isaiah Battle, OT 2015-17  
Nathan Bennett, OG 2007,08  
Jeff Bostic, C 1980-93  
Joe Bostic, OG 1979-88  
Jim Bundren, OT 1998-00  
Jackson Carman, OL 2021-23  
Don Chuy, OG 1963-69  
Brian Clark, OG 1982  
Chris Dolce, OG 1983

James Farr, OG 1984,85  
Dalton Freeman, C 2013-16  
Dustin Fry, C 2007-09  
Chris Hairston, OT 2011-17  
Ricky Harrell, C 1973  
Taylor Hearn, OG 2018  
Corey Hulsey, OG 2001,03-06  
Mitch Hyatt, OT 2019-21  
Ralph Jenkins, C 1947  
Steve Kenney, OT 1979-86  
Wayne Mass, OT 1968-72  
Jim McCanless, OG 1960  
Antoine McClain, OG 2012-15  
Jordan McFadden, OL 2023  
Dwayne Morgan, OT 2003  
Wayne Mulligan, C 1969-75  
Harold Olson, OT 1960-64  
Harry Olszewski, OG 1969,70  
Bob Patton, OT 1952  
Ken Peebles, OG 1975  
Barry Richardson, OT 2008-13  
Glenn Rountree, OG 1999  
Tyler Shatley, OG 2014-23  
John Simpson, OG 2020-23  
Brandon Thomas, OT 2014-19  
Dave Thompson, OG 1971-75  
Gregory Walker, OG 2004  
Curtis Whitley, C 1992-97

### SUPER BOWL CHAMPIONS

Tremayne Anchrum 2021  
Jeff Bostic, Redskins 1982,87,91  
Antoine McClain, Ravens 2012<sup>(PS)</sup>





# WIDE RECEIVER & TIGHT END TRADITION



JAKE BRINGSTOOL

**1** Number of tight ends named to the ACC 50-Year Anniversary team. The only pick was former Tiger **Bennie Cunningham**, an All-America tight end in 1974 and 1975.

**2** Number of times **Jordan Leggett** was a Mackey Award finalist

**3** Number of 1,000-yard NFL receivers from Clemson in 2021 (Tee Higgins, Hunter Renfrow, Mike Williams). No other school produced more than two.

**6** Number of consecutive years Clemson had a wideout selected in the NFL draft from 2016-21, the nation's longest streak in that span.

**11** Number of Tiger wide receivers drafted since the 2013 NFL draft, third most in the nation.

**50** Number of receptions for **Dwayne Allen** in 2011, when he earned the Mackey Award as the nation's top tight end.

**928** Number of career receptions for **DeAndre Hopkins** since he entered the NFL in 2013, the most in the league during that span.

## HONORS

### BILETNIKOFF AWARD FINALISTS

Sammy Watkins 2013

### MACKEY AWARD WINNERS

Dwayne Allen 2011

### MACKEY AWARD FINALISTS

Jordan Leggett 2015,16

### SPORTING NEWS NATIONAL FOTY

Sammy Watkins 2011

### ALL-AMERICANS

Joe Blalock 1940,41  
Bennie Cunningham 1974,75  
Jerry Butler 1978  
Perry Tuttle 1981  
Rod Gardner 2000  
Dwayne Allen 2011  
Sammy Watkins 2011-13  
DeAndre Hopkins 2012  
Jordan Leggett 2015,16  
Mike Williams 2016  
Tee Higgins 2019

### ALL-CONFERENCE PLAYERS

Hope Sandler 1902  
Gus Goins 1938

Joe Blalock 1939-41  
Chip Clark 1942  
Glenn Smith 1950,51  
Dreher Gaskin 1953  
Scott Jackson 1954  
Dalton Rivers 1956  
Ray Masneri 1957,58  
Gary Barnes 1959  
Tommy King 1961  
Charlie Waters 1969  
John McMakin 1971  
Bennie Cunningham 1974,75  
Jerry Butler 1977,78  
Perry Tuttle 1980,81  
Frank Magwood 1982  
K.D. Dunn 1983  
Jim Riggs 1985,86  
Terrance Roulhac 1984  
Terry Smith 1991  
Lamont Hall 1996  
Tony Horne 1997  
Rod Gardner 1999,00  
Airese Currie 2004  
Chansi Stuckey 2005,06  
Aaron Kelly 2007,08  
Jacoby Ford 2009  
Michael Palmer 2009  
Dwayne Allen 2011

Sammy Watkins 2011,13  
Brandon Ford 2012  
DeAndre Hopkins 2012  
Artavis Scott 2014,15,16  
Mike Williams 2014,16  
Jordan Leggett 2015,16  
Deon Cain 2017  
Hunter Renfrow 2017,18  
Tee Higgins 2018,19  
Cornell Powell 2020  
Amari Rodgers 2020  
Davis Allen 2022  
Jake Briningstool 2023

### ACC 50-YEAR SELECTIONS

Jerry Butler 1975-78  
Bennie Cunningham 1973-75

### NFL PLAYERS

Davis Allen 2023  
Dwayne Allen 2012-18  
Gary Barnes 1961-67  
Shelton Boyer 1987  
Jaron Brown 2013-20  
Martavis Bryant 2014,15,17,18,23  
Jerry Butler 1979-87  
Deon Cain 2018-22  
Dwight Clark 1979-87

James Coley 1990,91  
Bennie Cunningham 1976-85  
Airese Currie 2005,06  
K.D. Dunn 1985-88  
Jacoby Ford 2010-13  
Rod Gardner 2001-06  
Tyler Grisham 2009  
Lamont Hall 1999-05  
Derrick Hamilton 2004,05  
Tee Higgins 2020-23  
DeAndre Hopkins 2013-23  
Tony Horne 1998-00  
Adam Humphries 2015-21  
Keith Jennings 1989-97  
Jordan Leggett 2017-20  
Ray Mathews 1951-60  
Ray-Ray McCloud 2018-23  
John McMakin 1972-76  
Michael Palmer 2010-14  
Charone Peake 2016-19  
Bob Poole 1964-67  
Cornell Powell 2021-23  
Hunter Renfrow 2019-23  
Jim Riggs 1987-93  
Amari Rodgers 2021-23  
Stan Rome 1979-82  
Justyn Ross 2022,23  
Larry Ryans 1993,96

Artavis Scott 2017-20  
Chansi Stuckey 2007-10  
Rendrick Taylor 2010  
Doug Thomas 1991-93  
Trevion Thompson 2019  
Perry Tuttle 1982-88  
Joey Walters 1977-87  
Sammy Watkins 2014-22  
Mike Williams 2017-22  
Ray Williams 1987  
Kevin Youngblood 2006

### PRO BOWL PLAYERS

Jerry Butler 1980  
Dwight Clark 1981,82  
DeAndre Hopkins 2015,17-20  
Hunter Renfrow 2021

### SUPER BOWL CHAMPIONS

Dwayne Allen, Patriots 2018  
Dwight Clark, 49ers 1981,84  
Bennie Cunningham, Steelers 1977,78  
K.D. Dunn, Redskins 1987  
Tony Horne, Rams 1999  
John McMakin, Steelers 1974  
Cornell Powell, Chiefs 2022,23  
Justyn Ross, Chiefs 2022,23  
Sammy Watkins, Chiefs 2019



# QUARTERBACK TRADITION



TREVOR LAWRENCE

**1** Overall selection for **Trevor Lawrence** by the Jacksonville Jaguars in the 2021 NFL draft, making him the first No. 1 overall pick in Clemson football history.

**2** Number of quarterbacks in FBS history to pass for 4,000 yards and rush for 1,000 yards in a season. In 2015, **Deshaun Watson** was the first to accomplish the feat.

**2** Number of second-place finishes in the 2016 and 2020 Heisman Trophy voting by **Deshaun Watson** and **Trevor Lawrence**, respectively, tied for the highest finishes in Tiger history.

**4** Number of victories without a loss **Charlie Whitehurst** had as a starting quarterback against South Carolina in his career (2002-05). He is the only starting signal-caller in series history to have a 4-0 record.

**20** Passing touchdowns and homers for two-sport athlete **Kyle Parker** in the 2009-10 academic year, the first NCAA Division I athlete to reach 20 of each in one season. He became Clemson's 51st all-time major league player when he played with the Colorado Rockies in 2014.

**30** Number of passing touchdowns by **Trevor Lawrence** in 2018 against only four interceptions, as he became the first first-year freshman starting quarterback to lead his team to the national title since 1985.

**34** Career victories by **Trevor Lawrence** as a starting quarterback, breaking the Clemson record previously held by three Tigers. His 94.4 winning percentage (34-2) was third highest by a starting quarterback with at least 30 starts since Division I split in 1978.

**133** **Tajh Boyd's** career touchdown responsibility total, an ACC record. He had 107 passing TDs and 26 rushing scores.

## HONORS

### GRIFFIN AWARD WINNERS

Deshaun Watson	2015
Trevor Lawrence	2018

### HEISMAN TROPHY FINALISTS

Deshaun Watson	2015,16
Trevor Lawrence	2020

### MANNING AWARD WINNERS

Deshaun Watson	2015,16
----------------	---------

### MANNING AWARD FINALISTS

Tajh Boyd	2012,13
Trevor Lawrence	2018-20

### MAXWELL AWARD FINALISTS

Deshaun Watson	2015
Trevor Lawrence	2020

### O'BRIEN AWARD WINNERS

Deshaun Watson	2015,16
----------------	---------

### O'BRIEN AWARD FINALISTS

Trevor Lawrence	2020
-----------------	------

### UNITAS AWARD WINNERS

Deshaun Watson	2016
----------------	------

### UNITAS AWARD FINALISTS

Trevor Lawrence	2020
-----------------	------

### WALTER CAMP FINALISTS

Deshaun Watson	2015,16
Trevor Lawrence	2020

### ALL-AMERICANS

Banks McFadden	1939
Steve Fuller	1978
Tajh Boyd	2012
Deshaun Watson	2015,16
Trevor Lawrence	2020

### NCAA POSTGRADUATE SCHOLARSHIPS

Jimmy Bell	1964
------------	------

Jimmy Addison	1968
Steve Fuller	1979

### ACC PLAYERS-OF-THE-YEAR

Steve Fuller	1977,78
Tajh Boyd	2012
Deshaun Watson	2015
Trevor Lawrence	2020

### ACC ROOKIES-OF-THE-YEAR

Trevor Lawrence	2018
-----------------	------

### ALL-CONFERENCE PLAYERS

John Maxwell	1902,03
Goat McMillan	1929
Banks McFadden	1939
Bobby Gage	1948
Billy Hair	1951,52
Don King	1953,54
Charlie Bussey	1956
Harvey White	1957
Lowndes Shingler	1960

Jimmy Addison	1967
Ken Pengitore	1973
Steve Fuller	1977,78
Homer Jordan	1981
Mike Eppley	1984
Woodrow Dantzler	2001
Charlie Whitehurst	2005
Cullen Harper	2007
Tajh Boyd	2011-13
Deshaun Watson	2015,16
Trevor Lawrence	2018-20

### ACC 50-YEAR SELECTIONS

Steve Fuller	1975-78
--------------	---------

### PROFESSIONAL PLAYERS

DeChane Cameron	1992
Woodrow Dantzler	2002,03
Steve Fuller	1979-87
Bobby Gage	1949,50
Nealon Greene	1998-05
Dick Hendley	1951

Homer Jordan	1983-85
Trevor Lawrence	2021-23
Banks McFadden	1940
Will Proctor	2007,08
Deshaun Watson	2017-23
Harvey White	1960
Charlie Whitehurst	2006-16

### PRO BOWL PLAYERS

Deshaun Watson	2018-20
Trevor Lawrence	2022

### SUPER BOWL CHAMPIONS

Steve Fuller, Bears	1985
---------------------	------



# RUNNING BACK TRADITION

**0** Number of players in ACC history with more career rushing yards than **Travis Etienne** (4,952).

**1** **Bill Mathis** was a member of the New York Jets' 1969 Super Bowl championship team, the first former Tiger to win a Super Bowl ring.

**2** Number of years of eligibility needed for **C.J. Spiller** to be selected to the College Football Hall of Fame, earning induction in his second try in 2021.

**3** First-Team All-ACC selections for **Will Shipley** in 2022, the first player to earn First-Team All-ACC honors in three categories in a year (running back, all-purpose, specialist).

**5** Consecutive years Clemson had a First-Team or Second-Team All-ACC running back from 2005-09.

**8** Number of years since 2011 Clemson has had a 1,000-yard rusher.

**15** Number of All-ACC running backs Clemson has had in the last 18 years.

**46** Number of games in which **Travis Etienne** scored a touchdown, an FBS record.

**78** Number of touchdowns scored by **Travis Etienne**, an ACC record, including 70 on the ground. He became the sixth FBS player to reach 70 career rushing touchdowns.

**7588** Number of career all-purpose yards by **C.J. Spiller** in his four years with the Tiger program, the fourth-highest total in NCAA history and 694 more than any other player in ACC history.

TRAVIS ETIENNE

## HONORS

### DOAK WALKER FINALISTS

C.J. Spiller	2009
Travis Etienne	2018,20

### HORNING FINALISTS

Travis Etienne	2020
Will Shipley	2022

### ALL-AMERICANS

Joel Wells	1955
Terrence Flagler	1986
C.J. Spiller	2009
Travis Etienne	2018-20

### ACC PLAYERS-OF-THE-YEAR

Buddy Gore	1967
C.J. Spiller	2009
Travis Etienne	2018,19

### ACC ROOKIES-OF-THE-YEAR

Chuck McSwain	1979
---------------	------

Terry Allen	1987
Ronald Williams	1990
James Davis	2005

### ALL-CONFERENCE PLAYERS

Jock Hanvey	1903
Fritz Furtick	1905
Stumpy Banks	1919
Goat McMillan	1929
Fred Cone	1950
Billy Hair	1951,52
Joel Wells	1955,56
Doug Cline	1959
Bill Mathis	1959
Bill McGuirt	1960
Pat Crain	1963
Hugh Mauldin	1965
Buddy Gore	1967,68

Ray Yauger	1969
Lester Brown	1978
Cliff Austin	1982
Kenny Flowers	1985
Terrence Flagler	1986
Terry Allen	1987,88
Ronald Williams	1990,91
Raymond Priestler	1995-97
Travis Zachery	2000
James Davis	2006,07
C.J. Spiller	2006,08,09
Andre Ellington	2011,12
Roderick McDowell	2013
Wayne Gallman	2015,16
Travis Etienne	2017-20
Will Shipley	2022

### NFL PLAYERS

Terry Allen	1991-01
Cliff Austin	1983-87
Bob Baldwin	1966,67

Zac Brooks	2016
Ken Callicutt	1978-82
Adam Choice	2019
Fred Cone	1951-60
James Davis	2009,10
Stacey Driver	1987
Andre Ellington	2013-18
Travis Etienne	2021-23
Terrence Flagler	1987-91
Kenny Flowers	1987-89
Wayne Gallman	2017-22
Steve Griffin	1987
Jamie Harper	2011,12
Rudy Harris	1993-95
Tracy Johnson	1989-96
Kevin Mack	1985-93
Bill Mathis	1960-69
Jeff McCall	1983
Chuck McSwain	1983-87
Joe Pagliel	1959,60
Marion Reeves	1974-76

Marvin Sims	1980,81
C.J. Spiller	2010-17
Don Testerman	1976-80
Charlie Timmons	1946
Sid Tinsley	1945
Joel Wells	1957-61
Derrick Witherspoon	1995-97
Terry Witherspoon	2001

### PRO BOWL PLAYERS

Ray Mathews	1952,53,55
Bill Mathis	1963
Kevin Mack	1985-87
Terry Allen	1996
C.J. Spiller	2012

### SUPER BOWL CHAMPIONS

Terrence Flagler, 49ers	1988,89
Bill Mathis, Jets	1969



# DEFENSIVE LINEMAN TRADITION

**1** Number of Campbell Trophy winners in Clemson history. In 2018, **Christian Wilkins** became the first Tiger to receive the award known as the "Academic Heisman Trophy" before being the No. 13 overall pick in the 2019 NFL draft.

**2** Number of Tiger defensive linemen to earn conference awards as freshmen in 2020, **Bryan Bresee** (ACC Defensive Rookie-of-the-Year) and **Myles Murphy** (AP ACC Co-Newcomer-of-the-Year).

**3** Number of Tiger defensive linemen picked in the first round of the 2019 NFL draft, making Clemson the first school in history to produce three first-round defensive linemen in an NFL draft, excluding linemen officially chosen as outside linebackers.

**7** Number of Clemson defensive linemen selected in the first round of the NFL draft since 2015, most in the nation.

**11** Number of Tiger defensive linemen to be an All-American in the last 10 years.

**27** Number of tackles for loss by William Perry in 1984 and Rob Bodine in 1991. Both players led the nation.

TYLER DAVIS

## HONORS

### BEDNARIK AWARD FINALISTS

Vic Beasley, DE 2014  
Christian Wilkins, DT 2018

### CAMPBELL TROPHY WINNERS

Christian Wilkins, DT 2018

### HENDRICKS AWARD WINNERS

Da'Quan Bowers, DE 2010  
Celin Ferrell, DE 2018

### HENDRICKS AWARD FINALISTS

Andre Branch, DE 2011  
Vic Beasley, DE 2013,14  
Shaq Lawson, DE 2015  
Celin Ferrell, DE 2017

### LOMBARDI AWARD FINALISTS

William Perry, MG 1984  
Da'Quan Bowers, DE 2010  
Vic Beasley, DE 2014  
Shaq Lawson, DE 2015  
Christian Wilkins, DT 2018

### LOTT IMPACT TROPHY FINALISTS

Christian Wilkins, DT 2018

### NAGURSKI AWARD WINNERS

Da'Quan Bowers, DE 2010

### NAGURSKI AWARD FINALISTS

Gaines Adams, DE 2006  
Shaq Lawson, DE 2015  
Christian Wilkins, DL 2016,18

### OUTLAND TROPHY FINALISTS

William Perry, MG 1984  
Michael Dean Perry, DT 1987  
Christian Wilkins, DT 2018

### SENIOR CLASS AWARD FINALISTS

Christian Wilkins, DT 2018

### ALL-AMERICANS

Tom Barton, DL 1952  
Lou Cordileone, DT 1959  
Jim Stuckey, DT 1979  
Jeff Bryant, DT 1981  
William Perry, MG 1982-84  
James Robinson, DT 1983  
Michael Dean Perry, DT 1987  
Rob Bodine, MG 1991  
Gaines Adams, DE 2006  
Da'Quan Bowers, DE 2010  
Andre Branch, DE 2011  
Vic Beasley, DE 2013,14  
Grady Jarrett, DT 2014  
Shaq Lawson, DE 2015  
Christian Wilkins, DL 2016-18  
Carlos Watkins, DT 2016  
Austin Bryant, DE 2017  
Celin Ferrell, DE 2017,18  
Dexter Lawrence, DT 2017,18  
Myles Murphy, DE 2021  
Tyler Davis, DT 2022  
K.J. Henry, DE 2022

### ACC PLAYERS-OF-THE-YEAR

William Perry, MG 1984  
Michael Dean Perry, DT 1987

### ACC DEFENSIVE PLAYERS-OF-THE-YEAR

Gaines Adams, DE 2006  
Da'Quan Bowers, DE 2010  
Vic Beasley, DE 2014  
Celin Ferrell, DE 2018

### ALL-CONFERENCE PLAYERS

B.C. Inabinet, MG 1935  
Bob Turner, DT 1945  
Frank Gillespie, MG 1948  
George Fritts, MG 1939-41  
Clyde White, DT 1954  
John Grdijan, MG 1956,57  
Jim Padgett, DT 1958

Lou Cordileone, DT 1959  
Harold Olson, DT 1959  
John Cagle, DT 1968  
Frank Wirth, DT 1972  
Willie Anderson, MG 1974  
Jim Stuckey, DT 1978,79  
Steve Durham, DT 1979  
Dan Benish, DT 1981  
Jeff Bryant, DT 1981  
William Perry, MG 1982-84  
James Robinson, DT 1983  
Steve Berlin, DT 1985  
Michael Dean Perry, DT 1986,87  
Tony Stephens, MG 1987  
Mark Drag, MG 1988  
Rich McCullough, DT 1988  
Vance Hammond, DT 1989,90  
Otis Moore, DT 1989  
Rob Bodine, MG 1991  
Chester McGlockton, DT 1991  
Brentson Buckner, DT 1992,93  
Marvin Cross, DT 1994  
Lamarick Simpson, DT 1995  
Trevor Pryce, DT 1996  
Lorenzo Bromell, DT 1997  
Raymond White, DT 1997  
Adrian Dingle, DE 1998  
Terry Jolly, DT 1999,00  
Nick Eason, DT 2002  
Bryant McNeal, DE 2002  
Donnell Washington, DT 2003  
Gaines Adams, DE 2006  
Ricky Sapp, DE 2009  
Da'Quan Bowers, DE 2010  
Jarvis Jenkins, DT 2010  
Andre Branch, DE 2011  
Brandon Thompson, DT 2011  
Vic Beasley, DE 2013,14  
Grady Jarrett, DT 2014  
Shaq Lawson, DE 2015  
Carlos Watkins, DT 2015,16  
Dexter Lawrence, DT 2016-18

Christian Wilkins, DL 2016-18  
Austin Bryant, DE 2017,18  
Celin Ferrell, DE 2017,18  
Tyler Davis, DT 2019,21-23  
Nyles Pinckney, DT 2019  
Xavier Thomas, DE 2019,21  
Bryan Bresee, DT 2020-22  
Myles Murphy, DE 2021,22  
K.J. Henry, DE 2022  
Ruke Orhorhoro, DT 2023

### ACC 50-YEAR SELECTIONS

Michael Dean Perry, DT 1984-97  
William Perry, MG 1981-84

### NFL PLAYERS

Gaines Adams, DE 2007-09  
Tavaris Barnes, DE 2015,16  
Vic Beasley, DE 2015-20  
Dan Benish, DT 1983-88  
Charles Bennett, DE 2006-08  
Da'Quan Bowers, DE 2011-14  
Andre Branch, DE 2012-20  
Bryan Bresee, DT 2023  
Lorenzo Bromell, DE 1998-04  
Kourtnei Brown, DE 2014,15  
Austin Bryant, DE 2019-23  
Jeff Bryant, DT 1982-93  
Brentson Buckner, DT 1994-05  
John Cagle, DT 1969  
Lou Cordileone, DT 1960-68  
Corey Crawford, DE 2015  
Adrian Dingle, DT 1999-04  
Kevin Dodd, DE 2016,17  
Steve Durham, DT 1982  
Nick Eason, DT 2004-12  
Celin Ferrell, DE 2019-23  
Malliciah Goodman, DE 2013-16  
Bill Hudson, DT 1961-63  
Bob Hudson, DT 1951-61  
Albert Huggins, DT 2019-23  
Clarence Inabinet, DT 1936

Grady Jarrett, DT 2015-23  
Jarvis Jenkins, DT 2011-18  
Dexter Lawrence, DT 2019-23  
Shaq Lawson, DE 2016-23  
Richard McCullough, DT 1989,90  
Chester McGlockton, DT 1992-03  
Bryant McNeal, DE 2003-06  
Phillip Merling, DE 2008-13  
Myles Murphy, DE 2023  
William Perry, MG 1985-94  
Michael Dean Perry, DT 1988-97  
Robert Potts, DT 1919  
Trevor Pryce, DT 1997-10  
D.J. Reader, DT 2016-23  
Archie Reese, DT 1978-84  
Ricky Sapp, DE 2010-14  
Dorell Scott, DT 2009-11  
Jim Stuckey, DT 1980-87  
Brandon Thompson, DT 2012-16  
Khaleed Vaughn, DE 2004,05  
Donnell Washington, DT 2004,05  
Carlos Watkins, DT 2017-23  
Christian Wilkins, DT 2019-23  
DeShawn Williams, DT 2015-18,20-23

### PRO BOWL PLAYERS

Bill Hudson, DT 1961  
Chester McGlockton, DT 1994-97  
Michael Dean Perry, DT 1989-91,93,94,96  
Trevor Pryce, DT 1999-02  
Vic Beasley, DE 2016  
Grady Jarrett, DT 2019,20  
Dexter Lawrence, DT 2022,23

### SUPER BOWL CHAMPIONS

Dan Benish, Redskins 1987  
Nick Eason, Steelers 2008  
William Perry, Bears 1986  
Trevor Pryce, Broncos 1997,98  
Archie Reese, 49ers 1981  
Jim Stuckey, 49ers 1981,84



# LINEBACKER TRADITION



BARRETT CARTER

**1** Stephone Anthony led Clemson's top-ranked total defense in tackles in 2014. He was then selected in the first round of the 2015 NFL draft by the New Orleans Saints.

**2** Number of FBS players since 2013 that have recorded at least 100 tackles, 16 tackles for loss, eight sacks and multiple interceptions in a season, including **Isaiah Simmons**, who in 2019 became the first player to do so since Khalil Mack.

**5** Number of ACC Championship Games played by James Skalski, the first player to play (and win) five conference title games.

**13.1** Average points per game allowed by the 2018 defense, as the linebackers helped Clemson finish first in the nation in scoring defense for the first time in school history.

**43** Number of former Tiger linebackers who have made an NFL roster during the regular season.

**43** Jersey number of both **Keith Adams** and **Leroy Hill**, both of whom won ACC Defensive Player-of-the-Year honors at Clemson. **Adams** won the award in the 1999 season and **Hill** took home the hardware in 2004.

**202** Number of tackles recorded by two-time All-American **Jeremiah Trotter Jr.**, who in 2022 and 2023 became Clemson's first multi-time All-America linebacker since **Keith Adams**.

**2007** Year former All-American **Jeff Davis** was inducted into the College Football Hall of Fame.

## HONORS

### BUTKUS AWARD WINNERS

Isaiah Simmons 2019

### BUTKUS AWARD FINALISTS

Levon Kirkland 1990  
Ed McDaniel 1991  
Keith Adams 2000  
Dorian O'Daniel 2017  
Tre Lamar 2018  
Isaiah Simmons 2019  
Jeremiah Trotter Jr. 2023

### NAGURSKI TROPHY FINALISTS

Isaiah Simmons 2019

### NATIONAL ROOKIES-OF-THE-YEAR

Anthony Simmons 1995

### ALL-AMERICANS

Jeff Davis 1981  
Johnny Rembert 1982  
Levon Kirkland 1990,91  
Ed McDaniel 1991  
Anthony Simmons 1995-97  
Keith Adams 1999,00  
Leroy Hill 2004  
Ben Boulware 2016  
Dorian O'Daniel 2017  
Tre Lamar 2018  
Isaiah Simmons 2019

James Skalski 2021  
Barrett Carter 2022  
Jeremiah Trotter Jr. 2022,23

### ACC PLAYERS-OF-THE-YEAR

Jeff Davis 1981

### ACC DEFENSIVE PLAYERS-OF-THE-YEAR

Keith Adams 1999  
Leroy Hill 2004  
Ben Boulware 2016  
Isaiah Simmons 2019

### ALL-CONFERENCE PLAYERS

Vet Sitton 1903  
Wyndie Wyndham 1950  
Bill Hecht 1965  
Butch Sursavage 1965,66  
Jim Catoe 1967,68  
Ronnie Ducworth 1967,68  
Ivan Southerland 1969  
Wayne Baker 1971  
Larry Hefner 1971  
Jonathan Brooks 1977,78  
Randy Scott 1977,78  
Bubba Brown 1978,79  
Jeff Davis 1981  
Andy Headen 1982  
Johnny Rembert 1982  
Edgar Pickett 1983

Henry Walls 1983  
Terence Mack 1986  
Jesse Hatcher 1988  
Doug Brewster 1989,90  
John Johnson 1989,90  
Levon Kirkland 1989-91  
Ed McDaniel 1990,91  
Ashley Sheppard 1992  
Tim Jones 1993,94  
Wardell Rouse 1994  
Anthony Simmons 1995-97  
Rahim Abdullah 1998  
Keith Adams 1999  
Chad Carson 2000,01  
Leroy Hill 2003,04  
Stephone Anthony 2013,14  
Spencer Shuey 2013  
Ben Boulware 2015,16  
B.J. Goodson 2015  
Kendall Joseph 2017,18  
Dorian O'Daniel 2017  
Tre Lamar 2018  
Isaiah Simmons 2019  
James Skalski 2020,21  
Trenton Simpson 2022  
Barrett Carter 2023  
Jeremiah Trotter Jr. 2023

### ACC 50-YEAR SELECTIONS

Jeff Davis 1978-81

Anthony Simmons 1995-97

### NFL PLAYERS

Rahim Abdullah 1999,00  
Keith Adams 2001-07  
Kevin Alexander 2010  
Stephone Anthony 2015-19  
Mike Barber 1995-99  
Jonathan Brooks 1979-84  
John Cagle 1968  
O.J. Childress 1999,00  
Vince Ciurciu 2002-09  
Doug Cline 1960-66  
Kavell Conner 2010-15  
Billy Davis 1984  
Jeff Davis 1982-87  
Mike Dukes 1960-65  
B.J. Goodson 2016-21  
Rudy Hayes 1959-62  
Andy Headen 1983-88  
Larry Hefner 1972-75  
Leroy Hill 2005-12  
Bob Hudson 1951-61  
Brandon Jamison 2005-07  
John Johnson 1991-95  
Levon Kirkland 1992-02  
Tre Lamar 2019  
John Leake 2005,06  
Terence Mack 1987  
Ed McDaniel 1992-01

Eldridge Milton 1987  
Dorian O'Daniel 2018-21  
Johnny Rembert 1983-88  
Wardell Rouse 1995,96  
Patrick Sapp 1996-99  
Ashley Sheppard 1993-95  
Anthony Simmons 1998-04  
Isaiah Simmons 2020-23  
Wayne Simmons 1993-98  
Trenton Simpson 2023  
Baylon Spector 2022,23  
Darnell Stephens 1995,96  
Tony Steward 2015  
Henry Walls 1987  
Anthony Waters 2007-10  
Jonathan Willard 2013  
Keith Williams 1987

### PRO BOWL PLAYERS

Johnny Rembert 1988,89  
Levon Kirkland 1996,97  
Ed McDaniel 1998

### SUPER BOWL CHAMPIONS

Andy Headen, Giants 1986  
Wayne Simmons, Packers 1996  
Anthony Waters, Saints 2009  
Dorian O'Daniel, Chiefs 2019



# DEFENSIVE BACK TRADITION



NATE WIGGINS

**1** Round in which 2021 All-Pro **A.J. Terrell** was drafted in 2020 with the No. 16 overall selection by the Falcons, Clemson's highest cornerback draft pick since 2006 All-Rookie pick **Tye Hill**.

**2** Number of Super Bowls that **Byron Maxwell** played for the Seattle Seahawks, winning a title with the organization in 2013.

**3** Number of players in Clemson's 2015 secondary that were named to one of the All-ACC teams: **Mackensie Alexander**, **Jayron Kears** and **Cordrea Tankersley**. The only starter who was not an All-ACC pick was **T.J. Green**, a 2016 second-round NFL draft pick. Clemson's secondary had produced three or more All-ACC selections six times since 2015.

**9** Number of Pro Bowls for **Brian Dawkins**, one of the NFL's best safeties. He has more Pro Bowl selections than any other former Tiger.

**12** Number of NFL drafts in the last 16 years in which Clemson had at least one defensive back chosen.

**24** Number of years in the last 29 seasons that Clemson has produced at least one All-ACC defensive back.

**1997** Last year a school produced both First-Team All-ACC cornerbacks until 2021, when **Andrew Booth Jr.** and **Mario Goodrich** swept the honors.

## HONORS

### THORPE AWARD FINALISTS

Tye Hill 2005

### ALL-AMERICANS

Bobby Gage 1948  
Jackie Calvert 1950  
Terry Kinard 1981,82  
Donnell Woolford 1987,88  
Brian Dawkins 1995  
Antwan Edwards 1998  
Robert Carswell 2000  
Brian Mance 2002  
Tye Hill 2005  
DeAndre McDaniel 2009,10  
Mackensie Alexander 2015  
Jayron Kears 2015  
Cordrea Tankersley 2016  
Trayvon Mullen 2018  
Tanner Muse 2019  
Nolan Turner 2020  
Mario Goodrich 2021

### ALL-CONFERENCE PLAYERS

Bob Bailey 1937  
Shad Bryant 1939  
Fred Knoebel 1951  
Wayne Page 1966

Frank Liberatore 1967  
Don Kelley 1970  
Peanut Martin 1973  
Jim Ness 1974  
Steve Ryan 1977,78  
Rex Varn 1979  
Terry Kinard 1981,82  
Rod McSwain 1983  
Ronald Watson 1984  
Delton Hall 1986  
Donnell Woolford 1987,88  
James Lott 1988,89  
Dexter Davis 1989,90  
Robert O'Neal 1989,91,92  
Brian Dawkins 1993-95  
Andre Humphrey 1993  
Leomont Evans 1995  
Dexter McCleon 1996  
Antwan Edwards 1997,98  
Robert Carswell 1999,00  
Charles Hafley 2001  
Brian Mance 2002  
Justin Miller 2002,04  
Tye Hill 2005  
Michael Hamlin 2007,08  
DeAndre McDaniel 2009,10  
Rashard Hall 2012

Bashaud Breeland 2013  
Garry Peters 2014  
Mackensie Alexander 2015  
Jayron Kears 2015  
Cordrea Tankersley 2015,16  
Jadar Johnson 2016  
Trayvon Mullen 2017,18  
Tanner Muse 2018,19  
A.J. Terrell 2018,19  
K'Von Wallace 2019  
Andrew Booth Jr. 2020,21  
Derion Kendrick 2020  
Nolan Turner 2020  
Andrew Booth Jr. 2021  
Mario Goodrich 2021  
Andrew Mukuba 2021  
Nate Wiggins 2023

### ACC 50-YEAR SELECTIONS

Terry Kinard 1979-82

### NFL PLAYERS

Mackensie Alexander 2016-22  
Andrew Booth Jr. 2022,23  
Bashaud Breeland 2014-21  
Cezdon Butler 2010-16  
Robert Carswell 2001,02

Chris Clemons 2009-15  
Darrel Crutchfield 2001  
Kenny Danforth 1987  
Dexter Davis 1991-95  
Ty Davis 1985-87  
Brian Dawkins 1996-11  
Antwan Edwards 1999-05  
Leomont Evans 1996-99  
Mark Fields 2019,20  
Jamaal Fudge 2006-09  
Marcus Gilchrist 2011-20  
Mario Goodrich 2022,23  
T.J. Green 2016-21  
Delton Hall 1987-93  
Michael Hamlin 2009,10  
Jerome Henderson 1991-98  
Tye Hill 2006-09  
Jayron Kears 2016-23  
Terry Kinard 1983-90  
Al Latimer 1979-84  
Byron Maxwell 2011-17  
Dexter McCleon 1997-06  
Rod McSwain 1984-90  
Jonathan Meeks 2013-16  
Justin Miller 2005-09  
Trayvon Mullen 2019-23  
Tanner Muse 2020-23

Robert O'Neal 1993-96  
Coty Sensabaugh 2012-19  
Cordrea Tankersley 2017-21  
A.J. Terrell 2020-23  
James Trapp 1993-03  
Nolan Turner 2022  
K'Von Wallace 2020-23  
Charlie Waters 1970-81  
Perry Williams 1987  
Donnell Woolford 1989-97

### PRO BOWL PLAYERS

Charlie Waters 1976-78  
Terry Kinard 1988  
Brian Dawkins 1999,01,02,04-06,08,09,11

### SUPER BOWL CHAMPIONS

Terry Kinard, Giants 1986  
Charlie Waters, Cowboys 1971,77  
Dexter McCleon, Rams 1999  
James Trapp, Ravens 2000  
Byron Maxwell, Seahawks 2013  
Bashaud Breeland, Chiefs 2019



# LETTERMEN

A		
Player	VL	Year(s)
* Aaron, Jack	3	1961,62,63
Abdullah, Rahim	3	1996,97,98
* Abell, Frank	2	1931,32
Abney, Terrence	1	1992
Abrams, Jimmy	2	1966,67
Adams, Eddie	1	2008
* Adams, J.P.	3	1914,15,16
Abreu, Ed	1	1978
Adams, Dymon	1	1998
* Adams, Gaines	4	2003,04,05,06 <sup>cc</sup>
Adams, Keith	3	1998,99,00
<b>Adams Jr., Keith</b>	<b>1</b>	<b>2023</b>
Adams, Spencer	2	2009,10
Adams, Rod	1	1991
Addison, Jimmy	3	1965,66,67 <sup>cc</sup>
* Adkins, Gary	4	1976,77,78,79
Aiken, Martin	3	2013,14,15
Ajou, Ajou	2	2020,21
Albergotti, Toby	1	2002
Alexander, Gary	3	1973,74,75
Alexander, Kevin	4	2006,07,08,09
Alexander, Mackensie	2	2014,15
Alford, Hugh	1	1945
* Alford, J.L.	1	1916
* Aliffi, Vic	2	1961,63
* Allen, Banks	2	1906,07
Allen, Davis	4	2019,20,21,22 <sup>cc</sup>
Allen, Dwayne	3	2009,10,11 <sup>cc</sup>
Allen, Michael	4	1995,96,97,98
Allen, Sergio	1	2021
Allen, Terry	3	1987,88,89
Allen, Thad	4	1974,75,76,77
Alley, Kendall	3	1981,82,83
* Allison, J.W. (Switzer)	4	1917,18,19,20
Altman, Ed	2	1996,97
Ammons, Billy	3	1966,67,68 <sup>cc</sup>
Anchrum, Tremayne	4	2016,17,18,19 <sup>cc</sup>
* Anderson, Ben	3	1970,71,72
* Anderson, Jack	3	1968,69,70
<b>Anderson, Jamal</b>	<b>1</b>	<b>2023</b>
* Anderson, Joe	3	1960,61,62
* Anderson, Randy	3	1985,86,87
Anderson, Sam	3	1958,59,60
Anderson, Tony	3	1970,71,72
Anderson, Willie	3	1972,73,74 <sup>cc</sup>
Andreas, Karl	3	1971,72,73
Andreo, Ron	3	1959,60,61 <sup>cc</sup>
Andrews, Daniel	4	2008,09,10,11
Ankuta, Neuf	2	1954,55
Anthony, Shaq	2	2012,13
Anthony, Stephone	4	2011,12,13,14 <sup>cc</sup>
Anthony, Vernie	2	1981,82
Ard, Wendall	2	1943,44
Ardley, Alex	3	1998,99,00
Ariri, Obed	4	1977,78,79,80
* Armstrong, F.E. (Boo)	3	1918,19,20 <sup>c</sup>
* Armstrong, Hoyt	1	1921
Armstrong, Junior	1	1930
Armstrong, Lon	3	1959,60,61
Arrington, Vandell	3	1981,82,83
* Arthur, Gary	3	1966,67,68
* Asbill, Henry	3	1927,28,29
Ashe, Terrance	4	2007,08,09,10
Austin, Cliff	4	1978,80,81,82
Austin, Javis	2	1997,98
* Austin, P.B. (Plowboy)	2	1925,26
Austin, Thomas	4	2006,07,08,09 <sup>cc</sup>
* Avery, Wingo	3	1953,54,55 <sup>cc</sup>

B		
Player	VL	Year(s)
Baham, Curtis	3	2003,04,05
* Bailes, J.P.	3	1919,20,21
* Bailes, W.B.	1	1922
* Bailey, Bob	3	1936,37,38
Bailey, Greg	1	1987
Bailey, Matt	4	1998,99,00,01
Bailey, Rick	3	1982,83,84
Bak, Jeff	4	1985,86,87,88
Baker, Adrian	2	2014,15
Baker, Archie	3	1950,51,52
Baker, Bryan	1	2007
Baker, Carl	1	1996
* Baker, Wayne	3	1969,70,71
Baldwin, Bob	1	1964
* Baldwin, Mike	1	1974
Balles, Joe	2	1961,63

Banasiewicz, Brent	3	1995,96,98
* Banks, B.C. (Stumpy)	5	1915,16,17,18,19 <sup>c</sup>
Banks, J.L.	1	2019
Barbary, Bill	2	1955,57
Barber, Mike	4	1991,92,93,94
Barfield, Don	3	1964,65,66
Barnes, Daniel	1	2010
Barnes, Gary	3	1959,60,61
<b>Barnes, Khalil</b>	<b>1</b>	<b>2023</b>
Barnes, Tavaris	4	2011,12,13,14
Barnette, Jimmy	2	1968,69
* Barnwell, T.G	1	1902
Barry, Durrell	4	2006,07,08,09
Barter, Lynn	2	1971,72
* Bartlett, J.H.	1	1917
Bartley, Howard	3	1996,97,98
Barton, Paul	1	1994
* Barton, Tom	3	1950,51,52
Basich, Rick	1	1980
Basileo, Derek	1	1997
* Bates, Joe A. (Warhorse)	3	1909,10,11
* Bates, J. Mc	1	1918
Batson, Ben	1	2019
Battle, Isaiah	3	2012,13,14
Bauman, Charlie	4	1977,78,79,80
Beasley, David	4	2011,12,13,14
Beasley, Gene	4	1985,86,87,88
Beasley, Kenny	1	1985
Beasley, Vic	4	2011,12,13,14
Becker, Michael	1	2021
Bell, Jimmy	3	1962,63,64 <sup>cc</sup>
Bell, Randy	1	1967
Bell, Larry	2	1969,70
Bell, Shadell	1	2017
Bell, Wayne	3	1964,65,66
Bell, William	1	1988
Bellamy, Mike	1	2011
* Bellows, C.A.	1	1900
Belton, Mitch	3	1988,89,90
Bench, Elmer	4	1994,95,96,97
Bengel, Gordy	3	1971,72,73
Benish, Dan	4	1979,80,81,82
Bennett, Charles	4	2002,03,04,05 <sup>cc</sup>
Bennett, Nathan	4	2003,04,05,06
Bentley, LaVonta	3	2020,21,22
Benton, Spencer	4	2009,10,11,12
* Berlin, Steve	3	1983,84,85 <sup>cc</sup>
Berry, Mike	1	1989
* Berry, Joe (Net)	3	1934,35,36 <sup>c</sup>
Berryhill, Tony	3	1979,80,81
Bethea, Fitzhugh	1	1983
Bethea, Frank	3	1973,74,75
Bevelle, Kaleb	1	2017
Bevelle, Kelby	1	2017
Bever, Joe	1	2002
Beville, Scott	3	1988,89,90
Bianchi, Jordan	1	2015
Billie, Tramaine	4	2003,04,05,07
<b>Billings, Rob</b>	<b>1</b>	<b>2023</b>
* Bissell, Paul L.	3	1909,10,11 <sup>c</sup>
* Black, Carl	3	1936,38,39 <sup>cc</sup>
* Black, Manuel	3	1934,35,36 <sup>cc</sup>
Black, Nick	3	2000,01,02
Black, Tommy	1	1961
* Black, Wendall	3	1959,60,61
Blackston, Will	1	2023
Blackwelder, Tim	1	1975
Blackwell, Joe	2	1963,64
* Blain, J.M.	1	1896
* Blakeney, Rock	1	1930
* Blalock, Joe	3	1939,40,41
Blanks, Travis	3	2012,13,15 <sup>cc</sup>
Blanton, Bo	2	1979,80
* Blease, J.W.	2	1898,00
* Blessing, Jim	2	1939,40
* Blinsky, Nick	1	1993
Blunt, Rodney	4	1990,91,92,93
Bockhorst, Matt	4	2018,19,20,21 <sup>cc</sup>
Bodine, Rob	3	1989,90,91 <sup>cc</sup>
* Bodrick, Altrov	4	1998,99,00,01
Bolin, Doug	1	1991
Bollinger, Rich	1	1976
Bolubasz, John	3	1971,72,73
Booth Jr., Andrew	3	2019,20,21
Boozar, Tom	3	1972,73,74
Bosler, Bob	3	1970,71,72
Bost, Ed	3	1959,60,61
Bostic, Jeff	3	1977,78,79
Bostic, Joe	4	1975,76,77,78

Boulware, Ben	4	2013,14,15,16 <sup>cc</sup>
Bounds, David	1	1981
Bowen, Joe	2	1953,55
Bowers, Da'Quan	3	2008,09,10
Bowick, Ray	1	1958
Bowlan, Roland	2	1973,74
* Bowles, H. Julian	3	1923,24,25
* Bowles, M.G. (Monk)	3	1929,30,31
Bowman, Nick	3	1979,80,81
Boyd, Tajh	4	2010,11,12,13 <sup>cc</sup>
Boyer, Shelton	3	1983,84,85
Boyette, Johnny	3	1962,64,65 <sup>cc</sup>
* Boykin, Bolivar	1	1909
* Box, Carlton	1	1984
Bradford, Eric	2	1995,96
* Bradley, L.T. (Prep)	1	1925
* Brady, Kevin	2	1984,85
Branch, Andre	4	2008,09,10,11 <sup>cc</sup>
* Brandon, T.B.	3	1914,15,16
Brantley, Craig	3	1973,74,75
Boyette, Derrick	2	2001,02
Branton, Joey	3	1965,66,67
Bratton, Bruce	4	1988,89,90,91
Bray, Cliff	3	1976,77,78
* Breedlove, Billy	1	1956
* Breedon, Joe	1	1901
Breeland, Bashaud	3	2011,12,13
Breese, Bryan	3	2020,21,22
Brevard, Darrell	1	2013
Brewer, Xavier	4	2009,10,11,12 <sup>cc</sup>
Brewster, Doug	4	1987,88,89,90
Brice, Chase	2	2018,19
Brice, Jaquarius	1	2016
Brice, Michael	1	1996
Brickley, Glenn	1	1985
<b>Brininstool, Jake</b>	<b>3</b>	<b>2021,22,23</b>
Brisacher, Art	3	1971,72,73
Brisendine, Rod	1	1946
* Bristol, W.H.	3	1912,13,14
* Britt, Ben	3	1910,11,12 <sup>c</sup>
* Britt, D.C. (Toots)	2	1907,09
* Britt, S.L.	1	1910
Broadwater, Crosby	2	1986,87
Brodie, Bunny	2	1948,49
* Brock, William	2	1896,97 <sup>c</sup>
Bromell, Lorenzo	2	1996,97
* Brooks, Jonathan	4	1975,76,77,78
Brooks, Zac	3	2012,13,15
Broomfield, Donald	4	1995,96,97,98 <sup>cc</sup>
Brown, Beau	1	2015
Brown, Dave	1	1962
* Brown, Gary	4	1979,80,81,82
* Brown, H.W.	1	1916
Brown, Jaron	4	2009,10,11,12 <sup>cc</sup>
Brown, Jim	1	2015
Brown, Kantrell	4	2008,09,10,11
Brown, Ken	4	1980,81,83,84
Brown, Kourtnei	4	2007,08,10,11
Brown, Lester	4	1976,77,78,79
Brown, Lockie	1	1981
Brown, Marlon (Bubba)	4	1976,77,78,79 <sup>cc</sup>
Brown, Mike	3	1989,90,91
Brown, Norris	4	1989,90,91,92
Brown, Ray	4	1979,81,82,83
Brown, Ricky	3	1971,72,73
Brown, Roy	4	1980,81,82,83
* Brown, Tom I.	3	1933,34,35
Brown, Tyler	1	2020
<b>Brown, Tyler</b>	<b>1</b>	<b>2023</b>
Brown, Will	3	2019,20,21 <sup>cc</sup>
* Browne, G.H. (Skeet)	1	1913
Browning, Kyle	3	2003,04,05
Browning, Sebo	1	1984
Brumley, Lacy	4	1974,75,76,77
* Brunson, Jack	3	1948,49,50
Brunson, Lawrence	2	1984,85
* Bruorton, H.B.	3	1954,55,56
Bryant, Austin	4	2015,16,17,18
Bryant, Kelly	3	2015,16,17
* Bryant, Bill	3	1935,36,37
Bryant, Dwayne	3	1990,91,92
Bryant, Jeff	4	1978,79,80,81
* Bryant, Joe	3	1950,51,52
Bryant, Martavis	3	2011,12,13
* Bryant, Shad	3	1937,38,39
Bryant, Terry	4	1997,98,99,00
Buchholz, Mark	2	2007,08
Buckner, Brentson	4	1990,91,92,93
Buckner, Mike	3	1971,72,73 <sup>cc</sup>

Buford, William	1	1992
Bukowsky, Dick	3	1969,70,71
Bullard, Wilbur	1	1983
Bulman, Matt	1	1994
Bundren, Jim	4	1994,95,96,97
Bunton, Donnie	3	1955,56,57
Bunton, Ted	3	1962,63,64 <sup>c</sup>
Burbick, Bruce	1	1967
Burgess, Robert	2	1973,74
Burgner, Grady	3	1967,68,69
Burley, Rion	1	1993
* Burnett, George	3	1966,67,68
Burnette, Derek	2	1992,93
Burnette, Kevin	1	2003
Burrell, T.J.	2	2013,14
* Burton, C.C.	2	1921,22
Burton, Dave	1	1965
Burton, Richard	1	1984
* Buscher, L.E.	2	1934,36
Bush, Jack	3	1955,56,57
Bush, Jovon	4	1998,99,00,01
* Bussey, Charlie	3	1954,55,56 <sup>c</sup>
* Bussie, Arthur	2	1990,91
Bustle, Rickey	3	1974,75,76
Butcher, Brian	3	1980,81,82
* Butler, Butch	4	1941,42,43,45
Butler, Crezdon	4	2006,07,08,09
Butler, Jerry	3	1976,77,78
Butler, Matt	4	1995,96,97,98
Butler, Richard	3	1982,83,84
Buttermore, Curt	3	1972,73,74
Butz, Sam	1	1945
* Byers, Monty	1	1942
Byers, Roderick	4	2012,13,14,15
* Byrd, Gary	3	1950,51,52
* Byrd, Gary	4	1999,00,01,02

C		
Player	VL	Year(s)
* Cagle, Bully	3	1940,41,42
Cagle, John	3	1966,67,68
Cagle, Mavis	4	1944,45,46,47
Cain, Deon	3	2015,16,17
Cain, Harold	3	1974,75,76
Cain, Jack	3	1978,79,80
Cain, Sammy	3	1967,68,69
Caldwell, Charlie	2	1969,70
Caldwell, Mark	1	1980
Calhoun, Darren	4	1990,91,92,93
Callahan, Sonny	1	1971
Callicutt, Ken	4	1973,74,75,77
Calvert, Forrest	2	1950,53
* Calvert, Jackie	3	1948,49,50
* Calvert, Jim	2	1949,50
Cameron, DeChane	3	1989,90,91 <sup>cc</sup>
* Camp, Bill	1	1904
Campbell, Blake	1	1988
Campbell, Jeremy	4	2006,07,08,09
Candler, Steedley	1	1967
* Cann, George	2	1920,21
Cannon, Brandon	3	2003,05,06
* Cannon, C.L.	1	1907
* Cannon, W.M.	1	1915
<b>Capehart, DeMonte</b>	<b>3</b>	<b>2021,22,23</b>
Caplan, Stu	2	1964,65
Capote, Christian	3	2005,06,07
Caputo, Paul	3	1990,91,92
Carey, Chris	1	2006
Carlton, Jesiah	1	2022
Carman, Jackson	3	2018,19,20
Carothers, Rocky	3	1948,49,50
Carr, Brian	1	2003
Carr, Michael	1	1989
Carson, Chad	4	1998,99,00 <sup>cc</sup> ,01 <sup>cc</sup>
* Carson, Gene	2	1948,49
* Carson, Jules L. (Doc)	4	1910,11,12,13

# LETTERMEN

* Cathcart, Joe	1	1933
Catoe, Jimmy	3	1966,67,68 <sup>c</sup>
Caulbe, Charlie	1	1969
* Caughtman, F. Porter	1	1907
* Caughtman, Kenny	3	1911,12,13
Cervenka, Gage	4	2016,17,18,19 <sup>c</sup>
Chalk, J.C.	4	2017,18,19,20
Chamberlain, Force	3	1970,71,72
Chambers, Sadat	4	2006,07,08,09
Chancellor, Chris	4	2006,07,08,09 <sup>c</sup>
Chancellor, Demerick	1	2006
* Chandler, Tommy	1	1949
Chappelle, Glenn	1	1984
Chappell, Henry	1	1943
Chappell, James	3	1995,96,97
Charleston, Joseph	3	2019,20,21
Charpia, Bo	1	2001
Charpia, Ryan	2	2003,04
Charpia, Rusty	3	1986,87,88
* Charleston, Pat	3	1983,84,85
Chase, T.J.	3	2017,18,19
Chason, Cole	4	2003,04,05,06
Chatlin, Rabbit	3	1957,58,59
Chavis, Miguel	4	2007,08,09,10
Chavous, Raymond	4	1985,86,87,88
Cheatham, Andy	3	1982,83,84
Cheek, Randy	2	1980,81
Chester, Jermyn	3	2000,01,02
Childers, Stan	1	1971
Childers, Tim	3	1981,82,83
Childers, Tracy	2	1962,63 <sup>c</sup>
Childers, Wilson	3	1965,66,67
Childress, Gary	4	1997,98,99,00
* Childress, John	3	1948,49,50
Childress, O.J.	4	1995,96,97,98
* Chipley, Bill	2	1940,41
Choice, Adam	4	2014,16,17,18 <sup>c</sup>
* Chovan, Phil	1	1938
* Chreitzberg, C.K.	1	1898
* Chreitzberg, A.M.	1	1896
Christian, Quandon	4	2010,11,12,13 <sup>c</sup>
* Chuy, Don	2	1961,62
Ciniero, Geoff	2	1985,86
Ciurciu, Vince	2	1998,99
Clamp, John	1	1991
* Clanton, Ray	4	1945,46,47,48
* Clardy, Warren	1	1904
Clark, Brian	3	1979,80,81
* Clark, Chip	3	1942,45,46 <sup>c</sup>
Clark, Donnell	4	2003,04,05,06
* Clark, Dwight	4	1975,76,77,78
* Clark, W.C.	2	1906,07
Clay, Antonio	3	2005,06,07
Clayton, David	1	1984
Clear, Brandon	3	2008,09,10
Clear, Byron	2	2008,09
Clemons, Chris	4	2005,06,07,08
Cleveland, Olin	2	1945,46
Clifford, Chris	2	1975,76
Clifford, Mark	1	1979
* Cline, Doug	3	1957,58,59
Cloy, Mason	4	2008,09,10,11
Cobb, Joe	1	1989
Cobb, Maret	3	1972,73,74
* Cochran, J.T. (Boots)	3	1908,09,10
Cockerill, William	1	2015
Cockfield, Barry	1	1966
Coffey, Bob	2	1974,75
* Cogburn, H.L.	1	1903
* Colbert, W.C. (Pinky)	3	1919,20,21
Coleman, Bob	3	1959,60,61
* Coleman, Dan	3	1937,38,40
Coleman, Duane	4	2003,04,05,06
Coleman, Eric	4	2001,02,03,04 <sup>c</sup>
* Coleman, Jim	3	1954,55,56
* Coles, Marion (Pony)	3	1910,11,12
* Coles, Stricker	3	1906,07,08 <sup>c</sup>
Coley, James	4	1985,86,87,88
Collins, Beaux	3	2021,22,23
Collins, Dacari	2	2021,22
Collins, Jason	3	1994,95,97
* Collins, Joe	1	1928
Collins, Michael	2	2003,04
Compton, Gary	2	1958,59
* Cone, Fred	3	1948,49,50 <sup>c</sup>
* Connelly, Bill	2	1909,10
Conner, Kavell	4	2006,07,08,09 <sup>c</sup>
* Cook, Pete	3	1950,51,52
* Cooper, Gary	4	1986,87,88,89

Cooper, Jay	3	1964,65,66
Cooper, Richard	2	1963,64
Cooper, Sam	4	2011,12,13,14 <sup>c</sup>
Cooper, Scotty	3	2007,08,09
Cooper, Zerrick	1	2017
Cordileone, Lou	3	1957,58,59
* Cornell, Mike	3	1973,74,75
Costa, Drew	1	2017
Cote, David	1	2022
Cote, Kyle	3	2016,17,18
Cote, Peter	2	2019,20
Coursey, Tom	1	1949
<b>Covil Jr., Sherrod</b>	<b>2</b>	<b>2022,23</b>
* Cox, Carol	4	1945,47,48,49
* Cox, Cary	2	1946,47 <sup>c</sup>
Cox, Ed	1	1949
* Cox, Jack	2	1948,49
* Cox, M.E.	2	1914,15
* Cox Jr., Walter	2	1938,39
Cox, Walter III	3	1961,62,63
* Cox, Wyatt	2	1957,58
* Craig, Arthur	3	1965,55,67
Craig, Bob	3	1966,68,69
Craig, Joe	1	2011
* Craig, Johnson	2	1931,32
* Craig, Marion (Hawk)	3	1940,41,42 <sup>c</sup>
Crain, Pat	3	1962,63,64
Crain, Willis	1	1954
Cranford, Mac	1	2022
Crawford, Barclay	3	1950,51,52
Crawford, Corey	4	2011,12,13,14
Crawford, Craig	2	1983,84
Crawford, Eddie	1	1974
<b>Crayton, Dee</b>	<b>1</b>	<b>2023</b>
Creed, Steve	1	2003
Crite, Brendon	3	1980,81,82
Crolley, Ronnie	3	1959,60,61
Crooks, Kenya	3	1994,95,96
Cropp, Willie	2	1966,68
Crosby, Roscoe	1	2001
Cross, Marvin	3	1992,93,94
* Crout, Sammy	2	1958,59
Crowder, Tyrone	4	2014,15,16,17 <sup>c</sup>
* Croxton, Bill	3	1933,34,35
Cruce, Jeff	2	1983,84
Crutchfield, Darrel	4	1997,98,99,00
* Cumbie, Alton	2	1944,45
Cumbie, Jamie	3	2006,07,09
* Cunningham, Bennie	3	1973,74,75 <sup>c</sup>
Cunningham, James	1	1975
* Cummings, Pony	3	1932,33,34
Currie, Airese	4	2001,02,03,04 <sup>c</sup>
Currie, Rudy	3	1995,96,97
Curry, Carlos	4	1992,93,94,95
Curtis, Ralph	1	1946
Curtis, Rodney	1	1985
* Cuttino, H.B. (Hop)	2	1925,26
Cyrgalis, Pat	1	1999

## D

Player	VL	Year(s)
Daigneault, Doug	2	1958,59
* Dailey, B.T.	1	1915
Daniel, Ralph	3	1969,70,71
Danforth, Kenny	3	1983,84,85
Dantzler, Ellis	3	1963,64,65
Dantzler, Woodrow	4	1998,99,00,01 <sup>c</sup>
Davidson, C.J.	3	2013,14,15
* Davidson, L.S.	2	1925,26
Davis, Billy	4	1980,81,82,83
Davis, Chip	4	1986,87,88,89
Davis, Cortez	1	2012
* Davis, David	4	1988,89,90,91
Davis, Dexter	3	1988,89,90
* Davis, Footsie	3	1930,31,32
Davis II, Fred	3	2020,21,22
* Davis, Guy	3	1926,27,28
Davis, Hal	3	1962,63,64
Davis, Heide	3	1970,71,72
Davis, J.D.	4	2015,16,17,18
Davis, James	4	2005,06,07,08 <sup>c</sup>
Davis, Jason	4	1990,91,92,93
Davis, Jeff	4	1978,79,80,81 <sup>c</sup>
Davis, Jerry	2	1972,73
Davis, Jud	4	1944,45,47,48
Davis, Judah	4	2015,16,17,18
Davis, Kalon	4	2011,12,13,14
Davis, Orlando	1	1995
* Davis, St. Clair	1	1928

Davis, Ty	3	1982,83,84
Davis, Tyler	5	2019,20,21,22 <sup>c</sup> ,23 <sup>c</sup>
Davison, Kyle	1	2008
Dawkins, Brian	4	1992,93,94,95
Dawkins Jr., Brian	1	2019
Dawson, Eric	1	1985
Day, Dean	1	1981
Dean, Jad	4	2003,04,05,06
* Deanhardt, Luke	4	1946,47,48,49
Deanhardt Jr., Luke	1	1971
DeBardelaben, Bob	2	1958,59
* DeBeer, Tim	4	2003,04,05,06
Decock, Bruce	3	1971,72,73
* DeCosta, E.J. (Beef)	2	1901,02
* Deitz, Frank	2	1939,40
Deluliis, Frank	4	1985,86,87,88
* DeLoach, Billy	1	1949
Delusme, Ronny	3	2001,02,03
Demaras, Steven	1	2011
Demery, Pete	1	1981
Demps, Reggie	2	1989,90
<b>Denhoff, Cade</b>	<b>2</b>	<b>2022,23</b>
DePew, Bill	2	1968,69
DePrimio, Nick	1	2003
* Derrick, Oscar	3	1903,05 <sup>c</sup> ,06
Derriso, Steve	4	1990,91,92,93
DeSimone, Dick	3	1954,56,57
DeStefano, Patrick	1	2013
DeSue, Tony	4	1993,94,95,96
Devane, William	4	1980,81,82,83
Dial, Alex	1	1992
* Dickson, Laury	1	1905
Diekmann, Phillip	1	2004
Diehl, Chad	4	2008,09,10,11 <sup>c</sup>
Diggs, Bubba	4	1978,79,81,82
* Dillard, Bill	3	1932,33,34
DiMucci, Dan	3	1949,50,51
* Dingle, Adrian	4	1995,96,97,98
Diomande, Andrew	1	2006
Dixon, Bruce	1	1989
Dixon, Lyn-J	3	2018,19,20
Dixon, Terrance	1	1992
Dodd, Kevin	3	2012,14,15
Dolce, Chris	2	1978,79
Donaldson, Richard	3	1982,83,84
Donnelly, Carson	4	2019,20,21,22
Dorn, Jim	3	1969,70,71
* Dotterer, E.G. (Gilly)	2	1922,23
Dotherow, Fudge	1	1962
* Douthitt, Claude (Pug)	4	1898,99,00,01 <sup>c</sup>
Downer, Cole	2	2004,05
Downs, Anthony	2	1994,95
* Dozier, Ted	3	1931,32,33
* Drag, Mark	4	1985,86,87,88
Driver, Stacey	4	1982,83,84,85
* Duckett, Graves	1	1916
* Duckworth, Joe	3	1898,99,00
Ducworth, C.H.	1	1974
Ducworth, George	3	1968,69,70
Ducworth, Ronnie	3	1966,67,68 <sup>c</sup>
Ducworth, Thomas	1	1973
Dudley, T.J.	1	2022
Dukes, Marion	4	2003,04,05,06
Dukes, Michel	2	2019,20
* Dukes, Mike	3	1956,57,58
Duley, Tom	1	1965
Dumas, Charlie	3	1962,63,64
Duncan, John	1	1984
Dunhan, David	4	2002,03,04,05
* Dunlap, Tom	2	1919,20
Dunn, Adrien	3	2014,15,16
Dunn, K.D.	4	1981,82,83,84
Dunnican, Kelton	3	1994,95,96
* Durham, Steve	4	1977,78,79,80
* Dye, Tyshon	3	2014,15,16
Dye, Xavier	4	2007,08,09,10
Dyer, Clint	3	1945,46,48
* Dyess, Jimmie	1	1929

## E

Player	VL	Year(s)
<b>Earle, Hampton</b>	<b>2</b>	<b>2022,23</b>
Earle, James	4	1984,85,86,87
* Earle, J.C.	1	1900
Early, John	1	2008
Eason, Nick	4	1999,00,01,02 <sup>c</sup>
Easton, Lance	2	1991,92
Eaves, Robin	1	1990
Eberhart, Terry	1	1958

Eddis, Nick	1	2021
Edwards, Antwan	4	1995,96,97,98
Edwards, Jacob	2	2019,21
Edwards, James	2	2019,21
Edmond, Marcus	3	2015,16,17
* Eidsen, Wesley	2	1967,68
Eley, Thomas	1	1975
Ellenburg, Charlie	2	1966,67
Ellington, Andre	4	2009,10,11,12 <sup>c</sup>
Elliott, Tony	4	2000,01,02,03 <sup>c</sup>
Ellis, David	2	1999,00
Ellis, Joe	3	1981,83,84
Ellis, Wesley	3	1996,97,98
* Ellison, Gill	2	1904,05
Elvington, B.B.	3	1968,69,70 <sup>c</sup>
* Emanuel, Emmett	3	1920,21,22 <sup>c</sup>
* Emerson, Jack	1	1947
Engel, Karl	1	1962
English, Tom	1	1968
Ennis, Sage	3	2021,22,23
Enzor, Scott	2	1985,86
Eppes, Roy	2	1976,77
Eppley, Mike	3	1982,83,84 <sup>c</sup>
* Epps, M.H. (Pepper)	1	1910
Esgro, Greg	1	1984
* Eskew, Henry	3	1925,26,27 <sup>c</sup>
Estes, David	2	2015,16
Ethridge, Brooks	1	1970
Ethridge, Don	3	1969,70,71
Etienne, Travis	4	2017,18,19,20
Etta-Tawo, Etta	1	2006
Evans, Charlie	1	1962
Evans, David	3	1997,98,99
Evans, Leomont	4	1992,93,94,95
Eyler, Rick	2	1968,70
* Ezell, J.F. (Sam)	2	1909,10
* Ezell, R.B. (Doc)	1	1912

## F

Player	VL	Year(s)
Fabers, Leon	2	1972,73
Facciolo, Mike	3	1964,65,66 <sup>c</sup>
Faerber, Nelson	3	2006,07,08
Fajgenbaum, Phillip	4	2010,11,12,13
Falcinelli, Justin	4	2015,16,17,18
Farnham, Dave	3	1969,70,71
Farr, James	4	1980,81,82,83 <sup>c</sup>
Faulkenberry, Riggs	1	2023
Feaster, Rodney	4	1999,00,01,02
Feaster, Tavien	3	2016,17,18
Fellers, Mark	3	1972,73,74 <sup>c</sup>
* Fellers, Stan	3	1932,33,34
Ferrell, Clelin	3	2016,17,18 <sup>c</sup>
Few, Bill	3	1955,56,57
* Fewell, J.A. (Jake)	2	1924,25
Fewster, Butch	3	1990,91,92
Fields, Mark	4	2015,16,17,18
Fields, Stacy	4	1987,88,89,90 <sup>c</sup>
* Finklea, G.I.	3	1923,24,25 <sup>c</sup>
* Finley, States Rights Gist	2	1916,17
Fisher, Brad	3	1979,80,81
Fitzpatrick, Pat	1	1978
Flagler, Terrence	4	1982,84,85,86 <sup>c</sup>
* Flatman, Gene	1	1936
* Fleming, F	2	1907,08
* Fleming, J.M. (Fatty)	1	1925
* Fleming, Vic	2	1930,31
* Fleming, W.H.	2	1929,30
Flesch, Jeb	4	1988,89,90,91
Fletcher, Rodney	2	1988,89
<b>Florenzo, Philip</b>	<b>2</b>	<b>2022,23</b>
Flowers, Bradley	1	2007
Flowers, Kenny	4	1983,84,85,86
* Floyd, George	2	1939,40
* Floyd, Joe	1	1993
Fogle, Lou	3	1961,62,63
* Folger, Mac	3	1934,35,36
Forbush, Matt	1	2005
Forbush, Wes	1	2013
Ford, Andy	4	1993,94,95,96
Ford, Brandon	4	2009,10,11,12
Ford, Jacoby	4	2006,07,08,09
Ford, Peter	4	1993,94,95,96
* Fordham, Angus	2	1930,31 <sup>c</sup>
Forney, Warren	4	1991,92,94,95
Foster, Jon	1	1988
Foster, Justin	4	2017,18,19,21
* Forsythe, J.A. (PeeWee)	3	1901,02,03
* Forsythe, W.C.	4	1898,99,00,01



# LETTERMEN

Fortner, Jeff	2	1991,92
Fountain, Maurice	4	2001,02,03,04
Fox, Angelo	2	1987,88
Fox, DoMarco	4	1996,97,98,99
Francis, Touré	3	2000,01,03
Franklin, Chris	2	1993,94
* Franklin, Harry	2	1941,42
Freeman, Dalton	4	2009,10,11,12 <sup>cc</sup>
* Freeman, Eddis	4	1943,44,45,46
* Frew, W.L. (Red)	1	1918
Frierson, Bob	1	1982
* Fritts, George	3	1939,40,41
Fruhmorgen, Jake	2	2015,16
Fry, Dustin	4	2003,04,05,06
Fry, Roman	4	2003,04,05,06
Fudge, Jamaal	4	2002,03,04,05 <sup>cc</sup>
* Fuller, C.J.	3	2015,16,17
Fuller, Steve	4	1975,76,77 <sup>cc</sup> ,78 <sup>cc</sup>
Fulmer, John	3	1967,68,69
Fulmer, Zach	1	2013
Funderburk, Mike	1	1968
Furr, Stephen	3	2002,04,05
* Furtick, Fritz	4	1903,04,05,06 <sup>c</sup>

## G

Player	VL	Year(s)
Gabriel, Elsmore	2	2006,07
Gaddis, C.J.	3	2004,05,06
* Gage, Bobby	4	1945,46,47,48
Gaillard, Jerry	4	1978,79,80,81
* Gainer, Chick	4	1943,46,47,48
Gaither, Darius	1	2007
Gallman, Wayne	3	2014,15,16
Galloway, Braden	4	2018,19,20,21
Galloway, G.G.	4	1972,73,74,75
Galuska, Pete	3	1969,70,71
Gamble, Jason	2	1997,98
* Gandy, Arthur	4	1909,11,12,13 <sup>c</sup>
* Gantt, W.A.	1	1905
* Gantt, Jonnie	1	1902
Gardner, Joel	2	2000,01
Gardner, Rod	4	1997,98,99,00 <sup>cc</sup>
Gardocki, Chris	3	1988,89,90
* Garick, Richard	3	1966,67,68
* Garrison, Bill	2	1902,03
* Garrison, C.C.	1	1923
Garrison, Gene	1	1953
* Gaskin, Dreher	3	1950,51,53 <sup>cc</sup>
Gasque, Mike	2	1980,81
* Gassaway, Jim	2	1928,29
* Gaston, Clark	3	1961,62,63
* Gaston, R.T.	3	1905,06,07
Geathers, Eddie	3	1978,79,80
* Gee, C.F. (Little Mutt)	3	1912,13,14
* Gee, J.G. (Mutt)	4	1914,15,16,17
Gehret, Guy	3	1972,73,74
Gemas, Kevin	2	1983,84
Gennerich, Gary	3	1970,71,72
* Gentry, Charlie	3	1896,97,98
* Gentry, Frank	3	1950,51,52
Geohaghan, Ronald	1	2013
* George, A.P.	2	1899,00
* George, Buck	4	1951,52,53,54 <sup>cc</sup>
Gerald, Henry	1	1965
Gerrald, Steve	1	1988
Geter, Eric	4	1989,90,91,92
* Gettys, E.F. (Red)	4	1918,19,20,21
Gibbs, Steve	4	1974,76,77,78
Gibson, Cameron	1	1988
Gibson, Ford	2	1972,75
Gibson, Jefferie	1	2015
* Gibson, Tyrone	3	1989,91,92
Giella, Zach	3	2016,17,18
Gilchrist, Marcus	4	2007,08,09,10 <sup>cc</sup>
* Gillespie, Bill	1	1943
* Gillespie, Dick	2	1948,50
* Gillespie, Frank	3	1946,47,48
Gillespie, Nathan	3	2000,01,02
Gilliam, Sergio	4	2003,04,05,06
* Gilmer, Grover G.	4	1917,19,20,21
* Gilmer, Frank	3	1908,09,10
Gilstrap, Clay	2	1986,87
Gilstrap, Earl	2	1970,71
Gilstrap, Rick	3	1969,70,71
* Glaze, Coleman	3	1960,61,62
Glenn, Ed	2	1993,94
Glenn, Joe	4	1979,80,81,82
Gobble, Robert	1	1958
Godfrey, Pat	2	2017,18

Godfrey, Steve	2	1976,77 <sup>cc</sup>
Goehring, Jim	2	1976,77
Goff, Johnnie Mac	1	1968
Goggins, Harold	4	1975,76,77,78
* Goins, Gus	3	1936,37,38
Goldberg, Bob	2	1977,78
Goode, Alex	1	2014
Goodine, Duane	1	2000
* Gooding, R.F. (Fatty)	1	1904
Goodloe, John	1	1977
Goodman, Malliciah	4	2009,10,11,12
Goodnature, Brennan	1	2015
Goodrich, Mario	4	2018,19,20,21 <sup>cc</sup>
Goodson, B.J.	4	2012,13,14,15 <sup>cc</sup>
Goodson, Robert	1	1996
Goudelock, David	2	1990,91
Gordon, Chuck	1	1976
Gore, Buddy	3	1966,67,68
Gore, Joe	4	2012,13,14,15
Goss, Dennis	2	1971,72
Graham, Bernie	2	1950,51
* Graham, George	1	1944
Granger, Ty	4	1985,86,87,88
Grant, Jamarcus	3	2006,07,08,09
Grant, Kelvin	2	2003,04
Gravely, Mike	1	1974
* Gray, Bill	1	1911
Gray, Ricky	1	1980
Grdijan, John	3	1955,56,57 <sup>cc</sup>
* Green, Harry	2	1901,02
Green, Mervin	1	1988
Green, Noah	2	2016,18
Green, T.J.	3	2013,14,15
Green, Zach	2	2004,06
Greenawalt, Stan	1	1973
Greene, Adrian	2	1996,97
Greene, Earle	2	1955,56
Greene, Gerry	1	1991
Greene, Hamp	1	2023 <sup>cc</sup>
* Greene, Johnny	1	1955

Greene, Malcolm	3	2020,21,22
Greene, Nealon	4	1994,95,96,97
Greenlee, D.J.	3	2015,16,17
* Gresham, Metz	1	1929
* Gressette, Larry	3	1951,52,53
* Gressette, Nathan	3	1951,52,53 <sup>cc</sup>
Grier, Marrio	2	1992,93
<b>Griffin, Kylon</b>	<b>1</b>	<b>2023</b>
Griffin, Steve	4	1982,84,85,86
Griffith, Frank	2	1954,55
* Grigsby, Billy Luke	3	1948,49,50
Grimes, Tyler	3	1986,87,88
Grisham, Tyler	4	2005,06,07,08 <sup>cc</sup>
Groomes, Carter	2	2018,19
Groomes, Christian	1	2017
* Groover, Cory	2	2004,05
Gue, Tommy	3	1959,60,61
Guess, Henry	4	1992,93,94,95
Guillermo, Jay	4	2013,14,15,16 <sup>cc</sup>
<b>Gunn III, Robert</b>	<b>1</b>	<b>2023</b>
* Gunnells, Bill	2	1928,29
Gunnells, Dan	3	1965,66,67
* Guy, Ruben	1	1932

## H

Player	VL	Year(s)
Haddock, Lee	2	1970,71
Hafley, Charles	4	1998,99,00,01 <sup>cc</sup>
Hagen, Arthur	1	1944
Haglan, J.D.	3	1976,77,78
* Hair, Billy	3	1950,51,52 <sup>cc</sup>
* Hair, J.C.	3	1924,26,27
Hairston, Chris	4	2007,08,09,10 <sup>cc</sup>
Hall, Ben	4	2001,02,03,04
* Hall, Bill	3	1938,39,40 <sup>cc</sup>
Hall, Delton	4	1983,84,85,86
Hall, Hollis	3	1979,80,81
Hall, Howard	4	1989,90,91,92
Hall, Lamont	4	1994,95,96,97
Hall, Les	4	1989,90,91,92

Hall, Quintin	1	2015
Hall, Rashard	4	2009,10,11,12 <sup>cc</sup>
* Hall, R.M. (Fatty)	3	1926,27,28
Hall, Wade	2	1960,63
* Hamer, Ray	3	1939,40,41
Hamilton, Derrick	3	2001,02,03
* Hamilton, Reuben	1	1896 <sup>c</sup>
Hamlin, Michael	4	2005,06,07 <sup>cc</sup> ,08 <sup>cc</sup>
* Hammett, L.O.	1	1918
Hammond, Brian	1	1985
Hammond, Vance	4	1987,88,89,90 <sup>cc</sup>
Hamrick, Tucker	1	1999
<b>Hanafin, Ronan</b>	<b>1</b>	<b>2023</b>
* Hane, J.K.	3	1924,25,28
Haney, Don	1	1993
Hankins, Kelvin	3	1989,90,91
* Hankinson, Crimmins	2	1953,54
* Hankle, Witt H.	3	1908,09,10 <sup>c</sup>
Hansford, Ogden	3	1974,75,78
* Hanvey, Ernest	1	1913
* Hanvey, George	2	1897,98
* Hanvey, Jock T.	4	1896,97,02,03
* Hardin, L.G.	1	1916
Harman, Dean	1	1991
Harmon, Eric	4	1987,88,89,90
* Harmon, H.M. (Duck)	3	1914,15,16
* Harmon, S.E. (Pat)	3	1922,23,24
Harper, Charles	1	2002
Harper, Cullen	3	2006,07 <sup>cc</sup> ,08 <sup>cc</sup>
Harper, J.C.	4	1985,86,87,88
Harper, Jamie	3	2008,09,10
Harps, Wayne	4	1986,87,88,89
Harrell, Cliff	4	2002,03,04,05
Harrell, Ricky	3	1970,71,72
* Harris, H.S. (Lazy Bill)	3	1914,15,16
Harris, John	3	1990,91,92
* Harris, L.D.	1	1919
Harris, La'Donte	4	2004,05,06,07
Harris, Reggie	3	1986,87,88
Harris, Rudy	3	1990,91,92

ERIC GETER



# LETTERMEN

Harrison, Will	1	2011
Hart, Chris	1	1989
* Hart, Willard L. (Bub)	2	1916,17
* Harvey, Byars	2	1925,26 <sup>c</sup>
* Harvey, Randy	2	1967,68
* Harvey, S.A. (Speck)	1	1922
Harvey, Travis	2	1993,95
* Harvin, Lionell	3	1929,30,31
* Harvley, Clyde	1	1931
Haselden, David	1	2002
Hatcher, Dale	4	1981,82,83,84
Hatcher, Jesse	2	1987,88
Hauser, Tad	1	1980
Hausgen, Ed	4	1992,93,94,95
* Hayden, C.J.	1	1911
* Hayes, Rudy	3	1956,57,58 <sup>cc</sup>
Haynes, Joey	1	1987
Haynes, Norman	3	1985,86,87
Headen, Andy	4	1979,80,81,82
Hearn, Taylor	3	2015,16,17 <sup>cc</sup>
Hecht, Bill	3	1963,64,65 <sup>cc</sup>
* Heffner, L.B.	1	1920
Hefner, Larry	3	1969,70,71 <sup>cc</sup>
Heilig, Don	1	1959
* Heinemann, John	3	1931,32,33 <sup>c</sup>
Helms, Hunter	1	2023
Hemby, Ryan	2	2001,02
Hemphill, James	1	1993
* Hendee, H.M. (Tick)	2	1925,26
Henderson, Brock	1	2010
Henderson, Jerome	4	1987,88,89,90
Henderson, Joe	3	1987,88,89
* Hendley, Dick	4	1946,48,49,50
Hendley, Richard	3	1980,81,82
* Hendricks, L.L.	2	1896,97
Heniford, Mark	4	1974,75,76,77
Heniford, Todd	1	1984
* Henley, Cliff	2	1934,35
Henry, Dale	3	1969,70,71
Henry, K.J.	5	2018,19,20,21,22 <sup>cc</sup>
Henry, William	3	2001,02,03
Herbstreit, Tye	1	2022
* Herlong, Doug	2	1948,51
* Herlong, Henry	1	1930
Herrin, Deke	1	1998
Hewitt, Andre	1	1993
Hicks, Harry	1	1954
Hicks, Ken	1	1972
Higgins, Tee	3	2017,18,19
Hill, Brian	1	2008
Hill, Jerome	2	1974,75
Hill, Leroy	4	2001,02,03,04 <sup>cc</sup>
Hill, Tye	4	2002,03,04,05
* Hilderbrand, Nolten	1	1953
* Hinson, Randy	3	1933,34,35
Hinton, Marcus	4	1992,93,94,95
<b>Hoffler, A.J.</b>	<b>1</b>	<b>2023</b>
Holden, Landon	1	2019
* Holland, Joe	1	1904 <sup>c</sup>
* Holland, Lawson	1	1974
Holloman, Duke	2	1983,84
Holloman, Jason	4	1997,98,99,00
* Holohan, R.F. (Butch)	4	1921,22,23 <sup>c</sup> ,24
Homonoff, Edward	2	1973,74
Hood, Greg	2	1992,93
Hook, Charlie	3	1965,66,68
* Hook, Fred	2	1931,32
Hooper, Ricardo	3	1986,87,88
Hope, Leon	3	1973,74,75
Hopkins, DeAndre	3	2010,11,12
Hopkins, Stan	2	1971,72
Hopper, Germone	3	2013,14,15
Horne, Charlie	3	1956,57,58
Horne, Tony	4	1994,95,96,97
* Horton, Tate	3	1933,34,35
Hostetler, Hoss	3	1964,66,67
Hough, James	1	1945
Houskin, Marcus	2	2000,01
Howard, D.J.	4	2011,12,13,14
Howard, Jimmy	3	1961,62,63
Howard, J.J.	4	2000,01,02,03
<b>Howard, Trent</b>	<b>3</b>	<b>2021,22,23</b>
Howell, Trey	1	1988
Hubert, Pooley	2	1950,53
Hudson, Alex	3	1980,82,83
* Hudson, Bill	3	1954,55,56
Hudson, Billy	3	1976,77,78
* Hudson, Bob	4	1947,48,49,50
* Hudson, J.C.	3	1950,51,52

Huegel, Greg	4	2015,16,17,18
Huey, Terrance	1	2001
Huggins, Albert	4	2015,16,17,18
Hughes, Wade	2	1971,72 <sup>cc</sup>
Hulsey, Corey	3	1996,97,98
Humphrey, Andre	4	1992,93,94,95
Humphries, Adam	4	2011,12,13,14 <sup>cc</sup>
Humphries, Barry	3	2006,07,08
Hunt, Aaron	4	2000,01,02,03
Hunt, Revonne	1	1951
* Hunter, Bill	3	1942,46,47
Hunter, Brian	1	1992
* Hunter, Hamp	3	1953,54,55
* Hunter, N.M. (Buster)	3	1899,00,01
Hunter, Stanley	1	2008
Hunter, Thomas	4	2003,04,05,06
Huntley, Chuck	2	1970,73
Hutchins, Roger	2	1991,92
Hutchinson, Bobby	3	2006,07,08
Hyatt, Mitch	4	2015,16,17,18 <sup>cc</sup>
* Hydrick, Onan	2	1908,09
Hynes, Dave	3	1960,61,62 <sup>c</sup>

I		
Player	VL	Year(s)
Igwebuikwe, Donald	4	1981,82,83,84
* Inabinet, B.C.	3	1953,54,55
* Inabinet, Clarence J.	3	1933,34,35
Inge, Mark	3	1986,87,88
Ingle, Reid	3	1982,83,84
Ingram, Keith	1	1987
Inman, Don	1	1984
Isaacs, Mike	3	1983,84,85

J		
Player	VL	Year(s)
Jackson, Jack	1	1969
Jackson, Jackie Lee	3	1966,67,68
Jackson, Jacky	3	1965,66,67
Jackson, Josh	2	2019,20
Jackson, Kenzil	4	1989,90,91,92
Jackson, Kit	3	1965,66,67
* Jackson, M.E.	1	1921
Jackson, Rashaad	4	2005,06,07,08
Jackson, Richard	2	2009,10
* Jackson, Robert	3	1993,94,95
* Jackson, Scott	3	1952,53,54 <sup>cc</sup>
Jackson, Steven	3	2003,04,05 <sup>cc</sup>
* Jackson, S.L. (Stonewall)	3	1922,23,24
* Jackson, Wister	2	1938,39
James, Charlie	2	1988,89
James, Freddie	3	1998,99,00
* James, M.B. (Jimmy)	4	1911,12,13,14
* Jameson, Hugh	3	1939,40,41
Jamison, Brandon	1	2002
Jamison, Vontrell	2	2003,04
Jansen, John	3	1984,85,86
Jarrett, Grady	4	2011,12,13,14 <sup>cc</sup>
Jasmin, Chad	4	2000,01,02,03
Jaynes, Danny	2	1976,77
Jefferies, Darnell	3	2019,20,21
Jehlen, George	3	1974,75,76
Jenkins, Corbin	2	2013,14
Jenkins, James	1	1994
Jenkins, Jarvis	4	2007,08,09,10 <sup>cc</sup>
Jenkins, Martin	4	2010,11,13,14
Jenkins, Marvis	1	2001
* Jenkins, Ralph	4	1943,44 <sup>c</sup> ,45 <sup>c</sup> ,46 <sup>c</sup>
* Jennings, A.T.	1	1914
Jennings, Keith	4	1985,86,87,88
* Jeter, J.P.	1	1913
Jetton, Neal	3	1973,74,75 <sup>cc</sup>
Jewell, Donnie	1	1993
Johnson, A.J.	2	1984,85
Johnson, Bashon	1	1996
Johnson, Bobby	3	1970,71,72
Johnson, Cedric	4	2001,02,03,04
Johnson, Denzel	4	2016,17,18,19
Johnson, Hunter	1	2017,22
Johnson, Jadar	4	2013,14,15,16 <sup>cc</sup>
Johnson, John	4	1987,88,89,90
Johnson, Kevin	2	2000,01
Johnson, Kyle	2	2008,09
<b>Johnson, Noble</b>	<b>1</b>	<b>2023</b>
Johnson, Ricky	3	1963,64,65
Johnson, Sterling	2	2016,17
Johnson, Tayquon	2	2020,21
* Johnson, Tracy	4	1985,86,87,88
Jollay, Mike	2	1985,86

Jolley, Bobby	1	1951
Jolly, Terry	4	1997,98,99,00
* Jones, Bob	3	1928,29,30
Jones, Bob	2	1972,73
Jones, Chris	4	1995,96,97,98
Jones, C.J.	1	2013
Jones, Jimmy	1	1949
Jones, Kellen	2	2013,14
Jones, Marquan	4	2008,09,10,11 <sup>cc</sup>
Jones Jr., Mike	2	2019,20
Jones, Sheridan	5	2019,20,21,22,23
Jones, Tim	4	1991,92,93,94 <sup>cc</sup>
Jordan, Homer	3	1980,81,82 <sup>cc</sup>
* Jordan, Leonard	1	1941
Jordan, Whitey	3	1955,56,57
Jordan, Willie	4	1975,76,77,78
Joseph, Kendall	4	2015,16,17,18 <sup>cc</sup>
Joseph, Mansa	2	2010,11
Joye, David	2	1990,91
* Justus, Johnnie	3	1928,29,30 <sup>c</sup>

K		
Player	VL	Year(s)
* Kaigler, Ben	1	1902
* Kaigler, J.G.	3	1898,99,00
Kaltenback, Leon	3	1955,56,57 <sup>cc</sup>
* Kane, Mark	2	1953,54 <sup>c</sup>
* Kangeter, Jonnie	3	1910,11,12
* Katana, Ted	2	1965,66
* Kay, L.R.	2	1917,19
Kearse, Jayron	3	2013,14,15
* Keasler, A.L. (Gus)	2	1904,05
* Keel, J.W. (Rastus)	1	1906
Keller, Morris	1	1959
Kelley, Don	3	1969,70,71
Kelley, Freddy	3	1965,66,67
Kelley, Steve	1	1973
Kelly, Aaron	4	2005,06,07,08
Kelly, Chad	1	2013
Kelly, Xavier	3	2017,18,19
Kelly, Yusef	4	2000,02,03,04
* Kempson, Otis	3	1950,51,52
Kendrick, Derion	3	2018,19,20
Kendrick, Tommy	3	1969,70,71
Kennedy, Frank	2	1950,51
Kennedy, Tony	4	1988,89,90,91
Kenney, Steve	3	1976,77,78
Kesack, Gary	3	1974,75,76
Keys, Larry	3	1965,66,67
* Keyserling, H.L. (Golden)	1	1920
Kier, Brian	3	1974,76,77
Killen, Pat	1	1959
Kinard, Terry	4	1979,80,81,82 <sup>cc</sup>
King, Anthony	3	1976,77,78
King, Buddy	3	1970,71,72 <sup>cc</sup>
King, Carson	1	2018
* King, Don	4	1952,53,54,55 <sup>c</sup>
King, Jack	2	1968,69
King, Jimmy	3	1959,60,61
* King, L.O.	2	1901,02
King, Matthew	1	2018
King, Tommy	3	1959,60,61
* Kinsler, J.H.	1	1900
* Kirkconnell, Ben	1	1932
Kirkland, Levon	4	1988,89,90,91 <sup>cc</sup>
* Kissam, Roddy	3	1933,34,35
Kitchens, Ronnie	3	1967,68,69
Knight, Herman	2	1949,51
<b>Klubnik, Cade</b>	<b>2</b>	<b>2022,23</b>
* Klugh, W.W.	2	1925,26
* Knoebel, Fred	3	1950,51,52
Knott, Hal	1	1959
Knowles, Matthew	1	2008
Koon, Eugene	2	2001,02
Kopp, Wynn	2	2001,02
Kormanicki, Dave	2	1968,69
Korn, Willy	2	2008,09
Kreis, Kevin	1	1976
Kubu, Jon	1	1989
Kunz, Michael	1	1994

L		
Player	VL	Year(s)
* Lachicotte, A.S. (Boo)	1	1910
Ladson Jr., Frank	3	2019,20,21
Laird, Kevin	4	1995,96,97,98
Lakip, Ammon	3	2013,14,15
Lam, Elmo	3	1960,61,62 <sup>cc</sup>
Lamar, Tre	3	2016,17,18

Lambert, Cory	4	2006,07,08,09
* Lambert, John	1	1931
LaMontagne, Joe	3	1951,52,53
Lancaster, Chris	4	1985,86,87,88
Landry, Mark	4	1994,95,96,97
Langford, Charlie	1	1979
* Langston, J.L.	1	1920
Lanzendoen, Jim	1	1973
* Laraway, Walt	3	1953,54,55
Latimer, Al	1	1978
* Latimer, Bill	1	1906
* Lawrence, Bert	1	1902
Lawrence, Dexter	3	2016,17,18
Lawrence, Floyd	1	1956
Lawrence, Reggie	3	1988,89,90
Lawrence, Trevor	3	2018,19,20 <sup>cc</sup>
<b>Lawson, Jahiem</b>	<b>1</b>	<b>2023</b>
Lawson, Larry	1	1970
Lawson, Shaq	3	2013,14,15
* Lawton, Streak	2	1935,36
Lawton, Winston	1	1969
Lawyer, Mal	4	1996,97,98,99
Lay, Jaelyn	2	2020,21
Lazzara, Tony	3	1999,00,01
Leake, John	4	2000,01,02,03
Learn, Randy	4	1979,80,81,82
LeBel, David	3	1973,74,75
* Lee, A.C. (Bun)	1	1907
* Lee, Harry	2	1934,35
Lee, Mark	2	1974,75
Lee, Tyrone	4	2000,01,02,03
Leggett, Jordan	4	2013,14,15,16 <sup>cc</sup>
<b>Leigh, Tristan</b>	<b>2</b>	<b>2022,23</b>
LeJeune, Brent	3	1991,92,93
Lemay, Jason	1	1999
Leonard, Colin	3	2005,06,07
Leonard, Hal	2	1946,47
Leonard-Horwith, Shawn	1	2010
Leverman, Gerald	1	1945
* Lewis, Alex P.	3	1911,12,13
Lewis, Carlton	3	2009,10,11
* Lewis, Gus	2	1900,01
Lewis, Haydrian	4	2005,06,07,08
* Lewis, H.D.	3	1935,36,37 <sup>c</sup>
* Lewis, J.B.	3	1898,99,1900
Lewis, Marcus	1	2000
* Lewis, Merritt	3	1932,33,34
Lewis, Micah	1	2001
<b>Lewis, Shelton</b>	<b>1</b>	<b>2023</b>
Lewis, Stacy	2	1989,90
Lewis, Zane	3	1995,96,97
Lewter, Steve	3	1969,70,71
Lhotsky, Joe	3	1966,67,68
Liberatore, Frank	3	1964,66,67 <sup>cc</sup>
* Lightsey, F.B. (Bull)	3	1922,24,25
* Lightsey, L.M. (Yen)	4	1917,18,19,20
Lindsey, Otis	2	1981,82
* Link, A.C.	1	1926
Linthicum, Brian	1	2007
<b>Linthicum, Ryan</b>	<b>1</b>	<b>2023</b>
* Littlejohn, C.E. (Mule)	3	1913,14,15
* Locklair, Ed (Pop)	1	1941
Locklair, Mike	3	1966,67,68
Locurcio, Todd	1	1993
Logan, Jimmy	1	1966
* Logan, J.R.	2	1912,13
* Long, Evans	1	1930
Long, Stacy	4	1986,88,89,90
Lott, Billy	3	1977,78,79 <sup>cc</sup>
Lott, James	4	1986,87,88,89
Lovelace, Chris	1	1993
* Lowman, P.I. (Pi)	2	1918,19
Lowther, Rush	1	2005
Lucas, Ty	2	2019,21
Luckie, Billy	1	1996
<b>Lukus, Jeadyn</b>	<b>2</b>	<b>2022,23</b>
Lundeen, Danny	2	1970,71
* Luzzi, Richie	3	1966,67,68
* Lykes, Powell	2	1905,06
* Lynah, Jim	2	1900,01
Lynch, Chuck	1	1991
Lynn, Dave	3	1958,59,60 <sup>cc</sup>
Lytton, Jeff	3	1983,84,85

M		
Player	VL	Year(s)
Maass, Andrew	1	2014
Mac Lain, Eric	4	2012,13,14,15 <sup>cc</sup>
Mac Lain, Ryan	1	2018



# LETTERMEN

Mac Lain, Sean	2	2015,16
Mack, Kevin	4	1980,81,82,83
Mack, Terence	4	1983,84,85,86 <sup>cc</sup>
Macklin, Travis	3	1996,97,98
Macko, Paul	3	2006,07,08
Maddox, Jack	3	2019,20,21
Mader, Eric	2	1989,90
<b>Mafah, Phil</b>	<b>3</b>	<b>2021,22,23</b>
* Magee, Watson	3	1936,37,38
* Magill, Dick	3	1927,28,29
* Magill, William	3	1913,14,15 <sup>c</sup>
* Maguire, Keith	3	2020,21,22
Magwood, Frank	3	1980,81,82
* Major, C.S. (Dopey)	4	1913,14,15,16 <sup>c</sup>
Maloney, Matthew	2	2021,22
Mance, Brian	4	1999,00,01,02
Maners, Jimmy	2	2007,08
* Maness, Ed (Chippy)	3	1938,39,40
Mann, Wes	3	1983,84,85
Mannella, Dave	1	1979
Manos, Pete	3	1949,50,51
* Marazza, Dick	3	1954,55,56
Mariable, Dorian	4	1986,87,88,89
Marion, Phil	3	1964,65,66
Marler, Malcolm	4	1973,74,75,76 <sup>cc</sup>
* Marshall, L.E.	1	1926
* Martin, Bob	3	1946,47,48 <sup>cc</sup>
Martin, Carl	2	1981,82
Martin, Jermaine	1	2007
* Martin, J.M.	3	1909,10,11
Martin, Khang	1	1993
Martin, Marcus	2	1997,98
Martin, Peanut	3	1972,73,75
* Martin, W.N.	2	1925,27
Mascoli, Justin	5	2019,20,21,22,23 <sup>cc</sup>
* Masner, Ray	3	1956,57,58
<b>Mason, Armon</b>	<b>1</b>	<b>2022</b>
* Mass, Wayne	3	1965,66,67
Massaro, Cary	3	1980,81,82
Massengill, Wells	1	1972
Mathews, Mike	1	1971
* Mathews, Ray	4	1947,48,49,50
Mathews, Tony	2	1973,74
* Mathis, A.J.	1	1898
* Mathis, Bill	3	1957,58,59
* Matthews, Bill	2	1915,16
Matthews, Mack	3	1960,62,63
* Mattos, Tommy	3	1952,53,54
Mauldin, Collins	1	2015
* Mauldin, Hugh	3	1963,64,65
Mauney, Marcus	1	2000
Mauney, Tony	4	1988,89,90,91
Maxwell, Byron	4	2007,08,09,10
* Maxwell, Jeff	2	1896,97
* Maxwell, John	2	1902,03
May, Max	3	2019,20,21
* Mayberry, Bob	4	1979,80,81,82
Maye, Brandon	3	2008,09,10
Mayer, Charlie	3	1969,70,71
Mayers, Sylvester	1	2020
Mayes, Mitchell	4	2020,21,22,23
<b>McAttee, Bubba</b>	<b>2</b>	<b>2022,23</b>
McBride, Dan	1	1973
McCall, Jack	1	2021
McCall, Jeff	4	1979,80,81,82
McCanless, Jim	3	1955,56,58
* McCarley, Bob	3	1927,28,29
McCauley, Jim	1	1949
McClain, Antoine	4	2008,09,10,11
McCleon, Dexter	4	1993,94,95,96 <sup>c</sup>
McClinton, Todd	3	2001,02,03
McCloud, Gerald	1	2003
<b>McCloud, Kobe</b>	<b>1</b>	<b>2023</b>
McCloud, Ray-Ray	3	2015,16,17
McClure, Bruce	3	1963,64,65
* McConnell, H.S.	2	1914,15
* McConnell, R.E.	2	1925,26
* McConnell, S.W.	3	1934,35,36
* McConnell, T.S.	3	1934,35,36
McCory, Bob	1	1944
McCown, Fred	1	1942
* McCown, Slick	2	1933,34
* McCown, T.M.	1	1918
McCrorey, Andye	4	1992,93,94,95
McCullough, Jay Jay	2	2013,14
McCullough, Richard	4	1985,86,87,88
McCurty, Damon	1	1979
McCutchen, Evan	1	2023
McDaniel, DeAndre	4	2007,08,09,10 <sup>cc</sup>

McDaniel, Ed	4	1988,89,90,91
McDermott, John	3	1998,99,00
McDowell, Garry	2	1974,75
McDowell, Roderick	4	2010,11,12,13
McDuffie, Chris	4	2004,05,06,07
McElmurray, Mac	3	1964,65,66
McElrathbey, Ray Ray	1	2006
McElveen, Donny	1	2013
* McElveen, Norwood	3	1939,40,41
* McFadden, Banks	3	1937,38,39
McFadden, Jordan	4	2019,20,21,22 <sup>cc</sup>
* McFadden, R.D.	1	1908
* McFadden, R.H. (Doc)	2	1906,07
McFadden, Wesley	4	1985,87,88,89 <sup>cc</sup>
McGee, Edgar	3	1965,66,67
* McGill, C.A.	1	1925
* McGlockton, Chester	3	1989,90,91
* McGlone, T.F.	1	1926
McGuirt, Bill	2	1960,61
McInally, Chris	2	1993,95
* McIver, Rick	2	1904,05
McKelvey, J.J.	4	1999,00,01,02
McKenney, Pat	2	1985,86
McKenzie, Damonte	4	1995,97,98,99
* McKenzie, W.W.	1	1918
* McKeown, J.A.	1	1903
* McKissic, Jock	4	2005,06,07,08 <sup>cc</sup>
McLane, Riley	2	1966,67
McLaurin, Duncan	1	2005
McLaurin, Jewell	2	1969,70
* McLaurin, J.N.	4	1904,05,06,07 <sup>c</sup>
McLees, Jimmy	2	1990,91
* McLellan, Bill	2	1953,54
McLellan, Cliff	1	1981
* McLendon, Ed	1	1939
* McLendon, Lem	1	1955
McLeod, Matt	2	1996,97
McMahan, Dave	2	1969,70
McMahan, Matt	1	2021
McMakin, John	3	1969,70,71 <sup>cc</sup>
McMichael, Kyler	1	2018
* McMillan, Goat	2	1928,29
* McMillan, Raiford	3	1926,27,28
* McMillan, W.L. (Red)	3	1913,14,15
* McNeal, Bryant	4	1999,00,01,02 <sup>cc</sup>
McNeal, Bryce	1	2010
McSwain, Chuck	4	1979,80,81,82
McSwain, Rod	4	1980,81,82,83
Meadowcroft, Charlie	3	1963,64,65
Meadows, Dwayne	3	1984,85,86
Means, Harold	3	1996,97,98
Medlin, Jamal	1	2008
Medlin, Rick	3	1967,68,69
Meekins, Eric	4	1999,00,01,02
Meeks, Chuck	1	1982
Meeks, Jonathan	4	2009,10,11,12 <sup>cc</sup>
* Mellette, F.M.	1	1911
Mellusi, Chez	2	2019,20
* Melton, L.H. (Doc)	2	1923,24
Merling, Phillip	3	2005,06,07
Merritt, Will	4	1998,99,00,01
Merriweather, Reggie	4	2003,04,05,06
Michael, Benny	3	1966,67,68
<b>Mickens, R.J.</b>	<b>4</b>	<b>2020,21,22,23</b>
* Midkiff, Bob	1	1926
Miller, Bill	1	1962
Miller, Billy	1	1943
<b>Miller, Blake</b>	<b>2</b>	<b>2022,23</b>
* Miller, Bob	2	1931,32 <sup>c</sup>
* Miller, H.E.	2	1937,38
* Miller, Jack	3	1944,47,48
Miller, Jim	1	1948
Miller, Josh	4	2005,06,07,08
Miller, Justin	3	2002,03,04
Miller, Ron	1	1958
Miller, Tif	1	2001
Mills, Jeff	2	1974,75
Milton, Eldridge	4	1981,83,84,85
Milton, Fred	3	1968,69,70
* Mimms, Charlie	1	1946
Mitchell, Joedy	1	1996
Moncrief, Richard	4	1990,91,92,93 <sup>c</sup>
* Monledous, Zag	2	1927,28
* Mooneyham, Jack	3	1949,50,51
Montone, Neil	1	1947
Monts, Tavaghn	3	2001,03,04
* Moore, Gene	3	1947,48,49 <sup>c</sup>
Moore, Ken	3	1952,53,54
Moore, Otis	4	1986,87,88,89 <sup>c</sup>

Moore, Rennie	4	2007,09,10,11
Moore, Ted	1	1964
Moore, Wayne	1	1996
Moorer, John	3	1945,46,47 <sup>cc</sup>
* Moorer, Tom	2	1938,39
* Morgan, Bobby	2	1958,59
Morgan, Dwayne	2	1994,95
* Morgan, Lewis	1	1946
Morocco, Chris	4	1986,87,88,89
Morris, David	1	1973
Morris, Kelvin	1	2002
Morris, Maverick	4	2014,15,16,17 <sup>cc</sup>
Morrison, Pete	1	1961
Morton, Hall	1	2017
* Moss, Charlie	3	1930,31,32
Mougros, Theo	4	1997,98,99,00
Mouzon, Tyrone	4	1988,89,90,91
Mukuba, Andrew	3	2021,22,23
* Mulherin, Eddie	1	1928
Mullen, Ray	2	1965,66
Mullen, Trayvon	3	2016,17,18
Mulligan, Wayne	3	1966,67,68
* Mullins, H.D. (Horse)	2	1923,24
Murchison, Antwon	3	2006,07,08
Murphy, Myles	3	2020,21,22
Murray, Al	3	1972,73,74
Murray, Jaden	1	2023
Murray, John	1	1978
Muse, Tanner	4	2016,17,18,19 <sup>cc</sup>
Myrick, Chip	3	2003,04,05
Myrick, Rocky	1	1979

N		
Player	VL	Year(s)
Nanney, Lee	4	1978,79,80 <sup>cc</sup> ,81 <sup>cc</sup>
Nelson, Bryce	2	1992,93
Nelson, Maurice	3	2004,05,06
Nelson, Roosevelt	3	2002,03,04
Ness, Jim	3	1972,73,74 <sup>cc</sup>
Neville, J.L.	1	1943
Newell, Andy	1	1985
Newell, Mike	2	1969,70
Ngata, Joseph	4	2019,20,21,22
* Nimitz, H.J. (Foots)	1	1916
<b>Nix, Caleb</b>	<b>1</b>	<b>2023</b>
Nix, Eric	3	1984,85,86
Nobles, Kasey	3	2008,09,10
Noelte, Dave	1	1982
Norris, Wilson	2	2008,09
Norton, Ryan	4	2012,13,14,15
Numamacher, Jeff	4	1985,86,87,88
Nunn, Arlington	4	1987,88,89,90

O		
Player	VL	Year(s)
O'Brien, Chuck	4	1987,88,90,91
O'Cain, Mike	3	1974,75,76 <sup>cc</sup>
O'Daniel, Dorian	4	2014,15,16,17 <sup>cc</sup>
O'Dell, Billy	3	1953,54,55
* O'Dell, John H.	2	1918,19
* O'Dell, Wayne	1	1941
* Odom, W.F.	1	1908
Ogle, Chris	2	1989,90
Ogren, Jeff	1	2007
Ogundeko, Ebenezer	1	2014
Ohan, Chinedu	2	1987,88
* O'Kuroski, Whitey	3	1937,38,39
* Olson, Dave	3	1958,59,60
Olson, David	1	2014
Olson, Harold	3	1957,58,59
* Olszewski, Harry	3	1965,66,67
* O'Neal, Belton (Speck)	1	1920
O'Neal, Brad	2	1969,70
O'Neal, Robert	4	1989,90,91,92 <sup>cc</sup>
* Orban, Turk	1	1936
Orhororo, Ruke	4	2019,21,22,23
Osborne, Ronnie	3	1959,60,61
O'Sullivan, Cameron	1	2008
Otorubio, Adubarie	1	1985
Overton, Diondre	4	2016,17,18,19 <sup>cc</sup>
Outlaw, Brian	3	1999,00,01
Owen, Henry	4	1998,99,00,01
* Owens, J.C. (Susie)	2	1919,20
Owens, Mark	1	1993

P		
Player	VL	Year(s)
Pace, Kobe	3	2020,21,22
* Padgett, F.M.	1	1918

* Padgett, G.D.	1	1931
* Padgett, Jim	2	1957,58
Padgett, Matt	2	1996,97
* Padgett, O.D.	2	1928,29 <sup>c</sup>
* Padgett, Wade	3	1939,40,41 <sup>c</sup>
Pagano, Scott	3	2014,15,16
Page, Neely	2	1998,99
<b>Page, Payton</b>	<b>3</b>	<b>2021,22,23</b>
Page, Wayne	2	1955,66
Pagliei, Joe	3	1953,54,55
Palmer, Cary	1	1989
* Palmer, E.D. (Frog)	1	1925
Palmer, Johnny	3	1963,64,65
Palmer, Michael	4	2006,07,08,09 <sup>cc</sup>
Paredes, Bob	2	1951,54
Parete, Anthony	4	1981,82,83,84
* Parker, Ace	2	1940,41
* Parker, Harry L.	2	1912,13
Parker, Justin	2	2010,11
Parker, Kyle	2	2009,10
Parker, Jim	2	1962,63 <sup>cc</sup>
<b>Parker, T.J.</b>	<b>1</b>	<b>2023</b>
<b>Parks, Walker</b>	<b>4</b>	<b>2020,21,22,23</b>
Parseley, Jim	2	1939,40
Pate, Gene	1	2003
Pate, Milton	2	1951,52
* Patrick, Chris	1	1932
<b>Patt-Henry, Olsen</b>	<b>1</b>	<b>2023</b>
* Patterson, Gene	2	1931,32
Patterson, Kane	3	2019,20,21
* Patton, Bob	3	1949,50,51 <sup>c</sup>
Patton, Julian	1	2013
Paulling, Bob	4	1979,81,82,83
* Pavlack, Harry	3	1959,60,61
* Payne, Booty	2	1940,41
Payne, Jim	3	1956,57,58
* Payne, Joe	3	1937,38,39 <sup>c</sup>
* Payne, Oliver	2	1936,37
Peake, Charone	4	2011,12,14,15 <sup>cc</sup>
* Pearce, Frank	3	1963,64,65
* Pearce, Roy	2	1939,40
Pearman, Danny	3	1985,86,87
* Pearman, Fred	3	1899,00,01
Pearson, Alex	2	2006,07
* Pearson, Ben	3	1937,38,39
Peeler, Coby	2	1993,94
Peeples, Ken	3	1972,73,74 <sup>cc</sup>
Pegues, Lamont	2	1994,95
* Pegues, E.S.	1	1899
<b>Pendergrass, Chapman</b>	<b>1</b>	<b>2023</b>
Pengitore, Ken	3	1971,72,73 <sup>cc</sup>
Penner, Seth	3	2016,17,18
* Pennington, Clyde	1	1935
* Pennington, Curtis	3	1936,37,38 <sup>cc</sup>
<b>Pennington, Dietrick</b>	<b>1</b>	<b>2023</b>
* Perry, Bill	1	1911
* Perry, L. (Tom)	1	1911
Perry, Michael Dean	4	1984,85,86,87 <sup>cc</sup>
* Perry, Tracy	4	1976,77,78,79
Perry, William	4	1981,82,83,84 <sup>cc</sup>
Peters, Garry	4	2011,12,13,14
Petoskey, Ted	2	1963,64
Phibbs, Patrick	3	2017,18,19
Phillips, Erik	1	1992
Phillips, Hank	4	1986,87,88,89
Phillips, Harley	2	1943,44
Phillips, Jalyn	5	2019,20,21,22 <sup>cc</sup> ,23
Phillips, Jim	1	1945
Phillips, John	4	1984,85,86,87 <sup>cc</sup>
Phommachanh, Taisun	1	2021
Pickens, Jesse	1	2004
Pickett, Edgar	4	1980,81,82,83
Pierce, Hal	3	1940,41,42
Pilgrim, Brandon	4	2003,05,06,07
Pilot, Joe	1	1958
* Pinckney, E.H.	1	1909
Pinckney, Nyles	4	2017,18,19,20 <sup>cc</sup>
Pinion, Bradley	3	2012,13,14
* Pitts, Lewis	2	1927,28
Plantin, Tony	4	1994,95,96,97
Pleasant, Reggie	3	1982,83,84
* Poe, Billy	3	1944,45,46
Polite, Dextra	3	1997,98,99

# LETTERMEN

Pope, Brad	3	1994,95,96
Pope, Jamie	1	1979
Portas, Lou	2	1964,65
Porter, Matt	2	2012,13
Postell, Holland	4	1995,96,97,98 <sup>cc</sup>
Potter, B.T.	5	2018,19,20,21,22
* Potts, Robert (Daddy)	3	1917,18,19
Poulos, John	4	1944,47,48,49
Powell, Cornell	4	2016,17,19,20
* Pressley, E.H. (Buck)	2	1912,13
* Pressley, O.K.	3	1926,27,28 <sup>c</sup>
* Pressley, Harlan	1	1927
Prevost, Connor	1	2016
Price, John	3	1970,71,72
* Price, L.C.	1	1925
Price, Luke	3	2019,21,22
Price, Phillip	3	2009,10,11
Pride Jr., Toriano	2	2022,23
* Priestester, Buck	2	1930,31
Priester, Buck	3	1953,54,55
Priester, Raymond	4	1994,95,96,97 <sup>cc</sup>
* Prince, Phil	4	1944,46,47,48 <sup>cc</sup>
Pringle, Harom	2	1992,93
* Pritchett, Jess	1	1937
Proctor, Will	3	2003,05,06
Pruett, Chip	2	1978,79
* Pruitt, June	2	1945,46
Pryce, Trevor	1	1996
* Proctor, Landrum	2	1930,31
Puckett, David	3	1988,89,90
Pugh, Travis	4	2001,02,03,04
Pusey, Mike	1	1975
Putnam, Trevor	3	1993,94,95
Putnam, Will	5	2019,20,21,22,23 <sup>cc</sup>

## Q

Player	VL	Year(s)
Quarles, Jimmy	2	1951,52
Quick, Rodney	3	1983,84,85
* Quinn, Dewey	2	1945,46
Quesenbury, Sonny	2	1957,58

## R

Player	VL	Year(s)
Raber, Brian	4	1983,84,85,86
Rabon, George	1	2009
Radakovich, Grant	1	2016
* Radcliff, Charles	3	1950,51,52
Radford, Kevin	1	1980
Rambert, Bernard	4	1999,00,01,02
Ramsey, Ben	4	2007,08,09,10
Ramtahal, Eldred	1	1992
<b>Randall, Adam</b>	<b>2</b>	<b>2022,23</b>
* Randle, E.L. (Cat)	3	1913,14,15
* Randle, M.B. (Little Cat)	3	1918,19,20
Randolph, Bernard	2	1993,95
Randolph, Klayton	1	2021
Rankin, Gary	2	1963,64
Rapley, Darius	3	1997,98,99
Rash, Dustin	1	1993
Ratchford, Warren	4	1974,76,77,78
Ray, Thomas	3	1963,64,65
Rayburn, Hunter	2	2020,21
Rayburn, Lee	3	1966,67,68
Reader, D.J.	4	2012,13,14,15 <sup>cc</sup>
Reames, Joe Don	3	1999,00,01
* Reames, T. Jack	2	1918,22
Reed, David	2	1978,79
Reese, Archie	4	1974,75,76,77
Reese, Steve	4	1982,83,84,85 <sup>cc</sup>
Reese, Tribble	1	2007
Reeves, Chandler	3	2017,18,19
Reeves, Marion	3	1971,72,73
Reeves, Matt	4	1992,93,94,95
Region, Spencer	2	2012,14
Register, Chris	3	2016,17,18
Rembert, Johnny	2	1981,82
Rencher, Darien	4	2018,19,20,21
Renfrow, Hunter	4	2015,16,17,18 <sup>cc</sup>
Reuben, Etinosa	3	2020,21,22
* Reynolds, Clifford M. (Pete)	1	1926
* Reynolds, Jim	4	1945,47,48,49
Rhinehart, Jim	1	1955
Rhodes, John	2	1971,72
Richard, Al	4	1989,90,91,92
Richard, Milan	4	2015,16,17,18
Richardson, Barry	4	2004,05,06,07
Richardson, Chris	1	2010
Richardson, Chuckie	4	1980,82,83,84

Richardson, Cotton	2	1943,44
Richardson, David	3	1996,97,98
* Richardson, Joe	1	1940
Richardson, Lionel	3	2003,04,05
Richardson, Mark	3	1980,81,82
Riddle, Leonard	1	1943
Riddle, Nic	2	2005,06
Ridgley, Thad	2	1992,93
* Riggs, A.F.	3	1897,98,99
Riggs, Jim	4	1983,84,85,86
Riggs, Matt	3	1985,86,87
Rigsby, Geoff	3	2002,03,04
* Rion, Aubrey	2	1939,40
Rivers, Dalton	2	1955,56
Robbins, Butch	2	1963,64
Robbins, Chris	1	1996
* Robbs, Charlie	3	1907,08,09 <sup>c</sup>
Roberts, Andrew	1	2022
Roberts, Travis	1	1999
Robinson, Akeem	4	2005,06,07,08
* Robinson, Charlie	3	1922,23,24 <sup>c</sup>
Robinson, Darius	4	2010,11,12,13 <sup>cc</sup>
* Robinson, E.D.	1	1934
Robinson, Jabriel	1	2022
Robinson, Jabril	3	2015,16,17
Robinson, Jackie	4	1999,00,01,02 <sup>cc</sup>
Robinson, James	4	1979,80,82,83 <sup>cc</sup>
* Robinson, Joe	1	1927
Rodgers, Amari	4	2017,18,19,20 <sup>cc</sup>
Rodgers, Elijah	1	2022
Rodgers, George	3	1950,51,52 <sup>c</sup>
Rodriguez, Daniel	3	2012,13,14
Roediger, Charles	1	2008
Rogers, Bill	2	1943,46
Rogers, Billy G.	2	1944,46
Rogers, Floyd	2	1965,66 <sup>cc</sup>
* Rogers, Johnny	1	1929
* Rogers, Phil	3	1965,66,67
Rogers, Rodney	2	1961,62
Rogers, Shot	2	1955,56
Rollins, Bubba	1	1978
Romano, Ryan	1	1999
Rome, Stan	1	1975
* Roper, T.H. (Pug)	2	1918,19
Rose, Anthony	3	1979,80,81
Rose, Chuck	3	1978,79,80
Ross, Don	3	1952,53,54
* Ross, Jack	3	1942,46,47
Ross, Justyn	3	2018,19,21 <sup>cc</sup>
Ross, Kenzi	4	1997,98,99,00
* Rothell, Claude	2	1941,42
Roulhac, Terrance	4	1983,84,85,86
Rountree, Glenn	4	1994,95,96,97
Rouse, Wardell	2	1993,94
Rowell, Nick	1	2018
Rowell, Spivey	1	1944
* Roy, Wallace	3	1923,24,25
Rudolph, Logan	2	2018,19
Ruffner, Bo	3	1965,66,67
* Ruffner, Jim	1	1964
* Rushton, Gil	4	1945,48,49,50
Russell, Chris	2	2006,07
Russell, J.A.	1	1943
Russell, Jimmy	1	1976
Rutledge, Bill	1	1943
Ryans, Larry	4	1989,90,91,92
Ryan, Seth	2	2015,16
Ryan, Steve	2	1977,78

## S

Player	VL	Year(s)
<b>Sadler, Collin</b>	<b>1</b>	<b>2023</b>
* Sadler, Hope	2	1902 <sup>c</sup> ,03 <sup>c</sup>
Salim, Hamid	1	1996
* Salisbury, Tom	4	1943,44,47,48
* Salley, Grady	3	1928,29,30
Samnik, Mike	2	1990,91
Sampson, Eric	3	2001,03,04
* Sams, Hal	1	1916
* Sanders, Al	3	1935,36,37
Sanders, Matt	3	2009,10,11
Sanders, Smiley	3	1971,72,73
* Sandifer, Red	2	1940,41
Sanford, Chuck	3	1983,84,85
<b>Sapp, Josh</b>	<b>1</b>	<b>2023</b>
Sapp, Patrick	4	1992,93,94,95
Sapp, Ricky	4	2006,07,08,09 <sup>cc</sup>
Sasser, David	3	1971,72,73
Saunders, Bo	2	1945,46

Sauve, Jeff	4	1991,92,94,95
Sawicki, Steven	1	2019
Scheibel, Tim	1	1994
Schell, Matt	3	1999,00,01
* Schillester, William	4	1911,12,13,14 <sup>c</sup>
Schlink, David	1	2005
* Schneck, J.R.	2	1918,19
* Schonhar, Todd	2	1985,86
* Schroder, F.E.	1	1912
Schuessler, Nick	3	2014,15,16
Scott, Artavis	3	2014,15,16
Scott, Cameron	1	2018
Scott, Dorell	4	2005,06,07,08
Scott, Jeff	3	2000,01,02
Scott, Jim	3	1981,82,83
Scott, Randy	4	1975,76 <sup>cc</sup> ,77 <sup>c</sup> ,78 <sup>cc</sup>
Scott, Shane	3	1989,90,91
Scott, William	2	1974,75
Scrudato, Ron	3	1959,60,61
Sealy, Sonny	1	1982
Sease, Jody	2	1984,85
Sease, Tommy	2	1955,56
Seay, Pitts	1	1943
Seckinger, Stanton	4	2012,13,14,15 <sup>cc</sup>
Seegars, Stacy	4	1990,91,92,93
Seigler, Eddie	3	1970,71,72
* Segars, Al	1	1937
* Segars, Kent	1	1936
Sekas, Connor	1	2017
Sellers, Joe	2	1963,65
Sensabaugh, Coty	4	2008,09,10,11 <sup>cc</sup>
Seth, Mike	3	1997,98,99
Setzekorn, Ken	2	1984,85
<b>Sewell, Harris</b>	<b>1</b>	<b>2023</b>
Seyle, Rusty	3	1986,87,88
Sharpe, Bill	1	1964
* Sharpe, Bob	3	1938,39,40 <sup>c</sup>
Sharpe Jr., Bob	2	1975,76
* Sharpe, F.J.	1	1931
Sharpe, Tommy	3	2002,03,04
Shatley, Tyler	4	2010,11,12,13 <sup>cc</sup>
Shaw, Milt	1	1994
* Shealy, A.S. (Shack)	4	1896,97,98 <sup>c</sup> ,99
Shealy, Pat	2	1971,72
Shell, Bob	3	1970,72,73
Sheppard, Ashley	4	1989,90,91,92 <sup>cc</sup>
Shields, John	2	1968,69
* Shingler, Lowndes	3	1958,59,60 <sup>cc</sup>
Shipley, Will	3	2021,22,23 <sup>cc</sup>
* Shirley, Jim	3	1950,51,52
Shish, Paul	1	1969
* Shockley, J.A.	1	1922
* Shore, Harry	3	1933,34,35 <sup>c</sup>
* Shown, Jack	2	1952,53
Shuey, Spencer	4	2010,11,12,13 <sup>cc</sup>
* Shuford, Don	3	1934,35,36
* Siegel, Reuben	3	1929,30,31
Siepe, Jeff	3	1970,71,72
Silver, Dennis	1	1974
Simmons, Anthony	3	1995,96,97
Simmons, Caleb	1	2010
Simmons, Isaiah	3	2017,18,19 <sup>cc</sup>
* Simmons, Ralph	1	1937
* Simmons, T.D. (Shag)	1	1919
* Simmons, Wayne	4	1989,90,91,92 <sup>cc</sup>
Simmons, Willie	3	2000,01,02
Simpson, Don	1	1943
Simpson, John	4	2016,17,18,19 <sup>cc</sup>
Simpson, LaMarick	4	1992,93,94,95
Simpson, Trenton	3	2020,21,22
Simpson, Tyrone	3	1989,90,93
* Sims, David	4	1977,78,79,80
Sims, Marvin	3	1977,78,79
* Sitton, Vet	2	1902,03
Sizer, Danny	3	1988,89,90
Skalski, James	6	2016,17,18,19,20 <sup>c</sup> ,21 <sup>c</sup>
Skiffey, Jim	1	1962
Skinner, Matt	2	2009,10
Smalls, Andy	3	1950,52,53
Smart, Bill	1	1944
Smith, Akil	2	1998,99
Smith, Bill	4	1977,78,79,81
Smith, Brent	2	2003,06
Smith, Bryant	1	1998
Smith, Cannon	4	2015,16,17,18
Smith, Chad	4	2016,17,18,19
Smith, Darrell	4	2010,11,12,13
Smith, David	4	2008,09,10,11
Smith, Dennis	3	1973,74,75 <sup>cc</sup>

Smith, Emory	4	1993,94,95,96
* Smith, Glenn	3	1949,50,51
Smith, Gregg	1	1976
Smith, Harold	1	1959
Smith, Jack	2	1958,59
Smith, Joey	2	1979,80
Smith, Joshua	1	2003
Smith, Lynn	1	1979
Smith, Matt	3	1977,78,79
* Smith, Randy	1	1965
Smith, Richard	4	1985,86,87,88
Smith, Robert	4	2011,12,13,14
Smith, Ronnie	4	1974,75,76,77
Smith, Shaq	2	2017,18
* Smith, Sterling	2	1949,50
* Smith, Terry	4	1990,91,92,93
Smith, Thorny	1	1968
Smith, Van	3	2015,16,17
Smith, Willie	3	1954,55,57
* Snead, W.F. (Bill)	1	1901
* Snowden, Moon	1	1927
Snyder, Paul	3	1957,58,59 <sup>cc</sup>
Sobeski, Michael	4	2011,12,13,14
Solomon, Louis	4	1992,93 <sup>c</sup> ,94 <sup>c</sup> ,95 <sup>c</sup>
* Soloman, Homer	1	1930
Somaini, Jamie	2	1999,00
Soowal, Jeff	3	1976,77,78
Sorrells, Brian	1	2007
Southerland, Ivan	3	1967,68,69 <sup>c</sup>
* Sowell, Frank	1	1930
Sox, Greg	1	1986
* Spearman, Jack	2	1920,21 <sup>c</sup>
Speck, Chad	4	1997,98,99,00 <sup>cc</sup>
Spector, Baylon	4	2018,19,20,21 <sup>cc</sup>
Spector, Brannon	3	2020,22,23
Spector, Robbie	3	1988,89,90
Spence, Alex	2	2017,18
Spence, Austin	2	2017,18
Speros, Jim	1	1980
Speweik, Brandon	1	2008
Spiers, Bill	1	1986
Spiers, Will	5	2017,18,19,20,21 <sup>cc</sup>
Spiller, C.J.	4	2006,07,08,09 <sup>cc</sup>
Spooner, Bob	3	1955,56,57
Spry, David	4	1983,85,86,87
Squires, Tappey	1	1969
Stacy, Jack	1	1942
Stanford, Calloway	1	1940
<b>Stellato, Troy</b>	<b>1</b>	<b>2023</b>
Stephens, Darnell	4	1991,92,93,94
* Stephens, Tony	2	1986,87
* Stevens, Alex	3	1932,33,34
* Stevens, R.G.	1	1909
Steward, Tony	4	2011,12,13,14
Stewart, Cade	4	2017,18,19,20 <sup>cc</sup>
Stewart, Dante	1	2012
* Stewart, J.D.	1	1924
Stewart, Watt	1	1944
Stocks, Jeff	3	1971,72,73
Stockstill, Jeff	3	1980,81,82
Stockunas, Jason	2	1997,99
Stone, Daniel	1	2015
Stone, Don	1	1973
Stone, Preston	1	2008
Stone, Tyler	1	2007
<b>Story, Caden</b>	<b>1</b>	<b>2023</b>
Stoudt, Cole	4	2011,12,13,14
Stough, Tim	4	1973,74,75,76
Strait, John	1	2000
Strayer, Phil	1	1969
Streeter, Brandon	3	1997,98,99
* Stribling, J.W.	3	1913,14,15
* Strother, Frank	1	1923
Stuckey, Chansi	4	2003,04,05,06 <sup>cc</sup>
Stuckey, Jim	4	1976,77,78,79
Stuermann, Russell	1	2001
Sublette, Richard	1	1948
* Suggs, H.L.	2	1914,15
Sullivan, Davian	1	2023
* Sullivan, Frank	3	1897,98,99
Sultis, Jim	3	1945,46,47
* Summers, J.C. (Chuck)	2	1905,06
Sursavage, Butch	3	1965,66,67
Sursavage, Jim	3	1968,69,70 <sup>cc</sup>
Suttle, Jeff	4	1980,81,82,83
Sutton, George	1	19



# LETTERMEN

Swift, Bob	1	1963
Swing, Dale	3	1982,83,84
<b>Swinney, Clay</b>	<b>1</b>	<b>2023</b>
Swinney, Drew	4	2019,20,21,22
Swinney, Jack	1	2017
Swinney, Will	5	2017,18,19,20,21
Swint, Kevin	3	2020,21,22
* Swofford, Bob	3	1927,28,29
* Swygert, George	2	1896,97
Symmes, Brian	1	2012

## T

Player	VL	Year(s)
* Talley, J.H.	1	1926
Tankersley, Cordrea	4	2013,14,15,16
<b>Tate, Marcus</b>	<b>3</b>	<b>2021,22,23</b>
Tate, Trey	4	2002,03,04,05
Taylor, Bruce	1	1990
Taylor, Jeff	1	1989
* Taylor, Jerry	2	1961,62
Taylor, J.W.	1	1943
Taylor, Rendrick	4	2005,06,07,09
Taylor, Vince	4	1986,87,88,89
Taylor, Will	2	2021,22
Tchio, Paul	2	2020,21
Teadsall, Andy	2	2015,16
Temples, Jamison	1	1992
* Tennant, A.B. (Dutch)	4	1921,22,23,24
Terrell, A.J.	3	2017,18,19
<b>Terrell, Avieon</b>	<b>1</b>	<b>2023</b>
* Testerman, Don	2	1974,75
* Thackston, L.P.	3	1917,18,19
* Thomas, Bill	3	1956,57,58 <sup>c</sup>
Thomas, Brandon	4	2010,11,12,13 <sup>c</sup>
Thomas, David	1	1972
Thomas, Domonique	2	2022,23
* Thomas, Doug	4	1987,88,89,90
Thomas, Franklin	2	1992,93
Thomas, Rodney	4	1999,00,01,02
Thomas, Ronnie	2	2000,02
Thomas, Xavier	5	2018,19,20,21,22,23
Thomason, Johnny	1	1955
Thomason, Ty	1	2018
Thompson, Brandon	4	2008,09,10,11 <sup>c</sup>
Thompson, Dave	3	1968,69,70
* Thompson, Doug	1	1955
* Thompson, J.W.	1	1916
Thompson, John	3	1996,97,98
Thompson, Marion	3	1950,51,52
* Thompson, Oscar	3	1946,47,48
Thompson, Trevion	4	2015,16,17,18
Thornton, Mark	2	1978,79
Thornton III, Ray	2	2020,21
* Thornton, R.E.	1	1918
Thorsland, Oscar	3	1960,61,62
Thurlow, Cody	1	2013
Thurman, Cardell	1	1992
Tice, Johnny	1	1954
* Tillman, Henry	1	1902
Tillotson, Brian	1	1994
* Timmerman, W.P. (Pap)	2	1926,27
* Timmons, Charlie	3	1939,40,41
Timothy, Gifford	3	2011,12,13
* Tinsley, Sid	3	1940,41,44 <sup>c</sup>
Tisch, Logan	2	2016,18
* Tisdale, Charlie	3	1938,39,40
Todd, Moe	1	1969
Tolley, Charlie	2	1967,69 <sup>c</sup>
* Tomkins, F.G.	1	1896
Tomkins, James	3	1966,67,68
Townsend, Lateek	2	2011,12
Trapp, Amir	2	2016,17
Trapp, James	4	1989,90,91,92
Trayham, Arden	1	1943
Traylor, Drew	2	2010,11
Traynham, Tyler	1	2019
Treadwell, David	3	1985,86,87
* Trembley, Jimmy	1	1969
Tremel, Taylor	1	2006
* Trexler, Bru	2	1937,39
Trimble, Jamie	3	1994,95,96
Triplett, Danny	4	1979,80,81,82
* Trobaugh, Allen	1	1938
* Trobaugh, Earl	1	1938
Trotter Jr., Jeremiah	3	2021,22,23
Trotter, Mason	2	2020,21
Troy, Mike	2	1963,64
Trumpore, Arthur	1	1943
* Troutman, John	3	1933,34,35

Tucker, Bryn	3	2021,22,23
Tucker, Harrison	1	2015
Tucker, Kyle	1	2003
Tucker, Richard	1	1988
* Turbeville, A.C.	1	1912
* Turbeville, Horace	1	1956
Turner, Bo	2	1945,46
<b>Turner, Cole</b>	<b>2</b>	<b>2022,23</b>
Turner, Elijah	2	2019,20
* Turner, H.M. (Tuck)	1	1907
Turner, Nolan	5	2017,18,19,20 <sup>c</sup> ,21 <sup>c</sup>
* Turnipseed, Rhett	1	1922
Turpin, Bucky	2	1966,67
Tuten, Rich	3	1976,77,78
Tuttle, Perry	4	1978,79,80,81 <sup>c</sup>
Tyler, O.J.	2	1974,76
Tyner, Mitch	2	1973,74
Tyson, Paul	1	2023

## U

Player	VL	Year(s)
Uiagalelei, DJ	3	2020,21,22
Underwood, Willie	4	1977,78,79,80 <sup>c</sup>
Upshaw, Regan	5	2017,18,19,20,21
Usher, Lewis	4	1991,92,93,94
* Usry, George	3	1957,58,59

## V

Player	VL	Year(s)
* Valentine, Jack	1	1926
Van Gieson, Sam	1	2012
Varn, Guy	1	1983
Varn, Rex	4	1976,77,78,79
Vaughan, Bradley	1	2001
Vaughan, Mark	1	1985
Vaughn, Khaleed	4	2000,01,02,03
Vaughn, Nigel	2	2002,03
Venables, Jake	3	2019,20,21
<b>Venables, Tyler</b>	<b>3</b>	<b>2020,21,22</b>
* Veronee, Jack	3	1959,60,61
Vincent, Cortney	3	2005,06,07
Vinson, Blake	1	2018
* Vogel, R.T.	2	1896,97

## W

Player	VL	Year(s)
Wade, Chris	1	2007
* Wade, Connie	2	1966,67
Wade, D.A.	1	1952
* Wade, Don	3	1949,50,51
* Wade, Grady	1	1920
Wade, Michael	4	2007,08,09,10 <sup>c</sup>
Wade, Mike	1	1981
Wade, Scott	1	2002
Wagner, Larry	1	1958
Waldrep, Joe	2	1964,65
Waldrep, Perry	1	1967
Walker, Duane	4	1984,85,86,87
Walker, Gregory	4	2000,01,02,03 <sup>c</sup>
* Walker, Henry	2	1946,47
* Walker, John E.	3	1923,24,25
Walker, Landon	4	2008,09,10,11 <sup>c</sup>
* Walker, Norman	4	1897,98,99,00 <sup>c</sup>
* Walker, R.H.	2	1909,10
Walker, Roy	2	2005,06
* Wall, J.E.	1	1926
* Wall, Pete	2	1953,55
Wallace, K'Von	4	2016,17,18,19 <sup>c</sup>
Wallace, Nelson	4	1973,74,75,76
Walliser, Tristan	1	2019
Walls, Henry	3	1983,84,85
Walters, Henry	2	1970,71
Walters, Joey	3	1974,75,76 <sup>c</sup>
Ward, Billy	3	1962,63,64
Ward, Diamond	3	1995,96,97
Ward, Jimmy	3	1950,51,52
Ware, Billy	3	1966,67,68
* Warr, Elza	2	1926,27
* Warren, George	2	1906,07
Washburn, Brady	2	1999,00
Washington, Donnell	3	2001,02,03
Washington, Jay	2	1972,73
Waters, Anthony	4	2003,04,05,06 <sup>c</sup>
Waters, Charlie	3	1967,68,69
Watkins, Carlos	4	2012,14,15,16
Watkins, Nick	4	2004,05,06,07
Watkins, Sammy	3	2011,12,13
Watkins, T.J.	4	1998,99,00,01
Watson, Ben	2	1969,70

* Watson, Charles	2	1933,34
Watson, Deshaun	3	2014,15,16 <sup>c</sup>
Watson, John	1	1985
Watson, Josh	4	2011,12,13,14
Watson, Matt	1	2002
Watson, Ronald	4	1981,82,83,84
Watson, Ronald	1	2009
Watson, Speedy	2	1994,95
Watson, Taylor	3	2012,13,14
Watts, Justin	5	1996,97,98,99,00
Watts, Waldo	2	1969,70
Weaver, Billy	2	1962,63
* Webb, Clare (Tanny)	4	1911,12,13,14
Webb, Gary	3	1976,77,78
* Webb, H.B.	1	1922
* Webb, Hugh	1	1940
Webb, Jack	2	1957,58
* Webb, Mike	1	1904
Webb, Travers	4	1973,75,76,77
Webster, Reid	4	2011,12,13,14
Weddington, Rick	2	1976,77
Weeks, Jimmy	3	1975,76,77
Weeks, Scott	1	1981
Weitz, Jonathan	2	2022,23 <sup>c</sup>
Welchel, Ken	2	1976,77
* Welch, Maxcey	1	1930
Welch, Nelson	4	1991,92,93,94
Wells, Jeff	4	1980,82,83,84
Wells, Jim	2	1976,77
Wells, Jimmy	3	1951,52,53
* Wells, Joel	3	1954,55,56 <sup>c</sup>
Werner, Chuck	3	1966,68,69
Wernitz, Eddie	3	1960,61,62
* Werts, Rufus	2	1931,32
* Wertz, J.B.	2	1922,23
Wessinger, Ron	1	1989
West, Calvin	3	1959,60,61 <sup>c</sup>
West, Fernandez	2	1988,89
West, Ron	1	1978
Whetsell, Britton	1	2008
Whingter, Matt	1	2000
Whipple, Rod	1	2002
White, Clyde	3	1952,53,54 <sup>c</sup>
* White, Harvey	3	1957,58,59 <sup>c</sup>
* White, J.D.	1	1896
White, Paul	1	2000
White, Raymond	4	1994,95,96,97 <sup>c</sup>
White, Tore	2	2000,01
* White, W.P.	2	1908,09
Whitehurst, Charlie	4	2002,03,04,05 <sup>c</sup>
* Whitley, Curtis	3	1988,90,91
Whitmire, Jim	4	1943,46,47,48
Whitten, Red	3	1952,53,54
* Wihl, E.M.	1	1916
Wiggins, Don	2	1969,70
Wiggins, Korrin	3	2013,14,16
Wiggins, Nate	3	2021,22,23
Wiggs, Milton	1	1945
Wiksell, Chris	1	2004
* Wild, Ormond	1	1953
* Wiles, Bill	3	1935,36,37
* Wilhite, F.T. (Rusty)	1	1921
Wilkins, Christian	4	2015,16,17 <sup>c</sup> ,18 <sup>c</sup>
Willard, Jonathan	4	2009,10,11,12
Williams, Anthony	2	2001,02
<b>Williams, Antonio</b>	<b>2</b>	<b>2022,23</b>
Williams, Bobby	3	1947,48,49
* Williams, Bratton	2	1923,24
Williams, Braxton	2	1982,83
Williams, Braxton K.	4	1998,99,00,01
Williams, Brett	4	1993,94,95,96
Williams, DeShawn	4	2011,12,13,14
Williams, E.J.	3	2020,21,22
Williams, Eric	1	1996
Williams, Garrett	3	2015,16,18
Williams, Greg	3	2020,21,22
* Williams, Jack	3	1920,21,22
Williams, Jalen	4	2015,16,17,18
Williams, Jerome	2	1986,89
Williams, Jerrold	2	2012,13
Williams, John	1	2023
Williams, Jordan	3	2018,19,20
Williams, Keith	3	1983,84,85
Williams, Kwam	2	2005,06
Williams, LeAnthony	3	2018,19,20
* Williams, M.H.	2	1917,19
Williams, Mike	3	2013,14,16
* Williams, Pat	4	1985,86,87,88
Williams, Paul	1	1978

Williams, Perry	4	1983,84,85,86
* Williams, Ray	4	1983,84,85,86
Williams, Rodney	4	1985,86,87,88 <sup>c</sup>
Williams, Ronald	3	1990,91,92
Williams, Scott	4	1981,82,83,84
* Williams, Tommie	1	1904
Williams, Tommy	2	1953,54
Williams, Toney	3	1976,77,78
<b>Williams, Tré</b>	<b>3</b>	<b>2021,22,23</b>
Williams, Undre	2	1994,95
Williamson, Bobby	4	2002,03,04,05
Williamson, Jimmy	3	1972,74,75 <sup>c</sup>
* Willimon, Gene	2	1932,33
* Willis, Albert	1	1950
* Willis, Don	3	1936,37,38
* Wilson, C.C. (Red)	4	1921,22,23,24
Wilson, Jim	1	1959
Wilson, Mac	3	1969,70,71
Wilson, Mond	4	1994,95,96,97
Wilson, Pierre	4	1990,91,92,93
Wilson, Ralph	1	1944
* Windham, E.E.	1	1907
* Windham, Kermit	1	1936
Wingo, Billy	4	1973,74,75,76
Winslow, Charles	4	1992,93,94,95
Wirth, Frank	3	1969,71,72 <sup>c</sup>
Wise, Frank	4	1972,73,74,75
* Withers, George	3	1950,51,52
Witherspoon, Derrick	4	1990,91,92,93
Witherspoon, Terry	4	1997,98,99,00
* Witsell, Fredric	3	1915,16,17 <sup>c</sup>
* Wofford, Brian	4	1996,97,98,99
Wood, Benji	1	1994
<b>Woodaz, Wade</b>	<b>2</b>	<b>2022,23</b>
* Woodruff, Foggy	3	1928,29,30
* Woods, Charlie	3	1936,37,38 <sup>c</sup>
* Woods, Fotsie	2	1941,45
Woods, Joe	2	1995,96
<b>Woods, Peter</b>	<b>1</b>	<b>2023</b>
* Woods, Smith	1	1903
* Woodward, Henry	3	1932,33,34 <sup>c</sup>
Woodward, Morgan	3	1999,00,01
* Woodward, H.M. (Jake)	3	1900,09,10
Wooldford, Donnell	4	1985,86,87,88 <sup>c</sup>
* Wray, A.F. (Bull)	2	1921,22
* Wray, Jack	2	1924,25
Wright, Charlie	3	1940,41,42 <sup>c</sup>
Wright, Corlie	4	2009,10,11,12
Wright, John	2	2009,10
Wright, Tom	2	1940,41
* Wrightenberry, Earl	3	1950,51,52
Wurst, Jim	3	1980,81,82
Wyatt, Antwan	3	1993,94,95
Wyatt, Charlie	2	1952,53
Wyatt, Rick	4	1976,77,78,79
* Wyndham, Wyndie	3	1948,49,50
Wynn, Stephon	3	1991,93,94
* Wyse, Fred	3	1935,36,37

## Y

Player	VL	Year(s)
* Yarbrough, Mule	2	1929,30
* Yarbrough, Al	3	1933,34,35
Yauger, Ray	3	1968,69,70 <sup>c</sup>
Yeargin, Richard	3	2015,16,18
Yeomans, Ken	1	1980
Young, Eric	3	1977,78,79
Young, Kyle	4	1998,99,00,01
Young, Will	3	1993,94,95
Youngblood, Kevin	3	2000,02,03
Yow, Ken	1	1983

## Z

Player	VL	Year(s)
Zachery, Travis	3	1998,99,00
Zager, Emil	1	1958
Zanders, Lannden	2	2019,20
Zanders, Sam	2	1996,97
* Zeigler, F.M.	3	1920,21,22
Zeiler, David	1	1994
Zimmerman, Dawson	4	2008,09,10,11

\* - deceased; ° - captain; °c - alternate captain;  
°c - co-captain; Note: **Bold** denotes returning letterman.

# HEAD COACHING RECORDS

#	Head Coach	Alma Mater	Years	Seasons	Games	Conf. Champ.	Top-25 Years	7 or less or OT	Conference	vs. Ranked
1	Walter Riggs	Auburn '93	1896,99	2	9	NA	NA	0-1	NA	NA
2	W.M. Williams	Auburn '96	1897	1	4	NA	NA	0-0	NA	NA
3	John Penton	Auburn '98	1898	1	4	NA	NA	0-0	NA	NA
4	John Heisman	Pennsylvania '92	1900-03	4	24	3	NA	2-3-2	11-1-2	NA
5	Shack Shealy	Clemson '00	1904	1	7	NA	NA	1-2-1	NA	NA
6	Eddie Cochems	Wisconsin '01	1905	1	6	NA	NA	0-1-1	NA	NA
7	Bob Williams <sup>8</sup>	Virginia '02	1906,09,13-15,26	6	46	1	NA	8-6-6	4-0	NA
8	Frank Shaughnessy	Notre Dame '05	1907	1	8	NA	NA	2-2	NA	NA
9	John Stone	Vanderbilt '08	1908	1	7	NA	NA	0-3	NA	NA
10	Frank Dobson	Peddie Institute	1910-12	3	24	NA	NA	0-2-1	NA	NA
11	Wayne Hart	Georgetown (Ky.) '12	1916	1	9	NA	NA	1-1	NA	NA
12	Edward Donahue	Washington and Lee '16	1917-20	4	36	NA	NA	4-4-3	NA	NA
13	E.J. Stewart	Case Western Reserve	1921,22	2	18	0	NA	1-0-2	1-5	NA
14	Bud Saunders	Missouri '11	1923-26	4	28	0	NA	5-5-1	1-9-1	NA
15	Josh Cody	Vanderbilt '17	1927-30	4	41	0	NA	9-2-1	12-9	NA
16	Jess Neely	Vanderbilt '23	1931-39	9	85	0	1	14-14-7	18-13-2	1-0
17	Frank Howard	Alabama '31	1940-69	30	295	8	6	49-45-12	*100-48-5	9-31-1
18	Hootie Ingram	Alabama '55	1970-72	3	33	0	0	4-3	8-10	1-6
19	Red Parker	Arkansas A&M '53	1973-76	4	44	0	0	9-8-2	10-11-1	0-5
20	Charley Pell	Alabama '61	1977,78	2	23	1	2	6-2-1	10-1-1	2-3
21	Danny Ford <sup>f</sup>	Alabama '70	1978-89	12	129	5	7	26-19-4	44-14-1	20-12-1
22	Ken Hatfield	Arkansas '65	1990-93	4	46	1	3	8-5-1	19-10-1	8-7
23	Tommy West <sup>w</sup>	Tennessee '76	1993-98	6	59	0	0	6-14	21-19	4-12
24	Tommy Bowden	West Virginia '77	1999-08	10	117	0	4	19-23	43-32	13-23
25	Dabo Swinney <sup>s</sup>	Alabama '93	2008-23	16	213	8	14	37-22	103-23	42-25
Totals				128	1,314	27	37	211-187-45 (.527)	405-205-14 (.660)	100-124-2 (.447)

#	Head Coach	Aug./Sept.	Oct.	Nov.	Dec./Jan.	Bowl	Home	Away	Neutral	Overall	Win %
1	Walter Riggs	0-0	2-2	4-1	0-0	NA	0-0	3-3	3-0	6-3	.667
2	W.M. Williams	0-0	1-2	1-0	0-0	NA	0-0	2-2	0-0	2-2	.500
3	John Penton	0-0	1-1	2-0	0-0	NA	1-0	1-1	1-0	3-1	.750
4	John Heisman	0-0	10-2-1	9-1-1	0-0	NA	4-0	11-2-1	4-1-1	19-3-2	.833
5	Shack Shealy	0-0	2-2	1-1-1	0-0	0-0	1-1	1-1-1	1-1	3-3-1	.500
6	Eddie Cochems	0-0	2-0-1	1-2	0-0	0-0	0-0-1	2-2	1-0	3-2-1	.583
7	Bob Williams <sup>8</sup>	2-0	9-9-5	10-10-1	0-0	0-0	6-2-2	12-12-3	3-5-1	21-19-6	.522
8	Frank Shaughnessy	1-0	2-1	1-3	0-0	0-0	2-2	1-1	1-1	4-4	.500
9	John Stone	1-0	0-3	0-3	0-0	0-0	1-1	0-3	0-2	1-6	.143
10	Frank Dobson	1-0	6-6	4-6-1	0-0	0-0	4-3	7-6	0-3-1	11-12-1	.479
11	Wayne Hart	1-0	1-3	1-3	0-0	0-0	2-1	1-1	0-4	3-6	.333
12	Edward Donahue	4-0	7-7-1	10-5-2	0-0	0-0	11-3-1	5-8-2	5-1	21-12-3	.625
13	E.J. Stewart	0-1	4-3-1	2-5-1	0-1	0-0	4-2	2-7-1	0-1-1	6-10-2	.389
14	Bud Saunders	2-2-1	4-8	4-7	0-0	0-0	7-6-1	3-9	0-2	10-17-1	.375
15	Josh Cody	6-0-1	16-1	7-9	0-1	0-0	13-0-1	9-8	7-3	29-11-1	.720
16	Jess Neely	10-4-2	15-18-3	17-13-2	1-0	1-0	16-3-2	20-27-4	7-5-1	43-35-7	.547
17	Frank Howard	34-18-4	54-57-4	72-39-4	5-4	3-3	81-30-2	72-81-8	12-7-2	165-118-12	.580
18	Hootie Ingram	3-5	6-8	3-8	0-0	0-0	7-9	3-12	2-0	12-21	.364
19	Red Parker	3-8-1	6-10-1	8-7	0-0	0-0	12-9-1	5-16-1	0-0	17-25-2	.409
20	Charley Pell	4-2	9-0	5-1-1	0-1	0-1	9-2	9-1-1	0-1	18-4-1	.804
21	Danny Ford <sup>f</sup>	26-11-2	36-8	28-8-2	6-2	6-2	53-12-3	36-15-1	7-2	96-29-4	.760
22	Ken Hatfield	10-4	11-5-1	9-3	2-1	1-1	22-3-1	8-9	2-1	32-13-1	.707
23	Tommy West <sup>w</sup>	9-11	9-10	12-4	1-3	1-3	18-13	12-12	1-3	31-28	.525
24	Tommy Bowden	29-14	21-15	18-11	4-5	3-5	45-17	23-22	4-6	72-45	.615
25	Dabo Swinney <sup>s</sup>	51-10	49-11	49-13	21-9	12-8	97-9	52-24	21-10	170-43	.798
Totals		197-90-11 (.680)	283-192-18 (.592)	278-163-16 (.626)	40-27 (.597)	27-23 (.540)	416-128-15 (.758)	300-285-23 (.512)	82-59-7 (.578)	798-472-45	.624

<sup>8</sup> - coached five games in 1926; <sup>f</sup> - coached one game in 1978; <sup>w</sup> - coached one game in 1993; <sup>s</sup> - coached seven games in 2008; \* - includes a 66-30-2 (.684) record in ACC games

# COACHING RECORDS

WINS		
Category	Season	Career
Overall	15, Dabo Swinney (2018)	170, Dabo Swinney (2008-23)
Home	7, many	97, Dabo Swinney (2008-23)
Away	5, many	72, Frank Howard (1940-69)
Away/Neutral	8, Dabo Swinney (2016,18)	84, Frank Howard (1940-69)
ACC*	9, Dabo Swinney (2015,18-20,22)	111, Dabo Swinney (2008-23)
Conference*	9, Dabo Swinney (2015,18-20,22)	111, Dabo Swinney (2008-23)
Bowl	2, Dabo Swinney (2016,18)	12, Dabo Swinney (2008-23)
Top 25 <sup>^</sup>	6, Dabo Swinney (2017)	42, Dabo Swinney (2008-23)
Top 10 <sup>^</sup>	3, Danny Ford (1981)	20, Dabo Swinney (2008-23)
	3, Dabo Swinney (2015,16)	
By 7 Points or Less	7, Dabo Swinney (2016)	49, Frank Howard (1940-69)

WINNING PERCENTAGE		
Category	Season	Career
Overall	100.0 (12-0), Danny Ford (1981)	83.3 (19-3-2), John Heisman (1900-03)
	100.0 (15-0), Dabo Swinney (2018)	
Home	100.0 (7-0), many	*91.5 (97-9), Dabo Swinney (2008-23)
Away	100.0 (5-0), many	*70.2 (36-15-1), Danny Ford (1978-89)
ACC*	100.0 (9-0), Dabo Swinney (2015,18,19,22)	82.2 (111-24), Dabo Swinney (2008-23)
Conference*	100.0 (9-0), Dabo Swinney (2015,18,19,22)	82.2 (111-24), Dabo Swinney (2008-23)
Bowl	100.0 (2-0), Dabo Swinney (2016,18)	75.0 (6-2), Danny Ford (1978-89)
Top 25 <sup>^</sup>	100.0 (5-0), Dabo Swinney (2016)	62.7 (42-25), Dabo Swinney (2018-23)
Top 10 <sup>^</sup>	100.0 (3-0), Danny Ford (1981)	62.5 (20-12), Dabo Swinney (2008-23)
	100.0 (3-0), Dabo Swinney (2016)	
By 7 Points or Less or OT	87.5 (7-1), Dabo Swinney (2016)	*62.7 (37-22), Dabo Swinney (2008-23)

\* - includes ACC Championship Games; ^ - AP, coaches or CFP ranking; ° - minimum 15 games





# FORMER HEAD COACHES

## WALTER RIGGS 1896,99

Walter Riggs could easily be called the father of Clemson Football. He coached the football program at Clemson, not only because he had football experience, but he was also one of only two people on the Clemson campus to have ever seen a football game when the sport started in 1896. (The other person was Frank Thompkins who played in the backfield on Clemson's first team in 1896).

On Sept. 30, 1896, a small crowd gathered in one of the barracks' rooms and the group discussed the feasibility of organizing a football association. A committee of three was appointed to consult Professor Riggs as to management of a football team and to ask his aid as coach.

When the Tigers traveled to Furman for their first game on Oct. 31, 1896, it was the first time that many of the players had ever seen a full-sized regulation football field.

Riggs stepped down as football coach after the first season because the players wanted him to devote all his time to being a professor in the engineering department.

Riggs could easily be called a loyal man, as he answered the need of the Clemson football team again in 1899. The Clemson Athletic Association was low on money and could not afford to hire a coach. Therefore, he again answered the call of the school and became head coach in 1899 for free.

Riggs originally came to Clemson from Auburn. He graduated with top honors in 1893 with a B.S. degree in electrical and mechanical engineering. At Auburn, he was captain and catcher of the baseball team as well as the manager and left end of the football team. He also served as class president and was the director of the Glee Club.

Upon his graduation at Auburn, he was assistant to the president of the college until 1896, then he made his trek to Clemson.

Riggs later became president of Clemson on March 7, 1911 and in 1915, a new football stadium with other athletic facilities was named in his honor as Riggs Field. It is currently the home of the Tiger soccer team. In two years of coaching, Riggs guided the Tigers to a career record of 6-3.

## W.M. WILLIAMS 1897

Clemson's second coach, W.M. Williams, was a native of West Point, Ga. He played at Auburn on the teams of 1894, 1895 and 1896, under the coaching of John Heisman. He was considered the best blocking halfback in the south. Williams led Clemson to the state championship and to a 2-2 season. During his time as coach, Clemson played two games in three days. Clemson was victorious over the Charlotte Y on October 23, but lost to North Carolina 28-0 on October 25.

## JOHN PENTON 1898

The Tigers' third coach, J.A. Penton of Alabama, was captain and starting guard on the University of Virginia teams of

1893, 1894 and 1895. He was captain of the '95 Virginia team that beat North Carolina to win the Championship of the South. Penton also played fullback at Auburn in '97 under John Heisman's coaching. Under Penton, Clemson won 55-0 over Bingham in its first home game, as W.C. Forsythe kicked every point after touchdown (11). In his only season at Clemson, Penton guided Clemson to a 3-1 record and the state title.

## JOHN HEISMAN 1900-03

One of the most famous football coaches in the nation, John Heisman, coached at Clemson from 1900-03. He turned Clemson from virtually an unknown college to a southern powerhouse at the turn of the century. Heisman attended Brown University, taking the two-year law course offered at that time, and was a center on the football team. During the fall of 1889, he transferred to Penn. He lettered in football at both schools and graduated from Penn in 1893.

In the spring of 1894, Walter Riggs was a graduate manager for the football team at Auburn. It fell on his shoulders to find a coach for the season of 1895. Riggs wrote to Carl Williams, the Penn captain of 1894, asking him to suggest a suitable coach. He replied recommending J.W. Heisman, an ex-Penn player, and his coach at Oberlin.

After several weeks, Riggs finally found Heisman in Texas, where he was raising tomatoes. Having sunk all of his capital into the tomato venture, he was glad to return to his old love. He readily went to coach at Auburn for \$500 a year.

His coaching career began at Oberlin in 1892 and lasted 36 years. It included positions at Akron, Auburn, Clemson, Georgia Tech, Penn, Washington & Jefferson and Rice. He had an overall career record of 185-70-17.

John Heisman invented the hidden ball trick, the handoff, the double lateral and the "flea flicker." He pioneered the forward pass, arguing that it would scatter the mob. Heisman also originated the center snap and the word hike (previously the center used to roll the ball on the ground to the quarterback).

Heisman guided Clemson to conference titles in 1900 and 1902, and he led the Tigers to their first unofficial "bowl game" in 1903, when Clemson and Cumberland met on November 26 for the "Championship of the South." Cumberland, who had earlier defeated Auburn, Alabama and Vanderbilt, was considered to be champion of the southern states of Louisiana, Mississippi, Alabama, Tennessee and Kentucky. The game was played on a neutral site, Montgomery, Ala. Cumberland and Clemson fought to an 11-11 tie. After the news got back to Clemson that the game was a tie, the students and the local townspeople built a bonfire and paraded around the campus.

Overall, Heisman took Clemson to a 19-3-2 record in his four seasons. His 83.3 winning percentage is still the best in Clemson history. He was also the Clemson baseball coach from 1901-03.

## SHACK SHEALY 1904

Shack Shealy holds the distinction of being the only Tiger to have coached his alma mater. He lettered at Clemson from 1896-99 and later played two years at Iowa State. Shealy was a four-year starter playing right guard, end and in his senior year, he played in the backfield. He only coached Clemson one year (1904) and led the Tigers to a 3-3-1 record, including wins over Alabama, Georgia and Tennessee.

## EDDIE COCHEMS 1905

Ed Cochems lettered at Wisconsin in 1899, 1900 and 1901. He was described as a great halfback or end on the strong Wisconsin teams at the turn of the century, including the 1901 undefeated team. In his playing career, he had a 100-yard kickoff return in a 35-0 win over Chicago in 1901, and had four touchdowns against Notre Dame in 1900. After his playing days, he immediately went into coaching. He was the head coach of North Dakota in 1902 and 1903 and served briefly as an assistant with former teammate, Art Curtis at Wisconsin in 1904.

Cochems led Clemson to a 3-2-1 record overall, including wins over Georgia and Auburn. After his Clemson career, he was head coach and athletic director at St. Louis in 1906. After the forward pass was legalized in 1906, Cochems did something with the pass at once in his first year at St. Louis, while other coaches stuck with the running game. He taught his players not to throw the ball end-over-end, but instead like a projectile - a spiral. He called this new weapon a projectile pass.

Historians credit Cochems as being the first coach to use and perfect the first legal pass in a game. The first studied refinements in throwing the ball, which led to the spiral, occurred in 1906 under Cochems. Brad Robinson of St. Louis threw the first forward pass to Jack Schneider on Sept. 5, 1906 in Waukensha against Carroll.

## BOB WILLIAMS 1906,09,13-15,26

Bob Williams is one of the few coaches in the nation to have coached football at two rivals. Williams coached football at both Clemson and South Carolina. Before coming to Clemson, he coached at Davidson in 1905. He coached at South Carolina for two years and guided the Gamecocks to a 6-1 record in 1902 and an 8-2 slate in 1903.

In his career at South Carolina, he administered the most unexpected defeat of Clemson, as he beat a heavily favored Heisman team, 12-6 in 1902.

He served the Tigers as head coach a total of four terms (1906,09,13-15,26). Between 1915-26, Williams practiced law in Roanoke, Va. and was the city's mayor.

One of the highlights of his coaching career included leading the 1906 team to an unbeaten season (4-0-3), which included wins over Georgia, Auburn, Tennessee and a Heisman-coached Georgia Tech squad.

## FRANK SHAUGHNESSY 1907

Frank Shaughnessy was known for his ability as a sports administrator. He served many positions, from a pro hockey coach to the International Baseball League Commissioner. A graduate in pharmacy at Notre Dame, he was captain of the baseball and football teams during his senior season. After his graduation in 1905, he coached baseball at Notre Dame. The summer before coming to Clemson, he played for Ottawa of the Eastern League. That summer, he played left field and ended the season with a .352 batting average. He played nine MLB games in 1905 and 1908 with Washington and the Philadelphia Athletics.

At Clemson, he coached the baseball teams during 1907 and 1908, and he was head football mentor in 1907, where he posted a 4-4 record.

Shaughnessy made his name in baseball, but he took part in many other sports. Besides being a sports legend at Notre Dame, he managed the NHL's Ottawa Senators to the 1915 Stanley Cup Finals and coached football teams at Clemson, Washington and Lee, and McGill. He retired as the president of the International Baseball league in 1960.

In a game against Kansas, Shaughnessy ran 107 yards for the only Irish score, as Kansas won the game 24-5. Football fields were 110 yards back then and touchdowns were five points. Shaughnessy passed away in 1969.

## JOHN STONE 1908

John Stone is one of three coaches who graduated from Vanderbilt and later became head football coach at Clemson. While at Vanderbilt, he was a member of the All-Southern Football team for four years. He was a big man for his time, standing 6'2". Clemson was 1-6 in 1908, but the Tigers lost many of their star players and substitutes from 1907 due to a college prank that saw 306 students expelled.

## FRANK DOBSON 1910-12

Frank Dobson was a pro baseball player before coming to Clemson, as he was the property of the Pittsburgh Nationals. Walter Riggs, President of the Clemson Athletic Association, thought it was unfair to keep shuffling coaches year after year. He offered Dobson a three-year contract, which was the first contract offered and signed by a Clemson coach.

At Clemson, he coached football, basketball and baseball. He was Clemson's first basketball coach, leading it to its only undefeated season (4-0) in history in the inaugural season (1911-12). In 1912-13, Clemson had a 9-5 record. He was head baseball coach from 1911-13.

## WAYNE HART 1916

Wayne Hart served as head coach at Clemson in 1916 and coached the Tigers to a 3-6 record. Under Hart, the Tigers defeated Furman and South Carolina. He played three seasons at tackle for

# FORMER HEAD COACHES

Georgetown. Hart also played one season at George Washington. He was a member of the All-South Atlantic team on four occasions. Hart also served as an assistant coach at Georgetown.

In 1913, Hart coached the Washington Vigilants, a professional football team, and did not lose a single contest. During his last two seasons prior to his arrival to Clemson, he coached various sports at Technical High School in Washington, D.C.

## EDWARD DONAHUE 1917-20

Edward Donahue had to be one of the most organized men in the country. During the 1918-19 academic year, Donahue was the head coach of four Clemson sports... football, basketball, baseball and track. During his four-year career, he served as basketball and baseball coach for two years and head track coach for one season.

He was an outstanding athlete at Washington and Lee, where he played in the backfield on the football team and played catcher on the baseball diamond. Upon graduation, he was an assistant in football and was the head baseball and basketball coach.

## E.J. STEWART 1921,22

E.J. Stewart was head football coach for two years at Clemson, 1921-22. However, he coached more than one sport during his stay at Tigertown. In the spring of 1921, Stewart coached the baseball and track teams while conducting spring football practice. During the fall, Stewart's football team had a 1-6-2 record, but he improved to a 5-4 slate in 1922. He went on to coach the track teams in 1922 and 1923.

Stewart was a standout athlete in football, baseball, basketball and track at Case Western Reserve University in Cleveland, Ohio. Upon his graduation, Stewart played, organized and served as head coach of the Massillon (Ohio) professional football team.

Stewart also coached at Nebraska and Texas. At Nebraska, he led the Cornhuskers to a combined record of 11-4 in 1916 and 1917. The Cornhuskers also captured the Missouri Valley Conference title during both seasons. After leaving Nebraska, he entered the automobile business as President and Treasurer of the Stewart Motor Co. Due to the economic conditions at the time, he decided to go back into coaching.

## BUD SAUNDERS 1923-26

Bud Saunders graduated from Missouri in 1911 with a bachelor's degree in law. At Missouri, he played both football and basketball. Saunders wanted to play two other sports, but a conference rule forbid a student-athlete from participating in more than two sports.

Saunders served as football coach at Knox College before arriving at Clemson. In football, Saunders coached for four seasons from 1923-26. He also coached the basketball teams in 1924 and 1925. Saunders' best season in football came

during the 1923 campaign, as he led the Tigers to a 5-2-1 record.

## JOSH CODY 1927-30

Josh Cody, fondly known as "big man," will always be a favorite to Clemson fans. Cody, a big man in stature at 6-2, 220 pounds, led Clemson to victories over South Carolina for four straight years. He is the only coach in Clemson history who has been around more than two seasons who never lost a football game to South Carolina. He also defeated Furman three straight years. Cody had a 13-0-1 record in home games and posted a 72-percent winning mark overall, the fourth-best mark in Clemson history.

After a 5-3-1 start in the 1927 season, Cody guided the Tigers to back-to-back 8-3 seasons in 1928 and 1929. On May 6, 1929, to show appreciation, Cody was given a new Buick by the alumni, student body and faculty.

In his final season (1930), the Tigers finished with a record of 8-2. Cody also coached basketball at Clemson for five seasons and guided Clemson to a 16-9 slate in 1930. During the 1928-30 seasons, he guided Clemson to a 22-4 mark at home. Cody went on to coach Temple's men's basketball team from 1942-52. He took the Owls to their first NCAA Tournament in 1944.

## JESS NEELY 1931-39

Clemson played in its first bowl game under Jess Neely in the 1940 Cotton Bowl. The Tigers, unknown at the time, became a household word after defeating heavily-favored Boston College 6-3 in the Cotton Bowl. It was the Tigers' first victory over a top-20 ranked team in school history. Clemson had a 43-35-7 record during Neely's tenure.

Neely came to Clemson in 1931 and his recruitment of Banks McFadden took Clemson to another level. In 1938, Neely coached Clemson to a second-place finish in the Southern Conference with a 7-1-1 record.

In 1939, Banks McFadden became Clemson's second All-American, and the team concluded the season with a trip to Dallas for the Cotton Bowl. Neely left Clemson in January 1940 and moved on to Rice, where he took that school to new heights. Neely is a member of the College Football Hall of Fame. Neely's landmark accomplishments in the 1930s at Clemson contributed significantly to Clemson's outstanding football tradition.

## FRANK HOWARD 1940-69

Frank Howard succeeded Jess Neely in 1940 when Neely moved on to Rice. He got the job when he seconded his own nomination during a meeting of the president and athletic council. He signed a one-year contract, then lost the document and never had another in his 30 years as head coach.

He graduated from Alabama in 1931, where he was a star lineman. He played in the 1930 Rose Bowl, then started his

coaching career under Neely at Clemson in 1931, and was a part of a rebirth of Tiger football in the late 1930s. He was an assistant on the 1939 team that posted a 9-1 mark and beat Boston College 6-3 in the Tigers' first bowl game.

In 1940, he began his head coaching career with a bang as he won the Southern Conference title, the first of eight conference titles that Howard won in his coaching career, a feat that wouldn't be matched at Clemson until Dabo Swinney's eighth conference crown in 2022.

Howard had his most successful season in 1948 when he took Clemson to an 11-0 record, the Tigers' first perfect season since 1900. The campaign included a Southern Conference championship, a Gator Bowl win over Missouri and a No. 11 final ranking. He nearly duplicated the feat in 1950 when he guided Clemson to a No. 10 AP final ranking, a 9-0-1 finish and a 15-14 win over Miami (Fla.) in the Orange Bowl.

When he retired in 1969, Howard was the fifth-winningest coach in the nation with 165 victories, quite an accomplishment considering only 38 percent of his games were at home. He had 96 wins as an ACC coach and captured six (five outright and one co-championship) ACC titles, a record Bobby Bowden broke in 1998. Howard's teams appeared in six bowl games, 63 of his players were drafted by the NFL, and 37 played in the league.

Howard, a native of Barlow Bend, Ala., had six top-20 seasons, won eight conference titles (two Southern, six ACC), won 100 conference games and was a two-time ACC Coach-of-the-Year. He coached 25 All-ACC Academic selections and six Academic All-Americans. Eleven of his players were chosen on-the-field All-Americans. Howard was inducted into the College Football Hall of Fame in 1989 and he was inducted into the Clemson Ring of Honor in 1994.

## HOOTIE INGRAM 1970-72

Hootie Ingram will be best remembered as the coach who made the Tiger Paw famous. Before his first year as head coach in 1970, Clemson introduced the Tiger Paw as the official logo of Clemson University's Athletic teams.

Ingram graduated from Alabama in 1955. He also received his master's degree in school administration from Alabama and later became Crimson Tide athletic director. The native of Tuscaloosa, Ala., was an All-SEC defensive back for the Crimson Tide as a senior. He had his best season (5-6) at Clemson in 1971. He also finished second in the ACC standings with a 4-2 league mark in 1971. He was later inducted into the Orange Bowl Hall of Fame.

## RED PARKER 1973-76

Red Parker spent four years at Clemson as head coach. His 1974 squad lived up to the theme "Excitement Galore, Clemson Football '74" and had a 7-4 record, with victories over Georgia, Georgia Tech and South Carolina. Before arriving in Tiger-

town, Parker spent seven years (1966-72) as head coach at The Citadel. He guided the Bulldogs to a 8-3 record during in the 1971 campaign.

Parker earned a bachelor's degree in physical education from Arkansas A&M in 1953. He earned three letters each in football, basketball and track, as a running back/defensive back, second baseman/shortstop and sprinter. He later served as head coach at Harmony Grove High School in Arkansas. He died Jan. 4, 2016.

## CHARLEY PELL 1977,78

Charley Pell, who was Clemson's head coach in 1977,78 authored college football's Cinderella story in 1977. The Albertville, Ala. product took a team that was 3-6-2 in 1976, and led the 1977 Tigers to an 8-2-1 regular-season mark and a berth in the Gator Bowl. It was Clemson's first final top-20 season since 1959. He coached Clemson to a 10-1 regular season in the 1978 season before he left to become head coach at Florida. Clemson's 1978 team beat Ohio State in the Gator Bowl and finished ranked No. 6 in the AP poll in his second year as Clemson's head coach.

He was a near unanimous choice as ACC Coach-of-the-Year in 1977 and 1978, the first coach, regardless of sport, to win ACC Coach-of-the-Year honors in each of his first two years. A two-way starter and three-year letterwinner at Alabama, Pell was on its 1961 national championship team.

He came to Clemson in 1976 and served as assistant head coach and defensive coordinator. Pell passed away in June 2001 after battling cancer.

## DANNY FORD 1978-89

Danny Ford had an auspicious beginning to his head coaching career. He gained a 17-15 win over Ohio State in the 1978 Gator Bowl. The 30-year-old coach, the youngest in Division I at the time, also defeated a college football legend in a contest that put Clemson on the national map, as he defeated Woody Hayes in the latter's last game. He had taken over the coaching reigns on Dec. 10, 1978 when Charley Pell resigned to become head coach at Florida.

Ford kept things going in 1979 with wins over Georgia and Notre Dame and another trip to a bowl (Peach). In 1981, he helped Clemson reach the summit of college football by winning the national title. His Tigers downed three top-10 teams during the course of the 12-0 season that concluded with a 22-15 win over Nebraska in the Orange Bowl. Ford was named National Coach-of-the-Year.

The wins continued in 1982 and 1983, as Clemson had consecutive 9-1-1 years. Clemson finished in the top 12 in both years, and had a 30-2-2 record over a three-year period, best in the nation.

Clemson won three straight ACC titles under his guidance between 1986-88. In 1989, Clemson registered a 10-2 season and top 12 national ranking, the fourth straight season Clemson finished in the



# FORMER HEAD COACHES

final AP top 20. He closed his career with a 27-7 win over West Virginia in the Gator Bowl, his sixth bowl win in eight tries and his fourth in succession.

Ford was the third winningest active coach in the nation on a percentage basis at the end of the 1989 season. He finished with a 96-29-4 career ledger at Clemson. Ford finished his Tiger career with a 76-percent winning percentage and five ACC championships.

The 1969 Alabama graduate is still the youngest coach to win the national title, as he was just 33-years-old when the Tigers shocked the college football world in 1981. He coached 71 First-Team All-ACC selections and 26 All-Americans. Forty-two of his former Tigers were drafted by the NFL, and he earned 18 wins over AP top-20 teams during his career. Additionally, 11 of his former players won Super Bowl championship rings. At one stretch, his teams were ranked in the AP top 20 for 41 straight polls, a Tiger record. He had a 31-13-1 record against 15 coaches who are now in the Hall of Fame.

Ford is a member of the Clemson Hall of Fame, the state of South Carolina Hall of Fame and the Orange Bowl Hall of Fame.

Ford was an All-SEC pick and All-SEC Academic choice at Alabama. He attended Alabama initially on a basketball/football scholarship, but he only played football after his freshman season. Ford played in three bowl games for the Crimson Tide. He later served as head coach at Arkansas from 1994-97. Ford was inducted into the Clemson Ring of Honor on Aug. 31,

2013 and was inducted into the College Football Hall of Fame in December 2017.

## KEN HATFIELD 1990-93

Ken Hatfield led the Tigers to a 32-13-1 record during his four-year tenure, led the squad to three bowl appearances and an ACC championship. With a victory over Illinois in the 1991 Hall of Fame Bowl, Hatfield became the first Clemson coach to win 10 games in his first year and his .833 winning percentage was the best for a first-year Clemson coach since 1900, when John Heisman was 6-0. That season included six victories over teams with winning records, more than any other team that year with the exception of National Champion Georgia Tech.

Hatfield was also just the eighth coach in the previous 13 years to take a team to a top-10 AP final ranking in his first year with the program, as the Tigers finished the year No. 9 in the AP poll. The Helena, Ark. native would also lead the 1991 and 1993 Tiger teams to top 25-rankings. Clemson became the third school that Hatfield coached to a top-20 ranking, as his 1983 Air Force team ranked No. 15 and he led four Arkansas teams to top-20 rankings. He became the sixth coach in NCAA history to accomplish that feat.

Hatfield played for three years at Arkansas (1962-64) and was a starter on the 1964 National Championship team. The defensive back earned his fame as the nation's top punt returner in 1963 and 1964. He was the first player to finish in

the top two in the nation in punt returns three straight years, as he finished second in 1962. He retired as Rice's head coach in 2005 with 168 career wins. He is now retired and living in Arkansas.

## TOMMY WEST 1993-98

Tommy West's five-year resumé as Clemson head coach included four bowl appearances, 12 road victories, 86 school records and previously unparalleled academic excellence. West took Clemson to three straight bowl games between the 1995 and 1997 seasons, just the second Clemson coach in history to take the Tigers to bowl games in three straight seasons.

Academically, 61 Tigers made the ACC Academic Honor Roll in his last four years, twice as many as the best previous four-year total in school history.

West took over as head coach on Nov. 29, 1993 and less than a month later had a bowl victory. The former Tennessee tight end succeeded Ken Hatfield, who left four days after a victory over South Carolina to end the 1993 season.

It was West's second tour of duty with Clemson. He had been a linebackers coach under Danny Ford between 1982-89. Clemson was 69-20-4 and had six AP top 20 finishes in that eight-year era.

West coached the Tigers in the 1993 Peach Bowl, a thrilling 14-13 win over Kentucky. He became the first coach in college history to win a bowl game in his first game without having coached the team in any capacity earlier in the year.

West's best season was 1995, as Clemson finished the regular season with five straight victories by 17 points or more and was invited to the Gator Bowl. Clemson was ranked in the top 25 of every poll at the end of the 1995 regular season. That Clemson team also finished fourth in the nation in rushing offense.

West recruited some of the top players in Tiger history. The school was in the top 10 in the nation in NFL draftees during the 1998 and 1999 selection process, and all 11 players were recruited by West. The list included three first-round defensive picks (Trevor Pryce, Anthony Simmons, Antwan Edwards). Clemson was the only school in the nation to have six defensive players drafted in 1999 and the only school to have a first-round defensive pick in 1997, 1998 and 1999.

The native of Gainesville, Ga. finished his career with a 31-28 record and had four wins over top-25 teams. He was the head coach at Memphis from 2001-09 and he led the Tigers to a nine-win season and their first bowl appearance in 32 years in 2003. He took Memphis to five bowls, and he coached in nine bowl games as a head coach. West was the defensive coordinator at Southern Mississippi in 2012 and was an assistant coach at Middle Tennessee from 2014-23.

## TOMMY BOWDEN 1999-08

Tommy Bowden was a consistent winner over his nine-and-a-half years as Clemson's head coach. From 1999-08,

he never had a losing season, and that included a streak of eight consecutive winning seasons from 2000-07. During those seasons, only four other Division I coaches had a winning season in all eight of those years with the same program.

Bowden was a two-time ACC Coach-of-the-Year, joining Frank Howard, Charley Pell and Danny Ford (and later Dabo Swinney) with that distinction. He first won the honor in 1999, his first year when he took over a team that had been 3-8 the previous season, to a 6-6 season against a top-10 schedule according to the Sagarin ratings. Clemson played three undefeated teams during the regular season (Marshall, Virginia Tech, Florida State).

His first year included a nationally-televised game against Florida State that featured the first-ever Division I coaching matchup of father and son. Bobby Bowden's Seminoles won that game by a score of 17-14, Florida State's closest game in an undefeated national championship season. The game attracted over 85,000 fans and the largest media contingent in the history of Memorial Stadium. There were nine Bowden Bowls overall, with Bobby winning five games, but Tommy won four of the last five contests.


Bowden took Clemson to an 8-0 start and a No. 3 national ranking in 2000 before finishing with a 9-2 regular-season record and a No. 14 final ranking. The regular season concluded with a 16-14 victory over a top-25 South Carolina team. A 50-yard pass from Woodrow Dantzler to Rod Gardner is regarded as one of the most-exciting plays in Clemson history. The following year, Dantzler went on to become the first quarterback in Division I history to reach 2,000 passing yards and 1,000 rushing yards in a single season.

Bowden also won ACC Coach-of-the-Year honors in 2003 when he led the Tigers to a 9-4 record. That season, the Tigers won their last four games, including a 26-10 win over No. 3 Florida State. Clemson defeated South Carolina 63-17 in the regular-season finale and completed the season with a 27-14 win over No. 6 Tennessee in the Peach Bowl. Clemson finished the year in the top 25 of both polls as well.

Bowden finished with a 7-2 record against the Gamecocks. At the time of his departure, the 77.8 winning percentage was the best in school history among Clemson coaches who served the program at least five seasons. All seven of his victories were over Hall of Fame Head Coaches Lou Holtz and Steve Spurrier.

After a 3-3 start to the 2008 season, Bowden resigned on October 13, four days after a 12-7 loss at Wake Forest. He had a 72-45 record (.615) at Clemson for those nine-and-a-half seasons. Bowden never had a losing season, overall or in the ACC, during his nine complete seasons. He led the Tigers to eight bowl games.

Bowden now resides in Florida.



**TOMMY BOWDEN  
SERVED AS HEAD  
COACH AT CLEMSON  
FROM 1999 TO 2008.**



# ASSISTANT COACHES

**ADAMS, DWIGHT** (Henderson State '58) - Linebackers 1973-75; Defensive Ends 1976-78  
**AGNEW, F.H.** - 1918  
**AKE, WALLY** (William & Mary '72) - Inside Linebackers 1990-93  
**ALDRIDGE, MILES** (Gardner-Webb '71) - Linebackers 1985-89; Defensive Coordinator/Defensive Backs 1993,94; Outside LB/Co-Coordinator, 1995  
**ALLISON, RODNEY** (Texas Tech '78) - Defensive Ends 1999-02  
**ANDERSON, WILLIE** (Clemson '75) - Head J.V. 1977-79; Tight Ends 1979; Defensive Ends 1980,81; Defensive Linemen 1982  
**ANDREWS, MICKEY** (Alabama '65) - Coordinator/Def. Backs 1977,78; Defensive Backs 1979,80  
**AUSTIN, THOMAS** (Clemson '09) - Offensive Linemen 2022,23  
**BAKER, ART** (Presbyterian '53) - Freshmen 1965; Offensive Backs 1966-69  
**BANKS, B.C. (STUMPY)** (Clemson '18) - Backs 1920,21  
**BARFIELD, DOUG** (Southern Mississippi '57) - Offensive Backs 1970,71  
**BASS, TOM** (Maryville '60) - Freshmen 1967-69; Defensive Linemen 1970-72; Defensive Ends 1973-75; Offensive Backs 1976; Administrative Assistant 1977-79  
**BATES, TODD** (Alabama '05) - Defensive Linemen 2017; Defensive Tackles 2018,19; Recruiting Coordinator/Defensive Tackles 2020,21

**BECKISH, LARRY** (Wichita State '63) - Offensive Ends 1968-70; Freshmen 1972; Offensive Ends 1973-76  
**BECKMAN, LARRY** (Florida '66) - Offensive Linemen 1990-92  
**BIBEE, DAVID** (Tennessee '75) - Outside Linebackers 1997; Defensive Backs 1998  
**BISACCIA, RICH** (Yankton '83) - Running Backs 1993-98  
**BLACKWELL, DAVID** (East Carolina '97) - Linebackers/Recruiting Coordinator 2003-06; Linebackers 2007,08  
**BOLT, WAYNE** (East Carolina '79) - Tight Ends 1986-89  
**BOWMAN, R.V.T.** - Assistant 1896-98  
**BRINSON, LARRY** (Florida '83) - Running Backs 1990-1993  
**BROOKS, DAN** (Western Carolina '76) - Defensive Tackles 2009,10; Associate Head Coach/Defensive Tackles 2011-16  
**BUGAR, MIKE** (Florida State '67) - Defensive Linemen 1977-79  
**BURNS, BURTON** (Nebraska '76) - Running Backs 1999-06  
**BURSON, JOE** (Georgia '66) - Freshmen 1970; Defensive Ends 1971,72; Defensive Backs 1973-76  
**BUSTLE, RICKY** (Clemson '77) - Defensive Backs 1979  
**CALDWELL, ROBBIE** (Furman '77) - Offensive Linemen 2011-21  
**CARLTON, BOBBY** (Newberry '67) - Freshmen 1975

**CARSON, JULES** (Clemson '14) - Freshmen 1915, 1927-30  
**CARTER, RONNIE** (Arkansas A&M '67) - Freshmen 1973,74; Offensive Linemen 1975  
**CHRISTENSEN, CLYDE** (North Carolina '79) - Co-Offensive Coordinator/Quarterbacks 1993-95  
**COHEN, RUSS** (Vanderbilt '17) - Defensive Back 1947-54  
**CONE, FRED** (Clemson '51) - Recruiting Coordinator 1961-72  
**CONN, MICKEY** (Alabama '95) - Safeties 2017-20; Special Teams Coordinator/Safeties 2021; Co-Defensive Coordinator/Safeties 2022,23  
**CONOVER, LARRY** - Linemen 1920  
**COX, CARY** (Clemson '49) - Freshmen 1949  
**COX, WALTER** (Clemson '39) - Offensive Linemen 1940,43,44,46-50  
**CRAIG, JOHNSON** - Freshmen 1933  
**CROWE, JACK** (UAB '70) - Quarterbacks 1986-88  
**D'ANDREA, BILL** (Indiana State '72) - Graduate Assistant 1983; Offensive Linemen 1986-89  
**DAVIS, JOE** (Southwestern) - Ends 1931-39  
**DENNING, DON** (Presbyterian '60) - Recruiting Coordinator 1981; Defensive Backs 1982-85  
**DICKERSON, RON** (Kansas State '71) - Defensive Coordinator 1991,92  
**DILLARD, BILL** (Clemson) - Freshmen 1937,38  
**EARLE, JAMES** (Clemson '89) - Tight Ends 1993,94  
**EASON, NICK** (Clemson '01) - Defensive Run Game Coordinator/Defensive Tackles 2022,23

**ELLIOTT, TONY** (Clemson '02) - Running Backs 2011-14, Co-Offensive Coordinator/Running Backs 2015-19, Offensive Coordinator/Running Backs 2020; Assistant Head Coach/Offensive Coordinator/Tight Ends 2021  
**EMORY, ED** (East Carolina '60) - Freshmen 1973; Offensive Backs 1974,75; Offensive Linemen 1976  
**ENSMINGER, STEVE** (LSU '79) - Offensive Coordinator/QBs 1997,98  
**FORD, DANNY** (Alabama '70) - Assistant Head Coach/Offensive Linemen 1977,78  
**FOX, LAWRENCE** - 1919,20  
**FRAZIER, R.A.** - 1908  
**FRITTS, GEORGE** (Clemson '42) - Linemen 1943  
**GANDY, ARTHUR** - Freshmen 1914  
**GANTT, JOHN W.** (Clemson) - Backs 1903-07  
**GEE, J. B.** (Clemson '07) - Linemen 1927  
**GETTYS, E.F.** (Clemson '22) - Linemen 1922  
**GILLIAM, TINK** - Freshmen 1925,26  
**GOODALE, B.E.** (Big Ben) (Clemson) - Freshmen 1922,25,29  
**GOODMAN, JIM** (Florida '74) - Recruiting Coordinator 1991-1993  
**GOODWIN, WES** (Mississippi State '07) - Defensive Coordinator/Linebackers 2022,23  
**GRACE, RONNIE** (Clemson '62) - Freshmen 1968,69; Defensive Linemen 1970  
**GRISHAM, TYLER** (Clemson '09) - Wide Receivers 2020,21; Recruiting Coordinator/Wide Receivers 2022,23  
**GUYON, JOE** (Carlsle Institute) - Linemen 1928,29  
**HALEY, BRICK** (Alabama A&M '89) - Outside Linebackers 1998  
**HALL, LEMANSKI** (Alabama '08) - Defensive Ends 2018-23  
**HALLMAN, CURLEY** (Texas A&M '69) - Linebackers 1979,80; Defensive Backs 1981  
**HAMILTON, S.S.** - 1922  
**HARBISON, CHARLIE** (Gardner-Webb '82) - Defensive Backs 1995-97,08; Co-Defensive Coordinator/Defensive Backs 2009-12  
**HARPER, SMOKEY** - 1927  
**HARPER, TOM** (Kentucky '53) - Assistant Head Coach, Defensive Linemen 1981-88  
**HARVEY, BYARS** (Clemson '28) - Linemen 1928  
**HEFFNER, PETE** - Backs 1930-32  
**HERRIN, LES** (Western Carolina '71) - Linebackers 1981-84, Defensive Linemen 1989-1993; Assistant Head Coach/Defensive Linemen 1993,94,96-98, Assistant Head Coach/Tight Ends/Tackles 1995  
**HERRING, REGGIE** (Florida State '81) - Inside Linebackers 1993-01, Defensive Coordinator 1997-01  
**HINES, JACK** (West Virginia '71) - Defensive Backs 1999-01; Linebackers 2002; Whips/Rovers 2003; Tight Ends 2004,05  
**HINSHAW, ROGER** (App State '72) - Outside Linebackers, 1990-1993  
**HINSON, RANDY** (Clemson '36) - Freshmen 1939,40; 1946-48  
**HOAGLAND, EARL** (Purdue) - Offensive Backs 1935,36  
**HOBBY, MARION** (Tennessee '95) - Defensive Linemen 2005; Defensive Ends 2011; Co-Defensive Coordinator/Defensive Ends 2012-16  
**HOLLAND, JIM** (App State '71) - Freshmen 1975  
**HOLLAND, JOE** (Clemson '07) - Backs 1909  
**HOLLAND, LAWSON** (Clemson '75) - Receivers 1979-85  
**HOWARD, FRANK** (Alabama '31) - Linemen 1931-39  
**JOHNSON, BOBBY** (Clemson '73) - Defensive Coordinator/Defensive Backs 1993.  
**JOHNSON, ELLIS** (The Citadel '75) - Outside Linebackers 1993-96; Defensive Linemen 1995; Co-Defensive Coordinator 1995; Defensive Coordinator 1996  
**JONES, BOB** (Clemson '30) - Freshmen 1931-39; Offensive Ends/Defensive Ends 1940-65; Defensive Ends 1965-69  
**JORDAN, WHITEY** (Clemson '59) - Freshmen 1959-64; Offensive Ends 1965-67; Offensive Coordinator 1968,69,93; Offensive Linemen 1970; Offensive Ends 1971,72



WHITEY JORDAN  
 WAS AN ASSISTANT  
 COACH AT CLEMSON  
 FOR 15 SEASONS.



# ASSISTANT COACHES



**WOODY McCORVEY WAS AN ASSISTANT COACH AT CLEMSON FROM 1983-89.**

**KINES, JOE** (Jacksonville State '66) - Linebackers 1977-78  
**KING, BUDDY** (Clemson '73) - Offensive Linemen 1976-82  
**KIRK, JERRY** (East Tennessee State '63) - Defensive Linemen 1977  
**KOENNING, VIC** (Kansas State '83) - Defensive Coordinator/Defensive Backs 2005-08  
**LAYCOCK, JIMMYE** (William & Mary '70) - Offensive Coordinator/Offensive Backs 1977-79  
**LATINA, JOHN** (Virginia Tech '79) - Offensive Linemen 1993-98  
**LONG, BOBBY** (Clemson '69) - Recruiting Coordinator 1968-70  
**LOVETT, JOHN** (C.W. Post '73) - Defensive Coordinator/Defensive Backs 2002-04  
**MacINTYRE, GEORGE** (Miami (Fla.) '61) - Defensive Backs 1970-72  
**MAJOR, C.S.** (Auburn) - Linemen 1913  
**MAXWELL, JOHN** (Clemson '04) - Backs 1904  
**MAY, T.E.** - 1922-24  
**McCORVEY, WOODY** (Alabama State '72) - Tight Ends 1983-85; Wide Receivers 1986-89  
**McFADDEN, BANKS** (Clemson '40) - Defensive Backs 1941, 46-49; Freshmen 1950-54; Defensive Backs 1955-69  
**McLELLAN BILL** (Clemson '54) - Freshmen 1966-69  
**McLEOD, A.P.** (Furman) - Linemen 1927  
**McMILLAN, GOAT** (Clemson '30) - Offensive Backs 1937-41, 46-54; Freshmen 1955-64  
**McWHORTER, MAC** (Georgia '73) - Offensive Tackles/Tight Ends 1996-98  
**MOODY, DARRELL** (NC State '70) - Offensive Coordinator/Quarterbacks 1996  
**MOORE, TOM** (The Citadel '67) - Junior Varsity 1971-75; Defensive Backs 1976; Receivers 1977,78; Graduate Assistant 1988  
**MORRIS, CHAD** (Texas A&M '92) - Offensive Coordinator/Quarterbacks 2011-14  
**MORRIS, W.C.** - 1916,19  
**MOSS, C.S.** (Clemson) - Freshmen 1933  
**MURRY, DON** (Arkansas A&M '66) - Offensive Coordinator/Quarterbacks 1974,75, Running Backs 1973-76  
**NAPIER, BILLY** (Furman '03) - Tight Ends 2006;

Tight Ends/Recruiting Coordinator 2007,08; Quarterbacks/Recruiting Coordinator 2008; Offensive Coordinator, Quarterbacks 2009,10  
**NORMAN, ROCK** (Roanoke '15) - Freshmen 1940-42,46-54  
**NORWOOD, GORDON** (Arkansas '69) - Freshmen 1970-72  
**O'CAIN, MIKE** (Clemson '77) - Graduate Assistant 1977; Quarterbacks 2000-04; Offensive Coordinator 2004  
**OLIVER, BILL** (Alabama '62) - Defensive Backs 1986-89; Defensive Coordinator 1989  
**ORDEL, FRANK** (Georgia '61) - Defensive Linemen 1980  
**OWEN, DUKE** (Georgetown '53) - Freshmen 1970; Offensive Linemen 1971-75  
**PADGETT, FRANK** (Clemson '21) - Linemen 1926  
**PATTON, BOB** (Clemson '53) - Freshmen 1966  
**PEARMAN, DANNY** (Clemson '87) - Offensive Tackles & Tight Ends 2008; Assistant Head Coach/Offensive Tackles/Tight Ends 2009,10; Assistant Head Coach/Special Teams Coordinator/Tight Ends 2011-20  
**PELL, CHARLEY** (Alabama '63) - Assistant Head Coach/Defensive Coordinator 1976  
**POWELL, ANDRÉ** (Indiana '89) - Running Backs 2007-08; Running Backs/Special Teams Coordinator 2009,10  
**RAMSEY, GEORGE** - Backs 1933,35  
**REED, MIKE** (Boston College '94) - Defensive Backs 2013-17; Cornerbacks 2018-21; Assistant Head Coach/Special Teams Coordinator/Cornerbacks 2022,23  
**REEDY, CHUCK** (Appa State '71) - Offensive Backs 1978-89  
**RICHARDS, CUL** - Linemen 1924,25  
**RICHARDSON, KYLE** (App State '01) - Passing Game Coordinator/Tight Ends 2022,23  
**RILEY, GARRETT** (Texas Tech '12) - Offensive Coordinator/Quarterbacks 2023  
**RODRIGUEZ, RICH** (West Virginia '86) - Assistant Head Coach/Offensive Coordinator/Quarterbacks 1999,00  
**ROGERS, TOM** (Duke) - Ends 1942  
**RUMPH, CHRIS** (South Carolina '94) - Defensive

Linemen 2006-10  
**SATTERFIELD, STEVE** (South Carolina '60) - Freshmen 1971; Offensive Backs 1972,73  
**SANDERS, RED** (Vanderbilt '26) - Backs 1928-30  
**SCHILLETTER, WILLIAM A.** (Clemson '15) - Linemen 1915,19  
**SCOTT, BRAD** (South Florida '79) - Assistant Head Coach/Tight Ends 1999-03; Assistant Head Coach/Offensive Coordinator 2000-03; Assistant Head Coach/Offensive Linemen 2004-06; Associate Head Coach/Offensive Linemen 2007-10  
**SCOTT, JEFF** (Clemson '02) - Wide Receivers 2008, Recruiting Coordinator/Wide Receivers 2009-14; Co-Offensive Coordinator/Wide Receivers 2015-19  
**SEGARS, KEN** (Clemson) - Freshmen 1939  
**SHAW, ED** - Backs 1921  
**SHIVELY, DOUG** (Kentucky '59) - Linebackers 1970-72  
**SMITH, BOB** (Furman '34) - Defensive Linemen 1950-62; Defensive Coordinator/Defensive Linemen 1963-65, Defensive Coordinator/Linebackers 1966-69  
**SMITH, THIELEN** (LSU '77) - Defensive Linemen 1999-03; Whips/Rovers 2004  
**SPENCE, ROB** (Iona '81) - Offensive Coordinator/Quarterbacks 2005-08  
**SPILLER, C.J.** (Clemson '09) - Running Backs 2021-23  
**STEELE, KEVIN** (Tennessee '81) - Defensive Coordinator/Linebackers 2009-11  
**STEELMAN, HAROLD** (Arkansas '55) - Defensive Linemen 1973-76  
**STOCKSTILL, RICK** (Florida State '82) - Quarterbacks 1989-93; Wide Receivers 1994-02; Passing Game Coordinator 1993; Co-Offensive Coordinator 1993-95; Recruiting Coordinator 1998-02  
**STOKLEY, NELSON** (LSU '68) - Quarterbacks 1980-85; Offensive Coordinator 1982-85  
**STREETER, BRANDON** (Clemson '99) - Recruiting Coordinator/Quarterbacks 2015-19, Passing Game Coordinator/Quarterbacks 2020,21; Offensive Coordinator/Quarterbacks 2022

**SWINGER, BILL** (South Carolina State '65) - Freshmen 1973-75  
**SWINNEY, DABO** (Alabama '93) - Wide Receivers 2003-06; Assistant Head Coach/Wide Receivers 2007,08  
**TROTT, BOBBY** (North Carolina '76) - Defensive Coordinator 1990  
**VAN DER HEYDEN, LARRY** (Iowa State '62) - Offensive Linemen 1979-92, Offensive Coordinator 1990-92  
**VENABLES, BRENT** (Kansas State '92) - Defensive Coordinator/Linebackers 2012-17, Associate Head Coach/Defensive Coordinator/Linebackers 2018-21  
**WADE, DON** (Clemson '52) - Freshmen 1953-58; Offensive Linemen 1959-67; Administrative Assistant 1983-88  
**WALLER, CHARLEY** (Oglethorpe '42) - Offensive Backs 1957-65  
**WARE, BILLY** (Clemson '70) - Defensive Backs 1978; Defensive Ends 1979; Administrative Assistant 1980  
**WEST, RON** (Clemson '79) - Offensive Linemen 1999-03; Outside Linebackers 2004-08  
**WEST, TOMMY** (Tennessee '75) - Defensive Ends 1982-89  
**WHITE, W.P.** (Clemson '10) - Offensive 1910  
**WHITT, RICK** (Catawba '76) - Defensive Backs 1980,81; Defensive Ends 1982,83  
**WILD, ORMAND** (Clemson '54) - Freshmen 1965  
**WILLIAMS, R.C.** - 1908  
**WILSON, RICHARD** (Arkansas '81) - Wide Receivers 1990-92  
**WISE, CARL** (King '37) - Offensive Backs 1955,56  
**WRENN, CLYDE** (NC State '65) - Freshmen 1972; Recruiting Coordinator 1973-77, 1985-90  
**YOUNG, THEO** (Arkansas '88) - Wide Receivers 1993

Note: Only includes coaches who served in a full-time capacity during the regular season.

# PRO PLAYERS (ALL OUTDOOR LEAGUES)

**ABDULLAH, RAHIM**, OLB (1998)  
Cleveland Browns, 1999,00  
Edmonton Eskimos (CFL), 2002-04  
Calgary Stampeders (CFL), 2005,06

**ADAMS, GAINES**, DE (2006)  
Tampa Bay Buccaneers, 2007-09  
Chicago Bears, 2009

**ADAMS, KEITH**, LB (2000)  
Dallas Cowboys, 2001,02  
Berlin Thunder (NFLE), 2002  
Philadelphia Eagles, 2002-05  
Miami Dolphins, 2006  
Cleveland Browns, 2007

**ALEXANDER, KEVIN**, DE (2009)  
Denver Broncos, 2010

**ALEXANDER, MACKENSIE**, CB (2015)  
Minnesota Vikings, 2016-19,21  
Cincinnati Bengals, 2020

**ALLEN, DAVIS**, TE (2022)  
Los Angeles Rams, 2023

**ALLEN, DWAYNE**, TE (2011)  
Indianapolis Colts, 2012-16  
New England Patriots, 2017,18

**ALLEN, TERRY**, TB (1989)  
Minnesota Vikings, 1991-94  
Washington Redskins, 1995-98  
New England Patriots, 1999  
New Orleans Saints, 2000  
Baltimore Ravens, 2001

**ANCHRUM, TREMAYNE**, OL (2019)  
Los Angeles Rams, 2020-23

**ANTHONY, STEPHONE**, LB (2014)  
New Orleans Saints, 2015,16,19  
Miami Dolphins, 2017,18

**ARIRI, OBED**, PK (1980)  
Washington Redskins (USFL), 1983  
Tampa Bay Buccaneers, 1984  
Washington Redskins, 1987

**AUSTIN, CLIFF**, TB (1982)  
New Orleans Saints, 1983,84  
Atlanta Falcons, 1984-86  
Tampa Bay Buccaneers, 1987

**AUSTIN, THOMAS**, C (2009)  
New England Patriots, 2010  
Houston Texans, 2011  
Carolina Panthers, 2012  
Indianapolis Colts, 2013

**BALDWIN, BOB**, B (1964)  
Baltimore Colts, 1966,67

**BARBER, MIKE**, LB (1994)  
Seattle Seahawks, 1995-97  
Indianapolis Colts, 1998,99  
New York/New Jersey Hitmen (XFL), 2001

**BARNES, GARY**, OE (1961)  
Green Bay Packers, 1962,63  
Dallas Cowboys, 1963  
Chicago Bears, 1964  
Atlanta Falcons, 1966,67

**BARNES, TAVARIS**, DE (2014)  
New Orleans Saints, 2015,16  
Atlanta Legends (AAF), 2018  
DC Defenders (XFL), 2019

**BATTLE, ISIAHA**, OT (2014)  
St. Louis Rams, 2015,16<sup>(PS)</sup>  
Seattle Seahawks, 2017<sup>(PS)</sup>  
Seattle Dragons (XFL), 2019  
Pittsburgh Maulers (USFL), 2022  
Houston Roughnecks (UFL), 2024

**BEASLEY, VIC**, DE (2014)  
Atlanta Falcons, 2015-19  
Tennessee Titans, 2020  
Las Vegas Raiders, 2020  
Vegas Vipers (XFL), 2023  
Arlington Renegades (UFL), 2024

**BENISH, DAN**, DT (1982)  
Atlanta Falcons, 1983-86  
Washington Redskins, 1987,88

**BENNETT, CHARLES**, DE (2005)  
Tampa Bay Buccaneers, 2006,07  
Tennessee Titans, 2008

**BENNETT, NATHAN**, OG (2006)  
Baltimore Ravens, 2008

**BOOTH JR., ANDREW**, CB (2021)  
Minnesota Vikings, 2022,23

**BOSTIC, JEFF**, C (1979)  
Washington Redskins, 1980-93

**BOSTIC, JOE**, OG (1978)  
St. Louis/Phoenix Cardinals, 1979-88

**BOULWARE, BEN**, LB (2016)

San Francisco 49ers, 2017<sup>(PS)</sup>

**BOWERS, Da'QUAN**, DE (2010)  
Tampa Bay Buccaneers, 2011-15  
Edmonton Eskimos, 2017

**BOYER, SHELTON**, WR (1985)  
Miami Dolphins, 1987

**BRANCH, ANDRE**, DE (2011)  
Jacksonville Jaguars, 2012-15  
Miami Dolphins, 2016-18

**BREELAND, BASHAUD**, CB (2013)  
Washington Redskins, 2014-17  
Green Bay Packers, 2018  
Kansas City Chiefs, 2019,20  
Minnesota Vikings, 2021

**BRESEE, BRYAN**, DT (2022)  
New Orleans Saints, 2023

**BREWSTER, DOUG**, LB (1990)  
Saskatchewan Roughriders (CFL), 1991  
Winnipeg Blue Bombers (CFL), 1993

**BROMELL, LORENZO**, DE (1997)  
Miami Dolphins, 1998-01  
Minnesota Vikings, 2002  
Oakland Raiders, 2003  
New York Giants, 2004

**BROOKS, JONATHAN**, LB (1978)  
Detroit Lions, 1979  
Atlanta Falcons, 1980  
St. Louis Cardinals, 1980  
Philadelphia Stars (USFL), 1983,84

**BROWN, JARON**, WR (2012)  
Arizona Cardinals, 2013-17,20<sup>(PS)</sup>  
Seattle Seahawks, 2018,19

**BROWN, KOURTNEI**, DE (2011)  
Houston Texans, 2014  
Tampa Bay Buccaneers, 2015

**BROWN, LESTER**, TB (1979)  
Saskatchewan Roughriders (CFL), 1980,81  
Montreal Concordes (CFL), 1983  
Toronto Argonauts (CFL), 1984,85  
Winnipeg Blue Bombers (CFL), 1986

**BRYANT, AUSTIN**, DE (2018)  
Detroit Lions, 2019-22  
San Francisco 49ers, 2023  
Minnesota Vikings, 2023<sup>(PS)</sup>

**BRYANT, JEFF**, DT (1981)  
Seattle Seahawks, 1982-93

**BRYANT, MARTAVIS**, WR (2013)  
Pittsburgh Steelers, 2014,15,17  
Oakland Raiders, 2018  
Vegas Vipers (XFL), 2023  
Dallas Cowboys, 2023<sup>(PS)</sup>

**BUCKNER, BRENTSON**, DT (1993)  
Pittsburgh Steelers, 1994-96  
Kansas City Chiefs, 1997  
Cincinnati Bengals, 1997  
San Francisco 49ers, 1998-00  
Carolina Panthers, 2001-05

**BUNDREN, JIM**, C (1997)  
New York Jets, 1998  
Cleveland Browns, 1999,00  
Miami Dolphins, 2002

**BUTLER, CREZDON**, CB (2009)  
Pittsburgh Steelers, 2010  
Arizona Cardinals, 2011,12  
Washington Redskins, 2012  
Buffalo Bills, 2012  
San Diego Chargers, 2013  
Tampa Bay Buccaneers, 2014  
Seattle Seahawks, 2015  
Detroit Lions, 2015,16

**BUTLER, JERRY**, WR (1978)  
Buffalo Bills, 1979-87

**CAGLE, JOHN**, DT/LB/G (1968)  
Boston Patriots, 1969

**CAIN, DEON**, WR (2017)  
Indianapolis Colts, 2018,19  
Pittsburgh Steelers, 2019,20  
Philadelphia Eagles, 2021<sup>(PS)</sup>,22  
Birmingham Stallions (USFL), 2023  
Birmingham Stallions (UFL), 2024

**CALLICUTT, KEN**, TB (1977)  
Detroit Lions, 1978-82

**CAMERON, DeCHANE**, QB (1991)  
Edmonton Eskimos (CFL), 1992

**CARMAN, JACKSON**, OL (2020)  
Cincinnati Bengals, 2021-23

**CARSWELL, ROBERT**, DB (2000)  
San Diego Chargers, 2001,02

**CATANZARO, CHANDLER**, PK (2013)

Arizona Cardinals, 2014-16  
New York Jets, 2017  
Tampa Bay Buccaneers, 2018  
Carolina Panthers, 2018

**CHAVIS, MIGUEL**, FB (2010)  
Pittsburgh Steelers, 2011

**CHILDRESS, O.J.**, LB (1998)  
New York Giants, 1999  
Amsterdam Admirals (NFLE), 2000  
Carolina Panthers, 2000

**CHIPLEY, BILL**, E/DB (1941)  
Boston Yanks, 1947,48  
New York Bulldogs, 1949

**CHOICE, ADAM**, RB (2018)  
Seattle Seahawks, 2019

**CHUY, DON**, OG (1962)  
Los Angeles Rams, 1963-68  
Philadelphia Eagles, 1969

**CIURCIU, VINCE**, LB (1999)  
Tampa Bay Buccaneers, 2003  
Carolina Panthers, 2003-06  
Minnesota Vikings, 2007,08  
Detroit Lions, 2009,10

**CLARK, BRIAN**, OG (1981)  
Denver Broncos, 1982 (taxi squad)

**CLARK, DWIGHT**, WR (1978)  
San Francisco 49ers, 1979-87

**CLEMONS, CHRIS**, S (2008)  
Miami Dolphins, 2009-13  
Arizona Cardinals, 2014,15

**CLINE, DOUG**, LB (1959)  
Houston Oilers, 1960-66  
San Diego Chargers, 1966

**COLEY, JAMES**, TE (1988)  
Chicago Bears, 1990-92  
Indianapolis Colts, 1991

**CONE, FRED**, B/PK (1950)  
Green Bay Packers, 1951-57  
Dallas Cowboys, 1960

**CONNER, KAVELL**, LB (2009)  
Indianapolis Colts, 2010-13  
San Diego Chargers, 2014,15

**COOPER, GARY**, WR (1989)  
Montreal Machine (WLAFF), 1991

**CORDILEONE, LOU**, DE/DT/OG (1959)  
New York Giants, 1960  
San Francisco 49ers, 1961  
Los Angeles Rams, 1962  
Pittsburgh Steelers, 1962,63  
New Orleans Saints, 1967,68

**CRAWFORD, COREY**, DE (2014)  
Washington Redskins, 2015<sup>(PS)</sup>  
Memphis Express (AAF), 2018  
Houston Roughnecks (XFL), 2019

**CROSBY, ROSCOE**, WR (2003)  
Indianapolis Colts, 2005<sup>(PS)</sup>

**CRUTCHFIELD, DARREL**, DB (2000)  
Philadelphia Eagles, 2001  
Edmonton Eskimos (CFL), 2003,04  
Montreal Alouettes (CFL), 2006

**CUMBIE, JAMIE**, DT (2009)  
Oakland Raiders, 2010

**CUNNINGHAM, BENNIE**, TE (1975)  
Pittsburgh Steelers, 1976-83,85

**CURRIE, AIRESE**, WR (2004)  
Chicago Bears, 2005,06

**DAIGNEAULT, DOUG**, B (1959)  
Ottawa RoughRiders (CFL), 1960-63  
Winnipeg Blue Bombers (CFL), 1964,65

**DANFORTH, KENNY**, SS (1985)  
Los Angeles Raiders, 1987

**DANTZLER, WOODROW**, QB (2001)  
Dallas Cowboys, 2002  
Atlanta Falcons, 2003  
Frankfurt Galaxy, 2005 (NFLE)

**DAVIS, BILLY**, LB (1983)  
St. Louis Cardinals, 1984

**DAVIS, DEXTER**, CB (1990)  
Phoenix Cardinals, 1991-93  
Los Angeles Rams, 1993-95

**DAVIS, JAMES**, RB (2008)  
Cleveland Browns, 2009,10  
Washington Redskins, 2010  
Detroit Lions, 2011

**DAVIS, JEFF**, LB (1981)  
Tampa Bay Buccaneers, 1982-87

**DAVIS, TY**, CB (1984)  
New York Giants, 1985,86  
Detroit Lions, 1987

**DAWKINS, BRIAN**, SS (1995)  
Philadelphia Eagles, 1996-08  
Denver Broncos, 2009-11

**DIGGS, BUBBA**, TE (1981)  
Washington Federals (USFL), 1983

**DINGLE, ADRIAN**, DE (1998)  
San Diego Chargers, 1999-04

**DODD, KEVIN**, DE (2015)  
Tennessee Titans, 2016,17

**DOLCE, CHRIS**, OG (1979)  
Washington Federals (USFL), 1983

**DOWNER, COLE**, TE (2005)  
Amsterdam Admirals (NFLE), 2006

**DRIVER, STACEY**, TB (1985)  
Cleveland Browns, 1987

**DUKES, MIKE**, LB (1958)  
Houston Oilers, 1960-63  
Boston Patriots, 1964,65  
New York Jets, 1965

**DUNN, K.D.**, TE (1984)  
Tampa Bay Buccaneers, 1985,86  
Washington Redskins, 1987  
New York Jets, 1988,89  
Montreal Machine (WLAFF), 1991

**DURHAM, STEVE**, DE (1980)  
Baltimore Colts, 1982

**EASON, NICK**, DT (2002)  
Denver Broncos, 2003  
Scottish Claymores (NFLE), 2003  
Cleveland Browns, 2004-06  
Pittsburgh Steelers, 2007-10  
Arizona Cardinals, 2011,12

**EDWARDS, ANTWAN**, CB (1998)  
Green Bay Packers, 1999-03  
Miami Dolphins, 2004  
St. Louis Rams, 2004  
Atlanta Falcons, 2005

**ELLINGTON, ANDRE**, RB (2012)  
Arizona Cardinals, 2013-17  
Houston Texans, 2017

**EPPE, ROY**, DB (1977)  
Tampa Bay Bandits (USFL), 1983  
Arizona Wranglers (USFL), 1984

**ETIENNE, TRAVIS**, RB (2020)  
Jacksonville Jaguars, 2021-23

**EVANS, LEOMONT**, FS (1995)  
Washington Redskins, 1996-99  
Los Angeles Xtreme (XFL), 2001

**FARR, JAMES**, OG (1983)  
Washington Federals (USFL), 1984  
Orlando Renegades (USFL), 1985

**FERRELL, CLELIN**, DE (2018)  
Oakland/Las Vegas Raiders, 2019-22  
San Francisco 49ers, 2023

**FIELDS, MARK**, CB (2018)  
Minnesota Vikings, 2019,20  
Houston Texans, 2020  
Birmingham Stallions (USFL), 2023

**FLAGLER, TERRENCE**, TB (1986)  
San Francisco 49ers, 1987-89  
Dallas Cowboys, 1990  
Phoenix Cardinals, 1990,91

**FLOWERS, KENNY**, TB (1986)  
Atlanta Falcons, 1987,1989

**FORD, JACOBY**, WR (2009)  
Oakland Raiders, 2010-13

**FREEMAN, DALTON**, C (2012)  
New York Jets, 2013,14  
Houston Texans, 2015

**FRITTS, GEORGE**, OT (1941)  
Philadelphia Eagles, 1945

**FRY, DUSTIN**, C (2006)  
St. Louis Rams, 2007,08  
Carolina Panthers, 2009

**FUDGE, JAMAAL**, S (2005)  
Jacksonville Jaguars, 2006,07  
Atlanta Falcons, 2008,09

**FULLER, STEVE**, QB (1978)  
Kansas City Chiefs, 1979-83  
Los Angeles Rams, 1983  
Chicago Bears, 1984-87  
San Diego Chargers, 1988

**GADDIS, C.J.**, CB (2006)  
Atlanta Falcons, 2007<sup>(PS)</sup>

**GAGE, BOBBY**, TB (1948)  
Pittsburgh Steelers, 1949,50

**GALLMAN, WAYNE**, RB (2016)  
New York Giants, 2017-20  
Atlanta Falcons, 2021



# PRO PLAYERS (ALL OUTDOOR LEAGUES)

Minnesota Vikings, 2021  
Seattle Seahawks, 2022  
St. Louis Battlehawks (UFL), 2024

**GAMBLE, JASON, C** (1998)  
Scottish Claymores (NFL), 2000  
Orlando Rage (XFL), 2001

**GARDNER, ROD, WR** (2000)  
Washington Redskins, 2001-04  
Carolina Panthers, 2005  
Green Bay Packers, 2005  
Kansas City Chiefs, 2006

**GARDOCKI, CHRIS, P/PK** (1990)  
Chicago Bears, 1991-94  
Indianapolis Colts, 1995-98  
Cleveland Browns, 1999-03  
Pittsburgh Steelers, 2004-06

**GETER, ERIC, DB** (1992)  
Las Vegas Posse (CFL), 1994

**GILCHRIST, MARCUS, DB** (2010)  
San Diego Chargers, 2011-14  
New York Jets, 2015,16  
Houston Texans, 2017  
Oakland Raiders, 2018  
Jacksonville Jaguars, 2019  
Baltimore Ravens, 2020

**GOODMAN, MALLICIAH, DE** (2012)  
Atlanta Falcons, 2013-16  
Seattle Seahawks, 2016

**GOODRICH, MARIO, CB** (2021)  
Philadelphia Eagles, 2022,23

**GOODSON, B.J., LB** (2015)  
New York Giants, 2016-18

Green Bay Packers, 2019  
Cleveland Browns, 2020  
New York Jets, 2021

**GREEN, T.J., S** (2015)  
Indianapolis Colts, 2016,17  
New Orleans Saints, 2019  
Carolina Panthers, 2019  
Atlanta Falcons, 2020,21  
Houston Texans, 2021  
Birmingham Stallions (USFL), 2023  
Memphis Showboats (UFL), 2024

**GREENE, NEALON, QB** (1997)  
Toronto Argonauts (CFL), 1998-01  
Saskatchewan Roughriders (CFL), 2002-05  
Montreal Alouettes (CFL), 2006

**GRIER, MARRIO, FB** (1993)  
New England, 1996,97

**GRIFFIN, STEVE, TB** (1986)  
Atlanta Falcons, 1987

**GRISHAM, TYLER, WR** (2008)  
Pittsburgh Steelers, 2009-11

**HAIRSTON, CHRIS, OT** (2010)  
Buffalo Bills, 2011-14  
San Diego/Los Angeles Chargers, 2015-17

**HALL, BEN, TE** (2004)  
Arizona Cardinals, 2005  
Amsterdam Admirals (NFL), 2006,07

**HALL, DELTON, CB** (1986)  
Pittsburgh Steelers, 1987-91  
San Diego Chargers, 1992,93

**HALL, HOLLIS, DB** (1981)  
Arizona Wranglers (USFL), 1983

Houston Gamblers (USFL), 1984

**HALL, LAMONT, TE** (1997)  
Rhein Fire (NFL), 1999  
Green Bay Packers, 1999  
New Orleans Saints, 2000-05

**HAMILTON, DERRICK, WR** (2003)  
San Francisco 49ers, 2004-06  
Tampa Bay Buccaneers, 2007

**HAMLIN, MICHAEL, S** (2008)  
Dallas Cowboys, 2009,10  
Jacksonville Jaguars, 2010

**HAMMOND, VANCE, DT** (1990)  
Sacramento Surge (WFL), 1992  
Sacramento Goldminers (CFL), 1993,94  
Memphis Mad Dogs (CFL), 1995

**HARPER, JAMIE, RB** (2010)  
Tennessee Titans, 2011,12

**HARRELL, RICKY, C** (1972)  
New York Jets, 1973

**HARRIS, RUDY, FB** (1992)  
Tampa Bay Buccaneers, 1993,94

**HATCHER, DALE, P** (1984)  
Los Angeles Rams, 1985-89, 91  
Miami Dolphins, 1993

**HAYES, RUDY, LB** (1958)  
Pittsburgh Steelers, 1959,60,62

**HEADEN, ANDY, LB** (1982)  
New York Giants, 1983-88

**HEARN, TAYLOR, OG** (2017)  
Carolina Panthers, 2018

**HEFNER, LARRY, LB** (1971)  
Green Bay Packers, 1972-75

**HENDERSON, JEROME, CB** (1990)  
New England Patriots, 1991-93, 96  
Buffalo Bills, 1993,94  
Philadelphia Eagles, 1995  
New York Jets, 1997,98

**HENDLEY, DICK, BB** (1950)  
Pittsburgh Steelers, 1951

**HENRY, K.J., DE** (2022)  
Washington Commanders, 2023

**HENRY, WILLIAM, OT** (2003)  
Frankfurt Galaxy (NFL), 2005  
Seattle Seahawks, 2005

**HIGGINS, TEE, WR** (2019)  
Cincinnati Bengals, 2020-23

**HILL, LEROY, LB** (2004)  
Seattle Seahawks, 2005-12

**HILL, TYE, CB** (2005)  
St. Louis Rams, 2006-08  
Atlanta Falcons, 2009  
Detroit Lions, 2010

**HOPKINS, DeANDRE, WR** (2012)  
Houston Texans, 2013-19  
Arizona Cardinals, 2020-22  
Tennessee Titans, 2023

**HORNE, TONY, WR** (1997)  
St. Louis Rams, 1998-00

**HUDSON, BILL, DT** (1956)  
Montreal Alouettes (CFL), 1957-60  
San Diego Chargers, 1961,62  
Boston Patriots, 1963

**HUDSON, BOB, DE/LB/DB** (1950)  
New York Giants, 1951,52

DeANDRE HOPKINS





# PRO PLAYERS (ALL OUTDOOR LEAGUES)

DEXTER LAWRENCE



Philadelphia Eagles, 1953-55,57,58  
 Washington Redskins, 1959  
 Dallas Texans, 1960  
 Denver Broncos, 1960,61  
**HUGGINS, ALBERT, DT (2018)**  
 Houston Texans, 2019<sup>(PS)</sup>  
 Philadelphia Eagles, 2019  
 New England Patriots, 2019<sup>(PS)</sup>  
 Minnesota Vikings, 2020<sup>(PS)</sup>  
 Detroit Lions, 2020  
 New Orleans Saints, 2021,22  
 Atlanta Falcons, 2023  
**HULSEY, COREY, OG (1998)**  
 Buffalo Bills, 2001  
 Oakland Raiders, 2003-06  
**HUMPHRIES, ADAM, WR (2014)**  
 Tampa Bay Buccaneers, 2015-18  
 Tennessee Titans, 2019,20  
 Washington Football Team, 2021  
**HYATT, MITCH, OT (2018)**  
 Dallas Cowboys, 2019,20<sup>(PS)</sup>,21  
**IGWEBUIKE, DONALD, PK (1984)**  
 Tampa Bay Buccaneers, 1985-89  
 Minnesota Vikings, 1990  
 Baltimore (CFL), 1994  
**INABINET, CLARENCE, OG (1935)**  
 Rochester Tigers, 1936  
**JACKSON, STEVEN, FB (2005)**  
 Carolina Panthers, 2006  
**JAMISON, BRANDON, LB (2002)**  
 Atlanta Falcons, 2006  
 Carolina Panthers, 2006,07  
**JAMISON, VONTRELL, DE (2004)**  
 Dallas Cowboys, 2005  
**JARRETT, GRADY, DT (2014)**  
 Atlanta Falcons, 2015-23  
**JENKINS, JARVIS, DT (2010)**  
 Washington Redskins, 2011-14  
 Chicago Bears, 2015  
 New York Jets, 2016  
 Kansas City Chiefs, 2016-18  
**JENKINS, RALPH, C (1946)**  
 Pittsburgh Steelers, 1947  
**JENNINGS, KEITH, WR (1988)**  
 Dallas Cowboys, 1989  
 Montreal Machine (WLA), 1991  
 Chicago Bears, 1991-97  
 Las Vegas Outlaws (XFL), 2001

**JOHNSON, JOHN, OLB (1990)**  
 San Francisco 49ers, 1991-93  
 Cincinnati Bengals, 1994  
 New Orleans Saints, 1995  
**JOHNSON, TRACY, FB (1988)**  
 Houston Oilers, 1989  
 Atlanta Falcons, 1990,91  
 Seattle Seahawks, 1992-95  
 Tampa Bay Buccaneers, 1996  
**JOLLY, TERRY, DT (2000)**  
 Barcelona Dragons (NFLE), 2002  
**JONES, CHRIS, LB (1998)**  
 Barcelona Dragons (NFLE), 2000  
**JORDAN, HOMER, QB (1982)**  
 Saskatchewan Roughriders (CFL), 1983-85  
 Ottawa Roughriders (CFL), 1985  
 Winnipeg Blue Bombers (CFL), 1986  
 Cleveland Browns, 1987  
**KEARSE, JAYRON, S (2015)**  
 Minnesota Vikings, 2016-19  
 Detroit Lions, 2020  
 Dallas Cowboys, 2021-23  
**KELLY, AARON, WR (2008)**  
 Hamilton Tiger-Cats, 2011,12  
 Winnipeg Blue Bombers, 2013,14  
**KENNEY, STEVE, OT (1978)**  
 Philadelphia Eagles, 1979-86  
 Detroit Lions, 1986,87  
**KINARD, TERRY, DB (1982)**  
 New York Giants, 1983-89  
 Houston Oilers, 1990  
**KIRKLAND, LEVON, OLB (1991)**  
 Pittsburgh Steelers, 1992-00  
 Seattle Seahawks, 2001  
 Philadelphia Eagles, 2002  
**LAMAR, TRE, LB (2018)**  
 Detroit Lions, 2019  
**LATIMER, AL, DB (1978)**  
 Philadelphia Eagles, 1979  
 San Francisco 49ers, 1980  
 Winnipeg Blue Bombers (CFL), 1981  
 Detroit Lions, 1982-84  
**LAWRENCE, DEXTER, DT (2018)**  
 New York Giants, 2019-23  
**LAWRENCE, TREVOR, QB (2020)**  
 Jacksonville Jaguars, 2021-23  
**LAWSON, SHAQ, DE (2015)**  
 Buffalo Bills, 2016-19,22,23

Miami Dolphins, 2020  
 New York Jets, 2021  
**LEAKE, JOHN, LB (2003)**  
 Atlanta Falcons, 2005,06  
 Green Bay Packers, 2005  
**LEGGETT, JORDAN, TE (2016)**  
 New York Jets, 2017,18  
 Tampa Bay Buccaneers, 2019  
 Denver Broncos, 2020<sup>(PS)</sup>  
**MACK, KEVIN, RB (1983)**  
 Los Angeles Express (USFL), 1984  
 Cleveland Browns, 1985-93  
**MACK, TERENCE, DE (1986)**  
 St. Louis Cardinals, 1987  
**MANCE, BRIAN, CB (2002)**  
 Amsterdam Admirals (NFLE), 2004  
**MASS, WAYNE, T (1967)**  
 Chicago Bears, 1968-70  
 Miami Dolphins, 1971  
 New England Patriots, 1972  
 Philadelphia Eagles, 1972  
**MATHEWS, RAY, B/WR (1950)**  
 Pittsburgh Steelers, 1951-59  
 Dallas Cowboys, 1960  
 Calgary Stampeders (CFL), 1961  
**MATHIS, BILL, RB (1959)**  
 New York Titans/Jets, 1960-69  
**MAXWELL, BYRON, CB (2010)**  
 Seattle Seahawks, 2011-14,17  
 Philadelphia Eagles, 2015  
 Miami Dolphins, 2016,17  
**MCCALL, JEFF, FB/TE (1982)**  
 Los Angeles Raiders, 1983 (taxi squad)  
**MCCANLESS, JIM, OG (1958)**  
 Houston Oilers, 1960  
**McCLAIN, ANTOINE, OT (2011)**  
 Baltimore Ravens, 2012<sup>(PS)</sup>  
 Buffalo Bills, 2013  
 Chicago Bears, 2014  
 Arizona Cardinals, 2015  
**McCLEON, DEXTER, CB (1996)**  
 St. Louis Rams, 1997-02  
 Kansas City Chiefs, 2003-05  
 Houston Texans, 2006  
**McCLUFF, RAY-RAY, WR (2017)**  
 Buffalo Bills, 2018,19  
 Carolina Panthers, 2019  
 Pittsburgh Steelers, 2020,21

San Francisco 49ers, 2022,23  
**McCULLOUGH, RICHARD, DT (1988)**  
 Denver Broncos, 1989,90  
**McDANIEL, ED, ILB (1991)**  
 Minnesota Vikings, 1992-01  
**McFADDEN, BANKS, B (1939)**  
 Brooklyn Dodgers, 1940  
**McFADDEN, JORDAN, OL (2022)**  
 Los Angeles Chargers, 2023  
**McGLOCKTON, CHESTER, DT (1991)**  
 Los Angeles/Oakland Raiders, 1992-97  
 Kansas City Chiefs, 1998-00  
 Denver Broncos, 2001,02  
 New York Jets, 2003  
**McKENZIE, DAMONTE, DT (1998)**  
 Dallas Cowboys, 2000  
 Rhein Fire (NFLE), 2002  
 Amsterdam Admirals (NFLE), 2003  
**McMAKIN, JOHN, TE (1971)**  
 Pittsburgh Steelers, 1972-74  
 Detroit Lions, 1975  
 Seattle Seahawks, 1976  
**McNEAL, BRYANT, DE (2002)**  
 Denver Broncos, 2003,04  
 Seattle Seahawks, 2005  
 Oakland Raiders, 2006  
**McSWAIN, CHUCK, RB (1982)**  
 Dallas Cowboys, 1983,84  
 New England Patriots, 1987  
**McSWAIN, ROD, DB (1983)**  
 New England Patriots, 1984-90  
**MEEKS, JONATHAN, S (2012)**  
 Buffalo Bills, 2013-16  
**MERLING, PHILLIP, DE (2007)**  
 Miami Dolphins, 2008-11  
 Green Bay Packers, 2012  
 Washington Redskins, 2013  
**MILLER, JUSTIN, CB (2004)**  
 New York Jets, 2005-09  
 Oakland Raiders, 2008,09  
 Detroit Lions, 2012  
**MILTON, ELDRIDGE, LB (1985)**  
 Chicago Bears, 1987  
**MOORE, OTIS, DT (1989)**  
 Birmingham Fire (WLA), 1991,92  
**MORGAN, DWAYNE, OT (1995)**  
 Toronto Argonauts (CFL), 1998,99,02  
 Atlanta Falcons, 2003



# PRO PLAYERS (ALL OUTDOOR LEAGUES)

**MULLEN, TRAYVON**, CB (2018)  
Oakland/Las Vegas Raiders, 2019-21  
Arizona Cardinals, 2022  
Dallas Cowboys, 2022  
Baltimore Ravens, 2023<sup>(R)</sup>

**MULLIGAN, WAYNE**, C (1969)  
St. Louis Cardinals, 1969-73  
New York Jets, 1974,75

**MURPHY, MYLES**, DE (2022)  
Cincinnati Bengals, 2023

**MUSE, TANNER**, S (2019)  
Oakland/Las Vegas Raiders, 2020  
Seattle Seahawks, 2021,22  
Los Angeles Chargers, 2023

**NGATA, JOSEPH**, WR (2022)  
Philadelphia Eagles, 2023<sup>(PS)</sup>

**O'DANIEL, DORIAN**, LB (2017)  
Kansas City Chiefs, 2018-21

**OLSON, HAROLD**, OT (1959)  
Buffalo Bills, 1960-62  
Denver Broncos, 1963,64

**OLSZEWSKI, HARRY**, OG (1967)  
Montreal Alouettes (CFL), 1969,70

**O'NEAL ROBERT**, FS (1992)  
Indianapolis Colts, 1993-95  
Amsterdam (World League), 1996,97

**OVERTON, DIONDRE**, WR (2019)  
Philadelphia Stars (USFL), 2022,23  
Memphis Showboats (UFL), 2024

**PAGLIEI, JOE**, B (1955)  
Calgary Stampeders (CFL), 1956  
Philadelphia Eagles, 1959  
New York Titans, 1960

**PALMER, MICHAEL**, TE (2009)  
Atlanta Falcons, 2010-12  
Pittsburgh Steelers, 2013,14

**PATTON, BOB**, DT (1951)  
New York Giants, 1952

**PEAKE, CHARONE**, WR (2015)  
New York Jets, 2016-18

**PEEPLES, KEN**, OG (1974)  
Winnipeg Blue Bombers (CFL), 1975

**PERRY, MICHAEL DEAN**, DT (1987)  
Cleveland Browns, 1988-94  
Denver Broncos, 1995-97  
Kansas City Chiefs, 1997

**PERRY, WILLIAM**, MG/FB (1984)  
Chicago Bears, 1985-93  
Philadelphia Eagles, 1993,94  
London Monarchs, 1996

**PETERS, GARRY**, CB (2014)  
Edmonton Eskimos (CFL), 2016,17  
British Columbia Lions (CFL), 2018,19,22

**PINION, BRADLEY**, P (2014)  
San Francisco 49ers, 2015-18  
Tampa Bay Buccaneers, 2019-21  
Atlanta Falcons, 2022,23

**PLEASANT, REGGIE**, CB (1984)  
Atlanta Falcons, 1985  
Tampa Bay Buccaneers, 1986  
Toronto Argonauts (CFL), 1987-94  
Edmonton Eskimos (CFL), 1996,97

**POLLARD, SEAN**, OL (2019)  
Michigan Panthers (USFL), 2022,23

**POOLE, BOB**, End (1963)  
San Francisco 49ers, 1964,65  
Houston Oilers, 1966,67

**POTTS, ROBERT**, T (1919)  
Frankford Yellow Jackets, 1926

**POWELL, CORNELL**, WR (2020)  
Kansas City Chiefs, 2021<sup>(PS)</sup>,22,23

**PRIESTER, RAYMOND**, RB (1997)  
Tennessee Oilers, 1998<sup>(PS)</sup>

**PROCTOR, WILL**, QB (2006)  
Montreal Alouettes (CFL), 2007  
Calgary Stampeders, 2008

**PRYCE, TREVOR**, DT (1996)  
Denver Broncos, 1997-05  
Baltimore Ravens, 2006-10  
New York Jets, 2010

**READER, D.J.**, DT (2015)  
Houston Texans, 2016-19  
Cincinnati Bengals, 2020-23

**REESE, ARCHIE**, DE (1977)  
San Francisco 49ers, 1978-81  
Los Angeles Raiders, 1982,83  
Pittsburgh Maulers (USFL), 1984

**REEVES, MARION**, TB (1973)  
Philadelphia Eagles, 1974

Winnipeg Blue Bombers (CFL), 1975,76

**REMBERT, JOHNNY**, LB (1982)  
New England Patriots, 1983-92

**RENFROW, HUNTER**, WR (2018)  
Oakland/Las Vegas Raiders, 2019-23

**RICHARDSON, BARRY**, OT (2007)  
Kansas City Chiefs, 2008-11  
St. Louis Rams, 2012  
Detroit Lions, 2013

**RIGGS, JIM**, TE (1986)  
Cincinnati Bengals, 1987-92  
Washington Redskins, 1993

**ROBINSON, JAMES**, DT (1983)  
Los Angeles Express (USFL), 1984,85

**RODGERS, AMARI**, WR (2020)  
Green Bay Packers, 2021,22  
Houston Texans, 2022  
Indianapolis Colts, 2023  
Birmingham Stallions (UFL), 2024

**ROME, STAN**, WR (1975)  
Kansas City Chiefs, 1979-82  
Washington Federals (USFL), 1983

**ROSS, JUSTYN**, WR (2021)  
Kansas City Chiefs, 2022,23

**ROUNTREE, GLENN**, G (1997)  
Carolina Panthers, 1998  
Denver Broncos, 1999  
Barcelona Dragons (NFLE), 2000  
Memphis Maniax (XFL), 2001

**ROUSE, WARDELL**, OLB (1994)  
Tampa Bay Buccaneers, 1995,96  
Rhein Fire (NFLE), 1998

**RYANS, LARRY**, WR (1992)  
Detroit Lions, 1993  
Tampa Bay Buccaneers, 1996  
Rhein Fire (NFLE), 1998,99  
Los Angeles Xtreme (XFL), 2001

**SAPP, PATRICK**, OLB (1995)  
San Diego Chargers, 1996,97  
Arizona Cardinals, 1998,99  
Memphis Maniax (XFL), 2001

**SAPP, RICKY**, DE (2009)  
Philadelphia Eagles, 2010  
New York Jets, 2011-13  
Houston Texans, 2013,14

**SAUVE, JEFF**, PK (1995)  
Rhein Fire (NFLE), 1999

**SCOTT, ARTAVIS**, WR (2016)  
Los Angeles Chargers, 2017,18<sup>(R)</sup>,19<sup>(PS)</sup>  
Houston Texans, 2020<sup>(PS)</sup>

**SCOTT, DORELL**, DT (2008)  
St. Louis Rams, 2009-11

**SCOTT, JIM**, DL (1983)  
Orlando Renegades (USFL), 1985

**SCOTT, RANDY**, LB (1978)  
Winnipeg Blue Bombers (CFL), 1980  
Calgary Stampeders (CFL), 1980

**SENSABAUGH, COTY**, CB (2011)  
Tennessee Titans, 2012-15  
St. Louis Rams, 2016  
New York Giants, 2016  
Pittsburgh Steelers, 2017,18  
Denver Broncos, 2019  
Washington Redskins, 2019

**SHATLEY, TYLER**, OL (2013)  
Jacksonville Jaguars, 2014-23

**SHEPPARD, ASHLEY**, OLB (1992)  
Minnesota Vikings, 1993-95  
Jacksonville Jaguars, 1995  
Los Angeles Rams, 1995

**SIMMONS, ANTHONY**, LB (1997)  
Seattle Seahawks, 1998-04

**SIMMONS, ISAAH**, LB (2019)  
Arizona Cardinals, 2020-22  
New York Giants, 2023

**SIMMONS, WAYNE**, OLB (1992)  
Green Bay Packers, 1993-96  
Kansas City Chiefs, 1997,98  
Buffalo Bills, 1998

**SIMPSON, JOHN**, OL (2019)  
Las Vegas Raiders, 2020-22  
Baltimore Ravens, 2022,23

**SIMPSON, TRENTON**, LB (2022)  
Baltimore Ravens, 2023

**SIMS, MARVIN**, FB (1979)  
Baltimore Colts, 1980,81

**SMITH, AKIL**, OT (2001)  
Washington Redskins, 2002  
Barcelona Dragons (NFLE), 2003

**SMITH, EMORY**, FB (1995)  
Scottish Claymores (NFLE), 1999

**SMITH, RICHARD**, DB (1988)  
Raleigh-Durham Skyhawks (WLAFL), 1991

**SMITH, RONNIE**, LB (1977)  
Saskatchewan Roughriders (CFL), 1980

**SPECTOR, BAYLON**, LB (2021)  
Buffalo Bills, 2022,23

**SPILLER, C.J.**, RB (2009)  
Buffalo Bills, 2010-14  
New Orleans Saints, 2015  
Seattle Seahawks, 2016  
New York Jets, 2016  
Kansas City Chiefs, 2017

**STEPHENS, DARNELL**, OLB (1995)  
Tampa Bay Buccaneers, 1995,96

**STEWART, TONY**, LB (2014)  
Buffalo Bills, 2015

**STUCKEY, CHANSI**, WR (2006)  
New York Jets, 2007-09  
Cleveland Browns, 2009,10  
Arizona Cardinals, 2011

**STUCKEY, JIM**, DT (1979)  
San Francisco 49ers, 1980-86  
New York Jets, 1986  
San Diego Chargers, 1987

**SWIFT, BOB**, FB/C/G (1963)  
British Columbia Lions (CFL), 1964,65  
Toronto Argonauts (CFL), 1966-70  
Winnipeg Blue Bombers (CFL), 1971-78

**TANKERSLEY, CORDREA**, CB (2016)  
Miami Dolphins, 2017-19  
Minnesota Vikings, 2020

**TAYLOR, RENDRICK**, TE (2009)  
Tampa Bay Buccaneers, 2010

**TERRELL, A.J.**, CB (2019)  
Atlanta Falcons, 2020-23

**TESTERMAN, DON**, RB (1975)  
Seattle Seahawks, 1976-78  
Washington Redskins, 1979  
Miami Dolphins, 1980

**THOMAS, BRANDON**, OL (2013)  
San Francisco 49ers, 2014<sup>(R)</sup>,15  
Detroit Lions, 2016,17<sup>(PS)</sup>  
Jacksonville Jaguars, 2018,19

**THOMAS, DOUG**, WR (1990)  
Seattle Seahawks, 1991-93

**THOMAS, RODNEY**, LB (2002)  
Amsterdam Admirals (NFLE), 2004

**THOMPSON, BRANDON**, DT (2011)  
Cincinnati Bengals, 2012-16

**THOMPSON, DAVE**, C/OG/T (1970)  
Detroit Lions, 1971-73  
New Orleans Saints, 1974,75

**THOMPSON, TREVION**, WR (2018)  
Tampa Bay Buccaneers, 2019<sup>(PS)</sup>  
Tennessee Titans, 2019<sup>(PS)</sup>

**THORSLAND, OSCAR**, End (1962)  
Ottawa Roughriders (CFL), 1963

**TIMMONS, CHARLIE**, B (1941)  
Brooklyn Dodgers, 1946

**TINSLEY, SID**, TB (1944)  
Pittsburgh Steelers, 1945

**TRAPP, JAMES**, DB (1992)  
Los Angeles/Oakland Raiders, 1993-98  
Baltimore Ravens, 1999-02  
Jacksonville Jaguars, 2003

**TREADWELL, DAVID**, PK (1987)  
Denver Broncos, 1989-92  
New York Giants, 1993,94

**TRIPLETT, DANNY**, LB (1982)  
Washington Federals (USFL), 1984

**TURNER, NOLAN**, S (2021)  
Tampa Bay Buccaneers, 2022

**TUTEN, RICH**, DL (1978)  
Ottawa Roughriders (CFL), 1980

**TUTTLE, PERRY**, WR (1981)  
Buffalo Bills, 1982,83  
Tampa Bay Buccaneers, 1984  
Atlanta Falcons, 1984  
Winnipeg Blue Bombers (CFL), 1986-91

**VAUGHN, KHALEED**, DE (2003)  
Atlanta Falcons, 2004  
Carolina Panthers, 2005

**WALKER, GREGORY**, OG (2003)  
New York Giants, 2004

**WALLACE, K'VON**, S (2019)  
Philadelphia Eagles, 2020-22  
Arizona Cardinals, 2023

Tennessee Titans, 2023

**WALLS, HENRY**, LB (1985)  
New York Jets, 1987  
Montreal Machine (WLAFL), 1991

**WALTERS, JOEY**, WR/DB (1976)  
Winnipeg Blue Bombers (CFL), 1977  
Saskatchewan Roughriders (CFL), 1977,78,80-82  
British Columbia Lions (CFL), 1979  
Washington Federals (USFL), 1983,84  
Orlando Renegades (USFL), 1985  
Houston Oilers, 1987

**WASHINGTON, DONNELL**, DT (2003)  
Green Bay Packers, 2004,05

**WASHINGTON, JAY**, RB (1973)  
Winnipeg Bombers (CFL), 1974-79  
Saskatchewan Roughriders (CFL), 1980

**WATERS, ANTHONY**, LB (2006)  
San Diego Chargers, 2007,08  
New Orleans Saints, 2009,10

**WATERS, CHARLIE**, CB (1969)  
Dallas Cowboys, 1970-78,80,81

**WATKINS, CARLOS**, DT (2016)  
Houston Texans, 2017-20  
Dallas Cowboys, 2021,22  
Arizona Cardinals, 2023

**WATKINS, SAMMY**, WR (2013)  
Buffalo Bills, 2014-16  
Los Angeles Rams, 2017  
Kansas City Chiefs, 2018-20  
Baltimore Ravens, 2021,22  
Green Bay Packers, 2022

**WATSON, DESHAUN**, QB (2016)  
Houston Texans, 2021-21  
Cleveland Browns, 2022,23

**WELLS, JOEL**, B (1956)  
Montreal Alouettes (CFL), 1957-60  
New York Giants, 1961

**WHITE, HARVEY**, QB (1959)  
Boston Patriots, 1960

**WHITEHURST, CHARLIE**, QB (2005)  
San Diego Chargers, 2006-09,12,13  
Seattle Seahawks, 2010,11  
Tennessee Titans, 2014,15  
Indianapolis Colts, 2015  
Cleveland Browns, 2016

**WHITLEY, CURTIS**, C (1991)  
San Diego Chargers, 1992-94  
Carolina Panthers, 1995,96  
Oakland Raiders, 1997

**WILKINS, CHRISTIAN**, DT (2018)  
Miami Dolphins, 2019-23

**WILLARD, JONATHAN**, LB (2012)  
Tennessee Titans, 2013

**WILLIAMS, BRETT**, DE (1996)  
Seattle Seahawks, 1998

**WILLIAMS, DeSHAWN**, DT (2014)  
Cincinnati Bengals, 2015<sup>(PS)</sup>,16  
Denver Broncos, 2018,20-22  
Carolina Panthers, 2023

**WILLIAMS, KEITH**, LB (1986)  
Los Angeles Raiders, 1987

**WILLIAMS, MIKE**, WR (2016)  
Los Angeles Chargers, 2017-23

**WILLIAMS, PERRY**, CB (1986)  
New England Patriots, 1987

**WILLIAMS, RAY**, WR (1986)  
Cleveland Browns, 1987

**WILLIAMS RONALD**, RB (1992)  
Hamilton Tiger-Cats (CFL), 1997-01  
Edmonton Eskimos (CFL), 2002

**WITHERSPOON, DERRICK**, RB (1993)  
Shreveport Pirates, 1994  
Philadelphia Eagles, 1995-97

**WITHERSPOON, TERRY**, FB (2000)  
Dallas Cowboys, 2001

**WOOLFORD, DONNELL**, CB (1988)  
Chicago Bears, 1989-96  
Pittsburgh Steelers, 1997  
Carolina Panthers, 1998

**WORTHY, FRED**, End (1983 (Track))  
Oakland Invaders (USFL), 1984

**YOUNGBLOOD, KEVIN**, WR (2003)  
Atlanta Falcons, 2004-06

Note: Includes outdoor football only; includes practice squad players.

# NFL DRAFT PICKS

Date	Rd	Pick	Player, Pos.	Team
12/9/38	5	40	Don Willis, B	Giants
	16	142	Gus Goins, E	Cardinals
12/9/39	1	4	*Banks McFadden, B	Dodgers
	13	120	Joe Payne, G	Giants
	18	161	Shad Bryant, B	Cardinals
12/22/41	5	35	Joe Blalock, E	Lions
	19	176	*Charlie Timmons, B	Redskins
4/8/43	20	189	Marion Butler, B	Bears
4/6/45	10	93	Billy Poe, B	Bears
1/14/46	6	43	Marion Woods, G	Steelers
	15	136	Jim Hough, G	Packers
	29	276	Frank Saunders, T	Packers
12/16/46	8	57	*Bill Chipley, E/DB	Yanks
	16	138	*Ralph Jenkins, C	Steelers
	27	246	Tom Salisbury, G	Giants
12/21/48	1	6	*Bobby Gage, B	Steelers
	2	14	Bobby Gage, B	Colts (AFC)
	7	71	Frank Gillespie, G	Eagles
1/18/51	3	27	*Fred Cone, B	Packers
	7	81	*Ray Mathews, B	Steelers
	11	131	Wyndie Wyndham, LB	Yanks
	12	146	*Bob Hudson, E	Giants
	22	262	*Dick Hendley, B	Steelers
	25	300	Jackie Calvert, B	Rams
1/12/52	5	59	*Bob Patton, T	Giants
	13	148	Billy Hair, B	Packers
1/22/53	6	66	Tom Barton, DL	Steelers
	10	121	Dreher Gaskin, E	Lions
	18	209	Jim Shirley, B	Bears
	29	340	Earl Wrightenberry, T	Cardinals
1/28/54	24	285	Nathan Gressette, T	Eagles
1/27/55	16	190	Clyde White, G	Eagles
	21	244	Buck George, B	Redskins
	28	334	Wingo Avery, C	Eagles
1/12/56	4	43	B.C. Inabinet, T	Colts
	22	254	Dick Marazza, T	Lions
	25	292	Billy O'Dell, B	Steelers
1/31/57	2	18	*Joel Wells, B	Packers
	3	34	*Bill Hudson, T	Cardinals
1/28/58	17	200	Bill Thomas, C	Rams
	24	280	Jim Padgett, C	Eagles
1/21/59	14	158	Jack Smith, T	Eagles
	14	162	*Mike Dukes, B	49ers
	16	192	Morris Keller, T	Colts
	20	230	Jim Payne, G	Eagles
	20	235	*Rudy Hayes, B	Steelers
1960	1	12	*Lou Cordileone, T	Giants
	@		Lou Cordileone, T	Bills (AFL)
	2	13	*Harold Olson, T	Cardinals
	@		Harold Olson, T	Bills (AFL)
	@		*Harvey White, QB	Patriots (AFL)
	8	88	*Bill Mathis, HB	49ers
	@		Bill Mathis, HB	Broncos (AFL)
	14	168	*Doug Cline, FB	Giants
	@		Doug Cline, FB	Oilers (AFL)
12/5/60	12	156	Lowndes Shingler, QB	Cowboys
	9		Lowndes Shingler, QB	Raiders (AFL)
12/27/60	5	63	Ron Osborne, T	Colts
	10	134	Jimmy King, T	Cardinals
	14		Jimmy King, T	Oilers (AFL)
12/4/61	3	41	*Gary Barnes, E	Packers
	9	69	Gary Barnes, E	Titans (AFL)
	29	231	Ron Osborne, T	Oilers (AFL)
12/3/62	5	67	*Don Chuy, T	Rams
	5	38	Don Chuy, T	Oilers (AFL)
12/2/63	2	23	Pat Crain, HB	Bears
	8	102	*Bob Poole, E	49ers
	15	118	Pat Crain, HB	Oilers (AFL)
	14	190	Johnny Case, E	Colts
11/28/64	5		^ Johnny Boyette, T	Bills (AFL)
	17	237	Johnny Boyette, T	Browns
11/27/65	7		^ Randy Smith, LB	Jets (AFL)
	9		^ Wayne Page, DE	Chargers (AFL)
	12	177	Ricky Johnson, T	Cardinals
	12	182	Wayne Page, DE	Bears
11/18/66			! Randy Smith, LB	Falcons
3/14/67	14	360	Floyd Rogers, T	Browns
1/30/68	3	64	*Harry Olszewski, G	Browns
	4	99	*Wayne Mass, T	Bears
	5	134	Jackie Jackson, RB	Browns
	9	230	Frank Liberatore, DB	Redskins
1/28/69	8	201	*Wayne Mulligan, C	Cardinals
	14	344	*John Cagle, LB	Patriots
1/27/70	3	66	*Charlie Waters, DB	Cowboys
	11	283	Ivan Southerland, T	Cowboys
	14	347	Jack King, G	49ers
1/28/71	2	30	*Dave Thompson, LB	Lions
2/1/72	3	63	*John McMakin, TE	Steelers

	9	217	Don Kelley, DB	Steelers
	14	346	* Larry Hefner, RB	Packers
1/30/73	6	155	* Rick Harrell, C	Jets
	11	266	Ed Seigler, PK	Bears
1/29/74	6	131	\$ Jay Washington, RB	Chiefs
4/8/76	1	28	* Bennie Cunningham, TE	Steelers
	10	282	* Don Testerman, RB	Dolphins
	11	303	Craig Brantley, WR	Giants
	15	424	Gary Alexander, T	Colts
5/2/78	5	127	* Archie Reese, DT	49ers
	8	213	* Roy Eppes, DB	Jets
	11	305	Lacy Brumley, OT	Broncos
5/3/79	1	5	* Jerry Butler, WR	Bills
	1	23	* Steve Fuller, QB	Chiefs
	3	64	* Joe Bostic, OT	Cardinals
	4	92	* Jonathan Brooks, LB	Lions
	10	249	* Dwight Clark, WR	49ers
	11	277	* Stan Rome, WR	Chiefs
4/29/80	1	20	* Jim Stuckey, DT	49ers
	7	189	\$ Lester Brown, RB	Cowboys
	12	324	* Marvin Sims, FB	Colts
4/28/81	6	140	* Steve Durham, DT	Seahawks
	7	178	* Obed Ariri, PK	Colts
4/27/82	1	6	* Jeff Bryant, DT	Seahawks
	1	19	\$* Perry Tuttle, WR	Bills
	5	128	* Jeff Davis, LB	Buccaneers
	7	188	% Hollis Hall, DB	Chargers
	9	225	Tony Berryhill, C	Colts
	12	327	* Brian Clark, OG	Broncos
4/26/83	1	10	* Terry Kinard, FS	Giants
	3	66	* Cliff Austin, TB	Saints
	4	101	* Johnny Rembert, LB	Patriots
	5	135	* Chuck McSwain, RB	Cowboys
	7	194	* Jeff McCall, FB	Raiders
	8	205	* Andy Headen, LB	Giants
	11	282	% Danny Triplett, LB	Rams
	11	290	Bob Mayberry, OG	Seahawks
	11	298	Brian Butcher, OG	Vikings
	12	318	Frank Magwood, WR	Giants
5/1/84	3	63	* Rod McSwain, DB	Falcons
	6	143	% Jim Scott, DE	Giants
	8	213	Bob Paulling, PK	Cardinals
	11	295	Edgar Pickett, LB	Vikings
	12	320	William Devane, DT	Dolphins
	12	326	Murray Jarman, WR	Broncos
	1	11	* Kevin Mack, FB	+Browns
	2	31	% James Robinson, DT	+Giants
	3	84	% James Farr, OG	+Raiders



WILL DEVANE WAS A 12TH-ROUND DRAFT PICK BY THE DOLPHINS IN 1984.

## FIRST-ROUND NFL DRAFT PICKS

Year	Player	Pos.	Pick	Team
1940	Banks McFadden	B	4	Dodgers
1949	Bobby Gage	RB	6	Steelers
1960	Lou Cordileone	L	12	Giants
1976	Bennie Cunningham	TE	28	Steelers
1979	Jerry Butler	WR	5	Bills
	Steve Fuller	QB	23	Chiefs
1980	Jim Stuckey	DT	20	49ers
1982	Jeff Bryant	DT	6	Seahawks
	Perry Tuttle	WR	19	Bills
1983	Terry Kinard	FS	10	Giants
1985	William Perry	MG	22	Bears
1987	Terrence Flagler	TB	25	49ers
1989	Donnell Woolford	CB	11	Bears
1992	Chester McGlockton	DT	16	Raiders
1993	Wayne Simmons	OLB	15	Packers
1997	Trevor Pryce	DE	28	Broncos
1998	Anthony Simmons	ILB	15	Seahawks
1999	Antwan Edwards	CB	25	Packers
2001	Rod Gardner	WR	15	Redskins
2006	Tye Hill	CB	15	Rams
2007	Gaines Adams	DE	4	Buccaneers
2010	C.J. Spiller	RB	9	Bills
2013	DeAndre Hopkins	WR	27	Texans
2014	Sammy Watkins	WR	4	Bills
2015	Vic Beasley	DE	8	Falcons
	Stephone Anthony	LB	31	Saints
2016	Shaq Lawson	DE	19	Bills
2017	Mike Williams	WR	7	Chargers
	Deshawn Watson	QB	12	Texans
2019	Clelin Ferrell	DE	4	Raiders
	Christian Wilkins	DT	13	Dolphins
	Dexter Lawrence	DT	17	Giants
2020	Isaiah Simmons	LB	8	Cardinals
	A.J. Terrell	CB	16	Falcons
2021	Trevor Lawrence	QB	1	Jaguars
	Travis Etienne	RB	25	Jaguars
2022	Myles Murphy	DE	28	Bengals
	Bryan Bresee	DT	29	Saints
2023	Nate Wiggins	CB	30	Ravens

Note: Year indicates last season at Clemson, not the year of the draft.

4/30/85	1	22	* William Perry, MG	Bears
	3	58	* Ty Davis, CB	Giants
	3	77	* Dale Hatcher, P	Rams
	5	116	* K.D. Dunn, TE	Cardinals
	6	152	\$* Reggie Pleasant, CB	Falcons
	10	260	* Donald Igwebiuke, PK	Buccaneers
4/28/87	1	25	* Terrence Flagler, RB	49ers
	2	31	* Kenny Flowers, TB	Falcons
	2	38	* Deltion Hall, CB	Steelers
	4	103	* Jim Riggs, TE	Bengals
4/24/88	2	50	* Michael Dean Perry, DT	Browns
	3	81	Tony Stephens, MG	Saints
	12	322	James Earle, LB	Steelers
4/23/89	1	11	* Donnell Woolford, CB	Bears
	4	97	* Richard McCullough, DT	Broncos
	5	113	* Keith Jennings, WR	Cowboys
	10	257	Ty Granger, OT	Buccaneers
	10	271	* Tracy Johnson, FB	Oilers
4/22/90	9	241	* Terry Allen, TB	Vikings
	10	260	Gary Cooper, WR	Saints
	10	274	Otis Moore, DT	Giants
4/21/91	2	41	* Jerome Henderson, CB	Patriots
	2	51	* Doug Thomas, WR	Seahawks
	2	53	* John Johnson, OLB	49ers
	3	78	* Chris Gardocki, P/PK	Bears
	4	86	* Dexter Davis, CB	Cardinals
	5	117	\$ Vance Hammond, DT	Cardinals
	10	271	Eric Harmon, OG	Eagles
	11	301	Stacy Long, OT	Bears
4/26/92	1	16	* Chester McGlockton, DT	Raiders
	2	38	* Levon Kirkland, OLB	Steelers
	5	117	* Curtis Whitley, C	Chargers
	5	125	* Ed McDaniel, ILB	Vikings
4/24/93	1	15	* Wayne Simmons, OLB	Packers
	3	72	* James Trapp, CB	Raiders
	4	91	* Rudy Harris, FB	Buccaneers
	4	106	* Ashley Sheppard, OLB	Vikings
	6	164	* Robert O'Neal, FS	Dolphins
4/24/94	2	50	* Brentson Buckner, DT	Steelers
	7	203	Andre Hewitt, OT	Browns
4/23/95	6	179	* Wardell Rouse, OLB	Buccaneers
4/20/96	2	50	* Patrick Sapp, OLB	Chargers



# NFL DRAFT PICKS

## HIGHEST NFL DRAFT PICKS

Pick	Rd	Year	Player, Pos.	Team
1	1	2021	Trevor Lawrence, QB	Jaguars
4	1	1939	Banks McFadden, B	Dodgers
4	1	2007	Gaines Adams, DE	Buccaneers
4	1	2014	Sammy Watkins, WR	Bills
4	1	2019	Clelin Ferrell, DE	Raiders
5	1	1979	Jerry Butler, WR	Bills
6	1	1949	Bobby Gage, QB	Steelers
6	1	1982	Jeff Bryant, DT	Seahawks
7	1	2017	Mike Williams, WR	Chargers
8	1	2015	Vic Beasley, DE	Falcons
8	1	2020	Isaiah Simmons, LB	Cardinals
9	1	2010	C.J. Spiller, RB	Bills
10	1	1983	Terry Kinard, FS	Giants
11	1	1989	Donnell Woolford, CB	Bears
12	1	1960	Lou Cordileone, T	Giants
12	1	2017	Deshawn Watson, QB	Texans
13	2	1960	Harold Olson, T	Cardinals
13	1	2019	Christian Wilkins, DT	Dolphins
15	1	1993	Wayne Simmons, LB	Packers
15	1	1998	Anthony Simmons, LB	Seahawks
15	1	2001	Rod Gardner, WR	Redskins
15	1	2006	Tye Hill, CB	Rams
16	1	1992	Chester McGlockton, DT	Raiders
16	1	2020	A.J. Terrell, CB	Falcons
17	1	2019	Dexter Lawrence, DT	Giants
18	2	1957	Joel Wells, B	Packers
19	1	1982	Perry Tuttle, WR	Bills
19	1	2016	Shaq Lawson, DE	Bills
20	1	1980	Jim Stuckey, DT	49ers
22	1	1985	William Perry, MG	Bears
23	1	1979	Steve Fuller, QB	Chiefs
23	2	1963	Pat Crain, RB	Bears
25	1	1987	Terrence Flagler, RB	49ers
25	1	1999	Antwan Edwards, CB	Packers
25	1	2021	Travis Etienne, RB	Jaguars

	2	61	* Brian Dawkins, SS	Eagles
	5	138	* Leomont Evans, FS	Redskins
4/19/97	1	28	* Trevor Pryce, DE	Broncos
	2	40	* Dexter McCleon, CB	Rams
4/18/98	1	15	* Anthony Simmons, ILB	Seahawks
	4	102	* Lorenzo Bromell, DT	Dolphins
	5	129	# Raymond Priestner, TB	Rams
	6	159	# Glenn Rountree, OG	Rams
	7	210	* Jim Bundern, OT	Dolphins
4/17/99	1	25	* Antwan Edwards, CB	Packers
	2	45	* Rahim Abdullah, OLB	Browns
	5	139	* Adrian Dingle, DE	Chargers
	5	169	Chris Jones, LB	Vikings
	7	231	* O.J. Childress, LB	Giants
	7	249	Donald Broomfield, DT	Bengals
4/21/01	1	15	* Rod Gardner, WR	Redskins
	7	232	* Keith Adams, LB	Titans
	7	244	* Robert Carswell, FS	Chargers
4/25/03	4	114	* Nick Eason, DT	Broncos
	4	128	* Bryant McNeal, DE	Broncos
4/24/04	3	72	# Donnell Washington, DT	Packers
	3	77	* Derrick Hamilton, WR	49ers
4/23/05	2	57	* Justin Miller, CB	Jets
	3	98	* Leroy Hill, LB	Seahawks
	5	140	* Airese Currie, WR	Bears
4/29/06	1	15	* Tye Hill, CB	Rams
	3	81	* Charlie Whitehurst, QB	Chargers
	7	241	* Charles Bennett, DE	Buccaneers
4/28/07	1	4	* Gaines Adams, DE	Buccaneers
	3	96	* Anthony Waters, LB	Chargers
	5	139	* Dustin Fry, C	Rams
	5	159	# C.J. Gaddis, DB	Eagles
	7	235	* Chansi Stuckey, WR	Jets
4/26/08	2	32	* Phillip Merling, DE	Dolphins
	6	170	* Barry Richardson, OT	Chiefs
4/27/09	4	103	* Dorell Scott, DT	Rams
	5	165	* Chris Clemmons, S	Dolphins
	5	166	* Michael Hamlin, S	Cowboys
	6	195	* James Davis, RB	Browns
4/22/10	1	9	* C.J. Spiller, RB	Bills
	4	108	* Jacoby Ford, WR	Raiders
	5	134	* Ricky Sapp, DE	Eagles
	5	164	* Crezdon Butler, DB	Steelers
	7	240	* Kavell Conner, LB	Colts
4/29/11	2	41	* Jarvis Jenkins, DT	Redskins
	2	50	* Marcus Gilchrist, CB	Chargers
	2	51	* Da'Quan Bowers, DE	Buccaneers
	4	122	* Chris Hairston, OT	Bills



NATE WIGGINS WAS THE NO. 30 OVERALL PICK OF THE MOST-RECENT NFL DRAFT.

	4	130	* Jamie Harper, RB	Titans
	6	173	* Byron Maxwell, CB	Seahawks
4/26/12	2	38	* Andre Branch, DE	Jaguars
	3	64	* Dwayne Allen, TE	Colts
	3	93	* Brandon Thompson, DT	Bengals
	4	115	* Coty Sensabaugh, CB	Titans
4/25-27/13	1	27	* DeAndre Hopkins, WR	Texans
	4	127	* Malliciah Goodman, DE	Falcons
	5	143	* Jonathan Meeks, S	Bills
	6	187	* Andre Ellington, RB	Cardinals
5/8-10/14	1	4	* Sammy Watkins, WR	Bills
	3	100	# Brandon Thomas, OT	49ers
	4	102	* Bashaud Breeland, CB	Redskins
	4	118	* Martavis Bryant, WR	Steelers
	6	213	* Tajh Boyd, QB	Jets
4/30-5/2/15	1	8	* Vic Beasley, DE	Falcons
	1	31	* Stephone Anthony, LB	Saints
	5	137	* Grady Jarrett, DT	Falcons
	5	165	* Bradley Pinion, P	49ers
	6	188	* Tony Stewart, LB	Bills
	5		* Isaiah Battle, OT	Rams
4/28-30/16	1	19	* Shaq Lawson, DE	Bills
	2	33	* Kevin Dodd, DE	Titans
	2	54	* Mackensie Alexander, CB	Vikings
	2	57	* T.J. Green, S	Colts
	4	109	* B.J. Goodson, LB	Giants
	5	166	* D.J. Reader, DT	Texans
	7	241	* Charone Peake, WR	Jets
	7	244	* Jayron Kearse, S	Vikings
	7	247	# Zac Brooks, RB	Seahawks
4/27-29/17	1	7	* Mike Williams, WR	Chargers
	1	12	* Deshaun Watson, QB	Texans
	3	97	* Cordrea Tankersley, CB	Dolphins
	4	140	* Wayne Gallman, RB	Giants
	4	142	* Carlos Watkins, DT	Texans
	5	150	* Jordan Leggett, TE	Jets
4/26-28/18	3	100	* Dorian O'Daniel, LB	Chiefs
	6	185	* Deon Cain, WR	Colts

	6	187	* Ray-Ray McCloud, WR	Bills
4/25-27/19	1	4	* Clelin Ferrell, DE	Raiders
	1	13	* Christian Wilkins, DT	Dolphins
	1	17	* Dexter Lawrence, DT	Giants
	2	40	* Trayvon Mullen, CB	Raiders
	4	117	* Austin Bryant, DE	Lions
	5	149	* Hunter Renfrow, WR	Raiders
4/23-25/20	1	8	* Isaiah Simmons, LB	Cardinals
	1	16	* A.J. Terrell, CB	Falcons
	2	33	* Tee Higgins, WR	Bengals
	3	100	* Tanner Muse, S	Raiders
	4	109	* John Simpson, OG	Raiders
	4	127	* K'Von Wallace, S	Eagles
	7	250	* Tremayne Anchrum, OT	Rams
4/29-5/1/21	1	1	* Trevor Lawrence, QB	Jaguars
	1	25	* Travis Etienne, RB	Jaguars
	2	46	* Jackson Carman, OT	Bengals
	3	85	* Amari Rodgers, WR	Packers
	5	181	* Cornell Powell, WR	Chiefs
4/28-4/30/22	2	42	* Andrew Booth Jr., CB	Vikings
	7	231	* Baylon Spector, LB	Bills
4/27-4/29/23	1	28	* Myles Murphy, DE	Bengals
	1	29	* Bryan Bresee, DT	Saints
	3	86	* Trenton Simpson, LB	Ravens
	5	137	* K.J. Henry, DE	Commanders
	5	156	* Jordan McFadden, OL	Chargers
	5	175	* Davis Allen, TE	Rams
4/25-4/27/24	1	30	Nate Wiggins, CB	Ravens
	2	35	Ruke Orhoro, DT	Falcons
	4	127	Will Shipley, RB	Eagles
	5	138	Xavier Thomas, DE	Cardinals
	5	155	Jeremiah Trotter Jr.	Eagles
	6	196	Tyler Davis, DT	Rams

\* - played in an NFL game; \$ - played in Canada; % - reached USFL as highest level; @ - one of many "first-round" selections in old AFL draft system; ^ - AFL redshirt draft; # - made practice squad only; ! - supplemental draft; ++ - supplemental draft of USFL players

# NFL ALUMNI GAMES & SEASONS

Player, Pos.	G	Yrs	Rd	Pick
Rahim Abdullah, OLB	29	2	2	45
Gaines Adams, DE	47	3	1	4
Keith Adams, LB	85	7	7	232
Kevin Alexander, DE	8	1		FA
Mackensie Alexander, CB	84	6	2	54
<b>Davis Allen, TE</b>	<b>15</b>	<b>1</b>	<b>5</b>	<b>175</b>
Dwayne Allen, TE	86	7	3	64
Terry Allen, TB	130	10	9	241
<b>Tremayne Anchrum, OL</b>	<b>31</b>	<b>3</b>	<b>7</b>	<b>250</b>
Stephone Anthony, LB	62	5	1	31
Obed Ariri, PK	18	2	7	178
Cliff Austin, RB	58	5	3	66
Thomas Austin, OG	8	3		FA
Bob Baldwin, B	9	1		FA
Mike Barber, LB	51	5		FA
Gary Barnes, OE	60	5	3	41
Tavaris Barnes, DE	12	1		FA
Vic Beasley, DE	88	6	1	8
Dan Benish, DT	55	5		FA
Charles Bennett, DE	3	1	7	241
<b>Andrew Booth Jr., CB</b>	<b>23</b>	<b>2</b>	<b>2</b>	<b>42</b>
Jeff Bostic, C	184	14		FA
Joe Bostic, OG	132	10	3	64
Da'Quan Bowers, DE	50	4	2	51
Andre Branch, DE	95	7	2	38
Bashaud Breeland, CB	107	8	4	102
<b>Bryan Bresee, DT</b>	<b>17</b>	<b>1</b>	<b>1</b>	<b>29</b>
Lorenzo Bromell, DE	77	7	4	102
Jonathan Brooks, LB	20	2	4	92
Jaron Brown, WR	101	7		FA
Kourtnei Brown, DE	5	2		FA
<b>Austin Bryant, DE</b>	<b>35</b>	<b>5</b>	<b>4</b>	<b>117</b>
Jeff Bryant, DT	175	12	1	6
Martavis Bryant, WR	44	4	4	118
Brentson Buckner, DT	174	12	2	50
Jim Bundren, C	27	2	7	210
Crezdon Butler, CB	45	7	5	164
Jerry Butler, WR	88	7	1	5
John Cagle, DT/LB/G	6	1	14	344
Deon Cain, WR	15	2	6	185
Ken Callicutt, TB	66	5		FA
<b>Jackson Carman, OL</b>	<b>22</b>	<b>3</b>	<b>2</b>	<b>46</b>
Robert Carswell, SS	18	2	7	244
Chandler Catanzaro, PK	77	5		FA
O.J. Childress, LB	4	1	7	231
Bill Chiple, E/DB	30	3	8	57
Don Chuy, OG	82	7	5	67
Vince Ciurciu, FB/LB	74	7		FA
Dwight Clark, WR	134	9	10	249
Chris Clemons, S	80	7	5	165
Doug Cline, LB	95	7	14	168
James Coley, TE	23	2		FA
Fred Cone, B/PK	94	8	3	27
Kavell Conner, LB	78	6	7	240
Lou Cordileone, OT	75	6	1	12
Darrel Crutchfield, CB	4	1		FA
Bennie Cunningham, TE	118	10	1	28
Airese Currie, WR	1	1	5	140
Woodrow Dantzler, RB	14	2		FA
Billy Davis, DB	1	1		FA
Dexter Davis, CB	59	6	4	86
James Davis, RB	9	2	6	195
Jeff Davis, LB	83	6	5	128
Ty Davis, CB	7	1	3	58
Brian Dawkins, SS	224	16	2	61
Adrian Dingle, DE	70	5	5	139
Kevin Dodd, DE	14	2	2	33
Stacey Driver, TB	2	1		FA
Mike Dukes, LB	81	6	14	162
K.D. Dunn, TE	33	5	5	116
Steve Durham, DE	8	1	6	145
Nick Eason, DT	117	9	4	114
Antwan Edwards, CB	71	7	1	25
Andre Ellington, RB	65	5	6	187
<b>Travis Etienne, RB</b>	<b>34</b>	<b>2</b>	<b>1</b>	<b>25</b>
Leomont Evans, FS	59	4	5	138
<b>Clelin Ferrell, DE</b>	<b>75</b>	<b>5</b>	<b>1</b>	<b>4</b>
Mark Fields, CB	5	2		FA
Terrence Flagler, TB	41	5	1	25
Kenny Flowers, TB	16	2	2	31
Jacoby Ford, WR	38	3	4	108
Dalton Freeman, C	16	1		FA
George Fritts, OT	10	1		FA
Dustin Fry, C	4	1	5	139
Jamaal Fudge, DB	31	3		FA
Steve Fuller, QB	90	7	1	23
Bobby Gage, TB	22	2	1	6
Wayne Gallman, RB	61	5	4	140

Rod Gardner, WR	91	6	1	15
Chris Gardocki, P/PK	244	16	3	78
Marcus Gilchrist, CB	128	10	2	50
Malliciah Goodman, DE	34	3	4	127
<b>Mario Goodrich, CB</b>	<b>4</b>	<b>1</b>	<b></b>	<b>FA</b>
B.J. Goodson, LB	67	6	4	109
T.J. Green, S	41	5	2	57
Marrion Grier, FB	32	2	6	195
Steve Griffin, TB	4	1		FA
Tyler Grisham, WR	4	1		FA
Chris Hairston, OT	74	6	4	122
Delton Hall, CB	76	6	2	38
Lamont Hall, TE	94	6		FA
Derrick Hamilton, WR	2	1	3	77
Michael Hamlin, S	12	2	5	166
Jamie Harper, RB	23	2	4	130
Rick Harrell, C	4	1	6	155
Rudy Harris, FB	18	2	4	91
Dale Hatcher, P	99	7	3	77
Rudy Hayes, LB	28	3	20	235
Andy Headen, LB	74	6	8	205
Taylor Hearn, OG	4	1		FA
Larry Hefner, LB	34	4	14	346
Jerome Henderson, CB	98	8	2	41
Dick Hendley, QB	7	1	22	262
<b>K.J. Henry, DE</b>	<b>10</b>	<b>1</b>	<b>5</b>	<b>137</b>
<b>Tee Higgins, WR</b>	<b>58</b>	<b>4</b>	<b>2</b>	<b>33</b>
Leroy Hill, LB	97	8	3	98
Tye Hill, CB	40	5	1	15
<b>DeAndre Hopkins, WR</b>	<b>162</b>	<b>11</b>	<b>1</b>	<b>27</b>
Tony Horne, WR	39	3		FA
Bill Hudson, DT	32	3	3	34
Bob Hudson, DE/LB/DB	106	10	12	146
<b>Albert Huggins, DT</b>	<b>27</b>	<b>4</b>	<b></b>	<b>FA</b>
Corey Hulsey, OG	40	5		FA
Adam Humphries, WR	96	7		FA
Donald Igwebuike, PK	80	6	10	260
Brandon Jamison, LB	22	2		FA
<b>Grady Jarrett, DT</b>	<b>135</b>	<b>9</b>	<b>5</b>	<b>137</b>
Jarvis Jenkins, DT	98	7	2	41
Ralph Jenkins, C	NA	1	16	138
Keith Jennings, RB	92	8	5	113
John Johnson, OLB	46	5	2	53
Tracy Johnson, FB	121	8	10	271
<b>Jayron Kearse, S</b>	<b>119</b>	<b>8</b>	<b>7</b>	<b>244</b>
Steve Kenney, OT	89	7		FA
Terry Kinard, DB	121	8	1	10
Levon Kirkland, OLB	176	11	2	38
Al Latimer, DB	40	4		FA
<b>Dexter Lawrence, DT</b>	<b>80</b>	<b>5</b>	<b>1</b>	<b>17</b>
<b>Trevor Lawrence, QB</b>	<b>50</b>	<b>3</b>	<b>1</b>	<b>1</b>
<b>Shaq Lawson, DE</b>	<b>109</b>	<b>8</b>	<b>1</b>	<b>19</b>
John Leake, LB	25	2		FA
Jordan Leggett, TE	15	1	5	150
Kevin Mack, RB	99	9		USFL
Terrence Mack, DE	5	1		FA
Wayne Mass, T	59	5	4	99
Ray Mathews, E	114	10	7	81
Bill Mathis, RB	137	10	8	88
Byron Maxwell, DB	83	7	6	173
Jim McCanless, OG	1	1		FA
<b>Ray-Ray McCcloud, WR</b>	<b>77</b>	<b>6</b>	<b>6</b>	<b>187</b>
Dexter McClellan, CB	148	10	2	40
Richard McCullough, DT	16	2	4	97
Ed McDaniel, ILB	125	10	5	125
Banks McFadden, B	11	1	1	4
<b>Jordan McFadden, OL</b>	<b>12</b>	<b>1</b>	<b>5</b>	<b>156</b>
Chester McGlockton, DT	179	12	1	16
John McMakin, TE	60	5	3	63
Chuck McSwain, RB	19	3	5	135
Rod McSwain, DB	90	7	3	63
Jonathan Meeks, S	38	3	5	143
Phillip Merling, DE	53	6	2	32
Justin Miller, CB	45	5	2	57
Eldridge Milton, LB	3	1		FA
Dwayne Morgan, OT	5	1		FA
Trayvon Mullen, CB	46	4	2	40
Wayne Mulligan, C	87	7	8	201
<b>Myles Murphy, DE</b>	<b>17</b>	<b>1</b>	<b>1</b>	<b>28</b>
<b>Tanner Muse, S</b>	<b>33</b>	<b>3</b>	<b>3</b>	<b>100</b>
Dorian O'Daniel, LB	58	4	3	100
Harold Olson, OT	70	5	2	13
Robert O'Neal, FS	2	1	6	164
Joe Pagliel, B	18	2		FA
Michael Palmer, TE	74	5		FA
Bob Patton, OT	12	1	5	59
Charone Peake, WR	31	3	7	241
Michael Dean Perry, DT	148	10	2	50
William Perry, MG/FB	138	10	1	22

## NFL SEASON LEADERS

Player	Years	G	Seasons
Chris Gardocki	1991-06	244	16
Brian Dawkins	1996-11	224	16
Jeff Bostic	1980-93	184	14
Trevor Pryce	1997-10	184	14
Jeff Bryant	1982-93	175	12
Chester McGlockton	1992-03	179	12
Brentson Buckner	1994-05	174	12
Charlie Waters	1970-82	160	11
Levon Kirkland	1992-02	176	11
James Trapp	1993-03	149	11
<b>DeAndre Hopkins</b>	<b>2013-23</b>	<b>162</b>	<b>11</b>
Ray Mathews	1951-60	114	10
Bob Hudson	1951-61	106	10
Bill Mathis	1960-69	137	10
Bennie Cunningham	1975-85	118	10
Joe Bostic	1979-88	132	10
Johnny Rember	1983-92	126	10
William Perry	1986-95	138	10
Michael Dean Perry	1988-97	148	10
Terry Allen	1991-02	130	10
Ed McDaniel	1992-01	125	10
Dexter McClellan	1997-06	148	10
Marcus Gilchrist	2011-20	128	10
<b>Tyler Shatley</b>	<b>2014-23</b>	<b>145</b>	<b>10</b>

Note: Years are total seasons played at least one game; years lost to injury do not count; **bold** denotes active player.

## NFL GAME LEADERS

Player	Years	Seasons	G
Chris Gardocki	1991-06	16	244
Brian Dawkins	1996-11	16	224
Jeff Bostic	1980-93	14	184
Trevor Pryce	1997-10	14	184
Chester McGlockton	1992-03	12	179
Levon Kirkland	1992-02	11	176
Jeff Bryant	1982-93	12	175
Brentson Buckner	1994-05	12	174
<b>DeAndre Hopkins</b>	<b>2013-23</b>	<b>11</b>	<b>162</b>
Charlie Waters	1970-82	11	160
James Trapp	1993-03	11	149
Michael Dean Perry	1988-97	10	148
Dexter McClellan	1997-06	10	148
<b>Bradley Pinion</b>	<b>2015-23</b>	<b>9</b>	<b>145</b>
<b>Tyler Shatley</b>	<b>2014-23</b>	<b>10</b>	<b>145</b>
William Perry	1986-95	10	138
Bill Mathis	1960-69	10	137
<b>Grady Jarrett</b>	<b>2015-23</b>	<b>9</b>	<b>135</b>
Dwight Clark	1979-87	9	134
Joe Bostic	1979-88	10	132
Terry Allen	1991-01	10	130
Marcus Gilchrist	2011-20	10	128

Note: Years are total seasons played at least one game; years lost to injury do not count; **bold** denotes active player.

<b>Deshaun Watson, QB</b>	<b>66</b>	<b>6</b>	<b>1</b>	<b>12</b>
Joel Wells, B	14	1	2	18
Harvey White, QB^	9	1	1	NA
Charlie Whitehurst, QB	24	6	3	81
Curtis Whitley, C	72	6	5	117
<b>Christian Wilkins, DT</b>	<b>81</b>	<b>5</b>	<b>1</b>	<b>13</b>
<b>DeShawn Williams, DT</b>	<b>66</b>	<b>5</b>	<b></b>	<b>FA</b>
<b>Mike Williams, WR</b>	<b>88</b>	<b>7</b>	<b>1</b>	<b>7</b>
Perry Williams, CB	3	1		FA
Derrick Witherspoon, RB	34	3		FA
Terry Witherspoon, RB	3	1		FA
Donnell Woolford, CB	126	9	1	11
Kevin Youngblood, WR	1	1		FA

^ - one of many first-round AFL selections; FA - free agent; USFL - drafted by the USFL, then moved to the NFL through dispersal draft; Note: Includes players who have appeared in at least one game; years denote number of seasons played in at least one game; **bold** denotes player who played in an NFL game in 2023.



# NFL ALUMNI HONORS

## PRO FOOTBALL HALL OF FAME

2018 - Brian Dawkins, DB, Eagles, Broncos

## NFL ALL-DECADE TEAM

1990s - Levon Kirkland, LB, Steelers  
2000s - Brian Dawkins, S, Eagles

## NFL PLAYER-OF-THE-YEAR

1982 - ^Dwight Clark, WR, 49ers

## AFC ROOKIE-OF-THE-YEAR

1979 - \*Jerry Butler, WR, Bills

## ALL-ROOKIE TEAM

1979 - Jerry Butler, WR, Bills  
Joe Bostic, OG, Cardinals  
1980 - Jim Stuckey, DT, 49ers  
1982 - Jeff Bryant, DT, Seahawks  
1983 - Terry Kinard, FS, Giants  
1985 - Kevin Mack, RB, Browns  
William Perry, MG/FB, Bears  
Dale Hatcher, P, Rams  
1987 - Delton Hall, CB, Steelers  
1988 - Michael Dean Perry, DT, Browns  
1989 - David Treadwell, PK, Broncos  
1993 - Wayne Simmons, OLB, Packers  
1996 - Brian Dawkins, SS, Eagles  
1998 - Lorenzo Bromell, DE, Dolphins  
2001 - Rod Gardner, WR, Redskins  
2006 - Tye Hill, CB, Rams  
2007 - Gaines Adams, DE, Buccaneers  
2010 - Kavell Conner, LB, Colts  
Jacoby Ford, WR, Raiders  
2012 - Dwayne Allen, TE, Colts  
2013 - Andre Ellington, RB, Cardinals  
DeAndre Hopkins, WR, Texans  
2014 - Bashaud Breeland, CB, Redskins  
Chandler Catanzaro, PK, Cardinals  
Sammy Watkins, WR, Bills  
2015 - Stephone Anthony, LB, Saints  
2017 - Deshaun Watson, QB, Texans  
2019 - Dexter Lawrence, DT, Giants  
2020 - Tee Higgins, WR, Bengals  
A.J. Terrell, CB, Falcons

## ALL-PRO SELECTIONS

1952 - Ray Mathews, RB, Steelers  
1961 - Bill Mathis, FB, Jets  
1962 - Harold Olson, T, Bills  
1977 - Charlie Waters, DB, Cowboys  
1978 - Charlie Waters, DB, Cowboys  
1980 - Jerry Butler, WR, Bills  
1981 - Dwight Clark, WR, 49ers  
1982 - Dwight Clark, WR, 49ers  
1983 - Jeff Bostic, C, Redskins  
1985 - Dale Hatcher, P, Rams  
1988 - ^Johnny Rember, LB, Patriots  
1989 - Michael Dean Perry, DT, Browns  
David Treadwell, PK, Broncos  
1990 - Michael Dean Perry, DT, Browns  
1991 - Michael Dean Perry, DT, Browns  
1992 - Michael Dean Perry, DT, Browns  
1993 - Michael Dean Perry, DT, Browns  
1994 - Michael Dean Perry, DT, Browns  
Chester McGlockton, DT, Raiders  
Terry Allen, RB, Vikings  
1995 - Michael Dean Perry, DT, Broncos  
Terry Allen, TB, Redskins  
Chester McGlockton, DT, Raiders  
^Curtis Whitley, C, Panthers  
1996 - Chester McGlockton, DT, Raiders  
Chris Gardocki, P, Colts  
Terry Allen, TB, Redskins  
Levon Kirkland, LB, Steelers  
Michael Dean Perry, DT, Broncos  
1997 - Levon Kirkland, LB, Steelers  
1999 - Trevor Pryce, DT, Broncos  
Tony Horne, KR, Rams  
2000 - Chris Gardocki, P, Browns  
Trevor Pryce, DT, Broncos  
2001 - Brian Dawkins, DB, Eagles  
Trevor Pryce, DT, Broncos  
2002 - Brian Dawkins, DB, Eagles  
2004 - Brian Dawkins, DB, Eagles  
2006 - Brian Dawkins, DB, Eagles  
Justin Miller, KR, Jets  
2009 - Brian Dawkins, DB, Broncos  
2015 - DeAndre Hopkins, WR, Texans  
2016 - Vic Beasley, LB, Falcons


2017 - DeAndre Hopkins, WR, Texans  
2018 - DeAndre Hopkins, WR, Texans  
2019 - DeAndre Hopkins, WR, Texans  
Grady Jarrett, DT, Falcons  
2020 - DeAndre Hopkins, WR, Cardinals  
2021 - A.J. Terrell, CB, Falcons  
2022 - Dexter Lawrence, DT, Giants  
2023 - Dexter Lawrence, DT, Giants

## PRO BOWL SELECTIONS

1952 - Ray Mathews, HB, Steelers  
1955 - Ray Mathews, HB, Steelers  
1961 - Bill Mathis, RB, Jets  
1962 - Bill Hudson, DT, Chargers  
1963 - Bill Mathis, RB, Jets  
1976 - Charlie Waters, DB, Cowboys  
1977 - Charlie Waters, DB, Cowboys  
1978 - Charlie Waters, DB, Cowboys  
1980 - Jerry Butler, WR, Bills  
1982 - Dwight Clark, WR, 49ers  
1983 - Dwight Clark, WR, 49ers  
Jeff Bostic, C, Redskins  
1985 - Kevin Mack, RB, Browns  
Dale Hatcher, P, Rams  
1987 - Kevin Mack, RB, Browns  
1988 - Johnny Rember, LB, Patriots  
Terry Kinard, FS, Giants  
1989 - Michael Dean Perry, DT, Browns  
David Treadwell, PK, Broncos  
Johnny Rember, LB, Patriots  
1990 - Michael Dean Perry, DT, Browns  
1991 - Michael Dean Perry, DT, Browns  
1993 - Michael Dean Perry, DT, Browns  
Donnell Woolford, CB, Bears  
1994 - Michael Dean Perry, DT, Browns  
Chester McGlockton, DT, Raiders  
1995 - Chester McGlockton, DT, Raiders  
1996 - Chester McGlockton, DT, Raiders  
Michael Dean Perry, DT, Broncos  
Levon Kirkland, ILB, Steelers  
Chris Gardocki, P, Colts  
Terry Allen, TB, Redskins  
1997 - Chester McGlockton, MG, Raiders  
Levon Kirkland, LB, Steelers  
1998 - Ed McDaniel, LB, Vikings  
1999 - Brian Dawkins, DB, Eagles  
Trevor Pryce, DT, Broncos  
2000 - Trevor Pryce, DT, Broncos  
2001 - Brian Dawkins, DB, Eagles  
Trevor Pryce, DT, Broncos  
2002 - Brian Dawkins, DB, Eagles  
Trevor Pryce, DT, Broncos  
2004 - Brian Dawkins, DB, Eagles  
2005 - Brian Dawkins, DB, Eagles  
2006 - Brian Dawkins, DB, Eagles  
Justin Miller, KR, Jets  
2008 - Brian Dawkins, DB, Eagles  
2009 - Brian Dawkins, DB, Broncos  
2011 - Brian Dawkins, DB, Broncos  
2012 - C.J. Spiller, RB, Bills  
2015 - DeAndre Hopkins, WR, Texans  
2016 - Vic Beasley, LB, Falcons  
2017 - DeAndre Hopkins, WR, Texans  
2018 - DeAndre Hopkins, WR, Texans  
Deshaun Watson, QB, Texans  
2019 - DeAndre Hopkins, WR, Texans  
Grady Jarrett, DT, Falcons  
Deshaun Watson, QB, Texans  
2020 - DeAndre Hopkins, WR, Cardinals  
Grady Jarrett, DT, Falcons  
Deshaun Watson, QB, Texans  
2021 - Hunter Renfrow, WR, Raiders  
2022 - Dexter Lawrence, DT, Giants  
Trevor Lawrence, QB, Jaguars  
2023 - Dexter Lawrence, DT, Giants  
Note: By season, not calendar year of game.

## SUPER BOWL CHAMPIONS

1968 - Bill Mathis, RB, Jets  
1971 - Charlie Waters, S, Cowboys  
1974 - John McMakin, TE, Steelers  
1977 - Charlie Waters, S, Cowboys  
1978 - Bennie Cunningham, TE, Steelers  
1979 - Bennie Cunningham, TE, Steelers  
1981 - Dwight Clark, WR, 49ers  
Archie Reese, DT, 49ers  
Jim Stuckey, DT, 49ers  
1982 - Jeff Bostic, C, Redskins  
1984 - Dwight Clark, WR, 49ers



JACOBY FORD  
LED THE NFL  
WITH THREE  
TOUCHDOWNS  
ON KICKOFF  
RETURNS IN  
2010.

Jim Stuckey, DT, 49ers  
1985 - Steve Fuller, QB, Bears  
William Perry, MG, Bears  
1986 - Ty Davis, CB, Giants  
Andy Headen, LB, Giants  
Terry Kinard, FS, Giants  
1987 - Obed Ariri, PK, Redskins  
Dan Benish, DT, Redskins  
Jeff Bostic, C, Redskins  
K.D. Dunn, TE, Redskins  
1988 - Terrence Flagler, RB, 49ers  
1989 - Terrence Flagler, RB, 49ers  
1991 - Jeff Bostic, C, Redskins  
1996 - Wayne Simmons, LB, Packers  
1997 - Trevor Pryce, DT, Broncos  
1998 - Trevor Pryce, DT, Broncos  
1999 - Tony Horne, WR, Rams  
Dexter McClean, CB, Rams  
2000 - James Trapp, DB, Ravens  
2005 - Chris Gardocki, P, Steelers  
2008 - Nick Eason, DT, Steelers  
2009 - Anthony Waters, LB, Saints  
2012 - Antoine McClain, OG, Ravens (PS)  
2013 - Byron Maxwell, CB, Seahawks  
2018 - Dwayne Allen, TE, Patriots  
2019 - Bashaud Breeland, CB, Chiefs  
Dorian O'Daniel, LB, Chiefs  
Sammy Watkins, WR, Chiefs  
2020 - Bradley Pinion, P, Buccaneers  
2021 - Tremayne Anchrum, OL, Rams  
2022 - Cornell Powell, WR, Chiefs  
Justyn Ross, WR, Chiefs (IR)  
2023 - Cornell Powell, WR, Chiefs  
Justyn Ross, WR, Chiefs  
Note: By season, not calendar year of game.

## LED NFL IN A STAT CATEGORY

1952 - Ray Mathews, Steelers  
Yards/All-Purpose Play (8.7)  
Punt Returns for Touchdowns (2)  
1955 - Fred Cone, Packers  
Field Goals (16-24)  
Ray Mathews, Steelers  
Yards/Play From Scrimmage (9.6)  
1982 - Dwight Clark, 49ers  
Receptions (60)  
Yards/Touch (15.2)

1985 - Dale Hatcher, Rams  
Net Punting (38.0)  
1987 - Delton Hall, Steelers  
Non-Offensive Touchdowns (2)  
Dale Hatcher, Rams  
Punting Yards (3,140)  
1990 - Terry Kinard, Giants  
Fumble Return Yards (72)  
1996 - Chris Gardocki, Colts  
Net Punting (39.0)  
Terry Allen, Redskins  
Touchdowns (21)  
Rushing Touchdowns (21)  
1999 - Tony Horne, Rams  
Kickoff Return Average (29.7)  
Kickoff Return Touchdowns (2)  
2000 - Chris Gardocki, Browns  
Punts (108)  
Punting Yards (4,919)  
2006 - Justin Miller, Jets  
Kickoff Return Average (28.3)  
2008 - Justin Miller, Raiders  
Kickoff Return Touchdowns (2)  
Non-Offensive Touchdowns (3)  
2010 - Jacoby Ford, Raiders  
Kickoff Return Touchdowns (3)  
2012 - C.J. Spiller, Bills  
Yards/Carry By a RB (6.0)  
2013 - Andre Ellington, Cardinals  
Yards/Carry By a RB (5.5)  
2016 - Vic Beasley, Falcons  
Sacks (15.5)  
Bradley Pinion, 49ers  
Punts (100)  
2017 - DeAndre Hopkins, Texans  
Receiving Touchdowns (13)  
2019 - Deshaun Watson, Texans  
Game-Winning Drives (5)  
Mike Williams, Chargers  
Yards/Reception (20.2)  
2020 - Deshaun Watson, Texans  
Passing Yards (4,823)  
Passing Yards/Attempt (8.9)  
Yards/Completion (12.6)  
Total Offense (5,267)

\* - UPI, Sporting News; ^ - Sports Illustrated

# YEAR-BY-YEAR TEAM RECORDS

Year	Home	Away	Neutral	Conf.	Finish	Overall	Win %	Scoring	Captain(s)	Head Coach(es)
1896	0-0	2-1	0-0	-----	-----	2-1	.667	36-18	Reuben Hamilton	Walter Riggs
1897	0-0	2-2	0-0	-----	-----	2-2	.500	28-58	William Brock	W.M. Williams
1898	1-0	1-1	1-0	-----	-----	3-1	.750	110-20	Shack Shealy	John Penton
1899	0-0	1-2	3-0	-----	-----	4-2	.667	109-50	Norman Walker	Walter Riggs
1900	1-0	3-0	2-0	3-0	1st	6-0	1.000	222-10	Norman Walker	John Heisman
1901	1-0	1-0-1	1-1	1-0-1	-----	3-1-1	.700	190-38	Claude Douthit	John Heisman
1902	2-0	4-1	0-0	5-1	1st	6-1	.857	152-22	Hope Sadler	John Heisman
1903	0-0	3-1	1-0-1	2-0-1	T-1st	4-1-1	.750	167-22	Hope Sadler	John Heisman
1904	1-1	1-1-1	1-1	-----	-----	3-3-1	.500	50-45	Joe Holland	Shack Shealy
1905	0-0-1	2-2	1-0	-----	-----	3-2-1	.583	101-63	Oscar Derrick	Eddie Cochems
1906	3-0-1	1-0-1	0-0-1	4-0	T-1st	4-0-3	.786	38-4	Fritz Furtick	Bob Williams
1907	2-2	1-1	1-1	-----	-----	4-4	.500	67-45	J.N. McLaurin	Frank Shaughnessy
1908	1-1	0-3	0-2	-----	-----	1-6	.143	26-104	Stricker Coles	John Stone
1909	2-0	2-2	2-1	-----	-----	6-3	.667	93-43	Charlie Robbs	Bob Williams
1910	1-1	3-2	0-0-1	-----	-----	4-3-1	.563	106-54	William Hankel	Frank Dobson
1911	1-2	2-1	0-2	-----	-----	3-5	.375	71-118	Paul Bissell	Frank Dobson
1912	2-0	2-3	0-1	-----	-----	4-4	.500	177-126	Ben Britt	Frank Dobson
1913	1-1	3-2	0-1	-----	-----	4-4	.500	112-98	Arthur Gandy	Bob Williams
1914	0-0	4-3-1	1-0	-----	-----	5-3-1	.611	168-123	William Schilleter	Bob Williams
1915	0-0-1	2-1-1	0-3	-----	-----	2-4-2	.375	113-48	William McGill	Bob Williams
1916	2-1	1-1	0-4	-----	-----	3-6	.333	81-147	Charles Major	Wayne Hart
1917	1-1	3-0	2-1	-----	-----	6-2	.750	183-64	Fredric Witsell	Edward Donahue
1918	3-1	1-1	1-0	-----	-----	5-2	.714	198-101	Stumpy Banks	Edward Donahue
1919	4-0	1-2-2	1-0	-----	-----	6-2-2	.700	152-55	Stumpy Banks	Edward Donahue
1920	3-1-1	0-5	1-0	-----	-----	4-6-1	.409	98-146	Boo Armstrong	Edward Donahue
1921	1-1	0-5-1	0-0-1	0-3	14th	1-6-2	.222	48-187	John Spearman	E.J. Stewart
1922	3-1	2-2	0-1	1-2	T-11th	5-4	.556	170-109	E.H. Emanuel	E.J. Stewart
1923	3-0-1	2-2	0-0	1-1-1	12th	5-2-1	.688	91-65	Butch Holohan	Bud Saunders
1924	2-2	0-2	0-2	0-3	T-18th	2-6	.250	80-96	Charlie Robinson	Bud Saunders
1925	0-3	1-4	0-0	0-4	T-20th	1-7	.125	27-160	G.I. Finklea	Bud Saunders
1926	2-2	0-5	0-0	1-3	T-18th	2-7	.222	20-169	Byars Harvey	Bud Saunders (4), Bob Williams (5)
1927	3-0-1	2-3	0-0	2-2	8th	5-3-1	.611	73-84	Henry Eskew	Josh Cody
1928	3-0	3-2	2-1	4-2	T-7th	8-3	.727	192-77	O.K. Pressley	Josh Cody
1929	4-0	2-2	2-1	3-3	12th	8-3	.727	236-110	O.D. Padgett	Josh Cody
1930	3-0	2-1	3-1	3-2	12th	8-2	.800	239-82	Johnnie Justus	Josh Cody
1931	0-1-1	0-2-1	1-3	1-4	20th	1-6-2	.222	19-164	Angus Fordham	Jess Neely
1932	2-1	1-4-1	0-0	0-4	20th	3-5-1	.389	89-111	Bob Miller	Jess Neely
1933	2-0-1	0-4-1	1-2	1-1	6th	3-6-2	.364	50-98	John Heinemann	Jess Neely
1934	2-0	2-4	1-0	2-1	5th	5-4	.556	89-85	Henry Woodward	Jess Neely
1935	2-0	3-3	1-0	2-1	4th	6-3	.667	147-99	Harry Shore	Jess Neely
1936	2-1	3-4	0-0	3-3	T-7th	5-5	.500	98-95	Net Berry	Jess Neely
1937	2-0	2-4-1	0-0	2-0-1	3rd	4-4-1	.500	128-64	H.D. Lewis	Jess Neely
1938	2-0	4-1	1-0-1	3-0-1	2nd	7-1-1	.833	145-56	Charlie Woods	Jess Neely
1939	2-0	5-1	2-0	4-0	2nd	9-1	.900	165-45	Joe Payne	Jess Neely
1940	2-0	3-2-1	1-0	4-0	1st	6-2-1	.722	182-73	Bob Sharpe	Frank Howard
1941	2-0	3-2	2-0	5-1	3rd	7-2	.778	233-90	Wade Padgett	Frank Howard
1942	2-1	1-4	0-1-1	2-3-1	9th	3-6-1	.350	100-138	Charlie Wright	Frank Howard
1943	0-2	1-2	1-2	2-3	T-7th	2-6	.250	94-185	Ralph Jenkins	Frank Howard
1944	2-0	1-5	1-0	3-1	3rd	4-5	.444	165-179	Ralph Jenkins	Frank Howard
1945	3-1	3-2-1	0-0	2-1-1	4th	6-3-1	.650	211-73	Ralph Jenkins	Frank Howard
1946	2-1	1-4	1-0	2-3	11th	4-5	.444	147-174	Chip Clark	Frank Howard
1947	2-1	2-4	0-0	1-3	12th	4-5	.444	206-146	Cary Cox	Frank Howard
1948	4-0	5-0	2-0	5-0	1st	11-0	1.000	274-76	Bob Martin, Phil Prince	Frank Howard
1949	2-2-1	2-2	0-0-1	2-2	8th	4-4-2	.500	232-216	Gene Moore	Frank Howard
1950	4-0	5-0-1	0-0	3-0-1	2nd	9-0-1	.950	343-76	Fred Cone	Frank Howard
1951	4-0	3-2	0-1	3-1	4th	7-3	.700	196-97	Bob Patton	Frank Howard
1952	1-1	1-5-1	0-0	-----	*	2-6-1	.278	112-157	George Rodgers	Frank Howard
1953	2-2	1-3-1	0-0	1-2	6th	3-5-1	.389	139-172	Dreher Gaskin, Nathan Gressette	Frank Howard
1954	3-1	0-4	2-0	1-2	5th	5-5	.500	193-121	Buck George, Scott Jackson, Mark Kane, Clyde White	Frank Howard
1955	3-1	3-1	1-1	3-1	3rd	7-3	.700	206-144	Don King	Frank Howard
1956	4-0	3-1-2	0-1	4-0-1	1st	7-2-2	.727	167-101	Charlie Bussey	Frank Howard
1957	3-1	4-2	0-0	4-3	T-3rd	7-3	.700	216-78	John Grdijan, Leon Kaltenback	Frank Howard
1958	5-0	3-2	0-1	5-1	1st	8-3	.727	169-138	Bill Thomas	Frank Howard
1959	3-1	5-1	1-0	6-1	1st	9-2	.818	285-103	Paul Snyder, Harvey White	Frank Howard
1960	5-0	1-4	0-0	4-2	4th	6-4	.600	197-124	Dave Lynn, Lowndes Shingler	Frank Howard
1961	3-2	2-3	0-0	3-3	T-3rd	5-5	.500	199-126	Ron Andreo, Calvin West	Frank Howard
1962	2-3	4-1	0-0	5-1	2nd	6-4	.600	168-130	Dave Hynes	Frank Howard
1963	2-1-1	3-3	0-0	5-2	T-3rd	5-4-1	.550	181-140	Tracy Childers	Frank Howard
1964	2-2	1-5	0-0	2-4	7th	3-7	.300	105-135	Johnny Boyette, Ted Bunton	Frank Howard
1965	3-1	2-4	0-0	4-3	T-1st	5-5	.500	117-137	Bill Hecht, Floyd Rogers	Frank Howard
1966	4-0	2-4	0-0	6-1	1st	6-4	.600	174-177	Mike Facciolo	Frank Howard
1967	3-2	3-2	0-0	6-0	1st	6-4	.600	166-128	Jimmy Addison, Frank Liberatore	Frank Howard
1968	2-2	2-3-1	0-0	4-1-1	2nd	4-5-1	.450	184-179	Billy Ammons, Ronnie Ducworth	Frank Howard
1969	2-2	2-4	0-0	3-3	T-3rd	4-6	.400	178-250	Ivan Southerland, Charlie Tolley	Frank Howard
1970	2-4	1-4	0-0	2-4	T-6th	3-8	.273	164-313	B.B. Elvington, Jim Sursavage, Ray Yauger	Hootie Ingram
1971	2-3	1-3	2-0	4-2	2nd	5-6	.455	155-202	Larry Hefner, John McMakin	Hootie Ingram
1972	3-2	1-5	0-0	2-4	5th	4-7	.364	143-245	Wade Hughes, Buddy King, Frank Wirth	Hootie Ingram
1973	3-3	2-3	0-0	4-2	3rd	5-6	.455	231-263	Mike Buckner, Ken Pengitore	Red Parker
1974	6-0	1-4	0-0	4-2	T-2nd	7-4	.636	246-250	Willie Anderson, Mark Fellers, Jim Ness, Ken Peeples	Red Parker
1975	1-4	1-5	0-0	2-3	5th	2-9	.182	177-381	Bennie Cunningham, Neal Jetton, Dennis Smith, Jimmy Williamson	Red Parker
1976	2-2-1	1-4-1	0-0	0-4-1	7th	3-6-2	.364	172-237	Malcolm Marler, Mike O'Cain, Randy Scott, Joey Walters	Red Parker
1977	3-2	5-0-1	0-1	4-1-1	2nd	8-3-1	.708	228-163	Steve Fuller, Steve Godfrey, Randy Scott	Charley Pell
1978	6-0	4-1	1-0	6-0	1st	11-1	.917	368-131	Steve Fuller, Randy Scott	Charley Pell (11), Danny Ford (1)
1979	4-2	4-1	0-1	4-2	T-2nd	8-4	.667	205-116	Bubba Brown, Billy Lott	Danny Ford
1980	4-2	2-3	0-0	2-4	T-4th	6-5	.545	217-222	Lee Nanney, Willie Underwood	Danny Ford
1981 <sup>1NC</sup>	6-0	5-0	1-0	6-0	1st	12-0	1.000	338-105	Jeff Davis, Lee Nanney, Perry Tuttle	Danny Ford
1982	5-0-1	3-1	1-0	6-0	1st	9-1-1	.864	289-147	Homer Jordan, Terry Kinard	Danny Ford
1983	6-0-1	3-1	0-0	-----	*	9-1-1	.864	338-200	James Farr, James Robinson	Danny Ford



# YEAR-BY-YEAR TEAM RECORDS



THE 2023 TIGERS ENDED THE SEASON ON A FIVE-GAME WINNING STREAK.

Year	Home	Away	Neutral	Conf.	Finish	Overall	Win %	Scoring	Captain(s)	Head Coach(es)
1984	5-1	2-3	0-0	----	*	7-4	.636	346-215	Mike Eppley, William Perry	Danny Ford
1985	3-3	3-2	0-1	4-3	T-3rd	6-6	.500	244-222	Steve Berlin, Steve Reese	Danny Ford
1986	3-1-1	4-1-1	1-0	5-1-1	1st	8-2-2	.750	296-187	Terrence Flagler, Terence Mack	Danny Ford
1987	7-1	2-1	1-0	6-1	1st	10-2	.833	333-176	Michael Dean Perry, John Phillips	Danny Ford
1988	5-1	4-1	1-0	6-1	1st	10-2	.833	342-157	Rodney Williams, Donnell Woolford	Danny Ford
1989	5-1	4-1	1-0	5-2	3rd	10-2	.833	368-138	Wesley McFadden, Otis Moore	Danny Ford
1990	6-0	3-2	1-0	5-2	T-2nd	10-2	.833	333-109	Stacy Fields, Vance Hammond	Ken Hatfield
1991	6-0-1	2-1	1-1	6-0-1	1st	9-2-1	.792	317-185	Rob Bodine, DeChane Cameron, Levon Kirkland	Ken Hatfield
1992	4-2	1-4	0-0	3-5	7th	5-6	.455	261-213	Robert O'Neal, Ashley Sheppard, Wayne Simmons	Ken Hatfield
1993	6-1	2-2	1-0	5-3	3rd	9-3	.750	198-192	Richard Moncrief	Ken Hatfield (11), Tommy West (1)
1994	4-2	1-4	0-0	4-4	6th	5-6	.455	164-188	Tim Jones, Louis Solomon	
1995	3-3	5-0	0-1	6-2	3rd	8-4	.667	303-219	Louis Solomon	Tommy West
1996	5-1	2-3	0-1	6-2	T-2nd	7-5	.583	245-241	Dexter McCleon	Tommy West
1997	3-3	4-1	0-1	4-4	5th	7-5	.583	292-219	Raymond Priestner, Raymond White	Tommy West
1998	3-4	0-4	0-0	1-7	T-8th	3-8	.273	218-272	Donald Broomfield, Holland Postell	Tommy West
1999	3-2	3-3	0-1	5-3	2nd	6-6	.500	322-253	Keith Adams, Ryan Romano, Brandon Streeter	Tommy Bowden
2000	6-1	3-1	0-1	6-2	2nd	9-3	.750	416-253	Chad Carson, Rod Gardner, Chad Speck	Tommy Bowden
2001	3-3	3-2	1-0	4-4	T-4th	7-5	.583	369-339	Chad Carson, Woodrow Dantzler, Charles Hafley	Tommy Bowden
2002	5-2	2-3	0-1	4-4	5th	7-6	.538	330-349	Nick Eason, Bryant McNeal, Jackie Robinson	Tommy Bowden
2003	6-1	2-3	1-0	5-3	3rd	9-4	.692	365-250	Tony Elliott, DeJuan Polk, Gregory Walker	Tommy Bowden
2004	5-1	1-4	0-0	4-4	T-6th	6-5	.545	236-229	Eric Coleman, Aiese Currie, Leroy Hill	Tommy Bowden
2005	4-2	3-2	1-0	4-4	3rd (Atl.)	8-4	.667	316-211	Charles Bennett, Jamaal Fudge, Steven Jackson, Charlie Whitehurst	Tommy Bowden
2006	5-2	2-2	1-1	5-3	T-2nd (Atl.)	8-5	.615	425-210	Gaines Adams, Chansi Stuckey, Anthony Waters	Tommy Bowden
2007	5-2	4-1	0-1	5-3	T-2nd (Atl.)	9-4	.692	430-243	Michael Hamlin, Cullen Harper	Tommy Bowden
2008	5-2	2-2	0-2	4-4	T-3rd (Atl.)	7-6	.539	327-225	James Davis, Tyler Grisham, Michael Hamlin, Cullen Harper, Jock McKissic	Tommy Bowden (6), Dabo Swinney (7)
2009	6-1	2-3	1-1	6-2	1st (Atl.)	9-5	.643	436-286	Thomas Austin, Chris Chancellor, Kavell Conner, Michael Palmer, Ricky Sapp, C.J. Spiller	Dabo Swinney
2010	5-2	1-4	0-1	4-4	T-4th (Atl.)	6-7	.462	312-244	Marcus Gilchrist, Chris Hairston, Jarvis Jenkins, DeAndre McDaniel, Michael Wade	Dabo Swinney
2011	7-0	2-3	1-1	6-2	^1st (Atl.)	10-4	.714	470-410	Andre Branch, Chad Diehl, Marquan Jones, Coty Sensabaugh, Brandon Thompson, Landon Walker	Dabo Swinney
2012	6-1	3-1	2-0	7-1	T-1st (Atl.)	11-2	.846	533-323	Xavier Brewer, Jaron Brown, Andre Ellington, Dalton Freeman, Rashard Hall, Jonathan Meeks	Dabo Swinney
2013	6-1	4-1	1-0	7-1	2nd (Atl.)	11-2	.846	522-288	Tajh Boyd, Quandon Christian, Darius Robinson, Tyler Shatley, Spencer Shuey, Brandon Thomas	Dabo Swinney
2014	7-0	2-3	1-0	6-2	2nd (Atl.)	10-3	.769	401-217	Stephone Anthony, Sam Cooper, Adam Humphries, Grady Jarrett	Dabo Swinney
2015	7-0	5-0	2-1	8-0	^1st (Atl.)	14-1	.933	577-325	Travis Blanks, B.J. Goodson, Eric Mac Lain, Charone Peake, D.J. Reader, Stanton Seckinger	Dabo Swinney
2016 <sup>NC</sup>	6-1	5-0	3-0	7-1	^1st (Atl.)	14-1	.933	588-270	Ben Boulware, Jay Guillermo, Jadar Johnson, Jordan Leggett, Carlos Watkins, Deshaun Watson	Dabo Swinney
2017	7-0	4-1	1-1	7-1	^1st (Atl.)	12-2	.857	460-166	Ryan Carter, Tyrone Crowder, Taylor Hearn, Maverick Morris, Dorian O'Daniel, Christian Wilkins	Dabo Swinney
2018 <sup>NC</sup>	7-0	5-0	3-0	8-0	^1st (Atl.)	15-0	1.000	664-197	Adam Choice, Clelin Ferrell, Mitch Hyatt, Kendall Joseph, Hunter Renfrow, Christian Wilkins	Dabo Swinney
2019	7-0	5-0	2-1	8-0	^1st (Atl.)	14-1	.933	659-203	Tremayne Anchrum, Gage Cervenka, Tanner Muse, Diondre Overton, John Simpson, Isaiah Simmons, K'Von Wallace	Dabo Swinney
2020	6-0	3-1	1-1	8-1	^2nd	10-2	.833	522-242	Trevor Lawrence, Nyles Pinckney, Amari Rodgers, James Skalski, Cade Stewart, Nolan Turner	Dabo Swinney
2021	6-0	3-2	1-1	6-2	T-2nd (Atl.)	10-3	.769	342-193	Matt Bookhorst, Will Brown, Mario Goodrich, Justin Ross, James Skalski, Baylon Spector, Will Spiers, Nolan Turner	Dabo Swinney
2022	6-1	4-1	1-1	8-0	^1st (Atl.)	11-3	.786	465-292	Davis Allen, Tyler Davis, K.J. Henry, Jordan McFadden, Jalyn Phillips	Dabo Swinney
2023	6-1	2-3	1-0	4-4	T-6th	9-4	.692	388-274	Tyler Davis, Hamp Greene, Justin Mascoll, Will Putnam, Will Shipley, Jonathan Weitz	Dabo Swinney
<b>Totals</b>	<b>416-128-15</b>	<b>300-285-23</b>	<b>82-59-7</b>	<b>406-207-14</b>		<b>798-472-45</b>	<b>.624</b>	<b>28,939-20,041</b>		<b>25 Head Coaches</b>

\* - ineligible for conference championship; ^ - ACC Championship Game winner; <sup>NC</sup> - national champion; Note: Clemson's Southern Conference record was 67-57-6 (.538) and won two SoCon championships; Clemson's record against ACC regular-season opponents (including 18 games vs. South Carolina) is 324-150-6 (.681), including 20 outright championships and one co-championship.



# YEAR-BY-YEAR CLEMSON STATS

YEAR	GAMES	PLAYS	TOTAL YARDS	YARDS PER GAME	YARDS PER PLAY	CARRIES	RUSHING YARDS	YARDS PER GAME	YARDS PER CARRY	PASS ATTEMPTS	COMPLETIONS	PASSING YARDS	HAD INTERCEPTED	COMPLETION %	YARDS PER GAME	PUNTING AVERAGE	PUNT RETURNS	PUNT RETURN YARDS	KICKOFF RETURNS	KICKOFF RETURN YARDS	INTERCEPTIONS	INTERCEPTION YARDS	FIRST DOWNS	POINTS PER GAME	TURNOVERS
1938	9	461	2151	239.0	4.7	396	1638	182.0	4.1	65	32	513	4	49.2	57.0	38.0	41	584	15	321	9	111	94	16.2	10
1939	10	558	2820	282.0	5.1	480	2185	218.5	4.6	78	33	635	7	42.3	63.5	41.0	43	271	12	230	14	116	113	16.5	26
1940	9	552	2391	265.7	4.3	448	1794	199.3	4.0	104	33	597	6	31.7	66.3	37.0	43	372	11	155	19	209	108	20.2	8
1941	9	582	2977	330.8	5.1	439	2226	247.3	5.1	143	43	751	10	30.1	83.4	40.5	52	560	20	428	12	150	111	25.9	23
1942	10	535	1876	187.6	3.5	399	1277	127.7	3.2	106	43	599	15	41.0	59.9	37.3	43	296	17	307	12	149	95	10.0	29
1943	8	387	1456	182.0	3.8	306	1057	132.1	3.5	81	25	399	10	30.9	49.9	36.4	28	237	16	289	12	70	60	11.8	23
1944	9	482	2070	230.0	4.3	394	1696	188.4	4.3	88	21	374	16	23.9	41.6	38.6	36	256	33	648	14	102	105	18.3	26
1945	10	548	2600	260.0	4.7	453	2064	206.4	4.6	95	27	536	13	28.4	53.6	36.0	53	466	23	429	19	235	104	21.1	30
1946	9	442	2046	255.8	4.6	309	995	124.4	3.2	133	62	1051	15	46.6	131.4	36.2	22	137	57	488	12	121	90	15.6	24
1947	9	483	2673	297.0	5.5	330	1340	148.9	4.1	153	67	1333	19	43.8	148.1	41.2	28	224	22	419	7	120	95	22.9	35
1948	11	645	3344	304.0	5.2	502	2313	210.3	4.6	143	53	1031	13	36.4	93.7	37.1	33	539	16	341	20	237	140	24.9	31
1949	10	588	3144	314.4	5.3	408	2003	200.3	4.9	180	64	1141	13	35.6	114.1	40.3	20	252	38	567	14	145	141	23.2	22
1950	10	702	4216	421.6	6.0	559	2805	280.5	5.0	143	62	1411	10	43.4	141.1	36.6	31	450	21	305	10	173	158	34.4	21
1951	10	691	3319	331.9	4.8	507	2186	218.6	4.3	184	73	1133	15	39.7	113.3	32.4	34	341	22	380	25	363	164	19.6	27
1952	9	552	2179	242.1	3.9	420	1595	177.2	3.8	132	45	584	19	34.1	64.9	36.4	29	262	27	533	16	145	100	12.4	36
1953	9	568	2750	305.6	4.8	426	1792	199.1	4.2	142	60	958	15	42.2	106.4	36.4	12	125	32	473	14	150	127	15.4	39
1954	10	616	2916	291.6	4.7	506	2081	208.1	4.1	110	44	835	11	40.0	83.5	36.6	30	489	25	405	10	139	151	19.3	33
1955	10	600	3057	305.7	5.1	485	2200	220.0	4.5	115	44	857	13	38.3	85.7	31.1	16	202	25	516	13	154	156	20.6	23
1956	11	629	2512	251.2	4.0	548	2166	216.6	4.0	81	25	346	7	30.9	34.6	35.3	21	214	22	469	12	145	152	14.6	22
1957	10	646	3277	327.7	5.1	517	2232	223.2	4.3	130	57	1045	8	43.9	104.5	33.2	22	214	19	350	7	135	170	21.6	24
1958	11	744	3344	304.0	4.5	604	2426	220.5	4.0	140	69	918	9	49.3	83.5	32.0	40	450	29	570	8	61	178	15.4	23
1959	11	746	3300	300.0	4.4	581	2128	193.5	3.7	165	77	1168	10	46.7	106.2	34.5	47	531	28	668	20	349	184	25.9	24
1960	10	724	3060	306.0	4.2	535	1944	194.4	3.6	189	81	1116	10	42.9	111.6	36.2	34	374	27	467	11	161	176	19.7	23
1961	10	708	3075	307.5	4.3	499	1783	178.3	3.6	209	91	1292	14	43.5	129.2	38.8	36	572	29	584	8	119	172	19.9	25
1962	10	695	2897	289.7	4.2	545	2054	205.4	3.8	150	63	843	16	42.0	84.3	39.7	25	299	29	658	13	118	170	16.8	33
1963	10	741	3139	313.9	4.2	565	1959	195.9	3.5	176	72	1180	16	40.9	118.0	30.1	38	407	32	652	8	58	166	18.1	42
1964	10	644	2245	224.5	3.5	493	1696	168.6	3.4	151	44	559	16	29.1	55.9	36.5	32	261	28	570	19	145	128	10.5	32
1965	10	680	2789	278.9	4.1	472	1569	156.9	3.3	208	91	1220	15	43.8	122.0	39.1	28	229	29	612	10	51	161	11.7	31
1966	10	614	3056	305.6	4.9	419	1520	152.0	3.6	195	105	1536	15	53.8	153.6	38.9	35	281	37	852	12	123	150	17.4	30
1967	10	711	3121	312.1	4.4	483	1887	188.7	3.9	228	105	1234	13	46.0	123.4	37.9	37	387	25	426	10	116	167	16.6	21
1968	10	722	3094	309.4	4.3	503	1803	180.3	3.6	219	98	1291	19	44.7	129.1	36.7	30	302	30	702	17	94	156	18.4	37
1969	10	711	3157	315.7	4.4	430	1402	140.2	3.3	281	133	1755	24	47.5	175.5	38.1	25	215	44	952	12	102	165	17.8	43
1970	11	760	2760	250.9	3.6	458	1201	109.2	2.6	302	145	1559	12	48.0	141.7	36.8	27	403	57	1187	14	344	159	14.9	19
1971	11	746	2845	258.6	3.8	554	1582	143.8	3.8	192	82	1263	14	42.7	114.8	36.7	24	254	32	656	19	176	158	14.1	30
1972	11	742	2928	266.2	3.9	590	2058	187.1	3.5	152	64	870	9	42.1	79.1	38.4	32	194	41	763	15	74	160	13.0	26
1973	11	796	4009	364.5	5.0	591	2497	227.0	4.1	205	90	1512	10	43.9	137.5	41.8	31	227	43	831	19	213	204	21.0	31
1974	11	749	3659	332.6	4.9	611	2543	231.2	4.2	138	62	1116	8	44.9	101.5	39.5	27	285	37	744	13	132	196	22.4	29
1975	11	746	3722	338.4	5.0	538	1924	174.9	3.6	208	111	1798	9	53.3	163.5	34.8	22	145	49	876	6	59	195	16.1	35
1976	11	750	3707	337.0	4.9	573	2463	223.8	4.3	177	87	1245	10	49.2	113.2	38.2	16	88	34	547	9	24	206	15.6	34
1977	12	852	4075	339.6	4.8	639	2369	197.4	3.7	213	111	1706	8	52.1	142.2	38.4	37	335	32	648	8	234	216	19.0	30
1978	12	946	5134	427.8	5.4	741	3469	289.1	4.7	205	111	1665	5	54.1	138.8	39.4	23	288	25	486	24	327	273	30.7	21
1979	12	911	3901	325.1	4.3	725	2689	224.1	3.7	186	93	1212	10	50.0	101.0	43.0	29	193	24	363	16	216	228	17.1	21
1980	11	813	3675	334.1	4.5	590	1993	181.2	3.4	223	109	1682	13	48.8	152.8	37.7	28	175	32	502	12	175	203	19.7	36

**BENNIE CUNNINGHAM LED CLEMSON IN RECEPTIONS IN 1973 AND 1974.**





# YEAR-BY-YEAR CLEMSON STATS

YEAR	GAMES	PLAYS	TOTAL YARDS	YARDS PER GAME	YARDS PER PLAY	CARRIES	RUSHING YARDS	YARDS PER GAME	YARDS PER CARRY	PASS ATTEMPTS	COMPLETIONS	PASSING YARDS	HAD INTERCEPTED	COMPLETION %	YARDS PER GAME	PUNTING AVERAGE	PUNT RETURNS	PUNT RETURN YARDS	KICKOFF RETURNS	KICKOFF RETURN YARDS	INTERCEPTIONS	INTERCEPTION YARDS	FIRST DOWNS	POINTS PER GAME	TURNOVERS
1981	12	910	4698	391.5	5.2	705	2977	248.1	4.2	205	112	1721	10	54.6	143.4	42.1	37	333	20	409	23	190	254	28.2	24
1982	11	796	3869	354.2	4.9	618	2604	236.7	4.2	178	98	1265	12	55.1	115.0	39.9	24	160	17	312	21	261	210	26.3	24
1983	11	778	4219	383.5	5.4	588	2752	250.2	4.7	190	104	1467	11	54.7	133.4	43.3	17	83	34	648	20	208	219	30.7	24
1984	11	768	4184	380.4	4.5	521	2326	211.5	4.5	247	137	1858	12	55.5	168.9	44.0	32	206	27	522	16	114	221	31.5	27
1985	12	860	4283	356.9	5.0	603	2688	224.0	4.5	257	125	1595	10	48.6	132.9	39.9	19	100	43	915	11	86	235	20.3	33
1986	12	917	4570	380.8	5.0	705	3245	270.4	4.6	212	104	1325	11	49.1	110.4	38.5	36	313	39	977	16	180	242	24.7	24
1987	12	887	4542	378.5	5.1	661	2972	247.7	4.5	226	109	1570	12	48.2	130.8	38.3	53	720	34	724	19	147	235	27.8	29
1988	12	874	4615	384.6	5.3	673	3241	270.1	4.8	201	85	1374	4	42.3	114.5	41.1	41	269	27	538	15	171	241	28.5	13
1989	12	873	4561	380.1	5.2	678	2841	234.9	4.2	195	117	1720	6	60.0	139.8	42.7	36	354	26	581	21	318	253	30.7	15
1990	12	882	4265	355.4	4.8	667	2956	246.3	4.4	215	107	1309	5	49.7	109.1	43.7	52	422	29	627	16	181	225	27.7	17
1991	12	918	4836	403.0	5.3	658	3019	251.6	4.6	260	140	1817	11	53.8	151.4	35.6	49	555	31	623	9	39	253	26.4	29
1992	11	824	4054	368.5	4.9	580	2828	257.1	4.9	224	103	1226	5	42.2	111.5	40.0	37	268	35	650	14	258	205	23.7	18
1993	12	804	3728	310.7	4.6	602	2131	177.6	3.5	202	100	1597	10	49.5	133.1	34.1	27	347	40	889	17	145	193	16.5	19
1994	11	769	2996	272.4	3.9	544	1913	173.9	3.5	225	106	1083	10	47.1	98.5	38.9	16	103	40	786	16	103	176	14.9	12
1995	12	860	4556	379.7	5.3	645	2945	245.4	4.6	215	122	1611	8	56.7	134.3	39.9	30	348	38	850	22	276	235	25.3	22
1996	12	787	4016	334.7	5.1	543	2383	198.6	4.4	244	126	1633	9	51.6	136.1	39.0	23	132	36	740	7	135	201	20.4	17
1997	12	817	4131	344.3	5.1	506	1832	152.7	3.6	311	188	2299	11	60.5	191.6	41.5	35	381	39	932	9	172	220	24.3	21
1998	11	712	3354	304.9	4.7	413	1324	120.4	3.2	299	158	2030	14	52.8	184.5	41.2	32	298	39	745	7	216	166	19.8	29
1999	12	920	4831	402.6	5.3	497	1812	151.0	3.6	423	252	3019	15	59.6	251.6	39.9	22	153	35	689	19	205	262	26.8	23
2000	12	931	5242	436.8	5.6	591	2688	224.0	4.5	340	180	2554	11	52.9	212.8	35.8	35	524	31	625	15	296	273	34.7	20
2001	12	913	5184	432.0	5.7	518	2300	191.7	4.4	395	226	2884	15	57.2	240.3	37.3	28	277	46	1118	13	76	282	30.8	24
2002	13	920	4726	363.5	5.1	458	1569	120.7	3.4	462	268	3157	13	58.0	242.8	36.0	42	437	52	1264	21	146	259	25.4	28
2003	13	954	5467	420.5	5.7	464	1780	136.9	3.8	490	300	3687	13	61.2	283.6	38.3	38	289	29	803	14	113	303	28.1	19
2004	11	736	3252	295.6	4.4	381	1183	107.5	3.1	355	178	2069	17	50.1	188.1	39.4	33	388	34	920	11	139	184	21.5	24
2005	12	827	4615	384.6	5.6	450	1836	153.0	4.1	377	248	2779	10	65.8	231.6	33.5	30	207	30	658	14	168	249	26.3	15
2006	13	822	5342	410.9	6.5	495	2832	217.8	5.7	327	198	2510	11	60.6	193.1	41.3	27	204	26	660	14	276	248	32.7	28
2007	13	963	5242	403.2	5.4	508	2095	161.2	4.1	455	295	3147	6	64.8	242.1	41.3	33	309	44	1052	16	81	293	33.1	12
2008	13	831	4282	329.4	5.2	431	1450	111.5	3.4	400	248	2832	16	62.0	217.8	39.0	35	298	41	919	19	368	236	25.2	29
2009	14	886	5073	362.4	5.7	496	2385	170.4	4.8	390	220	2688	13	56.4	192.0	38.7	26	374	46	1084	21	342	246	31.1	24
2010	13	866	4350	334.6	5.0	457	1807	139.0	4.0	409	230	2543	14	56.2	195.6	42.5	30	331	45	1027	15	189	234	24.0	23
2011	14	1055	6171	440.8	5.8	530	2219	158.5	4.2	525	311	3952	12	59.2	282.3	41.5	13	90	63	1405	14	270	315	33.6	24
2012	13	1062	6665	512.7	6.3	588	2484	191.1	4.2	474	318	4181	14	67.1	321.6	39.2	23	99	35	717	13	136	341	41.0	21
2013	13	1037	6600	507.7	6.4	544	2270	174.6	4.2	493	341	4330	12	69.2	333.1	39.5	29	242	29	545	18	264	327	40.2	24
2014	13	990	5308	408.3	5.4	539	1904	146.5	3.5	451	292	3404	12	64.7	261.8	42.4	35	199	29	544	12	213	267	30.8	18
2015	15	1207	7718	514.5	6.4	679	3345	223.0	4.9	528	356	4373	15	67.4	291.5	39.1	27	63	40	865	16	137	393	38.5	27
2016	15	1221	7552	503.5	6.2	592	2543	169.5	4.3	629	422	5009	17	67.1	333.9	38.2	35	278	34	723	20	309	403	39.2	28
2017	14	1048	6014	429.6	5.7	578	2717	194.1	4.7	470	309	3297	9	65.7	235.5	40.6	29	322	28	538	14	214	309	33.3	16
2018	15	1076	7908	527.2	7.3	568	3723	248.2	6.6	508	328	4185	8	64.6	279.0	39.9	42	300	20	454	12	328	358	44.3	17
2019	15	1075	7931	528.7	7.4	566	3606	240.4	6.4	509	326	4325	10	64.0	288.3	42.0	33	185	23	513	19	254	393	43.9	15
2020	12	901	6028	502.3	6.7	411	1846	153.8	4.5	490	326	4182	6	66.5	348.5	42.4	13	123	19	434	14	118	295	43.5	15
2021	13	903	4668	359.1	5.2	489	2183	167.9	4.5	414	228	2485	11	55.1	191.2	40.7	21	93	21	522	12	69	259	26.3	19
2022	14	1026	5744	410.3	5.6	546	2491	177.9	4.6	480	298	3253	10	62.1	232.4	41.8	27	191	18	411	13	153	321	33.2	22
2023	13	998	5235	402.7	5.2	524	2266	174.3	4.3	474	302	2969	9	63.7	228.4	43.2	23	182	12	287	16	244	304	29.8	22



THE 2018 TIGER OFFENSIVE LINEMEN WERE A BIG REASON CLEMSON AVERAGED 6.6 YARDS PER CARRY THAT SEASON.



# YEAR-BY-YEAR OPPONENT STATS

YEAR	GAMES	PLAYS	TOTAL YARDS	YARDS PER GAME	YARDS PER PLAY	CARRIES	RUSHING YARDS	YARDS PER GAME	YARDS PER CARRY	PASS ATTEMPTS	COMPLETIONS	PASSING YARDS	HAD INTERCEPTED	COMPLETION %	YARDS PER GAME	PUNTING AVERAGE	PUNT RETURNS	PUNT RETURN YARDS	KICKOFF RETURNS	KICKOFF RETURN YARDS	INTERCEPTIONS	INTERCEPTION YARDS	FIRST DOWNS	POINTS PER GAME	TURNOVERS
1938	9	491	1742	193.6	3.5	386	1211	134.6	3.1	105	39	531	9	37.1	33.0						4	84	6.2	17	
1939	10	519	1575	157.5	3.0	410	1126	112.6	2.7	109	32	449	14	29.4	44.9						7	80	4.5	26	
1940	9	468	1652	183.6	3.5	339	1094	121.6	3.2	129	46	558	19	35.7	62.0						6	92	8.3	27	
1941	9	487	1886	209.6	3.9	334	904	100.4	2.7	153	74	982	12	48.4	109.1						10	83	10.1	26	
1942	10	597	2349	234.9	3.9	467	1625	162.5	3.5	130	49	724	12	38.0	72.4						15	101	13.8	25	
1943	8	462	2418	302.3	5.2	349	1582	197.8	4.5	113	54	836	12	47.8	104.5						10	98	23.1	32	
1944	9	519	2436	270.7	4.7	410	1797	199.7	4.4	109	40	639	14	36.7	71.0						16	105	19.9	28	
1945	10	533	1932	193.2	3.6	364	1105	110.5	3.0	169	60	827	19	35.5	82.7						13	91	7.3	34	
1946	9	489	2127	265.9	4.3	336	1164	145.5	3.5	153	62	963	1	40.5	120.4						15	98	19.3	29	
1947	9	544	2189	243.7	4.0	404	1223	135.9	3.0	140		966	7		107.3						19	104	16.2	23	
1948	11		1949	177.2			1116	101.4		161	61	833	20	37.9	75.7						13	99	6.9	30	
1949	10	621	3169	316.9	5.1	460	2168	216.8	4.7	161	76	1001	14	47.2	100.1						13	147	21.6	33	
1950	10	604	2477	247.7	4.1	385	1487	148.7	3.9	219	77	990	22	35.2	99.0	38.6	14	161			10	79	104	7.6	40
1951	10	618	2259	225.9	3.7	442	1383	138.3	3.1	176	61	876	25	34.7	87.6	39.0	32	440			15		103	9.7	28
1952	9	620	2317	257.4	3.7	459	1436	159.6	3.1	161	62	881	16	38.5	97.9	37.2	35	270	28	412	19	193	113	17.4	32
1953	9	516	2471	274.6	4.8	367	1488	165.3	4.0	151	54	983	14	35.7	109.2	31.0	15	401	28	767	15	230	116	19.1	27
1954	10	528	1761	176.1	3.3	388	969	96.9	2.5	140	66	792	10	47.1	79.2	35.5	19	161	41	748	11	218	96	12.1	23
1955	10	561	2478	247.8	4.4	427	1624	162.4	3.8	134	49	854	13	37.0	85.4	34.3	8	142	33	709	13	85	138	14.4	28
1956	11	635	2448	244.8	3.9	511	1922	192.2	3.8	124	48	526	12	38.8	52.6	33.6	19	122	27	506	7	44	133	7.4	30
1957	10	592	2159	215.9	3.6	463	1562	156.2	3.4	129	49	597	7	37.9	59.7	33.3	6	63	40	808	8	62	111	7.8	15
1958	11	646	2673	243.0	4.1	454	1517	137.9	3.3	192	88	1156	8	45.9	105.1	37.5	22	179	29	604	9	48	148	12.5	23
1959	11	603	2130	193.6	3.5	430	1174	106.7	2.7	189	80	956	8	42.3	86.9	36.3	24	151			20		114	8.5	26
1960	10	573	2143	214.3	3.7	389	1143	114.3	2.9	184	94	1000	11	51.0	100.0	34.1	19	165	37	766	10		116	12.4	17
1961	10	567	2340	234.0	4.1	399	1275	127.5	3.2	198	88	1265	8	44.4	126.5	37.8	27	265	38	725	14	151	114	12.6	17
1962	10	577	2403	240.3	4.2	395	1213	121.3	3.0	182	91	1198	13	50.0	119.0	37.3	27	296	36	776	16	266	127	13.0	22
1963	10	544	1847	184.7	3.4	344	931	93.1	2.7	200	79	916	8	39.5	91.6	36.5	18	183	37	834	16	219	104	14.0	25
1964	10	641	2710	271.0	4.2	439	1605	160.5	3.4	202	87	1105	19	43.1	110.5	32.3	30	317	28	531	16	229	141	13.5	34
1965	10	622	2515	251.5	4.0	448	1514	151.4	3.4	174	79	1001	10	45.4	100.1	37.8	29	339	15	439	15	154	141	13.7	29
1966	10	681	3164	316.4	4.6	444	1753	175.3	3.9	237	117	1411	12	49.4	141.1	39.6	27	229	33	694	15	158	169	17.7	21
1967	10	661	2577	257.7	3.9	455	1396	139.6	3.1	206	92	1181	9	44.7	118.1	35.8	36	389	34	748	13	102	137	12.8	21
1968	10	748	3386	338.6	4.5	483	1319	131.9	2.8	285	143	2067	17	50.2	206.7	37.3	28	331	39	811	19	183	174	17.9	34
1969	10	784	3579	357.9	4.6	542	1933	193.3	3.6	252	117	1646	12	46.0	164.6	37.8	28	206	27	591	24	213	190	25.0	25
1970	11	838	4768	433.4	5.7	578	2781	252.8	4.9	260	148	1987	14	56.9	180.6	38.3	42	381	32	596	12	118	228	28.5	31
1971	11	766	3352	304.7	4.4	534	2078	188.9	3.9	232	108	1282	19	46.6	116.5	40.0	38	255	36	682	14	204	182	18.4	32
1972	11	773	3896	354.2	5.0	561	2433	221.2	4.3	212	104	1463	15	49.0	133.0	38.1	29	310	31	633	10	196	198	22.3	29
1973	11	814	4072	370.2	5.0	624	2850	259.1	4.6	190	93	1222	19	49.5	111.1	39.8	27	252	44	919	10	87	223	23.9	37
1974	11	789	3950	359.1	5.0	580	2586	235.1	4.5	209	102	1414	13	48.8	128.5	39.2	27	280	40	781	8	82	211	22.7	28
1975	11	785	4434	403.1	5.6	648	3416	310.5	5.3	137	75	1017	6	54.7	92.5	39.9	32	248	33	674	9	213	237	34.6	18
1976	11	809	4201	381.9	5.2	586	2586	235.1	4.4	223	115	1615	9	51.5	146.8	38.8	25	192	22	346	10	73	226	21.5	26
1977	12	845	3582	298.5	4.2	603	2054	171.2	3.4	242	101	1528	21	41.7	127.2	41.9	24	65	41	799	8	104	202	13.6	35
1978	12	775	3151	262.6	4.1	546	1843	153.6	3.4	229	112	1308	24	48.9	109.0	40.1	27	91	61	1128	5	55	181	10.9	38
1979	12	759	2846	237.2	3.7	496	1354	112.8	2.7	263	119	1492	16	45.2	124.3	40.3	44	260	29	596	10	108	151	9.7	24
1980	11	760	3338	303.4	4.4	493	1652	150.2	3.4	267	148	1686	11	55.4	153.3	37.4	22	175	30	587	14	329	184	20.2	28

STEVE DURHAM AND THE TIGER DEFENSE LIMITED SOUTH CAROLINA TO SIX POINTS IN CLEMSON'S VICTORY OVER THE GAMECOCKS IN 1980.





# YEAR-BY-YEAR OPPONENT STATS

YEAR	GAMES	PLAYS	TOTAL YARDS	YARDS PER GAME	YARDS PER PLAY	CARRIES	RUSHING YARDS	YARDS PER GAME	YARDS PER CARRY	PASS ATTEMPTS	COMPLETIONS	PASSING YARDS	HAD INTERCEPTED	COMPLETION %	YARDS PER GAME	PUNTING AVERAGE	PUNT RETURNS	PUNT RETURN YARDS	KICKOFF RETURNS	KICKOFF RETURN YARDS	INTERCEPTIONS	INTERCEPTION YARDS	FIRST DOWNS	POINTS PER GAME	TURNOVERS
1981	12	810	3023	251.9	3.7	461	1169	97.4	2.5	349	164	1854	23	47.0	154.5	40.3	15	127	36	659	10	87	201	8.8	41
1982	11	776	3557	323.4	4.6	400	1068	97.1	2.7	376	209	2489	20	55.6	226.3	37.7	9	87	27	545	12	94	207	13.4	35
1983	11	804	4036	366.9	5.0	425	1588	144.4	3.7	379	214	2448	19	56.5	222.5	38.6	20	148	20	396	11	94	244	18.2	38
1984	11	809	3853	350.2	4.8	506	1921	174.6	3.8	303	146	1932	16	48.2	175.6	40.0	16	72	28	521	12	225	221	19.5	27
1985	12	887	4331	360.9	4.9	568	2167	180.6	3.8	319	180	2164	11	56.4	180.3	38.2	24	190	25	561	9	70	248	18.5	28
1986	12	816	3687	307.3	4.5	394	1253	104.4	3.2	422	204	2434	16	48.3	202.8	42.1	21	184	54	965	11	138	205	15.6	23
1987	12	755	2945	245.4	3.9	416	991	82.6	2.4	339	167	1954	19	49.3	162.8	40.6	21	207	64	1291	12	89	164	14.7	28
1988	12	788	3329	277.4	4.2	444	1394	116.2	3.1	344	171	1935	15	49.7	161.3	40.3	25	215	64	1237	4	2	208	13.1	34
1989	12	746	3184	265.3	4.2	367	1159	96.6	3.2	379	185	2025	21	48.8	168.6	36.6	16	171	58	1390	6	16	179	11.5	38
1990	12	747	2630	219.2	3.5	402	848	70.9	2.1	345	167	1782	16	48.4	194.5	37.5	34	323	51	1310	5	3	159	9.9	34
1991	12	793	3271	272.6	4.1	402	733	61.1	1.8	391	192	2538	9	49.1	211.5	38.7	23	210	53	1082	11	58	170	15.4	19
1992	11	754	3656	332.4	4.9	413	1321	120.1	3.2	341	183	2335	14	53.7	212.3	36.9	32	307	46	925	5	46	189	19.4	22
1993	12	815	4053	337.8	4.9	437	1550	129.2	3.5	378	203	2503	17	53.7	200.6	41.6	21	144	34	736	10	72	218	16.0	30
1994	11	735	3638	330.7	5.0	379	1248	113.5	3.3	356	210	2390	16	59.0	217.3	37.2	37	334	34	893	10	120	194	17.1	29
1995	12	814	4064	338.7	5.0	415	1500	125.0	3.6	399	203	2564	22	50.9	213.7	38.1	27	237	45	789	8	17	211	18.3	29
1996	12	800	4066	338.8	5.1	486	1671	139.3	3.4	314	170	2395	7	54.1	199.6	37.3	22	300	37	818	9	59	210	20.1	22
1997	12	801	3803	316.9	4.7	398	1077	89.8	2.7	403	203	2726	9	50.4	227.2	38.6	37	514	35	703	11	101	199	18.3	19
1998	11	742	3521	320.1	4.7	415	1150	104.5	2.8	327	160	2371	7	48.9	215.5	41.0	35	416	20	406	14	198	188	24.7	18
1999	12	860	3981	331.8	4.6	482	1580	131.7	3.3	378	194	2401	19	51.3	200.1	39.0	31	284	44	897	15	85	232	21.1	27
2000	12	829	4161	346.8	5.0	474	1331	110.9	3.0	385	192	2830	15	49.9	235.8	38.7	28	188	58	1175	11	33	208	21.1	26
2001	12	888	4739	394.9	5.3	491	1852	154.3	3.8	397	215	2887	13	54.1	240.6	41.2	19	189	43	884	15	126	263	28.2	18
2002	13	919	4620	355.4	5.0	530	2056	158.2	3.9	389	233	2564	21	59.9	197.2	38.2	40	410	56	1239	13	95	243	26.8	30
2003	13	900	4370	336.2	4.9	491	1712	131.7	3.5	409	230	2658	14	56.2	204.5	40.2	14	120	44	886	13	192	247	19.2	23
2004	11	825	3600	327.3	4.4	466	1492	135.6	3.2	359	183	2108	11	51.0	191.6	38.8	36	281	21	409	17	176	209	20.8	16
2005	12	804	3799	316.6	4.7	431	1447	120.6	3.4	373	211	2352	14	56.6	196.0	42.0	25	209	40	886	10	50	204	17.6	24
2006	13	848	3650	280.8	4.3	463	1340	103.1	2.9	385	214	2310	14	55.6	177.7	40.3	18	136	57	1363	11	113	210	16.2	30
2007	13	877	3988	306.8	4.5	452	1538	118.3	3.4	425	247	2450	16	58.1	188.5	38.9	23	339	69	1569	6	74	223	18.7	25
2008	13	871	3899	299.9	4.5	443	1656	127.4	3.7	428	239	2243	19	55.8	172.5	38.8	27	226	61	1238	16	168	208	17.3	28
2009	14	967	4400	314.3	4.6	606	2121	151.5	3.5	361	185	2279	21	51.2	162.8	37.1	23	251	81	1622	13	177	247	20.4	30
2010	13	866	4164	320.3	4.8	484	1670	128.5	3.5	382	205	2494	15	53.7	191.8	39.4	18	130	61	1244	14	208	222	18.8	20
2011	14	986	5521	394.4	5.6	569	2476	176.9	4.4	417	243	3045	14	58.3	217.5	38.5	24	224	75	1502	12	199	283	29.3	23
2012	13	912	5151	396.2	5.6	485	2027	155.9	4.2	427	248	3124	13	58.1	240.3	39.6	18	117	47	1125	14	142	246	24.8	23
2013	13	921	4637	356.7	5.0	543	2024	155.7	3.7	378	202	2613	18	53.4	201.0	42.3	16	87	48	933	12	69	234	22.2	30
2014	13	841	3390	260.8	4.0	453	1344	103.4	3.0	388	194	2046	12	50.0	157.4	43.6	27	174	41	816	12	198	185	16.7	24
2015	15	968	4695	313.0	4.9	531	1879	125.3	3.5	437	212	2816	16	48.5	187.7	41.6	16	97	71	1764	15	103	225	21.7	25
2016	15	1008	4672	311.5	4.6	525	1944	129.6	3.7	483	252	2728	20	52.2	181.9	41.9	10	52	57	1123	17	169	255	18.0	27
2017	14	908	3874	276.7	4.3	512	1608	114.9	3.1	396	208	2266	14	52.5	161.9	43.5	21	206	59	1159	9	98	207	13.6	20
2018	15	1023	4288	285.9	4.2	576	1444	96.3	2.5	447	238	2844	12	53.2	189.6	44.0	17	121	32	657	8	47	235	13.1	24
2019	15	969	4325	288.3	4.5	536	1741	116.1	3.2	433	231	2584	19	53.3	172.3	46.0	9	68	25	439	10	112	218	13.5	30
2020	12	781	3922	326.8	5.0	438	1352	112.7	3.1	343	190	2570	14	55.4	214.2	43.9	17	144	12	269	6	105	192	20.2	23
2021	13	894	3971	305.5	4.4	440	1252	96.3	2.8	454	259	2719	12	57.0	209.2	42.6	21	74	16	431	11	137	224	14.8	20
2022	14	930	4682	334.4	5.0	442	1438	102.7	3.3	488	299	3244	13	61.3	231.7	43.0	24	246	15	296	10	97	257	20.9	21
2023	13	797	3742	287.8	4.7	396	1490	114.6	3.8	401	212	2252	16	52.9	173.2	43.3	19	103	7	267	9	115	185	21.1	28

KHALIL BARNES HAD A TEAM-HIGH FOUR OF CLEMSON'S 28 TAKEAWAYS IN 2023.





# BOWL HISTORY

Clemson has a rich bowl tradition. The Tigers have 27 bowl wins, 10th most in history, and their 50 bowl games are 12th most in history. Their first bowl game was in the 1940 Cotton Bowl, when the Tigers defeated Frank Leahy (Boston College) 6-3.

The Tigers have played in a bowl game 35 of the last 39 years. That is among the top-10 bowl appearances since 1985. Clemson has also been bowl-eligible 25 consecutive years.

The Tigers have beaten some of the top programs in college football history in bowl games. The list of schools Clemson has beaten in a bowl game includes prominent programs Alabama, LSU, Miami (Fla.), Nebraska, Notre Dame, Ohio State, Oklahoma, Penn State, Stanford, Tennessee and West Virginia.

Clemson won its first three bowl games, victories over Boston College, Missouri and Miami (Fla.). The three coaches Clemson beat in those games were Frank Leahy, Don Faurot and Andy Gustafson, and all three are in the College Football Hall of Fame.

Seven different head coaches (Jess Neely, Frank Howard, Danny Ford, Ken Hatfield, Tommy West, Tommy Bowden, Dabo Swinney) have all been victorious in bowl games for the Tigers since the 1939 season.

Overall, 10 of Clemson's 27 bowl wins have come against head coaches who are in the College Football Hall of Fame. The Tigers also have eight bowl wins over top-10 teams since 2012.

Clemson has achieved bowl wins over some of the greatest coaches in history:

- Frank Leahy when Clemson defeated Boston College in the 1940 Cotton Bowl.
- Joe Paterno (Penn State) when Clemson beat Penn State 35-10 in the 1988 Citrus Bowl. It was Paterno's largest margin of defeat in a bowl game.
- Woody Hayes (Ohio State) in the 1978 Gator Bowl, Hayes' last game as a coach.
- Barry Switzer (Oklahoma) in the 1989 Citrus Bowl, Switzer's final game as a college coach.
- Tom Osborne (Nebraska) in the 1982 Orange Bowl, which gave Clemson its first national championship at the end of the 1981 season.
- Don Nehlen (West Virginia) when Clemson downed the Mountaineers 27-7 in the 1989 Gator Bowl.
- Phillip Fulmer (Tennessee), who had over 150 career wins, in the 2003 Peach Bowl.
- Les Miles (LSU), who led the Tigers to the 2007 national championship, fell to Clemson 25-24 in the 2012 Chick-fil-A Bowl.
- Urban Meyer (Ohio State) in the 2013 Orange Bowl and 2016 Fiesta Bowl
- Bob Stoops, who won a national championship in the 2000 season with Oklahoma, saw his Sooners fall in back to back bowl games, including the 2015 Orange Bowl.
- Nick Saban, who had won four national titles and was riding a 26-game winning streak, fell to the Tigers in the 2016 national championship game in Florida.
- Nick Saban for the second time at the end of the 2018 season, as the Tigers claimed their second national championship in three seasons with a 44-16 victory.

## CONSECUTIVE BOWL SEASONS

Rk	School	Start	Streak
1.	Georgia	1997	27
2.	Oklahoma	1999	25
3.	Wisconsin	2002	22
4.	Alabama	2004	20
5.	Clemson	2005	19
6.	Oklahoma State	2006	18
7.	Iowa	2013	11
	Ohio State	2013	11
9.	Memphis	2015	9
10.	Kentucky	2016	8
	UCF	2016	8

Note: Active streaks listed.

CLEMSON WON ITS  
THIRD NATIONAL  
CHAMPIONSHIP IN  
JANUARY 2019.

## BOWL WINS

Rk	Team	Wins
1.	Alabama	45
2.	Georgia	38
3.	Southern California	35
4.	Oklahoma	31
	Penn State	31
	Tennessee	31
	Texas	31
8.	LSU	30
9.	Florida State	29
10.	Clemson	27
11.	Georgia Tech	26
	Nebraska	26
	Ohio State	26
14.	Florida	25
	Ole Miss	25
16.	Auburn	24
17.	Michigan	23
18.	Oklahoma State	22
19.	Notre Dame	20
	Texas A&M	20
	Washington	20
22.	Miami (Fla.)	19
	Wisconsin	19
24.	Iowa	18
	TCU	18

Note: Vacated wins not included.



# BOWL HISTORY



## BOWL RESULTS (27-23)

Year	Bowl	Site	Opponent (Rank)	W-L	Score
1939	Cotton	Dallas, Texas	Boston College (11,NR)	W	6-3
1948	Gator	Jacksonville, Fla.	Missouri	W	24-23
1950	Orange	Miami, Fla.	Miami (Fla.) (15,16)	W	15-14
1951	Gator	Jacksonville, Fla.	Miami (Fla.)	L	0-14
1956	Orange	Miami, Fla.	Colorado (20,18)	L	21-27
1958	Sugar	New Orleans, La.	LSU (1,1)	L	0-7
1959	Bluebonnet	Houston, Texas	TCU (7,8)	W	23-7
1977	Gator	Jacksonville, Fla.	Pittsburgh (10,9)	L	3-34
1978	Gator	Jacksonville, Fla.	Ohio State (20,NR)	W	17-15
1979	Peach	Atlanta, Ga.	Baylor (19,19)	L	18-24
1981	Orange	Miami, Fla.	Nebraska (4,4)	W	22-15
1985	Independence	Shreveport, La.	Minnesota	L	13-20
1986	Gator	Jacksonville, Fla.	Stanford (20,17)	W	27-21
1987	Citrus	Orlando, Fla.	Penn State (20,19)	W	35-10
1988	Citrus	Orlando, Fla.	Oklahoma (10,11)	W	13-6
1989	Gator	Jacksonville, Fla.	West Virginia (17,17)	W	27-7
1990	Hall of Fame	Tampa, Fla.	Illinois (16,17)	W	30-0
1991	Citrus	Orlando, Fla.	California (14,14)	L	13-37
1993	Peach	Atlanta, Ga.	Kentucky	W	14-13
1995	Gator	Jacksonville, Fla.	Syracuse	L	0-41
1996	Peach	Atlanta, Ga.	LSU (17,16)	L	7-10
1997	Peach	Atlanta, Ga.	Auburn (13,13)	L	17-21
1999	Peach	Atlanta, Ga.	Mississippi State (15,16)	L	7-17
2000	Gator	Jacksonville, Fla.	Virginia Tech (6,5)	L	20-41
2001	Humanitarian	Boise, Idaho	Louisiana Tech	W	49-24
2002	Tangerine	Orlando, Fla.	Texas Tech	L	15-55
2003	Peach	Atlanta, Ga.	Tennessee (6,7)	W	27-14
2005	Champs Sports	Orlando, Fla.	Colorado	W	19-10
2006	Music City	Nashville, Tenn.	Kentucky	L	20-28
2007	Chick-fil-A	Atlanta, Ga.	Auburn (22,21)	L	20-23
2008	Gator	Jacksonville, Fla.	Nebraska	L	21-26
2009	Music City	Nashville, Tenn.	Kentucky	W	21-13
2010	Meineke Car Care	Charlotte, N.C.	South Florida	L	26-31
2011	Orange	Miami Gardens, Fla.	West Virginia (23,22)	L	33-70
2012	Chick-fil-A	Atlanta, Ga.	LSU (9,7)	W	25-24
2013	Orange	Miami Gardens, Fla.	Ohio State (7,6)	W	40-35
2014	Russell Athletic	Orlando, Fla.	Oklahoma (NR,24)	W	40-6
2015	Orange	Miami Gardens, Fla.	Oklahoma (4,3)	W	37-17
2015	CFP National Championship	Glendale, Ariz.	Alabama (2,2)	L	40-45
	Fiesta	Glendale, Ariz.	Ohio State (2,2)	W	31-0
2016	CFP National Championship	Tampa, Fla.	Alabama (1,1)	W	35-31
	Sugar	New Orleans, La.	Alabama (4,4)	L	6-24
2017	Cotton	Arlington, Texas	Notre Dame (3,3)	W	30-3
2018	CFP National Championship	Santa Clara, Calif.	Alabama (1,1)	W	44-16
	Fiesta	Glendale, Ariz.	Ohio State (2,2)	W	29-23
2019	CFP National Championship	New Orleans, La.	LSU (1,1)	L	25-42
	Sugar	New Orleans, La.	Ohio State (3,3)	L	28-49
2020	Cheez-It	Orlando, Fla.	Iowa State	W	20-13
2022	Orange	Miami Gardens, Fla.	Tennessee (6,6)	L	14-31
2023	Gator	Jacksonville, Fla.	Kentucky	W	38-35

Note: Years are regular season, not necessarily the calendar year the game was played; rankings by AP/USA.



# WEEKLY POLLS

## PRESEASON POLLS

Year	Preseason	Final
1958	18 NP	12 13
1959	18 NP	11 11
1960	9 NP	--- ---
1978	18 NP	6 6
1982	11 9	8 PB
1984	4 8	--- ---
1987	9 NP	12 10
1988	4 4	9 8
1989	12 NP	12 11
1990	10 NP	9 9
1991	9 NP	18 17
1992	13 NP	--- ---
1993	23 NP	23 22
1994	25 24	--- ---
1996	25 23	--- ---
1997	20 21	--- ---
2000	17 19	16 14
2001	19 18	--- ---
2006	18 18	--- ---
2008	9 9	--- ---
2012	14 14	11 9
2013	8 8	8 7
2014	16 16	15 15
2015	12 12	2 2
2016	2 2	1 1
2017	5 5	4 4
2018	2 2	1 1
2019	1 1	2 2
2020	1 1	3 3
2021	3 2	14 16
2022	4 4	13 12
2023	9 9	20 20

NP - no poll; PB - probation; Note: First poll listed is AP; second poll listed is coaches.

### 1939

Date	W-L	AP	USA
11-13	6-1	16	NP
11-20	7-1	15	NP
11-27	8-1	14	NP
12-4	8-1	15	NP
12-11	8-1	12	NP

### 1940

Date	W-L	AP	USA
10-14	4-0	12	NP
10-21	4-0	13	NP
10-28	5-0	10	NP

### 1941

Date	W-L	AP	USA
10-13	4-0	13	NP
10-20	4-0	14	NP
11-17	6-1	18	NP
11-24	7-1	16	NP

### 1945

Date	W-L	AP	USA
11-26	6-2-1	18	NP

### 1948

Date	W-L	AP	USA
10-11	2-0	15	NP
10-18	3-0	14	NP
10-25	4-0	13	NP
11-1	5-0	12	NP
11-8	6-0	10	NP
11-15	7-0	9	NP
11-22	8-0	9	NP
11-29	9-0	11	NP

### 1950

Date	W-L	AP	USA
10-2	2-0	18	---
10-9	3-0	13	16
10-16	3-0	12	14
10-23	3-0-1	16	---
10-30	4-0-1	14	18
11-6	5-0-1	13	---
11-13	6-0-1	11	13
11-20	7-0-1	11	12
11-27	8-0-1	10	10

### 1951

Date	W-L	AP	USA
10-1	2-0	18	---
10-8	3-0	16	24
12-3	7-2	19	---

### 1955

Date	W-L	AP	USA
10-3	3-0	16	---

### 1956

Date	W-L	AP	USA
10-15	3-0-1	15	18
10-22	3-0-1	20	20
10-29	4-0-1	13	17
11-5	5-0-1	11	15
11-12	5-0-2	13	---
12-3	7-1-2	19	---

### 1957

Date	W-L	AP	USA
11-11	5-2	14	14
11-18	5-3	---	19
11-25	6-3	---	19
12-2	7-3	---	18

### 1958

Date	W-L	AP	USA
Pre	0-0	18	---
9-22	1-0	---	16
9-29	2-0	10	13
10-6	3-0	8	11
10-13	4-0	10	12
10-20	4-0	10	11
10-27	4-1	19	---
11-3	5-1	17	18
11-17	6-2	16	17
11-24	7-2	12	12
12-1	8-2	12	13

### 1959

Date	W-L	AP	USA
Pre	0-0	18	---
9-21	1-0	5	9
9-28	2-0	6	7
10-12	3-1	15	13
10-19	3-1	17	15
10-26	4-1	12	12
11-2	5-1	10	11
11-9	6-1	11	11
11-16	6-2	19	---
11-23	7-2	14	14
11-30	8-2	10	10
12-7	8-2	11	11

### 1960

Date	W-L	AP	USA
Pre	0-0	9	NP
9-19	0-0	9	NP
9-26	1-0	7	NP
10-3	2-0	8	11
10-10	3-0	8	11
10-17	3-1	---	17

### 1977

Date	W-L	AP	USA
10-17	5-1	20	19
10-24	6-1	16	16
10-31	7-1	13	13
11-7	7-1-1	15	16
11-14	7-2-1	15	15
11-21	8-2-1	13	14
11-28	8-2-1	11	10
1-3	8-3-1	19	---

### 1978

Date	W-L	AP	USA
Pre	0-0	18	---
9-18	1-0	---	18
10-23	5-1	20	20
10-30	6-1	16	16
11-6	7-1	15	15
11-13	8-1	12	12
11-20	9-1	10	10
11-27	10-1	7	7
12-4	10-1	7	8
1-3	11-1	6	6

### 1979

Date	W-L	AP	USA
11-5	6-2	18	17
11-12	7-2	14	14
11-19	8-2	13	13
11-26	8-3	18	17
12-3	8-3	18	17

### 1981

Date	W-L	AP	USA
9-21	3-0	19	18
9-28	3-0	14	14
10-5	4-0	9	10
10-12	5-0	6	7

10-19	6-0	4	5
10-26	7-0	3	4
11-2	8-0	2	3
11-9	9-0	2	2
11-16	10-0	2	2
11-23	11-0	2	2
11-30	11-0	1	1
1-3	12-0	1	1

### 1982

Date	W-L	AP	USA
Pre	0-0	11	9
9-6	0-1	16	NP
9-13	0-1	16	13
9-27	1-1-1	---	19
10-4	2-1-1	---	20
10-11	3-1-1	20	17
10-18	4-1-1	18	17
10-25	5-1-1	15	13
11-1	5-1-1	13	14
11-8	6-1-1	11	10
11-15	7-1-1	10	12
11-22	8-1-1	10	10
11-29	9-1-1	8	PB
12-6	9-1-1	7	PB
1-3	9-1-1	8	PB

### 1983

Date	W-L	AP	USA
11-7	7-1-1	17	PB
11-14	8-1-1	13	PB
11-21	9-1-1	12	PB
11-28	9-1-1	11	PB
12-3	9-1-1	12	PB
1-3	9-1-1	11	PB



CLEMSON WAS RANKED IN THE AP POLL MOST OF THE 1950 SEASON AND WAS RANKED NO. 10 ENTERING THE ORANGE BOWL AT THE END OF THE SEASON.



# WEEKLY POLLS

## 1984

Date	W-L	AP	USA
Pre	0-0	4	8
9-3	1-0	3	5
9-10	2-0	2	4
9-17	2-0	2	PB
9-24	2-1-1	13	PB
11-12	7-2	20	PB

## 1986

Date	W-L	AP	USA
10-6	3-1	20	---
10-13	4-1	17	17
10-20	5-1	16	16
11-3	6-2	20	---
11-10	7-2	15	17
11-17	7-2-1	19	18
11-24	7-2-2	---	18
12-3	7-2-2	---	18
1-3	8-2-2	17	19

## 1987

Date	W-L	AP	USA
Pre	0-0	9	NP
9-7	1-0	10	10
9-14	2-0	8	8
9-21	3-0	9	9
9-28	4-0	8	7
10-5	4-0	8	7
10-12	5-0	7	6
10-19	6-0	7	7
10-26	6-1	14	12
11-2	7-1	10	10
11-9	8-1	9	9
11-16	9-1	8	8
11-23	9-2	13	13
11-30	9-2	13	13
12-7	9-2	14	12
1-3	10-2	12	10

## 1988

Date	W-L	AP	USA
Pre	0-0	4	4
9-5	1-0	3	3
9-12	2-0	3	4
9-19	2-1	12	12
9-26	3-1	11	11
10-3	3-1	11	12
10-10	4-1	11	11
10-17	5-1	9	10
10-24	5-2	15	18
10-31	6-2	17	20
11-7	7-2	16	16
11-14	8-2	15	15
11-21	9-2	13	13
11-28	9-2	13	13
12-5	9-2	13	13
1-3	10-2	9	8

## 1989

Date	W-L	AP	USA
Pre	0-0	12	NP
9-4	1-0	10	9
9-11	2-0	7	6
9-18	3-0	7	6
9-25	4-0	7	6
10-2	4-1	15	14
10-9	5-1	14	13
10-23	6-2	22	19
10-30	7-2	21	18
11-6	8-2	17	15
11-13	8-2	15	13
11-20	9-2	15	13
11-27	9-2	14	13
12-4	9-2	14	13
1-2	10-2	12	11

## 1990

Date	W-L	AP	USA
Pre	0-0	10	NP
9-3	1-0	9	10
9-10	1-1	16	19
9-17	2-1	16	19
9-24	3-1	19	18
10-1	4-1	16	13
10-8	5-1	15	14
10-15	5-2	22	22
10-22	6-2	19	17
10-29	7-2	18	17

11-5	8-2	18	16
11-12	8-2	17	15
11-19	9-2	16	13
11-26	9-2	14	11
12-3	9-2	14	11
1-2	10-2	9	9

## 1991

Date	W-L	AP	USA
Pre	0-0	9	NP
9-2	0-0	8	NP
9-8	1-0	8	NP
9-15	1-0	8	NP
9-23	2-0	7	7
9-30	3-0	6	6
10-7	3-1	18	16
10-14	3-1-1	21	21
10-21	3-1-1	19	19
10-28	4-1-1	16	16
11-4	5-1-1	15	14
11-11	6-1-1	15	14
11-18	7-1-1	14	13
11-25	8-1-1	13	12
12-2	9-1-1	13	12
1-2	9-2-1	18	17

## 1992

Date	W-L	AP	USA
Pre	0-0	13	NP
8-30	0-0	13	NP
9-7	1-0	15	14
9-14	1-1	17	17
9-21	1-1	16	16
9-28	1-2	25	24
10-5	2-2	25	22
10-12	3-2	19	19
10-17	4-2	18	15
10-24	4-3	---	25

## 1993

Date	W-L	AP	USA
Pre	0-0	23	NP
8-30	0-0	22	21
9-6	1-0	21	17
10-4	3-1	---	24
11-15	7-3	24	25
11-22	8-3	24	23
11-29	8-3	24	23
12-6	8-3	24	23
1-3	9-3	23	22

## 1994

Date	W-L	AP	USA
Pre	0-0	25	24
8-30	0-0	24	NP
9-5	1-0	22	20

## 1995

Date	W-L	AP	USA
11-6	6-3	24	25
11-13	7-3	24	24
11-20	8-3	24	22
11-27	8-3	24	22
12-4	8-3	23	21

## 1996

Date	W-L	AP	USA
Pre	0-0	25	23
11-18	7-3	22	24

## 1997

Date	W-L	AP	USA
Pre	0-0	20	21
8-25	0-0	20	NP
9-1	0-0	---	20
9-8	1-0	19	21
9-15	2-0	16	15
9-22	2-1	17	21

## 2000

Date	W-L	AP	USA
Pre	0-0	17	19
8-27	0-0	17	18
9-3	1-0	17	19
9-10	2-0	16	16
9-17	3-0	11	11
9-24	4-0	7	8
10-1	5-0	5	5
10-8	6-0	5	4

10-15	7-0	5	4
10-22	8-0	5	4
10-29	8-1	10	10
11-5	8-2	17	15
11-12	8-2	16	14
11-19	9-2	15	12
11-26	9-2	15	13
12-3	9-2	16	13
1-6	9-3	16	14

## 2001

Date	W-L	AP	USA
Pre	0-0	19	18
8-26	0-0	19	18
9-2	1-0	20	19
9-9	2-0	19	NP
9-16	2-0	NP	NP
9-23	2-1	---	25
9-30	3-1	19	21
10-7	3-1	16	18
10-14	4-1	13	15
10-21	4-2	---	25
10-28	5-2	---	24

## 2003

Date	W-L	AP	USA
1-5	9-4	22	22

## 2005

Date	W-L	AP	USA
9-7	1-0	25	---
9-11	2-0	20	23
11-20	7-4	25	---
11-27	7-4	22	23
12-4	7-4	23	23
1-5	8-4	21	21

## 2006

Date	W-L	AP	USA
Pre	0-0	18	18
9-5	1-0	18	18
9-17	2-1	19	23
9-24	3-1	18	19
10-1	4-1	15	15
10-8	5-1	12	12
10-15	6-1	12	12
10-22	7-1	10	11
10-29	7-2	19	19
11-12	8-3	25	25
11-19	8-3	24	24

## 2007

Date	W-L	AP	USA
9-4	1-0	25	---
9-9	2-0	20	20
9-16	3-0	15	14
9-23	4-0	13	13
9-30	4-1	22	22
10-28	6-2	25	24
11-4	7-2	20	20
11-11	8-2	15	16
11-18	8-3	21	22
11-25	9-3	15	16
12-2	9-3	15	16
1-8	9-4	21	22

## 2008

Date	W-L	AP	USA
Pre	0-0	9	9
9-2	0-1	---	22
9-7	1-1	---	23
9-14	2-1	23	21
9-21	3-1	20	19

## 2009

Date	W-L	AP	USA
11-8	6-3	24	NR
11-15	7-3	18	19
11-22	8-3	15	16
11-29	8-4	25	NR
1-5	9-5	24	NR

## 2011

Date	W-L	AP	USA
9-18	3-0	21	22
9-25	4-0	13	15
10-2	5-0	8	8
10-9	6-0	8	8
10-16	7-0	8	8

10-23	8-0	6	6
10-30	8-1	11	12
11-6	8-1	9	10
11-13	9-1	7	8
11-20	9-2	18	17
11-27	9-3	21	21
12-4	10-3	14	14
1-10	10-4	22	22

## 2012

Date	W-L	AP	USA
Pre	0-0	14	14
9-2	1-0	12	12
9-9	2-0	11	11
9-16	3-0	10	9
9-23	3-1	17	16
9-30	4-1	15	15
10-7	5-1	16	13
10-14	5-1	14	13
10-21	6-1	14	13
10-28	7-1	10	9
11-4	8-1	10	8
11-11	9-1	11	9
11-18	10-1	12	9
11-25	10-2	15	14
12-2	10-2	14	13
1-8	11-2	11	9

## 2013

Date	W-L	AP	USA
Pre	0-0	8	8
9-1	1-0	4	5
9-8	2-0	3	5
9-15	2-0	3	4
9-22	3-0	3	4
9-29	4-0	3	4
10-6	5-0	3	4
10-13	6-0	3	4
10-20	6-1	9	10
10-27	7-1	9	8
11-3	8-1	8	7
11-10	8-1	8	6
11-17	9-1	7	6
11-24	10-1	6	4
12-1	10-2	13	11
12-8	10-2	12	11
1-7	11-2	8	7

## 2014

Date	W-L	AP	USA
Pre	0-0	16	16
8-31	0-1	23	24
9-7	1-1	23	24
9-14	1-1	22	24
10-5	3-2	NR	25
10-12	4-2	24	22
10-19	5-2	21	20
10-26	6-2	22	21
11-2	6-2	19	19
11-9	7-2	18	17
11-23	8-3	23	24
11-30	9-3	19	19
12-7	9-3	18	18
1-13	10-3	15	15

## 2015

Date	W-L	AP	USA
Pre	0-0	12	12
9-6	1-0	12	12
9-13	2-0	11	9
9-20	3-0	11	10
9-27	3-0	12	11
10-4	4-0	6	6
10-11	5-0	5	6
10-18	6-0	6	6
10-25	7-0	3	6
11-1	8-0	3	6
11-8	9-0	1	2
11-15	10-0	1	1
11-22	11-0	1	1
11-29	12-0	1	1
12-6	13-0	1	1
1-12	14-1	2	2

## 2016

Date	W-L	AP	USA
Pre	0-0	2	2
9-4	1-0	2	2
9-11	2-0	5	3

# GAME RESULTS VS. RANKED OPPONENTS

Date	Site	Opponent	CU AP,Coach	Opp. AP,Coach	W-L	Score
1-1-1940	N1	Boston College	12,NP	11,NP	W	6-3
11-28-1942	A	Auburn		16,NP	L	13-41
11-20-1943	A	Georgia Tech		15,NP	L	6-41
10-28-1944	A	Tennessee		20,NP	L	7-26
11-4-1944	A	Wake Forest		17,NP	L	7-13
11-13-1948	A	Wake Forest	10,NP	19,NP	W	21-14
9-30-1950	A	Missouri		17,NP	W	34-0
10-28-1950	A	Wake Forest	16,NR	17,NR	W	13-12
1-1-1951	A2	Miami (Fla.)	10,10	15,16	W	15-14
10-13-1951	A	Pacific	16,NR	20,NR	L	7-21
10-4-1952	A	Maryland		3,5	L	0-28
<b>10-3-1953</b>	<b>H</b>	<b>Maryland</b>		<b>3,NP</b>	<b>L</b>	<b>0-20</b>
11-7-1953	A	Georgia Tech		6,7	L	7-20
<b>11-21-1953</b>	<b>H</b>	<b>Auburn</b>		<b>14,14</b>	<b>L</b>	<b>19-45</b>
10-9-1954	N3	Florida		14,17	W	14-7
11-13-1954	A	Maryland		17,NR	L	0-16
11-20-1954	A	Auburn		18,18	L	6-27
<b>11-12-1955</b>	<b>H</b>	<b>Maryland</b>		<b>2,2</b>	<b>L</b>	<b>12-25</b>
11-19-1955	N4	Auburn		12,12	L	0-21
9-29-1956	A	Florida		19,NP	T	20-20
<b>11-3-1956</b>	<b>H</b>	<b>Virginia Tech</b>	<b>13,17</b>	<b>16,NR</b>	<b>W</b>	<b>21-6</b>
11-16-1956	A	Miami (Fla.)	13,NR	8,10	L	0-21
1-1-1957	N2	Colorado	19,NR	20,18	L	21-27
<b>10-5-1957</b>	<b>H</b>	<b>NC State</b>		<b>13,15</b>	<b>L</b>	<b>7-13</b>
11-16-1957	A	Duke	14,14	11,10	L	6-7
11-8-1958	A	Georgia Tech	17,18	NR,19	L	0-13
1-1-1959	N5	LSU	12,13	1,1	L	0-7
9-19-1959	A	North Carolina	18,NP	12,NP	W	20-18
10-3-1959	A	Georgia Tech	6,7	7,12	L	6-16
12-19-1959	N6	TCU	11,11	7,8	W	23-7
10-22-1960	A	Duke		NR,18	L	6-21
<b>10-27-1962</b>	<b>H</b>	<b>Auburn</b>		<b>NR,10</b>	<b>L</b>	<b>14-17</b>
9-21-1963	A	Oklahoma		4,NP	L	14-31
9-28-1963	A	Georgia Tech		9,NP	L	0-27
10-9-1965	A	Georgia		4,5	L	9-23
10-1-1966	A	Georgia Tech		9,10	L	12-13
10-8-1966	A	Alabama		4,4	L	0-26
10-22-1966	A	Southern California		5,5	L	0-30
<b>9-30-1967</b>	<b>H</b>	<b>Georgia</b>		<b>5,5</b>	<b>L</b>	<b>17-24</b>
<b>11-18-1967</b>	<b>H</b>	<b>NC State</b>		<b>10,10</b>	<b>W</b>	<b>14-6</b>
<b>9-27-1969</b>	<b>H</b>	<b>Georgia</b>		<b>7,7</b>	<b>L</b>	<b>0-30</b>
10-11-1969	A	Auburn		20,NR	L	0-51
10-3-1970	A	Georgia Tech		15,16	L	7-28
<b>10-10-1970</b>	<b>H</b>	<b>Auburn</b>		<b>9,9</b>	<b>L</b>	<b>0-44</b>
<b>9-25-1971</b>	<b>H</b>	<b>Georgia</b>		<b>14,13</b>	<b>L</b>	<b>0-28</b>
10-9-1971	N7	Duke		14,15	W	3-0
10-23-1971	A	Auburn		5,5	L	13-35
11-6-1971	A	North Carolina		NR,19	L	13-26
9-30-1972	A	Oklahoma		2,2	L	3-52
9-14-1974	A	Texas A&M		20,NR	L	0-24
9-21-1974	A	NC State		15,18	L	10-31
9-20-1975	A	Alabama		14,18	L	0-56
<b>9-18-1976</b>	<b>H</b>	<b>Georgia</b>		<b>9,9</b>	<b>L</b>	<b>0-41</b>
11-13-1976	A	Maryland		6,7	L	0-20
<b>9-10-1977</b>	<b>H</b>	<b>Maryland</b>		<b>10,NP</b>	<b>L</b>	<b>14-21</b>
9-17-1977	A	Georgia		17,19	W	7-6
<b>11-12-1977</b>	<b>H</b>	<b>Notre Dame</b>	<b>15,16</b>	<b>5,5</b>	<b>L</b>	<b>17-21</b>
12-30-1977	N8	Pittsburgh	11,10	10,9	L	3-34
11-18-1978	A	Maryland	12,12	11,11	W	28-24
12-29-1978	N8	Ohio State	7,8	20,NR	W	17-15
<b>11-3-1979</b>	<b>H</b>	<b>Wake Forest</b>		<b>14,14</b>	<b>W</b>	<b>31-0</b>
11-24-1979	A	South Carolina	13,13	19,NR	L	9-13
12-31-1979	N9	Baylor	18,17	19,19	L	18-24
9-20-1980	A	Georgia		10,9	L	16-20
<b>11-8-1980</b>	<b>H</b>	<b>North Carolina</b>		<b>14,14</b>	<b>L</b>	<b>19-24</b>
<b>11-22-1980</b>	<b>H</b>	<b>South Carolina</b>		<b>14,15</b>	<b>W</b>	<b>27-6</b>
<b>9-19-1981</b>	<b>H</b>	<b>Georgia</b>		<b>4,4</b>	<b>W</b>	<b>13-3</b>
11-7-1981	A	North Carolina	2,3	8,9	W	10-8
1-1-1982	N2	Nebraska	1,1	4,4	W	22-15
9-6-1982	A	Georgia	11,9	7,7	L	7-13
<b>11-6-1982</b>	<b>H</b>	<b>North Carolina</b>	<b>13,14</b>	<b>18,13</b>	<b>W</b>	<b>16-13</b>
11-13-1982	A	Maryland	11,10	18,16	W	24-22
<b>9-17-1983</b>	<b>H</b>	<b>Georgia</b>		<b>11,7</b>	<b>T</b>	<b>16-16</b>
11-5-1983	A	North Carolina		10,9	W	16-3
<b>11-12-1983</b>	<b>H</b>	<b>Maryland</b>	<b>17,PB</b>	<b>11,9</b>	<b>W</b>	<b>52-27</b>
9-22-1984	A	Georgia	2,PB	20,17	L	23-26
9-29-1984	A	Georgia Tech	13,PB	20,NR	L	21-28
<b>11-24-1984</b>	<b>H</b>	<b>South Carolina</b>		<b>9,9</b>	<b>L</b>	<b>21-22</b>
9-20-1986	A	Georgia		14,10	W	31-28
10-25-1986	A	NC State	16,16	20,19	L	3-27
12-27-1986	N8	Stanford	21,18	20,17	W	27-21
<b>9-19-1987</b>	<b>H</b>	<b>Georgia</b>	<b>8,8</b>	<b>18,17</b>	<b>W</b>	<b>21-20</b>
11-21-1987	A	South Carolina	8,8	12,12	L	7-20
1-1-1988	N10	Penn State	14,12	20,19	W	35-10
<b>9-17-1988</b>	<b>H</b>	<b>Florida State</b>	<b>3,4</b>	<b>10,12</b>	<b>L</b>	<b>21-24</b>
<b>10-15-1988</b>	<b>H</b>	<b>Duke</b>	<b>11,12</b>	<b>22,24</b>	<b>W</b>	<b>49-17</b>
10-22-1988	A	NC State	9,10	24,NR	L	3-10
<b>11-19-1988</b>	<b>H</b>	<b>South Carolina</b>	<b>15,15</b>	<b>25,21</b>	<b>W</b>	<b>29-10</b>

1-2-1989	N10	Oklahoma	9,13	10,11	W	13-6
9-9-1989	A	Florida State	10,9	16,16	W	34-23
10-21-1989	H	NC State	NR,24	12,12	W	30-10
12-30-1989	N8	West Virginia	14,13	17,17	W	27-7
9-8-1990	A	Virginia	9,10	14,13	L	7-20
10-13-1990	A	Georgia Tech	15,14	18,15	L	19-21
10-27-1990	H	North Carolina	18,17	NR,24	W	20-3
1-1-1991	N11	Illinois	14,11	16,17	W	30-0
9-28-1991	H	Georgia Tech	7,7	19,18	W	9-7
10-26-1991	H	NC State	19,19	12,12	W	29-19
1-1-1992	N10	California	13,12	14,14	L	13-37
9-12-1992	H	Florida State	15,14	5,4	L	20-24
10-10-1992	A	Virginia	25,22	10,10	W	29-28
10-24-1992	A	NC State	18,15	23,23	L	6-20
11-7-1992	H	North Carolina		18,18	W	40-7
9-11-1993	A	Florida State	21,17	1,1	L	0-57
10-2-1993	H	NC State		24,23	W	20-14
11-6-1993	A	North Carolina		16,18	L	0-24
11-13-1993	H	Virginia		18,16	W	23-14
10-15-1994	A	Duke		25,23	L	13-19
10-22-1994	A	Florida State		7,10	L	0-17
11-5-1994	A	North Carolina		19,12	W	28-17
9-9-1995	H	Florida State		1,1	L	26-45
9-23-1995	H	Virginia		11,14	L	3-22
10-5-1996	A	Florida State		2,2	L	3-34
10-19-1996	H	Georgia Tech		22,24	W	28-25
11-9-1996	A	Virginia		15,16	W	24-16
12-28-1996	N9	LSU		17,16	L	7-10
9-13-1997	A	NC State	19,21	NR,25	W	19-17
9-20-1997	H	Florida State	16,15	5,5	L	28-35
11-15-1997	H	North Carolina		8,9	L	10-17
1-2-1998	N9	Auburn		13,13	L	17-21
9-19-1998	A	Virginia		10,10	L	18-20
10-17-1998	A	Florida State		6,7	L	0-48
11-12-1998	H	Georgia Tech		22,23	L	21-24
9-11-1999	H	Virginia		22,19	W	33-14
9-23-1999	A	Virginia Tech		8,8	L	11-31
10-23-1999	H	Florida State		1,1	L	14-17
11-13-1999	A	Georgia Tech		13,14	L	42-45
12-31-1999	N9	Mississippi State		15,16	L	7-17
11-4-2000	A	Florida State	10,10	4,4	L	7-54
11-18-2000	H	South Carolina	16,14	25,NR	W	16-14
1-1-2001	N8	Virginia Tech	16,13	6,5	L	20-41
9-29-2001	A	Georgia Tech	NR,25	9,11	W	47-44
11-3-2001	H	Florida State	NR,24	14,14	L	27-41
11-10-2001	A	Maryland		13,11	L	20-37
11-17-2001	A	South Carolina		22,22	L	15-20
8-31-2002	A	Georgia		8,12	L	28-31
10-3-2002	A	Florida State		11,11	L	31-48
10-24-2002	H	NC State		12,9	L	6-38
11-16-2002	H	Maryland		19,19	L	12-30
8-30-2003	H	Georgia		11,9	L	0-30
10-11-2003	H	Virginia		25,24	W <sup>(OT)</sup>	30-27
11-8-2003	H	Florida State		3,3	W	26-10
1-2-2004	N9	Tennessee		6,7	W	27-14
9-25-2004	A	Florida State		8,11	L	22-41
10-7-2004	A	Virginia		10,9	L	10-30
11-6-2004	A	Miami (Fla.)		11,10	W <sup>(OT)</sup>	24-17
9-3-2005	H	Texas A&M		17,17	W	25-24
9-17-2005	H	Miami (Fla.)	20,23	13,13	L <sup>(3OT)</sup>	30-36
9-24-2005	H	Boston College		NR,25	L <sup>(OT)</sup>	13-16
11-12-2005	H	Florida State		17,16	W	35-14
11-19-2005	A	South Carolina		19,21	W	13-9
9-16-2006	A	Florida State		9,10	W	27-20
10-21-2006	H	Georgia Tech	12,12	13,13	W	31-7
9-3-2007	H	Florida State		19,21	W	24-18
10-6-2007	H	Virginia Tech	22,22	15,14	L	23-41
11-17-2007	H	Boston College	15,16	18,18	L	17-20
12-31-2007	N9	Auburn	15,16	22,21	L <sup>(OT)</sup>	20-23
8-30-2008	N12	Alabama	9,9	24,NR	L	10-34
10-9-2008	A	Wake Forest		21,21	L	7-12
11-8-2008	A	Florida State		24,24	L	27-41
9-10-2009	A	Georgia Tech		15,13	L	27-30
9-26-2009	H	TCU		15,14	L	10-14
10-24-2009	A	Miami (Fla.)		8,9	W <sup>(OT)</sup>	40-37
12-5-2009	N13	Georgia Tech	25,NR	12,12	L	34-39
9-18-2010	A	Auburn		16,15	L <sup>(OT)</sup>	24-27
10-2-2010	H	Miami (Fla.)		16,17	L	21-30
11-6-2010	H	NC State		23,25	W	14-13
11-27-2010	H	South Carolina		18,17	L	7-29
9-17-2011	H	Auburn		21,19	W	38-24
9-24-2011	H	Florida State	21,22	11,14	W	35-30
10-1-2011	A	Virginia Tech	13,15	11,10	W	23-3
11-26-2011	A	South Carolina	18,17	14,13	L	13-34
12-3-2011	N14	Virginia Tech	21,21	5,3	W	38-10
1-4-2012	N2	West Virginia	14,14	23,22	L	33-70
9-1-2012	N12	Auburn	14,14	NR,25	W	26-19
9-22-2012	A	Florida State	10,9	4,4	L	37-49
11-24-2012	H	South Carolina	12,9	13,12	L	17-27



# GAME RESULTS VS. RANKED OPPONENTS



PHIL MAFAH HAD A CAREER-HIGH 186 RUSHING YARDS IN CLEMSON'S WIN OVER NOTRE DAME IN 2023.

12-31-2012	N9	LSU	14,13	9,7	W	25-24
8-31-2013	H	Georgia	8,8	5,5	W	38-35
10-19-2013	H	Florida State	3,4	5,5	L	14-51
11-30-2013	A	South Carolina	6,4	10,9	L	17-31
1-3-2014	N2	Ohio State	12,11	7,6	W	40-35
8-30-2014	A	Georgia	16,16	12,12	L	21-45
9-20-2014	A	Florida State	22,24	1,1	L <sup>(OT)</sup>	17-23
11-15-2014	A	Georgia Tech	18,17	24,23	L	6-28
12-29-2014	N15	Oklahoma	18,18	NR,24	W	40-6
10-3-2015	H	Notre Dame	11,12	6,7	W	24-22
11-7-2015	H	Florida State	3,6	17,15	W	23-13
12-5-2015	N14	North Carolina	1,1	8,8	W	45-37
12-31-2015	N2	Oklahoma	1,1	4,3	W	37-17
1-11-2016	N16	Alabama	1,1	2,2	L	40-45
10-1-2016	H	Louisville	5,3	3,4	W	42-36
10-29-2016	A	Florida State	3,3	12,14	W	37-34
12-3-2016	N17	Virginia Tech	3,3	19,18	W	42-35
12-31-2016	N18	Ohio State	3,3	2,2	W	31-0
1-9-2017	N19	Alabama	3,3	1,1	W	35-31
9-9-2017	H	Auburn	3,3	13,13	W	14-6
9-16-2017	A	Louisville	3,2	14,14	W	47-21
9-30-2017	A	Virginia Tech	2,2	12,12	W	31-17
11-4-2017	A	NC State	6,5	20,20	W	38-31
11-25-2017	A	South Carolina	4,3	*24	W	34-10
12-2-2017	N14	Miami (Fla.)	1,1	7,7	W	38-3
1-1-2018	N5	Alabama	1,1	4,4	L	6-24
10-20-2018	H	NC State	3,3	16,15	W	41-7
11-10-2018	A	Boston College	2,2	17,14	W	27-7
12-29-2018	N20	Notre Dame	2,2	3,3	W	30-3
1-7-2019	N21	Alabama	2,2	1,1	W	44-16
9-7-2019	H	Texas A&M	1,1	12,11	W	24-10

12-7-2019	N14	Virginia	3,3	22,22	W	62-17
12-28-2019	N18	Ohio State	3,3	2,2	W	29-23
1-13-2020	N22	LSU	3,3	1,1	L	25-42
10-10-2020	H	Miami (Fla.)	1,1	7,7	W	42-17
11-7-2020	A	Notre Dame	1,1	4,4	L <sup>(2OT)</sup>	40-47
12-19-2020	N14	Notre Dame	4,3	2,2	W	34-10
1-1-2021	N5	Ohio State	2,2	3,3	L	28-49
9-4-2021	N23	Georgia	3,2	5,5	L	3-10
10-23-2021	A	Pittsburgh	NR,24	23,23	L	17-27
11-20-2021	H	Wake Forest		13,12	W	48-27
9-24-2022	A	Wake Forest	5,5	21,16	W <sup>(2OT)</sup>	51-45
10-1-2022	H	NC State	5,5	10,10	W	30-20
10-22-2022	H	Syracuse	5,5	14,14	W	27-21
12-3-2022	N14	North Carolina	10,11	24,22	W	39-10
12-30-2022	N2	Tennessee	10,11	6,6	L	14-31
9-23-2023	H	Florida State	NR,23	4,3	L <sup>(OT)</sup>	24-31
11-4-2023	H	Notre Dame		12,12	W	31-23
11-18-2023	H	North Carolina		22,20	W	31-20
Total						100-124-2

\* - CFP ranking; PB - not ranked by UPI due to probation; N1 - Dallas, Texas (Cotton Bowl); A2,N2 - Miami, Fla. or Miami Gardens, Fla. (Orange Bowl); N3 - Jacksonville, Fla.; N4 - Mobile, Ala.; N5 - New Orleans, La. (Sugar Bowl); N6 - Houston, Texas (Bluebonnet Bowl); N7 - Norfolk, Va. (Oyster Bowl); N8 - Jacksonville, Fla. (Gator Bowl); N9 - Atlanta, Ga. (Peach/Chick-fil-A Bowl); N10 - Orlando, Fla. (Citrus Bowl); N11 - Tampa, Fla. (Hall of Fame Bowl); N12 - Atlanta, Ga.; N13 - Tampa, Fla. (ACC Championship game); N14 - Charlotte, N.C. (ACC Championship Game); N15 - Orlando, Fla. (Russell Athletic Bowl); N16 - Glendale, Ariz. (CFP National Championship Game); N17 - Orlando, Fla. (ACC Championship Game); N18 - Glendale, Ariz. (Fiesta Bowl); N19 - Tampa, Fla. (CFP National Championship Game); N20 - Arlington, Texas (Cotton Bowl); N21 - Santa Clara, Calif. (CFP National Championship Game); N22 - New Orleans, La. (CFP National Championship Game); N23 - Charlotte, N.C.; Note: Clemson home games in **bold**.



# TOP-25 WINS

Date	Site	Opponent	AP,Coach	Score
1-1-1940	N1	Boston College	11,NP	6-3
11-13-1948	A	Wake Forest	19,NP	21-14
9-30-1950	A	Missouri	17,NP	34-0
10-28-1950	A	Wake Forest	17,NR	13-12
1-1-1951	N2	Miami (Fla.)	15,16	15-14
10-9-1954	N3	Florida	14,17	14-7
11-3-1956	H	Virginia Tech	16,NR	21-6
9-19-1959	A	North Carolina	12,NP	20-18
12-19-1959	N4	TCU	7,8	23-7
11-18-1967	H	NC State	10,10	14-6
10-9-1971	N5	Duke	14,15	3-0
9-17-1977	A	Georgia	17,19	7-6
11-18-1978	A	Maryland	11,11	28-24
12-30-1978	N6	Ohio State	20,NR	17-15
11-3-1979	H	Wake Forest	14,14	31-0
11-22-1980	H	South Carolina	14,15	27-6
9-19-1981	H	Georgia	4,4	13-3
11-7-1981	A	North Carolina	8,9	10-8
1-1-1982	N2	Nebraska	4,4	22-15
11-6-1982	H	North Carolina	18,13	16-13
11-13-1982	A	Maryland	18,16	24-22
11-5-1983	A	North Carolina	10,9	16-3
11-12-1983	H	Maryland	11,17	52-27
9-20-1986	A	Georgia	14,10	31-28
12-27-1986	N6	Stanford	20,17	27-21
9-19-1987	H	Georgia	18,17	21-20
1-1-1988	N7	Penn State	20,19	35-10
10-15-1988	H	Duke	22,24	49-17
11-19-1988	H	South Carolina	25,21	29-10
1-2-1989	N7	Oklahoma	10,11	13-6
9-9-1989	A	Florida State	16,16	34-23
10-21-1989	H	NC State	12,12	30-10
12-30-1989	N6	West Virginia	17,17	27-7
10-27-1990	H	North Carolina	NR,24	20-3
1-1-1991	N8	Illinois	16,17	30-0
9-28-1991	H	Georgia Tech	19,18	9-7
10-26-1991	H	NC State	12,12	29-19
10-10-1992	A	Virginia	10,10	29-28
11-7-1992	H	North Carolina	18,18	40-7
10-2-1993	H	NC State	24,23	20-14
11-13-1993	H	Virginia	18,16	23-14
11-5-1994	A	North Carolina	19,12	28-17
10-19-1996	H	Georgia Tech	22,24	28-25
11-9-1996	A	Virginia	15,16	24-16
9-13-1997	A	NC State	NR,25	19-17
9-11-1999	H	Virginia	22,19	33-14
11-18-2000	H	South Carolina	25,NR	16-14
9-29-2001	A	Georgia Tech	9,11	<sup>(OT)</sup> 47-44
10-11-2003	H	Virginia	25,24	<sup>(OT)</sup> 30-27
11-8-2003	H	Florida State	3,3	26-10
1-2-2004	N9	Tennessee	6,7	27-14
11-6-2004	A	Miami (Fla.)	11,10	<sup>(OT)</sup> 24-17
9-3-2005	H	Texas A&M	17,17	25-24
11-12-2005	H	Florida State	17,16	35-14
11-19-2005	A	South Carolina	19,21	13-9
9-16-2006	A	Florida State	9,10	27-20
10-21-2006	H	Georgia Tech	13,13	31-7
9-3-2007	H	Florida State	19,21	24-18
10-24-2009	A	Miami (Fla.)	8,9	<sup>(OT)</sup> 40-37
11-6-2010	H	NC State	23,25	14-13
9-17-2011	H	Auburn	21,19	38-24
9-24-2011	H	Florida State	11,14	35-30
10-1-2011	A	Virginia Tech	11,10	23-3
12-3-2011	N10	Virginia Tech	5,3	38-10
9-1-2012	N9	Auburn	NR,25	26-19
12-31-2012	N9	LSU	9,7	25-24
8-31-2013	H	Georgia	5,5	38-35
1-3-2014	N11	Ohio State	7,6	40-35

12-29-2014	N7	Oklahoma	NR,24	40-6
10-3-2015	H	Notre Dame	6,7	24-22
11-7-2015	H	Florida State	17,15	23-13
12-5-2015	N10	North Carolina	8,8	45-37
12-31-2015	N11	Oklahoma	4,3	37-17
10-1-2016	H	Louisville	3,4	42-36
10-29-2016	A	Florida State	12,14	37-34
12-2-2016	N7	Virginia Tech	19,18	42-35
12-31-2016	N12	Ohio State	2,2	31-0
1-9-2017	N8	Alabama	1,1	35-31
9-9-2017	H	Auburn	13,13	14-6
9-16-2017	A	Louisville	14,14	47-21
9-30-2017	A	Virginia Tech	12,12	31-17
11-4-2017	A	NC State	20,20	38-31
11-25-2017	A	South Carolina	*24	34-10
12-2-2017	N10	Miami (Fla.)	7,7	38-3
10-20-2018	H	NC State	16,15	41-7
11-10-2018	A	Boston College	17,14	27-7
12-29-2018	N13	Notre Dame	3,3	30-3
1-7-2019	N14	Alabama	1,1	44-16
9-7-2019	H	Texas A&M	12,11	24-10
12-7-2019	N10	Virginia	22,22	62-17
12-28-2019	N12	Ohio State	2,2	29-23
10-10-2020	H	Miami (Fla.)	7,7	42-17
12-19-2020	N10	Notre Dame	2,2	34-10
11-20-2021	H	Wake Forest	13,12	48-27
9-24-2022	A	Wake Forest	21,16	<sup>(OT)</sup> 51-45
10-1-2022	H	NC State	10,10	30-20
10-22-2022	H	Syracuse	14,14	27-21
12-3-2022	N10	North Carolina	24,22	39-10
11-4-2023	H	Notre Dame	12,12	31-23
11-18-2023	H	North Carolina	22,20	31-20

\* - CFP ranking; N1 - Dallas, Texas; N2 - Miami, Fla.; N3 - Jacksonville, Fla.; N4 - Houston, Texas; N5 - Norfolk, Va.; N6 - Jacksonville, Fla.; N7 - Orlando, Fla.; N8 - Tampa, Fla.; N9 - Atlanta, Ga.; N10 - Charlotte, N.C.; N11 - Miami Gardens, Fla.; N12 - Glendale, Ariz.; N13 - Arlington, Texas; N14 - Santa Clara, Calif.; Note: Clemson home games in **bold**.

## LARGEST TOP-25 WIN MARGINS

Year	Opponent	AP,USA	Score	Mar.	Coach
2019	Virginia	22,22	62-17	+45	Dabo Swinney
2017	Miami (Fla.)	7,7	38-3	+35	Dabo Swinney
1950	at Missouri	17,NP	34-0	+34	Frank Howard
2014	Oklahoma	NR,24	40-6	+34	Dabo Swinney
2018	NC State	16,15	41-7	+34	Dabo Swinney
1992	North Carolina	18,18	40-7	+33	Ken Hatfield
1988	Duke	22,24	49-17	+32	Danny Ford
1979	Wake Forest	14,14	31-0	+31	Danny Ford
2016	Ohio State	2,2	31-0	+31	Dabo Swinney
1990	Illinois	16,17	30-0	+30	Ken Hatfield
2022	North Carolina	24,22	39-10	+29	Dabo Swinney
2011	Virginia Tech	5,3	38-10	+28	Dabo Swinney
2018	Alabama	1,1	44-16	+28	Dabo Swinney
2018	Notre Dame	3,3	30-3	+27	Dabo Swinney
2017	Louisville	14,14	47-21	+26	Dabo Swinney
1983	Maryland	11,17	52-27	+25	Danny Ford
1987	Penn State	20,19	35-10	+25	Danny Ford
2020	Miami (Fla.)	7,7	42-17	+25	Dabo Swinney
2006	Georgia Tech	13,13	31-7	+24	Tommy Bowden
2017	South Carolina	*24	34-10	+24	Dabo Swinney
2020	Notre Dame	2,2	34-10	+24	Dabo Swinney
1980	South Carolina	14,15	27-6	+21	Danny Ford
2005	Florida State	17,16	35-14	+21	Tommy Bowden
2021	Wake Forest	13,12	48-27	+21	Dabo Swinney

\* - CFP ranking; Note: Clemson home games in **bold**.

## HIGHEST-RANKED WINS

Year	Opponent	Site	Opp. Rk	Score
2016	Alabama	N7	1,1	35-31
2018	Alabama	N10	1,1	44-16
2016	Ohio State	N8	2,2	31-0
2019	Ohio State	N8	2,2	29-23
2020	Notre Dame	N5	2,2	34-10
2003	Florida State	H	3,3	26-10
2018	Notre Dame	N	3,3	30-3
2016	Louisville	H	3,4	42-36
2015	Oklahoma	N6	4,3	37-17
2011	Virginia Tech	N5	5,3	38-10
1981	Georgia	H	4,4	13-3
1981	Nebraska	N1	4,4	22-15
2013	Georgia	H	5,5	38-35
2003	Tennessee	N2	6,7	27-14
2015	Notre Dame	H	6,7	24-22
2013	Ohio State	N6	7,6	40-35
2017	Miami (Fla.)	N5	7,7	38-3
2020	Miami (Fla.)	H	7,7	42-17
1959	TCU	N3	7,8	23-7
2015	North Carolina	N5	8,8	45-37
2012	LSU	N2	9,7	25-24
1981	North Carolina	A	8,9	10-8
2009	Miami (Fla.)	A	8,9	<sup>(OT)</sup> 40-37
2001	Georgia Tech	A	9,11	<sup>(OT)</sup> 47-44
2006	Florida State	A	9,10	27-20
1983	North Carolina	A	10,9	16-3
1967	NC State	H	10,10	14-6
1992	Virginia	A	10,10	29-28
2022	NC State	H	10,10	30-20
1988	Oklahoma	N4	10,11	13-6
2004	Miami (Fla.)	A	11,10	<sup>(OT)</sup> 24-17
2011	Virginia Tech	A	11,10	23-3
1986	Georgia	A	14,10	31-28

N1 - Miami, Fla.; N2 - Atlanta, Ga.; N3 - Houston, Texas; N4 - Orlando, Fla.; N5 - Charlotte, N.C.; N6 - Miami Gardens, Fla.; N7 - Tampa, Fla.; N8 - Glendale, Ariz.; N9 - Arlington, Texas; N10 - Santa Clara, Calif.; Note: Rankings by AP and coaches, respectively; Clemson home games in **bold**.

## RANKED WIN RECORDS

Top-25 Wins in a Season	6 (2017)
Top-20 Wins in a Season	5 (2016, 2017)
Top-10 Wins in a Season	3 (1981, 2015, 2016)
Top-5 Wins in a Season	3 (2016)
Wins Over Top-25 Teams in Consecutive Games	3 (2011, 2016)
Wins Over Top-10 Teams in Consecutive Games	2 (2015, 2016, 2018)
Wins Over Top-25 Teams in September	3 (2017)
Best-Ranked Win at Home	No. 3 Florida State in 2003, No. 3 Louisville in 2016
Best-Ranked Win on Road	No. 8 North Carolina in 1981; No. 8 Miami (Fla.) in 2009
Best-Ranked Win at Neutral Site	No. 1 Alabama, CFP National Championship Game, Tampa, Fla. in 2018 No. 1 Alabama, CFP National Championship Game, Santa Clara, Calif. in 2018
Largest Victory Margin Over a Top-25 Team	45 (62-17 vs. No. 22 Virginia in 2019)
Largest Victory Margin Over a Top-10 Team	35 (38-3 vs. No. 7 Miami (Fla.) in 2017)
Largest Victory Margin at Home vs. Top-25 Team	34 (41-7 vs. No. 15 NC State in 2018)
Largest Victory Margin on Road vs. Top-25 Team	34 (34-0 at No. 17 Missouri in 1950)
Largest Victory Margin in a Bowl Game Over a Top-25 Team	34 (40-6 vs. No. 25 Oklahoma in 2014 Russell Athletic Bowl)

T.J. PARKER AND THE TIGER DEFENSE THWARTED THE HIGH-POWERED NORTH CAROLINA OFFENSE IN CLEMSON'S WIN IN 2023.



# AGAINST ALL COMPETITION

Team	Home	Away	Neutral	Total
Alabama	0-2	0-7	5-5	5-14
<b>App State</b>	<b>5-0</b>			<b>5-0</b>
Army West Point		0-1		0-1
Auburn	7-10-1	5-20	3-4-1	15-34-2
Ball State	3-0			3-0
Baylor			0-1	0-1
Bingham	1-0			1-0
Boston College	10-3-1	10-6-1	1-0	21-9-2
California			0-1	0-1
Camp Hancock	0-1			0-1
Camp Sevier	1-0			1-0
Central Michigan	1-0			1-0
Centre	0-1	0-2		0-3
Charleston Southern	1-0			1-0
Charlotte	1-0			1-0
Charlotte "Y"		1-0		1-0
Chattanooga	1-0			1-0
Coastal Carolina	1-0			1-0
Colorado			1-1	1-1
Cumberland			0-0-1	0-0-1
Davidson	6-1-1	2-0-3	3-4	11-5-4
Duke	20-4-1	15-13	2-0	37-17-1
Duquesne	3-0	1-0		4-0
East Tennessee State	1-0			1-0
Elon	1-0			1-0
Erskine	7-1			7-1
Florida	0-2	1-4-1	2-3	3-9-1
Florida Atlantic	2-0			2-0
<b>Florida State</b>	<b>9-9</b>	<b>6-12</b>		<b>15-21</b>
Fordham		0-0-1		0-0-1
Furman	26-2	18-8-4		44-10-4
George Washington	0-1	2-0-1	1-0	3-1-1
<b>Georgia</b>	<b>10-9-2</b>	<b>7-27-1</b>	<b>1-7-1</b>	<b>18-43-4</b>
Georgia Pre-Flight			0-1	0-1
Georgia Southern	1-0			1-0
Georgia State	1-0			1-0

Georgia Tech	17-6	17-44-2	2-1	36-51-2
Gordon	4-0			4-0
Guilford	1-0			1-0
Illinois			1-0	1-0
Iowa State			1-0	1-0
Jacksonville N.A.S.		0-1		0-1
Kent State	1-0			1-0
Kentucky	1-1	2-6	3-1	6-8
Long Beach State	1-0			1-0
Louisiana Tech	3-0		1-0	4-0
<b>Louisville</b>	<b>4-0</b>	<b>4-0</b>		<b>8-0</b>
LSU			1-3	1-3
Marshall	0-1			0-1
Maryland	18-13	16-13-2		34-26-2
Maryville	1-0			1-0
Mercer	0-1	2-0	2-2	4-3
Miami (Fla.)	2-2	4-4	1-1	7-7
Middle Tennessee	2-0			2-0
Minnesota			0-1	0-1
Mississippi State	0-0-1	1-0	0-1	1-1-1
Missouri	1-0	1-1	1-0	3-1
Navy		1-0		1-0
<b>NC State</b>	<b>27-11</b>	<b>22-18</b>	<b>11-1-1</b>	<b>60-30-1</b>
Nebraska			1-1	1-1
Newberry	6-0			6-0
North Carolina	20-7	16-11-1	4-1	40-19-1
North Texas	1-0			1-0
Notre Dame	2-1	1-2	2-0	5-3
Oglethorpe	0-1			0-1
Ohio State			4-1	4-1
Oklahoma		0-2	3-0	3-2
Ole Miss		0-1	0-1	0-2
Pacific		0-1		0-1
Penn State			1-0	1-0
Pensacola N.A.S.	1-0			1-0
<b>Pittsburgh</b>	<b>1-1</b>	<b>0-1</b>	<b>1-1</b>	<b>2-3</b>
Port Royal	1-0			1-0

Presbyterian	32-3-4	1-0		33-3-4
Rhodes		1-0-1		1-0-1
Rice	1-0	3-3		4-3
Riverside	1-0			1-0
Samford	1-0	2-0		3-0
Sewanee			0-1	0-1
<b>South Carolina</b>	<b>19-11-1</b>	<b>54-32-3</b>		<b>73-43-4</b>
South Carolina State	5-0			5-0
South Florida			0-1	0-1
Southern California		0-1		0-1
<b>Stanford</b>			1-0	<b>1-0</b>
Syracuse	5-0	5-1	0-1	10-2
TCU	1-1	0-1	1-0	2-2
Temple	2-0		1-0	3-0
Tennessee	2-2-1	3-9-1	1-1	6-12-2
Texas A&M	2-1	1-2		3-3
Texas Tech			0-1	0-1
<b>The Citadel</b>	<b>15-1</b>	<b>13-1</b>	<b>5-3-1</b>	<b>33-5-1</b>
Troy	2-0			2-0
Tulane	1-1	3-5		4-6
UCF	1-0			1-0
UConn	1-0			1-0
ULM	1-0			1-0
UNLV	1-0			1-0
Utah State	1-0			1-0
UTEP	1-0			1-0
Vanderbilt		1-3		1-3
Villanova	1-1			1-1
<b>Virginia</b>	<b>21-3-1</b>	<b>17-5</b>	<b>2-0</b>	<b>40-8-1</b>
<b>Virginia Tech</b>	<b>9-6-1</b>	<b>10-4</b>	<b>4-2</b>	<b>23-12-1</b>
VMI	1-0		4-5-2	5-5-2
<b>Wake Forest</b>	<b>41-7</b>	<b>27-10-1</b>	<b>3-0</b>	<b>71-17-1</b>
West Virginia			1-1	1-1
Western Carolina	5-0			5-0
Wofford	9-0	4-3		13-3
<b>Totals</b>	<b>416-128-15</b>	<b>300-285-23</b>	<b>82-59-7</b>	<b>798-472-45</b>

Note: **Bold** denotes 2024 opponent.

# AGAINST ALL FBS CONFERENCES

## AMERICAN ATHLETIC CONFERENCE

Team	G	W	L	T	CU Pts	Opp. Pts
Army West Point	1	0	1	0	6	21
Charlotte	1	1	0	0	52	10
Florida Atlantic	2	2	0	0	102	20
Navy	1	1	0	0	15	7
North Texas	1	1	0	0	35	10
Rice	7	4	3	0	102	107
South Florida	1	0	1	0	26	31
Temple	3	3	0	0	137	23
Tulane	10	4	6	0	146	175
<b>Totals</b>	<b>27</b>	<b>16</b>	<b>11</b>	<b>0</b>	<b>621</b>	<b>404</b>

## ATLANTIC COAST CONFERENCE

Team	G	W	L	T	CU Pts	Opp. Pts
Boston College	32	21	9	2	821	514
California	1	0	1	0	13	37
Duke	55	37	17	1	1361	870
<b>Florida State</b>	<b>36</b>	<b>15</b>	<b>21</b>	<b>0</b>	<b>846</b>	<b>1061</b>
Georgia Tech	89	36	51	2	1738	1801
<b>Louisville</b>	<b>8</b>	<b>8</b>	<b>0</b>	<b>0</b>	<b>315</b>	<b>157</b>
Miami (Fla.)	14	7	7	0	341	273
<b>NC State</b>	<b>91</b>	<b>60</b>	<b>30</b>	<b>1</b>	<b>1867</b>	<b>1421</b>
North Carolina	60	40	19	1	1335	1064
<b>Pittsburgh</b>	<b>5</b>	<b>2</b>	<b>3</b>	<b>0</b>	<b>156</b>	<b>131</b>
<b>Stanford</b>	<b>1</b>	<b>1</b>	<b>0</b>	<b>0</b>	<b>27</b>	<b>21</b>
Syracuse	12	10	2	0	370	214
<b>Virginia</b>	<b>49</b>	<b>40</b>	<b>8</b>	<b>1</b>	<b>1344</b>	<b>722</b>
<b>Virginia Tech</b>	<b>36</b>	<b>23</b>	<b>12</b>	<b>1</b>	<b>715</b>	<b>537</b>
<b>Wake Forest</b>	<b>89</b>	<b>71</b>	<b>17</b>	<b>1</b>	<b>2372</b>	<b>1229</b>
<b>Totals</b>	<b>578</b>	<b>371</b>	<b>197</b>	<b>10</b>	<b>13,621</b>	<b>10,052</b>

## BIG TEN CONFERENCE

Team	G	W	L	T	CU Pts	Opp. Pts
Illinois	1	1	0	0	30	0
Maryland	62	34	26	2	1300	1126
Minnesota	1	0	1	0	13	20
Nebraska	2	1	1	0	43	41

Ohio State	5	4	1	0	145	122
Penn State	1	1	0	0	35	10
Southern California	1	0	1	0	0	30
<b>Totals</b>	<b>73</b>	<b>41</b>	<b>30</b>	<b>2</b>	<b>1566</b>	<b>1349</b>

## BIG 12 CONFERENCE

Team	G	W	L	T	CU Pts	Opp. Pts
Baylor	1	0	1	0	18	24
Colorado	2	1	1	0	40	37
Iowa State	1	1	0	0	20	13
TCU	4	2	2	0	46	35
Texas Tech	1	0	1	0	15	55
UCF	1	1	0	0	21	13
West Virginia	2	1	1	0	60	77
<b>Totals</b>	<b>12</b>	<b>6</b>	<b>6</b>	<b>0</b>	<b>220</b>	<b>254</b>

## CONFERENCE USA

Team	G	W	L	T	CU Pts	Opp. Pts
Louisiana Tech	4	4	0	0	181	57
Middle Tennessee	2	2	0	0	74	28
UTEP	1	1	0	0	39	7
<b>Totals</b>	<b>7</b>	<b>7</b>	<b>0</b>	<b>0</b>	<b>294</b>	<b>92</b>

## MID-AMERICAN CONFERENCE

Team	G	W	L	T	CU Pts	Opp. Pts
Ball State	3	3	0	0	106	44
Central Michigan	1	1	0	0	70	14
Kent State	1	1	0	0	56	3
<b>Totals</b>	<b>5</b>	<b>5</b>	<b>0</b>	<b>0</b>	<b>232</b>	<b>61</b>

## MOUNTAIN WEST CONFERENCE

Team	G	W	L	T	CU Pts	Opp. Pts
UNLV	1	1	0	0	24	14
Utah State	1	1	0	0	35	6
<b>Totals</b>	<b>2</b>	<b>2</b>	<b>0</b>	<b>0</b>	<b>59</b>	<b>20</b>

## SOUTHEASTERN CONFERENCE

Team	G	W	L	T	CU Pts	Opp. Pts
Alabama	19	5	14	0	257	506
Auburn	51	15	34	2	534	1000
Florida	13	3	9	1	161	313
<b>Georgia</b>	<b>65</b>	<b>18</b>	<b>43</b>	<b>4</b>	<b>772</b>	<b>1244</b>
Kentucky	14	6	8	0	201	241
LSU	4	1	3	0	57	83
Mississippi State	3	1	1	1	35	31
Missouri	4	3	1	0	144	70
Oklahoma	5	3	2	0	107	112
Ole Miss	2	0	2	0	7	39
<b>South Carolina</b>	<b>120</b>	<b>73</b>	<b>43</b>	<b>4</b>	<b>2478</b>	<b>1690</b>
Tennessee	20	6	12	2	168	300
Texas A&M	6	3	3	0	98	141
Vanderbilt	4	1	3	0	32	111
<b>Totals</b>	<b>330</b>	<b>138</b>	<b>178</b>	<b>14</b>	<b>5051</b>	<b>5881</b>

## SUN BELT CONFERENCE

Team	G	W	L	T	CU Pts	Opp. Pts
<b>App State</b>	<b>5</b>	<b>5</b>	<b>0</b>	<b>0</b>	<b>186</b>	<b>29</b>
Coastal Carolina	1	1	0	0	49	3
Georgia Southern	1	1	0	0	38	7
Georgia State	1	1	0	0	28	0
Marshall	1	0	1	0	10	13
Troy	2	2	0	0	73	43
ULM	1	1	0	0	49	26
<b>Totals</b>	<b>12</b>	<b>11</b>	<b>1</b>	<b>0</b>	<b>433</b>	<b>121</b>

## INDEPENDENT PROGRAMS

Team	G	W	L	T	CU Pts	Opp. Pts
Notre Dame	8	5	3	0	206	171
UConn	1	1	0	0	44	7
<b>Totals</b>	<b>9</b>	<b>6</b>	<b>3</b>	<b>0</b>	<b>250</b>	<b>178</b>

Note: **Bold** denotes 2024 opponent; records include results from all games, not just games as a part of their current conference affiliation.

# GAME RESULTS VS. 2024 OPPONENTS

## APP STATE (5-0)

Year	CU	ASU	Rank	Site	W-L	CU	ASU
1984	0-0	0-0	4/-	H	W	40	7
1990	2-1	1-1	17/-	H	W	48	0
1991	0-0	1-0	8/-	H	W	34	0
1997	0-0	0-0	18/-	H	W	23	12
2015	1-0	1-0	12/-	H	W	41	10
Totals						186	29

## THE CITADEL (33-5-1)

Year	CU	CIT	Rank	Site	W-L	CU	CIT
1909	5-2	4-0-2		A	W	17	0
1910	2-1	0-0		A	W	32	0
1911	2-2	2-1		A	W	18	0
1912	2-1	2-2		H	W	52	14
1913	2-3	3-1-2		A	W	7	3
1914	2-2-1	1-2		A	W	14	0
1916	2-4	4-1-1		N1	L	0	3
1917	4-1	3-1		N1	W	20	0
1918	2-2	0-0		N2	W	7	0
1919	5-2	3-3		N1	W	33	0
1920	3-4-1	2-4		N1	W	26	0
1921	1-4-1	3-2-1		N1	T	7	7
1922	3-2	1-3		A	W	18	0
1924	2-4	3-4		N3	L	0	20
1925	0-6	4-3		A	W	6	0
1926	2-5	5-2		H	L	6	15
1927	4-1-1	1-4		A	W	13	0
1928	8-2	5-3-1		A	L	7	12
1929	6-3	4-3-1		H	W	13	0
1930	2-0	2-0		N4	W	13	7
1931	1-1-1	1-1-1		N4	L	0	6
1932	2-3-1	3-2		A	W	18	6
1933	2-5-2	2-4-1		H	W	7	0
1935	5-2	2-2-1		A	W	6	0
1936	4-3	3-4		A	W	20	0
1948	9-0	2-6	10/-	A	W	20	0
1953	2-4-1	1-6		A	W	34	13
1954	4-5	2-6		H	W	59	0
1970	0-0	0-0		H	W	24	0
1972	0-0	0-0		H	W	13	0
1973	0-0	0-0		H	W	14	12
1976	0-0	0-0		H	W	10	7
1978	0-0	1-0		H	W	58	3
1986	2-1	2-2		H	W	24	0
2000	0-0	0-0	17/-	H	W	38	0
2008	0-1	1-0		H	W	45	17
2013	9-1	5-6	7/-	H	W	52	6
2017	9-1	5-5	4/-	H	W	61	3
2020	1-0	0-1	1/-	H	W	49	0
Totals						861	154

N1 - Orangeburg, S.C.; N2 - Columbia, S.C.; N3 - Anderson, S.C.;  
N4 - Florence, S.C.

## FLORIDA STATE (15-21)

Year	CU	FSU	Rank	Site	W-L	CU	FSU
1970	3-5	4-3		A	L	13	38
1975	1-6	1-6		H	L	7	43
1976	1-4-2	2-5		A	W	15	12
1988	2-0	1-1	3/10	H	L	21	24
1989	1-0	0-1	10/16	A	W	34	23
1992	1-0	1-0	15/5	H	L	20	24
1993	1-0	2-0	21/1	A	L	0	57
1994	2-4	4-1	-/7	A	L	0	17
1995	1-0	1-0	-/1	H	L	26	45
1996	2-2	3-0	-/2	A	L	3	34
1997	2-0	2-0	16/5	H	L	28	35
1998	2-4	5-1	-/16	A	L	0	48
1999	3-3	7-0	-/1	H	L	14	17
2000	8-1	8-1	10/4	A	L	7	54
2001	5-2	5-2	-/14	H	L	27	41
2002	3-1	4-1	-/11	A	L	31	48
2003	5-4	8-1	-/3	H	W	26	10
2004	1-2	1-1	-/8	A	L	22	41
2005	5-4	7-2	-/17	H	W	35	14
2006	1-1	2-0	-/9	A	W	27	20
2007	0-0	0-0	-/19	H	W	24	18
2008	4-4	6-2	-/24	A	L	27	41
2009	5-3	4-4		H	W	40	24
2010	5-4	6-3		A	L	13	16
2011	3-0	2-1	21/11	H	W	35	30
2012	3-0	3-0	10/4	A	L	37	49
2013	6-0	5-0	3/5	H	L	14	51
2014	1-1	2-0	22/1	A	L <sup>(on)</sup>	17	23
2015	8-0	7-1	1/16	H	W	23	13
2016	7-0	5-2	3/12	A	W	37	34
2017	8-1	3-5	4/-	H	W	31	14
2018	7-0	4-3	2/-	A	W	59	10
2019	5-0	3-2	2/-	H	W	45	14

2021	4-3	3-4		H	W	30	20
2022	6-0	4-2	4/-	A	W	34	28
2023	2-1	3-0	-/4	H	L <sup>(on)</sup>	24	31
Totals						846	1061

## GEORGIA (18-43-4)

Year	CU	UGA	Rank	Site	W-L	CU	UGA
1897	0-0	0-0		A	L	0	24
1898	0-0	0-0		A	L	8	20
1899	0-0	0-0		A	L	0	11
1900	3-0	2-1		A	W	39	5
1901	1-0-1	1-2		A	W	29	5
1902	3-1	2-0-1		H	W	36	0
1903	0-0	0-0		A	W	29	0
1904	1-1	1-0		H	W	10	0
1905	0-0-1	0-0		A	W	35	0
1906	0-0-1	0-1		H	W	6	0
1907	3-2	2-2-1		N1	L	0	8
1908	1-3	3-1		N1	L	0	8
1909	4-2	1-1-2		N1	W	5	0
1910	4-2	5-1		N1	T	0	0
1911	3-2	5-1		N1	L	0	22
1912	3-2	4-1		N1	L	6	27
1913	2-2	4-1		N1	L	15	18
1914	3-2-1	3-3		A	W	35	13
1915	2-3-2	4-2-2		A	L	0	13
1916	1-0	1-0		N2	L	0	26
1919	6-2-1	4-2-2		A	T	0	0
1920	4-5-1	7-0-1		A	L	0	55
1921	1-5-2	6-1-1		A	L	0	28
1927	5-1-1	6-0		A	L	0	32
1932	3-3-1	1-3-1		H	L	18	32
1937	1-2	2-0		A	L	0	14
1944	4-4	6-2		A	L	7	21
1945	1-0	1-0		A	L	0	20
1946	1-0	0-0		A	L	12	35
1947	1-4	3-3		A	L	6	21
1954	1-0	1-0		A	L	7	14
1955	2-0	1-1		H	W	26	7
1962	2-1	1-1-1		H	L	16	24
1963	0-3	2-1-1		H	T	7	7
1964	1-2	1-1-1		A	L	7	19
1965	2-1	3-0	-/4	A	L	9	23
1967	1-0	1-0	-/5	H	L	17	24
1968	0-0-1	0-0-1		A	L	13	31
1969	1-0	1-0	-/7	H	L	0	30
1970	2-0	0-1		A	L	0	38
1971	0-1	2-0	-/14	H	L	0	28
1973	1-0	0-0-1		A	L	14	31
1974	1-2	2-1		H	W	28	24
1975	0-3	2-1		A	L	7	35
1976	1-0	1-0	-/9	H	L	0	41
1977	0-1	1-0	-/17	A	W	7	6
1978	1-0	1-0	8/-	A	L	0	12
1979	1-1	0-1		H	W	12	7
1980	1-0	2-0	-/10	A	L	16	20
1981	2-0	2-0	-/4	H	W	13	3
1982	0-0	0-0	11/7	A	L	7	13
1983	1-1	1-0	-/11	H	T	16	16
1984	2-0	2-0	2/20	A	L	23	26
1985	1-0	1-1		H	L	13	20
1986	0-1	1-0	-/14	A	W	31	28
1987	2-0	2-0	8/18	H	W	21	20
1990	4-1	3-1	16/-	H	W	34	3
1991	3-0	3-1	6/-	A	L	12	27
1994	2-2	3-2		A	L	14	40
1995	3-2	2-3		H	L	17	19
2002	0-0	0-0	-/8	A	L	28	31
2003	0-0	0-0	-/11	H	L	0	30
2013	0-0	0-0	8/5	H	W	38	35
2014	0-0	0-0	16/12	A	L	21	45
2021	0-0	0-0	3/5	N3	L	3	10
Totals						773	1245

N1 - Augusta, Ga.; N2 - Anderson, S.C.; N3 - Charlotte, N.C.

## LOUISVILLE (8-0)

Year	CU	LOU	Rank	Site	W-L	CU	LOU
2014	3-2	5-1		H	W	23	17
2015	2-0	0-2	11/-	A	W	20	17
2016	4-0	4-0	5/3	H	W	42	36
2017	2-0	2-0	3/14	A	W	47	21
2018	8-0	2-6	2/-	H	W	77	16
2019	6-0	4-2	3/-	A	W	45	10
2021	5-3	4-4		A	W	30	24
2022	8-1	6-3	12/-	H	W	31	16
Totals						315	157

## NC STATE (60-30-1)

Year	CU	NCS	Rank	Site	W-L	CU	NCS
1899	2-2	1-1-2		N1	W	24	0
1902	0-0	0-0		H	W	11	5
1903	2-0	2-2		N2	W	24	0
1904	3-2-1	2-1-2		A	L	0	18
1906	1-0-1	3-0-3		N2	T	0	0
1926	1-2	1-1		H	W	7	3
1927	1-0-1	1-1		A	L	6	18
1928	3-0	1-1		N3	W	7	0
1929	3-0	0-1		N3	W	26	0
1930	3-0	1-2		N4	W	27	0
1931	0-1-1	1-1		N4	W	6	0
1932	1-1	2-0		A	L	0	13
1933	0-1-1	1-1		H	W	9	0
1934	2-3	2-2-1		A	W	12	6
1939	1-1	1-1		N4	W	25	6
1940	2-0	2-0		N4	W	26	7
1941	2-0	1-0-1		N4	W	27	6
1942	1-0-1	1-0-1		N4	L	6	7
1943	0-1	1-0		N4	W	19	7
1944	1-1	2-0		N4	W	13	7
1945	1-1	1-1		A	W	13	0
1946	1-1	1-0		H	L	7	14
1947	1-2	1-1		A	L	0	18
1948	1-0	0-0-1		H	W	6	0
1949	1-1	0-1		A	W	7	6
1950	2-0	1-1	18/-	H	W	27	0
1951	2-0	1-2	18/-	A	W	6	0
1956	1-0-1	1-1		A	W	13	7
1957	1-1	2-0	-/13	H	L	7	13
1958	5-2	2-5-1		A	W	13	6
1959	2-1	1-1		H	W	23	0
1961	4-5	4-5		H	W	20	0
1962	0-1	1-0		A	W	7	0
1963	0-2	2-0		H	L	3	7
1964	1-0	1-0		A	L	0	9
1965	0-0	0-0		H	W	21	7
1966	5-3	4-5		A	L	14	23
1967	4-4	8-1	-/10	H	W	14	6
1968	1-4-1	5-2		A	W	24	19
1971	4-5	2-8		H	L	23	31
1972	3-6	6-3-1		A	L	17	42
1973	3-3	4-2		H	L	6	29
1974	0-1	2-0	-/15	A	L	10	31
1975	1-5	4-3		H	L	7	45
1976	1-3-2	2-4-1		A	L	21	38
1977	5-1	5-2	20/-	H	W	7	3
1978	5-1	5-1	20/-	A	W	33	10
1979	5-1	5-2		H	L	13	16
1980	4-2	3-3		A	L	20	24
1981	6-0	4-2	4/-	H	W	17	7
1982	4-1-1	4-2	18/-	A	W	38	29
1983	4-1-1	2-4		H	W	27	17
1984	4-2	3-4		A	W	35	34
1985	3-3	1-6		H	W	39	10
1986	5-1	4-1-1	16/20	A	L	3	27
1987	6-0	2-4	7/-	H	L	28	30
1988	5-1	5-1	9/-	A	L	3	10
1989	5-2	6-0	-/12	H	W	30	10
1990	5-2	4-3	22/-	A	W	24	17
1991	3-1-1	6-0	19/12	H	W	29	19
1992	4-2	5-2-1	18/23	A	L	6	20
1993	2-1	2-1	-/24	H	W	20	14
1994	1-0	1-0	22/-	H	L	12	29
1995	2-2	1-3		A	W	43	22
1996	6-3	2-6		H	W	40	17
1997	1-0	2-0	19/-	A	W	19	17
1998	2-6	4-3		H	L	39	46
1999	2-2	3-2		A	L	31	35
2000	5-0	4-0	5/-	H	W	34	27
2001	3-1	3-1	16/-	A	W	45	37
2002	4-3	8-0	-/12	H	L	6	38
2003	4-2	4-3		A	L	15	17
2004	3-4	4-3		H	W	26	20
2005	2-3	2-2		A	W	31	10
2006	7-3	3-6		H	W	20	14
2007	3-0	1-2	15/-	A	W	42	20
2008	1-1	1-1		H	W	27	9
2009	6-3	4-5	24/-	A	W	43	23
2010	4-4	6-2	-/23	H	W	14	13
2011	9-1	5-5	7/-	A	L	13	37
2012	9-1	6-4	11/-	H	W	62	48
2013	2-0	2-0	3/-	A	W	26	14
2014	2-2	4-1		H	W	41	0
2015	7-0	5-3	3/-	A	W	56	41
2016	6-0	4-1	3/-	H	W <sup>(OT)</sup>	24	17
2017	7-1	6-2	6/20	A	W	38	31
2018	6-0	5-0	3/16	H	W	41	7



# GAME RESULTS VS. 2024 OPPONENTS

2019	9-0	4-4	4/-	A	W	55	10
2021	2-1	2-1	9/-	A	L <sup>(20T)</sup>	21	27
2022	4-0	4-0	5/10	H	W	30	20
2023	4-3	4-3		A	L	17	24

Totals 1867 1421

N1 - Rock Hill, S.C.; N2 - Columbia, S.C.; N3 - Florence, S.C.;

N4 - Charlotte, N.C.

## PITTSBURGH (2-3)

Year	CU	PIT	Rank	Site	W-L	CU	PIT
1977	8-2-1	8-2-1	11/10	N1	L	3	34
2016	9-0	5-4	3/-	H	L	42	43
2018	12-0	7-5	2/-	N2	W	42	10
2020	7-1	5-4	4/-	H	W	52	17
2021	4-2	5-1	-/23	A	L	17	27

Totals 156 131

N1 - Jacksonville, Fla.; N2 - Charlotte, N.C.

## SOUTH CAROLINA (73-43-4)

Year	CU	USC	Rank	Site	W-L	CU	USC
1896	1-0	0-0		A	L	6	12
1897	1-2	0-1		A	W	18	6
1898	1-1	1-0		A	W	24	0
1899	1-2	1-0		A	W	34	0
1900	2-0	1-1		A	W	51	0
1902	3-0	3-0		A	L	6	12
1909	3-2	1-3		A	W	6	0
1910	3-2	4-0		A	W	24	0
1911	1-2	1-1-1		A	W	27	0
1912	3-1	2-2		A	L	7	22
1913	1-2	1-2		A	W	32	0
1914	1-2-1	1-4-1		A	W	29	6
1915	2-1-1	3-0		A	T	0	0
1916	1-3	2-3		A	W	27	0
1917	2-1	1-1		A	W	21	13
1918	1-1	0-0		A	W	39	0
1919	3-2	1-3		A	W	19	6
1920	3-2-1	2-2		A	L	0	3
1921	1-2-1	3-0-1		A	L	0	21
1922	2-1	3-1		A	W	3	0
1923	1-1-1	2-2		A	W	7	6
1924	2-1	3-1		A	L	0	3
1925	0-3	3-1		A	L	0	33
1926	2-2	3-1		A	L	0	24
1927	2-1-1	3-1		A	W	20	0
1928	5-0	5-0		A	W	32	0
1929	5-0	3-1		A	W	21	14
1930	5-0	3-1		A	W	20	7
1931	1-2-1	1-2		A	L	0	21
1932	2-2	3-1		A	L	0	14
1933	1-1-2	1-2		A	L	0	7
1934	1-3	3-1		A	W	19	0
1935	3-1	2-3		A	W	44	0
1936	2-3	3-2		A	W	19	0
1937	1-3	2-2-1		A	W	34	6
1938	2-1-1	3-2		A	W	34	12
1939	2-1	1-3		A	W	27	0
1940	4-0	0-2	13/-	A	W	21	13
1941	4-0	1-1-1	14/-	A	L	14	18
1942	1-2-1	0-2-1		A	W	18	6
1943	1-2	2-1		A	L	6	33
1944	2-1	1-1-1		A	W	20	13
1945	3-1	2-2		A	T	0	0
1946	1-3	2-1		A	L	14	26
1947	1-3	2-2		A	L	19	21
1948	3-0	2-1	14/-	A	W	13	7
1949	2-1-1	0-3		A	L	13	27
1950	3-0	2-1	12/-	A	T	14	14
1951	3-1	2-2		A	L	0	20
1952	1-3	2-2		A	L	0	6
1953	1-2-1	3-1		A	L	7	14
1954	2-2	2-1		A	L	8	13
1955	3-1	2-2		A	W	28	14
1956	3-0-1	4-1	20/-	A	W	7	0
1957	2-2	3-1		A	W	13	0
1958	4-0	2-2	10/-	A	L	6	26
1959	3-1	3-1	17/-	A	W	27	0
1960	4-3	1-5		H	W	12	2
1961	3-4	2-5		A	L	14	21
1962	5-4	4-4-1		H	W	20	17
1963	4-4-1	1-7-1		A	W	24	20
1964	3-6	2-5-2		H	L	3	7
1965	5-4	4-5		A	L	16	17
1966	5-4	1-8		H	W	35	10
1967	5-4	5-4		A	W	23	12
1968	4-4-1	3-6		H	L	3	7
1969	4-5	6-3		A	L	13	27
1970	3-7	3-6-1		H	L	32	38
1971	4-6	6-4		A	W	17	7

1972	3-7	4-6		H	W	7	6
1973	5-5	6-4		A	L	20	32
1974	6-4	4-6		H	W	39	21
1975	2-8	6-4		A	L	20	56
1976	2-6-2	6-4		H	W	28	9
1977	7-2-1	5-5	15/-	A	W	31	27
1978	9-1	5-4-1	10/-	H	W	41	23
1979	8-2	7-3	13/19	A	L	9	13
1980	5-5	8-2	-/14	H	W	27	6
1981	10-0	6-4	2/-	A	W	29	13
1982	7-1-1	4-6	10/-	H	W	24	6
1983	8-1-1	5-5	13/-	A	W	22	13
1984	7-3	9-1	-/9	H	L	21	22
1985	5-5	5-5		A	W	24	17
1986	7-2-1	3-6-1	19/-	H	T	21	21
1987	9-1	7-2	8/12	A	L	7	20
1988	8-2	8-2	15/25	H	W	29	10
1989	8-2	6-3-1	15/-	A	W	45	0
1990	8-2	5-4	17/-	H	W	24	15
1991	7-1-1	3-5-2	14/-	A	W	41	24
1992	5-5	4-6		H	L	13	24
1993	7-3	4-6	24/-	A	W	16	13
1994	5-5	5-5		H	L	7	33
1995	7-3	4-5-1	24/-	A	W	38	17
1996	7-3	5-5	22/-	H	L	31	34
1997	6-4	5-5		A	W	47	21
1998	2-8	1-9		H	W	28	19
1999	5-5	0-10		A	W	31	21
2000	8-2	7-3	16/25	H	W	16	14
2001	5-4	7-3	-/22	A	L	15	20
2002	6-5	5-6		H	W	27	20
2003	7-4	5-6		A	W	63	17
2004	5-5	6-4		H	W	29	7
2005	6-4	7-3	-/19	A	W	13	9
2006	8-3	6-5	24/-	H	L	28	31
2007	8-3	6-5	21/-	A	W	23	21
2008	6-5	7-4		H	W	31	14
2009	8-3	6-5	15/-	A	L	17	34
2010	6-5	8-3	-/18	H	L	7	29
2011	9-2	9-2	18/14	A	L	13	34
2012	10-1	9-2	12/13	H	L	17	27
2013	10-1	9-2	6/10	A	L	17	31
2014	8-3	6-5	23/-	H	W	35	17
2015	11-0	3-8	1/-	A	W	37	32
2016	10-1	6-5	4/-	H	W	56	7
2017	10-1	8-3	4/24 <sup>(CFP)</sup>	A	W	34	10
2018	11-0	6-4	2/-	H	W	56	35
2019	11-0	4-7	3/-	A	W	38	3
2021	8-3	6-5		A	W	30	0
2022	10-1	7-4	7/-	H	L	30	31
2023	7-4	5-6		A	W	16	7

Totals 2478 1690

## STANFORD (1-0)

Year	CU	STA	Rank	Site	W-L	CU	STA
1986	7-2-2	8-3	-/20	N1	W	27	21
Totals						27	21

N1 - Jacksonville, Fla.

## VIRGINIA (40-8-1)

Year	CU	UVA	Rank	Site	W-L	CU	UVA
1955	1-0	0-0		A	W	20	7
1956	5-1-2	3-6		H	W	7	0
1957	1-2	1-1-1		A	W	20	6
1958	0-0	0-0	18/-	H	W	20	15
1959	1-0	0-1	5/-	A	W	47	0
1960	2-0	0-2	8/-	H	W	21	7
1963	0-4-1	1-3-1		A	W	35	0
1964	2-4	3-3		H	W	29	7
1965	1-0	0-1		A	W	20	14
1966	0-0	1-0		H	W	40	35
1969	0-0	0-0		A	W	21	14
1970	1-0	1-0		H	W	27	17
1971	1-3	1-4		N1	W	32	15
1972	1-4	3-3		H	W	37	21
1973	1-3	1-3-1		H	W	32	27
1974	5-4	4-5		H	W	28	9
1977	3-1	0-4		H	W	31	0
1978	3-1	1-4		A	W	30	14
1979	2-1	3-1		H	W	17	7
1980	3-1	2-2		A	W	27	24
1981	4-0	0-4	9/-	H	W	27	0
1982	2-1-1	0-4		A	W	48	0
1983	2-1-1	4-1		H	W	42	21
1984	1-0	0-0	3/-	A	W	55	0
1985	1-3	3-1		H	W	27	24
1986	3-1	2-3	20/-	A	W	31	17
1987	4-0	3-2	8/-	H	W	38	21
1988	3-1	2-2	11/-	A	W	10	7

1989	4-1	4-1	15/-	H	W	34	20
1990	1-0	1-0	9/14	A	L	7	20
1991	3-1	3-2	18/-	H	T	20	20
1992	2-2	5-0	25/10	A	W	29	28
1993	6-3	7-2	-/18	H	W	23	14
1994	1-1	1-1		A	L	6	9
1995	2-1	3-1	-/11	H	L	3	22
1996	5-3	6-2	-/15	A	W	24	16
1997	3-2	2-2		H	L	7	21
1998	1-1	2-0	-/10	A	L	18	20
1999	0-1	1-0	-/19	H	W	33	14
2000	3-0	2-1	11/-	A	W	31	10
2001	2-0	1-1	19/-	H	L	24	26
2002	3-2	4-2		A	L	17	22
2003	3-2	4-1	-/25	H	W <sup>(OT)</sup>	30	27
2004	1-3	4-0	-/10	A	L	10	30
2008	5-5	5-5		A	W	13	3
2009	7-3	3-7	18/-	H	W	34	21
2013	7-1	2-6	9/-	A	W	59	10
2019	12-0	9-3	3/22	N2	W	62	17
2020	2-0	1-0	1/-	H	W	41	23

Totals 1344 722

N1 - Richmond, Va.; N2 - Charlotte, N.C.

## VIRGINIA TECH (23-12-1)

Year	CU	VAT	Rank	Site	W-L	CU	VAT
1900	4-0	3-1-1		N1	W	12	5
1901	2-0-1	3-1		N2	L	11	17
1906	0-0	2-0		H	T	0	0
1908	1-0	1-0		H	L	0	6
1909	1-0	0-0		A	L	0	6
1923	2-1-1	3-2		A	L	6	25
1924	2-2	3-0-2		H	L	6	50
1935	1-0	1-0		A	W	28	7
1936	1-0	1-0		H	W	20	0
1945	3-2-1	1-4		H	W	35	0
1946	1-4	1-2-2		A	W	14	7
1954	1-1	2-0		H	L	7	18
1955	5-1	4-2-1		N3	W	21	16
1956	4-0-1	6-1	13/15	H	W	21	6
1960	1-0	1-1	7/-	H	W	13	7
1977	2-1	0-2		A	W	31	13
1978	2-1	2-2		H	W	38	7
1979	3-1	3-2		A	W	21	0
1980	2-1	4-0		H	W	13	10
1984	6-2	7-2		H	W	17	10
1985	0-0	0-2		A	W	20	17
1986	0-0	0-1		H	L	14	20
1987	1-0	0-0	10/-	A	W	22	10
1988	0-0	0-0	4/-	H	W	40	7
1989	2-0	1-0-1	7/-	A	W	27	7
1998	1-0	1-0		H	L	0	37
1999	1-1	2-0	-/8	A	L	11	31
2000	9-2	10-1	16/6	N4	L	20	41
2006	7-1	5-2	10/-	A	L	7	24
2007	4-1	4-1	22/15	H	L	23	41
2011	4-0	4-0	13/11	A	W	23	3
	9-3	11-1	21/5	N1	W	38	10
2012	5-1	4-3	14/-	H	W	38	17
2016	11-1	9-3	3/-	N5	W	42	35
2017	4-0	4-0	2/12	A	W	31	17
2020	8-1	4-5	4/-	A	W	45	10
Totals						715	537
N1 - Charlotte, N.C.; N2 - Columbia, S.C.; N3 - Roanoke, Va.; N4 - Jacksonville, Fla.; N5 - Orlando, Fla.							
WAKE FOREST (71-17-1)							
Year	CU	WFU	Rank	Site	W-L	CU	WFU
1933	1-3-2	0-2-1		N1	W	13	0
1935	2-0	0-3		H	W	13	7
1936	2-2	2-1		A	L	0	6
1937	2-3	1-3		H	W	32	0
1938	3-1-1	3-3		A	W	7	0
1939	5-1	6-2		H	W	20	7
1940	3-0	3-0		H	W	39	0
1941	5-1	4-3-1		H	W	29	0
1942	2-2-1	2-2-1		A	L	6	19
1943	1-3	2-3		H	L	12	41
1944	3-2	6-0	-/17	A	L	7	13
1945	6-2-1	2-4-1	16/-	H	L	6	13
1946	1-2	2-0		A	L	7	19
1947	1-1	1-0		H	L	14	16
1948	6-0	5-2	10/19	A	W	21	14
1949	2-2-1	2-4		H	L	21	35
1950	3-0-1	4-0-1	16/17	A	W	13	12
1951	3-2	5-1		H	W	21	6
1953	1-3-1	2-3-1		H	W	18	0
1954	2-3	2-2-1		N1	W	32	20
1955	4-1	3-2-1		H	W	19	13

# GAME RESULTS VS. 2024 OPPONENTS



JUSTIN MILLER AND THE  
TIGERS DEFEATED WAKE  
FOREST 37-30 IN TWO  
OVERTIMES IN 2004.

1956	2-0-1	1-2	A	W	17	0
1957	5-3	0-8	H	W	13	6

1958	4-1	3-3	19/-	H	W	14	12
1959	6-2	5-2	19/-	H	W	33	31
1960	0-0	0-0	9/-	A	W	28	7
1961	1-2	0-3		H	L	13	17
1962	1-1	0-2		A	W	24	7
1963	1-4-1	0-6		H	W	36	0
1964	1-3	2-2		A	W	21	2
1965	4-2	2-4		H	W	26	13
1966	2-3	2-4		A	W	23	21
1967	0-0	0-1		H	W	23	6
1968	0-0	0-1		A	T	20	20
1969	2-2	2-3		H	W	28	14
1970	2-3	2-3		A	L	20	36
1971	2-4	4-3		H	W	10	9
1972	2-4	1-5		A	W	31	0
1973	3-4	1-6		H	W	35	8
1974	3-4	0-7		A	W	21	9
1975	0-4	1-3		H	W	16	14
1976	1-2-1	2-3		A	L	14	20
1977	6-1	1-6	16/-	H	W	26	0
1978	6-1	1-7	16/-	A	W	51	6
1979	5-2	7-1	-14	H	W	31	0
1980	4-3	3-4		A	W	35	33
1981	7-0	2-5	3/-	H	W	82	24
1982	8-1-1	3-7	10/-	N2	W	21	17
1983	5-1-1	4-4		H	W	24	17
1984	5-2	5-3		H	W	37	14
1985	4-3	3-5		H	W	26	10
1986	5-2	4-3		A	W	28	20
1987	6-1	5-2	14/-	H	W	31	17
1988	5-2	4-3	15/-	A	W	38	21
1989	6-2	1-5-1	22/-	H	W	44	10
1990	6-2	2-5	19/-	A	W	24	6
1991	4-1-1	1-6	16/-	H	W	28	10
1992	4-3	4-3		A	L	15	18
1993	4-1	1-4		H	L	16	20
1994	2-5	2-6		H	W	24	8
1995	1-1	0-2-1		A	W	29	14
1996	1-2	2-2		H	W	21	10
1997	4-3	4-4		A	W	33	16
1998	1-2	1-1		H	L	19	29
1999	3-4	4-3		A	W	12	3
2000	2-0	0-2	16/-	H	W	55	7
2001	4-2	3-3	25/-	A	W	21	14
2002	3-3	5-2		H	W	31	23
2003	5-3	4-4		A	L	17	45
2004	0-0	0-0	15/-	H	W <sup>(207)</sup>	37	30

## CLEMSON'S GREATEST COMEBACKS

Date	Opponent	Score	Deficit	Final
10-10-1992	Virginia	0-28	28	29-28
10-15-2011	Maryland	17-35	18	56-45
10-31-2020	Boston College	10-28	18	34-28
9-24-1966	Virginia	18-35	17	40-35
10-21-2000	North Carolina	0-17	17	38-24
12-28-2019	Ohio State	0-16	16	29-23
9-26-1953	Boston College	0-14	14	14-14
11-17-1962	Maryland	0-14	14	17-14
10-11-1980	Virginia	10-24	*14	27-24
11-2-2002	Duke	10-24	*14	34-31
11-6-2004	Miami (Fla.)	3-17	14	24-17
10-7-2006	Wake Forest	3-17	*14	27-17
9-17-2011	Auburn	7-21	14	38-24
11-12-2011	Wake Forest	14-28	14	31-28
1-9-2017	Alabama	0-14	14	35-31
10-22-2022	Syracuse	7-21	14	27-21

\* - fourth-quarter deficit; Note: Home games in bold.

2005	2-2	1-3		A	L	27	31
2006	4-1	5-0	15/-	A	W	27	17
2007	7-2	6-3	20/-	H	W	44	10
2008	3-2	3-1	-/21	A	L	7	12
2009	2-3	4-2		H	W	38	3
2010	5-5	2-8		A	W	30	10
2011	8-1	5-4	9/-	H	W	31	28
2012	6-1	4-3	14/-	A	W	42	13
2013	3-0	2-2	3/-	H	W	56	7
2014	6-2	2-6	19/-	A	W	34	20
2015	10-0	3-7	1/-	H	W	33	13
2016	9-1	6-4	5/-	A	W	35	13
2017	5-0	4-1	2/-	H	W	28	14
2018	5-0	3-2	4/-	A	W	63	3
2019	10-0	7-2	3/-	H	W	52	3
2020	0-0	0-0	1/-	A	W	37	13
2021	7-3	9-1	-/13	H	W	48	27
2022	3-0	3-0	5/21	A	W <sup>(201)</sup>	51	45
2023	3-2	3-1		H	W	17	12
Totals						2372	1229

N1 - Charlotte, N.C.; N2 - Tokyo, Japan

Note: Rankings are by AP; Clemson's ranking is listed first, followed by the opponent's ranking; home games in bold.

## RECORD BY DATE

Date	W-L	Win %
8-29	1-0	1.000
8-30	0-3	.000
8-31	1-2	.333
9-1	5-0	1.000
9-2	5-0	1.000
9-3	7-0	1.000
9-4	3-3	.500
9-5	7-0	1.000
9-6	4-1	.800
9-7	5-0	1.000
9-8	7-1	.875
9-9	5-2	.714
9-10	5-4	.556
9-11	4-3	.571
9-12	5-2	.714
9-13	4-2	.667
9-14	3-1	.750
9-15	4-1	.800
9-16	7-0	1.000
9-17	8-3-1	.708
9-18	5-3-1	.611
9-19	11-1	.917
9-20	9-4	.692
9-21	8-4-1	.654
9-22	10-5	.667
9-23	9-6-1	.594
9-24	11-2-1	.821
9-25	5-7-2	.429
9-26	4-7-2	.385
9-27	10-6	.625
9-28	10-4	.714
9-29	7-5-2	.571
9-30	8-8	.500
10-1	9-6-1	.594
10-2	7-8-1	.469
10-3	6-11-1	.361
10-4	9-5	.643
10-5	7-8	.467
10-6	11-3	.786
10-7	14-6	.700
10-8	8-6-2	.563
10-9	10-9	.526
10-10	9-7	.563
10-11	10-6	.625
10-12	9-5-2	.625
10-13	8-6-2	.563
10-14	5-7-1	.423
10-15	9-4	.692
10-16	6-6-1	.500
10-17	9-5	.643
10-18	5-4	.555
10-19	10-5-2	.647
10-20	12-5	.706
10-21	12-5-1	.694
10-22	11-8	.579
10-23	8-10	.444
10-24	9-7	.563
10-25	11-7-2	.600
10-26	9-3	.750
10-27	5-5	.500
10-28	9-10-1	.475
10-29	10-5-1	.656
10-30	11-3	.786

10-31	15-7	.682
11-1	8-4	.667
11-2	14-3	.824
11-3	13-3-1	.794
11-4	11-6	.647
11-5	11-4-2	.706
11-6	9-9	.500
11-7	9-9	.500
11-8	9-5-1	.633
11-9	10-8	.556
11-10	14-2-3	.816
11-11	12-5	.706
11-12	11-6	.647
11-13	8-9	.471
11-14	8-9	.471
11-15	6-8-1	.433
11-16	10-6-1	.618
11-17	12-5	.706
11-18	12-6	.667
11-19	8-5	.615
11-20	8-5	.615
11-21	8-5-1	.607
11-22	9-3-1	.731
11-23	10-2	.833
11-24	9-10	.474
11-25	9-6-1	.594
11-26	4-6-3	.423
11-27	6-3-1	.650
11-28	8-4	.667
11-29	9-2	.818
11-30	3-5	.375
12-1	4-1	.800
12-2	1-1	.500
12-3	3-0	1.000
12-4	1-0	1.000
12-5	2-1	.667
12-6	0-0	-----
12-7	1-0	1.000
12-8	0-1	.000
12-9	0-0	-----
12-10	0-0	-----
12-11	0-0	-----
12-12	0-0	-----
12-13	0-0	-----
12-14	0-0	-----
12-15	0-0	-----
12-16	0-0	-----
12-17	0-0	-----
12-18	0-0	-----
12-19	2-0	1.000
12-20	0-0	-----
12-21	0-1	.000
12-22	0-0	-----
12-23	0-1	.000
12-24	0-0	-----
12-25	0-0	-----
12-26	0-0	-----
12-27	3-0	1.000
12-28	1-1	.500
12-29	5-1	.833
12-30	1-2	.333
12-31	5-4	.556

## TOP WINNING PERCENTAGE DATES

Rk	Date	W-L	Win %
1.	Sept. 3	7-0	1.000
	Sept. 5	7-0	1.000
	Sept. 16	7-0	1.000
	Sept. 1	5-0	1.000
	Sept. 2	5-0	1.000
	Sept. 7	5-0	1.000
7.	Sept. 19	11-1	.917
8.	Sept. 8	7-1	.875
9.	Nov. 23	10-2	.833
	Dec. 29	5-1	.833
11.	Nov. 2	14-3	.824
12.	Sept. 24	11-2-1	.821
13.	Nov. 29	9-2	.818
14.	Nov. 10	14-2-3	.816
15.	Sept. 6	4-1	.800
	Sept. 15	4-1	.800
	Dec. 1	4-1	.800

Note: Minimum five games; bold denotes 2024 game date.

1-1	6-9	.400	1-10	0-0	-----
1-2	2-1	.667	1-11	0-1	.000
1-3	1-0	1.000	1-12	0-0	-----
1-4	0-1	.000	1-13	0-1	.000
1-5	0-0	-----			
1-6	0-0	-----			
1-7	1-0	1.000			
1-8	0-0	-----			
1-9	1-0	1.000			

Note: Bold denotes 2024 game date.



# ALL-TIME RESULTS

## 1896 (2-1)

Head Coach - Walter Riggs (1st Season)						
Date	Site	W-L	Score	Opponent	AP Ranks	OFRD OFRK
10-31	A	W	14-6	Furman		2-3
11-12	A	L	6-12	South Carolina		1-3
11-21	A	W	16-0	Wofford		2-2

## 1897 (2-2)

Head Coach - W.M. Williams (1st Season)						
Date	Site	W-L	Score	Opponent	AP Ranks	OFRD OFRK
10-9	A	L	0-24	Georgia		2-1
10-23	A	W	10-0	Charlotte "Y"		
10-25	A	L	0-28	North Carolina		7-3
11-10	A	W	18-6	South Carolina		0-3

## 1898 (3-1)

Head Coach - John Penton (1st Season)						
Date	Site	W-L	Score	Opponent	AP Ranks	OFRD OFRK
10-8	A	L	8-20	Georgia		4-2
10-20	H	W	55-0	Bingham		
11-17	A	W	24-0	South Carolina		1-2
11-24	N1	W	23-0	Georgia Tech		0-3
N1 - Augusta, Ga.						

## 1899 (4-2)

Head Coach - Walter Riggs (2nd Season)						
Date	Site	W-L	Score	Opponent	AP Ranks	OFRD OFRK
10-7	A	L	0-11	Georgia		2-3-1
10-14	N1	W	10-0	Davidson		1-3-1
10-28	A	L	0-34	Auburn		3-1-1
11-9	A	W	34-0	South Carolina		2-3
11-18	N1	W	24-0	NC State		1-2-2
11-30	N2	W	41-5	Georgia Tech		0-5
N1 - Rock Hill, S.C.; N2 - Greenville, S.C.						

## 1900 (6-0 OVERALL, 3-0 SIAA, 1<sup>st</sup>)

Head Coach - John Heisman (1st Season)						
Date	Site	W-L	Score	Opponent	AP Ranks	OFRD OFRK
10-19	H	W	64-0	Davidson		4-2
10-22	A	W	21-0	Wofford		1-2-1
11-1	A	W	51-0	South Carolina		4-3
11-10	A	W	39-5	Georgia		2-4
11-24	N1	W	12-5	Virginia Tech		3-3-1
11-29	N2	W	35-0	Alabama		2-3
N1 - Charlotte, N.C.; N2 - Birmingham, Ala.						

## 1901 (3-1-1 OVERALL, 1-0-1 SIAA)

Head Coach - John Heisman (2nd Season)						
Date	Site	W-L	Score	Opponent	AP Ranks	OFRD OFRK
10-5	H	W	122-0	Guilford		0-4
10-19	A	T	6-6	Tennessee		3-3-2
10-26	A	W	29-5	Georgia		1-5-2
10-31	N1	L	11-17	Virginia Tech		6-1
11-28	N2	W	22-10	North Carolina		7-2
N1 - Columbia, S.C.; N2 - Charlotte, N.C.						

## 1902 (6-1 OVERALL, 5-1 SIAA, 1<sup>ST</sup>)

Head Coach - John Heisman (3rd Season)						
Date	Site	W-L	Score	Opponent	AP Ranks	OFRD OFRK
10-4	H	W	11-5	NC State		3-4-2
10-18	A	W	44-5	Georgia Tech		0-6-2
10-24	A	W	28-0	Furman		4-3-3
10-30	A	L	6-12	South Carolina		6-1
11-8	H	W	36-0	Georgia		4-2-1
11-15	A	W	16-0	Auburn		2-4-1
11-27	A	W	11-0	Tennessee		6-2

## 1903 (4-1-1 OVERALL, 2-0-1 SIAA, T-1<sup>st</sup>)

Head Coach - John Heisman (4th Season)						
Date	Site	W-L	Score	Opponent	AP Ranks	OFRD OFRK
10-10	A	W	29-0	Georgia		3-4
10-17	A	W	73-0	Georgia Tech		2-5
10-28	N1	W	24-0	NC State		4-4
11-14	A	L	6-11	North Carolina		6-3
11-21	A	W	24-0	Davidson		1-4
11-26	N2	T	11-11	# Cumberland		4-1-1

# - SIAA Championship Game; N1 - Columbia, S.C.; N2 - Montgomery, Ala.

## 1904 (3-3-1)

Head Coach - Shack Shealy (1st Season)						
Date	Site	W-L	Score	Opponent	AP Ranks	OFRD OFRK
10-8	N1	W	18-0	Alabama		7-3
10-15	H	L	0-5	Auburn		5-0
10-22	H	W	10-0	Georgia		1-5
10-27	N2	L	5-11	Sewanee		7-1
11-5	A	T	11-11	Georgia Tech		8-1-1
11-12	A	W	6-0	Tennessee		3-5-1
11-24	A	L	0-18	NC State		3-1-2
N1 - Birmingham, Ala.; N2 - Columbia, S.C.						

## 1905 (3-2-1)

Head Coach - Eddie Cochems (1st Season)						
Date	Site	W-L	Score	Opponent	AP Ranks	OFRD OFRK
10-14	H	T	5-5	Tennessee		3-5-1
10-21	A	W	35-0	Georgia		1-5
10-25	N1	W	25-0	Alabama		6-4
11-11	A	W	26-0	Auburn		2-4
11-18	A	L	0-41	Vanderbilt		7-1
11-30	A	L	10-17	Georgia Tech		6-0-1
N1 - Columbia, S.C.						

## 1906 (4-0-3 OVERALL, 4-0 SIAA, T-1<sup>st</sup>)

Head Coach - Bob Williams (1st Season)						
Date	Site	W-L	Score	Opponent	AP Ranks	OFRD OFRK
10-13	H	T	0-0	Virginia Tech		5-2-2
10-20	H	W	6-0	Georgia		2-4-1
10-25	N1	T	0-0	NC State		3-1-4
11-3	A	T	0-0	Davidson		3-2-1
11-10	H	W	6-4	Auburn		1-5-1
11-19	H	W	16-0	Tennessee		1-6-2
11-29	A	W	10-0	Georgia Tech		5-3-1
N1 - Columbia, S.C.						

## 1907 (4-4)

Head Coach - Frank Shaughnessy (1st Season)						
Date	Site	W-L	Score	Opponent	AP Ranks	OFRD OFRK
9-28	H	W	5-0	Gordon		
10-9	H	W	35-0	Maryville		
10-21	H	L	0-4	Tennessee		7-2-1
10-31	N1	W	15-6	North Carolina		4-4-1
11-4	A	L	0-12	Auburn		6-2-1
11-7	N2	L	0-8	Georgia		4-3-1
11-9	H	L	6-10	Davidson		4-1-1
11-28	A	W	6-5	Georgia Tech		4-4
N1 - Columbia, S.C.; N2 - Augusta, Ga.						

## 1908 (1-6)

Head Coach - John Stone (1st Season)						
Date	Site	W-L	Score	Opponent	AP Ranks	OFRD OFRK
9-26	H	W	15-0	Gordon		
10-10	H	L	0-6	Virginia Tech		5-4
10-17	A	L	0-41	Vanderbilt		7-2-1
10-28	N1	L	0-13	Davidson		6-2-2
11-5	N2	L	0-8	Georgia		5-2-1
11-14	A	L	5-6	Tennessee		7-2
11-26	A	L	6-30	Georgia Tech		6-3
N1 - Columbia, S.C.; N2 - Augusta, Ga.						

## 1909 (6-3)

Head Coach - Bob Williams (2nd Season)						
Date	Site	W-L	Score	Opponent	AP Ranks	OFRD OFRK
9-27	H	W	26-0	Gordon		
10-2	A	L	0-6	Virginia Tech		6-1
10-9	N1	W	17-5	Davidson		3-4-2
10-16	N2	L	0-3	Alabama		5-1-2
10-23	H	W	19-0	Port Royal		
11-4	A	W	6-0	South Carolina		2-6
11-10	N3	W	5-0	Georgia		1-4-2
11-13	A	W	17-0	The Citadel		4-3-2
11-25	A	L	3-29	Georgia Tech		7-2
N1 - Charlotte, N.C.; N2 - Birmingham, Ala.; N3 - Augusta, Ga.						

## 1910 (4-3-1)

Head Coach - Frank Dobson (1st Season)						
Date	Site	W-L	Score	Opponent	AP Ranks	OFRD OFRK
9-24	H	W	26-0	Gordon		
10-1	H	L	0-3	Mercer		6-3
10-8	A	W	24-0	Samford		1-7
10-15	A	W	32-0	The Citadel		3-4
10-22	A	L	0-17	Auburn		6-1
11-3	A	W	24-0	South Carolina		4-4
11-10	N1	T	0-0	Georgia		6-2-1
11-24	A	L	0-34	Georgia Tech		5-3
N1 - Augusta, Ga.						

## 1911 (3-5)

Head Coach - Frank Dobson (2nd Season)						
Date	Site	W-L	Score	Opponent	AP Ranks	OFRD OFRK
10-14	H	L	0-29	Auburn		4-2-1
10-21	H	W	15-0	Samford		1-6-1
10-25	H	L	5-6	Florida		5-1
11-2	A	W	27-0	South Carolina		1-4-2
11-4	A	W	18-0	The Citadel		5-2-2
11-9	N1	L	0-22	Georgia		7-1-1
11-18	N2	L	6-30	Mercer		4-6-1
11-30	A	L	0-31	Georgia Tech		6-2-1
N1 - Augusta, Ga.; N2 - Columbus, Ga.						

## 1912 (4-4)

Head Coach - Frank Dobson (3rd Season)						
Date	Site	W-L	Score	Opponent	AP Ranks	OFRD OFRK
10-5	A	W	59-0	Samford		1-6
10-12	H	W	26-0	Riverside		
10-19	A	L	6-27	Auburn		6-1-1
10-26	H	W	52-14	The Citadel		3-4
10-31	A	L	7-22	South Carolina		5-2-1
11-7	N1	L	6-27	Georgia		6-1-1
11-16	A	W	21-13	Mercer		5-3-1
11-28	A	L	0-23	Georgia Tech		5-3-1
N1 - Augusta, Ga.						

## 1913 (4-4)

Head Coach - Bob Williams (3rd Season)						
Date	Site	W-L	Score	Opponent	AP Ranks	OFRD OFRK
10-4	H	W	6-3	Davidson		2-5
10-11	A	L	0-20	Alabama		6-3
10-18	H	L	0-20	Auburn		8-0
10-30	A	W	32-0	South Carolina		4-3
11-6	N1	L	15-18	Georgia		6-2
11-8	A	W	7-3	The Citadel		3-4-2
11-17	A	W	52-0	Mercer		2-5-1
11-27	A	L	0-34	Georgia Tech		7-2
N1 - Augusta, Ga.						

## 1914 (5-3-1)

Head Coach - Bob Williams (4th Season)						
Date	Site	W-L	Score	Opponent	AP Ranks	OFRD OFRK
10-3	A	T	0-0	Davidson		5-1-1
10-10	A	L	0-27	Tennessee		9-0
10-17	A	L	0-28	Auburn		8-0-1
10-22	A	W	57-0	Furman		2-5
10-29	A	W	29-6	South Carolina		5-5-1
10-31	A	W	14-0	The Citadel		2-5
11-7	A	W	35-13	Georgia		3-5-1
11-14	N1	W	27-23	VMI		4-4
11-26	A	L	6-26	Georgia Tech		6-2
N1 - Richmond, Va.						

## 1915 (2-4-2)

Head Coach - Bob Williams (5th Season)						
Date	Site	W-L	Score	Opponent	AP Ranks	OFRD OFRK
9-25	A	W	94-0	Furman		5-3
10-2	H	T	6-6	Davidson		5-3-1
10-9	A	W	3-0	Tennessee		4-4
10-16	N1	L	0-14	Auburn		6-2
10-28	A	T	0-0	South Carolina		5-3-1
11-6	N2	L	7-9	North Carolina		4-3-1
11-13	N3	L	3-6	VMI		6-2-1
11-25	A	L	0-13	Georgia		5-2-2
N1 - Anderson, S.C.; N2 -Greenville, S.C.; N3 - Richmond, Va.						

# ALL-TIME RESULTS

11-23	H	W	67-7	Furman	3-5-1
11-29	H	W	7-0	Davidson	2-1-1
N1 - Columbia, S.C.					

## 1919 (6-2-2)

Head Coach - Edward Donahue (3rd Season)

Date	Site	W-L	Score	Opponent	AP Ranks	OFRD	OFRK
9-27	H	W	53-0	Erskine		2-5	
10-3	H	W	7-0	Davidson		4-4-2	
10-11	A	L	0-28	Georgia Tech		7-3	
10-17	A	L	0-7	Auburn		8-1	
10-25	H	W	14-0	Tennessee		3-3-3	
10-30	A	W	19-6	South Carolina		1-7-1	
11-7	H	W	19-7	Presbyterian		4-3-2	
11-13	N1	W	33-0	The Citadel		4-4-1	
11-21	A	T	7-7	Furman		6-2-1	
11-27	A	T	0-0	Georgia		4-2-3	
N1 - Orangeburg, S.C.							

## 1920 (4-6-1)

Head Coach - Edward Donahue (4th Season)

Date	Site	W-L	Score	Opponent	AP Ranks	OFRD	OFRK
9-24	H	W	26-0	Erskine		5-3	
10-1	H	T	7-7	Presbyterian		5-1-1	
10-2	H	W	26-6	Newberry		1-7	
10-9	H	W	13-7	Wofford		0-8-1	
10-15	H	L	0-21	Auburn		7-2	
10-23	A	L	0-26	Tennessee		7-2	
10-28	A	L	0-3	South Carolina		5-4	
11-6	A	L	0-7	Georgia Tech		8-1	
11-11	N1	W	26-0	The Citadel		2-6	
11-20	A	L	0-14	Furman		9-1	
11-25	A	L	0-55	Georgia		8-0-1	
N1 - Orangeburg, S.C.							

## 1921 (1-6-2, 0-3 SoCON, 14<sup>th</sup>)

Head Coach - E.J. Stewart (1st Season)

Date	Site	W-L	Score	Opponent	AP Ranks	OFRD	OFRK
10-1	A	L	0-14	Centre		10-0	
10-7	H	W	34-0	Presbyterian		1-7	
10-14	A	L	0-56	* Auburn		5-3	
10-21	A	T	0-0	Furman		7-2-1	
10-27	A	L	0-21	South Carolina		5-1-2	
11-5	A	L	7-48	* Georgia Tech		8-1	
11-10	N1	T	7-7	The Citadel		3-3-2	
11-18	H	L	0-13	Erskine		6-2	
11-24	A	L	0-28	* Georgia		7-2-1	
N1 - Orangeburg, S.C.							

## 1922 (5-4, 1-2 SoCON, T-11<sup>th</sup>)

Head Coach - E.J. Stewart (2nd Season)

Date	Site	W-L	Score	Opponent	AP Ranks	OFRD	OFRK
9-30	H	L	0-21	Centre		6-3	
10-7	H	W	57-0	Newberry		2-5	
10-13	H	W	13-0	Presbyterian		6-2-1	
10-26	A	W	3-0	* South Carolina		5-4	
11-4	A	L	7-21	* Georgia Tech		7-2	
11-11	A	W	18-0	The Citadel		3-5	
11-18	H	W	52-0	Erskine		0-8	
11-25	A	L	6-20	Furman		8-3	
12-2	N1	L	14-47	* Florida		7-2	
N1 - Jacksonville, Fla.							

## 1923 (5-2-1, 1-1-1 SoCON, 12<sup>th</sup>)

Head Coach - Bud Saunders (1st Season)

Date	Site	W-L	Score	Opponent	AP Ranks	OFRD	OFRK
9-29	H	T	0-0	* Auburn		3-3-3	
10-6	H	W	32-0	Newberry		2-8	
10-13	A	L	7-28	Centre		7-1-1	
10-25	A	W	7-6	* South Carolina		4-6	
11-3	A	L	6-25	* Virginia Tech		6-3	
11-9	H	W	12-0	Davidson		3-7	
11-17	H	W	20-0	Presbyterian		4-3-1	
11-29	A	W	7-6	Furman		9-2	

## 1924 (2-6, 0-3 SoCON, T-18<sup>th</sup>)

Head Coach - Bud Saunders (2nd Season)

Date	Site	W-L	Score	Opponent	AP Ranks	OFRD	OFRK
9-27	H	W	60-0	Elon		0-7	
10-4	A	L	0-13	* Auburn		4-4-1	
10-11	H	W	14-0	Presbyterian		1-6-1	
10-23	A	L	0-3	* South Carolina		7-3	
11-1	H	L	6-50	* Virginia Tech		4-2-3	
11-8	N1	L	0-7	Davidson		7-2-1	
11-15	N2	L	0-20	The Citadel		6-4	
11-27	H	L	0-3	Furman		5-5	
N1 - Charlotte, N.C.; N2 - Anderson, S.C.							

## 1925 (1-7, 0-4 SoCON, T-20<sup>th</sup>)

Head Coach - Bud Saunders (3rd Season)

Date	Site	W-L	Score	Opponent	AP Ranks	OFRD	OFRK
9-26	H	L	9-14	Presbyterian		3-6	
10-3	H	L	6-13	* Auburn		5-3-1	
10-10	A	L	6-19	* Kentucky		6-3	
10-22	A	L	0-33	* South Carolina		7-3	
10-29	A	L	0-13	Wofford		3-7	
11-7	H	L	0-42	* Florida		8-2	
11-14	A	W	6-0	The Citadel		6-4	
11-26	A	L	0-26	Furman		7-3	

## 1926 (2-7, 1-3 SoCON, T-18<sup>th</sup>)

Head Coach (Games 1-4) - Bud Saunders (4th Season)

Head Coach (Games 5-9) - Bob Williams (6th Season)

Date	Site	W-L	Score	Opponent	AP Ranks	OFRD	OFRK
9-18	H	W	7-0	Erskine		1-7	
9-25	H	L	0-14	Presbyterian		7-2	
10-2	A	L	0-47	* Auburn		5-4	
10-9	H	W	7-3	* NC State		4-6	
10-21	A	L	0-24	* South Carolina		6-4	
10-28	A	L	0-3	Wofford		2-8	
11-6	A	L	0-33	* Florida		2-6-2	
11-13	H	L	6-15	The Citadel		7-3	
11-25	A	L	0-30	Furman		8-1	

## 1927 (5-3-1, 2-2 SoCON, 8<sup>th</sup>)

Head Coach - Josh Cody (1st Season)

Date	Site	W-L	Score	Opponent	AP Ranks	OFRD	OFRK
9-24	H	T	0-0	Presbyterian		3-3-3	
10-1	H	W	3-0	* Auburn		0-7-2	
10-8	A	L	6-18	* NC State		9-1	
10-14	H	W	25-6	Erskine		2-4-1	
10-20	A	W	20-0	* South Carolina		4-5	
10-29	H	W	6-0	Wofford		2-4-3	
11-5	A	W	13-0	The Citadel		3-6-1	
11-12	A	L	0-32	* Georgia		9-1	
11-24	A	L	0-28	Furman		10-1	

## 1928 (8-3, 4-2 SoCON, T-7<sup>th</sup>)

Head Coach - Josh Cody (2nd Season)

Date	Site	W-L	Score	Opponent	AP Ranks	OFRD	OFRK
9-22	H	W	30-0	Newberry		3-5	
9-29	H	W	6-0	Davidson		2-8	
10-6	A	W	6-0	* Auburn		1-8	
10-12	N1	W	7-0	* NC State		4-3-1	
10-19	H	W	52-0	Erskine		3-7	
10-25	A	W	32-0	* South Carolina		6-2-2	
11-3	A	L	7-26	* Ole Miss		5-4	
11-10	N2	W	12-0	* VMI		5-3-2	
11-17	N3	L	6-27	* Florida		8-1	
11-29	A	W	27-12	Furman		5-4	
12-8	A	L	7-12	The Citadel		6-3-1	
N1 - Florence, S.C.; N2 - Lynchburg, Va.; N3 - Jacksonville, Fla.							

## 1929 (8-3, 3-3 SoCON, 12<sup>th</sup>)

Head Coach - Josh Cody (3rd Season)

Date	Site	W-L	Score	Opponent	AP Ranks	OFRD	OFRK
9-21	H	W	68-0	Newberry		0-5	
9-28	N1	W	32-14	Davidson		5-5	
10-5	H	W	26-7	* Auburn		2-7	
10-11	N2	W	26-0	* NC State		1-8	
10-18	A	W	30-0	Wofford		3-6	
10-24	A	W	21-14	* South Carolina		6-5	
11-2	A	L	6-44	* Kentucky		6-1	
11-9	N3	L	0-12	* VMI		8-2	
11-16	A	L	7-13	* Florida		8-2	
11-23	H	W	13-0	The Citadel		5-4-1	
11-28	H	W	7-6	Furman		5-4-1	
N1 - Charlotte, N.C.; N2 - Florence, S.C.; N3 - Norfolk, Va.							

## 1930 (8-2, 3-2 SoCON, 12<sup>th</sup>)

Head Coach - Josh Cody (4th Season)

Date	Site	W-L	Score	Opponent	AP Ranks	OFRD	OFRK
9-20	H	W	28-7	Presbyterian		9-1	
9-27	H	W	32-0	Wofford		2-9	
10-3	N1	W	13-7	The Citadel		4-5-2	
10-11	N2	W	27-0	* NC State		2-8	
10-17	H	W	75-0	Newberry		0-5-3	
10-23	A	W	20-7	* South Carolina		6-4	
11-1	A	L	0-27	* Tennessee		9-1	
11-8	N3	W	32-0	* VMI		3-6	
11-15	N4	L	0-27	* Florida		6-3-1	
11-27	A	W	12-7	Furman		6-3-1	
N1 - Florence, S.C.; N2 - Charlotte, N.C.; N3 - Norfolk, Va.; N4 - Jacksonville, Fla.							

## 1931 (1-6-2, 1-4 SoCON, 20<sup>th</sup>)

Head Coach - Jess Neely (1st Season)

Date	Site	W-L	Score	Opponent	AP Ranks	OFRD	OFRK
9-25	H	T	0-0	Presbyterian		2-5-2	
10-3	A	L	0-44	* Tennessee		9-0-1	
10-10	N1	W	6-0	* NC State		3-6	
10-16	N2	L	0-6	The Citadel		5-4-1	
10-22	A	L	0-21	* South Carolina		5-4-1	
10-31	H	L	0-12	Oglethorpe			
11-7	N3	L	6-7	* VMI		3-6-1	
11-14	N4	L	7-74	* Alabama		9-1	
11-26	A	T	0-0	Furman		5-2-2	
N1 - Charlotte, N.C.; N2 - Florence, S.C.; N3 - Norfolk, Va.; N4 - Montgomery, Ala.							

## 1932 (3-5-1, 0-4 SoCON, 20<sup>th</sup>)

Head Coach - Jess Neely (2nd Season)

Date	Site	W-L	Score	Opponent	AP Ranks	OFRD	OFRK
9-23	H	W	13-0	Presbyterian		5-2-1	
10-1	A	L	14-32	* Georgia Tech		4-5-1	
10-8	A	L	0-13	* NC State		6-1-2	
10-14	H	W	19-0	Erskine		1-8	
10-20	A	L	0-14	* South Carolina		5-4-2	
10-29	A	T	7-7	Davidson		4-4-1	
11-5	A	W	18-6	The Citadel		4-5	
11-11	H	L	18-32	* Georgia		2-5-2	
11-24	A	L	0-7	Furman		8-1	

## 1933 (3-6-2, 1-1 SoCON, 6<sup>th</sup>)

Head Coach - Jess Neely (3rd Season)

Date	Site	W-L	Score	Opponent	AP Ranks	OFRD	OFRK
9-23	H	T	6-6	Presbyterian		4-2-2	
9-30	A	L	2-39	Georgia Tech		5-5	
10-7	H	W	9-0	* NC State		1-5-3	
10-13	A	T	0-0	* %George Washington		5-3-1	
10-19	A	L	0-7	* South Carolina		6-3-1	
10-28	N1	L	0-13	Ole Miss		6-3-2	
11-4	N2	W	13-0	Wake Forest		0-5-1	
11-11	A	L	13-14	Wofford		3-6	
11-18	N3	L	0-13	Mercer		4-3-2	
11-25	H	W	7-0	The Citadel		3-5-1	
11-30	A	L	0-6	Furman		6-1-2	
* - first night game; N1 - Meridian, Miss.; N2 - Charlotte, N.C.; N3 - Savannah, Ga.							

## 1934 (5-4, 2-1 SoCON, 5<sup>th</sup>)

Head Coach - Jess Neely (4th Season)

Date	Site	W-L	Score	Opponent	AP Ranks	OFRD	OFRK
9-22	H	W	6-0	Presbyterian		3-4-2	
9-29	A	L	7-12	Georgia Tech		1-9	
10-6	A	L	6-20	* Duke		7-2	
10-13	A	L	0-7	Kentucky		5-5	
10-25	A	W	19-0	* South Carolina		5-4	
11-3	A	W	12-6	* NC State		2-6-1	
11-10	A	L	0-40	Alabama		10-0	
11-17	N1	W	32-0	Mercer		3-6-1	
11-29	H	W	7-0	Furman		5-4	
N1 - Savannah, Ga.							



# ALL-TIME RESULTS

## 1937 (4-4-1, 2-0-1 SoCON, 3<sup>rd</sup>)

Head Coach - Jess Neely (7th Season)

Date	Site	W-L	Score	Opponent	AP Ranks	OFRD	OFRK
9-18	H	W	46-0	Presbyterian		0-10	
9-25	A	L	0-7	Tulane		5-4-1	
10-2	A	L	6-21	Army West Point		7-2	
10-9	A	L	0-14	Georgia		6-3-2	
10-21	A	W	34-6	* South Carolina		5-6-1	
10-30	H	W	32-0	* Wake Forest		3-6	
11-6	A	L	0-7	Georgia Tech		6-3-1	
11-13	A	W	10-9	Florida		4-7	
11-25	A	T	0-0	* Furman		4-3-2	

## 1938 (7-1-1 OVERALL, 3-0-1 SoCON, 2<sup>nd</sup>)

Head Coach - Jess Neely (8th Season)

Date	Site	W-L	Score	Opponent	AP Ranks	OFRD	OFRK
9-17	H	W	26-0	Presbyterian		6-4	
9-24	A	W	13-10	Tulane		7-2-1	19
10-1	A	L	7-20	Tennessee		11-0	#2
10-8	N1	T	7-7	* VMI		6-1-4	
10-20	A	W	34-12	* South Carolina		6-4-1	
10-28	A	W	7-0	* %Wake Forest		4-5-1	
11-5	N2	W	27-0	George Washington		5-4	
11-12	A	W	14-0	Kentucky		2-7	
11-24	H	W	10-7	* Furman		2-7-1	

N1 - Charlotte, N.C.; N2 - Greenville, N.C.

## 1939 (9-1 OVERALL, 4-0 SoCON, 2<sup>nd</sup>)

Ranked No. 12 by AP

Head Coach - Jess Neely (9th Season)

Date	Site	W-L	Score	Opponent	AP Ranks	OFRD	OFRK
9-23	H	W	18-0	Presbyterian		4-3-2	
9-30	A	L	6-7	Tulane		8-1-1	5
10-7	N1	W	25-6	* NC State		2-8	
10-19	A	W	27-0	* South Carolina		3-6-1	
10-28	A	W	15-7	Navy		3-5-1	
11-3	A	W	13-6	%George Washington		5-3	
11-11	H	W	20-7	* Wake Forest		7-3	
11-18	A	W	21-6	Rhodes	16/-	3-5-1	
11-25	A	W	14-3	* Furman	15/-	5-4	

1-1 N2 W 6-3 Boston College 12/11 9-2 #12/11  
N1 - Charlotte, N.C.; N2 - Dallas, Texas (Cotton Bowl); Note: Duke was declared conference champion with a 5-0 record.

## 1940 (6-2-1 OVERALL, 4-0 SoCON, 1<sup>st</sup>)

Head Coach - Frank Howard (1st Season)

Date	Site	W-L	Score	Opponent	AP Ranks	OFRD	OFRK
9-21	A	W	38-0	Presbyterian		6-4	
9-28	H	W	26-0	Wofford		3-4-2	
10-5	N1	W	26-7	* NC State		3-6	
10-12	H	W	39-0	* Wake Forest		7-3	
10-24	A	W	21-13	* South Carolina	13/-	3-6	
11-2	A	L	0-13	Tulane	10/-	5-5	
11-9	A	L	7-21	Auburn		6-4-1	
11-16	A	T	12-12	Rhodes			
11-23	A	W	13-7	* Furman		5-4	

N1 - Charlotte, N.C.

## 1941 (7-2 OVERALL, 5-1 SoCON, 3<sup>rd</sup>)

Head Coach - Frank Howard (2nd Season)

Date	Site	W-L	Score	Opponent	AP Ranks	OFRD	OFRK
9-20	H	W	41-12	Presbyterian		6-3	
9-27	N1	W	36-7	* VMI		4-6	
10-4	N2	W	27-6	* NC State		4-5-2	
10-11	A3	W	26-13	Boston College		7-3	
10-23	A	L	14-18	* South Carolina	14/-	4-4-1	
10-31	A	W	19-0	* %George Washington		1-7-1	
11-15	H	W	29-0	* Wake Forest		5-5-1	
11-22	A	W	34-6	* Furman	18/-	3-4-2	
11-29	A	L	7-28	Auburn	16/-	4-5-1	

N1 - Lynchburg, Va.; N2 - Charlotte, N.C.; A3 - Boston, Mass. (Fenway Park)

## 1942 (3-6-1 OVERALL, 2-3-1 SoCON, 9<sup>th</sup>)

Head Coach - Frank Howard (3rd Season)

Date	Site	W-L	Score	Opponent	AP Ranks	OFRD	OFRK
9-19	H	W	32-13	# Presbyterian		6-4	
9-26	N1	T	0-0	* VMI		3-5-1	
10-3	N2	L	6-7	* NC State		4-4-2	
10-10	A3	L	7-14	Boston College		8-2	
10-22	A	W	18-6	* South Carolina		1-7-1	
10-31	A	L	6-19	* Wake Forest		6-2-1	
11-7	H	L	0-7	* George Washington		3-6	
11-14	A	L	6-24	Jacksonville N.A.S.		9-3	
11-21	H	W	12-7	* Furman		3-6	
11-28	A	L	13-41	Auburn	-16	6-4-1	

# - first game at Memorial Stadium; N1 - Lynchburg, Va.; N2 - Charlotte, N.C.; A3 - Boston, Mass. (Fenway Park)

## 1943 (2-6 OVERALL, 2-3 SoCON, T-7<sup>th</sup>)

Head Coach - Frank Howard (4th Season)

Date	Site	W-L	Score	Opponent	AP Ranks	OFRD	OFRK
9-25	H	L	12-13	Presbyterian		6-6	
10-2	N1	W	19-7	* %NC State		3-6	
10-9	N2	L	7-12	* VMI		2-6	
10-21	A	L	6-33	* South Carolina		5-2	
10-30	H	L	12-41	* Wake Forest		4-5	
11-6	A	W	26-6	* Davidson		0-5	
11-13	N3	L	6-32	Georgia Pre-Flight		5-1	
11-20	A	L	6-41	Georgia Tech	-15	8-3	#13
N1 - Charlotte, N.C.; N2 - Roanoke, Va.; N3 - Greenville, S.C.							

## 1944 (4-5 OVERALL, 3-1 SoCON, T-3<sup>rd</sup>)

Head Coach - Frank Howard (5th Season)

Date	Site	W-L	Score	Opponent	AP Ranks	OFRD	OFRK
9-23	H	W	34-0	Presbyterian		3-6	
9-30	A	L	0-51	Georgia Tech		8-3	#13
10-7	N1	W	13-7	* NC State		7-2	
10-19	A	W	20-13	* South Carolina		3-4-2	
10-28	A	L	7-26	Tennessee	-120	7-1-1	#12
11-4	A	L	7-13	* Wake Forest	-17	8-1	
11-11	H	W	57-12	* VMI		1-8	
11-18	A	L	20-36	Tulane		4-3	
11-24	A	L	7-21	Georgia		7-3	

N1 - Charlotte, N.C.

## 1945 (6-3-1 OVERALL, 2-1-1 SoCON, 4<sup>th</sup>)

Head Coach - Frank Howard (6th Season)

Date	Site	W-L	Score	Opponent	AP Ranks	OFRD	OFRK
9-22	H	W	76-0	Presbyterian		1-6	
9-29	A	L	0-20	Georgia		9-2	#18
10-6	A	W	13-0	* %NC State		3-6	
10-13	H	W	7-6	Pensacola N.A.S.			
10-25	A	T	0-0	* South Carolina		2-4-3	
11-2	A	L	6-7	%Miami (Fla.)		9-1-1	#
11-10	H	W	35-0	* Virginia Tech		2-6	
11-17	A	W	47-20	Tulane		2-6-1	
11-24	A	W	21-7	Georgia Tech		4-6	
12-1	H	L	6-13	* Wake Forest	16/-	5-3-1	

## 1946 (4-5 OVERALL, 2-3 SoCON, 11<sup>th</sup>)

Head Coach - Frank Howard (7th Season)

Date	Site	W-L	Score	Opponent	AP Ranks	OFRD	OFRK
9-21	H	W	39-0	Presbyterian		7-2	
9-27	A	L	12-35	%Georgia		11-0	#3
10-5	H	L	7-14	* NC State		8-3	#18
10-12	A	L	7-19	* Wake Forest		6-3	
10-24	A	L	14-26	* South Carolina		5-3	
11-2	A	W	14-7	* Virginia Tech		3-4-3	#
11-9	A	L	13-54	Tulane		3-7	
11-16	H	W	20-6	* Furman		2-8	
11-23	N1	W	21-13	Auburn		4-6	

N1 - Montgomery, Ala.

## 1947 (4-5 OVERALL, 1-3 SoCON, 12<sup>th</sup>)

Head Coach - Frank Howard (8th Season)

Date	Site	W-L	Score	Opponent	AP Ranks	OFRD	OFRK
9-20	H	W	42-0	Presbyterian		4-5-1	
9-26	A1	L	22-32	%Boston College		5-4	
10-4	H	L	14-16	* Wake Forest		6-4	
10-11	A	L	0-18	* %NC State		5-3-1	17
10-23	A	L	19-21	* South Carolina		6-2-1	
10-31	A	L	6-21	%Georgia		7-4-1	#
11-8	A	W	35-7	* Furman		2-7	
11-15	A	W	34-13	%Dukesne		2-8	
11-22	H	W	34-18	Auburn		2-7	

A1 - Boston, Mass. (Braves Field)

## 1948 (11-0 OVERALL, 5-0 SoCON, 1<sup>st</sup>)

Ranked No. 11 by AP

Head Coach - Frank Howard (9th Season)

Date	Site	W-L	Score	Opponent	AP Ranks	OFRD	OFRK
9-25	H	W	53-0	^ %Presbyterian		5-4	
10-2	H	W	6-0	* %NC State		3-6-1	
10-9	A	W	21-7	Mississippi State		4-4-1	
10-21	A	W	13-7	* South Carolina	14/-	3-5	
10-29	A1	W	26-19	%Boston College	13/-	5-2-2	
11-6	H	W	41-0	* Furman	12/-	2-6-1	
11-13	A	W	21-14	* Wake Forest	10/19	6-4	#20/-
11-20	H	W	42-0	Dukesne	9/-	2-7	
11-27	N2	W	7-6	Auburn	11/-	1-8-1	
12-4	A	W	20-0	* The Citadel	10/-	2-7	
1-1	N3	W	24-23	Missouri	11/-	8-3	#

^ - first home night game; A1 - Boston, Mass. (Braves Field); N2 - Mobile, Ala.; N3 - Jacksonville, Fla. (Gator Bowl)

## 1949 (4-4-2 OVERALL, 2-2 SoCON, 8<sup>th</sup>)

Head Coach - Frank Howard (10th Season)

Date	Site	W-L	Score	Opponent	AP Ranks	OFRD	OFRK
9-17	H	W	69-7	%Presbyterian		5-4	
9-24	A	L	7-33	%Rice		10-1	#5/-
10-1	A	W	7-6	* %NC State		3-7	
10-8	H	T	7-7	%Mississippi State		0-8-1	
10-20	A	L	13-27	* South Carolina		4-6	
10-29	H	L	21-35	* %Wake Forest		4-6	
11-5	H	L	27-40	Boston College		4-4-1	
11-12	H	W	33-20	%Dukesne		3-6	
11-19	A	W	28-21	* Furman		2-6-1	
11-26	N1	T	20-20	Auburn		2-4-3	

N1 - Mobile, Ala.

## 1950 (9-0-1 OVERALL, 3-0-1 SoCON, 2<sup>nd</sup>)

Ranked No. 10th by AP, No. 12 by UPI

Head Coach - Frank Howard (11th Season)

Date	Site	W-L	Score	Opponent	AP Ranks	OFRD	OFRK
9-23	H	W	54-0	%Presbyterian		5-5	
9-30	A	W	34-0	Missouri	-17	4-5-1	
10-7	H	W	27-0	* %NC State	18/-	5-4-1	
10-19	A	T	14-14	* South Carolina	12/-	3-4-2	
10-28	A	W	13-12	* Wake Forest	16/17	6-1-2	
11-4	H	W	53-20	Dukesne	14/-	2-6-1	
11-11	A1	W	35-14	Boston College	13/-	0-9-1	
11-18	H	W	57-2	* Furman	11/-	2-8-1	
11-25	A	W	41-0	Auburn	11/-	0-10	
1-1	A2	W	15-14	Miami (Fla.)	10/15	9-1-1	#15/13

A1 - Boston, Mass. (Braves Field); A2 - Miami, Fla. (Orange Bowl)

## 1951 (7-3 OVERALL, 3-1 SoCON, 5<sup>th</sup>)

Ranked No. 19 by AP

Head Coach - Frank Howard (12th Season)

Date	Site	W-L	Score	Opponent	AP Ranks	OFRD	OFRK
9-22	H	W	53-6	%Presbyterian		5-4	
9-29	A	W	20-14	%Rice		5-5	
10-6	A	W	6-0	* %NC State	18/-	3-7	
10-13	A	L	7-21	%Pacific	16/20	6-5	
10-25	A	L	0-20	* South Carolina		5-4	
11-3	H	W	21-6	* Wake Forest		6-4	
11-10	H	W	21-2	Boston College		3-6	
11-17	A	W	34-14	* Furman		3-6-1	
11-24	H	W	34-0	Auburn		5-5	
1-1	N1	L	0-14	Miami (Fla.)	19/-	8-3	#

N1 - Jacksonville, Fla. (Gator Bowl)

## 1952 (2-6-1)

Head Coach - Frank Howard (13th Season)

Date	Site	W-L	Score	Opponent	AP Ranks	OFRD	OFRK
9-20	H	W	53-13	%Presbyterian		3-6	
9-27	H	W	7-14	Villanova		7-1-1	
10-4	A	L	0-28	Maryland	-/3	7-2	13/13
10-11	A	L	13-54	Florida		8-3	#15
10-23	A	L	0-6	South Carolina		5-5	
10-31	A1	W	13-0	%Boston College		4-4-1	
11-8	A	T	12-12	Fordham		2-5-1	
11-15	A	L	14-27	Kentucky		5-3-2	20/20
11-22	A	L	0-3	Auburn		2-8	
A1 - Boston, Mass. (Braves Field)							

# ALL-TIME RESULTS

## 1955 (7-3 OVERALL, 3-1 ACC, 3<sup>rd</sup>)

Head Coach - Frank Howard (16th Season)

Date	Site	W-L	Score	Opponent	AP Ranks	OFRD	OFRK
9-17	H	W	33-0	%Presbyterian		3-5-1	
9-24	A	W	20-7	* Virginia		1-9	
10-1	H	W	26-7	Georgia		4-6	
10-8	A	L	7-21	%Rice	16/-	2-7-1	
10-20	A	W	28-14	* South Carolina		3-6	
10-29	H	W	19-13	* Wake Forest		5-4-1	
11-5	N1	W	21-16	Virginia Tech		6-3-1	
11-12	H	L	12-25	* Maryland	-/2	10-1	#3/3
11-19	N2	L	0-21	Auburn	-/12	8-2-1	#8/8
11-26	A	W	40-20	Furman		1-9	

N1 - Roanoke, Va.; N2 - Mobile, Ala.

## 1956 (7-2-2 OVERALL, 4-0-1 ACC, 1<sup>st</sup>)

Ranked No. 19 by AP

Head Coach - Frank Howard (17th Season)

Date	Site	W-L	Score	Opponent	AP Ranks	OFRD	OFRK
9-22	H	W	27-7	%Presbyterian		4-6	
9-29	A	T	20-20	Florida	-/19	6-3-1	
10-6	A	W	13-7	* %NC State		3-7	
10-13	A	W	17-0	* Wake Forest		2-5-3	
10-25	A	W	7-0	* South Carolina	20/-	7-3	
11-3	H	W	21-6	Virginia Tech	13/16	7-2-1	
11-10	A	T	6-6	* Maryland	11/-	2-7-1	
11-16	A	L	0-21	%Miami (Fla.)	13/8	8-1-1	6/6
11-24	H	W	7-0	* Virginia		4-6	
12-1	H	W	28-7	Furman		2-8	
1-1	N1	L	21-27	Colorado	19/20	8-2-1	#20/18

N1 - Miami, Fla. (Orange Bowl)

## 1957 (7-3 OVERALL, 4-3 ACC, T-3<sup>rd</sup>)

Ranked No. 18 by UPI

Head Coach - Frank Howard (18th Season)

Date	Site	W-L	Score	Opponent	AP Ranks	OFRD	OFRK
9-21	H	W	66-0	Presbyterian		0-8-1	
9-28	A	L	0-26	* North Carolina		6-4	
10-5	H	L	7-13	* NC State	-/13	7-1-2	15/-
10-12	A	W	20-6	* Virginia		3-6-1	
10-24	A	W	13-0	* South Carolina		5-5	
11-2	A	W	20-7	%Rice		7-4	#8/7
11-9	H	W	26-7	* Maryland		5-5	
11-16	A	L	6-7	* Duke	14/11	6-3-2	#16/14
11-23	H	W	13-6	* Wake Forest		0-10	
11-30	A	W	45-6	Furman		3-7	

## 1958 (8-3 OVERALL, 5-1 ACC, 1<sup>st</sup>)

Ranked No. 12 by AP, No. 13 by UPI

Head Coach - Frank Howard (19th Season)

Date	Site	W-L	Score	Opponent	AP Ranks	OFRD	OFRK
9-20	H	W	20-15	* Virginia	18/-	1-9	
9-27	H	W	26-21	* North Carolina		6-4	
10-4	A	W	8-0	* Maryland	10/-	4-6	
10-11	A	W	12-7	%Vanderbilt	8/-	5-2-3	
10-23	A	L	6-26	* South Carolina	10/-	7-3	15/-
11-1	H	W	14-12	* Wake Forest	19/-	3-7	
11-8	A	L	0-13	Georgia Tech	17/19 <sup>u</sup>	5-4-1	
11-15	A	W	13-6	* NC State		2-7-1	
11-22	H	W	34-12	Boston College	16/-	7-3	
11-29	H	W	36-19	Furman	12/-	2-7	
1-1	N1	L	0-7	LSU	12/1	11-0	#1/1

N1 - New Orleans, La. (Sugar Bowl)

## 1959 (9-2 OVERALL, 6-1 ACC, 1<sup>st</sup>)

Ranked No. 11 by AP

Head Coach - Frank Howard (20th Season)

Date	Site	W-L	Score	Opponent	AP Ranks	OFRD	OFRK
9-19	A	W	20-18	* North Carolina	18/12	5-5	
9-26	A	W	47-0	* Virginia	5/-	0-10	
10-3	A	L	6-16	Georgia Tech	6/7	6-5	#
10-10	H	W	23-0	* NC State		1-9	
10-22	A	W	27-0	* South Carolina	17/-	6-4	
10-31	A	W	19-0	%Rice	12/-	1-7-2	
11-7	H	W	6-0	* Duke	10/-	4-6	
11-14	H	L	25-28	* Maryland	11/-	5-5	
11-21	H	W	33-31	* Wake Forest	19/-	6-4	
11-28	A	W	56-3	Furman	14/-	3-7	
12-19	N1	W	23-7	TCU	11/7	8-3	#7/8

N1 - Houston, Texas (Bluebonnet Bowl)

## 1960 (6-4 OVERALL, 4-2 ACC, 4<sup>th</sup>)

Head Coach - Frank Howard (21st Season)

Date	Site	W-L	Score	Opponent	AP Ranks	OFRD	OFRK
9-24	A	W	28-7	* Wake Forest	9/-	2-8	
10-1	H	W	13-7	Virginia Tech	7/-	6-4	
10-8	H	W	21-7	* Virginia	8/-	0-10	
10-15	A	L	17-19	* Maryland	8/-	6-4	
10-22	A	L	6-21	* Duke	-/18 <sup>u</sup>	8-3	#10/11

10-29	A	L	20-22	Vanderbilt		3-7	
11-5	H	W	24-0	* North Carolina		3-7	
11-12	H	W	12-2	* South Carolina^		3-6-1	
11-19	A	L	14-25	Boston College		3-6-1	
11-26	H	W	42-14	Furman		5-4	

^ - first South Carolina game at Clemson

## 1961 (5-5 OVERALL, 3-3 ACC, T-3<sup>rd</sup>)

Head Coach - Frank Howard (22nd Season)

Date	Site	W-L	Score	Opponent	AP Ranks	OFRD	OFRK
9-23	A	L	17-21	Florida		4-5-1	
9-30	H	L	21-24	* Maryland		7-3	
10-7	A	W	27-0	* North Carolina		5-5	
10-14	H	L	13-17	* Wake Forest		4-6	
10-21	A	W	17-7	* Duke		7-3	#20/14
10-28	A	L	14-24	Auburn		6-4	
11-4	H	W	21-6	Tulane		2-8	
11-11	A	L	14-21	* South Carolina		4-6	
11-18	H	W	35-6	Furman		7-3	
11-25	H	W	20-0	* NC State		4-6	

## 1962 (6-4 OVERALL, 5-1 ACC, 2<sup>nd</sup>)

Head Coach - Frank Howard (23rd Season)

Date	Site	W-L	Score	Opponent	AP Ranks	OFRD	OFRK
9-22	A	L	9-26	Georgia Tech		7-3-1	#
9-29	A	W	7-0	* NC State		3-6-1	
10-6	A	W	24-7	* Wake Forest		0-10	
10-13	H	L	16-24	Georgia		3-4-3	
10-20	H	L	0-16	* Duke		8-2	-/14
10-27	H	L	14-17	Auburn	-/10 <sup>u</sup>	6-3-1	
11-3	H	W	17-6	* North Carolina		3-7	
11-10	A	W	44-3	Furman		4-6	
11-17	A	W	17-14	* Maryland		6-4	
11-24	H	W	20-17	* South Carolina		4-5-1	

## 1963 (5-4-1 OVERALL, 5-2 ACC, T-3<sup>rd</sup>)

Head Coach - Frank Howard (24th Season)

Date	Site	W-L	Score	Opponent	AP Ranks	OFRD	OFRK
9-21	A	L	14-31	Oklahoma	-/4	8-2	10/8
9-28	A	L	0-27	Georgia Tech	-/9	7-3	
10-5	H	L	3-7	* NC State		8-3	#
10-12	H	T	7-7	\$Georgia		4-5-1	
10-19	A	L	30-35	* Duke		5-4	
10-26	A	W	35-0	* Virginia		2-7	
11-2	H	W	36-0	* Wake Forest		1-9	
11-9	A	W	11-7	* North Carolina		9-2	##/19
11-16	H	W	21-6	* Maryland		3-7	
11-28	A	W	24-20	* South Carolina^		1-8	

^ - only South Carolina game played on Thanksgiving Day (moved from Nov. 23 due to the death of President John F. Kennedy)

## 1964 (3-7 OVERALL, 2-4 ACC, 7<sup>th</sup>)

Head Coach - Frank Howard (25th Season)

Date	Site	W-L	Score	Opponent	AP Ranks	OFRD	OFRK
9-19	H	W	28-0	Furman		3-7	
9-26	A	L	0-9	* NC State		5-5	
10-3	A	L	7-14	Georgia Tech		7-3	
10-10	A	L	7-19	Georgia		7-3-1	#
10-17	A	W	21-2	* Wake Forest		5-5	
10-24	A	L	10-14	TCU		4-6	
10-31	H	W	29-7	* Virginia		5-5	
11-7	H	L	0-29	* North Carolina		5-5	
11-14	A	L	0-34	* Maryland		5-5	
11-21	H	L	3-7	* South Carolina		3-5	

## 1965 (5-5 OVERALL, 4-3 ACC, T-1<sup>st</sup>)

Head Coach - Frank Howard (26th Season)

Date	Site	W-L	Score	Opponent	AP Ranks	OFRD	OFRK
9-18	H	W	21-7	* NC State		6-4	
9-25	A	W	20-14	* Virginia		4-6	
10-2	A	L	6-38	Georgia Tech		7-3-1	
10-9	A	L	9-23	Georgia	-/4	6-4	
10-16	A	W	3-2	* Duke		6-4	
10-23	H	W	3-0	TCU		6-5	#
10-30	H	W	26-13	* Wake Forest		3-7	
11-6	A	L	13-17	* North Carolina		4-6	
11-13	H	L	0-6	* Maryland		4-6	
11-20	A	L	16-17	* South Carolina		5-5	

## 1966 (6-4 OVERALL, 6-1 ACC, 1<sup>st</sup>)

Head Coach - Frank Howard (27th Season)

Date	Site	W-L	Score	Opponent	AP Ranks	OFRD	OFRK
9-24	H	W	40-35	* Virginia		4-6	
10-1	A	L	12-13	Georgia Tech	-/9	9-2	#8/8
10-8	A	L	0-26	Alabama	-/4	11-0	#3/3
10-15	H	W	9-6	* Duke		5-5	
10-22	A	L	0-30	Southern California	-/5	7-4	##/18
10-29	A	W	23-21	* Wake Forest		3-7	
11-5	H	W	27-3	* North Carolina		2-8	

11-12	A	W	14-10	* Maryland		4-6	
11-19	A	L	14-23	* NC State		5-5	
11-26	H	W	35-10	* South Carolina		1-9	

## 1967 (6-4 OVERALL, 6-0 ACC, 1<sup>st</sup>)

Head Coach - Frank Howard (28th Season)

Date	Site	W-L	Score	Opponent	AP Ranks	OFRD	OFRK
9-23	H	W	23-6	* Wake Forest		4-6	
9-30	H	L	17-24	Georgia	-/5	7-4	##/18
10-7	A	L	0-10	Georgia Tech		4-6	#
10-14	A	L	21-43	Auburn		6-4	
10-21	A	W	13-7	* Duke		4-6	
10-28	H	L	10-13	Alabama		8-2-1	#8/7
11-4	A	W	17-0	* North Carolina		2-8	
11-11	H	W	28-7	* Maryland		0-9	
11-18	H	W	14-6	* NC State	-/10	9-2	##/17
11-25	A	W	23-12	* South Carolina		5-5	

## 1968 (4-5-1 OVERALL, 4-1-1 ACC, 2<sup>nd</sup>)

Head Coach - Frank Howard (29th Season)

Date	Site	W-L	Score	Opponent	AP Ranks	OFRD	OFRK
9-21	A	T	20-20	* Wake Forest		2-7-1	
9-28	A	L	13-31	Georgia		8-1-2	#8/4
10-5	A	L	21-24	Georgia Tech		4-6	
10-12	H	L	10-21	Auburn		7-4	#16/-
10-19	H	W	39-22	* Duke		4-6	
10-26	A	L	14-21	Alabama		8-3	#17/12
11-2	A	W	24-19	* NC State		6-4	
11-9	A	W	16-0	* Maryland		2-8	
11-16	H	W	24-14	* \$North Carolina		3-7	
11-23	H	L	3-7	* South Carolina		4-6	

## 1969 (4-6 OVERALL, 3-3 ACC, T-3<sup>rd</sup>)

Head Coach - Frank Howard (30th Season)



# ALL-TIME RESULTS

11-18	A	L	17-42	* NC State	8-3	#17/-
11-25	H	W	7-6	\$South Carolina	4-7	

## 1973 (5-6 OVERALL, 4-2 ACC, 3<sup>rd</sup>)

Head Coach - Red Parker (1st Season)

Date	Site	W-L	Score	Opponent	AP Ranks	OFRD	OFRK
9-8	H	W	14-12	The Citadel		3-8	
9-22	A	L	14-31	Georgia		7-4-1	#
9-29	A	L	21-29	Georgia Tech		5-6	
10-6	H	L	15-30	Texas A&M		5-6	
10-13	H	W	32-27	* Virginia		4-7	
10-20	A	W	24-8	* Duke		2-8	
10-27	H	L	6-29	* NC State		9-3	#16/-
11-3	H	W	35-8	* Wake Forest		1-9	
11-10	A	W	37-29	* North Carolina		4-7	
11-17	H	L	13-28	* Maryland		8-4	#20/18
11-24	A	L	20-32	South Carolina		7-4	

## 1974 (7-4 OVERALL, 4-2 ACC, T-2<sup>nd</sup>)

Head Coach - Red Parker (2nd Season)

Date	Site	W-L	Score	Opponent	AP Ranks	OFRD	OFRK
9-14	A	L	0-24	Texas A&M	-/20	8-3	16/15
9-21	A	L	10-31	* %NC State	-/15	9-2-1	#11/9
9-28	H	W	21-17	Georgia Tech		6-5	
10-5	H	W	28-24	Georgia		6-6	#
10-12	A	L	0-41	* Maryland		8-4	#13/13
10-19	H	W	17-13	* Duke		6-5	
10-26	A	L	28-29	Tennessee		7-3-2	#20/15
11-2	A	W	21-9	* Wake Forest		1-10	
11-9	H	W	54-32	* North Carolina		7-5	#
11-16	H	W	28-9	* Virginia		4-7	
11-23	H	W	39-21	South Carolina		4-7	

## 1975 (2-9 OVERALL, 2-3 ACC, 5<sup>th</sup>)

Head Coach - Red Parker (3rd Season)

Date	Site	W-L	Score	Opponent	AP Ranks	OFRD	OFRK
9-13	H	L	13-17	Tulane			
9-20	A	L	0-56	*Alabama	-/14	11-1	#3/3
9-27	A	L	28-33	Georgia Tech		7-4	
10-4	A	L	7-35	Georgia		9-3	#19/19
10-11	H	W	16-14	* Wake Forest		3-8	
10-18	A	L	21-25	* Duke		4-5-2	
10-25	H	L	7-45	* NC State		7-4-1	
11-1	H	L	7-43	Florida State		3-8	
11-8	A	W	38-35	* North Carolina		3-7-1	
11-15	H	L	20-22	* Maryland		9-2-1	#13/11
11-22	A	L	20-56	South Carolina		7-5	#

## 1976 (3-6-2 OVERALL, 0-4-1 ACC, 7<sup>th</sup>)

Head Coach - Red Parker (4th Season)

Date	Site	W-L	Score	Opponent	AP Ranks	OFRD	OFRK
9-11	H	W	10-7	The Citadel		6-5	
9-18	H	L	0-41	Georgia	-/9	10-2	#10/10
9-25	A	T	24-24	%Georgia Tech		4-6-1	
10-2	A	L	19-21	Tennessee		6-5	
10-9	A	L	14-20	* Wake Forest		5-6	
10-16	H	T	18-18	* Duke		5-5	
10-23	A	L	21-38	* NC State		3-7	
10-30	A	W	15-12	%Florida State		5-6	
11-6	H	L	23-27	* North Carolina		9-3	#
11-13	A	L	0-20	* Maryland	-/6	11-1	#8/11
11-20	H	W	28-9	\$South Carolina		6-5	

## 1977 (8-3-1 OVERALL, 4-1-1 ACC, 2<sup>nd</sup>)

Ranked No. 19 by AP

Head Coach - Charley Pell (1st Season)

Date	Site	W-L	Score	Opponent	AP Ranks	OFRD	OFRK
9-10	H	L	14-21	* Maryland	-/10	8-4	#
9-17	A	W	7-6	Georgia	-/17	5-6	
9-24	A	W	31-14	Georgia Tech		6-5	
10-1	A	W	31-13	\$Virginia Tech		3-7-1	
10-8	H	W	31-0	* \$Virginia		1-9-1	
10-15	A	W	17-11	* Duke		5-6	
10-22	H	W	7-3	* NC State	20/-	8-4	#-/19
10-29	H	W	26-0	* Wake Forest	16/-	1-10	
11-5	A	T	13-13	* North Carolina	13/-	8-3-1	#17/14
11-12	H	L	17-21	Notre Dame	15/5	11-1	#1/1
11-19	A	W	31-27	South Carolina	15/-	5-7	
12-30	N1	L	3-34	%Pittsburgh	11/10	9-2-1	#8/7

N1 - Jacksonville, Fla. (Gator Bowl)

## 1978 (11-1 OVERALL, 6-0 ACC, 1<sup>st</sup>)

Ranked No. 6 by AP, No. 6 by UPI

Head Coach (Games 1-11) - Charley Pell (2nd Season)

Head Coach (Game 12) - Danny Ford (1st Season)

Date	Site	W-L	Score	Opponent	AP Ranks	OFRD	OFRK
9-16	H	W	58-3	The Citadel		5-6	
9-23	A	L	0-12	Georgia	8/-	9-2-1	#16/15
9-30	H	W	31-0	Villanova		5-6	

10-7	H	W	38-7	Virginia Tech	4-7	
10-14	A	W	30-14	* Virginia		2-9
10-21	H	W	28-8	* Duke		4-7
10-28	A	W	33-10	* NC State	20/-	9-3
11-4	A	W	51-6	* Wake Forest	16/-	1-10
11-11	H	W	13-9	* North Carolina	15/-	5-6
11-18	A	W	28-24	* Maryland	12/11	9-3
11-25	H	W	41-23	South Carolina	10/-	5-5-1
12-29	N1	W	17-15	%Ohio State	7/20	7-4-1

N1 - Jacksonville, Fla. (Gator Bowl)

## 1979 (8-4 OVERALL, 4-2 ACC, T-2<sup>nd</sup>)

Head Coach - Danny Ford (2nd Season, 1st Full Season)

Date	Site	W-L	Score	Opponent	AP Ranks	OFRD	OFRK
9-8	H	W	21-0	Furman		5-6	
9-15	H	L	0-19	* Maryland		7-4	
9-22	H	W	12-7	Georgia		6-5	
10-6	H	W	17-7	* Virginia		2-8	
10-13	A	W	21-0	Virginia Tech		5-6	
10-20	A	W	28-10	* Duke		2-8	
10-27	H	L	13-16	* NC State		7-4	
11-3	H	W	31-0	* Wake Forest	-/14	8-4	#
11-10	A	W	19-10	* North Carolina	18/-	8-3	#15/14
11-17	A	W	16-10	Notre Dame	14/-	7-4	
11-24	A	L	9-13	South Carolina	13/19	8-4	#
12-31	N1	L	18-24	Baylor	18/19	8-4	#14/15
N1 - Atlanta, Ga. (Peach Bowl)							

N1 - Atlanta, Ga. (Peach Bowl)

## 1980 (6-5 OVERALL, 2-4 ACC, T-4<sup>th</sup>)

Head Coach - Danny Ford (3rd Season, 2nd Full Season)

Date	Site	W-L	Score	Opponent	AP Ranks	OFRD	OFRK
9-13	H	W	19-3	Rice		5-6	
9-20	A	L	16-20	Georgia	-/10	12-0	#1/1
9-27	H	W	17-10	Western Carolina		3-7-1	
10-4	H	W	13-10	Virginia Tech		8-4	#
10-11	A	W	27-24	* Virginia		4-7	
10-18	H	L	17-34	* Duke		2-9	
10-25	A	L	20-24	* \$NC State		6-5	
11-1	A	W	35-33	* Wake Forest		5-6	
11-8	H	L	19-24	* North Carolina	-/14	11-1	#10/9
11-15	A	L	7-34	* Maryland		8-4	#
11-22	H	W	27-6	South Carolina	-/14	8-4	#

## 1981 (12-0 OVERALL, 6-0 ACC, 1<sup>st</sup>)

National Champion

Ranked No. 1 by AP, No. 1 by UPI

Head Coach - Danny Ford (4th Season, 3rd Full Season)

Date	Site	W-L	Score	Opponent	AP Ranks	OFRD	OFRK
9-5	H	W	45-10	Wofford		6-5	
9-12	A	W	13-5	%Tulane		6-5	
9-19	H	W	13-3	Georgia	-/4	10-2	#6/5
10-3	A	W	21-3	Kentucky	14/-	3-8	
10-10	H	W	27-0	* Virginia	9/-	1-10	
10-17	A	W	38-10	* Duke	6/-	6-5	
10-24	H	W	17-7	* NC State	4/-	4-7	
10-31	H	W	82-24	* Wake Forest	3/-	4-7	
11-7	A	W	10-8	* North Carolina	2/8	10-2	#9/8
11-14	H	W	21-7	* Maryland	2/-	4-7	
11-21	A	W	29-13	South Carolina	2/-	6-6	
1-1	N1	W	22-15	%Nebraska	1/4	9-3	#11/9

N1 - Miami, Fla. (Orange Bowl)

## 1982 (9-1-1 OVERALL, 6-0 ACC, 1<sup>st</sup>)

Ranked No. 8 by AP

Head Coach - Danny Ford (5th Season, 4th Full Season)

Date	Site	W-L	Score	Opponent	AP Ranks	OFRD	OFRK
9-6	A	L	7-13	%Georgia	11/7	11-1	#4/4
9-18	H	T	17-17	Boston College	16/-	8-3-1	#
9-25	H	W	21-10	Western Carolina		6-5	
10-2	H	W	24-6	Kentucky		0-10-1	
10-9	A	W	48-0	* \$Virginia		2-9	
10-16	H	W	49-14	* Duke	20/-	6-5	
10-23	A	W	38-29	* NC State	18/-	6-5	
11-6	H	W	16-13	* North Carolina	13/18	8-4	#18/13
11-13	A	W	24-22	* Maryland	11/18	8-4	#20/20
11-20	H	W	24-6	South Carolina	10/-	4-7	
11-28	N1	W	21-17	* Wake Forest	10/-	3-8	

N1 - Tokyo, Japan

## 1983 (9-1-1 OVERALL, 7-0 ACC)

Ranked No. 10 by USA Today, No. 11 by AP

Head Coach - Danny Ford (6th Season, 5th Full Season)

Date	Site	W-L	Score	Opponent	AP Ranks	OFRD	OFRK
9-3	H	W	44-10	\$Western Carolina		11-3	
9-10	A	L	16-31	%Boston College		9-3	#19/20
9-17	H	T	16-16	Georgia	-/11	10-1-1	#4/4
9-24	H	W	41-14	* Georgia Tech		3-8	
10-8	H	W	42-21	* Virginia		6-5	
10-15	A	W	38-31	* Duke		3-8	

10-22	H	W	27-17	* NC State		3-8	
10-29	H	W	24-17	* Wake Forest		4-7	
11-5	A	W	16-3	* North Carolina	-/10	8-4	#
11-12	H	W	52-27	* Maryland	17/11	8-4	#
11-19	A	W	22-13	South Carolina	13/-	5-6	

Note: Not eligible for ACC title.

Note: Not eligible for ACC title.

## 1984 (7-4 OVERALL, 5-2 ACC)

Head Coach - Danny Ford (7th Season, 6th Full Season)

Date	Site	W-L	Score	Opponent	AP Ranks	OFRD	OFRK
9-1	H	W	40-7	App State	4/-	4-7	
9-8	A	W	55-0	* Virginia	3/-	8-4	#20/17
9-22	A	L	23-26	Georgia	2/20	7-4-1	#
9-29	A	L	21-28	* Georgia Tech	13/20	6-4	
10-6	H	W	20-12	* North Carolina		5-5-1	
10-20	H	W	54-21	* Duke		2-9	
10-27	A	W	35-34	* NC State		3-8	
11-3	H	W	37-14	* Wake Forest		6-5	
11-10	H	W	17-10	Virginia Tech		8-4	#
11-17	A1	L	23-41	* Maryland	20/-	9-3	#12/11
11-24	H	L	21-22	South Carolina	-/9	10-2	#11/13

A1 - Baltimore, Md.; Note: Not eligible for ACC title.

## 1985 (6-6 OVERALL, 4-3 ACC, T-3<sup>rd</sup>)

Head Coach - Danny Ford (8th Season, 7th Full Season)

Date	Site	W-L	Score	Opponent	AP Ranks	OFRD	OFRK
9-14	A	W	20-17	Virginia Tech		6-5	
9-21	H	L	13-20	Georgia		7-3-2	#
9-28	H	L	3-14	* Georgia Tech		9-2	#19/18
10-5	A	L	7-26	%Kentucky		5-6	
10-12	H	W	27-24	* Virginia		6-5	
10-19	A	W	21-9	* Duke		4-7	
10-26	H	W	39-10	* NC State		3-8	
11-2	H	W	26-10	* Wake Forest		4-7	
11-9	A	L	20-21	* North Carolina		5-6	
11-16	H	L	31-34	* \$Maryland		9-3	#18/19
11-23	A	W	24-17	South Carolina		5-6	
12-21	N1	L	13-20	%Minnesota		7-5	#

N1 - Shreveport, La. (Independence Bowl)

## 1986 (8-2-2 OVERALL, 5-1-1 ACC, 1<sup>st</sup>)

Ranked No. 17 by AP, No. 18 by USA Today, No. 19 by UPI

# ALL-TIME RESULTS

11-12	A	W	49-25	* Maryland	16/-	5-6	
11-19	H	W	29-10	South Carolina	15/25	8-4	#
1-2	N1	W	13-6	Oklahoma	9/10	9-3	#14/14

N1 - Orlando, Fla. (Citrus Bowl)

## 1989 (10-2 OVERALL, 5-2 ACC, 3<sup>rd</sup>)

Ranked No. 11 by UPI, No. 12 by AP, No. 12 by USA Today

Head Coach - Danny Ford (12th Season, 11th Full Season)

Date	Site	W-L	Score	Opponent	AP Ranks	OFRD	OFRK
9-2	H	W	30-0	Furman	12/-	12-2	
9-9	A	W	34-23	%Florida State	10/16	10-2	#3/2
9-16	A	W	27-7	%Virginia Tech	7/-	6-4-1	
9-23	H	W	31-7	* Maryland	7/-	3-7	
9-30	A	L	17-21	* \$Duke	7/-	8-4	
10-7	H	W	34-20	* Virginia	15/-	10-3	#18/15
10-14	H	L	14-30	* Georgia Tech	14/-	7-4	
10-21	H	W	30-10	* NC State	-1/2	7-5	#
10-28	H	W	44-10	* Wake Forest	22/-	2-8	
11-4	A	W	35-3	* North Carolina	21/-	1-10	
11-18	A	W	45-0	%South Carolina	15/-	6-4-1	
12-30	N1	W	27-7	%West Virginia	14/17	8-3-1	#21/-

N1 - Jacksonville, Fla. (Gator Bowl)

## 1990 (10-2 OVERALL, 5-2 ACC, T-2<sup>nd</sup>)

Ranked No. 9 by AP, No. 9 by UPI, No. 9 by USA Today

Head Coach - Ken Hatfield (1st Season)

Date	Site	W-L	Score	Opponent	AP Ranks	OFRD	OFRK
9-1	H	W	59-0	Long Beach State	10/-	6-5	
9-8	A	L	7-20	* Virginia	9/14	8-4	#23/15
9-15	A1	W	18-17	* Maryland	10/-	6-5	
9-22	H	W	48-0	App State	17/-	6-5	
9-29	H	W	26-7	* Duke	19/-	4-7	
10-6	H	W	34-3	Georgia	16/-	4-7	
10-13	A	L	19-21	* Georgia Tech	15/18	11-0-1	#2/1
10-20	A	W	24-17	* NC State	22/-	7-5	#
10-27	A	W	24-6	* Wake Forest	19/-	3-8	
11-3	H	W	20-3	* North Carolina	18/24 <sup>u</sup>	6-5	
11-17	H	W	24-15	South Carolina	17/-	6-5	
1-1	N2	W	30-0	Illinois	14/16	8-4	#25/24

A1 - Baltimore, Md.; N2 - Tampa, Fla. (Hall of Fame Bowl)

## 1991 (9-2-1 OVERALL, 6-0-1 ACC, 1<sup>st</sup>)

Ranked No. 17 by USA Today, No. 18 by AP

Head Coach - Ken Hatfield (2nd Season)

Date	Site	W-L	Score	Opponent	AP Ranks	OFRD	OFRK
9-7	H	W	34-0	App State	8/-	8-4	
9-21	H	W	37-7	Temple	8/-	2-9	
9-28	H	W	9-7	* Georgia Tech	7/19	8-5	#
10-5	A	L	12-27	%Georgia	6/-	9-3	#17/20
10-12	H	T	20-20	* Virginia	18/-	8-3	#
10-26	H	W	29-19	* NC State	19/12	9-3	#
11-2	H	W	28-10	* Wake Forest	16/-	3-8	
11-9	A	W	21-6	* %North Carolina	15/-	7-4	
11-16	H	W	40-7	* Maryland	15/-	2-9	
11-23	A	W	41-24	South Carolina	14/-	3-6-2	
12-1	N1	W	33-21	* Duke	13/-	4-7	
1-1	N2	L	13-37	California	13/14	10-2	#8/8

N1 - Tokyo, Japan; N2 - Orlando, Fla. (Citrus Bowl)

## 1992 (5-6 OVERALL, 3-5 ACC, 7<sup>th</sup>)

Head Coach - Ken Hatfield (3rd Season)

Date	Site	W-L	Score	Opponent	AP Ranks	OFRD	OFRK
9-5	H	W	24-10	Ball State	13/-	5-6	
9-12	H	L	20-24	* %Florida State	15/5	11-1	#2/2
9-26	A	L	16-20	* %Georgia Tech	16/-	5-6	
10-3	H	W	54-3	Chattanooga	25/-	2-9	
10-10	A	W	29-28	* Virginia	25/10	7-4	
10-17	H	W	21-6	* Duke	19/-	2-9	
10-24	A	L	6-20	* NC State	18/23	9-3	#17/17
10-31	A	L	15-18	* Wake Forest		8-4	#25/-
11-7	H	W	40-7	* North Carolina	-1/8	9-3	#19/18
11-14	A	L	23-53	* Maryland		3-8	
11-21	H	L	13-24	\$South Carolina		5-6	

## 1993 (9-3 OVERALL, 5-3 ACC, 3<sup>rd</sup>)

Ranked No. 22 by USA Today, No. 23 by AP

Head Coach (Games 1-11) - Ken Hatfield (4th Season)

Head Coach (Game 12) - Tommy West (1st Season)

Date	Site	W-L	Score	Opponent	AP Ranks	OFRD	OFRK
9-4	H	W	24-14	\$UNLV	22/-	3-8	
9-11	A	L	0-57	* Florida State	21/1	12-1	#1/1
9-25	H	W	16-13	* Georgia Tech		5-6	
10-2	H	W	20-14	* NC State	-1/24	7-5	#
10-9	A	W	13-10	* Duke		3-8	
10-16	H	L	16-20	* \$Wake Forest		2-9	
10-23	H	W	27-0	East Tennessee State		5-6	
10-30	H	W	29-0	* \$Maryland		2-9	
11-6	A	L	0-24	* %North Carolina	-1/6	10-3	#21/20
11-13	H	W	23-14	* Virginia	-1/8	7-5	#

11-20	A	W	16-13	South Carolina	24/-	4-7	
12-31	N1	W	14-13	%Kentucky	23/-	6-6	#

N1 - Atlanta, Ga. (Peach Bowl)

## 1994 (5-6 OVERALL, 4-4 ACC, 5<sup>th</sup>)

Head Coach - Tommy West (2nd Season, 1st Full Season)

Date	Site	W-L	Score	Opponent	AP Ranks	OFRD	OFRK
9-3	H	W	27-6	Furman	24/-	3-8	
9-10	H	L	12-29	* NC State	22/-	9-3	#17/17
9-17	A	L	6-9	* Virginia		9-3	#15/13
10-1	H	W	13-0	* Maryland		4-7	
10-8	A	L	14-40	Georgia		6-4-1	
10-15	A	L	13-19	* Duke	-1/25	8-4	#
10-22	A	L	0-17	* Florida State	-1/7	11-1	#4/5
10-29	H	W	24-8	* Wake Forest		3-8	
11-5	A	W	28-17	* North Carolina	-1/9	8-4	#-1/21
11-12	H	W	20-10	* Georgia Tech		1-10	
11-19	H	L	7-33	South Carolina		7-5	#

## 1995 (8-4 OVERALL, 6-2 ACC, 3<sup>rd</sup>)

Head Coach - Tommy West (3rd Season, 2nd Full Season)

Date	Site	W-L	Score	Opponent	AP Ranks	OFRD	OFRK
9-2	H	W	55-9	Western Carolina		3-7	
9-9	H	L	16-45	* Florida State	-1	10-2	#4/5
9-16	A	W	29-14	* %Wake Forest		1-10	
9-23	H	L	3-22	* \$Virginia	-1/11	9-4	#16/16
9-30	A	W	43-22	* NC State		3-8	
10-7	H	L	17-19	%Georgia		6-6	#
10-21	A	W	17-0	* Maryland		6-5	
10-28	A	W	24-3	* Georgia Tech		6-5	
11-4	H	W	17-10	* North Carolina		7-5	#
11-11	H	W	34-17	* \$Duke	24/-	3-8	
11-18	A	W	38-17	South Carolina	24/-	4-6-1	
1-1	N1	L	0-41	\$Syracuse	23/-	9-3	#19/17

N1 - Jacksonville, Fla. (Gator Bowl)

## 1996 (7-5 OVERALL, 6-2 ACC, 2<sup>nd</sup>)

Head Coach - Tommy West (4th Season, 3rd Full Season)

Date	Site	W-L	Score	Opponent	AP Ranks	OFRD	OFRK
8-31	A	L	0-45	* North Carolina		10-2	#10/10
9-7	H	W	19-3	Furman		9-4	
9-21	A	L	24-38	%Missouri		5-6	
9-28	H	W	21-10	* \$Wake Forest		3-8	
10-5	A	L	3-34	* %Florida State	-1/2	11-1	#3/3
10-12	A	W	13-6	* Duke		0-11	
10-19	H	W	28-25	* Georgia Tech	-1/22	5-6	
11-2	H	W	35-3	* Maryland		5-6	
11-9	A	W	24-16	* Virginia	-1/15	7-5	#
11-16	H	W	40-17	* NC State		3-8	
11-23	H	L	31-34	South Carolina	22/-	6-5	
12-28	N1	L	7-10	%LSU	-1/7	10-2	#12/-

N1 - Atlanta, Ga. (Peach Bowl)

## 1997 (7-5 OVERALL, 4-4 ACC, 5<sup>th</sup>)

Head Coach - Tommy West (5th Season, 4th Full Season)

Date	Site	W-L	Score	Opponent	AP Ranks	OFRD	OFRK
9-6	H	W	23-12	App State	18/-	7-4	
9-13	A	W	19-17	* NC State	19/25 <sup>u</sup>	6-5	
9-20	H	L	28-35	* Florida State	16/5	11-1	#3/3
9-27	A	L	20-23	* %Georgia Tech	17/-	7-5	#
10-4	H	W	39-7	Texas El-Paso		4-7	
10-11	H	L	7-21	* %Virginia		7-4	
10-25	A	W	20-9	* Maryland		2-9	
11-1	A	W	33-16	* Wake Forest		5-6	
11-8	H	W	29-20	* Duke <sup>on</sup>		2-9	
11-15	H	L	10-17	* North Carolina	-1/8	11-1	#6/4
11-22	A	W	47-21	%South Carolina		5-6	
1-2	N1	L	17-21	* Auburn	-1/13	10-3	#11/11

N1 - Atlanta, Ga. (Peach Bowl)

## 1998 (3-8 OVERALL, 1-7 ACC, 8<sup>th</sup>)

Head Coach - Tommy West (6th Season, 5th Full Season)

Date	Site	W-L	Score	Opponent	AP Ranks	OFRD	OFRK
9-5	H	W	33-0	Furman		5-6	
9-12	H	L	0-37	Virginia Tech		9-3	#23/19
9-19	A	L	18-20	* Virginia	-1/10	9-3	#18/18
9-26	H	L	19-29	* Wake Forest		3-8	
10-3	A	L	14-21	* North Carolina		7-5	#
10-10	H	W	23-0	* Maryland		3-8	
10-17	A	L	0-48	* %Florida State	-1/6	11-2	#3/3
10-24	A	L	23-28	* Duke		4-7	
10-31	H	L	39-46	* NC State		7-5	#
11-12	H	L	21-24	* %Georgia Tech	-1/22	10-2	#9/9
11-21	H	W	28-19	%South Carolina		1-10	

## 1999 (6-6 OVERALL, 5-3 ACC, 2<sup>nd</sup>)

Head Coach - Tommy Bowden (1st Season)

Date	Site	W-L	Score	Opponent	AP Ranks	OFRD	OFRK
9-4	H	L	10-13	%Marshall		13-0	#10/10

9-11	H	W	33-14	* Virginia	-1/22	7-5	#
9-23	A	L	11-31	%Virginia Tech	-1/8	11-1	#2/3
10-2	H	W	31-20	* North Carolina		3-8	
10-9	A	L	31-35	* %NC State		6-6	
10-16	A	W	42-30	* Maryland		5-6	
10-23	H	L	14-17	* %Florida State	-1	12-0	#1/1
10-30	A	W	12-3	* Wake Forest		7-5	#
11-6	H	W	58-7	* Duke		3-8	
11-13	A	L	42-45	* Georgia Tech	-1/13	8-4	#20/21
11-20	A	W	31-21	South Carolina		0-11	
12-30	N1	L	7-17	%Mississippi State	-1/15	10-2	#13/12

N1 - Atlanta, Ga. (Peach Bowl)

## 2000 (9-3 OVERALL, 6-2 ACC, 2<sup>nd</sup>)

Ranked No. 14 by USA Today, No. 16 by AP

Head Coach - Tommy Bowden (2nd Season)

Date	Site	W-L	Score	Opponent	AP Ranks	OFRD	OFRK
9-2	H	W	38-0	* The Citadel	17/-	2-9	
9-9	H	W	62-9	Missouri	17/-	3-8	
9-16	H	W	55-7	* Wake Forest	16/-	2-9	
9-23	A	W	31-10	* Virginia	11/-	6-6	#
9-30	A	W	52-22	* Duke	7/-	0-11	
10-7	H	W	34-27	* NC State	5/-	8-4	#
10-14	H	W	35-14	* Maryland	5/-	5-6	
10-21	A	W	38-24	* North Carolina	5/-	6-5	
10-28	H	L	28-31	* Georgia Tech	5/-	9-3	#17/19
11-4	A	L	7-54	* %Florida State	10/4	11-2	#5/4
11-18	H	W	16-14	South Carolina	16/25	8-4	#19/21
1-1	N1	L	20-41	Virginia Tech	16/6	11-1	#6/6

N1 - Jacksonville, Fla. (Gator Bowl)

## 2001 (7-5 OVERALL, 4-4 ACC, T-4<sup>th</sup>)

Head Coach - Tommy Bowden (3rd Season)

Date	Site	W-L	Score	Opponent	AP Ranks	OFRD	OFRK
9-1	H	W	21-13	UWCF	18/-	6-5	
9-8	H	W	38-14	Wofford	20/-	4-7	
9-22	H	L	24-26	* Virginia	19/-	5-7	
9-29	A	W	47-44	* Georgia Tech <sup>(OT)</sup>	25 <sup>9</sup> /9	8-5	#24/-
10-13	A	W	45-37	* NC State	16/-	7-5	#
10-20	H	L	3-38	* North Carolina	13/-	8-5	#
10-27	A	W	21-14	* Wake Forest	25/-	6-5	
11-3	H	L	27-41	* Florida State	24 <sup>9</sup> /14	8-4	#15/15
11-10	A	L	20-37	* %Maryland	-13	10-2	#11/10
11-17	A	L	15-20	South Carolina	-22	9-3	#13/13
12-1	H	W	59-31	* Duke		0-11	
12-31	N1	W	49-24	¶Louisiana Tech		7-5	#
¶- played in snow; N1 - Boise, Idaho (Humanitarian Bowl)							



# ALL-TIME RESULTS

9-11	H	L	24-28	* %Georgia Tech	20/-	7-5	#
9-18	A	L	6-27	%Texas A&M		7-5	#
9-25	A	L	22-41	* Florida State	-/8	9-3	#15/14
10-7	A	L	10-30	* %Virginia	-/10	8-4	#23/23
10-16	H	W	35-6	Utah State		3-8	
10-23	H	W	10-7	* Maryland		5-6	
10-30	H	W	26-20	* NC State		5-6	
11-6	A	W	24-17	* %\$Miami (Fla.) <sup>(OT)</sup>	-/11	9-3	#11/11
11-13	A	L	13-16	* Duke		2-9	
11-20	H	W	29-7	South Carolina		6-5	

## 2005 (8-4 OVERALL, 4-4 ACC, 3<sup>rd</sup> (ATLANTIC))

Ranked No. 21 by AP, No. 21 by USA Today

Head Coach - Tommy Bowden (7th Season)

Date	Site	W-L	Score	Opponent	AP Ranks	OFRD	OFRK
9-3	H	W	25-24	%Texas A&M	-/17	5-6	
9-10	A	W	28-24	* Maryland	25/-	5-6	
9-17	H	L	30-36	* Miami (Fla.) <sup>(3OT)</sup>	20/13	9-3	#17/18
9-24	H	L	13-16	* Boston College <sup>(OT)</sup>	-/25 <sup>U</sup>	9-3	#18/17
10-1	A	L	27-31	* Wake Forest		5-6	
10-13	A	W	31-10	* %NC State		7-5	#
10-22	H	W	37-7	Temple		0-11	
10-29	A	L	9-10	* Georgia Tech		7-5	#
11-5	H	W	49-20	* Duke		1-10	
11-12	H	W	35-14	* Florida State	-/17	8-5	#22/23
11-19	A	W	13-9	%South Carolina	-/19	7-5	#
12-27	N1	W	19-10	%Colorado	23/-	7-6	#

N1 - Orlando, Fla. (Champs Sports Bowl)

## 2006 (8-5 OVERALL, 5-3 ACC, T-2<sup>nd</sup> (ATLANTIC))

Head Coach - Tommy Bowden (8th Season)

Date	Site	W-L	Score	Opponent	AP Ranks	OFRD	OFRK
9-2	H	W	54-6	Florida Atlantic	18/-	5-7	
9-9	A	L	33-34	* Boston College <sup>(2OT)</sup>	18/-	10-3	#20/20
9-16	A	W	27-20	* %Florida State	-/9	7-6	#
9-23	H	W	52-7	* North Carolina	19/-	3-9	
9-30	H	W	51-0	%Louisiana Tech	18/-	3-10	
10-7	A	W	27-17	* \$Wake Forest	15/-	11-3	#18/17
10-12	N1	W	63-9	%Temple	12/-	1-11	
10-21	H	W	31-7	* %Georgia Tech	12/13	9-5	#
10-26	A	L	7-24	* %Virginia Tech	10/-	10-3	#19/18
11-4	H	L	12-13	* Maryland	19/-	9-4	#
11-11	H	W	20-14	* NC State		3-9	
11-25	H	L	28-31	South Carolina	24/-	8-5	#
12-29	N2	L	20-28	Kentucky		8-5	#

N1 - Charlotte, N.C.; N2 - Nashville, Tenn. (Music City Bowl)

## 2007 (9-4 OVERALL, 5-3 ACC, T-2<sup>nd</sup> (ATLANTIC))

Ranked No. 21 by AP, No. 22 by USA Today

Head Coach - Tommy Bowden (9th Season)

Date	Site	W-L	Score	Opponent	AP Ranks	OFRD	OFRK
9-3	H	W	24-18	* %Florida State	-/19	7-6	#
9-8	H	W	49-26	ULM	25/-	6-6	
9-15	H	W	38-10	Furman	20/-	6-5	
9-22	A	W	42-20	* NC State	15/-	5-7	
9-29	A	L	3-13	* Georgia Tech	13/-	7-6	#
10-6	H	L	23-41	* %\$Virginia Tech	22/15	11-3	#9/9
10-20	H	W	70-14	Central Michigan		8-6	#
10-27	A	W	30-17	* Maryland		6-7	#
11-3	A	W	47-10	* Duke	25/-	1-11	
11-10	H	W	44-10	* Wake Forest	20/-	9-4	#
11-17	H	L	17-20	* %Boston College	15/18	11-3	#10/11
11-24	A	W	23-21	%South Carolina	21/-	6-6	
12-31	N1	L	20-23	%Auburn <sup>(OT)</sup>	15/22	9-4	#15/14

N1 - Atlanta, Ga. (Chick-fil-A Bowl)

## 2008 (7-6 OVERALL, 4-4 ACC, T-3<sup>rd</sup> (ATLANTIC))

Head Coach (Games 1-6) - Tommy Bowden (10th Season)

Head Coach (Game 7-13) - Dabo Swinney (1st Season)

Date	Site	W-L	Score	Opponent	AP Ranks	OFRD	OFRK
8-30	N1	L	10-34	%Alabama	9/24	12-2	#6/6
9-6	H	W	45-17	The Citadel	22/-	4-8	
9-13	H	W	27-9	* NC State	23/-	6-7	#
9-20	H	W	54-0	South Carolina State	23/-	10-3	
9-27	H	L	17-20	* Maryland	20/-	8-5	#
10-9	A	L	7-12	* %Wake Forest	-/21	8-5	#
10-18	H	L	17-21	* Georgia Tech		9-4	#22/22
11-1	A	W	27-21	* Boston College		9-5	#
11-8	A	L	27-41	* Florida State	-/24	9-4	#21/23
11-15	H	W	31-7	* Duke		4-8	
11-22	A	W	13-3	* Virginia		5-7	
11-29	H	W	31-14	\$South Carolina		7-6	#
1-1	N2	L	21-26	Nebraska		9-4	#

N1 - Atlanta, Ga.; N2 - Jacksonville, Fla. (Gator Bowl)

## 2009 (9-5 OVERALL, 6-2 ACC, 1<sup>st</sup> (ATLANTIC))

Ranked No. 24 by AP

Date	Site	W-L	Score	Opponent	AP Ranks	OFRD	OFRK
9-5	H	W	37-14	%\$Middle Tennessee	10-3		#
9-10	A	L	27-30	* %Georgia Tech	-/15	11-3	#13/13
9-19	H	W	25-7	* \$Boston College		8-5	#
9-26	H	L	10-14	\$TCU	-/15	12-1	#6/6
10-3	A	L	21-24	* Maryland		2-10	
10-17	H	W	38-3	* \$Wake Forest		5-7	
10-24	A	W	40-37	* Miami (Fla.) <sup>(OT)</sup>	-/8	9-4	#19/19
10-31	H	W	49-3	\$Coastal Carolina		5-6	
11-7	H	W	40-24	* %Florida State		7-6	#
11-14	A	W	43-23	* NC State	24/-	5-7	
11-21	H	W	34-21	* Virginia	18/-	3-9	
11-28	A	L	17-34	South Carolina	15/-	7-6	#
12-5	N1	L	34-39	%Georgia Tech	25/12	11-3	#13/13
12-27	N2	W	21-13	%Kentucky		7-6	#

N1 - Tampa, Fla. (ACC Championship Game); N2 - Nashville, Tenn. (Music City Bowl)

## 2010 (6-7 OVERALL, 4-4 ACC, T-4<sup>th</sup> (ATLANTIC))

Head Coach - Dabo Swinney (3rd Season, 2nd Full Season)

Date	Site	W-L	Score	Opponent	AP Ranks	OFRD	OFRK
9-4	H	W	35-10	North Texas		3-9	
9-11	H	W	58-21	Presbyterian		2-9	
9-18	A	L	24-27	%Auburn <sup>(OT)</sup>	-/16	14-0	#1/1
10-2	H	L	21-30	* Miami (Fla.)	-/16	7-6	#
10-9	A	L	16-21	* North Carolina		8-5	#
10-16	H	W	31-7	* Maryland		9-4	#23/24
10-23	H	W	27-13	* Georgia Tech		6-7	#
10-30	A	L	10-16	* Boston College		7-6	#
11-6	H	W	14-13	* NC State	-/23	9-4	#25/25
11-13	A	L	13-16	* %Florida State		10-4	#17/16
11-20	A	W	30-10	* Wake Forest		3-9	
11-27	H	L	7-29	%South Carolina	-/18	9-5	#22/22
12-31	N1	L	26-31	South Florida		8-5	#

N1 - Charlotte, N.C. (Meineke Car Care Bowl)

## 2011 (10-4 OVERALL, 6-2 ACC, 1<sup>st</sup> (ATLANTIC))

Ranked No. 22 by AP, No. 22 by USA Today

Date	Site	W-L	Score	Opponent	AP Ranks	OFRD	OFRK
9-3	H	W	43-19	Troy		3-9	
9-10	H	W	35-27	Wofford		8-4	
9-17	H	W	38-24	Auburn	-/21	8-5	#
9-24	H	W	35-30	* Florida State	21/11	9-4	#23/23
10-1	A	W	23-3	* %\$Virginia Tech	13/11	11-3	#21/17
10-8	H	W	36-14	* Boston College	8/-	4-8	
10-15	A	W	56-45	* %Maryland	8/-	2-10	
10-22	H	W	59-38	* North Carolina	8/-	7-6	#
10-29	A	L	17-31	* %Georgia Tech	6/-	8-5	#
11-12	H	W	31-28	* Wake Forest	9/-	6-7	#
11-19	A	L	13-37	* NC State	7/-	8-5	#
11-26	A	L	13-34	%South Carolina	18/14	11-2	#9/8
12-3	N1	W	38-10	%Virginia Tech	21/5	11-3	#21/17
1-4	N2	L	33-70	%West Virginia	14/23	10-3	#17/18

N1 - Charlotte, N.C. (ACC Championship Game); N2 - Miami Gardens, Fla. (Orange Bowl)

## 2012 (11-2 OVERALL, 7-1 ACC, T-1<sup>st</sup> (ATLANTIC))

Ranked No. 9 by USA Today, No. 11 by AP

Date	Site	W-L	Score	Opponent	AP Ranks	OFRD	OFRK
9-1	N1	W	26-19	%Auburn	14/25 <sup>U</sup>	3-9	
9-8	H	W	52-27	Ball State	12/-	9-4	#
9-15	H	W	41-7	Furman	11/-	3-8	
9-22	A	L	37-49	* %Florida State	10/4	12-2	#10/8
9-29	A	W	45-31	* Boston College	17/-	2-10	
10-6	H	W	47-31	* Georgia Tech	15/-	7-7	#
10-20	H	W	38-17	* Virginia Tech	14/-	7-6	#
10-25	A	W	42-13	* %Wake Forest	14/-	5-7	
11-3	A	W	56-20	* %Duke	10/-	6-7	#
11-10	H	W	45-10	* Maryland	10/-	4-8	
11-17	H	W	62-48	* NC State	11/-	7-6	#
11-24	H	L	17-27	%South Carolina	12/13	11-2	#8/7
12-31	N2	W	25-24	%LSU	14/9	10-3	#14/12

N1 - Atlanta, Ga.; N2 - Atlanta, Ga. (Chick-fil-A Bowl)

## 2013 (11-2 OVERALL, 7-1 ACC, 2<sup>nd</sup> (ATLANTIC))

Ranked No. 7 by USA Today, No. 8 by AP

Date	Site	W-L	Score	Opponent	AP Ranks	OFRD	OFRK
8-31	H	W	38-35	%Georgia	8/5	8-5	#
9-7	H	W	52-13	South Carolina State	4/-	8-4	
9-19	A	W	26-14	* %NC State	3/-	3-9	
9-28	H	W	56-7	* Wake Forest	3/-	4-8	
10-5	A	W	49-14	* Syracuse	3/-	7-6	#
10-12	H	W	24-14	* Boston College	3/-	7-6	#

10-19	H	L	14-51	* %Florida State	3/5	14-0	#1/1
10-26	A	W	40-27	* Maryland	9/-	7-6	#
11-2	A	W	59-10	* Virginia	9/-	2-10	
11-14	H	W	55-31	* %Georgia Tech	8/-	7-6	#
11-23	H	W	52-6	The Citadel	7/-	5-7	
11-30	A	L	17-31	%South Carolina	6/10	11-2	#4/4
1-3	N1	W	40-35	%Ohio State	12/7	12-2	#12/10

N1 - Miami Gardens, Fla. (Orange Bowl)

## 2014 (10-3 OVERALL, 6-2 ACC, 2<sup>nd</sup> (ATLANTIC))

Ranked No. 15 by USA Today, No. 15 by AP

Date	Site	W-L	Score	Opponent	AP Ranks	OFRD	OFRK
8-30	A	L	21-45	Georgia	16/12	10-3	#9/9
9-6	H	W	73-7	South Carolina State	23/-	8-4	
9-20	A	L	17-23	* %Florida State <sup>(OT)</sup>	22/1	13-1	#5/6
9-27	H	W	50-35	* %North Carolina		6-7	#
10-4	H	W	41-0	* NC State		8-5	#
10-11	H	W	23-17	* Louisville		9-4	#24/24
10-18	A	W	17-13	* Boston College	24/-	7-6	#
10-25	H	W	16-6	* %Syracuse	21/-	3-9	
11-6	A	W	34-20	* %Wake Forest	19/-	3-9	
11-15	A	L	6-28	* Georgia Tech	18/24	11-3	#8/7
11-22	H	W	28-0	Georgia State		1-11	
11-29	H	W	35-17	South Carolina	23/-	7-6	#
12-29	N1	W	40-6	%Oklahoma	18/-	8-5	#

N1 - Orlando, Fla. (Russell Athletic Bowl)

## 2015 (14-1 OVERALL, 8-0 ACC, 1<sup>st</sup> (ATLANTIC))

Ranked No. 2 by AP, No. 2 by USA Today

Date	Site	W-L	Score	Opponent	AP Ranks	OFRD	OFRK
9-5	H	W	49-10	Wofford	12/-	5-6	
9-12	H	W	41-10	App State	12/-	11-2	#
9-17	A	W	20-17	* %Louisville	11/-	8-5	#
10-3	H	W	24-22	%\$Notre Dame	11/6	10-3	#11/12
10-10	H	W	43-24	* Georgia Tech	6/-	3-9	
10-17	H	W	34-17	* Boston College	5/-	3-9	
10-24	A	W	58-0	* Miami (Fla.)	6/-	8-5	#
10-31	A	W	56-41	* NC State	3/-	7-6	#
11-7	H	W	23-13	* Florida State	3/17	10-3	#14/1

# ALL-TIME RESULTS

11-18	H	W	61-3	The Citadel	4/-	4-6	
11-25	A	W	34-10	%South Carolina	4/24 <sup>c</sup>	9-4	#
12-2	N1	W	38-3	%Miami (Fla.)	1/7	10-3	#13/13
1-1	N2	L	6-24	%Alabama	1/4	13-1	#1/1

N1 - Charlotte, N.C. (ACC Championship Game); N2 - New Orleans, La. (Sugar Bowl)

## 2018 (15-0 OVERALL, 8-0 ACC, 1<sup>st</sup> (ATLANTIC))

National Champion

Ranked No. 1 by AP, No. 1 by USA Today

Head Coach - Dabo Swinney (11th Season, 10th Full Season)							
Date	Site	W-L	Score	Opponent	AP Ranks	OFRD	OFRK
9-1	H	W	48-7	Furman	2/-	6-4	
9-8	A	W	28-26	*\$Texas A&M	2/-	9-4	#16/16
9-15	H	W	38-7	Georgia Southern	2/-	10-3	#
9-22	A	W	49-21	*Georgia Tech	3/-	7-6	#
9-29	H	W	27-23	*Syracuse	3/-	10-3	#15/15
10-6	A	W	63-3	*Wake Forest	4/-	7-6	#
10-20	H	W	41-7	*NC State	3/16	9-4	#
10-27	A	W	59-10	*Florida State	2/-	5-7	
11-3	H	W	77-16	*Louisville	2/-	2-10	
11-10	A	W	27-7	*%Boston College	2/17	7-5	#
11-17	H	W	35-6	*%Duke	2/-	8-5	#
11-24	H	W	56-35	%South Carolina	2/-	7-6	#
12-1	N1	W	42-10	*\$Pittsburgh	2/-	7-7	#
12-29	N2	W	30-3	Notre Dame	2/3	12-1	#5/5
1-7	N3	W	44-16	Alabama	2/1	14-1	#2/2

N1 - Charlotte, N.C. (ACC Championship Game); N2 - Arlington, Texas (Cotton Bowl); N3 - Santa Clara, Calif. (CFP National Championship Game)

## 2019 (14-1 OVERALL, 8-0 ACC, 1<sup>st</sup> (ATLANTIC))

Ranked No. 2 by AP, No. 2 by USA Today

Head Coach - Dabo Swinney (12th Season, 11th Full Season)							
Date	Site	W-L	Score	Opponent	AP Ranks	OFRD	OFRK
8-29	H	W	52-14	*%Georgia Tech	1/-	3-9	
9-7	H	W	24-10	Texas A&M	1/12	8-5	#
9-14	A	W	41-6	*Syracuse	1/-	5-7	
9-21	H	W	52-10	%Charlotte	1/-	7-6	#
9-28	A	W	21-20	*North Carolina	1/-	7-6	#
10-12	H	W	45-14	*Florida State	2/-	6-7	#
10-19	A	W	45-10	*Louisville	3/-	8-5	#
10-26	H	W	59-7	*%Boston College	4/-	6-7	#
11-2	H	W	59-14	Wofford	4/-	8-4	
11-9	A	W	55-10	*%NC State	4/-	4-8	
11-16	H	W	52-3	*Wake Forest	3/-	8-5	#

11-30	A	W	38-3	South Carolina	3/-	4-8	
12-7	N1	W	62-17	%Virginia	3/22	9-5	#-/25
12-28	N2	W	29-23	%Ohio State	3/2	13-1	#3/3
1-13	N3	L	25-42	%LSU	3/1	15-0	#1/1

N1 - Charlotte, N.C. (ACC Championship Game); N2 - Glendale, Ariz. (Fiesta Bowl); N3 - New Orleans, La. (CFP National Championship Game)

## 2020 (10-2 OVERALL, 8-1 ACC, 2<sup>nd</sup>)

Ranked No. 3 by AP, No. 3 by USA Today

Head Coach - Dabo Swinney (13th Season, 12th Full Season)							
Date	Site	W-L	Score	Opponent	AP Ranks	OFRD	OFRK
9-12	A	W	37-13	*%Wake Forest	1/-	4-5	#
9-19	H	W	49-0	The Citadel	1/-	2-10	
10-3	H	W	41-23	*%Virginia	1/-	5-5	
10-10	H	W	42-17	*%Miami (Fla.)	1/7	8-3	#22/22
10-17	A	W	73-7	*Georgia Tech	1/-	3-7	
10-24	H	W	47-21	*Syracuse	1/-	1-10	
10-31	H	W	34-28	*Boston College	1/-	6-5	
11-7	A	L	40-47	*%Notre Dame <sup>(207)</sup>	1/4	10-2	#5/5
11-28	H	W	52-17	*Pittsburgh	4/-	6-5	
12-5	A	W	45-10	*%Virginia Tech	4/-	5-6	
12-19	N1	W	34-10	Notre Dame	4/2	10-2	#5/5
1-1	N2	L	28-49	%Ohio State	2/3	7-1	#2/2

N1 - Charlotte, N.C. (ACC Championship Game); N2 - New Orleans, La. (Sugar Bowl)

## 2021 (10-3 OVERALL, 6-2 ACC, T-2<sup>nd</sup> (ATLANTIC))

Ranked No. 14 by AP, No. 16 by USA Today

Head Coach - Dabo Swinney (14th Season, 13th Full Season)							
Date	Site	W-L	Score	Opponent	AP Ranks	OFRD	OFRK
9-4	N1	L	3-10	%Georgia	3/5	14-1	#1/1
9-11	H	W	49-3	South Carolina State	6/-	7-5	#
9-18	H	W	14-8	*Georgia Tech	6/-	3-9	
9-25	A	L	21-27	*NC State <sup>(207)</sup>	9/-	9-3	#20/19
10-2	H	W	19-13	*%Boston College	25/-	6-6	#
10-15	A	W	17-14	*Syracuse	25 <sup>u</sup> /-	5-7	
10-23	A	L	17-27	*Pittsburgh	24 <sup>u</sup> /23	11-3	#13/13
10-30	H	W	30-20	*Florida State		5-7	
11-6	A	W	30-24	*%Louisville		6-7	#
11-13	H	W	44-7	UConn		1-11	
11-20	H	W	48-27	*Wake Forest	-/13	11-3	#15/14
11-27	A	W	30-0	%South Carolina	23 <sup>c</sup> /-	7-6	#
12-28	N2	W	20-13	Iowa State	19/-	7-6	#

N1 - Charlotte, N.C.; N2 - Orlando, Fla. (Cheez-It Bowl)

## 2022 (11-3 OVERALL, 8-0 ACC, 1<sup>st</sup> (ATLANTIC))

Ranked No. 12 by USA Today, No. 13 by AP

Head Coach - Dabo Swinney (15th Season, 14th Full Season)							
Date	Site	W-L	Score	Opponent	AP Ranks	OFRD	OFRK
9-5	A1	W	41-10	*%Georgia Tech	4/-	5-7	
9-10	H	W	35-12	Furman	5/-	10-3	
9-17	H	W	48-20	%Louisiana Tech	5/-	3-9	
9-24	A	W	51-45	*Wake Forest <sup>(207)</sup>	5/21	8-5	#
10-1	H	W	30-20	*%NC State	5/10	8-5	#
10-8	A	W	31-3	*%Boston College	5/-	3-9	
10-15	A	W	34-28	*%Florida State	4/-	10-3	#11/10
10-22	H	W	27-21	*Syracuse	5/14	7-6	#
11-5	A	L	14-35	%Notre Dame	5/-	9-4	#18/18
11-12	H	W	31-16	*Louisville	12/-	8-5	#
11-19	H	W	40-10	*Miami (Fla.)	9/-	5-7	
11-26	H	L	30-31	South Carolina	7/-	8-5	#23/23
12-3	N2	W	39-10	%North Carolina	10/24	9-5	#
12-30	N3	L	14-31	%Tennessee	10/6	11-2	#6/6

A1 - Mercedes-Benz Stadium; N2 - Charlotte, N.C. (ACC Championship Game); N3 - Miami Gardens, Fla. (Orange Bowl)

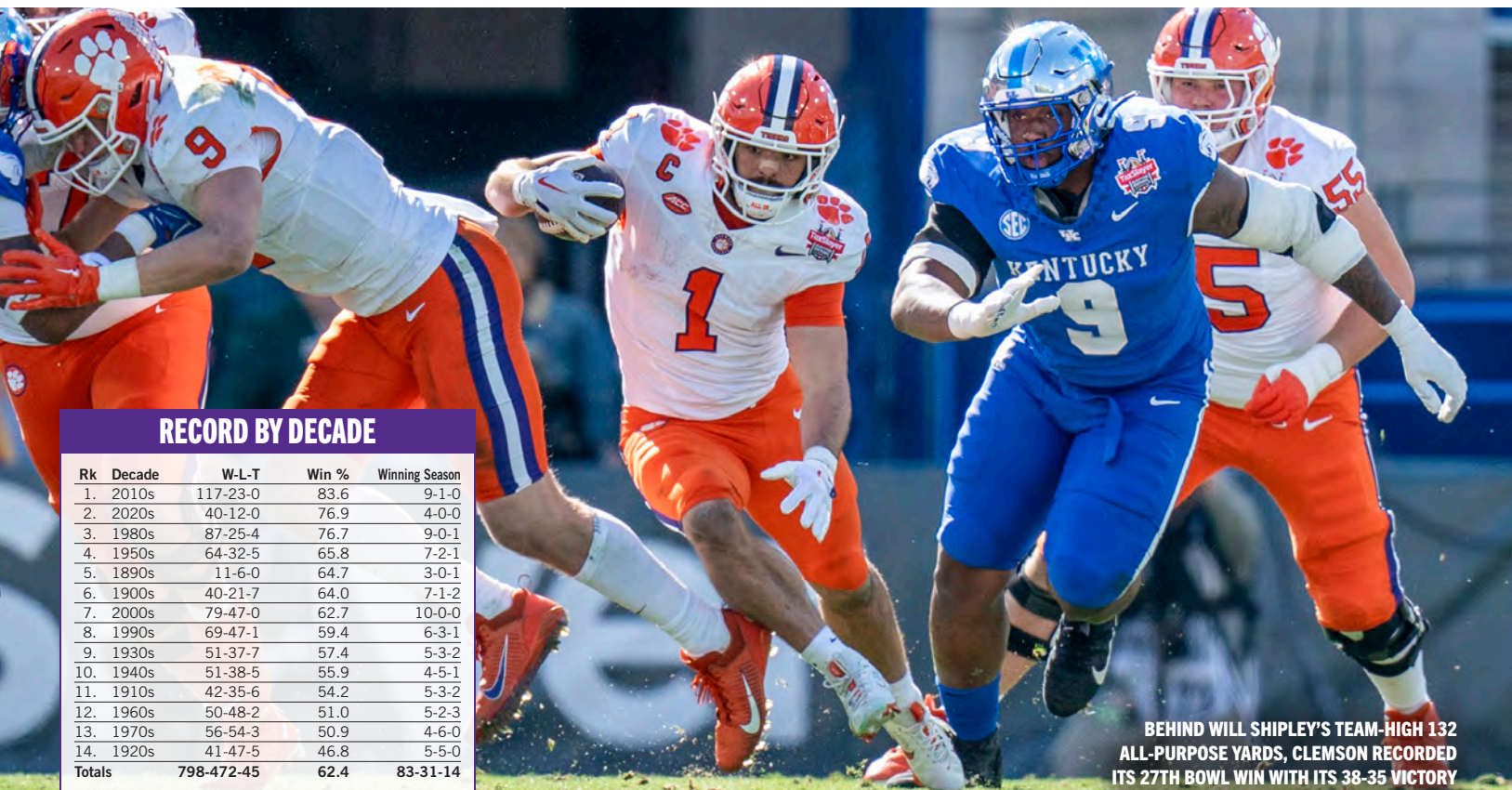
## 2023 (9-4 OVERALL, 4-4 ACC, T-6<sup>th</sup>)

Ranked No. 20 by AP, No. 20 by USA Today

Head Coach - Dabo Swinney (16th Season, 15th Full Season)							
Date	Site	W-L	Score	Opponent	AP Ranks	OFRD	OFRK
9-4	A	L	7-28	*%Duke	9/-	8-5	#
9-9	H	W	66-17	Charleston Southern	25/-	4-7	
9-16	H	W	48-14	%Florida Atlantic		4-8	
9-23	H	L	24-31	*Florida State <sup>(207)</sup>	-/4	13-1	#6/6
9-30	A	W	31-14	*Syracuse		6-7	#
10-7	H	W	17-12	*Wake Forest		4-8	
10-21	A	L	20-28	*%Miami (Fla.) <sup>(207)</sup>		7-6	#
10-28	A	L	17-24	*NC State		9-4	#21/21
11-4	H	W	31-23	Notre Dame	-/12	10-3	#14/14
11-11	H	W	42-21	*Georgia Tech		7-6	#
11-18	H	W	31-20	*North Carolina	-/22	8-5	#
11-25	A	W	16-7	%South Carolina		5-7	
12-29	N1	W	38-35	Kentucky		7-6	#

N1 - Jacksonville, Fla. (Gator Bowl)

\* - regular-season conference game; % - night game; \$ - played in rain; # - selected to a bowl game; <sup>u</sup> - coaches poll; <sup>c</sup> - CFP ranking; OFRD - opponent final record; OFRK - opponent final ranking (AP ranking listed first, followed by coaches ranking); Note: Home games in bold; Clemson ranking listed first, followed by opponent rankings for "AP Ranks."



### RECORD BY DECADE

Rk	Decade	W-L-T	Win %	Winning Season
1.	2010s	117-23-0	83.6	9-1-0
2.	2020s	40-12-0	76.9	4-0-0
3.	1980s	87-25-4	76.7	9-0-1
4.	1950s	64-32-5	65.8	7-2-1
5.	1890s	11-6-0	64.7	3-0-1
6.	1900s	40-21-7	64.0	7-1-2
7.	2000s	79-47-0	62.7	10-0-0
8.	1990s	69-47-1	59.4	6-3-1
9.	1930s	51-37-7	57.4	5-3-2
10.	1940s	51-38-5	55.9	4-5-1
11.	1910s	42-35-6	54.2	5-3-2
12.	1960s	50-48-2	51.0	5-2-3
13.	1970s	56-54-3	50.9	4-6-0
14.	1920s	41-47-5	46.8	5-5-0
Totals		798-472-45	62.4	83-31-14

BEHIND WILL SHIPLEY'S TEAM-HIGH 132 ALL-PURPOSE YARDS, CLEMSON RECORDED ITS 27TH BOWL WIN WITH ITS 38-35 VICTORY OVER KENTUCKY IN THE 2023 GATOR BOWL.



2016

# NATIONAL CHAMPIONS

STATE CHAMPIONS • ACC CHAMPIONS • FIESTA BOWL CHAMPIONS

The Tigers finished with a 14-1 record after defeating previously undefeated and top-ranked Alabama 35-31 in the CFP National Championship Game on Jan. 9.

Clemson's 14 wins tied the FBS record for victories in a season.

Clemson was just the sixth national champion (since 1977) to play the nation's most difficult schedule the season it won the title.

Clemson defeated 11 FBS schools that finished with a winning record, including five that totaled 10+ wins and six that finished in the top 25 of the AP poll. Those schools were No. 2 Alabama, No. 6 Ohio State, No. 8 Florida State, No. 16 Virginia Tech, No. 21 Louisville and No. 24 Auburn.





AUG. 31  
**GEORGIA**  
ATLANTA, GA.

SEPT. 7  
**APP STATE**

SEPT. 21  
**NC STATE**

SEPT. 28  
**STANFORD**

OCT. 5  
**FLORIDA STATE**

OCT. 12  
**WAKE FOREST**

OCT. 19  
**VIRGINIA**

NOV. 2  
**LOUISVILLE**

NOV. 9  
**VIRGINIA TECH**

NOV. 16  
**PITTSBURGH**

NOV. 23  
**THE CITADEL**

NOV. 30  
**SOUTH CAROLINA**

ORANGE DENOTES HOME GAME IN DEATH VALLEY

PURPLE DENOTES AWAY GAME

GRAY DENOTES NEUTRAL GAME

