

2023 TIGER FOOTBALL

CLEMSON



WILL PUTNAM
THIRD-TEAM ALL-ACC

TYLER DAVIS
SECOND-TEAM ALL-AMERICAN
FIRST-TEAM ALL-ACC

BARRETT CARTER
FOURTH-TEAM ALL-AMERICAN
FIRST-TEAM ALL-ACC

BLAKE MILLER
FRESHMAN ALL-AMERICAN

DABO SWINNEY
2X NATIONAL CHAMPION
8X ACC CHAMPION
3X BRYANT COACH OF THE YEAR

ANTONIO WILLIAMS
FRESHMAN ALL-AMERICAN

JEREMIAH TRUTTER JR.
SECOND-TEAM ALL-AMERICAN
THIRD-TEAM ALL-ACC

WILL SHIPLEY
ACADEMIC ALL-AMERICAN
FIRST-TEAM ALL-ACC

MEDIA GUIDE

CLEMSONTIGERS.COM

YouTube Instagram Twitter Facebook @ClemsonFB



2018 NATIONAL CHAMPIONS

STATE CHAMPIONS • ACC CHAMPIONS • COTTON BOWL CHAMPIONS

Clemson posted an undefeated 15-0 record, becoming the first team to accomplish the feat since Penn in 1897. The Tigers won each of their final 10 games by 20+ points.

Clemson finished its sixth undefeated season (1900, 1906, 1948, 1950, 1981, 2018) and fourth perfect season (1900, 1948, 1981, 2018) in school history.

Clemson had a 15-0 record against a schedule that included a school-record 12 games against teams that finished with winning records.

Clemson's roster included 26 members who had already earned degrees before the game was played, including two with master's degrees.



2023 CLEMSON FOOTBALL

ALL IN



GENERAL INFORMATION

Table of Contents	1
The Clemson Football Standard	2-7
1981 National Championship Season	8
2016 National Championship Season	9
2018 National Championship Season	10
Media Information	11
2023 Outlook	12-14

FOOTBALL & ADMINISTRATIVE STAFF

Dabo Swinney (Head Coach)	15-20
Woody McCorvey (Chief of Football Administration)	21
Mike Reed (Assistant Head Coach)	22
Mickey Conn (Assistant Coach)	23
Nick Eason (Assistant Coach)	24
Wes Goodwin (Assistant Coach)	25
Tyler Grisham (Assistant Coach)	26
Kyle Richardson (Assistant Coach)	27
Garrett Riley (Assistant Coach)	28
Thomas Austin (Assistant Coach)	29
Lemanski Hall (Assistant Coach)	30
C.J. Spiller (Assistant Coach)	31
Football Support Staff	32-38
Jim Clements (President)	39
Graham Neff (Director of Athletics)	40

THIS IS CLEMSON FOOTBALL

IPTAY	41
Allen N. Reeves Football Complex	42,43
P.A.W. Journey	44,45
Clemson Athletics Branding Institute	46,47
100 Yards of Wellness	48,49
Clemson Applied Science Lab	50
Strength & Conditioning	51
Memorial Stadium	52,53
Running Down the Hill	54
Year-By-Year Attendance	54
Signees By State	55

MEET THE TIGERS

Numerical Roster	56,57
Alphabetical Roster	58,59
Veteran Bios	60-78
Rookie Bios	79-83

2022 REVIEW

Overall Stats	84,85
Team Game-By-Game Stats	86
Individual Game-By-Game Stats	87-89
Offensive Drive Charts	90
Defensive Drive Charts	91
Participation	92,93
Game-By-Game Starters	93
Superlatives	94
Game Recaps	95-99
Seniors & Pro Signees	100
Lettermen	101
Honors & Awards	102
ACC	103

HISTORY & RECORDS

Offensive Team Records	104,105
Defensive Team Records	105
Team Game Bests	106-109
500-Yard Team Total Offense Games	110
Longest Offensive Drives	110
300-Yard Team Rushing Games	111
200-Yard Team Passing Games	112,113
Offensive Team Season Bests	114
Defensive Team Season Bests	115
Individual Records	116-118
Individual Defensive Records	119
Highest Scoring Quarters	119
Longest Plays	120,121
Individual Game Bests	122-124
100-Yard Individual Rushing Games	125-127
200-Yard Individual Passing Games	128,129

100-Yard Individual Receiving Games	130,131
100-Yard Rusher & 100-Yard Receiver in One Game	131
Unusual Statistical Occurrences	132,133
Non-Offensive Touchdowns	134,135
Individual Season Bests	136,137
Yearly Leaders	138-141
Class Records; Senior Class Records	142
Snap Records	143
Streak Records	144
Individual Defensive Season & Career Bests	145
Yearly Defensive Leaders	146,147
Fourth Quarter Wins	147
Career Leaders	148-150
Clemson Ring of Honor & Hall of Fame Members	151
Honors & Awards	152-157
All-Americans	158-165
All-ACC Selections	166,167
Tradition By Position	168-174
Lettermen	175-181
Head Coaching Records	182
Former Head Coaches	183-185
Assistant Coaches	186,187
Pro Players (All Outdoor Leagues)	188-191
NFL Draft Picks	192,193
NFL Alumni Games & Seasons	194
NFL Alumni Honors	195
Year-By-Year Team Records	196,197
Year-By-Year Clemson Stats	198,199
Year-By-Year Opponent Stats	200,201
Bowl History	202,203
Weekly Polls	204,205
Game Results vs. Ranked Opponents	206,207
Top-25 Wins	208
Against All Competition	209
Against All FBS Conferences	209
Game Results vs. 2023 Opponents	210-212
Record By Date	212
All-Time Results	213-220

MEDIA GUIDE CREDITS

The 2023 Clemson football media guide was written and edited by Director of Football Communications **Ross Taylor**. Layout, design and editorial assistance was executed by Senior Associate Director of Athletic Communications **Brian Hennessy**.

The following people also contributed editorial assistance: **Brent Breedin** and **Tucker Pettigrew**.

Thanks to the late **Bob Bradley**, whose 45 years of research and dedication to Clemson athletics made production of the football media guide easier for future generations. Also, thanks to the late **Dr. Harold Vigodsky**, **Tim Bourret** and Clemson University Archives for their contributions.

COVER DESIGN

Thanks to **Blaze Watson** for his design of the covers.

PHOTO CREDITS

Carl Ackerman, Trent Allen, Jada Allred, Makenna Biehl, Daniel Brandalise, Rex Brown, Mikaela Carroll, Scott Clarke, Eddie Cliffe, Brooks Cockrell, Kyle Coulter, Mark Cramer, Tommy Crumpton, Ella Drake, Phil Ellsworth, Reece Etienne, Sam Frost, Jim Graham, Carter Gustin, Zach Hanby, Brian Hennessy, Mark Hoyle, Annemarie Jacques, Ashley Jones, Jackson Jones, Matt Kamph, Allen Kee, Trey Keys, Max Knipstein, Wil Langston, Craig Mahaffey, Mark McInnis, Peter McLean, Jim Moriarty, Roy Philpott, David Platt, Dawson Powers, Brooke Russell, Ken Scar, Abbie Skeen, Tyler Smith, Glenn Spake, David Sparks, Jared Sweat, Abby Szlosek, Vern Verna, Bob Waldrop, Blaze Watson, Chas Williams, Mad-die Williams, Josh Wilson, Patrick Wright, ESPN Images, NFL. Also, special thanks to the late Earle "Pepper" Martin, who donated thousands of photos in all sports to the athletic department over the years.

PRINTING

Martin Printing Co. (Easley, S.C.)

THE CLEMSON FOOTBALL STANDARD

ONE OF THE WINNINGEST PROGRAMS

Alabama and Clemson rank No. 1 and 2 in the country in wins since 2015, with the two teams combining for five out of eight national championships in that time frame.

MOST WINS (SINCE 2015)

Rk	School	W	L	Pct.
1.	Alabama	103	10	.912
2.	Clemson	100	13	.885
3.	Georgia	91	19	.835
4.	Ohio State	90	12	.882
5.	Oklahoma	84	21	.800

Clemson has a 142-24 record since starting its current stretch of 10-win seasons in 2011. Only Alabama (151-16) has more wins since 2011.

MOST WINS (SINCE 2011)

Rk	School	W	L	Pct.
1.	Alabama	151	16	.904
2.	Clemson	142	24	.855
3.	Ohio State	134	22	.859
4.	Georgia	131	32	.804
5.	Oklahoma	123	34	.783

10-WIN SEASONS

Clemson enters 2023 riding a streak of 12 consecutive 10-win seasons. The record for consecutive 10-win seasons is 15, as Alabama's 15th consecutive 10-win season in 2022 broke Florida State's record of 14 from 1987-2000. In 2022, Clemson joined Florida State and Alabama as the only programs ever to reach 10 wins in a dozen straight seasons.

Last season was Clemson's 19th 10-win season in school history. It was Clemson's 12th such season under Dabo Swinney.

CONSECUTIVE 10-WIN SEASONS (FBS HISTORY)

Rk	School	Years	Streak
1.	Alabama	2008-22	*15
2.	Florida State	1987-00	14
3.	Clemson	2011-22	*12
4.	Texas	2001-09	9
5.	Ohio State	2012-19	8
	Virginia Tech	2004-11	8
	Miami (Fla.)	1985-92	8

* - active streak

CONSECUTIVE 10-WIN SEASONS (ACTIVE STREAKS)

Rk	School	Started	Streak
1.	Alabama	2008	15
2.	Clemson	2011	12
3.	Eight teams tied	2021	2

Of the 133 active FBS schools, only nine programs entered 2023 having won at least six games every year since 2015. That number dips to five when pushing the win total to seven, and drops all the way to three when setting the bar at eight wins.

SEASON WIN STREAKS SINCE 2015

Eight-year streaks of...	FBS Teams
At least 6 wins	9 <i>Alabama, App State, Clemson, Georgia, Iowa, Memphis, Ohio State, Oklahoma, Oklahoma State</i>
At least 7 wins	5 <i>Alabama, Clemson, Georgia, Ohio State, Oklahoma State</i>
At least 8 wins	3 <i>Alabama, Clemson, Georgia</i>
At least 9 wins	2 <i>Alabama, Clemson</i>
At least 10 wins	2 <i>Alabama, Clemson</i>

POSTSEASON STREAK

Between ACC Championship Games, bowl games and College Football Playoff National Championship Games, Clemson has won at least one postseason game in each of the last 12 years, the longest streak in FBS history.

STREAKS OF SEASONS WINNING AT LEAST ONE POSTSEASON GAME (FBS HISTORY)

Rk	School	Seasons	Streak
1.	Clemson	2011-22	12
2.	Florida State	1985-95	11
3.	Alabama	2014-22	9
4.	Oklahoma	2004-11	8
	Georgia	2002-09	8
	Boston College	2000-07	8

Note: Conference championship games and bowl games; research assistance provided by Stats Perform

ACTIVE STREAKS OF SEASONS WINNING AT LEAST ONE POSTSEASON GAME

Rk	School	Years
1.	Clemson	12
2.	Alabama	9
3.	Georgia	5

Note: Conference championship games and bowl games

CONFERENCE TITLE SEASONS

Year	Conf.	Overall	Conf.	Head Coach	AP Coach
1900	SIAA	6-0	3-0	John Heisman	
1902	SIAA	6-1	5-1	John Heisman	
1903*	SIAA	4-1-1	2-0-1	John Heisman	
1906*	SIAA	4-0-3	4-0	Bob Williams	
1940	SoCon	6-2-1	4-0	Frank Howard	
1948	SoCon	11-0	5-0	Frank Howard	11,NP
1956	ACC	7-2-2	4-0-1	Frank Howard	19,NR
1958	ACC	8-3	5-1	Frank Howard	12,13
1959	ACC	9-2	6-1	Frank Howard	11,11
1965*	ACC	5-5	4-3	Frank Howard	
1966	ACC	6-4	6-1	Frank Howard	
1967	ACC	6-4	6-0	Frank Howard	
1978	ACC	11-1	6-0	Charlie Pell	6,6
1981	ACC	12-0	6-0	Danny Ford	1,1
1982	ACC	9-1-1	6-0	Danny Ford	8,NR
1986	ACC	8-2-2	5-1-1	Danny Ford	17,19
1987	ACC	10-2	6-1	Danny Ford	12,10
1988	ACC	10-2	6-1	Danny Ford	9,8
1991	ACC	9-2-1	6-0-1	Ken Hatfield	18,17
2011	ACC	10-4	6-2	Dabo Swinney	22,22
2015	ACC	14-1	8-0	Dabo Swinney	2,2
2016	ACC	14-1	7-1	Dabo Swinney	1,1
2017	ACC	12-2	7-1	Dabo Swinney	4,4
2018	ACC	15-0	8-0	Dabo Swinney	1,1
2019	ACC	14-1	8-0	Dabo Swinney	2,2
2020	ACC	10-2	8-1	Dabo Swinney	3,3
2022	ACC	11-3	8-0	Dabo Swinney	13,12

* - tied; SIAA - Southern Intercollegiate Athletic Association

CONFERENCE CHAMPIONSHIPS BY ACC MEMBERS

School	SIAA	SoCon	ACC	BEC	SEC	Total
Clemson	4	2	21			27
Duke		11	7			18
Florida State			15			15
Georgia Tech	5	2	1		5	13
Maryland^		2	9			11
Miami (Fla.)				9		9
North Carolina	1	3	5			9
Virginia Tech		1	4	3		8
NC State			7			7
Syracuse				5		5
Louisville				3		3
Pittsburgh			1	2		3
Wake Forest			2			2
Virginia			2			2
Boston College				1		1
South Carolina^			1			1

^ - former member

The last time Clemson did not win at least one postseason game was in 2010, when Clemson lost in the Meineke Car Care Bowl after not qualifying for the ACC Championship Game.

THE 775 CLUB

Clemson became the first ACC program and 14th FBS program to reach 775 wins with a win against UConn on Nov. 13, 2021. Clemson needs 11 more wins to become the first ACC member to reach 800 victories.

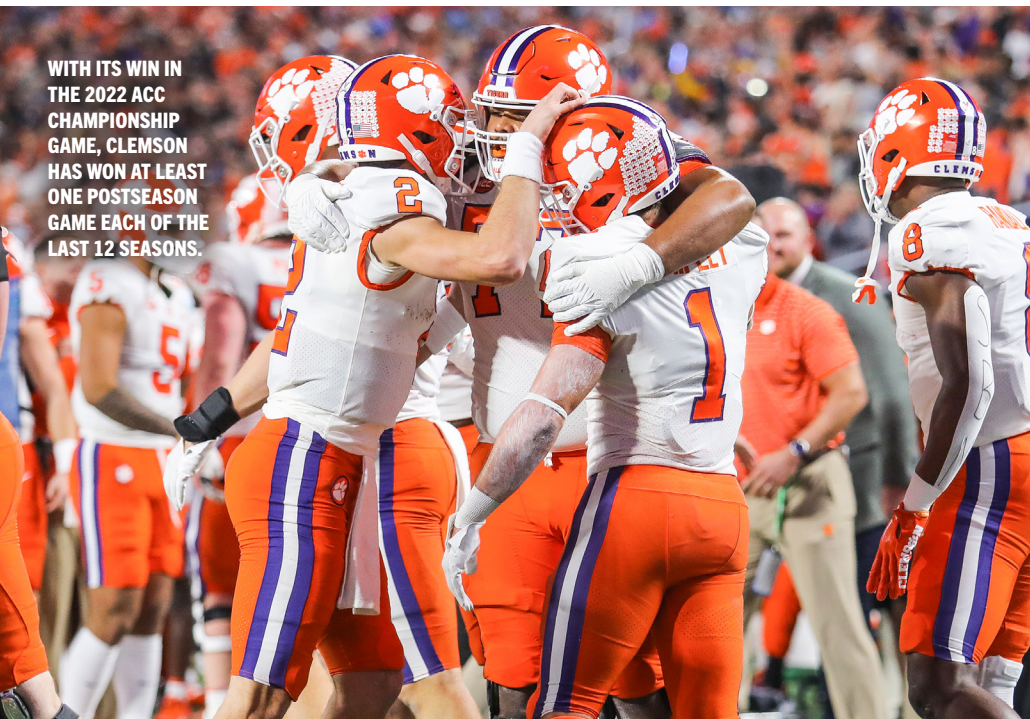
775+ ALL-TIME WINS (FBS)

Rk	School	Wins
1.	Michigan	989
2.	Alabama	953
	Ohio State	953
4.	Notre Dame	938
5.	Texas	936
6.	Oklahoma	934
7.	Penn State	920
8.	Nebraska	912
9.	Georgia	868
10.	Southern California	867
	Tennessee	867
12.	LSU	833
13.	Auburn	793
14.	Clemson	789

HISTORIC CONFERENCE REIGN

Clemson has dominated its conference more than any other FBS program in recent years. Clemson's 93.1 winning percentage against ACC competition since 2015, including postseason play, leads the nation.

WITH ITS WIN IN THE 2022 ACC CHAMPIONSHIP GAME, CLEMSON HAS WON AT LEAST ONE POSTSEASON GAME EACH OF THE LAST 12 SEASONS.



THE CLEMSON FOOTBALL STANDARD

BEST CONFERENCE WINNING PERCENTAGE SINCE 2015

Rk	School	Record	Win Pct.
1.	Clemson	67-5	93.1
2.	Ohio State	65-6	91.6
3.	Alabama	65-8	89.1
4.	Oklahoma	61-14	81.3
5.	Boise State	53-13	80.3

Note: Includes postseason play.

As a counterpoint to conjecture that Clemson's in-conference success is limited to its membership in the ACC, Clemson is 12-6 against the SEC since 2015, a winning percentage that would rank third among current SEC membership.

RECORD VS. SEC OPPONENTS SINCE 2015 (CLEMSON & SEC PROGRAMS)

Rk	School	Record	Win Pct.
1.	Alabama	65-8	89.1
2.	Georgia	56-16	77.8
3.	Clemson	12-6	66.7
4.	LSU	44-24	64.7
5.	Florida	40-29	58.0
6.	Texas A&M	35-30	53.9
7.	Kentucky	30-36	45.5
8.	Auburn	33-34	49.3
9.	Mississippi State	29-37	43.9
10.	Tennessee	29-37	43.9
11.	Mississippi	28-37	43.1
12.	Missouri	25-41	37.9
13.	South Carolina	25-41	37.9
14.	Arkansas	19-47	28.8
15.	Vanderbilt	12-53	18.5

With a sixth straight ACC title in 2020, Clemson became the first program in the conference title game era to win six straight conference championship games.

CONSECUTIVE LEAGUE TITLE GAME WINS

Rk	School	Conference	Streak	Years
1.	Clemson	ACC	6	2015-20
2.	Florida	SEC	4	1993-96
3.	Oklahoma	Big 12	4	2017-20
4.	Ohio State	Big Ten	4	2017-20

Note: Power Five Conference schools (1992-21).

That year, Clemson also became the first ACC program to win six consecutive outright championships, as Florida State's streak of nine straight ACC championships included two co-titles that prevented Bobby Bowden's Seminoles from ever winning more than three straight titles outright.

In 2020, Clemson and Oklahoma's six-year streaks of outright titles made the two programs the first among current Power Five programs to win at least six straight outright titles since Oklahoma (12 from 1948-59) as part of the now-dissolved Big 8 Conference.

MOST CONSECUTIVE OUTRIGHT CONFERENCE TITLES (FBS HISTORY)

Rk	School	Conference	Streak	Years
1.	Oklahoma	Big 8	12	1948-59
2.	Brigham Young	WAC	7	1978-84
3.	Clemson	ACC	6	2015-20
4.	Oklahoma	Big 12	6	2015-20
5.	Alabama	SEC	5	1971-75
6.	Texas	SWC	5	1969-73

Including titles from its days as a member of the Southern Intercollegiate Athletic Association and Southern Conference, Clemson has 27 conference championships overall, also the most of any current ACC school and the 11th most among all active FBS programs.

POWER OVER THE POWER FIVE

Since 2013, no team can claim more wins against Power Five Conference opponents than Clemson.

WINS VS. POWER FIVE OPPONENTS SINCE 2013

Rk	School	Wins
1.	Clemson	102
2.	Alabama	99
3.	Ohio State	94
4.	Georgia	88
5.	Oklahoma	85

Note: includes victories against independent Notre Dame, which has College Football Playoff access equivalent with Power Five Conferences

On a year-by-year basis, Clemson has finished the season atop the country in wins against Power Five opponents four times since the institution of the College Football Playoff in 2014. That includes 13 wins against Power Five opponents in 2018, the first team ever to reach that figure.

MOST WINS AGAINST POWER FIVE OPPONENTS BY YEAR (CFP ERA)

Year	School(s)	P5 Wins
2014	Florida State	12
2015	Clemson	12
2016	Clemson	12
2017	Georgia	11
2018	Clemson	13
2019	Clemson & LSU	12
2020	Alabama	13
2021	Georgia	12
2022	Georgia	13

Note: includes victories against independent Notre Dame, which has College Football Playoff access equivalent with Power Five Conferences

MEETING (& BEATING) THE BEST

Since 2015, Clemson is 28-8 (.778) against AP top-25 teams, the best winning percentage in the ACC and second-best winning percentage in the country.

HIGHEST WINNING PERCENTAGE VS. AP TOP 25 TEAMS (SINCE 2015)

Rk	School	Record	Win Pct.
1.	Alabama	45-9	83.3
2.	Clemson	28-8	77.8
3.	Ohio State	30-9	76.9
4.	Oklahoma	28-10	73.7
5.	Georgia	28-14	66.7

Note: Min. five games; data per SportSource Analytics

Clemson is also 13-7 (.650) against AP Top 10 opponents in that time frame, one of only five teams in college football to produce at least a dozen wins against Top 10 foes in that span.

Clemson's success hasn't been limited to teams ranked at the time of the game. Since 2015, Clemson's 63 wins against teams that finish .500 or better are second-most in the nation. Clemson's .840 winning percentage against that group also ranks second.

HIGHEST WINNING PERCENTAGE VS. TEAMS THAT FINISH .500 OR BETTER (SINCE 2015)

Rk	School	Record	Win Pct.
1.	Alabama	64-10	86.5
2.	Clemson	63-12	84.0
3.	Ohio State	51-11	82.3
4.	Georgia	50-15	76.9
5.	Oklahoma	41-17	70.7

Note: Includes teams .500 or better in current season

HOME SWEET HOME

Clemson produced an ACC-record 40-game winning streak in games played at Memorial Stadium from 2016-22, breaking the conference record of 37 set by Florida State under Bobby Bowden from 1992-2001.

Clemson's 40-game home winning streak in that span was one of only 15 home winning streaks of 35 games or more in FBS history.

CFP STAPLES

Nine full seasons into the College Football Playoff era, Clemson has cemented itself as one of the tournament's powerhouses of its inaugural decade. Only 14 programs have earned at least one College Football Playoff berth, and Clemson is second in CFP berths, CFP title game appearances, total CFP wins and CFP titles.

COLLEGE FOOTBALL PLAYOFF BERTHS

Rk	School	Berths
1.	Alabama	7
2.	Clemson	6
3.	Ohio State	5
4.	Oklahoma	4
5.	Georgia	3
6.	Michigan	2
7.	Notre Dame	2
8.	Seven teams tied	1

COLLEGE FOOTBALL PLAYOFF NATIONAL CHAMPIONSHIP GAME BERTHS

Rk	School	Berths
1.	Alabama	6
2.	Clemson	4
3.	Georgia	3
4.	Ohio State	2
5.	LSU	1
6.	Oregon	1
7.	TCU	1

MOST WINS, COLLEGE FOOTBALL PLAYOFF

Rk	School	Wins
1.	Alabama	9
2.	Clemson	6
3.	Georgia	5
4.	Ohio State	3
5.	LSU	2
6.	Oregon	1
7.	TCU	1
8.	Seven participants tied	0

COLLEGE FOOTBALL PLAYOFF TITLES

Rk	School (Years)	Titles
1.	Alabama (2015, 2017, 2020)	3
2.	Clemson (2016, 2018)	2
3.	Georgia (2021, 2022)	2
4.	LSU (2019)	1
5.	Ohio State (2014)	1

COLLEGE FOOTBALL PLAYOFF BERTHS (HEAD COACHES)

Rk	Coach (Titles)	Berths	Wins
1.	Nick Saban (2015, 2017, 2020)	7	9
2.	Dabo Swinney (2016, 2018)	6	6
3.	Lincoln Riley	4	0
4.	Kirby Smart (2021, 2022)	3	5
5.	Ryan Day	3	1
6.	Urban Meyer (2014)	2	2
7.	Brian Kelly	2	0
8.	Jim Harbaugh	2	0
9.	Ed Orgeron (2019)	1	2
10.	Sonny Dykes	1	1
11.	Mark Helfrich	1	1
12.	Mark Dantonio	1	0
13.	Luke Fickell	1	0
14.	Jimbo Fisher	1	0
15.	Chris Petersen	1	0

Note: Title years listed correspond to the season, not championship game dates

MOST CONSECUTIVE COLLEGE FOOTBALL PLAYOFF BERTHS

Rk	School	Years	Streak
1.	Clemson	2015-20	6
2.	Alabama	2014-18	5
3.	Oklahoma	2017-19	3
4.	Alabama	2020-21	2
5.	Georgia	2021-22	2
6.	Ohio State	2019-20	2

THE CLEMSON FOOTBALL STANDARD



CLEMSON CONTINUES TO BE A MODEL IN THE CLASSROOM AND ON THE FIELD UNDER HEAD COACH DABO SWINNEY.

LONGEST HOME WINNING STREAK (FBS HISTORY)

Rk	School	Years	Streak
1.	Miami (Fla.)	1985-94	58
2.	Alabama	1963-82	57
3.	Harvard	1890-95	56
4.	Michigan	1901-07	50
5.	Nebraska	1991-98	47
6.	Washington	1908-17	45
7.	Texas	1968-76	42
8.	Clemson	2016-22	40
	Notre Dame	1907-18	40
10.	Oklahoma	2005-11	39

Since the advent of the College Football Playoff prior to the start of the 2014 season, Clemson is 59-2 at home. Clemson's .967 winning percentage at home in that time frame tied for the best in the country, matching Alabama's 59-2 home record in the same span. Clemson's lone home losses since 2014 have been one-point defeats.

BEST HOME WINNING PERCENTAGE SINCE 2014 (CFP ERA)

Rk	School	Record	Win Pct.
1.	Clemson	59-2	96.7
	Alabama	59-2	96.7
3.	Ohio State	55-5	91.7
4.	Georgia	49-6	89.1
5.	Oklahoma	47-8	85.5

Clemson has won at least six home games in each of the last 12 years. The next longest active streak of years with six or more home wins is three (Coastal Carolina).

SIGN & DEVELOP

While proud of his incoming classes, Head Coach Dabo Swinney has long stated that a true ranking of a recruiting class cannot and should not be published until four years later when the group can be evaluated on performance rather than potential.

Much to Swinney's delight, The Athletic has annually assumed that role in recent years, re-ranking every recruiting class four years later to account for on-field performance.

For its re-rankings, The Athletic uses the following grading scale: 5 points: All-American, award winner, top-50 NFL Draft pick; 4: Multi-year starter, all-conference honors; 3: One-year starter or key reserve; 2: Career backup; 0: Minor or no contribution, left the program. The outlet also adds a bonus to each program's class average, derived from its total number of wins from 2017 through 2020 (e.g.: For re-ranking the class of 2017, Clemson won 51 games, so its class average received a bonus of 0.51).

Even in its current stretch of recruiting success, Swinney has often pointed out Clemson drops in rankings as its commitment to not oversigning leads to smaller recruiting classes, as well as noting that much of Clemson's on-field success is a function of the program's development, citing All-Americans like former three-star Isaiah Simmons or former two-star Nolan Turner. The re-rankings illustrate Clemson's pristine recent track record of talent identification, culture fit, resource allocation and player development.

CLEMSON RECRUITING RANKINGS AND RE-RANKINGS (VIA THE ATHLETIC)

Class	Rank	Re-Rank	Diff.	Record
2014	16	6	+10	50-7
2015	9	2	+7	55-4
2016	11	1	+10	55-4
2017	16	5	+11	51-5
2018	7	2	+5	49-6
2019	10	5	+5	45-9
Average	11.5	3.5	+8.0	

Note: Initial rank according to 247 Composite

On average, Clemson ranked 11.5 in the 247 Composite team rankings across the 2014-19 recruiting cycles. Upon re-ranking those groups, despite having little room for improvement while recruiting at a Top 15 clip in that span, Clemson ranked 3.5 on average in the re-rankings, a ratings bump of eight spots. Each of those Clemson classes averaged at least 11 wins a season during their careers.

ACADEMIC EXCELLENCE

- Through the spring of 2022, of 356 players who completed their athletic eligibility at Clemson and/or graduated early in Dabo Swinney's 14 full years as head coach, 350 (98 percent) have earned a degree during their time at Clemson.
- Clemson broke program multi-year APR records in three straight years from 2017-19 (987 in 2016-17, 992 in 2017-18 and 993 in 2018-19) before the NCAA suspended APR reporting during the COVID-19 pandemic. Upon reinstatement of APR reporting in June 2022, Clemson shattered its multi-year APR record with a 999 covering the 2017-18 through 2020-21 academic years.
- Most recently, Clemson posted a 995 multi-year APR covering 2018-19 through 2021-22, tied for third in the FBS and trailing only Northwestern and Wisconsin (996). Clemson's lofty academic success in that period coincided with on-field excellence that included three ACC titles, three College Football Playoff berths,

two national championship game berths and the 2018 national championship.

- Clemson, Air Force and Northwestern are the only FBS programs to produce a 990+ multi-year APR in each of the last four reported cycles.
- Clemson is the only program in the country to finish among the Top 25 in APR rate among FBS schools and the AP Top 25 in each of the last 12 years.
- Prior to the suspension of APR Public Recognition Awards during the COVID-19 pandemic, the NCAA recognized Clemson with its annual honor, which is bestowed upon programs ranking in the Top 10 percent of their respective sports, for nine of the award's last 10 reported academic cycles. Only 37 of the 130 FBS programs earned at least one APR recognition across the 2009-10 through 2018-19 academic years. Only 30 of programs earned it multiple times. Clemson, Duke and Northwestern were the only ones to earn the award 9+ times in that 10-year span.
- With its award for the 2018-19 academic year, Clemson became the only FBS program since the NCAA created the APR metric in 2003 to win a national championship and an APR Public Recognition Award in the same year multiple times. Alabama is the only other school to accomplish the title/APR double in a single year once (2011-12 academic year).
- In 2018, in addition to becoming major college football's first 15-0 team since 1897, Clemson had a then-program-record 66 student-athletes with a 3.0+ GPA while setting a program record for team GPA.
- That year, Christian Wilkins became Clemson's first William V. Campbell Trophy winner, collecting the award known colloquially as the "Academic Heisman Trophy." He became the fifth player in the award's history, and the first in the College Football Playoff era, to earn the honor and a national title in the same season, joining Alabama's Barrett Jones (2012), Miami's Joaquin Gonzales (2001), Florida's Danny Wuerffel (1996) and Nebraska's Rob Zatechka (1994).
- Chad Carson and Kyle Young were first-team Academic All-Americans in the 2000 and 2001 seasons. Clemson was the only Division I school in the nation with two first-team picks each year. Young was a first-team Academic All-American from 1999-01 and became just the second ACC player in history to be a three-time, first-team selection.
- Dalton Freeman was a 2012 All-American on and off the field. He was a first-team All-American by AFCA and second-team Academic All-American by CoSIDA.
- Only eight players that applied for early entry for the NFL Draft had their degrees at the 2017 NFL Com-

THE CLEMSON FOOTBALL STANDARD

bine. Four (Deshaun Watson, Wayne Gallman, Artavis Scott and Mike Williams) were from Clemson.

- Entering the bowl season of its 2018 national championship campaign, Clemson's roster featured 26 graduates, the most of any bowl team.
- In 2022, Will Shipley became the first Tiger running back to earn Academic All-America honors and Clemson's first Academic All-American at any position since 2012.

BOWL HISTORY

- Clemson enters 2023 having earned a bowl berth in each of the last 18 seasons, the longest streak in the ACC and the fifth-longest streak in the nation. The 18-year streak more than doubles the second-longest streak in school history (seven from 1985-91).
- Clemson's 26 all-time bowl wins are tied for the 10th-most in college football history.
- Clemson won a bowl game every year from 2012-16 against a program led by a head coach who won a national title at some point in his career. That includes two in 2016, when the Tigers beat Urban Meyer (Ohio State) and Nick Saban (Alabama). Clemson added an additional win over Saban's Alabama squad in 2018.
- Fourteen of Clemson's 26 bowl wins have come against coaches who have won the FBS National Championship at some point in their careers. That includes wins over Les Miles (LSU) in 2012, Urban Meyer (Ohio State) in 2013 and 2016, Bob Stoops (Oklahoma) in 2014 and 2015, and Nick Saban in 2016 and 2018. A 15th win can be claimed with that figure when including national championships at all levels, as Clemson defeated then-Notre Dame Head Coach Brian Kelly, who won two Division II titles at Grand Valley State, in the 2018 Cotton Bowl.
- Clemson's first bowl game was a 6-3 victory over Boston College and Head Coach Frank Leahy in the 1940 Cotton Bowl. Clemson did not return to the Cotton Bowl until 2018, defeating Notre Dame, 30-3, in a College Football Playoff semifinal during a 15-0 national championship campaign.
- Clemson is 8-2 in its history in bowl games against Nebraska, Ohio State and Oklahoma, three of the top-eight programs in college football history in terms of wins. Clemson is the only program to have beaten Oklahoma three times in bowl play and is one of only three schools with multiple bowl victories over the Sooners to its credit. The Tigers are 4-1 vs. Ohio State and 1-1 vs. Nebraska. Including a 1-0 bowl mark against Notre Dame, 1-0 record against Penn State and 2-2 record against Alabama, Clemson is 12-4 in bowls all-time against the eight winningest programs in major college football history.
- Clemson has twice won bowl games in five straight years, including all five bowl games across the 1986-90 seasons and at least one bowl win in five straight seasons across seven bowl games from 2012-16.
- Between both bowl games and conference championship games, Clemson has won at least one postseason game in 12 straight years, the longest streak in FBS history.
- Hall of Fame Head Coach Woody Hayes suffered his final defeat against the Tigers in the 1978 Gator Bowl. Overall, Clemson has won 11 bowl games against head coaches who are enshrined in the College Football Hall of Fame (Frank Leahy, Don Faurot, Andy Gustafson, Woody Hayes, Tom Osborne, Joe Paterno, Barry Switzer, Don Nehlen, Phillip Fulmer and two against Bob Stoops).

CHAMPIONSHIP TRADITION

- The Tigers were named national champions by every service in 1981, 2016 and 2018. In 1981, Clemson was the only school in the nation with a perfect record (12-0). It included three wins over top-10 teams (Georgia, Nebraska, North Carolina), the only team to beat three top-10 teams in 1981.

- The 1981 team had five All-Americans, including first-team selections Jeff Davis, Terry Kinard and Perry Tuttle. Thirty-one players on the 1981 squad were eventually drafted by the NFL and 22 players eventually played in the NFL. Twenty-three different players on the 1981 roster were First-Team All-ACC selections at one time during their Clemson careers.
- Clemson won its second national title in 2016 with a 14-1 record. The Tigers played the nation's toughest schedule that year, beating six teams that finished in the top 25 of the AP poll. Eleven Clemson opponents that year finished with a winning record. The Tigers defeated No. 3 Louisville, No. 2 Ohio State and No. 1 Alabama over the course of the season.
- Clemson earned its third national title in 2018 by becoming the first major college team to post a 15-0 record since Penn in 1897. Clemson won its final 10 games of the season by 20+ points and defeated No. 3 Notre Dame and No. 1 Alabama in the College Football Playoff by a combined score of 74-19.
- Since the ACC was formed, Clemson has more overall wins (535) and ACC wins (320 in regular season play) as a member than any other school.
- Clemson won or was co-champions of the ACC Atlantic Division nine times in 12 years (2009,11,12,15,16,17,18,19,22) and earned a title game berth in a division-less season in 2020.
- Clemson won the 2011, 2015, 2016, 2017, 2018, 2019, 2020 and 2022 ACC championships under Dabo Swinney. Clemson is 60-5 in ACC regular-season play in the last eight seasons.
- From 2015-20, Clemson became the first team in ACC history to win six consecutive outright conference titles (2015-20). Clemson and Oklahoma's six-year streaks of outright conference titles those years made the two programs the first among current Power 5 Conference programs to win at least six straight outright titles since Oklahoma (12 from 1948-59).
- Every Clemson signing class under Swinney except for the incoming 2023 class has at least one ACC title to their credit in their tenures at Clemson, and every signing class from 2012-20 earned at least one College Football Playoff berth.

COACHING SUCCESS

- Dabo Swinney has a record of 161-39 during his head coaching career in 15 seasons. His 161 victories trail only Urban Meyer (165) for the most wins through the first 15 seasons of a head coaching career in FBS history.
- Swinney earned his 150th career win in only his 186th career game as head coach. He became the sixth-fastest coach in FBS history to 150 wins, trailing only Urban Meyer (176), Gil Dobie (180), Barry Switzer (180), Fielding Yost (184) and Joe Paterno (184). Swinney became the fourth fastest to 150 wins in the modern era.
- Swinney (161) enters 2023 four wins shy of the Clemson school record held by College Football Hall of Famer Frank Howard (165).
- Swinney won 12 coach-of-the-year honors in the 2015 season, two ACC and 10 for national coach of the year. That included national coach of the year by Associated Press, ESPN, Sporting News, Walter Camp Foundation and the American Football Coaches Association. He also won the Bear Bryant Award in 2015, 2016 and 2018, becoming the first three-time winner in the award's history. Swinney also won the Gene Stallings Award and FCA Coach of the Year in 2014 and the Bobby Dodd Award in 2011. Swinney was inducted into the state of Alabama Hall of Fame in 2018 and was selected as honorary coach of the AFCA Good Works Team in 2019.
- A Clemson assistant coach was a Frank Broyles Award finalist in four straight years from 2015-18 and won the award in back-to-back years. Brent Venables was a finalist in 2015 and won the award in 2016. Tony

TIGER TELEVISION NUMBERS

MOST-VIEWED GAMES (2018-22)

Rk.	Game (Season)	Viewership
1.	Clemson vs. LSU (2019)	25,590,000
2.	Clemson vs. Alabama (2018)	25,280,000
3.	Georgia vs. Alabama (2021)	22,563,000
4.	Georgia vs. Ohio State (2022)	22,450,000
5.	TCU vs. Michigan (2022)	21,700,000
6.	Clemson vs. Ohio State (2019)	21,150,000
7.	Clemson vs. Ohio State (2020)	19,150,000

Source: Sports Media Watch

MOST-VIEWED GAMES EACH SEASON (2015-22)

Season	Game	Viewership
2015	Clemson vs. Alabama	26,182,000
2016	Clemson vs. Alabama	25,266,000
2017	Alabama vs. Georgia	28,443,000
2018	Clemson vs. Alabama	25,280,000
2019	Clemson vs. LSU	25,590,000
2020	Clemson vs. Ohio State	19,150,000
2021	Georgia vs. Alabama	22,563,000
2022	Georgia vs. Ohio State	22,450,000

Source: Sports Media Watch

- Elliott won the award in 2017. Jeff Scott was a finalist in 2018 (and semifinalist in 2019). The wins by Venables and Elliott in 2016-17 represented the first time two different coaches from the same school won the award in consecutive years. Clemson hired reigning Broyles Award winner Garrett Riley in 2023.
- Four former Tiger coaches (John Heisman, Frank Howard, Jess Neely and Danny Ford) are in the College Football Hall of Fame. Howard was Clemson's coach when the ACC was founded and promptly took the Tigers to six ACC titles. Howard and Swinney are tied for the school record for conference titles (eight each).
 - Howard ended his career with 165 victories, and his 30-year tenure is still fifth-longest in NCAA history for a head coach serving at one school. His victory total was extraordinary considering Clemson played just 38 percent of its games at home during Howard's tenure.
 - Danny Ford coached Clemson to the 1981 national championship and won six bowl games in his Tiger career. He was inducted into the College Football Hall of Fame in December 2017. He was the consensus national coach of the year in 1981, and he remains the youngest coach (33) to win a national title. He was inducted into the Clemson Ring of Honor in 2013.

EXPOSURE

- From 2018-22, Clemson games accounted for four of the seven most-watched college football games and five of the 16 most-watched games in that span.
- Clemson played in the most-watched game of five of six seasons from 2015-20, including when its 2020 semifinal game against Ohio State outdrew the national championship.
- Even as the industry transitions toward streaming, 111 of Clemson's last 113 games in the last seven years have aired on television.
- Clemson has played in the featured contest on ESPN's College GameDay 30 times, including 22 times since the start of the 2015 season. Clemson is 17-5 in those contests.
- In 2022, Clemson became the first program since the 2015 Oklahoma Sooners to appear in the ABC prime-time television window in three consecutive weeks.
- The interest in watching Clemson play hasn't been limited to television broadcasts. Clemson continues to provide one of the great in-venue experiences in all of sports, as Clemson enters 2023 having been ranked in the Top 20 in the nation average home attendance at Memorial Stadium for 42 straight seasons and has led the ACC in average home attendance each of the last 13 years. In 2022, Clemson led the nation in attendance per capita, as its 80,694 average attendance at Death Valley was equivalent to 456 percent of the city's population.

THE CLEMSON FOOTBALL STANDARD



TREVOR LAWRENCE BECAME THE FIRST TIGER TO BE DRAFTED NO. 1 OVERALL WHEN HE WAS SELECTED BY THE JACKSONVILLE JAGUARS IN 2021.

- The first game on ACC Network was Clemson vs. Georgia Tech from Death Valley on Aug. 29, 2019.

HALL OF FAME

- Eight members of Clemson's program have been enshrined in the National Football Foundation College Football Hall of Fame, including four coaches and four student-athletes.
- Clemson's Hall of Fame tradition began with John Heisman, who coached Clemson from 1900-03 and was Clemson's first inductee as part of the Class of 1954. Clemson coach and administrator Jess Neely was inducted in 1971. Frank Howard, Clemson's all-time winningest coach, followed with induction in 1989. Danny Ford, who led Clemson to the 1981 national championship at the age of 33, entered the Hall in 2017.
- Multi-sport legend Banks McFadden was the first Clemson player enshrined, earning induction in 1959. Two members of Clemson's 1981 national championship defense, Terry Kinard (2001) and Jeff Davis (2007), went on to earn induction after the turn of the century. The duo made Clemson's 1978 recruiting class the first in ACC history to produce two Hall of Famers.
- Of the 5.54 million individuals who have played college football since Princeton first battled Rutgers on Nov. 6, 1869, prior to induction of the 2023 class, only 1,056 players and 226 coaches have been immortalized in the Hall. Selection to it puts these Tiger legends who earned the distinction in the top 0.02 percent of those ever to play or coach college football.
- C.J. Spiller earned induction in the Class of 2021 in his second year of eligibility. Said Dabo Swinney of Spiller's induction: "For him to get in on his second attempt is such a compliment to the respect for his college football career... For me personally, he was my first five-star, my first first-rounder, my first Pro Bowl-

er, and now my first College Football Hall of Famer... It's only fitting that C.J. was the first."

- Clemson had a special night in New York City on Dec. 11, 2001. That evening, Terry Kinard was inducted into the College Football Hall of Fame and Kyle Young was a recipient of a National Football Foundation Scholar-Athlete Award. Clemson was the only school in the nation with one of each in 2001.

NATIONAL HONORS

- Clemson has a history of decorated football players. It boasts 104 players who have earned first, second or third-team All-America honors in its history.
- Clemson has produced at least one consensus All-American in three of the last five years and in nine of Dabo Swinney's 14 full seasons as head coach.
- In 2019, linebacker Isaiah Simmons became the sixth unanimous All-American in Clemson history, joining Terry Kinard (1982), Gaines Adams (2006), C.J. Spiller (2009), Da'Quan Bowers (2010) and Christian Wilkins (2018).
- In 2018, Wilkins joined William Perry, Levon Kirkland, Anthony Simmons and Sammy Watkins as three-time Tiger All-Americans. Clelin Ferrell joined Terry Kinard as the only two-time, first-team AP All-Americans in Tiger history with his second consecutive selection. Ferrell also won the Ted Hendricks Award as the nation's top defensive end, joining Da'Quan Bowers as one of two Hendricks Award winners in school history.
- The 2019 season marked the second straight year in which Clemson captured ACC Player of the Year (Travis Etienne), Offensive Player of the Year (Etienne) and Defensive Player of the Year (Isaiah Simmons). It marked the fifth time that one team swept all three awards since the inception of the offensive and defensive honors in 1993, but it represented the first time a program had accomplished a sweep of the three awards in consecutive years.
- In 2018, Clemson swept honors for ACC Coach of the Year (Dabo Swinney), ACC Player of the Year (Etienne), ACC Offensive Player of the Year (Etienne) and ACC Defensive Player of the Year (Clelin Ferrell), becoming the first school to do so since Maryland in 2001. Expanded to include Trevor Lawrence's selection as Offensive Rookie of the Year, Clemson was the first program to secure all those conference honors since Florida State in 1997.
- Vic Beasley was a two-time first-team All-American and the first Tiger since Bennie Cunningham to be a two-time All-American, Clemson graduate and first-round pick (1976 NFL draft). Christian Wilkins and Clelin Ferrell later accomplished the feat in the 2019 draft, as did Travis Etienne in the 2021 draft.
- Sammy Watkins, who was the No. 4 overall pick of the 2014 NFL Draft, was the first player in Clemson history to be named a first-team All-American by at least one service in three different seasons. Wilkins became the second such player in school history in 2018.
- When Watkins was named a first-team All-American as a first-year freshman in 2011, he followed Georgia's Herschel Walker (1980), San Diego State's Marshall Faulk (1991) and Oklahoma's Adrian Peterson (2004) as the fourth first-year freshman non-kicker in history to earn AP First-Team All-America honors.
- Clemson has had eight players win 11 national position awards since 2010. Deshaun Watson won the Manning Award and the Davey O'Brien Award as the top quarterback in 2015 and 2016. He also won the Unitas Award in 2016 and the Chic Harley Award. He won the Archie Griffin Award as top player in the nation in 2015, and the award also collected by Trevor Lawrence in 2018. Dwayne Allen won the Mackey Award as the top tight end in 2011 and Da'Quan Bowers won the Bronko Nagurski Award as the top defensive player in 2010. Bowers also won the Ted Hendricks Award in 2010, which Clelin Ferrell won in 2018. Ben Boulware won the Jack Lambert Award as

the top linebacker in 2016. Christian Wilkins won the Willis Award as the top defensive lineman in 2017. Isaiah Simmons won the Butkus Award in 2019 as the nation's top linebacker.

- Clemson has had at least one All-American 43 of the last 46 years. In Dabo Swinney's 14 full seasons as head coach, he has had at least two All-Americans each year and 36 different players have made a first-team All-America squad. Sammy Watkins, Vic Beasley, Deshaun Watson, Clelin Ferrell, Christian Wilkins and Travis Etienne were all multi-time selections.
- Clemson has had at least one First-Team All-ACC player each of the last 46 years, the longest streak in ACC history. Clemson has had at least 10 All-ACC selections in eight straight years. In those eight years, all other ACC teams have produced 10+ selections in a single season a combined six times.
- Clemson had a conference-leading nine players (Joe Bostic, Jerry Butler, Bennie Cunningham, Jeff Davis, Steve Fuller, Terry Kinard, Michael Dean Perry, William Perry and Anthony Simmons) named to the ACC's 50-Year Anniversary team. All nine were All-Americans during at least one season at Clemson and played in the NFL.
- Terry Kinard was the first Tiger to win a national individual award. He was named 1982 national defensive player of the year by CBS. That year, he was a unanimous first-team All-American, the first unanimous All-American in Clemson football history.

NFL DRAFT PICKS

- Clemson has had at least one first-round draft choice in nine of the last 11 years. Clemson is one of only five schools with at least one first-round pick in at least eight of the last 11 drafts, alongside Alabama, Florida, Georgia and Ohio State.
- Dabo Swinney has coached 77 draft picks since becoming Clemson's head coach, the second-most of any coach in that span. His 17 first-round selections are second among active coaches.
- Clemson is one of only seven schools to have produced multiple draft picks in each of the last 21 NFL Drafts (Florida, LSU, Michigan, Oklahoma, Ohio State and USC).
- Clemson is one of six schools to have produced five or more selections in at least eight of the last 10 drafts.
- Since 2013, Clemson has produced first-round picks from the QB, RB, WR, DE, DT, LB and DB position groups. The only other school with at least one first-rounder at all those positions in that span is Alabama.
- Clemson has produced nine first-round picks from its defensive front seven (DL and LB) since 2015, the most of any school in the nation.
- In the 2019, 2020 and 2021 NFL Drafts, Clemson produced multiple first-round picks in three consecutive drafts for the first time in program history. Clemson and Alabama were the only schools to produce multiple first-round picks in each of those three drafts.
- In 2021, Trevor Lawrence became the program's first No. 1 overall pick, making Clemson the 51st program ever to produce a No. 1 pick. Clemson joined NC State and Florida State as the only ACC programs to have a No. 1 pick while a member of the conference (four other current ACC schools had No. 1 picks prior to joining the conference).
- With Trevor Lawrence and Travis Etienne both being selected by the Jacksonville Jaguars in the first round in 2021, the duo became the first QB/RB duo from a single school ever drafted by the same team in the first round of an NFL Draft in the Common Draft era.
- In 2019, Clemson produced three players selected as defensive linemen from a single school in a single draft for the first time in NFL Draft history. (Note: In 2006, NC State's Mario Williams, Manny Lawson and John McCargo went with the Nos. 1, 22 and 26 picks, respectively, though Lawson was officially submitted

THE CLEMSON FOOTBALL STANDARD

as a linebacker.) Clemson's entire starting defensive line from 2018 was drafted in the first four rounds in a span of the draft's first 117 picks.

- Clemson has had at least one player chosen by 30 of the 32 NFL franchises since 2003. The lone exceptions in that time frame are the Patriots, who last selected a Tiger in 1991, and the Panthers, who have never selected a Clemson player.
- Clemson's 2018 national championship roster has produced 22 draft picks and 19 undrafted free agent signings. Clemson's 11 defensive starters alone accounted for five first-round picks, a second-round pick, a third-round pick, two fourth-round picks and a college free agent signing.
- Clemson has produced 11 draft picks at wide receiver since the 2013 NFL Draft, tied for the second-most in the country. The program has produced at least one receiver in eight of the last 11 NFL Drafts, dating to DeAndre Hopkins' selection in 2013.
- Clemson has had at least one player selected in 21 consecutive drafts since 2003, the second-longest streak in school history behind a 24-year streak across the 1951-74 NFL Drafts.

NFL INFLUENCE

- Thirty-three former Tigers have combined to win 41 Super Bowl championship rings as members of an active roster that season, including most recently Kansas City Chiefs receiver Cornell Powell, Los Angeles Rams offensive lineman Tremayne Anchrum, Tampa Bay Buccaneers punter Bradley Pinion and Kansas City Chiefs players Bashaud Breeland, Dorian O'Daniel and Sammy Watkins across the 2019-22 seasons. Injured reserve wide receiver Justyn Ross also added a Super Bowl ring in 2022. Clemson's leader is Jeff Bostic, who started on three Super Bowl championship teams with Washington.
- Clemson's three members of the Chiefs' Super Bowl LIV title-winning team in 2019 represented three of the 46 players (6.5 percent) on Kansas City's active game day roster for the Super Bowl. Clemson's three members of the Super Bowl champions tied for the second-most in school history, matching the 1981

49ers and 1986 Giants. It was Clemson's most members of a Super Bowl championship team since setting a school record for the 1987 NFL season, when Obed Ariri, Dan Benish, Jeff Bostic and K.D. Dunn all contributed to Washington's second Super Bowl championship.

- Clemson has had a former player on the active roster of a Super Bowl championship team during the season of 13 of the last 25 years.
- Grady Jarrett had 3.0 sacks for the Atlanta Falcons against Tom Brady and the Patriots in the Super Bowl LI after the 2016 season.
- Brian Dawkins retired in 2011 as one of the great safeties in the history of the game and was inducted into the Pro Football Hall of Fame in 2018. A 1996 Clemson graduate, Dawkins was an All-American on Clemson's 1995 team. He became the first player in NFL history in 2002 to register a sack, interception, recovered fumble and receiving touchdown in the same game. He was named to the Pro Bowl nine times in his career, including the 2012 Pro Bowl after his final season.
- Levon Kirkland was named to the NFL All-Decade team (1990s) for his play with the Pittsburgh Steelers. Dawkins was named to the All-Decade team for the 2000s for his play with the Philadelphia Eagles.

NFL LEGACIES

- Brian Dawkins had his #20 retired by the Philadelphia Eagles during the 2012 season. Dawkins played 13 seasons for the Eagles and was named to the Pro Bowl seven times while playing for that franchise and nine times overall. He became Clemson's first enshrinee in the Pro Football Hall of Fame in August 2018.
- The late Dwight Clark had his #87 retired by the San Francisco 49ers after he finished his career in 1987. He was a starter on the 49ers' Super Bowl teams from the 1981 and 1984 seasons. He is most famous for his game-winning catch on a pass from Joe Montana against Dallas in the 1982 NFC Championship Game. Clark was the NFL MVP in the 1982 season, the only former Tiger to win NFL MVP honors.

TOP-FIVE POLL SUPERLATIVES

LONGEST STREAKS OF AP TOP-FIVE FINISHES

Rk	School	Streak	Years	Coach(es)
1.	Florida State	14	1987-00	B. Bowden
2.	Southern California	7	2002-08	P. Carroll
	Miami (Fla.)	7	1986-92	J. Johnson (3), D. Erickson (4)
	Oklahoma	7	1952-58	B. Wilkinson
5.	Clemson	6	2015-20	D. Swinney
	Oklahoma	6	1971-76	C. Fairbanks (2), B. Switzer (4)
7.	Alabama	5	2014-18	N. Saban
	Notre Dame	5	1966-70	A. Parseghian

ALL-TIME AP POLL TOP-FIVE STREAKS

Rk	School	Streak	Years
1.	Alabama	68	2015-19
2.	Clemson	57	2017-21
3.	Miami (Fla.)	55	2000-03
4.	Alabama	48	2011-13
	Ohio State	48	1973-76
	Oklahoma	48	1953-57

- Charlie Waters was a three-time Pro Bowl pick with the Dallas Cowboys. He played on two Super Bowl teams.
- Waters and Jeff Bostic were both named to ESPN's 40-Man Roster of Greatest Super Bowl players, released prior to Super Bowl XL.
- The Perry brothers (William, Michael Dean) were starters on Clemson's 1984 defense. Both were named to the ACC's 50-Year Anniversary team in 2002. William played on Clemson's 1981 National Championship team as a freshman, then on the Super Bowl champion Bears of 1985. Michael Dean played in six Pro Bowls with Cleveland and Denver, second-most among former Tigers. Both were named ACC Player of the Year during their careers, William in 1984 and Michael Dean in 1987. They are the only brother combination in ACC history that can make that claim.

POLL PRESENCE

- From 2015-20, Clemson finished in the top four of the AP poll each year. Dabo Swinney became the fourth coach to record at least six consecutive top-four finishes since the AP poll began in 1936, an exclusive list that includes Florida State's Bobby Bowden (13), USC's Pete Carroll (seven) and Oklahoma's Bud Wilkinson (six).
- Clemson's streak represented the fifth time a program has had a run of at least six top four finishes in the AP Poll. Miami (Fla.) had a seven-year run from 1986-92 with two different head coaches leading the program.
- The 2022 season marked the 36th year that Clemson was ranked in the final AP poll. It was the 15th time in the last 18 years – and 12th straight year – that Clemson was ranked in the final poll.
- Clemson finished 11-3 and No. 13 in the final AP poll in 2023. Alabama (15 years), Clemson (12) and Ohio State (11) are the only programs with active streaks of 10 years or longer finishing in the top 15 of the AP poll.
- Clemson was ranked in the top 25 of 107 consecutive AP polls from 2014-21, a school record and the second-longest active streak in the nation prior to its conclusion.
- Clemson ranked in the top five of 57 consecutive polls from 2017-21, the second-longest Top 5 streak in the history of the AP poll, which dates to 1936. Clemson also produced a school-record streak of 97 consecutive polls in the AP Top 10, the third-longest streak in poll history.
- The Tigers have beaten an AP-ranked opponent 33 of last 37 years, including 50 top-25 wins in the last 20 years. Dabo Swinney has recorded a Clemson-record 40 top-25 wins in his head coaching tenure.
- Clemson beat four top-25 teams in 2015 and five in 2016. The 2017 team broke that record with six. Last year, Clemson again collected four ranked wins.



1981 NATIONAL CHAMPIONSHIP SEASON



NOTES

- Clemson won its first national title in any sport and the first for the ACC in football in 28 years.
- Clemson had five different players earn All-America honors, at the time more than any other Tiger team in history.
- There was no controversy concerning the voting of the National Champion in 1981. Clemson ended the season as the only undefeated, untied team and was the only team with three top-10 wins.
- Head Coach Danny Ford (age 33 at the time) remains the youngest head coach in history to win the National Championship.
- Clemson forced 41 turnovers in the 12 games, still a school record for turnovers forced in a season.
- During one stretch in the season, the Clemson defense held the opposition without a touchdown for 18 consecutive quarters and no opponent scored a rushing touchdown against Clemson during the first seven games of the season.
- Clemson won the national title in 1981 after going 6-5 the previous year. The Tigers were unranked in every preseason poll.
- Clemson's victory improvement of 5.5 games from the 1980 season to the 1981 season was the largest improvement in the nation.
- Only one team (Wofford) had more time of possession in a game against Clemson all season.
- Clemson had the lead at the end of the first quarter in only four of the 12 games.
- Clemson scored 316 points during the regular season of 1981, the exact same total Georgia scored during its

1981 TIGERS IN THE NFL

Player	Pos.	Pro Bowls	S.B. Champ.	Draft Round	NFL Years
Cliff Austin	TB	---	---	3	5
Dan Benish	DT	---	1	FA	6
Jeff Bryant	DT	---	---	1	12
Brian Clark	OT	---	---	12	1
Kenny Danforth	SS	---	---	FA	1
Billy Davis	DB	---	---	FA	1
Jeff Davis	LB	---	---	5	6
Ty Davis	DB	---	1	3	3
K.D. Dunn	TE	---	---	5	3
Dale Hatcher	P	1	---	3	7
Andy Headen	OLB	---	1	8	6
Donald Igwebuike	PK	---	---	10	6
Homer Jordan	QB	---	---	FA	1
Terry Kinard	FS	1	1	1	8
Kevin Mack	FB	2	---	1	9
Jeff McCall	FB	---	1	7	1
Chuck McSwain	RB	---	---	5	3
Rod McSwain	DB	---	---	3	7
William Perry	MG	---	1	1	10
Reggie Pleasant	DB	---	---	6	2
Johnny Rembert	OLB	1	---	4	10
Perry Tuttle	WR	---	---	1	3

FINAL 1981 AP POLL

Rk	Team	Head Coach	W-L
1.	Clemson	* Danny Ford	12-0
2.	Texas	Fred Akers	10-1-1
3.	Penn State	* Joe Paterno	10-2
4.	Pittsburgh	Jackie Sherrill	11-1
5.	SMU	Ron Meyer	10-1
6.	Georgia	* Vince Dooley	10-2
7.	Alabama	* Bear Bryant	9-2-1
8.	Miami (Fla.)	Howard Schnellenberger	9-2
9.	North Carolina	Dick Crum	10-2
10.	Washington	* Don James	10-2
11.	Nebraska	* Tom Osborne	9-3
12.	Michigan	* Bo Schembechler	9-3
13.	Brigham Young	* LaVell Edwards	11-2
14.	Southern California	* John Robinson	9-3
15.	Ohio State	* Earle Bruce	9-3
16.	Arizona State	Darryl Rogers	9-2
17.	West Virginia	* Don Nehlen	9-3
18.	Iowa	* Hayden Fry	8-4
19.	Missouri	Warren Powers	8-4
20.	Oklahoma	* Barry Switzer	7-4-1

* - in College Football Hall of Fame

11-game regular season of 1980, the year the Bulldogs won the National Championship.

- Good health was a big reason for Clemson's success in the 1981 season. Only five different starters missed any games during the entire season and no player missed more than two games all year. A collective total of only eight games were missed by five starters during the 1981 season.
- No opponent had a carry longer than 26 yards and no opponent had a play over 30 yards. The longest touchdown play against Clemson was 25 yards, on a halfback option pass from Mike Rozier to Anthony Steels (Nebraska) in the Orange Bowl.
- During offseason conditioning in the summer of 1981, Strength Coach George Dostal constructed a simple sign for his strength training facility... "1982 Orange Bowl, Clemson vs. Nebraska."
- The Clemson senior student who was in charge of pep rallies in 1981 was former CBS This Morning anchor Jane Robelot.
- The day after Clemson won at North Carolina, placekicker Donald Igwebuike flew to Maryland, where Clemson's No. 3 soccer team beat Maryland 4-0 to clinch the ACC title. Igwebuike played on two ACC title teams that fall, both of which finished in the top 10 in the nation.

TIGER RECORDS SET THAT STAND TODAY

- Points vs. ACC opponent (82 vs. Wake Forest, 10/31)
- Rushing yards in the modern era (536 vs. Wake Forest, 10/31)
- Third-down conversion percentage in a game (100.0 (12-12) vs. Wake Forest, 10/31)
- Turnovers forced in a game (9 vs. Georgia, 9/19)

- Wins over top-10 teams in a season (3, later tied in 2016)
- Turnovers forced in a season (41)

TEAM HONORS & AWARDS

- AP National Champion
- UPI National Champion
- Sporting News National Champion
- Sports Illustrated National Champion
- Football Writers Association National Champion
- Football Coaches Association National Champion
- Washington Touchdown Club National Champion
- Chicago Tribune Fans National Champion
- Orange Bowl Champion
- ACC Champion
- Nation's most improved team (+5.5 games)
- Second in the nation in scoring defense
- Seventh in the nation in rushing defense
- Seventh in the nation in turnover margin
- Eighth in the nation in total defense

HEAD COACH DANNY FORD

- Football Writers Association National Coach-of-the-Year
- UPI National Coach-of-the-Year
- American Football Coaches Association National Coach-of-the-Year
- WTBS National Coach-of-the-Year
- Washington Touchdown Club National Coach-of-the-Year
- ACC Coach-of-the-Year

ALL-AMERICANS

- Jeff Bryant - 2nd (Football News)
- Jeff Davis - 1st (Football News, FWAA, Kodak, UPI), 2nd (AP)
- Terry Kinard - 1st (AP, FWAA, NEA, WTBS)
- Lee Nanney - 2nd (UPI)
- Perry Tuttle - 1st (NEA, Sporting News), 2nd (Football News)

2016 NATIONAL CHAMPIONSHIP SEASON



NOTES

- National champions for the second time in school history and the first time since 1981.
- The Tigers finished with a 14-1 record after defeating previously undefeated and top-ranked Alabama 35-31 in the CFP National Championship Game on Jan. 9. Clemson's 14 wins tied the FBS record for victories in a season. It was the second year both Alabama and Clemson finished with 14-1 records.
- Clemson won the national championship while playing the nation's most difficult schedule according to the NCAA. Tiger opponents were 107-51 (.677) when not playing Clemson.
- Clemson was just the sixth national champion (since 1977) to have played the nation's most difficult schedule the season it won the title.
- Clemson defeated 11 FBS schools that finished the season with a winning record, including five that totaled 10+ wins and six who finished in the top 25 of the AP poll. Those schools were No. 2 Alabama, No. 6 Ohio State, No. 8 Florida State, No. 16 Virginia Tech, No. 21 Louisville and No. 24 Auburn. The six wins over teams that finished in the AP top 25 were the most in school history.
- For the sixth straight year, Clemson finished at least the same in its final poll as its preseason ranking by AP. Clemson was No. 2 in the preseason AP and coaches polls, then finished No. 1.
- Clemson beat top-ranked Alabama to win the national title, the first time Clemson defeated the No. 1 team. In the CFP semifinal, Clemson defeated No. 2 Ohio State 31-0. It marked the first time Clemson beat a No. 2 ranked team. Clemson was 0-9 in history when playing teams ranked in the top two, then defeated both in consecutive games just nine days apart.
- Clemson defeated No. 3 Louisville earlier in the season, giving Clemson wins over the No. 1, No. 2 and No. 3 teams.
- Clemson was never ranked No. 1 until the final poll and had to defeat a team (Alabama) that had been ranked No. 1 in every poll entering the playoff. It marked the first time a team defeated an opponent in the championship game who had been No. 1 in every poll since 2006, when Florida defeated Ohio State to win the national championship. It also happened in 2005, when Texas defeated Southern California, and in 1983, when Miami (Fla.) defeated Nebraska.
- Clemson was the first non-SEC team to beat Auburn and Alabama in the same year since 1990, when Southern Mississippi achieved the distinction.
- Clemson had a 3-0 record against SEC teams, the first time the Tigers defeated three SEC teams in one season.
- Clemson defeated Auburn, Florida State, Ohio State and Alabama, the programs that had combined to win each of the previous seven national championships.

FINAL 2016 AP POLL

Rk	Team	W-L	Points	Head Coach
1.	Clemson	14-1	1500	Dabo Swinney
2.	Alabama	14-1	1440	Nick Saban
3.	Southern California	10-3	1292	Clay Helton
4.	Washington	12-2	1277	Chris Petersen
5.	Oklahoma	11-2	1252	Bob Stoops
6.	Ohio State	11-2	1240	Urban Meyer
7.	Penn State	11-3	1130	James Franklin
8.	Florida State	10-3	1105	Jimbo Fisher
9.	Wisconsin	11-3	1032	Paul Chryst
10.	Michigan	10-3	1001	Jim Harbaugh
11.	Oklahoma State	10-3	920	Mike Gundy
12.	Stanford	10-3	730	David Shaw
13.	LSU	8-4	651	Ed Orgeron
14.	Florida	9-4	640	Jim McElwain
15.	Western Michigan	13-1	619	P.J. Fleck
16.	Virginia Tech	10-4	610	Justin Fuente
17.	Colorado	10-4	585	Mike MacIntyre
18.	West Virginia	10-3	368	Dana Holgerson
19.	South Florida	11-2	358	Willie Taggart
20.	Miami (Fla.)	9-4	338	Mark Richt
21.	Louisville	9-4	277	Bobby Petrino
22.	Tennessee	9-4	253	Butch Jones
23.	Utah	9-4	222	Kyle Whittingham
24.	Auburn	8-5	206	Gus Malzahn
25.	San Diego State	11-3	113	Rocky Long

- Clemson's 49-point win over South Carolina was the largest margin of victory by an ACC team over an SEC team in history. It was Clemson's third straight win over its rival.
- Clemson won the ACC championship for the second consecutive year, the first time in 28 years the Tigers won back-to-back league titles.
- The Tigers defeated a school-record five top-25 teams, including three top-three teams for the first time. Clemson finished the season with three straight wins over top-25 teams, the second time the program did that.
- Clemson joined Alabama as the first two schools to advance to the College Football Playoff in consecutive years.
- Clemson had nine First-Team All-ACC players, the most for the program since 1991.
- Sixteen of Clemson's starting 22 made an All-ACC team. Clemson had five more All-ACC selections than any other team.
- Seven different players were named first, second or third-team All-American, most in school history.
- Clemson showed an ability to win close games. The Tigers were 7-1 in games decided by seven points or less, establishing a school mark for wins by seven points or less in a season.
- The Tigers posted an 8-0 record away from home, the school's best mark for wins away from home in a season. Clemson had a 5-0 record on the opponents' home fields.

- Clemson opened the season with a win at Auburn, Clemson's first win there since 1950. It was first time Clemson opened the season with a road win over a current SEC team since 1903.
- Clemson left a game at Georgia Tech with a perfect record for the first time since 1903. Clemson had lost 11 straight when entering a game at Georgia Tech unbeaten.
- Clemson opened the season ranked No. 2 in the AP poll, its highest preseason ranking in school history.
- Clemson defeated Florida State in Tallahassee, just the second win for the program at Florida State since 1989.
- Clemson was honored for its graduation success rate of over 90 percent by AFCA.
- Clemson defeated Alabama for the first time since 1905.
- Dabo Swinney became the first head coach to win the national championship by defeating his alma mater.
- Dabo Swinney joined Bud Wilkinson as the only people to play on and serve as head coach of an AP national champion.
- Dabo Swinney won the Bear Bryant National Coach-of-the-Year Award, the first coach to win it in consecutive years.
- Clemson ended Alabama's 26-game winning streak, the longest winning streak Clemson has ended in its history. The 26-game streak was the third longest in SEC history and longest since the Crimson Tide had a 28-game winning streak from 1978-80.
- Clemson trailed 24-14 entering the fourth quarter. Nick Saban had been 97-0 with a 10-point lead in the fourth quarter.
- Nick Saban was 5-0 in national championship games and 12-1 in national or league championship games prior to the contest.
- Clemson ended Alabama's FBS record-tying 16-game winning streak against AP top-25 opponents.
- Nick Saban was 106-6 when leading at halftime at Alabama. Clemson overcame a 14-7 halftime deficit.

ALL-AMERICANS

- **Ben Boulware** - 2nd (AFCA, FWAA, USA Today, Walter Camp), 3rd (AP)
- **Jordan Leggett** - 2nd (AFCA, CBS)
- **Cordrea Tankersley** - 1st (USA Today), 3rd (AP)
- **Carlos Watkins** - 1st (CBS), 2nd (AP)
- **Deshawn Watson** - 2nd (AFCA, AP, Sporting News, Sports Illustrated, Walter Camp)
- **Christian Wilkins** - 1st (AFCA, FWAA), 2nd (Sporting News, Walter Camp), 3rd (AP)
- **Mike Williams** - 2nd (Phil Steele, Walter Camp)

2018 NATIONAL CHAMPIONSHIP SEASON



NOTES

- Clemson won its third football national championship in school history, joining the 1981 and 2016 squads. It marked the sixth national championship in any sport in Clemson history.
- Clemson had a 15-0 record, becoming the first team to accomplish the feat since Penn in 1897.
- Clemson became the second team to win multiple national championships in the College Football Playoff era since 2014 (Alabama).
- Clemson broke the school record of 14 wins, a mark previously shared with the 2015 and 2016 Tigers.
- Clemson finished its sixth undefeated season (1900, 1906, 1948, 1950, 1981, 2018) and fourth perfect season (1900, 1948, 1981, 2018) in school history.
- Clemson became the 20th team in AP poll history to finish a season as the AP No. 1 despite never appearing at No. 1 at any point of the regular season (2018 Clemson, 2016 Clemson, 2015 Alabama, 2014 Ohio State, 2011 Alabama, 2006 Florida, 2005 Texas, 2002 Ohio State, 1992 Alabama, 1989 Miami (Fla.), 1987 Miami (Fla.), 1986 Penn State, 1983 Miami (Fla.), 1982 Penn State, 1977 Notre Dame, 1973 Notre Dame, 1970 Nebraska, 1965 Alabama, 1964 Alabama, 1946 Notre Dame).
- Clemson won the ACC title for the fourth year in a row, marking the first time in ACC history a school won four consecutive outright league titles. The Tigers joined Florida (1993-96) as the only teams to win four consecutive Power Five Conference championship games.
- Clemson posted a 15-0 record against a schedule that included a school-record 12 games against teams who finished with winning records. The Tigers played the nation's most difficult schedule, as their opponents had a 120-57 record (.642) when not playing them.
- Clemson was in the top four of every CFP poll in 2018, including a No. 2 ranking entering the bowl games, ending the season having been ranked in the top four in 24 consecutive CFP polls.
- Clemson ranked in the top four of all 15 AP and USA Today Coaches polls for the first time in school history.
- Clemson won a school-record 13 of 15 games by at least 20 points, surpassing 2013 Florida State (12) for the most by any team since 2000. Clemson won its final 10 games by 20 points or more.
- Clemson won by an average margin of 31.1 points per game, the best margin in the nation and the second-largest in school history, trailing only a 35.3-point average margin in 1901, a season in which Clemson won one of its five games by a score of 122-0.
- Clemson played an average of 72.5 players per game in 2018, the most of any team in the AP Top 25. No other College Football Playoff participant averaged more than 56 players per game (Alabama, 55.7; Notre Dame, 54.4; Oklahoma, 52.4).

FINAL 2018 AP POLL

Rk	Team	W-L	Points	Head Coach(es)
1.	Clemson	15-0	1525	Dabo Swinney
2.	Alabama	14-1	1462	Nick Saban
3.	Ohio State	13-1	1364	Urban Meyer, Ryan Day
4.	Oklahoma	12-2	1356	Lincoln Riley
5.	Notre Dame	12-1	1286	Brian Kelly
6.	LSU	10-3	1119	Ed Orgeron
7.	Florida	10-3	1103	Dan Mullen
	Georgia	11-3	1103	Kirby Smart
9.	Texas	10-4	1076	Tom Herman
10.	Washington State	11-2	959	Mike Leach
11.	UCF	12-1	898	Josh Heupel
12.	Kentucky	10-3	820	Mark Stoops
13.	Washington	10-4	806	Chris Petersen
14.	Michigan	10-3	745	Jim Harbaugh
15.	Syracuse	10-3	683	Dino Babers
16.	Texas A&M	9-4	552	Jimbo Fisher
17.	Penn State	9-4	492	James Franklin
18.	Fresno State	12-2	466	Jeff Tedford
19.	Army West Point	11-2	418	Jeff Monken
20.	West Virginia	8-4	296	Dana Holgorsen
21.	Northwestern	9-5	284	Pat Fitzgerald
22.	Utah State	11-2	188	Matt Wells
23.	Boise State	10-3	184	Bryan Harsin
24.	Cincinnati	11-2	171	Luke Fickell
25.	Iowa	9-4	120	Kirk Ferentz

- Clemson was second in the nation in yards per rush (6.57) and first in the nation in yards per rush allowed (2.51), becoming the first program since at least 2009 to rank in the top two in both categories in a single season.
- Clemson tied team records in wins at home (seven), on the road (five), away from home (eight), in regular season conference play (eight) and against conference opponents (nine).
- Clemson posted a 5-0 record in road games, joining Northwestern as only teams in the nation to go 5-0 on the road. It marked the sixth time in school history (and the third time in four years) Clemson was 5-0 on the road.
- Clemson completed the four-year span with a 55-4 record, a school and ACC record that tied 2015-18 Alabama for the most wins in a four-year span in FBS history.
- With a victory over South Carolina in November, Clemson reached 100 wins in a decade for the first time in program history.
- Clemson featured five First-Team All-ACC selections and a total of 18 who made first, second or third team, more than any other school and the most in a season in school history.
- Clemson produced seven players who made an All-America team, second most in a season in school history. That included a record five first-team selections by at least one of the five major teams, the most first-team All-Americans in one season in school history.

- Clemson set a school record with 44.3 points per game, ahead of the previous record of 41.0 set in 2012. The Tigers reached 27 points in 15 straight games, a school record.
- Clemson scored a school-record 664 points, becoming the second team in ACC history to score 650 points in a single season (Florida State, 723 in 2013).
- Clemson broke the school and ACC record of 7,718 yards of offense, set in 2015, by recording 7,908 yards of offense.
- Clemson posted a school-record 527.2 yards per game, which included a record 15 games with 400 or more yards and a record-tying three 600-yard games. The Tigers set a school record by averaging 7.35 yards per play, shattering the previous record of 6.5 from 2006.
- Clemson led the country in scoring defense (13.1) for the first time in school history.
- Clemson set a school record with 54 sacks, breaking the mark held by the 2016 team (49). The 54 sacks were the third-most by any FBS team in a season since 2000.
- Clemson led the nation in sacks and tied for the national lead in tackles for loss (136).
- Clemson won the AFCA Academic Achievement Award for the first time in school history, becoming just the third program to win it and the national championship in the same year since the award began in 1981 (Notre Dame 1988 and Alabama 2017).
- In addition to the on-field success, Clemson produced team records in team GPA and number of players with recording a 3.0 or better GPA (66).
- Clemson placed seven players on the All-ACC Academic team, tied for second-most in school history and one shy of the school record.
- Christian Wilkins won the William V. Campbell Trophy from the National Football Foundation, the first Clemson player to win the award known colloquially as the Academic Heisman. He joined Barrett Jones (2012 Alabama), Joaquin Gonzales (2001 Miami), Danny Wuerffel (1996 Florida) and Rob Zatechka (1994 Nebraska) as the only players to win the Campbell Trophy and a national championship in the same season.

ALL-AMERICANS

- **Travis Etienne** - 1st (Sporting News), 2nd (AFCA, AP, FWAA, Walter Camp)
- **Clelin Ferrell** - 1st (AFCA, AP, Sporting News, Walter Camp)
- **Mitch Hyatt** - 1st (AFCA, AP, FWAA, Walter Camp), 2nd (Sporting News)
- **Tre Lamar** - 2nd (AFCA)
- **Dexter Lawrence** - 1st (AFCA)
- **Trayvon Mullen** - 2nd (AFCA)
- **Christian Wilkins** - 1st (AFCA, AP, FWAA, Sporting News, Walter Camp)

MEDIA INFORMATION

CLEMSON ATHLETIC COMMUNICATIONS

Press Box Phone Number: 864-654-3326
Office Address: P.O. Box 31; Clemson, SC 29633
Shipping Address: Jervey Athletic Center;
..... 100 Perimeter Road; Clemson, SC 29633

CREDENTIALS

Arrangements for media credentials for Clemson's home football games must be made through the Clemson Athletic Communications office. Requests by accredited media members must be made through the online credentialing system at SportsSystems.com/Clemson. Online credential requests for each Clemson home game will open two weeks prior to each game and will close at noon ET on Wednesday prior to each game.

Contact **Chandler Simpson** (mcsimp2@clemson.edu) or any member of the athletic communications team for more information on credential requests for Memorial Stadium.

The Clemson University Athletics Media Credential Policy is available at ClemsonTigers.com/MediaPolicy. The policy details credential eligibility and issuance priority for national and local outlets that cover Clemson football or its opponents on a regular basis. All credential approvals are made on a game-by-game basis independent of previous approvals and/or denials, and credential decisions for each contest are not beholden to prior credentialing precedents. Due to space limitations, credential quantities may be limited to a number lower than the total requested.

All credential requests will be filled on a space-available basis. Non-working spouses, dates, relatives, non-workers and anyone 16 years of age or younger are not permitted in the press box.

Media credential holders in the press box who are not actively covering the game, or credential wearers on the sideline who are not on assignment, will be asked to leave those respective areas. Press box or sideline security will be contacted should the credential wearer not comply. Credentials used in an unauthorized manner will be revoked immediately, and organizations responsible for credentials falling into improper hands will have credentials revoked for the rest of the year or the succeeding year, at the university's discretion.

EMAIL DISTRIBUTION LIST

Notes, stats, stories and other information are emailed out on a weekly basis from the athletic communications office. Media members may contact **Brian Hennessy** (bhennes@clemson.edu) to be put on the email list.

PARKING

A limited number of parking spaces reserved for the media is available on a game-by-game basis. Requests for media parking passes should be specified with credential requests. Due to space limitations, not all requests will be fulfilled.

Additionally, no motorhomes, campers or oversized vehicles will be permitted in media parking. Parking pass requests for satellite trucks should be made at least one week in advance.



PHOTOGRAPHERS & VIDEOGRAPHERS

Clemson follows guidelines established by the NCAA communications committee and ACC regarding sideline control to make certain the sideline is a working media area.

The following guidelines are adhered to:

- 1) Each photographer and runner is required to wear a photo vest.
- 2) Photo vests must be secured at the photographer's credential pickup at media will call outside Game 10 (visitors' tunnel). Both the credential and the photo vest must be worn on the field.
- 3) Prior to kickoff while recruits are present, photographers are not allowed south of the goalpost in the west endzone nor west of the south sideline 50-yard line.
- 4) After kickoff, no photographers are permitted in the bench area nor on the playing field.
- 5) Photo assistants or others holding a "sideline" pass must remain out of the photo area immediately adjacent to the playing field. This will make certain that photographers/videographers have the appropriate working area.
- 6) Tripods are not permitted on the sidelines.
- 7) The areas behind the team benches are considered bench areas and are to be used only for the passage between the north and south sidelines. This area may not be used as a photo zone.

PRESS BOX

The Bob Bradley Press Box is located on the first floor on the south side of Memorial Stadium. All radio and television booths, in addition to the press area, are on the same level. Photographers are encouraged to use the space available at field level, accessible in the visiting tunnel adjacent to the visitor locker room.

INTERVIEW REQUESTS

All requests to speak with players, coaches and staff should be directed to **Ross Taylor** (rt5@clemson.edu) or a member of the Clemson athletic communications staff. Members of the media who reach out directly to players, coaches or staff without prior approval of Clemson staff may face suspension or revocation of credentials.

SOCIAL MEDIA

The official Clemson football social media accounts for Twitter, Instagram and Facebook are all @ClemsonFB. Fans can find us on YouTube at Clemson Tigers.

WEBSITE

Visit the official website of Clemson University athletics, ClemsonTigers.com. The site provides updated statistics, game notes and other pertinent football information to visitors, as well as live statistics and audio links for all of Clemson's football games.

WEEKLY PRESS CONFERENCE

Dabo Swinney's weekly press conference is Tuesdays in the Smart Family Media Center of the Clemson Athletic Branding Institute on the west end of the Poe Indoor Facility. The media interviews **Swinney** from 11 a.m. to approximately 11:45 a.m.

Select player interviews are Monday (10 a.m. to 2 p.m.) and Tuesday after the **Swinney** press conference until 1 p.m. Contact **Ross Taylor** for player requests by Sunday at 4 p.m.

WILL CALL

Media will call for the distribution of credentials is operated in two locations on gamedays, outside of Gate 16 on the south side of Memorial Stadium for those with press box credentials and outside Gate 10 by the visitors' tunnel in the northwest corner for those with photo/video/runner credentials. Proper identification is required.

CLEMSON FOOTBALL ATHLETIC COMMUNICATIONS STAFF



ROSS TAYLOR
Primary Contact
rt5@clemson.edu



BRIAN HENNESSY
Secondary Contact
bhennes@clemson.edu



CHANDLER SIMPSON
Credentials
mcsimp2@clemson.edu



JEFF KALLIN
Senior Associate Athletic Director
kallin@clemson.edu

2023 OUTLOOK

SCHEDULE

Date	Opponent	Site	Designation(s)	Time	TV	Series
9-4	* at Duke	Durham, N.C.		8 p.m.	ESPN	37-16-1
9-9	Charleston Southern	Clemson, S.C.	Football Reunion Day & Land Grant Day	2:15 p.m.	ACCN	0-0
9-16	Florida Atlantic	Clemson, S.C.	Family Weekend	8 p.m.	ACCN	1-0
9-23	* Florida State	Clemson, S.C.	Hall of Fame Day			15-20
9-30	* at Syracuse	Syracuse, N.Y.				9-2
10-7	* Wake Forest	Clemson, S.C.	Homecoming & Breast Cancer Awareness Game			70-17-1
10-21	* at Miami (Fla.)	Miami Gardens, Fla.				7-6
10-28	* at NC State	Raleigh, N.C.				60-29-1
11-4	Notre Dame	Clemson, S.C.	IPTAY Day		ABC	4-3
11-11	* Georgia Tech	Clemson, S.C.	Military Appreciation Day			35-51-2
11-18	* North Carolina	Clemson, S.C.	Senior Day			39-19-1
11-25	at South Carolina	Columbia, S.C.				72-43-4

* - ACC game; Note: Home games in **bold**; all times are EDT.

Head Coach **Dabo Swinney** has always been an avid student of competitive greatness, notably the competitive stamina required for individuals, teams, businesses and others to not only succeed at the highest level, but to do so repeatedly.

After a one-year aberration in 2021, Swinney's Tigers returned to the top of the ACC in 2022, parlaying Clemson's competitive stamina into its seventh conference title of the last eight years and into the Tigers' 12th consecutive 10-win season, the third-longest streak in FBS history. Clemson's win in the 2022 ACC Championship Game also gave the Tigers at least one postseason win in 12 consecutive years, the longest streak in major college football history.

Swinney's 2023 team will attempt to build on Clemson's enduring recent foundation of competitive excellence, assimilating new leadership into its offense at offensive coordinator and at quarterback while welcoming three All-Americans, according to various outlets, back to its defensive front seven.

OFFENSE

Clemson made arguably the biggest splash hire among assistant coaches in the 2023 offseason when Swinney announced in January the hiring of **Garrett Riley** as Clemson's Offensive Coordinator/Quarterbacks Coach. Riley won the Broyles Award as the nation's top assistant coach after his lone season at TCU in 2022 in which he helped turn the Horned Frogs from a 5-7 squad into a group that went 13-2 and earned a berth in the CFP National Championship Game.

In three years as an offensive coordinator prior to his arrival at Clemson at SMU (2020,21) and TCU (2022), all three Riley offenses finished in the top 15 nationally in scoring offense. His units as the coordinator at SMU and TCU from 2020-22 combined would rank third in the nation in points per game in that span at 38.6 points per game, trailing only Ohio State (44.0) and Alabama (43.0) in that stretch.

Riley's 2022 TCU squad led the FBS with 22 plays from scrimmage of 50 yards or more. He envisions that same explosiveness being central to Clemson's new offensive identity.

"We're going to be violent and fast," said Riley. "I think it starts there. No matter if we're in the passing game or the run game, we're going to attack."

Riley will inherit an offensive line that returns four starters, one of the nation's most versatile playmakers at running back and a highly touted quarterback whose skill set and mentality fits Riley's aggressiveness.

QUARTERBACKS

Clemson's transition at quarterback began in earnest in the first quarter of the 2022 ACC Championship Game when then-freshman **Cade Klubnik** entered in Clemson's third series and immediately engineered three consecutive touchdown drives followed by an end-of-half field goal drive. He earned MVP honors for that performance against No. 24 North Carolina after completing 20-of-24 passes for 279 yards and a touchdown, rushing seven times for 30 yards with a rushing touchdown and recording a 19-yard reception. In his next game, Klubnik threw for 320 yards in his first career start in the 2022 Orange Bowl and now enters the spring as Clemson's incumbent at the position.

Klubnik was a consensus five-star prospect in Clemson's 2022 recruiting class, and Riley inherited another top recruit at the position in the 2023 recruiting class in **Christopher Vizzina**. Vizzina ranked among the nation's top 50 prospects upon signing in December, and he enrolled in January to jumpstart his development. Clemson also added veteran depth at the position in December, signing transfer **Paul Tyson** after stints at Alabama (2019-21) and Arizona State (2022) to supplement fourth-year quarterback **Hunter Helms**, an original walk-on who earned a scholarship prior to the 2021 season.

RUNNING BACKS

Clemson's **C.J. Spiller** earned induction into the College Football Hall of Fame in 2021 as one of the most versatile and explosive players in the history of the sport. In his second season as running backs coach at Clemson in 2022, he produced another of college football's most versatile players as part of a deep unit that powered Clemson to a third-place ranking in the ACC in rushing yards.

Will Shipley returns for his third season at Clemson as one of the program's unquestioned leaders and heartbeats. In 2022, he was one of four finalists for the Paul Hornung Award, given annually to the nation's most versatile player. He was the only player in the nation to record at least 1,150 rushing yards, at least 200 receiving yards and at least 300 kickoff return yards, joining a pantheon of recent greats - Kansas State's Darren Sproles (2004), USC's Reggie Bush (2005), Cal's Jahvid Best (2008), Spiller (2009), Nebraska's Ameer Abdullah (2014), Stanford's Christian McCaffrey (2015 and 2016), Oklahoma's Joe Mixon (2016) and Penn State's Saquon Barkley (2017) - as the only Power Five Conference players to hit those figures in every category in the previous 20 seasons.

Shipley became the first player in history to earn First-Team All-ACC honors at three different positions,

collecting first-team accolades in the running back, all-purpose and specialist categories. Perhaps most impressively, Shipley achieved immense on-field success while simultaneously carrying a 4.0 cumulative GPA and becoming Clemson's first Academic All-American since 2012.

Shipley's close friend and roommate **Phil Mafah** also returns for his third season following a career year as a sophomore. Mafah posted career highs in 2022, totaling 515 yards and four touchdowns on fewer than 100 carries, improving his yards-per-carry average by a full yard from his freshman campaign.

Joining Mafah among returning scholarship running backs is redshirt freshman **Keith Adams Jr.** Adams is a Clemson legacy who bears the same physicality that was the hallmark of his father, Keith Adams, a two-time All-America linebacker who won 1999 ACC Defensive Player of the Year and still holds Clemson's single-season records for tackles, tackles for loss and sacks. **Domonique Thomas** returns for his second season at Clemson, as the powerful back nicknamed "Quadzilla" for his rotund thighs earned a scholarship last season after walking on following a family tragedy that prematurely ended the early portion of his college career at NAIA Union College in Kentucky.

Two signees coming off prodigious prep careers bolstered the room in the summer. **Jay Haynes** rushed for more than 2,600 yards his final two prep seasons, including a 476-yard effort in one game as a senior that ranked second in Alabama high school history. **Jarvis Green** helped carry state powerhouse Dutch Fork High School to another state title as a senior in 2022 as part of a career in which he amassed more than 6,000 all-purpose yards.

WIDE RECEIVERS

Wide Receivers Coach **Tyler Grisham** made his name as a Clemson slot receiver from 2005-08 before moving on to a four-year NFL career. In his second season as Clemson's wide receivers coach, his tutelage aided in the breakout season of another standout slot receiver.

Antonio Williams earned freshman All-America honors for a 2022 season in which he led Clemson in receptions (56) and receiving yards (604) while making 10 starts, the most by a Clemson freshman receiver since Hunter Renfrow's redshirt freshman season (10 in 2015) and the most by a true freshman receiver at Clemson since Sammy Watkins (10 in 2011). Williams became the first true freshman to lead Clemson in receiving yards since Justyn Ross in 2018 and the first to lead in receptions since Artavis Scott in 2014.

Williams was one of three scholarship true freshmen at receiver last year, including **Adam Randall** and **Cole Turner**. Randall was in the midst of a head-turning set of practices before tearing his ACL last spring and spending the fall trying to play his way back into shape. Turner, despite redshirting, tied the Clemson record for the fewest games needed to record a 100-yard receiving performance when he gained 101 yards in his second career game in the 2022 ACC Championship Game.



WILL SHIPLEY BECAME THE FIRST PLAYER IN HISTORY TO EARN ALL-ACC HONORS AT THREE DIFFERENT POSITIONS.

2023 OUTLOOK

Clemson's active leader in career receiving yards is junior **Beaux Collins**, who has compiled 780 yards and eight touchdowns in his first two seasons at Clemson. Before being slowed by injuries late in the year, he got off to a hot start in 2022, becoming the first Clemson player to catch a touchdown in each of the first four games of a season since Sammy Watkins in 2011.

After losing significant time early in his career to COVID-19, respiratory symptoms and gastroesophageal reflux disease, **Brannon Spector** returned in 2022 and scored touchdowns at Wake Forest and Boston College among his 15 receptions. Third-year receiver **Troy Stelato** will attempt to replicate Spector's blueprint for a successful return after missing the 2022 season with a knee injury suffered in preseason practice.

Clemson signed four wide receivers in its 2023 recruiting class. **Noble Johnson** enrolled midyear and participated in spring practice. He was joined in the summer by **Tyler Brown**, **Ronan Hanafin** and **Misun Kelley**, the last of whom was recruited as an athlete but is expected to start his career at receiver.

TIGHT ENDS

Passing Game Coordinator/Tight Ends Coach **Kyle Richardson** proclaimed himself to be "a pig in mud" during the 2023 season, as the arrival of Offensive Coordinator Garrett Riley meant Richardson's return to the Air Raid system he learned from system patriarch Hal Mumme at Southeastern Louisiana, a system Richardson ran to near-perfection during a remarkable high school coaching career at Rock Hill's Northwestern High School.

The NFL departure of four-year contributor Davis Allen creates opportunity for Clemson's next wave of tight ends, the most prolific of whom to date has been now-third-year tight end **Jake Briningstool**. Per the 247Sports Composite, the native of Brentwood, Tenn. was the nation's top-rated tight end in the class of 2021, two spots ahead of reigning Mackey Award recipient Brock Bowers. Briningstool posted career highs in receptions (25), receiving yards (285) and receiving touchdowns (4) in an elevated role of nearly 400 offensive snaps in 2022.

Sage Ennis enters his fourth year as a veteran of 278 offensive snaps over 31 career games. The other returning scholarship tight end is **Josh Sapp**, a Clemson

legacy who redshirted last year and is the son of Patrick Sapp, a former Clemson quarterback-turned-linebacker who was a second-round pick in the 1996 NFL Draft. Scholarship signees **Markus Dixon** and **Olsen Patt-Henry** joined the group in the summer.

OFFENSIVE LINEMEN

A year after Clemson battled season-long attrition and turnover along the offensive line in 2021, Offensive Line Coach **Thomas Austin** benefited from continuity in his first season on the job in 2022. Clemson played only three offensive line combinations over 14 games in 2022 after playing seven different combinations over 13 games in 2021. In 2022, four different offensive linemen played at least 900 offensive snaps for the second time in team history.

Clemson's only scholarship departure from its 2022 offensive line group was Jacobs Blocking Trophy winner Jordan McFadden, as Clemson's returning offensive linemen combined for 4,281 of the unit's 5,100+ offensive snaps in 2022. Four starters return, three of whom excelled in new positions.

Will Putnam is now the unit's elder statesman. A key reserve in 2019 and two-year starter at guard from 2020-21, Putnam seamlessly transitioned to center in 2022, earning All-ACC recognition in his first season in the position. Putnam enters 2023 having played 2,611 snaps from scrimmage, already the 19th most in Clemson history, over 47 career games with 36 starts.

Putnam's roommate, **Walker Parks**, returns for his third year as a starter in 2022 as a veteran of nearly 2,000 career snaps over 37 games with 26 starts. After serving as Clemson's starting right tackle in 2021, Parks started all 13 games in which he appeared in 2022 at right guard, a move that created room for Freshman All-American **Blake Miller** to start all 14 games and play 989 offensive snaps at right tackle. An opening-day starter, Miller joined Mitch Hyatt (2015) and Phil Prince (1944) as the only Clemson true freshmen since 1944 to start a season opener at offensive tackle.

Marcus Tate enters his third season having started 19 of his 24 career games at Clemson, including each of the first 11 games of 2022 at left guard prior to suffering a season-ending knee injury. The injury created opportunity for now-fourth-year lineman **Mitchell Mayes**, who played a career-high 405 snaps with four starts at guard, one in place of an injured Parks and three in place of an injured Tate.

Surgeries and rehab precluded Parks and Tate from participating fully in the spring, which Swinney called a "blessing in disguise" as Clemson sought to see which members of its crowded second unit from a year ago are ready to step into more prominent roles with the benefit of added practice reps. The veterans of that group are fourth-year linemen **Bryn Tucker**, **Trent Howard** and **John Williams**, all of whom were part of the 2020 recruiting class as Mayes. Tucker and Howard have played 127 and 125 career offensive snaps, respectively, while a season-long injury in 2021 helped limit Williams to only 29 career snaps to date.

Tristan Leigh, **Ryan Linthicum** and **Dietrick Pennington** all enter their third seasons in search of a redshirt sophomore leap. Clemson's group has been vocally bullish on **Collin Sadler** as he enters his second season in the program after a redshirt year in 2022.

All three of Clemson's 2023 signees along the offensive line enrolled in January and got a head start in spring practice. The talented and agile Texas two-step of **Ian Reed** and **Harris Sewell** was joined by mammoth interior presence **Zack Owens**, who arrived on campus in January north of 350 pounds.

FUTURE CLEMSON OPPONENTS

2024

Home	App State, Louisville, Miami (Fla.), NC State, South Carolina, The Citadel, Virginia
Away	Boston College, Florida State, Georgia Tech, Virginia Tech
Neutral	Georgia (Atlanta, Ga.)

2025

Home	Duke, Florida State, Furman, Georgia Tech, LSU, Syracuse, Troy
Away	NC State, North Carolina, Pittsburgh, South Carolina, Wake Forest

2026

Home	Boston College, Charleston Southern, Georgia Southern, NC State, Pittsburgh, South Carolina, Virginia Tech
Away	Florida State, Georgia Tech, Louisville, LSU, Virginia

DEFENSE

In his first full season as defensive coordinator, **Wes Goodwin** helped Clemson rank in the top 25 nationally in points allowed per game (22nd, 20.9), rushing yards allowed per game (13th, 102.7), yards allowed per carry (9th, 3.25), sacks (tied for 4th, 44), tackles for loss (2nd, 111) and passes defended (9th, 77). His unit reached those heights despite significant turnover in the back seven that included the departure of five 2021 starters with an incredible 269 combined games of experience.

This year, led by two stars in his linebacker group that emerged following those departures as well as some surprise returners, Goodwin's unit will attempt to continue to build upon the defensive foundation that has helped propel Clemson to seven of the last eight ACC titles.

DEFENSIVE TACKLES

Many at Clemson felt the program recorded a coup in welcoming former Clemson defensive tackle **Nick Eason** home in 2022 as the team's defensive run game coordinator/defensive tackles coach after 17 seasons as an NFL player and coach and one year coaching at Auburn. Those inclinations were proven right both on and off the field, as his unit's on-field performance was supplemented by his selection by 247Sports as the ACC's Recruiter of the Year.

While the unit was hit by the departure of prospective first-round pick Bryan Bresee, it received a jolt from the unexpected returns of **Tyler Davis** and **Ruke Orhorhoro**, two now-fifth-year players who elected to return to Clemson despite receiving positive draft grades from NFL talent evaluators. Davis was a 2022 FWAA All-American who is already tied with Christian Wilkins, Dexter Lawrence and William Perry with three each for the most career All-ACC selections by a defensive tackle in Clemson history. Orhorhoro posted 8.0 tackles for loss, 4.0 sacks, five pass breakups, nine quarterback pressures and a fumble recovery in 14 games with nine starts to earn third-team All-ACC honors from Phil Steele and Pro Football Focus in 2022.

Tré Williams and **DeMonte Capehart** are entering their fourth seasons at Clemson in 2023. Williams was a key cog in Clemson's defensive rotation amid a rash of injuries to the unit in 2021, playing 243 defensive snaps over 11 games with one start that year and contributing 142 snaps in 12 games in 2022. Injuries and depth limited Capehart in his first two seasons, but he emerged in rotational duty late in 2022, including a three-tackle performance in 17 snaps in the Orange Bowl.

Third-year junior **Payton Page** flashed in his 200-plus snaps over 14 games in 2022, as the sizable interior presence recorded 3.5 tackles for loss, a fumble recovery and a blocked field goal. Redshirt freshman



DEFENSIVE TACKLE TYLER DAVIS RETURNS FOR HIS FIFTH SEASON.

2023 OUTLOOK

Caden Story rounds out the returning scholarship players at the position.

Eason's Recruiter of the Year bona fides were further legitimized in January upon the arrival of three heralded defensive tackle recruits as midyear enrollees. **Peter Woods** was a Rivals five-star prospect and ESPN's No. 9 overall recruit in the nation as a four-time 7A state champion in Alabama, and he is joined at the position by two Peach State standouts: **Vic Burley**, the reigning Georgia 5A Defensive Player of the Year, and **Stephiyan Green**, whom On3 ranked among the nation's top 50 players across all positions in the class of 2023.

DEFENSIVE ENDS

Eason's NFL experience is supplemented further along Clemson's defensive line by the presence of nine-year NFL veteran **Lemanski Hall** as defensive ends coach. Hall's unit helped Clemson's defense record 44 sacks in 2022, and the Tigers have reached the 40-sack milestone in nine consecutive seasons, or every year of the CFP era, while no other program has exceeded five such seasons in that span.

In 2018, many suspected **Xavier Thomas** would parlay his status as a consensus top-five recruit nationally into a "three-and-done" college career en route to the NFL. Thomas has showcased his immense ability at Clemson despite publicly battling COVID-19, depression and illness-related weight gain in his career plus a foot injury that cost him all but 52 defensive snaps in 2022. He elected to return for his sixth season at Clemson credited already with 30 career tackles for loss, 14.5 sacks and five caused fumbles amid his 49 career games with the Tigers.

Also returning for a sixth season is **Justin Mascoll**, a veteran and trusted option on the edge who has already logged more than 1,100 snaps in 53 career games with 13 starts in his career while rotating with a bevy of defensive ends who will be plying their craft in the NFL in 2023.

The NFL departures of K.J. Henry and Myles Murphy (and their combined 65 tackles for loss and 31 sacks in 96 combined career games) have opened playing time windows for Clemson's other defensive ends. **Cade Denhoff** and **Zaire Patterson** are both entering their redshirt sophomore seasons. **Jahiem Lawson**, the younger brother of former Clemson All-American and current NFL defensive end Shaq Lawson, also returns after redshirting in 2022.

Clemson added three defensive ends in its 2023 recruiting class. **T.J. Parker** continued Clemson's recent pipeline from Phenix City, Alabama's Central High School and enrolled at Clemson in January. **David Ojiegbe** and **A.J. Hoffer** added to Clemson's infusion of youth at the position in the summer.

LINEBACKERS

Arguably no position group faced a steeper learning curve for 2022 than the linebackers, a unit that had to replace 69-game veteran and multi-time All-ACC selection James Skalski and 53-game veteran and current Buffalo Bill Baylon Spector. In his first season overseeing the unit, Linebackers Coach **Wes Goodwin** masterfully developed a pair of precocious talents that enter 2023 as one of college football's premier linebacking duos.

Upon his arrival at Clemson in 2021, there was no doubting the football pedigree of **Jeremiah Trotter Jr.**, the son of "Axe Man" Jeremiah Trotter, a four-time Pro Bowler and veteran of 12 NFL seasons. In his first season as Clemson's Mike linebacker, "Axe Man Jr." was a revelation, earning second-team All-America honors from the Associated Press after starting all 14 games and leading the team in tackles (92) and tackles for loss (13.5), tying for the team lead in sacks (6.5) and adding six pass breakups, a caused fumble and an interception return for a touchdown. He was one of only three Power Five players in 2022 to reach at least 13

tackles for loss, six sacks and return an interception for a touchdown, joining two-time Nagurski Award winner Will Anderson Jr. of Alabama and national championship participant Dee Winters of TCU, and Trotter was the only member of that trio also to produce a caused fumble.

Trotter's running mate at the position in the 2021 recruiting class was **Barrett Carter**, a fluid athlete whom Swinney has repeatedly called "one of the best pure football players I've had in 20 years." Carter earned fourth-team All-America status from Phil Steele after he posted 77 tackles (10.5 for loss), 5.5 sacks, eight pass breakups, two interceptions and two caused fumbles in a unit-high 832 snaps over 13 games (all starts) in 2022. Prior to Carter and two others in 2022, the last two Power Five Conference players to reach 10 tackles for loss, five sacks, two caused fumbles and two interceptions in a season were Georgia's Nakobe Dean in 2021 and Clemson's Isaiah Simmons in 2019, years in which both players won the Butkus Award.

Clemson's coaching staff is confident in its ability to replace NFL-bound linebacker Trenton Simpson in part because of the eye-opening performance of now-sophomore **Wade Woodaz** down the stretch in the 2022 season. Woodaz blocked a punt in his first career contest, and late in the season, his versatility helped him start the ACC Championship Game win at safety and serve as the team's primary Sam linebacker, and record two tackles for loss, during Simpson's absence in the Orange Bowl.

The unit will seek to further develop two second-year players who redshirted a season ago: **T.J. Dudley** and **Kobe McCloud**. Goodwin also added two true freshmen at the position in the 2023 recruiting class, securing the signatures of midyear enrollees **Dee Crayton** and **Jamal Anderson**, the latter of whom is the son of the eight-year NFL running back and former All-Pro of the same name.

CORNERBACKS

Now entering his 11th season guiding Clemson's cornerbacks, Assistant Head Coach/Cornerbacks Coach **Mike Reed** is Clemson's longest-tenured position coach. He produced both first-team All-ACC corners in 2021 and oversaw a breakout stretch run by a young member of his unit in 2022.

Nate Wiggins, called by teammates and coaches as one of Clemson's most naturally gifted corners in recent memory, made a sophomore leap down the stretch of his second season in 2022. His 12 pass breakups were one shy of the Clemson sophomore record of 13 shared by James Lott (1987) and Justin Miller (2003) and were the most by a Clemson defender of any classification in a season since Coty Sensabaugh's 13 in 2011. His highlight 98-yard interception return in the ACC Championship Game was the longest play in the game's history and the second-longest interception return in Clemson history.

Wiggins will once again benefit from the accessibility of veteran wisdom, as **Sheridan Jones** opted to use his free year of eligibility from the COVID-19 pandemic to return for a fifth season at Clemson. Jones started all 10 games in which he appeared in 2022, pushing his career totals to 48 games and 21 starts.

Two of Clemson's cornerback signees in 2022, **Toriano Pride Jr.** and **Jeadyn Lukus**, each had moments to shine in their true freshman campaigns. Pride notched an interception in Clemson's prime-time win against No. 10 NC State and recorded a safety against Miami (Fla.), while Lukus snagged a highlight-reel interception of North Carolina's Drake Maye in the ACC Championship Game. The duo comprised two of Clemson's three cornerback signees in 2022, joining **Myles Oliver**, who missed every game except the Orange Bowl in 2022 while rehabbing from shoulder surgery.

Clemson added another trio of cornerbacks in its 2023 recruiting class. **Shelton Lewis** impressed coach-

es and teammates during bowl practices after enrolling early. The group welcomed **Branden Strozier** and **Avieon Terrell** over the summer. Terrell is the younger brother of former Clemson cornerback A.J. Terrell, now an All-Pro performer for the Atlanta Falcons.

SAFETIES

Goodwin and Reed weren't the only Clemson defensive coaches facing the departure of substantial experience from their 2021 units in 2022. While replacing 65-game veteran safety Nolan Turner, Co-Defensive Coordinator/Safeties Coach **Mickey Conn** mixed and matched his safeties in 2022 while helping Clemson to its 10th consecutive top-25 finish in scoring defense at 20.9 points per game.

The most veteran member of Conn's safety group is **Jalyn Phillips**, who elected to use his free COVID year to return for a fifth season at Clemson. Named by his teammates as a permanent team captain in 2022, Phillips started all 14 games, was second on the team in tackles (82) and added four pass breakups, an interception and a recovered fumble in 667 snaps.

Clemson also welcomes back a pair of productive safeties with prominent last names for their fourth years in the program. **R.J. Mickens**, son of nine-year NFL veteran Ray Mickens, is Clemson's active career leader in interceptions (5), while **Tyler Venables**, son of former Clemson coordinator and current Oklahoma coach Brent Venables, has fashioned himself into a key defensive and special teams contributor in playing 34 games over the last three seasons.

Andrew Mukuba was the ACC's Defensive Rookie of the Year in 2021 but battled through elbow, knee and ankle injuries in 2022 while starting at both safety and cornerback at various points of the season. Clemson's scholarship safety group will also include two second-year players: **Sherrod Covil Jr.**, who played 13 games in his debut season in 2022, and **Kylon Griffin**, who appeared in two games while redshirting.

Two of Clemson's three signees at safety in the class of 2023 joined the program as midyear enrollees. **Khalil Barnes** was a multi-time player-of-the-year honoree in his district in Georgia, and **Kylen Webb** was a multi-position and multi-sport athlete at Florida's Sumner High School. Marietta, Ga. native **Rob Billings** rounded out the trio in the summer.

SPECIAL TEAMS

Director of Special Teams **Bill Spiers** and Special Teams Coordinator **Mike Reed** will be in the market for a new placekicker for the first time since the 2019 off-season, as gone from Clemson's group is B.T. Potter, who tied the Clemson record for games played (69) and exited holding school records in field goals (73), PATs (234), points by a placekicker (453), consecutive PATs made (the first 122 and last 112 of his career on either side of his lone miss), starts by a placekicker (54), yards on field goals (2,716), field goals of 40-plus yards (34) and field goals of 50-plus yards (9).

Robert Gunn III effectively served a year in residence as Potter's understudy in his freshman campaign in 2022. He enters his redshirt freshman season as the lone placekicker on scholarship, but he is joined by returning walk-ons **Quinn Castner** and **Hogan Morton** in competition for that spot in 2023.

Clemson's roster features two scholarship punters. Redshirt senior **Aidan Swanson** averaged 42.3 yards per punt in his first season as Clemson's starter at the position in 2022, and **Jack Smith** made his collegiate debut with a 47-yard punt in the ACC Championship Game amid a redshirt season.

Clemson split its snapping duties in 2022, and both long snappers are slated to return for 2023. Both **Holden Caspersen** and **Philip Florenzo** played in all 14 games a year ago, as Caspersen served as Clemson's snapper on punts while Florenzo handled snaps on placekicks.

HEAD COACH DABO SWINNEY



DABO SWINNEY

- **HEAD COACH**
- **15TH FULL SEASON AS HEAD COACH**
- **21ST SEASON ON CLEMSON STAFF**
- **ALABAMA '93**

An illustrious coaching heritage is embedded in the foundation of Clemson football. At the dawn of the 20th century, the Tigers were led by future College Football Hall of Famer John Heisman. Hall of Famers Jess Neely, Frank Howard and Danny Ford followed in Heisman's winning tradition.

Now entering his 16th season (and 15th full season) as Clemson's head coach, Dabo Swinney has already carved his name into that foundation, elevating himself amid a pantheon of Clemson greats by becoming the first coach in program history to lead Clemson to multiple national championships.

Swinney's stratospheric start to his head coaching career placed his record not only among Clemson legends but also among the names of the winningest leaders in the 150-plus years of major college football.

Swinney coached the 200th game of his career in the 2022 Orange Bowl, and his 161-39 record through 200 career games positioned him alongside College Football Hall of Famers Bob Stoops and Robert Neyland for the fifth-most wins through 200 games in FBS history. His 161 wins also passed Stoops for the second-most through the first 15 seasons of a career in FBS annals despite Swinney being limited to only seven games in his first season while serving in an interim capacity.

Swinney's 2022 squad went 11-3 and returned the Tigers to the ACC throne, earning a 39-10 win in the ACC Championship Game against North Carolina to give the Tigers their seventh ACC title in eight years. Clemson became the first program in an active Power Five conference to win seven outright titles in an eight-year span since Alabama won eight out of nine SEC titles outright from 1971-79.

Clemson's 2022 squad extended its streak of consecutive 10-win seasons to 12, becoming only the third FBS program ever to record double-digit wins in a dozen consecutive seasons. The ACC title also gave Clemson's 2021 and 2022 recruiting classes their first conference title, ensuring that every recruiting class in Swinney's tenure as head coach has won at least one ACC championship at Clemson.

In 2021, Swinney's final win of the season in the Cheez-It Bowl was his 150th career win in his 186th game as head coach. In terms of games played, Swinney became the sixth-fastest coach in FBS history — and the fourth-fastest in the modern era — to earn 150 career wins, trailing Urban Meyer (176), Gil Dobie (180), Barry Switzer (180), Fielding Yost (184) and Joe Paterno (184). At the conclusion of that season, only 16 coaches in FBS history including Swinney had accomplished the feat within 200 games, and 14 of the 16 had been inducted into the College Football Hall of Fame, with the lone exceptions being Swinney and Meyer, both of whom are not yet eligible.

Though other seasons resulted in more hardware, analysts and observers opined that 2021 might have been Swinney's best coaching job, as the Tiger mentor guided his team through adversity and attrition to overcome a 2-2 start to finish 10-3. Clemson entered that October as one of 28 Power Five teams with two or more losses, yet concluded the season as one of only two of those 28 programs to finish the season having reached 10 wins.

Swinney's 2021 Tigers played seven one-possession games, one shy of the school record, and went 5-2 in those contests. The squad's success came in spite

THE SWINNEY FILE

PLAYING EXPERIENCE

Lettered three years at Alabama (1990-92); also a member of the 1989 team ... member of the 1992 National Championship team ... Academic All-SEC and SEC Scholar-Athlete Honor Roll member in 1990,92.

BOWL PARTICIPATION AS A PLAYER

1990 Sugar Bowl ... 1991 Blockbuster Bowl ... 1991 Fiesta Bowl ... 1993 Sugar Bowl.

EDUCATION

B.S. degree in commerce & business administration from Alabama in 1993 ... master of business administration from Alabama in 1995.

COACHING EXPERIENCE

Graduate assistant coach at Alabama (1993-95) ... wide receivers/tight ends at Alabama (1996) ... tight ends at Alabama (1997) ... wide receivers at Alabama (1998-00) ... wide receivers at Clemson (2003-06) ... assistant head coach/wide receivers at Clemson (2007 - Oct. 13, 2008) ... interim head coach/offensive coordinator at Clemson (Oct. 13 - Dec. 1, 2008) ... head coach at Clemson (2009-22).

BOWL SEASONS AS AN ASSISTANT COACH

1994 Gator Bowl ... 1995 Citrus Bowl ... 1997 Outback Bowl ... 1998 Music City Bowl ... 2000 Orange Bowl ... 2004 Peach Bowl ... 2005 Champs Sports Bowl ... 2006 Music City Bowl ... 2007 Chick-fil-A Bowl.

BOWL SEASONS AS A HEAD COACH

2009 Gator Bowl ... 2009 Music City Bowl ... 2010 Meineke Car Care Bowl ... 2012 Orange Bowl ... 2012 Chick-fil-A Bowl ... 2014 Orange Bowl ... 2014 Russell Athletic Bowl ... 2015 Orange Bowl ... 2015 CFP National Championship Game ... 2016 Fiesta Bowl ... 2016 CFP National Championship Game ... 2018 Sugar Bowl ... 2018 Cotton Bowl ... 2018 CFP National Championship Game ... 2019 Fiesta Bowl ... 2019 CFP National Championship Game ... 2020 Sugar Bowl ... 2021 Cheez-It Bowl ... 2022 Orange Bowl.

HEAD COACHING RECORD

161-39 (.805) in 15 seasons (14 full seasons) at Clemson ... 99-19 (.839) in ACC regular-season games at Clemson ... 8-1 (.889) in ACC Championship Games at Clemson ... 11-8 (.579) in bowl games at Clemson.

PERSONAL DATA

Born Nov. 20, 1969, in Birmingham, Ala. ... married to the former Kathleen Bassett ... the couple has three sons (Will, Drew, Clay).

of tremendous turnover and attrition, as 48 different players earned at least one start, eight more than in the pandemic-impacted 2020 season. Only 23 Tigers played in all 13 games, and only four offensive or defensive players started all 13. Between injuries and transfers, he held aloft the 2021 Cheez-It Bowl trophy following a game Clemson finished without the services of 30 scholarship players from its initial fall roster.

A year earlier, Swinney's squad accomplished its "double-double mission" in 2020, going 10-2 in a condensed season to give Clemson 10 consecutive 10-win seasons. Clemson became only the third program in FBS history to accomplish the feat and became the first school to win 10 games in 10 straight seasons as a member of the ACC, as only the final nine of Florida State's record 14-straight 10-win seasons came during the Seminoles' tenure in the ACC.

The pandemic-affected 2020 campaign was a historic one for the Tigers both as a team and individually, as quarterback Trevor Lawrence ascended to become the winningest quarterback in school history (34-2) and running back Travis Etienne added the ACC's all-time rushing crown (4,952 yards) to his arsenal of school and conference records. Etienne's versatility as a rusher and receiver earned him consensus All-American honors as an all-purpose selection, while Lawrence became the second Heisman Trophy finalist in program history, tying Deshaun Watson (second in 2016) for the highest finish in Heisman Trophy voting in school history.



THE SWINNEY FAMILY - DABO AND WIFE, KATHLEEN, WITH (FROM LEFT TO RIGHT) WILL, CLAY AND DREW.

HEAD COACH DABO SWINNEY

The prolific backfield duo under Swinney's tutelage helped guide Clemson to its sixth consecutive outright conference title with a 34-10 win against Notre Dame in the ACC Championship Game. That day, Clemson and Oklahoma's six-year streaks of outright conference titles made the two programs the first among current Power Five programs to win at least six straight outright titles since Oklahoma (12 from 1948-59) as part of the now-dissolved Big 8 Conference.

The conference title helped Clemson secure its sixth College Football Playoff berth, becoming the first program ever to reach the postseason tournament in six consecutive seasons. Clemson is 6-4 all-time in College Football Playoff games, the second-most wins of any program since the format's inception.

Clemson finished 2020 as the nation's No. 3-ranked squad, the Tigers' sixth consecutive top-four finish in the AP poll. In doing so, Swinney joined Bobby Bowden (13), Pete Carroll (7) and Bud Wilkinson (6) as the only coaches since the AP Poll's inception in 1936 to record six consecutive top-four finishes. In that stretch, Clemson appeared in the top five of 57 consecutive AP Polls, the second-longest streak in poll history.

Clemson entered the third decade of the 21st century in 2020 after Swinney helped author one of the most prolific 10-year periods in the history of the sport. Clemson posted a 117-22 record under Swinney's leadership in the 2010s, and the program's 117 wins trailed only Penn (124 in the 1890s) and Alabama (124 in the 2010s) to tie for the third-most in a decade in major college football since 1890. Clemson's 117 wins in the 2010s represented the first 100-win decade in Clemson history.

Before a pandemic-shortened season in 2020, Clemson won at least 12 games in five straight seasons from 2015-19, tied for the longest such streak in the modern era and only two seasons shy of Penn's record seven-season streak from 1892-98. Clemson won 69 games in that five-year span, the most in a five-year stretch in the AP Poll era.

In 2019, the Tigers earned their fifth-consecutive College Football Playoff berth following their fifth-consecutive ACC title, becoming the first team in college football history to win five straight conference championship games since conference title games were created in 1992.

Clemson posted a 14-1 record that year, earning its fourth appearance in the College Football Playoff National Championship Game in five years. Prior to the season finale, Clemson extended its school-record winning streak to 29 games, tied with Florida State (2012-14) for the longest streak in ACC history and for the 12th-longest in FBS history.

Clemson dominated the vast majority of its 2019 opponents, including an eight-game streak of wins by 30 or more points to break the longest streak in the AP Poll era, surpassing the previous mark of seven games set by 2011 Houston and 1976 Michigan.

At 161-39, Swinney (.805) enters the 2023 season as the winningest active coach by percentage in the FBS among coaches with at least 10 seasons of head coaching experience. With an initial hire date of Oct. 13, 2008, he is the senior member of the ACC's head coaching fraternity and enters 2023 as the seventh-longest-tenured head coach in the FBS.

Clemson's success on the gridiron has been matched by its prowess in the classroom, as prior to the NCAA suspending APR reporting during the COVID-19 pandemic, Clemson was one of only three programs to earn top-10 percent APR recognition from the NCAA in at least nine of the previous 10 years, joining Duke and Northwestern. Clemson was in the top 10 of APR scores and the final top 25 of the AP and USA Today polls from 2011-15, the only FBS program that could make that claim. In 2017, Clemson became the first school to reach the College Football Playoff and finish in the top five of APR scores in the same year.

Clemson also produced the 2018 William V. Campbell Trophy winner (known colloquially as the "Academic Heisman") in Christian Wilkins and won the

SWINNEY'S COACHING RECORD

Year	School	Position(s)	W-L	Bowl(s)
1993	Alabama	GA	9-3-1	Gator
1994	Alabama	GA	12-1	Citrus
1995	Alabama	GA	8-3	
1996	Alabama	WR, TE	10-3	Outback
1997	Alabama	TE	4-7	
1998	Alabama	WR	7-5	Music City
1999	* Alabama	WR	10-3	Orange
2000	Alabama	WR	3-8	
2003	Clemson	WR	9-4	Peach
2004	Clemson	WR	6-5	
2005	Clemson	WR	8-4	Champs Sports
2006	Clemson	WR	8-5	Music City
2007	Clemson	AHC, WR	9-4	Chick-fil-A
2008	Clemson	AHC, WR	3-3	
	Clemson	IHC	4-2	
	Clemson	HC	0-1	Gator
2009	Clemson	HC	9-5	Music City
2010	Clemson	HC	6-7	Meineke Car Care
2011	* Clemson	HC	10-4	Orange
2012	Clemson	HC	11-2	Chick-fil-A
2013	Clemson	HC	11-2	Orange
2014	Clemson	HC	10-3	Russell Athletic
2015	* Clemson	HC	14-1	Orange, CFPNGC
2016	** Clemson	HC	14-1	Fiesta, CFPNGC
2017	* Clemson	HC	12-2	Sugar
2018	** Clemson	HC	15-0	Cotton, CFPNGC
2019	* Clemson	HC	14-1	Fiesta, CFPNGC
2020	* Clemson	HC	10-2	Sugar
2021	Clemson	HC	10-3	Cheez-It
2022	* Clemson	HC	11-3	Orange

* - conference champion; ^ - national champion

Years as a full-time college coach (including GA years):28
 Winning seasons:25
 Bowl seasons:24
 Record as a full-time assistant coach:106-58-1 (.645)
 Record as a head coach:161-39 (.805)
 Record at Clemson (assistant & head coach): ..204-64 (.761)

program's first AFCA Academic Achievement Award. Clemson repeated as AFCA Academic Achievement Award recipients in 2019, becoming the only school in the country to repeat and doing so while appearing in the national championship game in both seasons.

Swinney and Clemson's 2018 season was one for which statistics and superlatives accumulated in historic fashion. The Tigers became the first major college football team in the modern era (and the first since Penn in 1897) to finish a season with a 15-0 record.

The list of "firsts" was long and distinguished. Clemson became the first program to win four consecutive Atlantic Division titles, and with a 42-10 win against Pittsburgh in the ACC Championship Game, it became the first program to win four straight ACC titles outright.

Clemson's 15 wins included a school-record 12 against teams who finished with winning records. Clemson won by an average margin of 31.1 points per game, the best in the nation and the second-largest in school history, trailing only a 35.3-point average margin in 1900. Among the seasons it passed was a 30.4-point average margin in 1901, a season in which Clemson won one of its five games by a score of 122-0.

Clemson set school records in points (664) and total offense (7,718, also an ACC record). The defense held opponents to 13.1 points per game, leading the country in scoring defense for the first time in school history.

A critical point in the season came four games into the campaign. Following a 49-21 win at Georgia Tech in which true freshman quarterback Trevor Lawrence threw for four touchdowns in reserve, Swinney and the coaching staff elected to name Lawrence the starter, supplanting senior Kelly Bryant, who had led the Tigers to a 16-2 career record as a starter.

With Lawrence leading Swinney's Tigers, Clemson took flight. After a dramatic come-from-behind 27-23 win against Syracuse in which Lawrence exited the game with an injury, Clemson rattled off 10 consecutive wins of 20 points or more to conclude the season,



HEAD COACH DABO SWINNEY



including blowout wins of No. 3 Notre Dame in the Cotton Bowl and No. 1 Alabama in the College Football Playoff National Championship.

Seven players earned first or second-team All-America honors, including a school-record three players who collected consensus honors. The 2018 Tigers produced a team-record 18 All-ACC picks and became the first team to produce the ACC Player of the Year, ACC Offensive Player of the Year, ACC Defensive Player of the Year, ACC Offensive Rookie of the Year and ACC Coach of the Year in a season since Florida State in 1997.

Accolades also accumulated for Swinney, who earned his second career ACC Coach-of-the-Year honor

and brought home the Woody Hayes Award as national coach of the year. Less than a week after winning the national title, he also won the Paul "Bear" Bryant Award, becoming the first three-time winner of the award. Including the 2018 Bryant and Hayes Awards, he has won national coach-of-the-year honors from at least one organization in five of the last 10 years.

The 2018 season was preceded by a 2017 campaign in which Clemson was on a mission to prove that it was built to last. Swinney guided the team to a 12-2 record, an ACC title and a College Football Playoff berth despite having only six scholarship seniors and losing players who accounted for 77 percent of the offense during the 2016 national championship season.

While Clemson was ranked No. 5 in the preseason AP Poll, few expected the Tigers to be ranked No. 1 in both polls and the College Football Playoff ranking entering the bowl season. In fact, Clemson was not even the preseason choice to win the ACC Atlantic Division.

Despite a setback in the Sugar Bowl to the eventual national champion, Alabama, Clemson finished ranked No. 4 in both polls. Swinney was inducted into the Alabama Sports Hall of Fame following the season.

The Tiger-record six wins over top-25 teams in 2017, also a national best, included a school-record four on opponents' home fields and five away from home. The defense, including three defensive linemen, featured four players who were named All-American, helping Clemson finish in the top four in the nation in scoring defense (No. 2) and total defense (No. 4). Clemson led the ACC in the four major defensive categories (scoring, total, rushing, passing), a first in history.

The 2016 Tigers lived up to their hype after compiling a 14-1 record and earning a spot in the College Football Playoff for the second-straight year. Along the way, Clemson knocked off five top-25 foes.

Clemson defeated the top two teams in the national polls in consecutive games in the College Football Playoff at the end of the season. The Tigers blanked Ohio State, 31-0, in the Fiesta Bowl, the first shutout suffered by head coach Urban Meyer in his career and the first for Ohio State since 1993.

The Tigers then earned a rematch with No. 1 Alabama, and for the first time in school history, took down the top-ranked team in a second epic battle with the storied Crimson Tide program. Quarterback Deshaun Watson's touchdown pass to Hunter Renfrow with one

second left on the clock gave Clemson a dramatic 35-31 victory in Tampa, Fla. Swinney received the Bear Bryant Award as national coach-of-the-year for the second consecutive season.

Swinney coached Watson to two record-setting seasons in 2015 and 2016. The two-time Heisman Trophy finalist became the first player in FBS history to total 4,000 passing yards and 1,000 rushing yards in a season in 2015, and he followed by setting an ACC record with 41 passing touchdowns in 2016. Watson won both the Davey O'Brien Award and Manning Award in back-to-back seasons.

Swinney guided Clemson to the No. 1 national ranking in every College Football Playoff poll in 2015 and led the Tigers to their first national championship game appearance under the new format after his team defeated Oklahoma, 37-17, in the 2015 Orange Bowl. The Tigers led Alabama in the fourth quarter of the championship contest, but came up just short (45-40) in an epic game in Glendale, Ariz.

Following the team's 14-1 record and No. 2 final ranking, he was the recipient of 10 national and two ACC Coach-of-the-Year honors.

In 2015, a then-Tiger-record 17 players were named to one of three All-ACC teams, including all five starting offensive linemen for the first time in school history. In 2016, 15 players were honored, including a school-record three first-team All-ACC offensive line selections.

The 2012, 2013 and 2014 seasons were also noteworthy, with three top-15 final rankings.

With a 40-6 Russell Athletic Bowl victory over Oklahoma in 2014, Swinney became the first coach in history to win three bowl games in consecutive seasons over teams whose head coaches had previously won the national title. He upped that mark to five years in a row in 2016.

Clemson capped off the 2013 season with a thrilling 40-35 victory over No. 6 Ohio State in the Orange Bowl. Clemson had an 11-2 record after finishing 7-1 in ACC regular-season games. It marked Clemson's first back-to-back 11-win seasons in school history. For the fourth time in his first five full seasons as head coach, Swinney was a finalist for the Liberty Mutual National Coach of the Year in 2013.

The 2012 season (11-2) gave Clemson back-to-back 10-win seasons for the first time in 22 years. Its seven conference wins in the regular season were then

MISCELLANEOUS RECORDS UNDER SWINNEY

Clemson's Record When...	2008	2009	2010	2011	2012	2013	2014	2015	2016	2017	2018	2019	2020	2021	2022	Totals
Playing all games	4-3	9-5	6-7	10-4	11-2	11-2	10-3	14-1	14-1	12-2	15-0	14-1	10-2	10-3	11-3	161-39
Scoring first	4-2	6-4	5-5	7-3	8-2	10-0	7-2	9-0	9-0	10-0	11-0	11-1	8-1	8-2	9-1	122-23
Leading at end of first quarter	4-0	5-2	5-3	5-2	6-2	8-0	6-0	9-1	10-0	8-0	11-0	11-0	9-0	7-1	7-1	111-12
Tied at end of first quarter	0-2	3-0	0-1	2-0	1-0	2-1	2-0	2-0	3-1	2-0	3-0	1-1	0-1	1-2	4-0	26-9
Trailing at end of first quarter	0-1	1-3	1-3	3-2	4-0	1-1	2-3	3-0	1-0	2-2	1-0	2-0	1-1	2-0	0-2	24-18
Leading at halftime	4-1	8-1	5-2	5-0	10-2	8-0	8-1	12-0	13-1	11-0	14-0	12-0	9-0	9-0	10-1	138-9
Tied at halftime	0-0	0-0	0-0	3-0	0-0	1-0	1-1	0-1	0-0	0-0	0-0	1-0	0-0	1-1	0-0	7-3
Trailing at halftime	0-2	1-4	1-5	2-4	1-0	2-2	1-1	2-0	1-0	1-2	1-0	1-1	1-2	0-2	1-2	16-27
Leading at end of third quarter	4-1	7-1	5-1	8-0	9-0	10-0	10-0	13-1	12-1	11-0	14-0	13-0	9-0	9-0	9-1	143-6
Tied at end of third quarter	0-0	1-0	0-0	0-0	1-0	0-1	0-1	1-0	0-0	1-1	0-0	1-0	1-0	0-0	0-0	5-4
Trailing at end of third quarter	0-2	1-4	1-6	2-4	1-2	1-1	0-2	0-0	2-0	0-1	1-0	0-1	1-1	1-3	2-2	13-29
Tied at end of fourth quarter	0-0	1-0	0-1	0-0	0-0	0-0	0-1	0-0	1-0	0-0	0-0	0-0	0-1	0-1	1-0	3-4
Totaling more total yards	4-0	8-0	3-3	10-0	10-0	10-1	9-1	13-1	13-1	10-0	13-0	13-0	10-0	7-0	8-1	142-8
Totaling more rushing yards	3-0	8-1	4-1	7-1	6-1	8-1	8-1	11-1	9-0	11-0	12-0	12-0	8-0	8-1	9-2	125-10
Totaling more passing yards	2-2	6-2	4-5	9-2	8-0	10-1	8-2	11-1	13-1	7-1	11-0	13-0	9-2	5-1	4-2	121-22
Totaling more first downs	2-0	5-1	3-3	9-0	10-0	9-0	10-0	13-1	13-1	10-0	13-0	12-0	9-0	8-0	7-2	133-8
Winning time of possession	4-1	3-0	4-3	5-0	6-0	2-0	7-1	11-0	10-1	8-0	4-0	7-0	6-0	5-0	8-1	91-7
Winning turnover margin	3-1	7-0	4-1	5-0	5-1	9-0	3-1	6-0	6-0	5-1	8-0	11-0	6-0	3-1	4-0	85-6
Tying turnover margin	0-1	2-2	0-3	3-0	3-0	2-0	5-1	2-0	3-0	4-0	3-0	0-0	1-0	4-1	4-0	36-8
Losing turnover margin	1-1	0-3	2-3	2-4	3-1	0-2	2-1	6-1	5-1	3-1	4-0	3-1	3-2	3-1	3-3	40-25
Rushing for 200+ yards	0-0	4-1	3-0	4-0	5-0	2-0	4-0	11-0	6-0	6-0	10-0	10-0	3-0	4-0	3-1	76-2
Having a 100+ yard rusher	0-0	2-2	3-3	4-1	3-0	4-1	4-0	9-0	5-0	2-0	8-0	9-0	3-0	3-0	5-1	64-8
Passing for 300+ yards	1-0	1-0	0-0	5-2	9-0	9-0	3-1	6-1	8-1	3-0	5-0	6-0	7-2	1-0	2-1	66-8
Playing August games	0-0	0-0	0-0	0-0	0-0	1-0	0-1	0-0	0-0	0-0	0-0	1-0	0-0	0-0	0-0	2-1
Playing September games	0-0	2-2	2-1	4-0	4-1	3-0	2-1	3-0	4-0	5-0	5-0	4-0	2-0	2-2	4-0	46-7
Playing October games	0-1	3-1	2-3	4-1	3-0	3-1	4-0	5-0	4-0	2-1	3-0	3-0	5-0	3-1	4-0	48-9
Playing November games	4-1	3-1	2-2	1-2	3-1	3-1	3-1	4-0	3-1	4-0	4-0	4-0	1-1	4-0	2-2	45-13
Playing December games	0-0	1-1	0-1	1-0	1-0	0-0	1-0	2-0	2-0	1-0	2-0	2-0	2-0	1-0	1-1	17-3
Playing January games	0-1	0-0	0-0	0-1	0-0	1-0	0-0	0-0	1-0	0-1	1-0	0-1	0-1	0-0	0-0	3-6

HEAD COACH DABO SWINNEY

a school record, and Clemson was co-champion of the ACC Atlantic Division.

With Clemson's thrilling 25-24 win over No. 7 LSU in the 2012 Chick-fil-A Bowl, the Tigers finished the season ranked No. 9 in the USA Today poll. It was Clemson's first top-10 finish in one of the two major polls since 1990. Clemson also reached the 11-win mark for the first time since its 1981 national championship season.

Swinney's 2011 squad, which ended the season ranked No. 22 in the nation, captured Clemson's first ACC title since 1991 when it beat No. 3 Virginia Tech, 38-10, in the ACC Championship Game in Charlotte, N.C. It gave Clemson its first 10-win season since 1990. For his efforts, Swinney was named Bobby Dodd National Coach of the Year in 2011 to become the first Tiger head coach to win a national coach-of-the-year award since Ford in 1981.

In 2010, Swinney became just the second Tiger coach to lead Clemson to a bowl game in his first two full years as head coach, joining his predecessor, Tommy Bowden. The 2010 schedule was one of the most challenging in school history, as nine bowl teams were on the regular-season slate and two of the four non-conference opponents were ranked in the top 25.

In 2009, Swinney's first full season as head coach at Clemson, he led the Tigers to their first ACC Atlantic Division title. The Tigers came just six points short of winning their first ACC title in 18 years. Swinney was named ACC Coach of the Year by Sporting News and was a finalist for the Liberty Mutual Coach of the Year.

In October 2008, Swinney was named Clemson's interim head coach, replacing Bowden, who had been his position coach as a player at Alabama and was Clemson's head coach since 1999. He led the Tigers to a 4-2 record during the rest of the 2008 regular season, including a win over South Carolina in the regular-season finale to earn a Gator Bowl bid against Nebraska.

On Dec. 1, 2008, his interim tag was removed and he was named the program's head coach. At the time, there had been 28 interim head coaches at the FBS level since 1970, and those coaches had combined for a 26-86-2 record. Only one of those 28 interim coaches posted a winning record, and that was Swinney. When he was hired as head coach, he became just the second interim coach to be elevated to the head coach position at the same school during that time period.

Swinney hit the ground running in his first week as interim head coach, as he prepared for a 5-1 Georgia Tech team. He had to reorganize his staff and regroup his team and the fanbase in just five days. While the Tigers lost by four points, he accomplished many goals in that first week through his outstanding leadership. One of the most impressive demonstrations of unity came during the team's "Tiger Walk," which has since become a staple of Clemson's game day routine for both the team and fans.

Swinney has demonstrated his dedication to the community through Dabo's All In Team Foundation. Since 2009, the Swinney family and Dabo's All In Team Foundation have given more than \$9.6 million back to communities and programs in the state, a number expected to exceed \$10 million by the end of 2023. In its inaugural year, the foundation made the first contribution to the cancer fund established for former Boston College linebacker Mark Herzlich, and many schools followed its lead during the remainder of the season.

In 2022, the foundation distributed roughly \$1.6 million in financial support to its core focus areas, with \$1.15 million of that total being distributed to more than 230 deserving organizations and non-profits through the foundation's grant program. In total, the foundation's grant program has issued more than \$6.2 million to worthy applicants in 15 years.

Swinney was named as the honorary coach for the 2019 Allstate AFCA Good Works Team, an honor for which Watson, a former Good Works Team selection,



returned to Clemson to surprise Swinney during a team meeting. In the spring of 2021, Swinney accepted the Uncommon Award from Pro Football Hall of Fame Coach Tony Dungy, who presents the honor annually to figures in football who "take the tough road, follow a higher calling and set a higher standard."

The 1993 Alabama graduate joined the Clemson staff prior to the 2003 season. In his first 20 years as an assistant or head coach, the Tigers finished in the top 25 of the polls 16 times and totaled 46 wins over top-25 teams.

Swinney coached his wide receiver position to a level of consistency that had not been seen previously at Clemson. He had a wideout finish first or second in the ACC in catches in five of his six seasons as an assistant coach. In his first season, he had three of the top-10 receivers in the conference, a first in Tiger history.

In his 20 seasons at Clemson, a Tiger wide receiver has earned All-ACC status in 17 of those campaigns, including a first- or second-team All-ACC selection (Derrick Hamilton, Airese Currie, Chansi Stuckey, Aaron Kelly, Jacoby Ford, Sammy Watkins, DeAndre Hopkins, Artavis Scott, Mike Williams, Tee Higgins, Amari Rodgers) in 16 of those 20 seasons. In 2021, three of his protégés (Williams, Higgins and Hunter Renfrow) recorded 1,000-yard seasons in the NFL, while another (Chansi Stuckey) has gone on to serve as wide receivers coach at Baylor and Notre Dame.

The Alabama native has a reputation as one of the top recruiters in the nation. In 2006, he was listed as the No. 5 recruiter in the nation by Rivals. He signed 38 players in his five recruiting seasons as an assistant coach and was a major reason Clemson's 2008 recruiting class was rated No. 2 in the nation by ESPN when he signed 11 players. Clemson's 2020 class finished as a consensus Top 3 class, earning the top ranking from ESPN, a No. 2 rank by Rivals and a No. 3 ranking in the 247 Composite.

When Swinney accepted the interim head coaching position at Clemson on Oct. 13, 2008, he described his feelings as "bittersweet" because he was taking over for Bowden, who had been his first position coach at Alabama in the 1989 season. He had also brought Swinney back to the coaching profession in 2003 and

has had a profound effect on his life. Both had followed similar paths as players; Bowden was a walk-on at West Virginia, and Swinney was a walk-on at Alabama.

Swinney received a commerce & business administration degree from Alabama in 1993 after lettering three times (1990-92). A walk-on who went on to earn a scholarship, Swinney was a wide receiver on Alabama's 1992 national championship team. He was also named Academic All-SEC along with being an SEC Scholar-Athlete Honor Roll member in 1990 and 1992.

Along with his appearance in the 1993 Sugar Bowl, his Alabama teams played in the 1990 Sugar Bowl, 1991 Fiesta Bowl and 1991 Blockbuster Bowl. Both Sugar Bowls came after winning the SEC title game.

After his playing career, he was a graduate assistant at Alabama from 1993-95. He received a master's degree in business administration from Alabama in 1995.

He became a full-time assistant coach at Alabama in February 1996 under head coach Gene Stallings and coached a total of five seasons there on a full-time basis. Swinney was assigned to coach the Crimson Tide's wide receivers and tight ends in 1996, a season that saw Alabama win the SEC West Division title. The following year, he solely coached the tight ends.

In 1998, he coached Alabama's wide receivers, a position he held for three years. At the end of 1999, Swinney coached the Crimson Tide in the 2000 Orange Bowl after winning the SEC Championship Game.

During his time at Alabama, Swinney was a part of six teams with double-digit wins, five top-10 finishes, one national title (1992), three SEC championships (1989, 92, 99) and five SEC West Division titles (1992, 93, 94, 96, 99) as a player and coach.

Swinney married the former Kathleen Bassett in 1994. They have three sons, Will, Drew and Clay. Will played for Clemson from 2017-21, appearing in 69 games and holding for 558 career kicking points while also scoring two touchdowns of his own. Drew was a core special teams player for Clemson from 2018-22 who served as the starting holder in his final campaign and caught 14 career passes. Both Will and Drew earned All-ACC Academic Team selections during their playing careers. Clay is a redshirt freshman on the 2023 Tiger football team.

HEAD COACH DABO SWINNEY BY THE NUMBERS

WINNINGEST COACHES BY PERCENTAGE (NCAA FBS HISTORY, MIN. 10 YEARS)

Rk	Coach	Seasons	Record	Pct.
1.	Knute Rockne	13	105-12-5	.881
2.	Frank Leahy	13	107-13-9	.864
3.	Urban Meyer	17	187-32-0	.854
4.	George Woodruff	12	142-25-2	.846
5.	Barry Switzer	16	157-29-4	.837
6.	Tom Osborne	25	255-49-3	.836
7.	Fielding Yost	30	198-35-12	.833
8.	Percy Haughton	13	96-17-6	.832
9.	Bob Neyland	21	173-31-12	.829
10.	Bud Wilkinson	17	145-29-4	.826
11.	Jack Sutherland	20	144-28-14	.812
12.	Bob Devaney	16	136-30-7	.806
13.	Dabo Swinney	15	161-39-0	.805
14.	Nick Saban	27	280-69-1	.801
15.	Bob Stoops	18	191-48-0	.799

FEWEST GAMES TO REACH 150 WINS (NCAA FBS HISTORY)

Rk	Coach	School(s)	Games
1.	Urban Meyer	BGSU, Utah, Fla., Ohio St.	176
2.	Gil Dobie	NDSU, Wash., Navy, Cornell, BC	180
	Barry Switzer	Oklahoma	180
4.	Fielding Yost	OWU, Neb., KU, SJSU, Stan., Mich.	184
	Joe Paterno	Penn St.	184
6.	Dabo Swinney	Clemson	186
7.	Tom Osborne	Nebraska	187
	Bob Stoops	Oklahoma	187
9.	Bob Neyland	Tennessee	189
10.	Frank Kush	Arizona State	190

Note: Includes victories at all levels recognized by the NCAA.

MOST WINS THROUGH 200 GAMES (NCAA FBS HISTORY)

Rk	Coach	School(s)	Wins
1.	Urban Meyer	BGSU, Utah, Fla., Ohio St.	170
2.	Gil Dobie	NDSU, Wash., Navy, Cornell, BC	163
3.	Joe Paterno	Penn St.	162
	Tom Osborne	Nebraska	162
5.	Dabo Swinney	Clemson	161
	Bob Stoops	Oklahoma	161
	Robert Neyland	Tennessee	161

Note: Includes victories at all levels recognized by the NCAA.

MOST WINS IN FIRST 15 SEASONS (NCAA FBS HISTORY)

Rk	Coach	School(s)	Wins
1.	Urban Meyer	BGSU, Utah, Fla., Ohio St.	165
2.	Dabo Swinney	Clemson	161
3.	Bob Stoops	Oklahoma	160
4.	Barry Switzer	Oklahoma	149
5.	Tom Osborne	Nebraska	147

Note: Includes Swinney's partial season as interim head coach in 2008.

WINNING PCT. BY ACTIVE FBS HEAD COACHES (MIN. 10 YEARS)

Rk	Coach, School	Record	Pct.
1.	Dabo Swinney, Clemson	161-39	.805
2.	Nick Saban, Alabama	280-69-1	.801
3.	Jimbo Fisher, Texas A&M	122-44	.735

4.	Lance Leipold, Kansas	154-56	.733
5.	Brian Kelly, LSU	273-100-2	.731

Note: Records reflect results at all levels

CAREER WINS (ACTIVE FBS HEAD COACHES)

Rk	Coach, School	Wins
1.	Nick Saban, Alabama	280
2.	Mack Brown, North Carolina	274
3.	Brian Kelly, LSU	273
4.	Kirk Ferentz, Iowa	198
5.	Willie Fritz, Tulane	197
6.	Chris Creighton, Eastern Michigan	185
7.	Terry Bowden, Louisiana-Monroe	178
8.	Rich Rodriguez, Jacksonville State	172
9.	Jerry Kill, New Mexico State	165
10.	Dabo Swinney, Clemson	161

Notes: Includes victories across all levels of college football

COACHES WITH SIX OR MORE FINAL FOURS (FOOTBALL & MEN'S BASKETBALL)

Coach, School (Sport)	Final Fours*	Record*	Pct.
Mike Krzyzewski, Duke (MBB)	13	14-8	.636
^John Wooden, UCLA (MBB)	12	21-3	.875
Dean Smith, UNC (MBB)	11	7-9	.438
Roy Williams, Kansas/UNC (MBB)	9	9-6	.600
Tom Izzo, Michigan State (MBB)	8	3-7	.300
Nick Saban, Alabama (FB)	7	9-4	.692
^Dabo Swinney, Clemson (FB)	6	6-4	.600
Denny Crum, Louisville (MBB)	6	4-4	.500
Adolph Rupp, Kentucky (MBB)	6	9-2	.818

* - Men's Basketball Final Four or College Football Playoff

^ - indicates streak of at least six consecutive Final Fours

MOST CONSECUTIVE TOP-FOUR FINISHES (AP POLL SINCE 1936)

Rk.	School	Head Coach(es)	Seasons	Streak
1.	Florida State	Bobby Bowden	1987-00	13
2.	USC	Pete Carroll	2002-08	7
	Miami (Fla.)	Jimmy Johnson	1986-88	7
		Dennis Erickson	1989-92	
4.	Clemson	Dabo Swinney	2015-20	6
	Oklahoma	Bud Wilkinson	1952-57	6

MOST ACC CHAMPIONSHIPS (ALL-TIME)

Rk	Coach, School(s)	Titles
1.	Bobby Bowden, Florida State	12
2.	Dabo Swinney, Clemson	8
3.	Frank Howard, Clemson	6
	Bill Murray, Duke	6
5.	Danny Ford, Clemson	5
	Earl Edwards, NC State	5

CAREER HEAD COACHING VICTORIES (ACC HISTORY)

Rk	Coach, School(s)	Wins
1.	Bobby Bowden, Florida State	173
2.	Dabo Swinney, Clemson	161
3.	George Welsh, Virginia	134
4.	Frank Beamer, Virginia Tech	113
5.	Mack Brown, North Carolina	99

Note: Only counts seasons in which the programs competed as members of the ACC

TOP OVERALL WINNING PERCENTAGE IN ACC HISTORY (MIN. 3 SEASONS)

Rk	Coach, School(s)	Record	Pct.
1.	Dabo Swinney, Clemson	161-89-0	.806
2.	Jimbo Fisher, Florida State	83-23-0	.783
3.	Bobby Bowden, Florida State	173-53-1	.764
4.	Danny Ford, Clemson	96-29-4	.760
5.	Lou Holtz, NC State	33-12-3	.719

LONGEST-TENURED FBS HEAD COACHES (BY HIRE DATE)

Rk	Coach, School	Hire Date
1.	Kirk Ferentz, Iowa	Dec. 2, 1998
2.	Kyle Whittingham, Utah	Dec. 9, 2004
3.	Mike Gundy, Oklahoma State	Jan. 3, 2005
4.	Rick Stockstill, Middle Tennessee State	Dec. 12, 2005
5.	Troy Calhoun, Air Force	Dec. 22, 2006
6.	Nick Saban, Alabama	Jan. 3, 2007
7.	Dabo Swinney, Clemson	Oct. 13, 2008
8.	Mark Stoops, Kentucky	Nov. 27, 2012
9.	Dave Doeren, NC State	Dec. 1, 2012
10.	Chuck Martin, Miami (Ohio)	Dec. 3, 2013

HEAD COACHES SINCE 2009 (CURRENT ACC PROGRAMS)

Rk	School	No.	Coach(es)
1.	Clemson	1	Swinney
2.	Duke	2	Cutcliffe, Elko
	NC State	2	O'Brien, Doeren
	Wake Forest	2	Grobe, Clawson
5.	Georgia Tech	3	Johnson, Collins, Key
	Virginia Tech	3	Beamer, Fuente, Pry
	Boston College	3	Spaziani, Addazio, Hafley
	Syracuse	3	Shafer, Marrone, Babers
9.	Virginia	4	Groh, London, Mendenhall, Elliott
	Florida St.	4	Bowden, Fisher, Taggart, Norvell
	North Carolina	4	Davis, Withers, Fedora, Brown
	Pittsburgh	4	Wannstedt, Graham, Chryst, Narduzzi
13.	Miami (Fla.)	5	Shannon, Golden, Richt, Diaz, Cristobal
	Louisville	5	Kragthorpe, Strong, Petrino, Satterfield, Brohm

Note: Full-time head coaches

HEAD COACHES SINCE 2009 (ALL-TIME CFP PARTICIPANTS)

Rk	School	No.	Coach(es)
1.	Clemson	1	Swinney
	Alabama	1	Saban
3.	Georgia	2	Richt, Smart
	Michigan State	2	Dantonio, Tucker
	Notre Dame	2	Weis, Kelly
	TCU	2	Patterson, Dykes
7.	LSU	3	Miles, Orgeron, Kelly
	Oklahoma	3	Stoops, Riley, Venables
	Michigan	3	Rodriguez, Hoke, Harbaugh
10.	Florida State	4	Bowden, Fisher, Taggart, Norvell
	Ohio State	4	Tressel, Fickell, Meyer, Day
	Oregon	4	Kelly, Helfrich, Cristobal, Lanning
	Washington	4	Sarkisian, Petersen, Lake, DeBoer
14.	Cincinnati	5	Kelly, Jones, Tuberville, Fickell, Satterfield

Note: Full-time head coaches

SWINNEY'S RECORDS VS. OPPONENTS

Opponent	W	L	Win %	CU	Opp.
Alabama	2	2	.500	125	116
App State	1	0	1.000	41	10
Auburn	4	1	.800	121	89
Ball State	1	0	1.000	52	27
Boston College	14	1	.933	478	218
Charlotte	1	0	1.000	52	10
Coastal Carolina	1	0	1.000	49	3
Duke	3	0	1.000	122	33
Florida State	9	5	.643	442	367
Furman	3	0	1.000	124	26
Georgia	1	2	.333	62	90
Georgia Southern	1	0	1.000	38	7
Georgia State	1	0	1.000	28	0
Georgia Tech	11	5	.688	552	327
Iowa State	1	0	1.000	20	13
Kent State	1	0	1.000	56	3
Kentucky	1	0	1.000	21	13

Louisiana Tech	1	0	1.000	48	20
Louisville	8	0	1.000	315	157
LSU	1	1	.500	50	66
Maryland	4	1	.800	193	113
Miami (Fla.)	5	1	.833	239	97
Middle Tennessee	1	0	1.000	37	14
NC State	11	2	.846	464	288
Nebraska	0	1	.000	21	26
North Carolina	5	1	.833	230	161
North Texas	1	0	1.000	35	10
Notre Dame	3	2	.600	142	117
Ohio State	3	1	.750	128	107
Oklahoma	2	0	1.000	77	23
Pittsburgh	2	2	.500	153	97
Presbyterian	1	0	1.000	58	21
South Carolina	8	6	.571	418	304
South Carolina State	4	0	1.000	233	23
South Florida	0	1	.000	26	31

Syracuse	9	1	.900	339	159
TCU	0	1	.000	10	14
Tennessee	0	1	.000	14	31
Texas A&M	2	0	1.000	52	36
The Citadel	3	0	1.000	162	9
Troy	2	0	1.000	73	43
UConn	1	0	1.000	44	7
Virginia	5	0	1.000	209	74
Virginia Tech	6	0	1.000	217	102
Wake Forest	14	0	1.000	578	212
West Virginia	0	1	.000	33	70
Wofford	3	0	1.000	143	51
Totals	161	39	.805	7124	3835

Note: Dabo Swinney took over as head coach on Oct. 13, 2008. The last seven games of 2008 are credited to his record; **bold** denotes 2023 opponent.

SUPERLATIVES UNDER DABO SWINNEY

TEAM

Category	Clemson Team High	Opponent Team High
Total Offense	754 vs. NC State, 11-17-12	667 by Florida State, 9-22-12
Plays	102 vs. NC State, 11-17-12	99 by Louisville, 10-1-16
Yards Per Play	11.6 vs. Louisville, 11-3-18	8.9 by Florida State, 9-22-12
Rushing Yards	492 vs. Louisville, 11-3-18	383 by Georgia Tech, 10-29-11
Carries	63 vs. Miami (Fla.), 10-24-15	67 by Georgia Tech, 10-29-11
Yards Per Carry	13.3 vs. Louisville, 11-3-18	8.0 by Georgia, 8-30-14
Rushing Touchdowns	7 vs. South Carolina, 11-24-18	5 by Florida State, 9-22-12
Passing Yards	580 vs. Pittsburgh, 11-12-16	5 by Georgia, twice
Completions	52 vs. Pittsburgh, 11-12-16	510 by South Carolina, 11-26-16
Passing Attempts	70 vs. Pittsburgh, 11-12-16	32 by West Virginia, 1-4-12
Completion % (min. 10 comp.)	83.3 vs. South Carolina, 11-26-16	32 by South Carolina, 11-26-16
Passing Efficiency (min. 10 comp.)	236.1 vs. Virginia, 12-7-19	32 by NC State, 9-25-21
Passing Touchdowns	7 vs. Georgia Tech, 10-17	53 by NC State, 11-17-12
Longest Pass	96 vs. Virginia, 11-2-13	77.1 by Florida State, 9-22-12
First Downs	40 vs. South Carolina, 11-26-16	257.6 by Ohio State, 1-1-21
Total Touchdowns	11 vs. Louisville, 11-3-18	6 by West Virginia, 1-4-12
Points	77 vs. Louisville, 11-3-18	6 by Ohio State, 1-1-21
Field Goals	6 vs. Boston College, 9-19-09	6 by Wake Forest, 9-24-22
Punting Average (min. 3 punts)	52.7 vs. Miami (Fla.), 10-10-20	94 by Florida State, 10-19-13
Time of Possession	39:37 vs. Florida State, 10-12-19	31 by West Virginia, 1-4-12
Penalties	15 vs. Ohio State, 1-3-14	31 by Louisville, 10-1-17
Penalty Yards	144 vs. Ohio State, 1-3-14	10 by West Virginia, 1-4-12
Turnovers	6 vs. many (3)	70 by West Virginia, 1-4-12
Third-Down Conversions	16 vs. Wake Forest, 9-24-22	4 by many (4)
Third-Down Conversion %	87.5 vs. Louisville, 11-3-18	57.7 by Wake Forest, 11-16-19
Punt Return Yards	135 vs. Middle Tennessee, 9-5-09	41:52 by North Texas, 9-4-10
Kickoff Return Yards	248 vs. Maryland, 10-15-11	16 by Florida State, 10-29-18
Interception Return Yards	105 vs. Virginia Tech, 12-3-11	135 by Miami (Fla.), 10-10-21
Interceptions By Defense	4 vs. South Carolina, 11-29-08	6 by North Carolina, 10-22-11
Fumble Return Yards	66 vs. Virginia Tech, 12-5-20	11 by many (3)
Sacks	11 vs. Auburn, 9-9-17	66.7 by Florida State, 10-19-13
		85 by Georgia Tech, 9-10-09
		290 by North Carolina, 10-22-11
		147 by Georgia Tech, 11-15-14
		4 by Georgia Tech, 10-18-08
		103 by West Virginia, 1-4-12
		7 by Georgia, 9-4-21

INDIVIDUAL

Category	Clemson Individual Best	Opponent Individual Best
Total Offense	588 by Deshaun Watson vs. Pittsburgh, 11-12-16	490 by Jake Bentley (South Carolina), 11-24-18
Rushing Yards	233 by C.J. Spiller vs. Georgia Tech, 12-5-09	198 by Todd Gurley (Georgia), 8-30-14
Carries	30 by Roderick McDowell vs. Maryland, 10-26-13	37 by Montel Harris (Boston College), 10-30-10
Rushing Touchdowns	30 by Wayne Gallman vs. Auburn, 9-3-16	4 by Dalvin Cook (Florida State), 10-29-16
Longest Carry	4 by C.J. Spiller vs. Georgia Tech, 12-5-09	82 by Anthony Allen (Georgia Tech), 9-10-09
Passing Yards	90 by Travis Etienne vs. Georgia Tech, 8-29-19	510 by Jake Bentley (South Carolina), 11-24-18
Completions	580 by Deshaun Watson vs. Pittsburgh, 11-12-16	32 by Geno Smith (West Virginia), 1-4-12
Passing Attempts	52 by Deshaun Watson vs. Pittsburgh, 11-12-16	32 by Jake Bentley (South Carolina), 11-24-18
Completion % (min. 10 comp.)	70 by Deshaun Watson vs. Pittsburgh, 11-12-16	32 by Devin Leary (NC State), 9-25-21
Passing Efficiency (min. 10 comp.)	95.0 by Cole Stoudt vs. SC State, 9-7-13	53 by Mike Glennon (NC State), 11-17-12
Passing Touchdowns	261.9 by Tajh Boyd vs. Syracuse, 10-5-13	77.1 by EJ Manuel (Florida State), 9-22-12
Receptions	6 by Deshaun Watson vs. North Carolina, 9-27-14	257.6 by Justin Fields (Ohio State), 1-1-21
Receiving Yards	6 by Deshaun Watson vs. South Carolina, 11-26-16	6 by Geno Smith (West Virginia), 1-4-12
Receiving Touchdowns	16 by Sammy Watkins vs. Ohio State, 1-3-14	6 by Justin Fields (Ohio State), 1-1-21
All-Purpose Yards	227 by Sammy Watkins vs. Ohio State, 1-3-14	6 by Sam Hartman (Wake Forest), 9-24-22
Total Touchdowns	3 by many (4), many times (6)	14 by Emeka Emezie (NC State), 9-25-21
Points	345 by Sammy Watkins vs. Maryland, 10-15-11	219 by Tobais Palmer (NC State), 11-17-12
Field Goals	4 by C.J. Spiller vs. Georgia Tech, 12-5-09	4 by Tavon Austin (West Virginia), 1-4-12
Punting Average (min. 3 punts)	24 by C.J. Spiller vs. Georgia Tech, 12-5-09	496 by Tobais Palmer (NC State), 11-17-12
Punt Return Yards	6 by Richard Jackson vs. Boston College, 9-19-09	4 by Tavon Austin (West Virginia), 1-4-12
Kickoff Return Yards	53.6 by Will Spiers vs. Syracuse, 10-24-20	4 by Todd Gurley (Georgia), 8-30-14
Interception Return Yards	119 by C.J. Spiller vs. Boston College, 9-19-09	4 by Dalvin Cook (Florida State), 10-29-16
Interceptions	207 by Sammy Watkins vs. Maryland, 10-15-11	24 by Tavon Austin (West Virginia), 1-4-12
Fumble Return Yards	98 by Nate Wiggins vs. North Carolina, 12-3-22	24 by Todd Gurley (Georgia), 8-30-14
Tackles	2 by many (6), many times (8)	24 by Dalvin Cook (Florida State), 10-29-16
Tackles For Loss	66 by Derion Kendrick vs. Virginia Tech, 12-5-20	4 by many (4)
Sacks	19 by Baylon Spector vs. NC State, 9-25-21	64.8 by Nolan Cooney (Syracuse), 10-24-21
	6 by Andre Branch vs. Virginia Tech, 10-1-11	85 by Jerrard Tarrant (Georgia Tech), 9-10-09
	4 by Andre Branch vs. Virginia Tech, 10-1-11	277 by Tobais Palmer (NC State), 11-17-12
	4 by Austin Bryant vs. Auburn, 9-9-17	96 by Benjamin Morrison (Notre Dame), 11-5-22
		2 by Morgan Burnett (Georgia Tech), 10-18-08
		2 by Jemea Thomas (Georgia Tech), 10-29-11
		2 by Jaire Alexander (Louisville), 10-1-16
		2 by Decobie Durant (SC State), 9-11-21
		2 by Benjamin Morrison (Notre Dame), 11-5-22
		99 by Darwin Cook (West Virginia), 1-4-12
		23 by Cole Farrand (Maryland), 10-26-13
		4.5 by Jadeveon Clowney (South Carolina), 11-24-12
		4.5 by Brian Burns (Florida State), 11-11-17
		4.5 by Jadeveon Clowney (South Carolina), 11-24-12

* - in teams' own territory; Note: Teams' "points" and "total touchdowns" include defensive and special teams' points; **bold** denotes a Clemson home game.

FOOTBALL ADMINISTRATION



WOODY McCORVEY

- CHIEF OF FOOTBALL ADMINISTRATION
- 22ND SEASON ON CLEMSON STAFF
- ALABAMA STATE '72

Woody McCorvey has been a significant part of the two greatest eras in Tiger football. In the 1980s he was on the staff of hall of fame coach Danny Ford, and helped Clemson to a 60-19-3 record, three ACC titles and four bowl wins. He was on the staff of five Clemson teams that finished in the final top 20 of the AP poll.

Now in his second stint at Clemson, Dabo Swinney would be the first to say how important he has been in contributing to Clemson's recent run of 12 consecutive 10-win seasons.

"He is my national security advisor," said Swinney. "My experience with him dates to my days as a player at Alabama when he was my position coach. He coached at Clemson in the 1980s under Danny Ford and knows all about our winning tradition."

The 2023 season is his 46th in college football as either a coach or an administrator. McCorvey returned to the Clemson program for the 2009 season, Swinney's first full year, and he has helped him bring the Tigers to a level of consistent excellence that culminated in national championships following the 2016 and 2018 seasons.

With Ford's induction in 2017, McCorvey has worked for three coaches in the College Football Hall of Fame. He has also been in significant coaching roles with Gene Stallings and Phil Fulmer. He has worked for four national championship coaches in Ford, Fulmer, Stallings and Swinney.

Swinney has a 157-36 record as head coach since McCorvey joined his staff. That includes eight wins over top-10 teams in bowl games in the last 11 years. The Tigers have won eight ACC titles, nine division titles (plus an additional championship berth in a divisionless season in 2020) and posted 11 bowl wins in 14 years.

McCorvey serves as the primary liaison between Swinney and the athletic and IPTAY administrations. He also oversees the management of the football administrative offices and has served as a key point of contact for NFL personnel as Clemson has expanded its pipeline to the pros.

He supervises the football budget and works with the academic staff to oversee that important area. With McCorvey's assistance, Clemson has become the only program in the country to finish among the Top 25 in APR rate among FBS schools and the AP Top 25 in each of the last 12 years. In 2022, he was named to the NCAA Football Rules Committee.

As a Clemson wide receivers and tight ends coach from 1983-89, he recruited future Pro Bowlers Donnell Woolford and Chester McGlockton. He also coached NFL players Keith Jennings and K.D. Dunn. McCorvey coached at the Division I level for 26 years and went to a bowl game 17 of those seasons. He coached or signed 36 players who went on to a professional football career.

McCORVEY'S COACHING EXPERIENCE

Year(s)	School	Location
1972-77	Tate High School	Pensacola, Fla.
1978	North Carolina Central	Durham, N.C.
1979-82	Alabama A&M	Huntsville, Ala.
1983-89	Clemson	Clemson, S.C.
1990-97	Alabama	Tuscaloosa, Ala.
1998	South Carolina	Columbia, S.C.
1999-04	Tennessee	Knoxville, Tenn.
2004-08	Mississippi State	Starkville, Miss.

From 1990-2008, he coached in the SEC every year, including each of the last five at Mississippi State, where he served as assistant head coach and offensive coordinator in addition to coaching the quarterbacks. He was a big reason it won eight games, including wins over Auburn, Alabama, and Mississippi, in 2007. He also coached 2010 NFL draft pick Anthony Dixon.

McCorvey coached at Tennessee for five years (1999-03). With him heading the running game, the Volunteers had a 46-14 record. He helped guide Tennessee to the 2000 Fiesta Bowl, 2001 Cotton Bowl, 2002 Citrus Bowl, and 2002 and 2003 Peach Bowls.

Tennessee won three consecutive New Year's Day Bowl games from 2000-02 as well.

Under McCorvey's leadership, Tennessee maintained the school's reputation of having an outstanding rushing attack. The Volunteers led the SEC in rushing in 1999, averaging 191.3 yards per game. His work helped tailback Travis Stephens pace the SEC in rushing yards (1,464) in 2001.

One year prior, McCorvey helped tailback Travis Henry finish second in the league and 14th in the nation in rushing yards (1,314). Another of his protégés was Jamal Lewis, who finished in the top five on the Tennessee career rushing list and was the No. 5 overall pick of the 2000 NFL Draft.

Prior to joining the staff at Tennessee, McCorvey worked one season at South Carolina, where he served as the wide receivers coach in 1998 under former Tiger assistant coach Brad Scott.

McCorvey took the South Carolina job following an eight-year stay at Alabama from 1990-97. He served seven seasons as its wide receivers coach and the 1996 campaign as offensive coordinator. He was the assistant head coach in 1997 as well.

Alabama had five top-25 final rankings in his tenure, including three seasons in the top five. The Crimson Tide won the 1992 national title with McCorvey serving as wide receivers coach and Swinney as one of his student-athletes. That season culminated with a 34-13 win over heavily-favored Miami (Fla.) in the Sugar Bowl. Current Clemson Director of Football Scouting Danny Pearman was also on that staff.

From 1990-96, Alabama posted a 70-16-1 record and played in six bowl games. With McCorvey leading the offense in 1996, Alabama finished 10-3, including a win over Michigan in the Outback Bowl.

Alabama's players flourished under his guidance. As offensive coordinator, running back Shaun Alexander established many school records and later went on to a Pro Bowl career with the Seattle Seahawks. In 1993, David Palmer established school records for catches and receiving yards along with earning first-team All-America honors. Palmer was third in the Heisman Trophy balloting, the highest finish in history for an Alabama player at the time.

From 1979-82, he served as an assistant coach at Alabama A&M and helped that program to the No. 6 rushing offense in Division II in 1981 after finishing 11th in the nation in scoring offense in 1980. McCorvey began his college coaching career at North Carolina Central in 1978.

McCorvey began his coaching career with a six-year stint (1972-77) at J.M. Tate Senior High School in Florida. He played quarterback at Alabama State from 1968-71, earning his bachelor's degree from Alabama State in 1972 and a master's degree from West Florida in 1977.

He was the recipient of the 2015 AFCA Outstanding Achievement Award for his contributions to college football. In 2013, he was on the Rose Bowl Advisory Committee and returned to that role in 2017. He was a member of the College Football Playoff Advisory Committee in 2014-15 as well.

In 2010, McCorvey was inducted into the Atmore (Ala.) Hall of Fame. He was inducted into the Alabama Sports Hall of Fame in 2020 as part of an induction class that included Sylvester Croom, with whom he coached at Mississippi State. In 2021, he was honored as an Alabama Football Legend by the TaxAct Camellia Bowl.

The Atmore, Ala., native is married to the former Ann Brown. The couple has a son, Marlon, daughter-in-law Brooke, and grandson, Beau.



ASSISTANT COACHES



MIKE REED

- ASSISTANT HEAD COACH • SPECIAL TEAMS COORDINATOR • CORNERBACKS
- 11TH SEASON ON CLEMSON STAFF
- BOSTON COLLEGE '94

- In 10 years on staff, he has helped the Tigers to a 121-18 record, seven ACC championships and four national championship game appearances, including national titles in 2016 and 2018.
- Helped engineer a sophomore leap for Nate Wiggins, whose 12 pass breakups in 2022 were one shy of the Clemson sophomore record of 13 shared by James Lott (1987) and Justin Miller (2003). Wiggins' 12 pass breakups were the most by a Clemson defender in a season since Coty Sensabaugh's 13 in 2011.
- Guided starting cornerbacks Andrew Booth Jr. and Mario Goodrich to first-team All-ACC honors in 2021, becoming the first pair of cornerbacks from a single school to sweep first-team honors since North Carolina's Dre Bly and Robert Williams in 1997.
- Helped Clemson finish first in the ACC and second in the nation in scoring defense in 2021, allowing only 14.8 points per game. Clemson's pass defense finished fifth in the nation in opponent passer rating (110.1).

THE REED FILE

PLAYING EXPERIENCE

Played at Boston College from 1991-94 ... All-ECAC selection and a Second-Team All-Big East Conference pick in 1993 ... one of four co-captains on the 1994 team.

BOWL PARTICIPATION AS A PLAYER

1993 Hall of Fame Bowl ... 1994 Carquest Bowl ... 1994 Aloha Bowl.

EDUCATION

Degree in communications with a minor in secondary education from Boston College in 1994.

PERSONAL DATA

Born Aug. 16, 1972 ... he and his wife, Kimberley, have two daughters, Michaela Rae and Milan Skye.

- Placed two cornerbacks on the 2020 All-ACC team, as Derion Kendrick earned first-team honors and Booth earned a second-team selection as the defensive backfield helped Clemson to a sixth consecutive ACC title and College Football Playoff berth.
- Shared 2019 FootballScoop Defensive Backs Coach of the Year honors with Safeties Coach Mickey Conn, as Reed's corners helped Clemson finish third in the nation in scoring defense (13.5 points per game) and fourth in the nation in total defense (288.3 yards per game) in 2019, ranking second in opponent passer rating (105.37) and fourth in the country in passing yards allowed per game (172.3).
- Produced two All-ACC selections in 2019, as A.J. Terrell earned a first-team selection, while Kendrick earned a second-team selection after transitioning to the position only six months prior to the season.
- Placed both 2018 starting corners on the All-ACC team, including Trayvon Mullen's second-team selection and Terrell's third-team nod. Helped both play major roles in Clemson's 44-16 National Championship Game win, as Terrell opened the scoring on a pick-six, and Mullen earned Defensive MVP honors with six tackles, an interception, a sack and a caused fumble.
- Contributed to Clemson's 2018 defense leading the nation in scoring defense (13.1 points per game) for the first time in school history.
- His cornerbacks helped Clemson rank fifth in the nation in pass efficiency defense (106.9) in 2017.
- Coached two First-Team All-ACC defensive backs Jarad Johnson and Cordrea Tankersley in 2016.
- His defensive backs contributed to the 2015 Tigers ranking fourth in the nation in third-down defense.
- Coached first-team All-ACC cornerback Mackensie Alexander, second-team All-ACC safety Jayron Kearse and third-team All-ACC cornerback Cordrea Tankersley in 2015 en route to being named FootballScoop Defensive Backs Coach of the Year.
- Helped the 2014 squad lead the nation in total defense (260.8), while also ranking in the top five in many other statistical categories. Coached first-team All-ACC cornerback Garry Peters that season.

REED'S COACHING RECORD

Year	School	Position(s)	W-L	Bowl(s)
2000	Richmond	WR,TE,DB	10-3	
2001	Richmond	WR,TE,DB	3-8	
2002	Philadelphia Eagles	DB,ST	12-4	
2003	Philadelphia Eagles	QC	12-4	
2004	Philadelphia Eagles	QC	13-3	
2005	Philadelphia Eagles	QC	6-10	
2006	Philadelphia Eagles	QC	10-6	
2007	NC State	DB	5-7	
2008	NC State	DB	6-7	PapaJohns.com
2009	NC State	DB	5-7	
2010	NC State	DB	9-4	Champs Sports
2011	NC State	DB	8-5	Belk
2012	NC State	DB	7-6	Music City
2013	Clemson	DB	11-2	Orange
2014	Clemson	DB	10-3	Russell Athletic
2015	Clemson	DB	14-1	Orange, CFPNCG
2016	Clemson	DB	14-1	Fiesta, CFPNCG
2017	Clemson	CB	12-2	Sugar
2018	Clemson	CB	15-0	Cotton, CFPNCG
2019	Clemson	CB	14-1	Fiesta, CFPNCG
2020	Clemson	CB	10-2	Sugar
2021	Clemson	CB	10-3	Cheez-It
2022	Clemson	AHC,STC,CB	11-3	Orange

Years as a full-time college coach:.....18
 Winning seasons:.....14
 Bowl seasons:.....14
 Record as an assistant coach:.....174-65 (.728)
 Record at Clemson:.....121-18 (.871)

- His defensive backs combined for 15 interceptions in 2013. Bashaud Breeland, who had a team-tying-high four interceptions and 74 tackles, was a second-team All-ACC selection and a fourth-round draft pick.
- His defensive backs helped Clemson finish 10th in the nation in turnovers forced (30) in 2013.
- Was the defensive backs coach at NC State for six seasons (2007-12).
- Coached NC State All-American David Amerson, who ranked third in ACC history in career interceptions (18). As a professional coach with the Philadelphia Eagles, he worked with former Clemson All-American and nine-time Pro Bowl selection Brian Dawkins.
- Helped the Wolfpack to four bowl games in his six years with the program. That includes 2012, when NC State beat a top-five Florida State team and played Vanderbilt in the Music City Bowl.
- Three times in his last five years in Raleigh, NC State finished in the top 20 in the nation in interceptions.
- The 2011 NC State squad had 27 interceptions, the most by an FBS school since 2003, when Nebraska had 32. The total tied for second-most in ACC history and the most since 1994, when Virginia had 27 interceptions.
- In 2011, Amerson had 13 interceptions to lead the nation, five more than any other player. It tied for the third-most interceptions in NCAA history. Amerson also led the nation in interception return yards (205). Amerson was a unanimous All-American in 2011, when he was also a Thorpe Award finalist and won the Jack Tatum Award.
- In addition to Amerson, Reed also coached four different all-conference players at NC State across six seasons.
- Played on three bowl teams that finished with top-25 AP rankings, including the 1993 season when Boston College upset top-ranked Notre Dame in South Bend.
- Played three seasons for Tom Coughlin, who went on to win two Super Bowl championships with the New York Giants, and his senior year for Dan Henning, who also went on to coach in the NFL.
- Was the last selection of the 1995 NFL Draft by the Carolina Panthers and played two seasons (1995-96) for that team, including the 1995 team that played its home games at Memorial Stadium. He also played for the NFL Europe team in Frankfurt and was team captain of the 1999 team that won the World Bowl.



ASSISTANT COACHES



MICKEY CONN

- **CO-DEFENSIVE COORDINATOR • SAFETIES**
- **8TH SEASON ON CLEMSON STAFF**
- **ALABAMA '95**

- Became Clemson's full-time assistant coach for safeties in January 2017.
- Spent most of 2021 as Special Teams Coordinator before moving to Co-Defensive Coordinator before the 2021 Cheez-It Bowl.
- Helped Clemson to another Top 25 finish in points allowed per game (20.9) in 2022 as four of his safeties ranked among Clemson's top 10 tacklers on the year.
- In 2021, led Andrew Mukuba to become the first Tiger freshman defensive back to start a season opener since the NCAA instituted permanent freshman eligibility in 1972. Mukuba was a Freshman All-American and ACC Defensive Rookie of the Year in helping Clemson finish second in the country in scoring defense (14.8).
- Guided Nolan Turner to a second-team All-America and second-team All-ACC selection in 2020. Turner's three picks led Clemson as the Tigers finished in the top 10 in the nation in interceptions.
- Oversaw a veteran unit in 2019 that included seniors Tanner Muse and K'Von Wallace, who earned first- and third-team All-ACC honors, respectively, in helping Clemson allow an opponent passer rating of 105.37, the second-lowest in the country. It was Clemson's best ranking in opponent passer rating since leading the country in that category in 2014.
- Shared 2019 FootballScoop Defensive Backs Coach of the Year honors with Cornerbacks Coach Mike Reed.
- Muse was a Thorpe Award semifinalist and third-team AP All-American in 2019 who became the first

THE CONN FILE

PLAYING EXPERIENCE

Lettered at Alabama under head coach Gene Stallings from 1992-94 ... member of the team in 1990 and 1991.

BOWL PARTICIPATION AS A PLAYER

1991 Blockbuster Bowl ... 1993 Sugar Bowl vs. Miami (Fla.) ... 1993 Gator Bowl ... 1995 Citrus Bowl.

EDUCATION

Earned a bachelor's degree from Alabama in 1995 ... earned a master's degree from Ball State in 2006.

PERSONAL DATA

Born Oct. 9, 1971 ... he and his wife, Halie, have two sons, Brodey and Spencer ... Brodey is on the 2023 Tiger team.

Clemson defensive back to earn All-America status from the Associated Press since cornerback Cordrea Tankersley's third-team selection in 2016. Muse was the first Clemson safety to earn AP All-America honors since Jayron Kearse in 2015.

- With Muse and Turner in 2019 and 2020, respectively, Clemson had a safety honored by NCAA-recognized All-America selectors in consecutive seasons for the first time since 1981 and 1982, when Terry Kinard parlayed first-team honors by AP and FWAA in 1981 into unanimous All-American honors in the 1982 season.

CONN'S COACHING RECORD

Year	School	Position(s)	W-L	Bowl(s)
1996	Alabama	GA	10-3	Outback
1997	Alabama	GA	4-7	
2016	Clemson	SDA	14-1	Fiesta, CFPNCG
2017	Clemson	S	12-2	Sugar
2018	Clemson	S	15-0	Cotton, CFPNCG
2019	Clemson	S	14-1	Fiesta, CFPNCG
2020	Clemson	S	10-2	Sugar
2021	Clemson	STC,S	9-3	
	Clemson	Co-DC,S	1-0	Cheez-It
2022	Clemson	Co-DC,S	11-3	Orange

Years as a full-time college coach: 6
 Winning seasons: 6
 Bowl seasons: 6
 Record as an assistant coach: 72-11 (.867)
 Overall on-staff record at Clemson: 86-12 (.878)

- Helped Clemson's 2019 defense hold opponents under 300 yards in each of the first 12 games of the season, the first unit on record since 1996 to do so. Clemson finished in the Top 10 in total defense (228.3 yards per game) for a sixth straight season, the longest active streak in the country.
- Produced a second-team All-ACC honoree in Muse and an Honorable Mention selection in Wallace in 2018, as the 15-0 national title squad led the nation in scoring defense (13.1 points per game).
- His safeties helped Clemson rank fifth in the nation in pass efficiency defense (106.9) in 2017.
- Served as senior defensive analyst in 2016, helping the Tigers to the program's second national championship with a victory over his alma mater, Alabama.
- Contributed to a 2016 Clemson defense that finished tied for first in the nation in fewest passing yards allowed per attempt (5.6) and fourth in passing efficiency defense (100.2). Clemson was also sixth in interceptions (20) and eighth in total defense (311.5).
- Came to Clemson after 16 seasons as head coach at Grayson (Ga.) High School. The Rams were 137-48 with seven region titles, a state championship in 2011 and a state semifinal playoff appearance in 2015.
- Grayson High School finished in the top 25 in the nation four times, including No. 3 in 2011. It reached the No. 1 ranking in the nation twice during his tenure.
- Began his coaching career at Grayson High School on March 21, 2000, and started his career at Clemson on March 21, 2016.
- Owned the most victories at the highest classification in the state of Georgia before he came to the Clemson football program.
- Inducted into the Gwinnett County (Ga.) Sports Hall of Fame in 2019.
- Coached several former Clemson players at Grayson High School, including running back Wayne Gallman, cornerback Ryan Carter, quarterback (and nephew) Chase Brice and former backup quarterback Nick Schuessler. Also coached current Clemson running back Phil Mafah in the Gwinnett Football League from age 7 through seventh grade.
- Coached at his alma mater, South Gwinnett High School in Atlanta, in 1998 and 1999. David Greene, who went on to play four years as a starter at Georgia, was his quarterback.
- Former graduate assistant coach at Alabama in 1996 and 1997. He was on staff when Dabo Swinney was a full-time coach with the Crimson Tide. Alabama was 10-3 and went to the Outback Bowl in 1996 with Conn and Swinney on staff.
- Was a teammate of Swinney at Alabama, as they were both on its 1992 national title squad under Head Coach Gene Stallings. Conn lettered during the 1992, 1993 and 1994 seasons, but was on the team from 1990-94. He redshirted during his freshman season.
- Earned a bachelor's degree from Alabama in 1995.
- Earned a master's degree from Ball State in 2006.



ASSISTANT COACHES



NICK EASON

- DEFENSIVE RUN GAME COORDINATOR • DEFENSIVE TACKLES
- 2ND SEASON ON CLEMSON STAFF
- CLEMSON '01

- Returned home to his alma mater on Jan. 7, 2022 upon being hired as Clemson's defensive run game coordinator and defensive tackles coach.
- Veteran of 17 combined NFL seasons as a player and coach who joined Defensive Ends Coach Lemanski Hall to give Clemson's talented defensive line group the guidance of a coaching duo with 26 combined seasons of NFL experience.
- In his first season at Clemson in 2022, helped Tyler Davis earn All-America honors, a first-team All-ACC selection and a semifinalist nod for the Chuck Bednarik Award in addition to helping Bryan Bresee to the No. 29 overall selection in the 2023 NFL Draft.
- His defensive tackles produced 14 of Clemson's 44 sacks and 31 of its 111 tackles for loss as the Tigers finished in the top four in the nation in both categories in 2022.
- In his first year in the conference, he earned 247Sports' ACC Recruiter of the Year for his first recruiting cycle, which ended on National Signing Day in 2023.
- Said Head Coach Dabo Swinney upon Eason's hiring: "Nick is the epitome of what I look for in a coach. He has an incredible passion for the game, he has got a great background and he truly loves the player. In this hire, I really wanted a guy who had great experience at the NFL level. I wanted somebody who has coached the best of the best at the highest level, and that's exactly what he's done. He was a great player at Clemson and he's a great Clemson man."

THE EASON FILE

PLAYING EXPERIENCE

Lettered at Clemson from 1999-2002 ... first-team All-ACC selection and team captain in 2002 ... ten-year NFL veteran ... Super Bowl XLIII champion.

BOWL PARTICIPATION AS A PLAYER

1999 Peach Bowl ... 2000 Gator Bowl ... 2001 Humanitarian Bowl ... 2002 Tangerine Bowl.

EDUCATION

Degree in sociology from Clemson in 2001 ... master's degree in human resource management from Clemson in 2008.

PERSONAL DATA

Born May 29, 1980 ... Married to his wife, Shay, and has seven children: Zee, Zamonne, AJ, Nick Jr., Nolan, Baylee and Nash.

- Prior to returning to Clemson, he served as defensive line coach at Auburn in 2021, helping the Tigers to their largest sack total since 2018.
- Coached a defensive interior that helped Auburn allow the third-fewest yards per carry in the SEC and finish fourth in the conference in tackles for loss in 2021.
- Served as outside linebackers and defensive line coach for the Cincinnati Bengals from 2019-20. In his first season, Eason led significant improvement in the Bengals' defensive line as the season progressed,

EASON'S COACHING RECORD

Year	School	Position(s)	W-L	Bowl(s)
2013	Cleveland Browns	Int.	4-12	
2014	Tennessee Titans	Asst. DL	2-14	
2015	Tennessee Titans	Asst. DL	3-13	
2016	Tennessee Titans	OLB/DL	9-7	
2017	Tennessee Titans	OLB/DL	9-7	
2019	Cincinnati Bengals	OLB/DL	2-14	
2020	Cincinnati Bengals	OLB/DL	4-11-1	
2021	Auburn	DL	6-7	Birmingham
2022	Clemson	DT	11-3	Orange

Years as a full-time college coach:.....2
 Winning seasons:.....1
 Bowl seasons:.....2
 Record as a college assistant coach:.....17-10 (.630)
 Record at Clemson:.....11-3 (.786)

notching an 11-sack improvement and an 84.1-yard reduction in yards per game in the final eight games of the season as compared to the first eight games.

- Helped Bengals defensive tackle Geno Atkins earn his eighth career Pro Bowl selection.
- Briefly served as a defensive assistant at Austin Peay for part of 2018.
- Was hired by the Tennessee Titans in 2014 and helped oversee Tennessee's transition from a 4-3 to a 3-4 front.
- Spent two seasons as an assistant defensive line coach for the Titans from 2014-15 before becoming the Titans' outside linebackers and defensive line coach in 2016-17.
- Helped defensive tackle Jurrell Casey to the first three of his five career Pro Bowl selections to date through 2021 in those four years.
- Began his transition to coaching in 2013 as a coaching intern for the Browns, for whom he had previously played three seasons from 2004-06.
- Was a four-year letterman at Clemson from 1999-2002, playing 47 games with 35 starts and recording 15 sacks and 30 tackles for loss.
- Among those who he played with at Clemson were former Clemson offensive coordinators Tony Elliott, Jeff Scott and Brandon Streeter.
- Was a team captain, All-ACC selection and Strength & Conditioning All-American at Clemson. He was a two-time Dedication Award winner as awarded by the Clemson strength & conditioning staff.
- Selected to the AFCA Good Works Team in 2000 and was the first five-time Clemson recipient of the ACC Top Six award, which was presented annually to the conference's top student-athletes in terms of community involvement.
- Became the first Clemson football player to graduate with two years of eligibility remaining after earning a degree in sociology in August 2001. He later added a master's degree in human resource development in 2008.
- Was a fourth-round selection by the Denver Broncos in the 2003 NFL Draft, but he spent his rookie season on the Reserve/Injured list after suffering an Achilles injury during training camp.
- Played 117 NFL games over 10 seasons from 2003-12 with the Cleveland Browns, Pittsburgh Steelers and Arizona Cardinals.
- Finished his playing career with the Cardinals, where he spent two seasons from 2011-12, appearing in 32 games and registering two sacks.
- Spent four seasons (2007-10) with the Steelers and helped them to two Super Bowl appearances, including a victory in Super Bowl XLIII in the 2008 season.
- Said upon his hire at Clemson: "To have this opportunity to come back to Clemson is a blessing from God. It is a dream for most coaches to have the opportunity to coach at your alma mater and that is the case for me. Clemson is a special place. It has been family to me since I first took a visit as a recruit in 1997."



ASSISTANT COACHES



WES GOODWIN

- DEFENSIVE COORDINATOR • LINEBACKERS
- 12TH SEASON ON CLEMSON STAFF
- MISSISSIPPI STATE '07

- Formally named Clemson's defensive coordinator and linebackers coach on Dec. 14, 2021 prior to the win over Iowa State in the 2021 Cheez-It Bowl.
- Though in his second full season in an on-field role at Clemson, the 2023 season will be his 12th overall season across two tenures with the Tigers.
- In his first full season as defensive coordinator in 2022, Clemson ranked in the Top 25 nationally in points allowed per game (22nd, 20.9), rushing yards allowed per game (13th, 102.7), yards allowed per carry (9th, 3.25), sacks (T-4th, 44), tackles for loss (2nd, 111), passes defended (9th, 77) and opponent fourth down percentage (10th, 37.5).
- Guided linebackers Barrett Carter and Jeremiah Trotter Jr. to All-America honors in 2022, while fellow linebacker Trenton Simpson went on to become a Top 100 pick in the 2023 NFL Draft.
- With his performance in 2022, Carter joined Butkus Award winners Isaiah Simmons and Nakobe Dean among a short list of Power Five players to reach 10 tackles for loss, five sacks, two forced fumbles and two interceptions in a season since 2019. Trotter was one of only three Power Five players in 2022 to reach at least 13 tackles for loss, six sacks and return an interception for a touchdown, joining two-time Nagurski

THE GOODWIN FILE

EDUCATION

Earned undergraduate degree in business administration from Mississippi State in 2007 and added a master's degree in business administration from Mississippi State in 2009.

PERSONAL DATA

Born Dec. 28, 1984 ... married to his wife, Jennalee, and has two children: Emma and Allie.

Award winner Will Anderson Jr. of Alabama and national championship participant Dee Winters of TCU.

- Served in a critical off-field role for former Defensive Coordinator Brent Venables as a defensive analyst from 2012-14 and as senior defensive assistant from 2018-21, overseeing defensive breakdowns and opponent scouting, assisting with on-campus recruiting and also serving as one of the program's primary liaisons to NFL scouting personnel and coaches.
- First arrived at Clemson in 2009, serving as a graduate assistant from 2009-11.
- Joined the staff on a full-time basis in 2012 and oversaw the team's secondary for its 2012 Chick-fil-A Bowl win against LSU.

GOODWIN'S COACHING RECORD

Year	School	Position(s)	W-L	Bowl(s)
2009	Clemson	GA	9-5	Music City
2010	Clemson	GA	6-7	Meineke Car Care
2011	Clemson	GA	10-4	Orange
2012	Clemson	DA	10-2	
	Clemson	DB	1-0	Chick-fil-A
2013	Clemson	DA	11-2	Orange
2014	Clemson	DA	10-3	Russell Athletic
2015	Arizona Cardinals	Asst. to HC	13-3	
2016	Arizona Cardinals	Asst. to HC	7-8-1	
2017	Arizona Cardinals	Asst. to HC	8-8	
2018	Clemson	SDA	15-0	Cotton, CFPNCG
2019	Clemson	SDA	14-1	Fiesta, CFPNCG
2020	Clemson	SDA	10-2	Sugar
2021	Clemson	SDA	9-3	
	Clemson	DC, LB	1-0	Cheez-It
2022	Clemson	DC, LB	11-3	Orange

Years as a full-time college coach: 1
 Winning seasons as a full-time college coach: 1
 Bowl seasons as a full-time college coach: 1
 Record as a full-time assistant coach (NFL/NCAA): 41-22-1 (.648)
 On-field assistant record at Clemson: 13-3 (.813)
 Overall on-staff record at Clemson: 117-32 (.785)

- In 2014, in the final season of his first stint at Clemson, Clemson finished as the nation's top-ranked unit in total defense, third down percentage, first downs allowed and tackles for loss, all while ranking in the top five in many other statistical categories.
- Between his stints at Clemson, Goodwin spent three years with the NFL's Arizona Cardinals, serving as an assistant to head coach Bruce Arians from 2015-17.
- Cardinals squads for which Goodwin worked compiled a 28-19-1 record, including a 13-3 NFC West championship season in 2015 in which Arizona reached the NFC Championship Game.
- Said Arians upon Goodwin's promotion to defensive coordinator at Clemson: "Wesley is one of the best young defensive minds I've had the opportunity to work with. He was with my staff for three years in Arizona and I saw him grow defensively, and offensively, that whole time. He has a bright, bright future. One thing is for sure – they are going to be an attacking type of defense and I know he is going to do great things with this opportunity."
- Began his athletic coaching career as a baseball manager at Mississippi State under legendary NCAA baseball coach Ron Polk before transitioning to football.
- Served as a student assistant and graduate assistant for the Bulldogs, working alongside head coach Sylvester Croom, defensive coordinator Ellis Johnson and offensive coordinator (and current Clemson Chief of Football Administration) Woody McCorvey.
- Earned his undergraduate degree from Mississippi State in 2007 and his master's degree in 2009.
- Said Head Coach Dabo Swinney upon Swinney's promotion in December 2021: "All I can tell you is Wes Goodwin is special. Everybody that has ever worked with him, everybody who knows him, these players, they know who he is and what he's capable of ... There's a reason those NFL guys have been trying to hire him. He's a very, very, very, very talented young coach with an incredibly bright future."
- Continued Swinney: "Wes has worked with the best of the best. He got his start with Ellis Johnson, and I worked with Ellis at Alabama. Ellis is one of the best. He worked with Kevin Steele; Kevin is one of the best. And then he's been around some great ones in the NFL. Spent time with Sylvester Croom as well. He and I [smiling] have both done a tour of duty with Bruce [Arians]... We've always had that connection, and Bruce has tried to take him back, but we were able to hang on to him. He's worked obviously with Brent [Venables], so he has a wealth of experience that I think he will tap into and do it his way."
- Native of Grove Hill, Ala.



ASSISTANT COACHES



TYLER GRISHAM

- RECRUITING COORDINATOR • WIDE RECEIVERS
- 10TH SEASON ON CLEMSON STAFF
- CLEMSON '09

- Named as Clemson's full-time wide receivers coach on Feb. 6, 2020 and added the role of recruiting coordinator following the 2021 season.
- Served as Clemson's interim wide receivers coach for portions of the team's bowl preparation in 2019 after Co-Offensive Coordinator/Wide Receivers Coach Jeff Scott was announced as the new head coach at USF. Scott returned after the early signing period to coach through the College Football Playoff.
- Though in his fourth season as a full-time coach, he is entering his 14th overall season in a variety of roles at Clemson, including four as a player (2005-08), two as a graduate assistant (2014-15) and four as an offensive analyst (2016-19).
- In addition to serving as an offensive analyst, he served as assistant camp director in 2018 and 2019.
- Led Antonio Williams to freshman All-America honors by ESPN, On3, Pro Football Focus and The Athletic in 2022, as Williams had 56 receptions for 604 yards and four touchdowns. His 10 starts were the most by a Tiger true freshman wideout since Sammy Watkins in 2011, and he became the first true freshman to lead Clemson in receiving yards since Justyn Ross in 2018 and the first to lead in receptions since Artavis Scott in 2014.
- Was a steady force for a 2021 receiver corps that dealt with significant injuries and attrition that resulted

THE GRISHAM FILE

PLAYING EXPERIENCE

Lettered four years (2005-08) as a wide receiver at Clemson ... strength & conditioning All-American (2007) ... four-year NFL veteran with the Steelers (2009-11) and Broncos (2012).

BOWL PARTICIPATION AS A PLAYER

2005 Champs Sports Bowl ... 2006 Music City Bowl ... 2007 Chick-fil-A Bowl ... 2008 Gator Bowl.

EDUCATION

Degree in business administration and management from Clemson in 2009 ... master's degree in human resource development in 2016.

PERSONAL DATA

Born June 11, 1987 ... he and his wife, Maggie, have three children, Lilla, Davis & Mary Gwynne.

in Clemson playing the latter portion of the season without the services of seven scholarship receivers. Clemson had 25 different players — including 13 different wide receivers — catch a pass in 2021, the most in the Dabo Swinney era.

- Despite fielding a 2020 unit that was without three of its top four outside receivers for the majority of the season, helped Clemson produce a school-record 348.5

GRISHAM'S COACHING RECORD

Year	School	Position(s)	W-L	Bowl(s)
2014	Clemson	GA	10-3	Russell Athletic
2015	Clemson	GA	14-1	Orange, CFPNCG
2016	Clemson	OA	14-1	Fiesta, CFPNCG
2017	Clemson	OA	12-2	Sugar
2018	Clemson	OA	15-0	Cotton, CFPNCG
2019	Clemson	OA	14-1	Fiesta, CFPNCG
2020	Clemson	WR	10-2	Sugar
2021	Clemson	WR	10-3	Cheez-It
2022	Clemson	RC,WR	11-3	Orange

Years as a full-time college coach: 3
 Winning seasons: 3
 Bowl seasons: 3
 Record as an on-field coach: 55-12 (.821)
 Record as a full-time assistant coach: 31-8 (.795)
 Overall on-staff record at Clemson: 110-16 (.873)

passing yards per game, surpassing the 333.9 passing yards per game averaged by Clemson's 2016 national championship squad.

- Produced two All-ACC performers in his first season in 2020, placing Amari Rodgers on the first team and Cornell Powell on the third team. Clemson was one of only two schools with multiple selections at receiver.
- Helped Powell become one of the breakout stars of 2020 as a fifth-year senior, helping him record career highs in receptions (53), receiving yards (882), receiving touchdowns (seven) after entering 2020 with 40 career receptions for 329 yards and three touchdowns in his first four years from 2016-19.
- Helped Clemson to a 32-19 record and four bowl appearances as a player from 2005-08, then helped the program to a 79-8 record and 10 bowl appearances in six years as a support staff member from 2014-19 for a combined 111-27 record at Clemson in playing and support staff roles before his hire as receivers coach.
- Served as an added resource for a staff that has produced Clemson's illustrious line of wide receivers while in a support role. During his time as a graduate assistant and offensive analyst from 2014-19, Clemson produced five receivers — Artavis Scott (2014,15,16), Mike Williams (2014,16), Deon Cain (2017), Hunter Renfrow (2017,18), Tee Higgins (2018,19) — who earned 10 All-ACC selections.
- Prior to his full-time hire, six of Clemson's 10 most-prolific passing yardage seasons at the time had come during his time on Clemson's support staff.
- Said Head Coach Dabo Swinney of Grisham's hiring as the full-time wide receivers coach: "I'm just super excited for Grish. There's never been a guy more prepared to be the receivers coach at Clemson than Tyler Grisham. He had a great four-year career here. Clemson fans certainly loved him. He had a lot of big moments and went on and grinded out a four-year NFL career... He's ready and is going to do an unbelievable job for us. He's going to be special."
- Is a 2009 graduate of Clemson University, earning his bachelor's in business administration and management. He later earned a master's from Clemson in human resource development in 2016. He is one of five on-field Clemson assistant coaches with at least one degree from Clemson, joining Nick Eason (2001), Thomas Austin (2009), C.J. Spiller (2009) and Kyle Richardson (M.S. 2020).
- Was a four-year letterman for the Tigers from 2005-08. He finished his career with 132 receptions for 1,390 yards and eight touchdowns.
- Signed with the Pittsburgh Steelers as a free agent in 2009, appearing in four games that season. He served on the Steelers' practice squad in 2010 and 2011 and with the Denver Broncos' practice squad in 2012.
- Native of Birmingham, Ala., who was an all-region selection while playing wide receiver, tailback, quarterback and defensive back at Spain Park High School in Hoover, Ala.



ASSISTANT COACHES



KYLE RICHARDSON

- PASSING GAME COORDINATOR • TIGHT ENDS
- 8TH SEASON ON CLEMSON STAFF
- APP STATE '01

- Formally named as Clemson's passing game coordinator and tight ends coach on Dec. 14, 2021 prior to Clemson's victory against Iowa State in the 2021 Cheez-It Bowl.
- Though entering his second full season in an on-field role at Clemson, 2023 will represent his eighth season on Clemson's staff.
- In his first full season as Clemson's passing game coordinator and tight ends coach in 2022, helped his tight ends group record 67 catches, 748 yards and 10 touchdowns. The 67 catches were the unit's most under Dabo Swinney, and its 10 touchdowns matched its unit-high mark from the 2011 and 2012 seasons.
- Helped Davis Allen post career highs in receptions (39), receiving yards (443) and touchdowns (five) in 2022 en route to third-team All-ACC honors while Jake Briningstool accrued 285 yards and four touchdowns on 25 receptions.
- Guided Allen and Briningstool as Clemson became one of eight FBS teams — and one of only five in the Power Five — to have multiple tight ends catch at least four touchdown passes in 2022 (Ball State, Kansas, North Carolina, Penn State, SMU, Utah and Western Kentucky).
- Served in numerous capacities at Clemson prior to assuming his current position, including tenures as Senior Offensive Assistant and Director of Player Development and Freshman Transition.

THE RICHARDSON FILE

EDUCATION

Degree in history from Appalachian State in 2001 ... earned master's degree in educational leadership from California University ... also has a master's degree in athletic leadership from Clemson.

PERSONAL DATA

Born April 22, 1978 ... married to his wife, Amanda, and has two daughters, Lexi and Presley ... Amanda is an Associate Athletic Director at Clemson.

- Was a key off-field contributor to Clemson's offensive success in support staff roles from 2016-21. Clemson's balanced attack resulted in the Tigers being one of only three teams in the country with at least 16,000 cumulative rushing yards and at least 23,000 total passing yards across those six seasons.
- During his six years on the support staff, helped serve as an additional resource to then-Quarterbacks Coach Brandon Streeter, as the corps produced Heisman Trophy finalists Deshaun Watson and Trevor Lawrence.
- Part of support staff during Lawrence's career 34-2 record as a starter, as the Georgia native became the winningest quarterback in Tiger history and posted the third-best winning percentage (.944) by a starting quarterback with at least 30 career starts since Divi-

RICHARDSON'S COACHING RECORD

Year	School	Position(s)	W-L	Bowl(s)
2005	SE Louisiana	WR	4-6	
2006	SE Louisiana	WR	2-9	
2016	Clemson	Sr. OA	14-1	Fiesta, CFPNCG
2017	Clemson	Sr. OA	12-2	Sugar
2018	Clemson	Sr. OA	15-0	Cotton, CFPNCG
2019	Clemson	Sr. OA	14-1	Fiesta, CFPNCG
2020	Clemson	Dir. PD	10-2	Sugar
2021	Clemson	Spec. Asst.	9-3	
		PGC, TE	1-0	Cheez-It
2022	Clemson	PGC, TE	11-3	Orange

Years as a full-time college coach: 3
 Winning seasons: 1
 Bowl seasons: 1
 Record as high school head coach: 58-13 (.817)
 Full-time record at Clemson: 12-3 (.800)
 Overall on-staff record at Clemson: 86-12 (.878)

sion I split in 1978, trailing only Ken Dorsey (.950) and Matt Leinart (.949). Lawrence would go on to become the No. 1 pick in the 2021 NFL Draft.

- Served in both football and administrative support roles in 2020 when he was Director of Player Development & Freshman Transition and played a key role in the on-boarding and assimilation of the highly touted 2020 class into Clemson's program.
- Prior to coming to Clemson, was one of South Carolina's most successful high school coaches during his tenure at Northwestern High School in Rock Hill, S.C.
- As head coach from 2011-15, led the Trojans to a 58-13 (.817) record, including four region championships, three state title game appearances and state championships in both 2013 and 2015.
- Led a Northwestern program that produced NFL quarterback Mason Rudolph, NFL wide receiver Cordarrelle Patterson, former Clemson defensive end Logan Rudolph and former Tennessee quarterback Justin Worley. Also coached NFL tight end Jared Cook during his time at North Gwinnett (Ga.) High School.
- Helped Northwestern to a record of 107-24 (.817) with eight Region III championships and three state championships in his nine total seasons with the program from 2007-15, including his time as offensive coordinator (2007-10) and head coach (2011-15).
- Part of two undefeated seasons at Northwestern, including a 15-0 year as offensive coordinator in 2010 and a 15-0 campaign as head coach in 2013.
- Inducted into the York County Sports Hall of Fame in 2019 as one of six members in an induction class that also included Jadeveon Clowney.
- Earned his undergraduate degree from Appalachian State in 2001.
- Has two master's degrees, including a 2020 master's degree in athletic leadership from Clemson.
- Began his coaching career with assistant coaching positions at Lee County High School in Sanford, N.C., Avery County High School in Newland, N.C. and North Gwinnett High School in Georgia.
- Said Head Coach Dabo Swinney upon Richardson's promotion to his current role: "Kyle was one of the best high school coaches in the entire Southeast. Talk about a guy that's been patient. I hired him, I think he was coming off his third straight state championship appearance. He's had opportunities and he's stayed here for a chance to coach at Clemson. He is one of the brightest and most well-prepared guys that we have to step into this role and be the tight ends coach and passing game coordinator. He has got a great acumen for football. He brings great leadership ability from being a head coach for a long time. This is a great next step for him. He's done a lot of different things within our program in support staff roles, and I'm just really excited to see him have this opportunity. I'm so thankful that he stayed patient and thankful that now I've got the opportunity to hire him."



ASSISTANT COACHES



GARRETT RILEY

- OFFENSIVE COORDINATOR • QUARTERBACKS
- 1ST SEASON ON CLEMSON STAFF
- TEXAS TECH '12

- Announced as Clemson's offensive coordinator/quarterbacks coach on Jan. 13, 2023.
- Joined Clemson from TCU, where he served as the team's offensive coordinator/quarterbacks coach in helping lead the Horned Frogs to a 13-2 record, a Fiesta Bowl title and a berth in the College Football Playoff National Championship Game in 2022.
- Arrived at TCU following a 2021 campaign in which the Horned Frogs finished 5-7 and produced the nation's 65th-ranked scoring offense. In his lone season in Fort Worth, he transformed the unit into the nation's ninth-ranked scoring offense at 38.8 points per game. The explosive group led the FBS with 22 plays from scrimmage of 50 yards or more.
- Honored with the 2022 Broyles Award, presented annually to the nation's top assistant coach. With Riley's arrival, three of the seven Broyles Awards winners from 2016-22 will have served as a coordinator on Clemson's staff, joining 2016 winner Brent Venables and 2017 winner Tony Elliott. He joined his brother, 2015 winner Lincoln Riley, to make them the only brother duo in the award's history to each earn the honor.
- Led TCU quarterback Max Duggan to the Davey O'Brien Award as the nation's top quarterback, a runner-up finish in Heisman Trophy voting, All-America honors from several selectors and Big 12 Offensive Player of the Year.
- Served two seasons at SMU from 2020-21 in the same role. His offenses with the Mustangs finished in the top 15 in the nation in both scoring offense and total offense in both seasons and helped garner

THE RILEY FILE

PLAYING EXPERIENCE

Played quarterback at Texas Tech (2008-09) and Stephen F. Austin (2010) ... helped Lumberjacks to a Southland Conference championship and a 9-3 record under Head Coach (and former Clemson defensive tackle) J.C. Harper in 2010.

BOWL PARTICIPATION AS A PLAYER

2008 Cotton Bowl ... 2009 Alamo Bowl.

EDUCATION

Degree in general business from Texas Tech in 2012.

PERSONAL DATA

Born Sept. 11, 1989 ... he and his wife, Lindsay, have two sons, Gibson and Greyson ... younger brother of Southern California Head Coach Lincoln Riley.

postseason accolades for quarterbacks Shane Buechele and Tanner Mordecai.

- In his three years as an offensive coordinator prior to his arrival at Clemson, all three offenses finished in the top 15 nationally in scoring offense. His units as coordinator at SMU and TCU from 2020-22 combined would rank third in the nation in points per game in that span at 38.6 points per game, trailing only Ohio State (44.0) and Alabama (43.0) in that stretch.
- Riley's combined SMU and TCU squads would also rank fifth in total touchdowns, sixth in offensive plays of 30-plus yards and 11th in yards per play across the 2020-22 seasons.

RILEY'S COACHING RECORD

Year	School	Position(s)	W-L	Bowl(s)
2012	Augustana (Ill.)	RB	5-5	
2013	East Carolina	GA	10-3	Beef O'Brady's
2014	East Carolina	GA	8-5	Birmingham
2015	East Carolina	OWR	5-7	
2016	Kansas	OA	2-10	
2017	Kansas	QB	1-11	
2018	Kansas	TE/FB	3-9	
2019	App State	RB	13-1	New Orleans
2020	SMU	OC, QB	7-3	Frisco^
2021	SMU	OC, QB	8-4	Fenway^
2022	TCU	OC, QB	13-2	Fiesta, CFPNCG

^ - game canceled amid COVID-19 pandemic

Years as an on-field coach (incl. GA years):10
 Winning seasons:6
 Bowl seasons as on-field coach:6
 Record as an on-field coach:73-50 (.593)
 Record at Clemson:0-0 (.000)

- Spent the 2019 season as the running backs coach at App State. The Mountaineers compiled a 13-1 record including a Sun Belt Conference title and a win in the New Orleans Bowl.
- Mentored Appalachian State's Darrynton Evans to Sun Belt Offensive Player of the Year honors. Evans totaled 1,740 all-purpose yards, including 1,250 rushing yards and 20 touchdowns that year before later becoming a third-round selection of the Tennessee Titans in the 2020 NFL Draft.
- Spent three seasons at Kansas from 2016-18 in various capacities. He joined the Jayhawks as an offensive analyst in 2016 before transitioning to an on-field role as the team's quarterbacks coach in 2017 and its tight ends/fullbacks coach in 2018.
- Made his FBS debut at East Carolina from 2013-15. After spending his first two seasons as a graduate assistant, he was promoted to Outside Receivers Coach in 2015. That year, East Carolina's Zay Jones caught 98 passes for 1,009 yards as part of the receiver's FBS-record 399 career receptions.
- Began coaching career in 2011, when he served as a passing game assistant and quarterbacks coach at Roosevelt High School in Lubbock, Texas.
- Moved to the collegiate ranks in 2012, helping rebuild an Augustana (Ill.) College program that was 2-8 prior to his arrival into a 5-5 squad that improved its rushing total by 500 yards during his season as the program's running backs coach.
- Played quarterback at Texas Tech from 2008-09 under Head Coach Mike Leach before transferring to Stephen F. Austin for the 2010 season. He saw action in 11 games in helping the Lumberjacks to a Southland Conference championship and a 9-3 record under head coach (and former Clemson defensive tackle) J.C. Harper.
- Earned degree in general business from Texas Tech in 2012.
- Said Head Coach Dabo Swinney of Riley's hire: "Garrett has an incredible track record. His body of work - including this past season when his ninth-ranked scoring offense helped TCU transform from a five-win team into a 13-win national championship game finalist in their coaching staff's first season - speaks for itself... Garrett was at the top of my list. I am thankful that he shared my belief in Clemson University and our football program, and I am thankful that he wants to be part of our tradition and family. He is a dynamic, young offensive coordinator who will bring a lot of excitement and explosiveness to the Clemson offense."
- Native of Muleshoe, Texas, where he was the 2007 Associated Press All-State 2A Offensive Player of the Year after playing a role in four straight playoff appearances for Muleshoe High School.
- Selected to the AFCA 35 Under 35 Coaches Leadership Institute in 2021.



ASSISTANT COACHES



THOMAS AUSTIN

- OFFENSIVE LINEMEN
- 7TH SEASON ON CLEMSON STAFF
- CLEMSON '09

- Formally announced as Clemson's offensive line coach on Feb. 2, 2022.
- Served as interim tight ends coach in preparation for the 2021 Cheez-It Bowl following some staff changes and absences prior to bowl season.
- Entering his seventh season across two tenures with the Clemson staff, including off-field roles.
- In his first year as Clemson's offensive line coach in 2022, he produced the program's 10th Jacobs Blocking Trophy winner in tackle Jordan McFadden. McFadden was a first-team All-ACC selection.
- Helped Will Putnam, a multi-year starter at guard, transition seamlessly to center in 2022 and earn third-team All-ACC recognition in his first season at the position.
- Mentored right tackle Blake Miller to Freshman All-America honors in 2022 after Miller became only the third true freshman to start a season opener at offensive tackle for Clemson since 1944, joining Mitch Hyatt (2015) and Phil Prince (1944).
- In an off-field analyst capacity in 2021, assisted Robbie Caldwell as Clemson navigated a number of injuries across the offensive line that resulted in the Tigers starting seven different offensive line combinations through 13 games. Despite the injuries and attrition,

THE AUSTIN FILE

PLAYING EXPERIENCE

Lettered four years (2006-09) as an offensive lineman at Clemson ... two-time All-ACC and three-time All-ACC Academic selection ... played more than 2,500 snaps from scrimmage, which was the 13th-most in school history at the time of his graduation.

BOWL PARTICIPATION AS A PLAYER

2006 Music City Bowl ... 2007 Chick-fil-A Bowl ... 2008 Gator Bowl ... 2009 Music City Bowl.

EDUCATION

Degree in political science from Clemson in 2009.

PERSONAL DATA

Born Nov. 14, 1986 ... married to his wife, Margaret, with whom he has four children: Isaiah, Adam, Hazel and Walt

Clemson limited opponents to one sack or fewer in eight games in 2021 and ranked second in the ACC in fewest sacks allowed (21.0).

- Spent the 2019-20 seasons as the offensive line coach at Georgia State.

AUSTIN'S COACHING RECORD

Year	School	Position(s)	W-L	Bowl(s)
2015	Clemson	GA	14-1	Orange, CFPNGC
2016	Clemson	GA	14-1	Fiesta, CFPNGC
2017	Clemson	GA	12-2	Sugar
2018	Clemson	GA	15-0	Cotton, CFPNGC
2019	Georgia State	OL	7-6	Arizona
2020	Georgia State	OL	6-4	LendingTree
2021	Clemson	OA	10-3	Cheez-It
2022	Clemson	OL	11-3	Orange

Years as a full-time college coach: 3
 Winning seasons as a full-time college coach: 3
 Bowl seasons as a full-time college coach: 3
 Record as a full-time assistant coach: 24-13 (.649)
 Full-time record at Clemson: 11-3 (.786)
 Overall on-staff record at Clemson: 76-9 (.894)

- In his debut season with the Panthers, his unit helped power Georgia State to 241.6 rushing yards per game, good for No. 12 in the nation.
- His tutelage helped three of his five starters (left tackle Hunter Atkinson, left guard Shamarious Gilmore and center Malik Sumter) at Georgia State to all-conference honors and guided a fourth (right tackle Travis Glover) to Freshman All-America status. Atkinson would go on to earn a free agent contract with the Atlanta Falcons.
- Spent four years on Clemson's support staff from 2015-18, helping the Tigers to three national championship game berths and two national titles in that span.
- Started his coaching career as a graduate assistant at Clemson in 2015. Spent three years in an on-field GA role before moving to an off-field video GA position for Clemson's 2018 national championship season.
- Served in a support role on a staff that helped 10 offensive linemen to 17 total All-ACC selections from 2015-18: Mitch Hyatt (four), Tyrone Crowder (three), Jay Guillermo (two), Justin Falcinelli (two), and Eric Mac Lain, Joe Gore, Taylor Hearn, Tremayne Anchrum, Sean Pollard and John Simpson (one each). Also returned to assist a staff that helped Jordan McFadden earn All-ACC honors in 2021 before Austin was named as the program's offensive line coach for 2022.
- Took the reins to the Clemson offensive line from veteran offensive line coach Robbie Caldwell, who transitioned into an off-field administrative role after 2021. Caldwell coached 532 career games at the collegiate level over 44 years before entrusting the unit to Austin.
- Starred along Clemson's offensive line from 2006-09, appearing in 48 games with 39 starts, including starting each of his last 38 games.
- Played 2,501 snaps from scrimmage in his Clemson career, the 13th-most of any player at the time of his graduation.
- Was a third-team All-America selection by the Sporting News in 2009 and also earned Strength & Conditioning All-American status as well.
- Earned All-ACC selections in both 2008 and 2009 as part of a unit that powered running back C.J. Spiller to eventual induction into the College Football Hall of Fame.
- Was a three-time All-ACC Academic selection, earning the honor in each of his last three seasons at Clemson. Prior to the selection of the 2021 team, he was one of only 19 Clemson players to earn at least three career All-ACC Academic Team selections since the conference was founded in 1953.
- Team captain on Clemson's 2009 squad that went 9-5 and earned Clemson an ACC Championship Game berth in Dabo Swinney's first full season as head coach.
- Played four years in the NFL with the Houston Texans, Carolina Panthers and Indianapolis Colts from 2010-13.
- Earned a political science degree from Clemson in 2009.
- Native of Camden, S.C.



ASSISTANT COACHES



LEMANSKI HALL

- DEFENSIVE ENDS
- 9TH SEASON ON CLEMSON STAFF
- ALABAMA '08

- Moved into one of the 10 full-time coaching positions as defensive ends coach in 2018.
- Comprised one-half of a defensive line coaching duo that collectively was one of four finalists for 2020 FootballScoop Defensive Line Coach of the Year honors.
- Placed both starting defensive ends on the 2022 All-ACC team, as Myles Murphy (first team) and K.J. Henry (second team) contributed to Clemson's fourth-place finish nationally in sacks (44). Henry garnered third-team All-America status from PFF and Murphy became the No. 28 overall selection in the 2023 NFL Draft.
- Guided both Murphy (second team) and Xavier Thomas (third team) to All-ACC honors in 2021, as Clemson led the conference and finished second in the nation in scoring defense (14.8). While earning a fourth-team All-America nod from Phil Steele, Murphy joined Gaines Adams, Vic Beasley and Clelin Ferrell as the only Clemson players since 2000 to post multiple seasons with multiple forced fumbles and at least four sacks.
- Coached a group of edge rushers that helped Clemson finish tied for first in the country in sacks (46) and second in the country in tackles for loss (109) in 2020.
- Helped Murphy make an immediate impact as a true freshman in 2020, helping him collect Freshman All-America status from The Athletic, ESPN, Rivals and the Football Writers Association of America and be named ACC Co-Newcomer of the Year by the AP.
- Guided a group that helped Clemson hold opponents under 300 total yards in each of the first 12 games of the season in 2019, becoming the first program to accomplish the feat in data available back to 1996.
- Helped lead Xavier Thomas to a third-team All-ACC selection in 2019.

THE HALL FILE

PLAYING EXPERIENCE

Played at Alabama from 1990-93 ... leading tackler on Alabama's 1992 national championship team when he was named First-Team All-SEC and an honorable mention All-American ... named to Alabama's All-Decade team of the 1990s ... drafted in the seventh round by the Houston Oilers in 1994 ... played nine years and 101 games in the NFL, including Houston/Tennessee (1994-97), Chicago (1998), Dallas (1999) and Minnesota (2000-02).

BOWL PARTICIPATION AS A PLAYER

1991 Fiesta Bowl ... 1991 Blockbuster Bowl ... 1993 Sugar Bowl ... 1994 Gator Bowl.

EDUCATION

Earned his degree in criminal justice from Alabama in 2008.

PERSONAL DATA

Born Nov. 24, 1970 ... he and his wife, Leslie, have three children, Cameron, Jalen and Kennedy.

- In his first season as an assistant coach in 2018, he helped Clemson win a national championship and set a school record with 54 sacks, the third most by any FBS team since 2000. The unit led the nation in sacks and tied for the national lead in tackles for loss (136).
- Helped Clelin Ferrell, the No. 4 pick in the 2019 NFL Draft, win the Ted Hendricks Award and ACC Defensive Player of the Year while earning consensus All-America status in 2018. Fellow starter Austin Bryant took home third-team All-ACC honors and Cotton Bowl Most Outstanding Player.

HALL'S COACHING RECORD

Year	School	Position(s)	W-L	Bowl(s)
2015	Clemson	DA	14-1	Orange, CFPNCG
2016	Clemson	DA	14-1	Fiesta, CFPNCG
2017	Clemson	DA	12-2	Sugar
2018	Clemson	DE	15-0	Cotton, CFPNCG
2019	Clemson	DE	14-1	Fiesta, CFPNCG
2020	Clemson	DE	10-2	Sugar
2021	Clemson	DE	10-3	Cheez-It
2022	Clemson	DE	11-3	Orange

Years as a full-time college coach:.....5
 Winning seasons:.....5
 Bowl seasons:.....5
 Record as an assistant coach:.....60-9 (.870)
 Record at Clemson:.....60-9 (.870)
 Overall on-staff record at Clemson:.....100-13 (.885)

- Served as a defensive analyst in 2015 and 2016 and as a senior defensive analyst in 2017, helping the Tigers to a 40-4 record, three ACC championships and three College Football Playoff berths in those three seasons. In his first four years at Clemson, the Tigers faced Alabama, his alma mater, in the postseason. Clemson faced Alabama just once in the 40 years prior to his arrival at Clemson.
- Clemson finished in the top four of the AP and coaches polls in every season from his arrival in 2015 through 2020, the longest streak in Clemson history. Clemson has been ranked in the top 5 of the AP Poll in 89 of a possible 114 polls in his tenure (78.1 percent), trailing only Alabama for the most in that time frame. That includes a 57-poll streak from 2017-21, the second-longest streak in AP Poll history.
- His relationship with Head Coach Dabo Swinney dates to their college careers at Alabama. Both were members of the 1992 national championship team. Hall earned first-team All-SEC honors in 1992 and was a UPI Honorable Mention All-American. He was captain of Alabama's 1993 team and was named to the Alabama All-Decade team for the 1990s.
- The Alabama native led the 1992 Crimson Tide national championship team in tackles (70), including eight tackles for loss and five sacks. He added 76 tackles as a senior in 1993. He was named first-team All-SEC by the coaches in both seasons.
- Alabama had a 40-9-1 record during his four seasons and played four bowl games. The Crimson Tide won three of those bowl games, including a 34-13 victory over Miami (Fla.) in the Sugar Bowl at the end of the 1992 season that gave Alabama the national championship.
- Drafted by the Houston Oilers and played in the NFL for nine seasons and 101 games from 1994-02. His top year came in 2001 when he had 62 tackles for the Vikings, tied for fifth on the team. He started 13 games and played all 16 games that year, helping the Vikings to the second round of the playoffs.
- Upon his retirement as a player, began his career as a volunteer coach at Centennial High School in Franklin, Tenn. He then did an internship with the Tennessee Titans through the NFL Diversity Coaching Fellowship. In this role, he observed NFL coaches and worked with them to evaluate players.
- Worked as a recruiting coordinator and professional performance director at D1 Sports Training & Therapy. He coached football and served as the strength & conditioning coach at Christ Presbyterian Academy before moving on to his career at The Ensworth School.
- Came to Clemson prior to the 2015 season after seven years as linebackers coach and fitness instructor at The Ensworth School.
- Attended Valley (Ala.) High School, where he played quarterback and defensive back. As a senior, he totaled 1,110 rushing yards and 20 touchdowns. He also had 20 interceptions on the way to winning all-state honors.



ASSISTANT COACHES



C.J. SPILLER

- **RUNNING BACKS**
- **4TH SEASON ON CLEMSON STAFF**
- **CLEMSON '09**

- Named as Clemson's running backs coach on Feb. 5, 2021.
- Served as an unpaid coaching intern during the 2020 season
- In 2022, helped Will Shipley become the first player in ACC history to earn first-team all-conference honors at three different positions (running back, all-purpose and specialist) and be named as one of four finalists for the Paul Hornung Award, given annually to the nation's most versatile player.
- With 15 rushing touchdowns as a sophomore, Shipley joined Clemson's Travis Etienne, Louisville's Lamar Jackson and North Carolina's Giovanni Bernard as the only ACC players since 2000 to rush for at least 11 touchdowns in both their freshman and sophomore seasons.
- Also mentored Shipley as the second-year back became Clemson's first Academic All-American since 2012.
- In his first season in an on-field role in 2021, he had two different rushers (Shipley and Kobe Pace) reach 500 rushing yards, giving Clemson multiple 500-yard rushers for the sixth time in a seven-year span.
- Shipley led Clemson in rushing touchdowns (11), total touchdowns (11), rushing attempts (149) and rushing yards (739) in 2021, becoming the first Clemson player other than Travis Etienne or Wayne Gallman to lead Clemson in rushing since 2013 (Rod McDowell) when Shipley was in fifth grade.
- Shipley's 11 rushing touchdowns passed Spiller (11 in 2006) for the second-most by a Clemson true freshman since 1972 and finished two shy of the Clemson true freshman record (Travis Etienne, 13 in 2017).

THE SPILLER FILE

PLAYING EXPERIENCE

Lettered four years (2006-09) as a running back at Clemson ... selected to College Football Hall of Fame Class of 2021 ... Clemson Athletic Hall of Fame class of 2020 inductee ... eight-year NFL veteran selected No. 9 overall by Buffalo in the 2010 NFL Draft.

BOWL PARTICIPATION AS A PLAYER

2006 Music City Bowl ... 2007 Chick-fil-A Bowl ... 2008 Gator Bowl ... 2009 Music City Bowl.

EDUCATION

Degree in sociology from Clemson in 2009.

PERSONAL DATA

Born Aug. 5, 1987 ... married to his wife, Daysha, and has a daughter, Shania, and son, Cade.

- In 2020, assisted the Tiger coaching staff that helped Travis Etienne become a consensus All-American as an all-purpose/athlete selection, becoming the 29th player ever to earn consensus All-America honors at Clemson and the school's 31st total consensus selection. Spiller and Etienne comprise two of Clemson's three all-time consensus All-Americans at the running back position.
- While on staff in an unpaid role, watched Etienne break Clemson single-season records for a running back in receptions (48) and receiving yards (588) and tie the running back mark for 100-yard receiving games (two) while adding two receiving touchdowns. Etienne joined Stanford's Christian McCaffrey, Oklahoma's Joe Mixon

SPILLER'S COACHING RECORD

Year	School	Position(s)	W-L	Bowl(s)
2020	Clemson	Int.	10-2	Sugar
2021	Clemson	RB	10-3	Cheez-It
2022	Clemson	RB	11-3	Orange


Years as a full-time college coach:	2
Winning seasons:	2
Bowl seasons:	2
Record as an assistant coach:	21-6 (.778)
Record at Clemson:	21-6 (.778)
Overall on-staff record at Clemson:	31-8 (.795)

and Penn State's Saquon Barkley as the only Power Five players to post 900 rushing yards and 500 receiving yards in a single season since 2015.

- Stands as one of the most decorated and beloved players in Clemson history from his four-year career as a running back for the Tigers from 2006-09.
- Was selected for induction into the College Football Hall of Fame as a member of the Class of 2021, earning the distinction in only his second year of eligibility.
- Became Clemson's eighth inductee in the College Football Hall of Fame, joining four coaches (John Heisman, Jess Neely, Frank Howard and Danny Ford) and three players (Banks McFadden, Terry Kinard and Jeff Davis). At the time of his selection, Spiller became one of only 1,038 players and 223 coaches immortalized in the Hall, putting him at the time in the top 0.02 percent of those who have played or coached the sport.
- Inducted into both the Clemson Athletic Hall of Fame and South Carolina Athletic Hall of Fame in 2020 for his immense contribution to athletics at both the university and state levels.
- His historic college career culminated with a senior season in 2009 in which he finished sixth in Heisman Trophy voting after winning ACC Player of the Year and being selected as a unanimous first-team All-American. He became the first player in the history of the Walter Camp All-America team to be first or second-team All-American at two positions in the same year.
- Still holds ACC single-season and career records for all-purpose yards, posting 2,680 in 2009 and finishing his career with 7,588, which was second-most in FBS history at the time of his graduation.
- Recorded 21 career touchdowns covering at least 50 yards and had an ACC-record eight kick returns for touchdowns in his career.
- Was also a three-time All-American in track and first-team strength All-American in 2008.
- Entered the coaching ranks after an eight-year NFL career from 2010-17 after being the ninth overall selection in the 2010 NFL Draft by the Buffalo Bills.
- His NFL career included tenures with the Bills, New Orleans Saints, Seattle Seahawks, New York Jets and Kansas City Chiefs, and he was a Pro Bowl selection in 2012. He and college teammate Jacoby Ford remain the only Clemson products ever to record multiple rushing touchdowns, multiple receiving touchdowns and multiple kick return touchdowns during an NFL career.
- Head Coach Dabo Swinney upon Spiller's hire: "He is one of the greatest ambassadors that we've had for our program for a long time, and now for him to be able to come back and be able to sow seeds into these young men and teach all the things he's learned throughout his career, there's not a guy on this staff that's more committed and more ALL IN for Clemson than C.J. Spiller, that's for sure... To have C.J. out on the road recruiting and have him leading these young men day in and day out is something I'm really, really excited about."
- Graduated from Clemson with a degree in sociology in three-and-a-half years on Dec. 17, 2009, receiving a standing ovation from the Clemson University Board of Trustees, the first such occurrence for a student-athlete.



FOOTBALL SUPPORT STAFF



STEPHONE ANTHONY

**DEFENSIVE GRADUATE ASSISTANT
2ND SEASON ON CLEMSON STAFF
CLEMSON '14**

TIGERS

Stephone Anthony is in his second season as a defensive graduate assistant at Clemson in 2023.

Anthony starred at linebacker for Clemson from 2011-14, as his 2,264 career defensive snaps currently rank third-most by a Clemson linebacker all-time. A two-time All-ACC selection who led Clemson in tackles in 2013 and 2014, Anthony helped anchor Clemson's defense that ranked No. 1 nationally in total defense in his senior season in 2014 (260.8 yards allowed per game).

The New Orleans Saints selected Anthony in the first round (No. 31 overall) of the 2015 NFL Draft. He spent six seasons in the NFL with the Saints, Miami Dolphins, New York Jets and Arizona Cardinals before entering the coaching ranks upon his return to Clemson in early 2022.

Anthony graduated from Clemson in December 2014 with a degree in sociology.



ALEX BINA

**DIRECTOR OF APPLIED SCIENCE
6TH SEASON ON CLEMSON STAFF
PENN STATE '13**

TIGERS

Alex Bina is in his sixth season as the football program's Director of Applied Science and his eighth season assisting Clemson overall in 2023.

Bina helped develop - and now operates - the Clemson Applied Science Lab (CASL), a state-of-the-art recovery and quantitative analysis space at the Allen N. Reeves Football Complex that was expanded in 2022 as part of Clemson's "100 Yards of Wellness" project.

During his tenure, he has implemented programs to evaluate and optimize athletic development using GPS sensors, motion capture technology, augmented reality and high-speed data collection.

Bina earned his undergraduate degree in bioengineering and biomedical engineering from Penn State in 2013. He earned his Ph.D. from Clemson in 2022.



TAJH BOYD

**OFFENSIVE PLAYER DEVELOPMENT
3RD SEASON ON CLEMSON STAFF
CLEMSON '13**

TIGERS

Tajh Boyd is in his third season assisting with offensive player development in 2023 after his standout playing career with the Tigers.

Boyd was a record-setting quarterback for the Tigers from 2010-13, setting school career marks in nearly every passing category, including completions (901), passing yards (11,904) and passing touchdowns (107) as well as in touchdown responsibility (133). The three-time All-ACC pick and 2012 AFCA first-team All-American won ACC Player of the Year in 2012, and he finished his career as a finalist for the Unitas and Manning Awards as one of Clemson's team captains in 2013.

Boyd graduated from Clemson in 2013 with a degree in sociology.



JOEY BATSON

**DIRECTOR OF STRENGTH & CONDITIONING
27TH SEASON ON CLEMSON STAFF
NEWBERRY '85**

TIGERS

Joey Batson is entering his 38th year as a Strength & Conditioning Coach at the collegiate level and 27th year as the Director of Strength Training at Clemson University in 2023. He has served as a head strength and conditioning coach 34 of his 38 years of service.

Batson was named Master Strength and Conditioning Coach by the Collegiate Strength and Conditioning Coaches Association (CSCCA) in May of 2009. This honor is the highest given in the strength and conditioning coaching profession.

Not only does Batson bring professional experience to the position at Clemson, he brings experience as a football player at the college level. The Travelers Rest, S.C. native was a tight end at The Citadel in 1979 before transferring to Newberry, where he was a two-year letterman and team co-captain as a senior.

Batson earned his degree in physical education from Newberry and his master's degree in education from Clemson in 1988. Prior to his collegiate career, Batson was named to the 1977 South Carolina High School All-State football team as a defensive end.

As of the conclusion of the 2022 season and prior to the 2023 NFL Draft, during his time as Clemson's Director of Strength and Conditioning, Batson has coached 75 All-Americans; 229 All-ACC selections; 25 national award winners; 52 Strength and Conditioning All-Americans; 20 NFL first-round draft picks; 102 NFL Draft picks; 31 ACC yearly honorees and 12 Super Bowl champions. He has helped Clemson to 24 bowl games, 17 Top-25 finishes, eight Top-10 finishes, eight ACC Championships, nine ACC Atlantic Division Championships (plus an additional championship game berth in a division-less season in 2020), six College Football Playoff appearances, four National Championship Game appearances and two National Championships.

Batson is married to the former Susan Malone of Greenville, S.C. The couple has two children: Michael, a former Clemson punter, and Ben, a former quarterback and safety for the Tigers who has since moved into strength & conditioning coaching as well.



Da'QUAN BOWERS

**DEFENSIVE PLAYER DEVELOPMENT
3RD SEASON ON CLEMSON STAFF
CLEMSON '19**

TIGERS

Da'Quan Bowers is in his first season as a full-time staff member at Clemson, returning to his alma mater in January 2023 in a defensive player development role after spending the previous three seasons as South Florida's defensive line coach.

Bowers' decorated college career at Clemson from 2008-10 culminated in him earning unanimous All-America honors as a junior in 2010. That year, the former No. 1 overall recruit in the country earned the Bronko Nagurski Trophy as college football's top defensive player, the Ted Hendricks Award as the nation's top defensive end and the ACC's Defensive Player of the Year award.

Bowers was selected by Tampa Bay in the second round of the 2011 NFL Draft. He played five seasons in Tampa and played the 2017 CFL season for the Edmonton Eskimos. In 2018, he entered the coaching ranks as a volunteer student assistant while completing his Clemson degree in parks, recreation and tourism management.

A native of Bamberg, S.C., Bowers is married to his wife, Monique, and has three children: a daughter, Karsyn, and sons, Truth and Brave.



DANIEL BOYD

**DEFENSIVE PLAYER DEVELOPMENT
8TH SEASON ON CLEMSON STAFF
CLEMSON '18**

TIGERS

Daniel Boyd is in his third season assisting with defensive player development and in his eighth season with the program overall in 2023. Boyd transitioned into the role in 2021 after serving as a defensive student coach from 2016-18 and as a video graduate assistant from 2019-20.

From 2009-15, Boyd served as a sniper in the U.S. Army with two combat tours to Afghanistan. A native of Lamar, S.C., he is married to his wife, Heather, and the couple has two sons, Andrew and William.



ROBBIE CALDWELL

**DIR. OF HS RELATIONS & SOPHOMORE TRANSITION
13TH SEASON ON CLEMSON STAFF
FURMAN '77**

TIGERS

Robbie Caldwell is in his second season as Clemson's Director of High School Relations and Sophomore Transition in 2023 after spending the 44 previous years as an on-field coach at the college level. At the time of his transition from on-field coaching to administration after the 2021 season, Caldwell had coached 532 career college games.

Caldwell joined Clemson as its offensive line coach in 2011, helping the Tigers to a 131-21 record, 11 10-plus win seasons, seven ACC titles, four appearances in the national championship game and two national titles in his 11 seasons guiding the unit. In his final seven seasons, Caldwell's unit produced 25 all-conference selections, the second-most of any Power Five program in that span.

Caldwell helped guide Dalton Freeman (2012), Tyrone Crowder (2017), Mitch Hyatt (2017-18), John Simpson (2019) and Jackson Carman (2020), including consensus status for Hyatt in 2018 and Simpson in 2019. The consecutive selections by Hyatt and Simpson represented Clemson's first back-to-back consensus honors on the offensive line since Stacy Long and Jeb Flesch accomplished the feat in 1990 and 1991.

Before coming to Clemson, Caldwell coached offensive lines at Furman (1978-85), NC State (1986-99), North Carolina (2000-01) and Vanderbilt (2002-09) prior to serving as Vanderbilt's head coach in 2010.

Caldwell was a three-year letterman as a center at Furman from 1973-75, earning team MVP honors in his final season. To date, he is the only center in Furman history to earn team MVP honors. In 1977, he served as an assistant football coach and head baseball coach at Hanahan (S.C.) High School before beginning his collegiate coaching career as a student assistant coach at Furman under Art Baker in 1976. He became Furman's full-time offensive line coach in 1978 and was inducted into the Furman Athletic Hall of Fame in 2019 for his contributions as both a player and coach.

A native of Pageland, S.C. and a 1977 Furman graduate, Caldwell is married to his wife, Nora, and has a daughter, Emsley.

FOOTBALL SUPPORT STAFF



TYLER CLEMENTS

DIRECTOR OF RECRUITING STRATEGY
8TH FULL SEASON ON CLEMSON STAFF
WEST VIRGINIA '15

TIGERS

Tyler Clements is in his eighth season guiding on-campus recruiting for Clemson and his second as Director of Recruiting Strategy in 2023. He previously served as Director of On-Campus Recruiting and Coordinator for Recruiting Operations, respectively, after beginning his tenure as an intern during the 2015 season.

Clements assists with recruiting graphics/video and communication plans on an annual basis. Along with day-to-day recruiting department activities, he oversees all on-campus recruiting events, such as official and unofficial visits, the All-In Cookout and junior days.

Clements, the son of Clemson University president Jim Clements, graduated from West Virginia in 2015 with a degree in business leadership and political science. He married the former Margot Murray in the summer of 2020, and the couple has a daughter, Eliza, and a son, Tee.



CARSON CRAMER

OFFENSIVE PLAYER DEVELOPMENT
1ST SEASON ON CLEMSON STAFF
OKLAHOMA STATE '15

TIGERS

Carson Cramer is in his first season serving Clemson in an offensive player development role in 2023.

Prior to arriving at Clemson, Cramer spent four seasons in offensive quality control under the late Mike Leach, including one season at Washington State (2019) and three seasons at Mississippi State (2020-22). He spent one season serving in a similar role at Kansas, working alongside current Clemson offensive coordinator Garrett Riley in 2018.

Cramer was a volunteer student assistant at Oklahoma State from 2012-15 while earning a bachelor's degree in management. He then moved into an offensive graduate assistant position from 2016-18, including a 2017 season in which the Cowboys' 568.9 points per game ranked second nationally.

Cramer is married to his wife, Ashley.



COREY CRAWFORD

DEFENSIVE PLAYER DEVELOPMENT
2ND SEASON ON CLEMSON STAFF
CLEMSON '14

TIGERS

Corey Crawford is in his second season assisting Clemson's defense and his first in defensive player development after returning to Clemson as a graduate assistant in 2022.

A four-year letterman at Clemson along the defensive line from 2011-14, Crawford spent six seasons playing professional football, beginning his career in 2015 as an undrafted free agent with the team known currently as the Washington Commanders. His professional career also included tenures with the Columbus Lions (2017) and Carolina Cobras (2019) of the National Arena League, the Memphis Express of the Alliance of American Football (2019), and the Houston Roughnecks of the XFL (2020).

Crawford graduated from Clemson in 2014 with a degree in parks, recreation and tourism management.



TYRONE CROWDER

OFFENSIVE PLAYER DEVELOPMENT
3RD SEASON ON CLEMSON STAFF
CLEMSON '17

TIGERS

Tyrone Crowder is in his second season in an offensive player development role at Clemson after originally rejoining his alma mater as an offensive graduate assistant prior to the 2021 season.

Crowder entered the coaching ranks at the high school level, serving as offensive line coach at Daniel High School in Central, S.C. for three seasons from 2018-20, helping Daniel to the 2020 Class AAA championship. He also served as a special education aide at R.C. Edwards Middle School in Central.

Crowder was a four-year letterman at guard for Clemson from 2014-17, starting 41 of the 48 games in which he appeared. A three-time All-ACC selection, he started on Clemson's national championship team in 2016 and earned third-team All-American honors from the Associated Press in 2017.

Crowder earned his degree in sociology from Clemson in 2017.



JEFF DAVIS

ASSISTANT AD • FOOTBALL PLAYER RELATIONS
20TH SEASON ON CLEMSON STAFF
CLEMSON '84

TIGERS

As part of his 20 years with Clemson's football program and 24 years with the university, Jeff Davis is in his 15th year as Assistant Athletic Director of Football Player Relations and External Affairs in 2023. Davis oversees the player relations arm of Clemson Football, entitled P.A.W. Journey. A natural outgrowth of his spirit of leadership, Davis founded P.A.W. Journey to cultivate Clemson's football scholar-athletes into first-class men and world-class leaders through personal growth, life skills and professional development.

During the six years prior to his current position, Davis served as the Assistant Athletic Director for Major Gifts, where he helped fundraise major gifts for the WestZone Club at Memorial Stadium. He also served as the primary spokesman for Clemson University's Call Me MISTER Program in the role of field director from 1999-2003.

Davis was an All-American linebacker from 1978-81 and captained the Tigers during their 1981 national championship run. "The Judge" registered a then-Tiger-record of 175 tackles in 1981. That same season, he became just the third defensive player in ACC history to be named league MVP. Davis had 14 tackles as Clemson topped Nebraska, 22-15, in the 1982 Orange Bowl to claim its first national title.

A fifth-round draft pick by Tampa Bay in 1982, Davis went on to play six seasons in the NFL. During his time as a professional football player, he also completed his Bachelor of Science in Industrial Education and graduated from Clemson in 1984.

In 1995, he became the fourth member of the Clemson Ring of Honor and was named to Clemson's Centennial Team in 1996. In 2002, he was named to the ACC's 50-Year Anniversary team. In 2007, Davis was accorded the highest honor attainable for a college player when he was inducted into the National Football Foundation's College Football Hall of Fame.

In 1999, he returned to Clemson as Field Director of Call Me MISTER, a program that seeks to increase the pool of available teachers from broader, more diverse

backgrounds, particularly among South Carolina's lowest performing elementary schools. In 2001, during his appearance on The Oprah Winfrey Show, he was awarded \$100,000 for Call Me MISTER from Oprah Winfrey's Angel Network.

Davis is the president of Goal Line Stand, which supports young people and adults who seek to remain committed to values that shape and govern their lives. He is also an ordained pastor who currently pastors FreeWay Church of Clemson with his wife, Joni. He and Joni, who he met while attending Clemson, are the proud parents of their six children, Jeneé, Jourdan, Judea, Jeuel, Jedidiah ("JD") and Judah, and the couple is the blessed grandparents of a grandchild, Doren. All have obtained degrees from Clemson, bringing the total of Clemson degrees in the Davis family to 10, including seven bachelor's and three master's degrees. Continuing his legacy in Clemson athletics, his third daughter, Judea, played forward for the Clemson Women's Soccer Team, and his twin sons, JD and Judah, were also linebackers on Clemson's 2016 and 2018 national championship teams.



MIKE DOOLEY

DIR. OF FB ADMIN. & PLAYER PERSONNEL
19TH SEASON ON CLEMSON STAFF
FURMAN '98

TIGERS

Mike Dooley is in his 19th year with the Tiger football program in 2023 and serves as director of football administration and player personnel.

Dooley is responsible for overseeing the day-to-day operations of the program and team travel including bowl games. His role also includes daily administration and management of all team personnel including student-athletes, as well as serving as the summer camp director. Since 2016, he has also served in a national capacity as a member of the College Football Playoff Advisory Committee.

Dooley served two years (2005-06) as a video graduate assistant (defense) and two years (2007-08) as an offensive graduate assistant coach at Clemson. He also served as interim tight ends coach in 2008.

Dooley worked as an assistant coach at Greenville (S.C.) High School from 1998-04 before. His responsibilities included defensive coordinator from 2000-04 and assistant head coach in 2004. Greenville High had a 33-4 overall record in his last three years, including a 12-1 mark in 2003. His background also includes his tenure as an assistant coach for the Carolina Rhinos of the af2 league in 2002, when his responsibilities included coaching the defensive backs.

Dooley, a native of Toccoa, Ga., lettered as a defensive end at Furman from 1993-95 and had a sack at Clemson in 1994. He was also an academic honor roll member and received his degree in health & exercise science from Furman in 1998.

He is married to the former Allison Woodlee, a 2003 graduate of Clemson. They have a daughter, Eliza, and son, Austin.



JODY EVANS

SPECIAL TEAMS ANALYST
2ND SEASON ON CLEMSON STAFF
ALABAMA '94

TIGERS

Jody Evans is in his second full season at Clemson and his first as a special teams analyst in 2023 after initially joining the program in December 2021.


FOOTBALL SUPPORT STAFF

Evans began his coaching career at Tennessee-Martin, coaching multiple all-conference wide receivers in 1995 and moving to a position coaching outside linebackers for 1996. In 1997, he worked with the secondary and special teams at Louisiana-Monroe.

Evans then became an accomplished high school coach and administrator prior to joining the Tigers as Assistant Director of Football Operations prior to the 2021 Cheez-It Bowl. He coached at Tuscaloosa County (Ala.) High School in 1997 before a 20-year run at University School of Jackson (Tenn.) from 1998-2018, including spending the last 10 years as the school's athletic director. He then returned to the state of Alabama, coaching at Northside Methodist Academy in 2019 and Cottonwood High School in 2020 before re-entering the college ranks.

Evans played defensive back at Alabama from 1989-91. He finished his career as a safety at UAB in 1992-93. He earned his bachelor's degree in education from Alabama in 1994.

Evans is married to his wife, Paige, and has a son, Jackson, and daughter, Hollin.



ZACH FULMER

**DIRECTOR OF RECRUITING OPERATIONS
10TH SEASON ON CLEMSON STAFF
CLEMSON '13**

TIGERS

Zach Fulmer is entering his 10th season on Clemson's support staff and his second as Director of Recruiting Operations in 2023.

Fulmer joined Clemson's staff in 2014 as a recruiting intern before serving as a defensive video graduate assistant from 2015-16 and as an on-field graduate assistant from 2017-19, helping Clemson to a 69-5 overall record and two national championships in his time as a graduate assistant. He then contributed in a variety of recruiting roles, including as Assistant Director of Recruiting Operations in 2020 and Assistant Director of Football Scouting/Recruiting Assistant in 2021 before transitioning to his current role for 2022.

Fulmer played football at Clemson from 2012-14 and graduated with a degree in sports marketing. He also earned master's degrees in human resource development and athletic leadership. He was a member of the 2012 team that defeated LSU in the Chick-fil-A Bowl and the 2013 team that defeated Ohio State in the Orange Bowl.

A native of Saluda, S.C., Fulmer is married to his wife, Anna, and the couple has a son, Clayton, and a daughter, Ella.



WILL GILCHRIST

**SPECIAL TEAMS PLAYER DEVELOPMENT
1ST SEASON ON CLEMSON STAFF
MEMPHIS '12**

TIGERS

Will Gilchrist is in his first season serving in player development for Clemson's special teams unit in 2023.

Prior to spending the 2021-22 seasons coaching at Evangelical Christian School outside of Memphis, Tenn., Gilchrist served as a special teams analyst at USF, including under former Clemson offensive coordinator Jeff Scott in 2020. He previously spent two seasons at Arkansas, joining the program as Associate Director of Player Personnel in 2018 before transitioning to a defensive graduate assistant role in 2019.

Gilchrist began his coaching career as Offensive Coordinator/Quarterback Coach at Hardin Country High

School in his hometown of Savannah, Tenn. Hardin County made playoff appearances in all four of his seasons there from 2014-17 and won a region championship in 2014.

Gilchrist played at Memphis from 2009-12. He served on special teams in seven games during the 2011 season. After switching from quarterback to wide receiver in 2012, he saw action at wide receiver in the 2012 season. Gilchrist graduated magna cum laude in sports and leisure management.

Coming out of high school, Gilchrist was rated as the No. 1 quarterback in Tennessee and was a Mr. Football finalist in 2008. He also played basketball at Hardin County, scoring more than 1,000 points and dishing out over 500 assists. He is married to his wife, Meredith, with whom he has two children, a son, Hall, and daughter, Guinn.



D.J. GORDON

**DIR. OF FB OPERATIONS & EXTERNAL AFFAIRS
16TH SEASON ON CLEMSON STAFF
SOUTH CAROLINA '08**

TIGERS

D.J. Gordon is in his 16th year with the Clemson football program in 2023. He is in his second year as Director of Football Operations & External Affairs after previously serving as the team's Assistant Director of Football Operations & Creative Media.

In addition to serving a key role in the team's creative media direction and leading many improvement projects for the Allen N. Reeves Football Complex, Gordon has assisted with team travel, team events & day-to-day football operations.

Gordon was a graduate assistant and intern in the equipment room before being named the assistant director of equipment for football in 2013. During his time in the equipment room, he began assisting athletic communications with its social media presence within the football program, leading to the opportunity to be in his current multifaceted role.

Gordon earned his undergraduate degree from South Carolina in 2008 in sports & entertainment management. He completed his master's degree from Clemson in 2011 in educational counseling. He and his wife, Stephanie, reside in Clemson and have two sons, Whit and Lane.



JOHN GRASS

**SPECIAL ASSISTANT TO THE OFFENSE
2ND SEASON ON CLEMSON STAFF
JACKSONVILLE STATE '90**

TIGERS

A veteran with more than three decades of college and high school coaching experience, John Grass is in his second full season as special assistant to the offense at Clemson in 2023.

Grass joined Clemson in an off-field capacity in advance of the team's 2021 Cheez-It Bowl victory. He came to the Tigers following a nine-year head coaching stint at his alma mater, Jacksonville State, the final eight seasons of which he served as the Gamecocks' head coach. In his final campaign, his Gamecocks recorded one of the biggest upsets of the 2021 season, earning a dramatic 20-17 win at Florida State.

Grass joined Jacksonville State in 2013 as Assistant Head Coach/Offensive Coordinator under Head Coach Bill Clark before being tabbed for the head coaching job following Clark's departure for UAB prior to the 2014 season. Grass led JSU to a 72-26 record from 2014-

21, winning six Ohio Valley Conference titles and being named the conference's Coach of the Year in each of his first three campaigns. Grass earned AFCA National Coach of the Year in 2015 after leading the Gamecocks to an FBS national championship game berth.

Prior to joining the college coaching ranks, Grass spent 22 years as an accomplished high school assistant coach and head coach in the state of Alabama. After assistant coaching stops at Ashville High School (1990-92) and Eufaula High School (1993-94), he became Ashville's head coach from 1995-99. After two years as offensive coordinator at Hoover from 2000-01, he would go on to be head coach at Alabama's Albertville (2002), Moody (2003-05), Spain Park (2006-07) and Oxford (2008-12) high schools, posting a high school head coaching career record of 123-60.

Grass earned a bachelor's degree in physical education from Jacksonville State in 1990. He added a master's of physical education from Jacksonville State in 1997 and a specialist degree in administration from Lincoln Memorial University in 2010. He is married to the former Jada Arnold, and the couple has a daughter, Jules, and two sons, Jud and Jace.



LARRY GREENLEE

**ASSOCIATE HEAD STRENGTH & CONDITIONING COACH
28TH SEASON ON CLEMSON STAFF
CLEMSON '95**

TIGERS

Larry Greenlee serves as Associate Head Strength & Conditioning Coach and is entering his 28th year as a strength & conditioning coach at Clemson in 2023. He served as a graduate assistant for two years under Director Joey Batson, and currently supervises assistants, graduate assistants, undergraduate assistants and volunteers under the direction of the Head Strength & Conditioning Coach.

Greenlee began his career as a nationally ranked track and field athlete at NC State. After one year, he transferred to Clemson, accumulating four ACC Championship titles and two national runner-up titles.

As a student, Greenlee earned a Bachelor of Science degree in Management and a Master's degree in Counseling Education from Clemson University.

Greenlee is a member of the NSCA, CSCCa, NASE and the USAW. He is certified as a Sport Performance Coach (SPC) by USA Weightlifting (USAW), specializing in Olympic lifts, Strength and Conditioning Coach Certified (SCCC) by the Collegiate Strength and Conditioning Coaches Association (CSCCa) and is certified by the National Association of Speed and Explosion.

In 2012, Greenlee was named Master Strength & Conditioning Coach (MSCC), the highest honor in the profession, by the Collegiate Strength & Conditioning Coaches Association. He has also served as the Vice Chair on the CSCCa's Certification Committee nine times. In 2017, he was inducted into the D.W. Daniel High School Hall of Fame.

Greenlee is married to the former Shirley Griffin. The couple has two children: DJ, a Clemson graduate and former football letterman, and Sydnee.

FOOTBALL SUPPORT STAFF



PAUL HOGAN

SENIOR ASSISTANT STRENGTH & CONDITIONING COACH
12TH SEASON ON CLEMSON STAFF
ALABAMA '00

TIGERS

Paul Hogan is in his 12th year at Clemson serving as a Senior Assistant Strength and Conditioning Coach under Director Joey Batson in 2023. Hogan earned a Master's degree in management from the University of Alabama in December 2004.

He is a Certified Strength and Conditioning Specialist (CSCS) through the National Strength and Conditioning Association (NSCA), a Strength and Conditioning Coach Certified (SCCC) through the Collegiate Strength and Conditioning Coaches Association (CSCCa), a Master Strength and Conditioning Coach (MSCC), and a Certified Sports Nutrition Consultant (CSNC) through the American Fitness Professionals & Associates (AFPA).

Hogan was a four-year starter at center with Alabama from 1997-2000 and was a three-time All-SEC pick and All-American at center. He started 44 of his 45 career games and also earned Academic All-SEC honors two years.

Following his graduation in 2000, Hogan signed a free-agent contract with the Oakland Raiders.

Hogan spent 2005-06 as an on-field graduate assistant at Clemson. Hogan got his first full-time strength and conditioning job at Samford University in 2007 as Head of Strength and Conditioning for football. He spent seven years at Samford, where he oversaw all aspects of the football training program and performance nutrition. Hogan returned to Clemson in 2012 as a Senior Assistant Strength and Conditioning Coach.

Hogan is a native of Valdosta, Ga., where he attended Valdosta High School. In 2019, Hogan was inducted into the Valdosta High School Hall of Fame. He is married to the former Jennifer Rouzie of Tuscaloosa, Ala., and the couple has two sons, Rouzie and Jackson.



DENNIS LOVE

ASSISTANT STRENGTH & CONDITIONING COACH
13TH SEASON ON CLEMSON STAFF
CATAWBA '00

TIGERS

Dennis Love returned to Clemson in January 2022, rejoining the football program as an assistant football strength and conditioning coach. The 2023 season will be his 13th serving Clemson student-athletes across his two tenures.

The strength and conditioning veteran of two decades served as an assistant strength and conditioning coach at Auburn for the 2021 season after a four-year stint as the associate director of football strength & conditioning at Purdue from 2017-20. He spent the 2015-16 seasons as an assistant strength & conditioning coach with the Denver Broncos, helping the franchise to victory in Super Bowl 50.

Love spent 11 seasons at Clemson from 2004-14, including the final four as the director of Olympic sports strength & conditioning. During his time as director, he oversaw the strength & conditioning for 14 Olympic sports at Clemson while serving as the head strength coach for the baseball, men's soccer and women's volleyball teams.

In his first season working with the baseball program in 2010, Clemson advanced to the College World Series and finished third nationally in the final polls. He also assisted with the football program, working primarily with the defensive line and skill positions.

Love, a native of Cheraw, S.C. who earned a bachelor's degree from Catawba in recreation in 2000, is certified by the Collegiate Strength and Conditioning Coaches Association, the National Association of Speed and Explosion and United States Weightlifting, and he is a Certified Football Performance Specialist. He also holds a master's degree in counselor education obtained from Clemson in 2008.



DEANDRE MCDANIEL

SENIOR DEFENSIVE ASSISTANT
9TH SEASON ON CLEMSON STAFF
CLEMSON '10


TIGERS

DeAndre McDaniel is in his ninth season on staff at Clemson and his second as Clemson's senior defensive assistant after being promoted from defensive analyst in December 2021. Clemson's defense finished in the Top 15 in total defense in each of his first seven seasons on staff and earned Top 3 finishes in scoring defense four times in that span.

Prior to joining Clemson's support staff, McDaniel was one of the top safeties at Clemson in the 2000s. He was a first-team All-America safety in 2009 and third-team selection in 2010. He tied for third in the nation and was first in the ACC in interceptions in 2009. That season, he was the only player in the nation to have at least eight interceptions and 100 tackles.

As a senior, McDaniel, a 2010 Clemson graduate, led the Tigers in interceptions and tackles in 2010. He finished his career with 15 interceptions in his 53 games and was a two-time first-team All-ACC selection. He earned induction into the Clemson Athletic Hall of Fame in 2023.

McDaniel is married to his wife, Talia, and has four children: Deandre Jr., Carson, Londyn and Kross.



SAM OGDEN

DIRECTOR OF VIDEO & TECHNOLOGY
4TH SEASON ON CLEMSON STAFF
JACKSONVILLE STATE '14

TIGERS

Sam Ogden is in his fourth season as Clemson's director of football video after joining the program in early 2020. In this role, Ogden oversees Clemson's football video department, including the shooting, processing and management of all game and practice video as well as producing internal video content for the team and staff.

Ogden joined Clemson after spending two seasons at Arkansas in the same capacity from 2018-19. His service at Arkansas was part of five years he served under former Clemson offensive coordinator Chad Morris, including three years at SMU from 2015-17.

Ogden, a 2014 graduate of Jacksonville State with a degree in communications, worked with Jacksonville State's football team for four years and the men's basketball teams for three seasons. He later earned his master's degree in sports management from the school in 2016. Following his final year at Jacksonville State, Ogden was selected the FCS Video Coordinator of the Year by the Collegiate Sports Video Association (CSVA). He spent the 2014 football season as the video coordinator at the University of South Alabama.

A native of Bellefontaine, Ohio, Ogden is married to his wife, Chloe, and has a son, Lincoln.



DANNY PEARMAN

DIRECTOR OF SCOUTING
17TH SEASON ON CLEMSON STAFF
CLEMSON '87

TIGERS

Danny Pearman is in his 17th season as a full-time member of

Clemson's staff and in his third year as Director of Football Scouting in 2023.

Before transitioning into his current role in 2021, Pearman spent 12 seasons as Clemson's special teams coordinator and tight ends coach from 2009-20 after joining the program in December 2008 in advance of the team's Gator Bowl appearance. In that span, he helped evaluate, recruit and develop several NFL players in his dual role, including 2011 Mackey Award winner Dwayne Allen, two-time Mackey Award finalist Jordan Leggett and Super Bowl champion Bradley Pinion, among others. He also had purview of the team's offensive tackles from 2009-10, helping launch tackle Chris Hairston to a seven-year NFL career.

Prior to transitioning to scouting, Pearman's teams played 29 bowl games in his 29 seasons as a full-time assistant coach, a figure that extends to 32 bowl games in 32 seasons upon inclusion of his three years as a graduate assistant. He started his coaching career as a graduate assistant at Clemson across the 1988-89 seasons, before joining Alabama as a graduate assistant for the 1990 season.

Pearman coached Alabama's offensive tackles and special teams from 1991-97, helping the Crimson Tide to the 1992 national championship. On that squad was wide receiver Dabo Swinney, with whom Pearman would then coach at Alabama from 1993-97. Pearman would go on to coach at Virginia Tech (1998-2005), North Carolina (2006), Duke (2007) and Maryland (2008) before returning to Clemson.

A 1987 Clemson graduate, Pearman played tight end on Clemson's 1986 and 1987 ACC title teams. He is married to his wife, Kristy, and has two sons, Tanner and Trent, and a daughter, Taylor. Trent is a quarterback on Clemson's 2022 team.



ABE REED

SENIOR DIRECTOR OF FACILITY MANAGEMENT
26TH SEASON ON CLEMSON STAFF
HOUSTON '97

TIGERS

The 2023 season marks Abe

Reed's 26th season at Clemson in a variety of capacities since joining the program as a graduate assistant in 1998 and being hired full-time in 2000.

Reed spent 25 seasons serving the equipment needs of Clemson student-athletes, including 10 seasons as the football program's equipment director. In 2022, he added facility management responsibility for the Allen N. Reeves Football Complex and Poe Indoor Facility, and 2023 marks his first season focusing wholly on facility operations.

Reed is a 1997 graduate of Houston, where he earned a biology degree. He was a student manager at Houston before being hired in a full-time capacity serving multiple sports at Clemson. He previously served as the AEMA District III secretary since 2011 and was the AEMA District III Equipment Manager of the Year in 2012.

He is married to the former Holly Hepfer of Sumter, S.C. They have two children, a son, Lance, and a daughter, Lillian.

FOOTBALL SUPPORT STAFF



**PAT
RICHARDS**

DIRECTOR OF ATHLETIC TRAINING
2ND SEASON ON CLEMSON STAFF
TCU '13

TIGERS

Pat Richards is entering his second season as Clemson's Director of Football Athletic Training in 2023.

Prior to joining Clemson, Richards most recently served as Associate Director of Sports Medicine at the University of Houston for the Cougars' 12-2 season and No. 17 final national ranking. His professional experience began as an athletic training intern with the Dallas Cowboys during the 2012 NFL season. In the years to follow, he served as a graduate assistant at Utah (2013-14), as an athletic training intern at Louisville (2015), as an associate athletic trainer at Mississippi State (2016-18) and as the associate director of sports medicine at Louisiana (2019-20) prior to his role at Houston.

Richards earned his bachelor's degree in athletic training from TCU in 2013 before earning a master's degree in exercise and sport science from the University of Utah in 2015.

Upon his hire, Richards became only the fourth person to formally serve as Clemson Football's head athletic trainer since 1948. Clemson Athletic Hall of Famer Herman McGee held the role from 1948-57 amidst his 46 total years of service at Clemson that included roles overseeing athletic grounds and equipment. Though there was no designated head trainer in 1958, legendary long-time Milwaukee/Atlanta Braves trainer Dave Pursley temporarily assisted in that capacity alongside McGee during Clemson's 1958 ACC title season while also assisting MLB farm clubs. Fred Hoover, a Clemson Athletic Hall of Famer and 2002 South Carolina Athletic Hall of Fame inductee, led football training efforts as head athletic trainer from 1959-98. Danny Poole served as Clemson's Director of Sports Medicine across the 1999-2021 football seasons as part of his roughly 40 years at Clemson, after which the South Carolina House of Representatives introduced and adopted a resolution to recognize and honor Poole for his service to Clemson student-athletes in early 2022.

A native of Dallas, Texas, Richards is married to his wife, Stephanie.



**JOE
ROBBINS**

DIRECTOR OF CREATIVE MEDIA
5TH SEASON ON CLEMSON STAFF
GRAND VALLEY STATE '16

TIGERS

Joe Robbins is entering his fifth season at Clemson and his second as Director of Football Creative Media in 2023.

Robbins joined Clemson as its graphic design coordinator prior to the 2019 season and has since overseen graphic design for Clemson's recruiting efforts. His larger contributions to Clemson's broad range of visual media content for prospective student-athletes resulted in his promotion to Director of Football Creative Media following the 2021 season.

Robbins was a four-year letterwinner at Grand Valley State as a wide receiver from 2013-16, helping the Lakers to three appearances in the Division II playoffs. He graduated from Grand Valley State in 2016 with a degree in film and video before spending the 2017-18 seasons as the lead graphic designer for Michigan State's football program.

A native of Petoskey, Mich., Robbins is married to his wife, Meg, and the couple has a daughter, Della.



**ARTAVIS
SCOTT**

OFFENSIVE GRADUATE ASSISTANT
3RD SEASON ON CLEMSON STAFF
CLEMSON '16

TIGERS

Artavis Scott is in his third season as an offensive graduate assistant since returning to his alma mater during the 2021 off-season.

Scott returned to Clemson after spending four seasons in the NFL. He joined the Los Angeles Chargers as an undrafted free agent in May 2017, spending three seasons with the organization. He spent time with the Indianapolis Colts and Houston Texans in 2020.

Before his time in the NFL, Scott was a three-time All-ACC honoree and a Freshman All-American in his three-year career at Clemson spanning 2014-16. He appeared in 43 career games with 36 starts for the Tigers, compiling a school-record 245 catches for 2,480 yards and 19 receiving touchdowns. His 245 career receptions finished fifth in ACC history.

Scott earned his degree from Clemson in communication studies in December 2016.



**ANDREW
SHIPMAN**

VIDEO GRADUATE ASSISTANT
7TH SEASON ON CLEMSON STAFF
CLEMSON '21

TIGERS

Andrew Shipman is in his third season as a video graduate assistant for the offense in 2023 and his seventh season with the program overall.

Shipman served as a student coaching assistant for Clemson from 2017-20. In that role, he assisted with self-scouting and other assorted tasks as the Tigers made College Football Playoff appearances in all four campaigns. Prior to attending Clemson, he assisted current Clemson Passing Game Coordinator/Tight Ends Coach Kyle Richardson during Richardson's tenure as head coach at Northwestern High School in Rock Hill, S.C., helping the Trojans to state titles in 2013 and 2015.

Shipman earned bachelor's degrees from Clemson in both accounting and economics in August 2021, also securing a minor in athletic leadership.



**CHAD
SMITH**

VIDEO GRADUATE ASSISTANT
2ND SEASON ON CLEMSON STAFF
CLEMSON '18

TIGERS

Chad Smith is entering his second season as a video graduate assistant with Clemson's defense in 2023.

Smith played linebacker at Clemson from 2015-19, helping the Tigers to five ACC titles, five consecutive College Football Playoff appearances, four national championship game berths and two national titles. In his final season in 2019, he earned All-ACC Academic and NFF Hampshire Honor Society accolades, and in his penultimate game, he posted 12 tackles to earn Fiesta Bowl defensive MVP honors in a dramatic playoff semifinal win against No. 2 Ohio State.

A native of Sterling, Va., Smith earned a degree in sports communication from Clemson in 2018. The three-time ACC Honor Roll selection added a master's degree in communication, technology and society in December 2019.



**JORDAN
SORRELLS**

SR. DIR. OF RECRUITING & PLAYER DEV.
9TH SEASON ON CLEMSON STAFF
FURMAN '09

TIGERS

Jordan Sorrells is in his ninth season with the Clemson football program, during which time he has held a variety of titles in the team's recruiting department prior to being named Senior Director of Recruiting and Player Development in 2022. Sorrells' list of duties includes management of the prospect evaluation process, organizing prospect visits, prospect communications, coaches recruiting travel logistics and planning and executing recruiting events.

In his first eight seasons at Clemson, Clemson posted a 100-13 overall record with seven ACC titles, six CFP berths, four national title game appearances and two national titles. Clemson's 69 wins from 2015-19 were the most by any team in a five-year span in the AP Poll era and preceded a 2020 recruiting class that ranked No. 1 by ESPN, No. 2 by Rivals and No. 3 by the 247 Composite.

The Greenville, S.C., native came to Clemson in 2014 from Furman, where Sorrells served as director of football operations during the 2011-14 seasons and was a part of the 2013 Southern Conference championship team.

Sorrells earned his degree from Furman in 2009, where he was a two-year starter at quarterback. He holds career records for passing touchdowns and is second in passing yards and completions.

He and his wife, Sarah Kathryn, reside in Clemson and have two sons, Will and Jack, and a daughter, Ellie.



**BILL
SPIERS**

DIRECTOR OF SPECIAL TEAMS
8TH SEASON ON CLEMSON STAFF
CLEMSON '18

TIGERS

Bill Spiers is in his third season as Clemson's director of special teams after having served as a student assistant from 2016-17 and as senior special teams assistant from 2018-20.

Spiers was one of the top baseball players at Clemson from 1985-87. He was the No. 13 overall selection of the 1987 MLB Draft after earning All-America honors. Spiers also played football for the Tigers in 1986 and was the team's starting punter when the Tigers won the ACC Championship.

Spiers went on to play 13 years in the major leagues from 1989-01 with the Milwaukee Brewers, New York Mets and Houston Astros. He played 1,252 games at the major league level.

A native of Cameron, S.C., Spiers had experience coaching high school football and baseball before returning to Clemson as part of the Tiger Trust Program, which provides an opportunity for student-athletes who exhausted their eligibility or left early for a professional opportunity to return to complete their degree. He earned his degree from Clemson at age 51 in 2018.

Spiers is married to his wife, Laura, with whom he has three children, Ashley, Will and Mary Crosby. Ashley serves on the Clemson football staff, and Will was a record-setting punter as a five-year starter for Clemson from 2017-21.

FOOTBALL SUPPORT STAFF



**COLE
STOUDT**

**OFFENSIVE PLAYER DEVELOPMENT
3RD SEASON ON CLEMSON STAFF
CLEMSON '15**

TIGERS

Cole Stoudt is in his third season in an offensive player development role at Clemson in 2023. Stoudt joined Clemson's staff following two seasons as quarterbacks coach at Morehead State from 2018-19 prior to the postponement of the 2020 FCS season.

Stoudt entered the coaching ranks as an offensive graduate assistant at Jacksonville State, assisting the program's quarterbacks for three years from 2015-17 and helping quarterback Eli Jenkins earn OVC Offensive Player of the Year honors in 2015 and 2016. During his time on staff, Jacksonville State won three OVC championships, went 23-0 in the league and appeared in the 2015 FCS title game.

Stoudt was a four-year letterman at quarterback for Clemson from 2011-14, passing for more than 2,600 yards. He was named Most Valuable Player of the 2014 Russell Athletic Bowl after throwing for 329 yards and three touchdowns against Oklahoma. He earned a degree in sociology from Clemson in 2015.

Stoudt is married to his wife, Alexandra, with whom he has a daughter, Ryann, and a son, Cooper.



**ROSS
TAYLOR**

**ASSISTANT AD • FOOTBALL COMMUNICATIONS
6TH SEASON ON CLEMSON STAFF
MISSOURI '10**

TIGERS

Ross Taylor is in his sixth year as director of football communications. He succeeded CoSIDA Hall of Famer Tim Bourret in July 2018 and was just the third director of football communications at Clemson since 1955.

Taylor has guided media relations efforts amid three College Football Playoff berths, including two title game appearances, and has helped promote six consensus All-Americans as well as winners of the Campbell Trophy, Butkus Award, Archie Griffin Award, Disney Spirit Award and Bear Bryant Award. Clemson has received the Super 11 Award for excellence in media relations from the Football Writers Association of America in each of his first five seasons.

Taylor came to Clemson after spending seven years with the team known currently as the Washington Commanders, including the last three seasons as director of communications. He began as a media services assistant with Washington in 2011.

A native of Coppell, Texas, Taylor graduated magna cum laude from the University of Missouri School of Journalism in 2010.



**BRANDON
THOMAS**

**OFFENSIVE GRADUATE ASSISTANT
2ND SEASON ON CLEMSON STAFF
CLEMSON '13**

TIGERS

Brandon Thomas is in his second season as an offensive graduate assistant at Clemson after returning to the program in early 2022.

Thomas played 2,765 offensive snaps at Clemson in his four-year collegiate career spanning the 2010-13 seasons, the 10th-most of any player in Clemson

history at the time of his departure. He was a two-time All-ACC selection, earning first-team honors in 2012 and second-team honors as a team captain in 2013.

After being selected by the San Francisco 49ers in the third round (No. 100 overall) of the 2014 NFL Draft, Thomas spent six seasons in NFL from 2014-19 with the 49ers (2014-15), Detroit Lions (2016-17) and Jacksonville Jaguars (2018-19). He spent the 2020 season as an assistant coach at Daniel High School in Central, S.C., helping the program to the 2021 AAA state title.

Thomas earned a degree in secondary education from Clemson in 2013 and is presently pursuing a master's degree in business administration. He is also a licensed real estate agent.

Thomas and his wife, Colleen, have two daughters, Mary Kate and Leila, and a son, RJ.



**CARTER
THOMASON**

**DEFENSIVE ANALYST
6TH SEASON ON CLEMSON STAFF
CLEMSON '20**

TIGERS

Carter Thomason is in his second season as a defensive analyst in 2023 and in his sixth season with the program overall.

Thomason served as a student coaching assistant for Clemson from 2018-20, assisting in a variety of roles that included contributions to game planning, data management, film study and recruiting. He transitioned into a video graduate assistant role in 2021 before being hired as a defensive analyst in early 2022.

Prior to attending Clemson, Thomason served as a student coach at North Gwinnett (Ga.) High School in 2017, helping his team to a Georgia 7A state title that year.

Thomason earned his bachelor's degree from Clemson in political science in 2020 and added a master's in athletic leadership in 2022.



**MEAGHAN
TURCOTTE**

**DIRECTOR OF PERFORMANCE NUTRITION
1ST SEASON ON CLEMSON STAFF
CLEMSON '18**

TIGERS

Meaghan Turcotte is in her first season as Director of Football Performance Nutrition at Clemson after returning to her alma mater in that role in January 2023.

Prior to her return, Turcotte served in the same role at Miami in 2022. A year earlier, she served in an assistant director capacity at Georgia during the Bulldogs' national championship season in 2021.

Turcotte earned her bachelor's degree in nutrition and dietetics from Clemson in 2018 and added a master's degree in sports nutrition from Georgia in 2019, graduating summa cum laude from both universities. She also worked in the nutrition department for both football programs during her time as a student.

Turcotte completed a dietetic Internship through the University of Houston and is a Registered Dietitian and Licensed Dietitian.

Turcotte is a native of Pepperell, Mass.



**ELIJAH
TURNER**

**DEFENSIVE PLAYER DEVELOPMENT
3RD SEASON ON CLEMSON STAFF
CLEMSON '19**

TIGERS

Elijah Turner is in his third season on Clemson's support staff and his second serving in defensive player development in 2023.

Turner joined Clemson's staff as a defensive graduate assistant in 2021 immediately following a five-year playing career. He began his collegiate career at Presbyterian College, where he played defensive back from 2016-17 and finished second on the Blue Hose in tackles in 2017. Upon Presbyterian's transition to a non-scholarship model, Turner elected to walk on at Clemson, playing in 24 games across the 2018-20 seasons for squads that won a combined 39 games and made three College Football Playoff appearances.

Turner earned his degree in communication from Clemson in 2019 before starting his pursuit of a master's degree in athletic leadership during his final playing season in 2020.



**ANDREW
ZOW**

**SENIOR OFFENSIVE ASSISTANT
3RD SEASON ON CLEMSON STAFF
ALABAMA '01**

TIGERS

Andrew Zow is in his third season at Clemson and his second as the Tigers' senior offensive assistant in 2023.

Zow joined Clemson as an offensive analyst in 2021 with 13 years of coaching experience at the high school level, including stints at Union County (Fla.) High School from 2007-09, Oak Mountain (Ala.) High School in 2011, Montevallo (Ala.) High School from 2012-15, Calera (Ala.) High School from 2016-18, Bessemer City (Ala.) High School in 2019 and Sylacauga (Ala.) High School in 2020, serving as head coach at Union County and in each of his last three stops.

After redshirting in 1997, Zow played collegiately at Alabama from 1998-2001, finishing his career as the program's career leader in pass attempts, completions, pass yards and total offense. He compiled 5,983 career passing yards and 35 touchdowns with the Crimson Tide and helped No. 7 Alabama, a squad for which Dabo Swinney served as wide receivers coach, to a 34-7 win over No. 5 Florida in the 1999 SEC Championship.

Zow graduated from Alabama in 2001 with a degree in sports fitness management and was an Academic All-SEC honoree. The native of Lake Butler, Fla. is married to his wife, Amebriss, and has three children: Andrew Jr., Ashton and Avry.

FOOTBALL SUPPORT STAFF



PAUL ANDERSON
Director of Academics
& Freshman Transition



J.T. BANDY
Assistant Director of
Operations



DILLON BARRON
Assistant Athletic Trainer



JENNIFER BENTON
Director of
Office Operations



BROOKS COCKRELL
Assistant Director
of Creative Media



C.D. DAVIES
NIL Coordinator



JEWEL DAVIS
Director of Like Skills
& Community Service



ANDREW FELDMAN
Assistant Director of
Video & Technology



HENRY GUESS
Assistant Director of
Coaching Video & Technology



ANNA KATE GUNN
Assistant to the Head Coach
& Freshman Transition



RASHARD HALL
Director of Career &
Professional Development



JAMES HAYNES
Assistant Director of
Recruiting Operations



JACKSON JONES
Assistant Director
of Creative Media



ANTOINE McCLAIN
Director of Former Player
Engagement & Development



JAYSE McQUAIG
Assistant Director of Internal
Creative & Technology



KENDALL MERCER
Coordinator for Programming
& Sophomore Transition



KAYLA OWENS
Player Relations
Coordinator



AMY PERALTA
Assistant Director of
Performance Nutrition



REGGIE PLEASANT
Life Coach



DANNY POOLE
Assistant Manager for Football
Administration & Facilities



RYAN ROSS
Director of
Physical Therapy



RICKY SAPP
Strength & Conditioning
Assistant



NICK SAUL
Assistant Athletic Trainer



ASHLEY SPIERS
Executive Assistant
to the Head Coach



MICHAEL TANG
Assistant Athletic Trainer



SHANELLE VALENTINE
Assistant Director of
On-Campus Recruiting



JOSH WALL
Associate Director of Recruiting
& High School Relations



NICK YARID
Director of Equipment



UNIVERSITY PRESIDENT



JIM CLEMENTS

- CLEMSON UNIVERSITY PRESIDENT
- 10TH FULL SEASON AT CLEMSON
- UMBC '85, '91, '93, JOHNS HOPKINS '88

James P. Clements became Clemson University's 15th president on Dec. 31, 2013 after serving as president of West Virginia University. Since his arrival, the value of the Tiger Paw has never been higher, driven by the university's elevated academic reputation and the exposure from Clemson University's athletic success on the national stage.

Under his leadership, Clemson has raised the bar in academics, admissions, enrollment, retention rates, graduation rates, research and diversity. Clements has also led the way in helping to raise more than \$2.5 billion in private funds during his career, including approximately \$1.7 billion since he arrived at Clemson.

Clements is a nationally recognized leader in higher education who has served as president of a university in three different athletic conferences, Big East Conference, Big 12 Conference and Atlantic Coast Conference, where he served as the 2016-17 Chair of the ACC Council of Presidents. He currently serves on the board of directors for the ACC and as one of 11 members on the College Football Playoff Board of Managers.

Clements serves on the board of directors of the American Council on Education, the executive committee for the Council of Competitiveness, the Council of Presidents for the Association of Governing Boards and the Special Olympics International Board. Clements previously served as the Chair of the Board for the Association of Public & Land-Grant Universities.

Prior to his service at WVU, he served as provost and vice president for academic affairs, vice president for

UNDER CLEMENTS' LEADERSHIP

- He has led commencement ceremonies for nearly 61,000 graduates at Clemson. These Clemson graduates represent more than one third of Clemson's 180,000 living alumni.
- Freshman applications have more than tripled since his arrival to more than 60,000 in 2023.
- Clements has helped raise more than \$2.5 billion in private funds, including approximately \$1.7 billion since he arrived at Clemson, resulting in record-breaking fundraising every year.
- The value of the Clemson Foundation Endowment has doubled since Clements arrived at Clemson and surpassed \$1 billion for the first time in 2021.
- Total research expenditures reached an all-time high of \$263 million this past year.
- Clemson achieved and was re-affirmed Carnegie R1 for highest research activity.
- Nearly \$2 billion has been invested in new or renovated facilities.
- Clemson is on more than 100 top-20 lists, including "Happiest Students," "Great Career Services," "Most Trusted Universities" and "Best Alumni Network."

Economic Development & Community Outreach and as the Robert W. Deutsch Distinguished Professor of Information Technology at Towson University, the second largest university in the University System of Maryland, where he was a four-time winner of the Faculty Member-of-the-Year Award, given by Towson students.

Clements holds a bachelor of science degree in computer science as well as a master's degree and Ph.D.



in operations analysis from the University of Maryland, Baltimore County. He also holds a master's degree in computer science from Johns Hopkins University's Whiting School of Engineering and was awarded an honorary degree as Doctor of Public Education from his alma mater, UMBC. His Successful Project Management book is now in its seventh edition and is published in multiple languages and used in numerous countries.

Clements was born in Arlington, Va., but spent the majority of his life in Maryland before relocating to West Virginia and then Clemson. He and his wife, Beth, have been married for 32 years and have four children and five grandchildren.



THE CLEMENTS FAMILY (FROM LEFT TO RIGHT) - HANNAH, MAX, EVA, SKITTLES, BETH, GRACE, JIM, ELIZA, TEE, TYLER, MARGOT, CANNON, RONAN AND MAGGIE. NOT PICTURED - TANNER.

DIRECTOR OF ATHLETICS



GRAHAM NEFF

- DIRECTOR OF ATHLETICS
- 2ND FULL SEASON AS DIRECTOR OF ATHLETICS AT CLEMSON
- 11TH FULL SEASON AT CLEMSON
- GEORGIA TECH '06

Graham Neff was named Clemson's 14th Director of Athletics on Dec. 23, 2021 in the midst of his ninth year at Clemson and is now in his second year in the role.

His first year in Tigertown was at full speed, as he oversaw significant facility development, including investments at football and a women's sport expansion project to house Clemson's new lacrosse and gymnastics teams. He led the bringing of Clemson's multimedia rights in-house, developed a comprehensive NIL program and launched a streaming service, Clemson+. IPTAY has seen record-breaking growth in the past year, which included the largest gift in IPTAY history.

The 39-year-old has been in senior leadership positions within Clemson Athletics since 2013, including as chief financial officer and director of capital projects prior to his most recent role as deputy director of athletics. Neff has helped oversee the build and financing of more than \$200 million in facility improvements, aided in the continued development of IPTAY, and served as a sport administrator for football and men's basketball.

Neff works consistently with key university stakeholders, including the university Executive Leadership

Team, Board of Trustees, IPTAY Board of Directors, Athletics Council, as well as several university committees and appointments.

During his time as a sport supervisor, the football program won two national championships, the men's basketball program made a pair of NCAA Tournament appearances, including a Sweet 16 run in 2018. Academically, Clemson's graduation success rate has been above 91 percent for seven consecutive years, and student-athlete total GPA has been above 3.0 for nine straight semesters.

Neff has helped develop several key areas of the department, including the financial philosophy, fundraising, student-athlete welfare, and external operations management, and in 2019 was named one of Sports Business Daily's Power Players and in 2021 was named to SBJ's 40 Under 40 list.

Prior to his role as Deputy AD, he joined Clemson in 2013 as Associate AD of Finance and Facilities. Before Clemson, Neff served two-plus years in several senior administrative roles at Middle Tennessee State Athletics, with emphasis in finance, facilities and external operations.



A civil engineering graduate of Georgia Tech, he served as a student manager for Coach Paul Hewitt and the men's basketball program, advancing to a Final Four in 2004. Neff worked in the Financial Advisory Services group at Deloitte and Touche from 2006 to 2008, prior to returning to a finance and ticketing role at the Georgia Tech Athletic Association. He earned an MBA from Georgia Tech in 2010.

Neff and his wife Kristin have three sons, Grady and twins Emmett and Nolan.



IPTAY, founded in 1934, was one of the first scholarship fundraising organizations in college athletics. Its roots trace back to Oct. 16, 1931 following a surprising 6-0 football loss against The Citadel.

After the game, Captains Frank Jervey and Pete Heffner along with Head Coach Jess Neely and Assistant Coach Joe Davis met in a car outside the stadium in Florence, S.C. to discuss various ways Clemson could establish its football program to a competitive status.

Shortly after the meeting, Dr. Rupert Fike offered his help after corresponding with Jervey. Neely believed he could run a successful football team if he was provided a \$10,000-a-year increase in scholarships.

Initially, Jervey called for members to pay \$30 a year, but Fike recommended a smaller amount of money, which he believed would lead to more members joining. Fike charged 100 people to step forward and pay \$10 a year, which is where the name IPTAY (I Pay Ten A Year) originated.

In 1934, the first year of IPTAY, over \$1,600 was raised. Some donors negotiated payments in the form of bartering



because of the Great Depression. Milk, sweet potatoes, turnip greens and other goods were accepted in an attempt to build a solid membership base.

However, the hard work of Fike and his colleagues began to pay off in the 1939 season, as the Tigers went to their first bowl game, the 1940 Cotton Bowl, where they beat Boston College 6-3 and finished in the top 25 of the AP poll. Coincidentally, IPTAY reached Neely's \$10,000 goal for the first time in 1939.

In more recent years, IPTAY's growth of support for Clemson student-athletes has continued to elevate. In addition to athletic scholarships, IPTAY also provides funding for new and upgraded facilities, strength & conditioning, nutrition services, life skills and more. IPTAY is also a strong supporter of Tiger Band,

providing funding for new uniforms and travel expenses.

IPTAY is considered by many to be the father of athletic fundraising. It was the first organization in the nation to build and fund an academic support facility solely for educational resources for student-athletes.

Vickery Hall opened in 1991 and established itself as a nationally-recognized program for student-athlete support. The program moved to the Nieri Family Student-Athlete Enrichment Center at the west endzone of Memorial Stadium in 2017.

The IPTAY Collegiate Club, started in 1997, continues to be the model student fundraising organization in the country. Additionally, the IPTAY Tiger Cub Club allows children to be mem-

bers of IPTAY at a young age. The IPTAY REP volunteer program continues to be a leadership group that grows the IPTAY organization through its role as volunteer annual fundraisers.

IPTAY introduced the endowment of positions program under former Executive Director George Bennett. IPTAY implemented the program in 1994 during the 85th-birthday celebration for former Clemson Head Coach Frank Howard. The first endowment honored Howard, who coached the Tigers for 39 seasons and established much of Clemson football's storied traditions.

The Riggs giving level, established in 2015, is IPTAY's highest annual donation level. IPTAY, led by CEO Davis Babb, has expanded its organizational service to move toward a broader scope of full service. This includes capital gifts, improved marketing plans, estate planning and increasing our membership through our IPTAY REP volunteer program.

For additional information on how you can support IPTAY and all Clemson University student-athletes, call the McCarter Family IPTAY Center at 1-800-CLEMSON or visit the IPTAY website at ClemsonTigers.com/IPTAY.

THE McCARTER FAMILY
IPTAY CENTER OPENED AT
MEMORIAL STADIUM IN 2019.



ALLEN N. REEVES FOOTBALL COMPLEX



Head Coach Dabo Swinney and Clemson Athletics sought to build “the forever home of Clemson football” when envisioning what would become the Allen N. Reeves Football Complex, which opened in January 2017. Six years later, the facility remains among the gold standards of performance facilities not just in college football but in all of sports worldwide.

While discussion about the \$55 million facility spanning in excess of 142,000 square feet often centers around its bells and whistles, its design offers unparalleled functionality. During the facility's ideation, Clemson staff toured more than 35 sports performance facilities, pulling the best, most innovative ideas from every location and using the gleaned insight to create what 247Sports ranked as the nation's No. 1 facility as recently as 2021.

Upon entry to the main lobby of the Allen N. Reeves Football Complex, the first thing visitors see are national championship trophies sitting in front of a video screen flanked by massive trophy cases housing additional hardware from Clemson's history. The lobby also displays a scaled replica of Howard's Rock and the Hill from Memorial Stadium, which also includes a button to play audio of Brent Musburger describing college football's grandest entrance prior to Clemson's 2013 game against Georgia.

At the behest of Swinney's original design, immediately visible on the lobby's right side is the home of P.A.W. Journey, a program that cultivates leadership on the team through four main

pillars: personal growth, life skills and community service, career and professional development and former player engagement, under the guidance of former All-American Jeff Davis. Next to it, a corridor lined with all of the rings won in Clemson history leads to the Hendrix Family Paw Bistro, the best-in-class dining facility whose cuisine is cited by many current and former players as their favorite part of the facility.

Despite national praise for the young facility, Clemson has not rested in its

pursuit of making the facility the nation's standard-bearer. In the last several years, Clemson has continued to invest in the facility's ability to meet the needs of the modern student-athlete both on and off the field.

In early 2023, Clemson completed the addition of the Allen N. Reeves Clemson Athletics Branding Institute, a 12,000-square-foot, two-story area on the west end of the Betty Sheppard Poe & William Maxwell Poe Indoor Facility and steps from Clemson's spacious

weight room. The institute, described in detail on pages 46 and 47 and known colloquially as “The CAB,” contains two spacious photo and video studios, a customizable lighting grid, an audio studio, editing space, office space, meeting space and more to provide on-site resources for student-athletes choosing to pursue sponsorship opportunities and content generation. The lower lever of the facility is also home to the Smart Family Media Center for press conferences.



ALLEN N. REEVES FOOTBALL COMPLEX

A balcony on the top level of the institute overlooks the Poe Indoor Facility, an 80,000-square-foot, \$10 million structure completed in late 2012. Clemson updated the facility in the spring of 2023, replacing the decade-old playing surface with a Hellas Matrix Helix monofilament synthetic turf system with RealFill rubber atop its Cushdrain drainage and shock pad. The surface helps to minimize wear and tear on Clemson's players while allowing the team to continue its preparation in the event of inclement weather. The facility also received an aesthetic and functional facelift in 2023, with new photos and graphics adorning the walls and the addition of new storage areas for equipment staff. The facility also includes raised video platforms, a game-ready scoreboard, four play clocks, a videoboard and a booming sound system.

A year earlier, Clemson invested significantly in the holistic health and wellness of its student-athletes with the completion of its "100 Yards of Wellness" area inside the Reeves Football Complex in 2022. Detailed further on pages 48-49, the project has become a central hub and a hotbed of student-athlete activity as modern athletes continue to buy into the concept of "prehab," load management and active recovery. The collaboration of Clemson Director of Applied Science Dr. Alex Bina and Head Athletic Trainer Pat Richards, two young, dynamic leaders in their respective fields, has kept Clemson at the forefront as one of the world's top sports science facilities.

In addition to being a free resource for Clemson's active student-athletes, the space has become a draw for Clemson's alumni in the NFL. With Clemson's professional-grade-or-better training areas, Tigers in the NFL have routinely returned, and brought their NFL team-



mates, to train in Clemson's facilities in summers between minicamp and training camp. The facility, including the 100 Yards of Wellness area, has inspired both awe and jealousy from NFL players who played collegiately at other programs.

Adjacent to the dining area and 100 Yards of Wellness are the outdoor player village and indoor player lounge. The outdoor area includes a nine-hole miniature golf course, an artificial-surface wiffle ball diamond, sand volleyball facility, pickleball court, a horseshoe pit, fountain with a Tiger Paw monument, outdoor kitchen and a lounge area.

The indoor player lounge is complete with a two-lane bowling alley, Pop-A-

Shot, three different video game console centers, multiple ping-pong and pool tables, a shuffleboard table and Super Bikes motorcycle arcade game. Adjacent to the ping-pong tables is a golf simulator, where student-athletes can play many great golf courses from around the world and learn the game (and professional networking tool) in a comfortable setting.

Down the corridor from the golf simulator is an expanded and renovated barber shop with a pedicure station and massage chairs. The shop's 2021 expansion was designed and constructed in part by former Tiger defensive end Justin Foster, a construction science graduate

who served as an assistant superintendent on the renovation project prior to his final season at Clemson. Next to the barber shop is the nap room, designed to offer players a designated space to combat one of the largest obstacles to good mental health: lack of sleep.

Clemson's enormous weight room covers 23,000 square feet and debuted as the country's largest football-only weight room. The entire team can work out at once in the area that includes 20 inlay platforms, numerous machines, fatbells, kettlebells and dumbbells, as well as a well-equipped cardio deck overlooking the lifting area. It also houses the offices of Performance Nutritionist Meaghan Turcotte and her staff as well as a nutritional fuel bar.

Clemson's hydrotherapy areas include a large horizontal 47-degree cold tub that can handle 61 players at any one time. Next to the locker room, it sits adjacent to the hydrotherapy portion of the 100 Yards of Wellness area that hosts a lap pool and four therapy pools.

The second floor houses offices and meeting spaces for Clemson football personnel, including Swinney's office is in the corner with accrued career memorabilia that serves for invited guests as a de facto museum of Clemson football and the future College Football Hall of Famer's career journey.

The second floor contains dedicated and customized meeting space for each position and the team meeting room that seats 180 people. The second level also features a movie theater with 20 lounge chairs.

But perhaps most famously, connecting the second-floor meeting spaces down to the locker room, weight room and practice fields is Clemson's renowned slide, which represents the most efficient means to get Tiger players from meetings to practice in a timely manner.



P.A.W. JOURNEY



P.A.W. JOURNEY
AMBASSADORS



Clemson football is unapologetic about developing its scholar-athletes through the cutting-edge leadership initiative that is P.A.W. Journey. P.A.W., which stands for “Passionate About Winning,” is the founding principle of this

player relations program, positioning Clemson’s football scholar-athletes to maintain a continually competitive posture towards all aspects of their lives.

Head Coach Dabo Swinney consistently encourages his scholar-athletes

to maximize all that football has to offer, including the opportunities it creates and the skills it cultivates within each young man that can be used for a lifetime. P.A.W. Journey, serving as the guiding light for how to transfer all the

treasure to be gained from football, supports scholar-athletes in this endeavor daily.

P.A.W. Journey focuses on holistic development through its four pillars: Striped, C.U. in Life, 5th Quarter and Overtime. These pillars work harmoniously to progressively develop individuals as a whole, so they can become first-class men and world-class leaders.

Striped intentionally identifies and fosters each person’s sense of purpose and the man they aspire to become. C.U. in Life bridges the gap between excellence on the football field and excellence in community, career and around the globe.

5th Quarter instills entrepreneurial spirit and executive skills through professional development, influential marketplace exposure and purposeful employment opportunities. Overtime provides Clemson football alumni and former players with opportunities for leadership, growth and relationships, both internal and external to Clemson University.

Founded and led by Clemson’s very own Jeff Davis, P.A.W. Journey is the model player relations program in the country. Along with his team of dedicated personnel, Rashard Hall, Jewel Davis, Antoine McClain and Kayla Owens, P.A.W. Journey supports and mentors Clemson’s football scholar-athletes from the time they step foot on campus to their graduation and beyond.



(FROM LEFT TO RIGHT) RASHARD HALL, JEFF DAVIS, JEWEL DAVIS AND ANTOINE McCLAIN LEAD THE TEAM THAT BRINGS CLEMSON’S FOOTBALL INNOVATIVE P.A.W. JOURNEY PROGRAM TO LIFE.

P.A.W. JOURNEY



HUNTER HELMS AND MANY OTHER TIGER SCHOLAR-ATHLETES SERVE THE COMMUNITY, INCLUDING WITH HABITAT FOR HUMANITY.

Praise for the P.A.W. Journey experience was echoed by alumnus Milan Richard.

"P.A.W. Journey continues to impact my life every day, as I am constantly applying different skill sets that were nurtured through the program in the workforce, my personal life and my spiritual life! It will continue to be a staple in our program and the difference maker throughout all of college football, for many years to come."

Richard served as a P.A.W. Journey ambassador, a prestigious leadership position currently held by 40 football scholar-athletes that allows them to collaborate with the P.A.W. Journey staff to address the team's needs and desires, as well as to be a representative for P.A.W. Journey on the team and campus, in the marketplace and in the community.

Richard has also taken advantage of those opportunities mentioned, as the Tiger scholar-athlete completed microinternships with various companies across the country. He has also returned to be a speaker to the team he once played on.

The program not only encourages men to hone their skills and passions, it empowers them to lead. While no two journeys look the same, the ability to lead with confidence and conviction grows each day with each young man.

"My internship was incredible with the NFL," said running back Will Shipley. "I was able to meet so many people and pick up knowledge from every department of the operation. Being in the 'Big Apple' was a great experience."

In addition to his outstanding leadership and performance in the football

arena, Shipley has been a formidable force of leadership in every arena of life, including serving as a P.A.W. Journey ambassador and a member of the Tiger Leadership Academy, reading to elementary school children and fundraising for the Levine Children's Hospital while maintaining a 4.0 GPA at Clemson.

Within the ever-evolving landscape of college football, P.A.W. Journey is confident in its ability to recognize and respond to the needs of the newly empowered scholar-athlete at Clemson Uni-

versity and beyond. Because being passionate about winning, in football, and more importantly, in life, will always be

the foundation for every Clemson Tiger to pursue first-class manhood and world-class leadership.



PERSONAL GROWTH

Striped intentionally identifies and fosters each individual's sense of purpose and the man they aspire to become. It emphasizes personal growth through utilizing influence, overcoming adversity and initiating transformation.

CHARACTER • CONFIDENCE • CONVICTION



LIFE SKILLS & COMMUNITY SERVICE

C.U. in Life provides opportunities to learn and apply transferable skills, such as financial literacy, communication and mental health awareness. It encourages engagement in sustainable service that promotes the understanding and appreciation of humanity in domestic and global contexts.

EDUCATE • EMPOWER • ENGAGE



CAREER & PROFESSIONAL DEVELOPMENT

5th Quarter instills entrepreneurial spirit and executive skills through professional development, influential marketplace exposure and purposeful employment opportunities. It provides a platform for continual connection to Clemson.

PREPARATION • PASSION • PURPOSE



FORMER PLAYER ENGAGEMENT

Overtime provides Clemson football alumni and former players with opportunities for leadership, growth and relationships, both internal and external to Clemson University.

CELEBRATION • CONNECTION • COMMITMENT



BARRETT CARTER (LEFT) AND HOLDEN CASPERSEN (RIGHT) WERE TWO OF MANY TIGER SCHOLAR-ATHLETES TO TRAVEL TO CALIFORNIA DURING P.A.W. JOURNEY BUSINESS WEEK.

CLEMSON ATHLETICS BRANDING INSTITUTE



SCAN TO WATCH VIDEO



The “Best” in “Best is the Standard” got better in early 2023, as Clemson opened the Allen N. Reeves Clemson Athletics Branding Institute to provide Clemson student-athletes best-in-class facilities and resources for branding, marketing, sponsorship, content creation and more.

Attached to the west end of the Poe Indoor Facility, the new 12,000-square-foot, two-story facility now houses two photo and video studios, an audio studio, editing space, conference room and the office of Name, Image and Likeness Coordinator C.D. Davies, all intended to provide on-site resources for student-athletes choosing to pursue sponsorship opportunities and content generation. The facility is also home to the Smart Family Media Center.

From its ideation, “The CAB,” as Head Coach Dabo Swinney nicknamed it, has been intended as a destination for student-athletes seeking branding guidance and resources to help elevate themselves among a crowded marketplace.

“We’re going to call it The CAB because what does a cab do? It gives you a lift to your destination,” Swinney said. “But guess what, you’ve gotta pay the fare. We can’t do it for you. You’ve got

to do the work. I’m really excited about it because it’s a living, breathing space where our guys know they can go for expertise.

“If you’re injured, you go to the training room. If you want to get stronger, you go to the weight room. This was an opportunity for our guys to know that if they want help with branding and sponsorship and NIL and tax education and

finances and all of these very real-world issues, you go to The CAB where we have a dedicated space with people ready to help them.”

According to Davies, that real-world experience is indispensable and part of Clemson’s educational mission.

“This is a great education for them,” Davies said of the opportunity for student-athletes to monetize their name,

image and likeness. “They’re getting an education that a lot of business schools don’t get to give young people as far as actually being in the midst of doing these deals and negotiating for themselves, and we’re giving them all the tools we can to make sure our players are in control of these transactions.”

At the top of the stairs to the second floor of the new facility is a conference



CLEMSON ATHLETICS BRANDING INSTITUTE

room overlooking Clemson's indoor practice field, providing a location for potential sponsors and collectives like Tiger Impact and Dear Old Clemson to meet with Clemson student-athletes.

Down the walkway overlooking the practice field sit three studio spaces for content creation. The first includes a 625-square-foot infinity wall plus permanently installed customizable lighting to provide Clemson content creators and others quick, turnkey options for professional-grade studio space. It also includes a feature wall adorned with a neon-backlit Clemson logo. The second studio is a blank canvas to provide greater flexibility for creation of custom photo and video sets. The third is a soundproof studio complete with top-of-the-line RØDEcaster equipment for the production of audio content such as podcasts.


The ground level is home to the Smart Family Media Center, which will serve as a central hub for Clemson's award-winning media operations. The 1,200-square-foot center includes wired workspace for 40 media members to work comfortably and efficiently while interviewing Clemson personnel seated in front of the stage's 163-inch video branding wall, which can be customized for each student-athlete.

The creation of the Smart Family Media Center is the latest illustration of Clemson's larger commitment to serving local and national media and helping them tell the stories of Clemson's student-athletes. Clemson's Athletic Communications staff has won 10 Super 11 awards, presented annually by the Football Writers Association of America to the Football Bowl Subdivision's most helpful sports information departments, tied for the most in the award's history. Clemson's coaches' and student-athletes' helpfulness and authenticity with the media resulted in Clemson becoming the first program ever to earn the honor in eight consecutive years, doing so from 2015-22.

At the entry point to the top level is the office for Davies, whose addition in the summer of 2022 gave Clemson's student-athletes a direct line to a resource with more than 30 years of executive leadership in the financial services sector.

"I guarantee you there is no one in the country that has someone like C.D. Davies as their NIL Coordinator," Swinney said. "He is overkill qualified, but it is a blessing for us at Clemson and a blessing for our team. He's been a CEO at major companies and corporations all throughout his career.

"This is all elementary to him compared to the world he comes from, but to our players, he is a major asset when it comes to finances, taxes, contracts, LLCs — anything that could come up in this space — for them to be able to have a good resource and sounding board and guidance and again fulfill what we're trying to do, which is protect our players, train our players and truly educate them so they can maximize and navigate this NIL space."



In addition to his role with Clemson, Davies serves as the Chief Executive Officer for Figure Acquisition Corporation. His impressive business background also includes successful tenures as the CEO of CitiMortgage and Head of Citi Global Mortgage; as CEO of LendingTree, Wa-

chovia Mortgage, and QBE First; as well as the head of Capital One Home Loans.

Building construction and renovations for The CAB also included the creation of updated spaces for pro scouts and for returning Clemson football players. The Pro Scout Room has nine workstations

for NFL scouts to watch tape, write reports and meet with Clemson personnel. A few yards away is Clemson's NFL locker room, a dedicated space for former NFL players to dress and shower upon their returns to Clemson to train in the offseason.

100 YARDS OF WELLNESS



SCAN TO WATCH VIDEO



Clemson's path to the forefront of elite athlete recovery started with a culture change. For generations, despite the best efforts and cheeriest dispositions of athletic trainers, an unfortunate misconception lingered: The athletic training room is for the injured, and for the injured, the athletic training room is not a happy place to be.

"We really wanted to get away from the mentality of the 'Training Room,' if you will," Head Coach Dabo Swinney said, mimicking air quotes. "We wanted to get away from the idea was that it was only for guys who are injured and don't want to be in there."

Enter the Jeanne & Brian Penner 100 Yards of Wellness, Clemson's new \$4.9-million wellness space at the Allen N. Reeves Football Complex spanning roughly 300 feet in length that has become a central hub of activity and major point of pride for Clemson Football.

Completed in August 2022, 100 Yards of Wellness represents the natural evolution of Clemson Football's long-time commitment to student-athlete health and wellness. By literally and figuratively breaking down walls that divided the focus areas, the new space combines Clemson's athletic training and rehabilitation expertise with its continued innovation in active recovery and applied science.

"Now it's a total wellness commitment, the mental side, the wellness

side, the 'prehab' side, the applied science side, your stretching, your nutrition, all of it combined in this one big space," said Swinney. "It's created an environment where the guys want to be there all the time."

In 2018, Clemson enclosed what was previously an outdoor patio area to create the Clemson Applied Science Lab (or CASL, pronounced "Castle"). The area served a two-fold mission. It served as the hub of Clemson's data and perfor-

mance analysis as well as a space for "prehab" and recovery.

As Clemson's student-athletes bought in, the space became one of the Allen N. Reeves Football Complex's most heavily trafficked areas. With demand quickly outgrowing the footprint, Clemson embarked upon the renovation and expansion immediately after the team's final practice of the spring in 2022.

Whereas walls previously divided the athletic training room from the recovery

space, the new open-concept area features Clemson's medical diagnostic and treatment area to the north and the recovery space to the south, bisected by a nutrition bar. Visitors are often surprised to find an almost club-like atmosphere with upbeat music and moving colored lights creating a welcoming environment rather than a stale, clinical one.

The center has created additional collaboration between Clemson's athletic training staff, led by Head Athletic



100 YARDS OF WELLNESS

Trainer Pat Richards, and Clemson's applied science group, pioneered by Dr. Alex Bina.

"There is no one in the country I would rather have caring for our student-athletes in these positions than the duo of Pat Richards and Alex Bina," Swinney said. "Pat is incredibly well-respected and is a young, dynamic leader in the athletic training industry. And Alex is an example of blooming where you're planted. He was a student volunteer who went from working from a laptop on a weight room stool to creating an applied science department that operates college football's premier recovery facility. Those two are the best in the business, and that shows in how much our players love them and trust them."


Clemson's treatment and athletic training room area includes all requisite athletic training resources including a diagnostic office with a full digital X-ray space and diagnostic ultrasound, general medical exam room, 30 yards of turf, and hydrotherapy areas, including two underwater treadmills. Among the many features of the recovery center are:

- A cryotherapy chamber for muscle recovery through extreme cold temperature exposure.
- A sensory deprivation float tank that houses 1,200 pounds of Epsom salt

dissolved in water at skin temperature to remove athletes from light, sound and some gravitational force.

- Infrared hyperthermic Cocoon pods for far-infrared light therapy and vibrational massage.
- Photobiomodulation therapy beds that leverage multiple wavelengths of infrared light to reduce oxidative stress.
- A hyperbaric chamber to create a pressurized environment for concentrated oxygen intake.
- Numerous massage chairs, including both percussive massage and hydro-massage options.
- Percussive Hypervolt massage guns.
- Dedicated tables and space for practitioner-assisted stretching, percussive massage gun therapy, and Normatec compressive sleeves provided to each player prior to the season.
- Functional testing equipment to obtain objective information on student-athlete muscle and joint function that can be used for injury prevention and return-to-play purposes.

The renovations also included updating Clemson's outdoor basketball court into an indoor basketball court, which, in addition to being a source of friendly competition for players and staff, now can be transformed following games into a movement studio for active recovery modalities like yoga.



The Clemson Applied Science Lab also became a nap destination, but the high-energy vibes and heavy traffic of the subsequent 100 Yards of Wellness space required an additional solution. Atop a portion of the south end of the recovery area is what the team calls "Tranquility Tower," an upstairs, quiet location with much of the same recovery equipment but in a serene, peaceful environment

conductive to rest and away from the social activity of the main floor.

Clemson's recovery resources have become a source of envy for its former players. Two-time All-American and NFL wide receiver Sammy Watkins remarked to Swinney that he routinely spends more than \$50,000 annually on services to maintain his body now provided to Clemson student-athletes for free.



CLEMSON APPLIED SCIENCE LAB



Clemson Applied Science Lab (CASL) has a very simple mission...“Carry out the vision of the head football coach by providing confidence to student-athletes that their physical and technical development is constantly advancing.”

Director of Applied Science Dr. Alex Bina has done everything in his power to ensure that those words ring true and Clemson student-athletes are given every possible opportunity to both improve performance and physically recover, using any and all modern technologies available.

The two key focuses of CASL are maximizing performance and expediting recovery.

The ultimate goal is quantifying body performance. Once the body and its abilities are put into numerical terms, it becomes considerably easier to determine what needs to be improved and the best possible route to enhance it.

Throughout the yearly training cycle, athletes are evaluated using technologies that leverage motion capture, force plates, sensory station, augmented reality, force transducers and GPS sensors in order to quantify athletic development. Through this process, an athlete's body composition, movement efficiency, vertical jump performance, cognitive reasoning skills, hamstring strength and on-field speed become clear to both coach and athlete alike.

By building a database of the “Clemson Effect” on athlete development and performance, the Clemson football staff can continue to build championship teams for future generations of Tiger players.

Not only does CASL provide coaches and student-athletes with quantitative data with which they can analyze performance, it also is a key resource for

student-athletes to use during the recovery process. Bina stressed that quick and healthy recovery is the priority of the staff at CASL.

The path to success in recovery is a two-step process. The first is communication and collaboration between the student-athlete and his strength & conditioning coach, nutrition and sports medicine experts and his sports psychologist. The second is using the established baseline scores of the student-athlete as targets for return-to-play protocols and as a foundation for injury-prevention training.

Clemson Applied Science Lab concerns itself heavily with the mental aspect of sports performance. Student-ath-

letes get access to a sensory-deprivation float tank, which eliminates all external stimuli and gives the closest estimation of “true peace” possible. This also improves sleep quality, which is a large part of both mental and physical performance. Along with sensory deprivation tanks, CASL utilizes cryotherapy to further stimulate recovery.

Bina has always been interested in bioengineering, which is the degree he earned from Penn State. Bina, who received his Ph.D. from Clemson, is implementing a simple plan, which is to “learn how the body works as a machine and put students in a position to manipulate that machine to improve recovery and performance.”

Tiger players have been responding very positively to the work that Bina and CASL have done for them, and as a program, Clemson has seen tremendous success in terms of both its players' short and long-term recoveries.

Bina wants to ensure that “everything possible is being done for them” in order to get them back to their peak performance as healthily and as quickly as possible.

As far as long-term and overarching goals and aspirations for CASL, Bina offered the following.

“When we talk about, ‘Best is the Standard,’ that means in all ways possible. This is just another piece of that puzzle.”



DR. ALEX BINA

STRENGTH & CONDITIONING

STRENGTH ALL-AMERICANS

1978	Rich Tuten, MG
1981	Jeff Davis, LB
	Jeff Bryant, DT
	Lee Nanney, OT
1983	William Perry, MG
1984	Kenny Flowers, TB
1985	Jim Riggs, TE
1986	Ty Granger, OT
1987	Danny Pearman, TE
1988	Donnell Woolford, DB
1989	Vince Taylor, LB
1990	Levon Kirkland, OLB
1991	Mike Brown, C
1992	Brentson Buckner, DT
1993	Stacy Seegars, OG
1994	Nelson Welch, PK
1995	Brian Dawkins, SS
1996	Raymond White, MG
1997	Lamont Hall, TE
1998	Jason Gamble, C
1999	Damonte McKenzie, DL
2000	Terry Jolly, DT
2001	Woodrow Dantzler, QB
	T.J. Watkins, OG
	Kyle Young, C
2002	Nick Eason, DT
2003	John Leake, LB
	Gregory Walker, OT
2004	Leroy Hill, LB
2005	Steven Jackson, FB
2006	Dustin Fry, C
	Anthony Waters, LB
2007	Cullen Harper, QB
2008	Chris Clemons, S
	C.J. Spiller, RB
2009	Kevin Alexander, DE
	Thomas Austin, OG
2010	Marcus Gilchrist, CB
2011	Tyler Shatley, DT
2012	Dalton Freeman, C
2013	Brandon Thomas, OT
	Sammy Watkins, WR
2014	Stephone Anthony, LB
	Grady Jarrett, DT
2015	B.J. Goodson, LB
	Eric Mac Lain, OG
2016	Ben Boulware, LB
	Wayne Gallman, RB
	Jay Guillermo, C
	Deshawn Watson, QB
2017	Clelin Ferrell, DE
	Mitch Hyatt, OT
	Christian Wilkins, DT
2018	Austin Bryant, DE
	Gage Cervenka, OL
	Kendall Joseph, LB
	Dexter Lawrence, DT
2019	Tremayne Anchrum, OT
	Tanner Muse, S
	Sean Pollard, OL
	John Simpson, OL
	K'Von Wallace, S
2020	Matt Bockhorst, OG
	James Skalski, LB
	Cade Stewart, OL
	Regan Upshaw, DE
2021	Jordan McFadden, OT
	Baylon Spector, LB
2022	Davis Allen, TE
	Tyler Davis, DT
	Will Putnam, OL

DEDICATION AWARD WINNERS

1985	Kenny Flowers, TB
	John Phillips, OG
1986	Ty Granger, OT
1987	Mark Drag, MG
1988	Jeff Bak, C
	Mark Drag, MG
1989	Levon Kirkland, OLB
1990	Arthur Bussie, DT
	Curtis Whitley, C
1991	Ashley Sheppard, OLB
1992	Warren Forney, DT
1993	Ed Glenn, TE
	Stephon Wynn, TE
1994	Ed Glenn, TE
1995	Patrick Sapp, OLB
1996	Raymond White, MG
1997	Jason Gamble, C
1998	Jason Gamble, C
1999	Kyle Young, C
2000	Kyle Young, C
	Nick Eason, DT
2001	Chad Carson, LB
	Kyle Young, C
2002	Nick Eason, DT
	Jackie Robinson, WR
2003	Tony Elliott, WR
	J.J. Howard, DE
2004	Maurice Fountain, DE
	Steven Jackson, FB
2005	Chip Myrick, OG
	Anthony Waters, LB
2006	Chansi Stuckey, WR
	Anthony Waters, LB
2007	Tyler Grisham, WR
	Michael Hamlin, S
2008	Thomas Austin, OL
	Kavell Conner, LB
2009	Kavell Conner, LB
	Chad Diehl, FB
2010	Chad Diehl, FB
	Marcus Gilchrist, CB
2011	Chad Diehl, FB
	Coty Sensabaugh, CB
2012	Tajh Boyd, QB
	Spencer Shuey, LB
2013	Tyler Shatley, OG
	Spencer Shuey, LB
2014	Stephone Anthony, LB
	Sam Cooper, TE
2015	Ben Boulware, LB
	Charone Peake, WR
2016	Ben Boulware, LB
	Wayne Gallman, RB
	Jay Guillermo, C
2017	Dorian O'Daniel, LB
	Garrett Williams, TE
2018	Adam Choice, RB
	Clelin Ferrell, DE
	Luke Price, LB
	Garrett Williams, TE
2019	Gage Cervenka, OL
	Landon Holden, LB
	Amari Rodgers, WR
	James Skalski, LB
2020	Amari Rodgers, WR
	James Skalski, LB
2021	Davis Allen, TE
	Jack Maddox, LS
	James Skalski, LB
	Will Spiers, P
2022	Davis Allen, TE
	B.T. Potter, PK
	Jeremiah Trotter, Jr., LB

As part of the Allen N. Reeves Football Complex that opened on Feb. 1, 2017, the Tiger program opened one of the top strength training facilities in the nation. The 23,000 square-foot football facility has all the latest in modern strength training that helps the Tigers prepare year-round.

The facility includes 20 inlay platforms, 30 pieces of cardio equipment, a full line of fatbells, kettlebells and dumbbells, eight different training zones and a nutrition bar.

The facility also has the latest high-tech sound system, many flatscreens and the best lighting available that puts wall graphics in full view, leading to the best possible work environment.

The facility is attached to the indoor football facility and faces the outdoor practice facility, making for the most convenient and efficient facility in the nation.

MEMORIAL STADIUM



Clemson's Memorial Stadium has been held in high esteem for many years. Whether it be players from the 1940s and 1950s, opposing players from the 1970s and 1980s or even professional players in the 1990s, the ambiance of this special setting is what college football is all about.

Clemson has finished in the top 20 in the country in average home attendance for 42 straight seasons. Clemson ranked third in the country and first in the ACC in total attendance in 2020 and led the conference (and finished 14th in the nation) in average attendance in 2022.

The storied edifice added to its legend when the first meeting of father-and-son head coaches (Bowden Bowl I) took place before a record crowd of 86,092

fans in 1999. The legend was further enhanced from 2016-22, when the Tigers recorded an ACC-record 40-game home winning streak, tied for the eighth-longest streak in FBS history. Since the advent of the College Football Playoff prior to the 2014 season, Clemson is 59-2 at home, tied for the highest home winning percentage in the country.

The facility's mystique is derived from its many traditions, which date to its opening in the 1942 season, the legendary games and players and Clemson's corresponding rate of success. Entering 2023, the Tigers have totaled 334 wins in 81 years and have won 76.0 percent of the contests (334-103-7). Visiting defending national champions are 0-3 all-time at Memorial Stadium.

The stadium has definitely been good to the Tigers, but it was constructed against the advice of at least one coach. Before Jess Neely left for Rice after the 1939 season, he gave Clemson a message.

"Don't ever let them talk you into building a big stadium," he said. "Put about 10,000 seats behind the YMCA. That's all you'll ever need."

Instead of following Neely's advice, Clemson officials decided to build the new stadium in a valley on the western part of campus. The crews went to work,

TOP MEMORIAL STADIUM CROWDS

Rk	Attendance	Date	Opponent	W-L	Score
1.	86,092	10-23-99	Florida State	L	14-17
2.	85,872	11-19-94	South Carolina	L	7-33
3.	85,573	11-7-15	Florida State	W	23-13
4.	85,187	11-18-00	South Carolina	W	16-14
5.	85,036	11-3-01	Florida State	L	27-41
6.	85,024	11-29-14	South Carolina	W	35-17
7.	84,892	10-3-15	Notre Dame	W	24-22
8.	84,869	10-20-01	North Carolina	L	3-38
9.	84,867	11-19-88	South Carolina	W	29-10
10.	84,576	9-17-88	Florida State	L	21-24

clearing, cutting, pouring and forming. On Sept. 19, 1942, Memorial Stadium opened with Clemson defeating Presbyterian College, 32-13. Those 20,000 seats installed for the opener would soon grow.

When the original part of the stadium was built in the early 1940s, much of the work was done by scholarship athletes, including football players. The first staking out of the stadium was done by two members of the football team, A.N. Cameron and Hugh Webb. Webb returned to Clemson years later to be an architecture professor and Cameron went on to become a civil engineer in Louisiana.

The construction of Memorial Stadium did not proceed without problems. One afternoon during the clearing of the land, a young player proudly announced that he was not allergic to poison oak. He then proceeded to attack the poison oak with a swing blade, throwing the plants to and fro. The next day, the boy was swollen twice his size and was hospitalized.

There are many other stories about the stadium, including one that Frank Howard put a chew of tobacco in each corner as the concrete was poured.

Howard said that the seeding of the grass caused a few problems.

"About 40 people and I laid sod on the field," he said. "After three weeks on July 15, we had only gotten about



MEMORIAL STADIUM

HIGHEST HOME WIN % SINCE 2014

Rk	School	W-L	Win %
1.	Clemson	59-2	96.7
	Alabama	59-2	96.7
3.	Ohio State	55-5	91.7
4.	Georgia	49-6	89.1
5.	Oklahoma	47-8	85.5

halfway through. “I told them that it had taken us three weeks to get that far and I would give them three more weeks’ pay for however long it took to finish. I also told them we would have 50 gallons of ice cream when we got through.

“After that, it took them three days to do the rest of the field. Then we sat down in the middle of the field and ate up that whole 50 gallons.”

Howard said on the day of the first game in the stadium, “The gates were hung at 1 p.m., and we played at 2 p.m.”

In 1958, 18,000 sideline seats were added, and in 1960, 5,658 west end-zone seats were added in response to increasing attendance. With the large east endzone (“Green Grass” section), this expansion increased capacity to 53,000.

Later, upper decks were added to each side of the stadium as crowds swelled, the first in 1978 and the second in 1983. It increased capacity to over 80,000, which makes it one of the largest on-campus stadiums in the country. In 2006, the WestZone was added.

The original part of Memorial Stadium was built at a cost of only \$125,000, or \$6.25 per seat. Memorial Stadium’s newest upper deck was finished in 1983 at a cost of \$13.5 million, or \$866 per seat.



In 2022, Clemson debuted a number of stadium enhancements. The videoboard got its first major upgrade since 2005, installing the new affectionately and unofficially nicknamed “DaboTron” that measures 126 feet wide by 56.5 feet tall, eighth largest in the NCAA at the time of its installation. The eight main stadium light poles were updated to an LED system, allowing for light fixture control, spotlighting of Howard’s Rock and higher-quality field lighting.

The west side of the stadium also received a facelift with the addition of IP-

TAY’s Masters Club, a 688-seat premium area on the concourse level. Clemson also installed new signage honoring the all-time greats, championship seasons, and backlighting the traditional “Clemson Welcomes You To Death Valley” signage.

Clemson began Phase II of renovations after the conclusion of the 2022 season. The renovations included a new gameday locker room and a complete reimagining of Lot 5 and the Tiger Walk experience as a 365-day destination for Clemson fans.

Through the years, Memorial Stadium has become known as “Death Valley” across the country. It was tagged by Presbyterian College Head Coach Lonnie McMillian during the late 1940s. After bringing his teams to Clemson for many years and getting whipped, he said the place was like “Death Valley.” A few years later, the name stuck.

In 1974, the playing surface was named Frank Howard Field for the legendary coach because of his long service and dedication to Clemson University. Luckily, it wasn’t built behind the YMCA.



RUNNING DOWN THE HILL

What has been described by television commentator Brent Musburger as “the most exciting 25 seconds in college football” from a color and pageantry standpoint actually started out as a matter-of-fact entrance, mainly because of necessity.

The first 20,000 seats in Memorial Stadium were built and ready for use before the 1942 season, less than a year after Pearl Harbor was bombed and the U.S. was drawn into World War II.

The shortest entry into Memorial Stadium was a short walk down Williamson Road from Fike Fieldhouse’s dressing rooms to a gate at the top of the Hill, located behind the east endzone. There were no dressing facilities inside the west endzone...there was only a giant clock, where the hands turned, and a scoreboard that was operated by hand.

Players would dress in Fike Fieldhouse, walk down Williamson Road, enter at the gate underneath where the scoreboard now stands and jog down the Hill for their warmup exercises. There was little fanfare, no cannon shot fired, no Tiger Paw flag and no “Tiger Rag” played...just the team making its entrance and lining up to do the side-straddle hop. That is the way things went for the next 25 years.

In 1964 or 1965, Sam Jones (Clemson class of 1919) made a trip to California. He stopped at a spot in Death Valley, Calif. and picked up a white flint rock. Jones presented the rock to legendary Head Coach Frank Howard as being from Death Valley, California to Death Valley, South Carolina.

The rock laid on Howard’s office floor in Fike Fieldhouse for months. One day, he was cleaning up his office and told Gene Willimon (IPTAY executive secretary) to “take this rock and throw it over the fence



or out in the ditch...do something with it, but get it out of my office!”

Willimon did not think that was the way a rock should be treated. After all, it had been brought over 1,900 miles by a very sincere Tiger fan.

By the mid 1960s, Memorial Stadium was living up to its moniker (“Death Valley”), because of the number of Tiger victories that had been recorded there. Actually, the name was first used by Lonnie McMillan, head coach at Presbyterian during the 1940s.

McMillan and the other Blue Hose coaches before him opened each season by playing at Clemson. Seldom scoring (24 shutouts in 39 games) and with only three wins and four ties, his teams were getting “killed” by the Tigers regularly.

In 1948, McMillan made the remark to the press that he was taking his team to play Clemson in “Death Valley.” An occasional reference to Memorial Stadium by that name could be heard for the next

four years, but when Howard started calling it “Death Valley” in the 1950s, the name took off like wildfire. Clemson celebrated its 80th year in the “Valley” in 2021 with a 6-0 home record and its fifth straight undefeated home campaign.

But getting back to Howard’s Rock.

It was mounted on a pedestal at the top of the Hill on the east side of the stadium. It was unveiled Sept. 24, 1966, when Clemson played Virginia. The Tigers trailed by 18 points with 17 minutes left and came back to win 40-35 on a 75-yard pass from Jimmy Addison to Jacky Jackson in the fourth quarter. That was quite a debut for Howard’s Rock.

The team members started rubbing Howard’s Rock prior to running down the Hill on Sept. 23, 1967, a day when Clemson defeated Wake Forest 23-6.

Prior to running down the Hill, Howard told his players, “If you’re going to give 110 percent, you can rub that Rock. If you’re not, keep your filthy hands off it!”

Howard told of the incident the following day on his television show, and the story became legend.

When Hootie Ingram succeeded Howard as head coach in 1970, he made the logical decision that the team would make its final entrance out of the new dressing room in the west endzone.

In all home games in 1970 and 1971 and the first four games of 1972 when the Tigers did not run down the Hill, their combined record was 6-9.

The seniors, led by Ben Anderson, decided to come down the Hill prior to the South Carolina game, the 1972 finale. The result, in a cold, freezing rain, was a 7-6 victory when Jimmy Williamson knocked down a two-point conversion attempt, which preserved the narrow win.

Clemson has made the entrance before every home contest since 1942, except for the years mentioned and the first game of the 1973 season (428 times entering 2023).

After final warmups, the team gathers in its dressing room under the west endzone stands for its final pregame instructions. Ten minutes prior to kickoff, the players and coaches board multiple buses, ride around the north stands to the east endzone and disembark to the top of the Hill behind Howard’s Rock.

At the appointed time, the cannon booms, and led by a giant Tiger Paw flag carried by cheerleaders and Rally Cats, the band forms two lines for the team to run between and strikes up “Tiger Rag.” The frenzy starts in all sincerity and usually lasts three hours.

It is a tradition that has inspired Clemson players for many years. USA Today agreed, as it rated it the best entrance in the nation in 2017.

YEAR-BY-YEAR ATTENDANCE

Year	Overall Games	Overall Attendance	Avg. Overall Attendance	Home Games	Home Attendance	Avg. Home Attendance	National Ranking
1960	10	247,780	24,778	5	141,080	28,286	---
1961	10	310,000	31,000	5	132,000	26,400	---
1962	10	291,640	29,164	5	158,000	31,600	---
1963	10	318,587	31,859	4	103,496	25,874	---
1964	10	260,725	26,073	4	112,000	28,000	---
1965	10	333,736	33,374	4	113,000	28,250	---
1966	10	355,286	35,529	4	146,237	36,559	---
1967	10	389,618	38,962	5	206,275	41,255	---
1968	10	386,432	38,643	4	147,434	36,859	---
1969	10	339,936	33,994	4	136,252	34,063	---
1970	11	367,347	33,395	6	205,376	34,229	---
1971	11	398,222	36,200	5	154,741	30,948	---
1972	11	398,732	36,248	5	192,456	38,491	---
1973	11	411,477	37,407	6	188,500	31,417	---
1974	11	440,384	40,034	6	251,424	41,904	---
1975	11	487,436	44,312	5	195,873	39,174	---
1976	11	459,845	41,804	5	221,486	44,297	---
1977	12	580,067	48,339	5	235,152	47,030	---
1978	12	599,793	49,983	6	321,763	53,627	---
1979	12	641,109	53,426	6	353,576	58,929	---
1980	11	567,436	51,828	6	369,770	61,628	---
1981	12	683,871	56,989	6	371,152	61,859	20
1982	11	592,902	53,900	6	380,679	63,446	18
1983	11	701,937	63,812	7	521,898	74,557	10
1984	11	750,847	68,259	6	467,670	77,945	8
1985	12	749,282	62,440	6	460,413	76,736	6
1986	12	765,771	63,814	5	393,500	78,700	6
1987	12	825,836	68,820	8	602,526	75,316	10
1988	12	758,727	63,227	6	490,502	81,750	5
1989	12	759,468	63,289	6	473,566	78,927	7
1990	12	717,293	59,774	6	475,174	79,196	7
1991	12	839,423	69,952	7	534,597	76,371	10
1992	11	805,150	73,195	6	460,732	76,789	7
1993	12	749,349	62,446	7	467,914	66,845	15
1994	11	698,782	63,526	6	422,633	70,439	14
1995	12	701,512	58,459	6	427,782	71,297	15
1996	12	690,889	57,574	6	403,393	67,232	18
1997	12	718,786	59,899	6	409,918	68,320	19
1998	11	687,782	62,526	7	478,192	68,313	20
1999	12	750,332	62,528	5	391,510	78,302	13
2000	12	832,469	69,373	7	548,647	78,378	15
2001	12	736,364	61,364	6	480,911	80,152	15
2002	13	842,318	64,794	7	542,675	77,525	17
2003	13	885,840	68,142	7	532,551	76,079	19
2004	11	769,814	69,983	6	472,939	78,823	17
2005	12	779,519	64,960	6	469,391	78,232	18
2006	13	898,975	69,152	7	570,542	81,506	14
2007	13	909,108	69,931	7	569,342	81,335	16
2008	13	896,367	68,951	7	554,145	79,164	18
2009	14	925,267	66,091	7	530,553	75,793	17
2010	13	872,001	67,077	7	542,280	77,469	18
2011	14	997,796	71,271	7	545,713	77,959	17
2012	13	899,651	69,204	7	569,988	81,427	15
2013	13	932,224	71,710	7	574,333	82,048	15
2014	13	907,657	69,820	7	572,262	81,752	15
2015	15	1,082,512	72,167	7	588,266	84,038	14
2016	15	1,058,626	70,575	7	566,787	80,970	14
2017	14	1,016,347	72,596	7	565,412	80,773	14
2018	15	1,077,480	71,832	7	562,799	80,400	14
2019	15	1,071,328	71,422	7	566,074	80,868	14
2020	12	142,936	11,911	6	112,367	18,728	7
2021	13	796,085	61,237	6	476,935	79,489	13
2022	14	964,360	68,883	7	564,860	80,694	14

SIGNEES BY STATE

1970s												
State	72	73	74	75	76	77	78	79	Tot			
Alabama	1	1			1	2	1		6			
Arizona							1		1			
Arkansas					1				1			
Connecticut					1				1			
Florida	5	4		2	2		4	1	18			
Georgia	1	2	3	7	2	1	6	7	29			
Illinois					1				1			
Maryland	1	2	1		1				5			
Michigan				1					1			
New Jersey	1	5	1		3	2	2	2	16			
New Mexico								1	1			
North Carolina	5	3	9	15	5	3	5	8	53			
Ohio					2	1	2	1	6			
Pennsylvania	2	9	2				2	3	18			
South Carolina	15	9	5	6	3	8	14	7	67			
Tennessee	3				2	5	2		12			
Virginia					4	1	1	1	7			
Totals	34	35	21	31	27	24	41	30	243			
States	9	8	6	5	12	9	12	8	17			

1980s												
State	80	81	82	83	84	85	86	87	88	89	Tot	
Alabama	2										2	4
Connecticut					1		1				2	
Delaware	1										1	
Florida	3	1	3	1	1	2	4	2	2	2	21	
Georgia	8	5	6	5	2	11	6	6	3	3	55	
Hawaii					1						1	
Kentucky	1										1	
Louisiana									1	2	3	
Maryland	1	1					1				3	
Massachusetts											1	1
Mississippi									1	1	1	3
New Jersey	1			1	1	1	1	3	1	2	9	
New York						1					1	
North Carolina	11	4	6	1	4	10	1	3	4	1	45	
Ohio	2	2									1	5
Oklahoma											2	2
Pennsylvania	1			1	1	2		1	1	2	9	
South Carolina	2	6	6	8	7	4	5	6	8	7	59	
Tennessee	1								1	1	3	
Texas											1	1
Virginia	2	1	1				1	1	1		7	
Totals	31	24	23	16	17	30	21	24	23	28	237	
States	9	10	6	5	7	6	9	9	10	14	21	

1990s												
State	90	91	92	93	94	95	96	97	98	99	Tot	
Arizona	1										1	
Arkansas									1		1	
California	1										1	
Connecticut							2				2	
Delaware			1								1	
Florida	2	4	4	3	6	3	4			4	30	
Georgia	2	4	5	3	5	5	8	9	4	45		
Kansas		1					1				2	
Louisiana	1	1	1					2		1	6	
Maryland	1	1									2	

CLEMSON RECRUITING RANKINGS

Year	ESPN	Rivals	Scout/247Sports
2003	N/A	67	43
2004	N/A	53	40
2005	N/A	17	21
2006	13	15	22
2007	18	16	23
2008	2	12	11
2009	19	*11	*8
2010	19	23	19
2011	8	8	11
2012	10	13	17
2013	13	14	12
2014	12	13	28
2015	9	4	15
2016	8	5	14
2017	10	22	26
2018	5	8	5
2019	10	9	10
2020	1	2	3
2021	4	7	5
2022	14	10	10
2023	11	10	11

* - average star rating; Note: ESPN rankings not available prior to 2006

Massachusetts	1											1
Michigan					1							1
Mississippi			1	3	2	3						9
New Hampshire					1							1
New Jersey		2			2	2		1	2			9
New York			1		1	1						3
North Carolina	2	5	5		3	1	1		4	1	22	
Ohio				1	1						2	
Pennsylvania		2				1	1				4	
South Carolina	8	7	6	5	7	7	8	11	9	10	78	
Tennessee		1			1	1	1	1		1	6	
Texas		2	1								3	
Virginia		1	1	1					1	1	5	
Washington, D.C.										1	1	
Totals	18	23	25	22	24	27	21	28	27	21	236	
States	7	11	10	9	10	9	7	7	7	6	24	

2000s												
State	00	01	02	03	04	05	06	07	08	09	Tot	
Alabama					4	2	1	4	1	1	13	
Florida	3	6	4	1	6	4	5	1	9	1	40	
Georgia	3	4	7	5	2	4	2	1	3	1	32	
Illinois							1				1	
Kentucky				1							1	
Louisiana	1			1							2	
Minnesota										1	1	
New Jersey				1							1	
New Mexico								1			1	
New York					1						1	
North Carolina	2		2		1	2	4	2	2	15		
Ohio			1		1						2	
South Carolina	6	11	9	5	7	8	6	10	10	6	78	
Tennessee	1					1	1	1			4	
Texas	1			1							2	
Virginia		1		1	1	1		1		1	6	
Totals	15	24	22	17	22	21	18	23	25	13	200	
States	6	5	5	8	7	7	7	8	5	7	16	

2010s												
State	10	11	12	13	14	15	16	17	18	19	Tot	
Alabama	3	1		1			1		2	1	9	
Arkansas			1								1	
California											1	1
Colorado							1				1	
Connecticut										1	1	
Delaware	2										2	
Florida		4	1	4	2	5	2	1		7	26	
Georgia	7	3		4	6	4	5	4	5	8	46	
Hawaii				1							1	
Indiana								1			1	
Kansas						2					2	
Louisiana								1		1	2	
Maryland				1	1		1			1	3	
Massachusetts						1					1	
Michigan										1	1	
Missouri									1	1	2	
New York			2	1				1			4	
North Carolina	1	5	4	2	4	4	4	1	1	1	27	
Ohio		1						1	1		3	
Pennsylvania											1	1
South Carolina	6	13	11	9	9	11	5	2	8	3	77	
Tennessee	1		1					2	1	1	6	
Texas							1				1	
Virginia					2	1	1			1	5	
Totals	20	27	20	23	22	27	23	15	19	29	225	
States	6	6	6	8	5	6	10	10	7	14	24	

MOST RECENT SIGNEES BY STATE

State	Most Recent Signee(s)	Year
Alabama	3 players	2023
Arizona	Dustin Rash	1991
Arkansas	Zac Brooks	2012
California	Beaux Collins	2021
Colorado	Brian Dawkins Jr.	2016
Connecticut	Tré Williams	2020
Delaware	Gifford Timothy, Josh Watson	2010
Florida	3 players	2023
Georgia	10 players	2023
Hawaii	Scott Pagano	2013
Illinois	Jamie Cumble	2006
Indiana	Hunter Johnson	2017
Kansas	Xavier Kelly, Isaiah Simmons	2016
Kentucky	Walker Parks	2020
Louisiana	Bryton Constantin	2019
Maryland	David Ojiegbe	2023
Massachusetts	Ronan Hanafin	2023
Michigan	Ruke Orhorhoro	2019
Minnesota	Bryce McNeal	2009
Mississippi	3 players	1995
Missouri	Toriano Pride Jr.	2022
New Hampshire	Mark Landry	1994
New Jersey	Jeremiah Trotter Jr.	2021
New Mexico	Brian Linthicum	2007
New York	Noah DeHond	2017
North Carolina	3 players	2021
Ohio	Blake Miller	2022
Oklahoma	Greg Burk, James Trapp	1989
Pennsylvania	Markus Dixon	2023
South Carolina	3 players	2023
Tennessee	Jake Briningstool, Dietrick Pennington	2021
Texas	3 players	2023
Utah	Keith Adams Jr.	2022
Virginia	Sherrod Covil Jr.	2022
Washington, D.C.	Robert Jackson	1991
West Virginia	Don Wiggins	1967

Note: The last Tiger signee from outside the United States was Ajou Ajou (Alberta) in 2020.

2020s												
State	20	21	22	23	24	25	26	27	28	29	Tot	
Alabama	2			5	4						11	
California	1	1									2	
Connecticut	1										1	
Florida	3	3	3	3							12	
Georgia	6	5	1	10							22	
Kentucky	1										1	
Maryland	1	1		1							3	
Massachusetts				1							1	
Missouri			1								1	
North Carolina	2	3									5	</

NUMERICAL ROSTER

#	Player	Pos.	Hgt.	Wgt.	Cl.	Exp.	Hometown	High School or Junior College	Pronunciation
0	Barrett Carter	LB	6-1	225	Jr.	2VL	Suwanee, Ga.	North Gwinnett HS	
0	Antonio Williams	WR	5-11	190	So.	1VL	Irmo, S.C.	Dutch Fork HS	
1	Andrew Mukuba	S	6-0	185	Jr.	2VL	Austin, Texas	LBJ Early College HS	Mukuba (moo-KOO-buh)
1	Will Shipley	RB	5-11	205	Jr.	2VL	Weddington, N.C.	Weddington HS	
2	Cade Klubnik	QB	6-2	195	So.	1VL	Austin, Texas	Westlake HS	Klubnik (CLUB-nihk)
2	Nate Wiggins	CB	6-2	185	Jr.	2VL	Atlanta, Ga.	Westlake HS	
3	Noble Johnson	WR	6-3	205	Fr.	HS	Rockwall, Texas	Rockwall HS	
3	Xavier Thomas	DE	6-2	255	^+*Sr.	5VL	Florence, S.C.	IMG (Fla.) Academy	Xavier (ehx-ZAYV-yuhr)
5	Sherrod Covil Jr.	S	5-11	195	So.	1VL	Chesapeake, Va.	Oscar Smith HS	Sherrod Covil (shuh-RAHD COH-vill)
5	Josh Sapp	TE	6-1	245	*Fr.	RS	Greenville, S.C.	Greenville Senior HS	
6	Tyler Brown	WR	5-11	170	Fr.	HS	Greenville, S.C.	Greenville Senior HS	
6	Sheridan Jones	CB	6-0	190	^+Sr.	4VL	Norfolk, Va.	Maury HS	
7	Phil Mafah	RB	6-1	230	Jr.	2VL	Loganville, Ga.	Grayson HS	Mafah (MAH-fuh)
7	Justin Mascoll	DE	6-4	255	^+*Sr.	4VL	Snellville, Ga.	South Gwinnett HS	Mascoll (MAS-kohl)
8	Adam Randall	WR	6-2	230	So.	1VL	Myrtle Beach, S.C.	Myrtle Beach HS	
8	Tré Williams	DT	6-2	300	*Jr.	2VL	Windsor, Conn.	St. John's College (D.C.) HS	
9	Jake Briningstool	TE	6-6	230	Jr.	2VL	Brentwood, Tenn.	Ravenwood HS	Briningstool (BREN-ing-stool)
9	R.J. Mickens	S	6-0	210	Sr.	3VL	Southlake, Texas	Carroll HS	
10	Jeadyn Lukus	CB	6-2	195	So.	1VL	Mauldin, S.C.	Mauldin HS	Jeadyn Lukus (JAY-dihn LOO-kuhs)
10	Troy Stellato	WR	6-1	190	*So.	SQ	Fort Lauderdale, Fla.	Cardinal Gibbons HS	Stellato (steh-LAUGHT-oh)
11	Sage Ennis	TE	6-4	235	^*Jr.	2VL	Graceville, Fla.	Lincoln HS	Ennis (EH-niss)
11	Peter Woods	DL	6-2	300	Fr.	HS	Alabaster, Ala.	Thompson HS	
12	T.J. Parker	DL	6-4	255	Fr.	HS	Phenix City, Ala.	Central HS	
12	Paul Tyson	QB	6-5	230	^*Sr.	TR	Trussville, Ala.	Hewitt-Trussville HS	
13	Tyler Davis	DT	6-2	300	^+Sr.	4VL	Apopka, Fla.	Wekiva HS	
13	Brannon Spector	WR	6-1	205	*Sr.	2VL	Calhoun, Ga.	Calhoun HS	
14	Shelton Lewis	CB	5-11	180	Fr.	HS	Stockbridge, Ga.	Stockbridge HS	
14	Trent Pearman	QB	6-0	185	*Fr.	RS	Clemson, S.C.	D.W. Daniel HS	Pearman (PEER-mihn)
15	Ronan Hanafin	WR	6-3	205	Fr.	HS	Burlington, Mass.	Buckingham Browne & Nichols School	
15	Jahiem Lawson	DE	6-2	235	*Fr.	RS	Central, S.C.	D.W. Daniel HS	Jahiem (jah-HEEM)
16	Myles Oliver	CB	5-11	180	*Fr.	RS	Villa Rica, Ga.	Douglas County HS	
17	Christopher Vizzina	QB	6-4	215	Fr.	HS	Birmingham, Ala.	Briarwood Christian School	Vizzina (vih-ZEE-nuh)
17	Wade Woodaz	LB	6-3	215	So.	1VL	Tampa, Fla.	Jesuit HS	
18	Kylon Griffin	S	5-11	190	*Fr.	RS	Montgomery, Ala.	Montgomery Catholic Preparatory School	
18	Hunter Helms	QB	6-2	215	*Jr.	SQ	West Columbia, S.C.	Gray Collegiate Academy	
19	Keith Adams Jr.	RB	5-9	210	*Fr.	RS	St. George, Utah	Pine View HS	
19	DeMonte Capehart	DT	6-5	305	*Jr.	2VL	Hartsville, S.C.	Hartsville HS	DeMonte (deh-MAHN-tay)
20	Avieon Terrell	CB	5-11	170	Fr.	HS	Atlanta, Ga.	Westlake HS	Avieon Terrell (AY-vee-ahn tuh-RELL)
20	Domonique Thomas	RB	5-8	215	*Jr.	1VL	Ohatchee, Ala.	Ohatchee HS	
21	Jarvis Green	RB	5-11	185	Fr.	HS	Irmo, S.C.	Dutch Fork HS	
21	Kobe McCloud	LB	5-10	225	*Fr.	RS	Tampa, Fla.	Gaither HS	
22	Dee Crayton	LB	6-1	215	Fr.	HS	Alpharetta, Ga.	Denmark HS	
22	Cole Turner	WR	6-1	180	*Fr.	1VL	Vestavia Hills, Ala.	Vestavia Hills HS	
23	Toriano Pride Jr.	CB	5-11	190	So.	1VL	St. Louis, Mo.	East St. Louis (III.) Senior HS	Toriano (tohr-ee-AHN-oh)
23	Peyton Streko	RB	5-10	180	Fr.	HS	Cumming, Ga.	West Forsyth HS	Streko (STREHK-oh)
24	Hamp Greene	WR	5-9	180	^*Sr.	SQ	Birmingham, Ala.	Mountain Brook HS	
24	Tyler Venables	S	5-11	210	Sr.	3VL	Clemson, S.C.	D.W. Daniel HS	
25	Blackmon Huckabee Jr.	WR	5-11	190	*Jr.	SQ	Clover, S.C.	Clover HS	
25	Jalyn Phillips	S	6-1	205	^+Sr.	4VL	Lawrenceville, Ga.	Archer HS	
26	T.J. Dudley	LB	6-1	230	*Fr.	1VL	Montgomery, Ala.	Montgomery Catholic Preparatory School	
26	Jay Haynes	RB	6-0	185	Fr.	HS	Roanoke, Ala.	Handley HS	
27	Misun Kelley	ATH	5-10	170	Fr.	HS	Central, S.C.	D.W. Daniel HS	Misun (MY-suhn)
29	Branden Strozier	CB	6-2	175	Fr.	HS	Lovejoy, Ga.	Saint Francis HS	Strozier (STROH-zhur)
29	Davian Sullivan	WR	6-4	195	*Sr.	SQ	Woodruff, S.C.	Woodruff HS	Davian (DAY-vee-uhn)
30	Kylen Webb	S	6-1	185	Fr.	HS	Tampa, Fla.	Sumner HS	
31	Tristen Rigby	RB	5-10	205	*So.	SQ	St. Gabriel, La.	Episcopal School of Baton Rouge	
31	Rob Billings	S	6-2	190	Fr.	HS	Marrieta, Ga.	Milton HS	
32	Jamal Anderson	LB	6-4	205	Fr.	HS	Buford, Ga.	Mill Creek HS	
32	Wise Segars Jr.	RB	6-1	200	*So.	SQ	Sumter, S.C.	D.W. Daniel HS	
33	Griffin Batt	TE	6-0	220	*Fr.	RS	Clemson, S.C.	D.W. Daniel HS	
33	Ruke Orhorhoro	DT	6-4	295	^*Sr.	3VL	Lagos, Nigeria	River Rouge (Mich.) HS	Orhorhoro (oh-ROH-roh-roh)
34	Armon Mason	DE	6-2	225	*So.	1VL	Richmond Hill, Ga.	Richmond Hill HS	Armon (ahr-MAHN)
34	Kevin McNeal	RB	5-9	195	*So.	SQ	Tuscaloosa, Ala.	Tuscaloosa Academy	
35	Austin Randall	CB	6-1	190	^*Sr.	TR	Myrtle Beach, S.C.	Myrtle Beach HS	
36	Khalil Barnes	S	6-1	190	Fr.	HS	Athens, Ga.	North Oconee HS	
36	Quinn Castner	PK	5-5	145	*Jr.	SQ	Fort Mill, S.C.	Nation Ford HS	
37	Jacob Hendricks	S	5-7	170	*So.	SQ	Six Mile, S.C.	D.W. Daniel HS	
38	Robert Gunn III	PK	6-0	180	*Fr.	RS	Seminole, Fla.	Pinellas Park HS	
38	Peter Nearn	S	6-2	205	*So.	SQ	Memphis, Tenn.	Evangelical Christian School	
39	Bubba McAtee	S	6-3	205	*Jr.	1VL	Central, S.C.	D.W. Daniel HS	McAtee (MACK-uh-tee)
39	Aidan Swanson	P/PK	6-3	170	^*Sr.	1VL	Tampa, Fla.	IMG Academy	
40	Brodey Conn	S/P	6-0	200	*Fr.	RS	Clemson, S.C.	D.W. Daniel HS	
41	Caleb Nix	S	6-0	200	*Fr.	RS	Phenix City, Ala.	Central HS	
42	David Ojiegbe	DL	6-4	240	Fr.	HS	Largo, Md.	St. John's College (D.C.) HS	Ojiegbe (oh-JEHB-way)
43	Will Blackston	TE	6-1	255	*Jr.	SQ	Honea Path, S.C.	Belton-Honea Path HS	Honea (HUH-nee-uh)
43	Riggs Faulkenberry	LB	6-1	210	*So.	SQ	Greenville, S.C.	Greenville Senior HS	
44	Cade Denhoff	DE	6-5	255	*So.	1VL	Plant City, Fla.	Lakeland Christian School	Denhoff (DEN-hoff)
44	Banks Pope	TE	6-4	240	*So.	SQ	Columbia, S.C.	A.C. Flora HS	

NUMERICAL ROSTER

#	Player	Pos.	Hgt.	Wgt.	Cl.	Exp.	Hometown	High School or Junior College	Pronunciation
45	Vic Burley	DL	6-4	300	Fr.	HS	Warner Robins, Ga.	Warner Robins HS	
45	Philip Florenzo	LS	6-2	240	*Jr.	1VL	Towson, Md.	Loyola Blakefield Preparatory School	
46	Jaden Kinard	S	5-10	180	*Fr.	RS	Pawleys Island, S.C.	Sumter HS	Kinard (kihn-ARD)
47	Boston Miller	S	6-2	200	*Fr.	RS	Central, S.C.	D.W. Daniel HS	
47	Hogan Morton	PK	5-9	165	*So.	SQ	Birmingham, Ala.	Oak Mountain HS	
48	Walt Smith	S	5-8	175	*Fr.	HS	Anderson, S.C.	T.L. Hanna HS	
50	Fletcher Cothran	LB	6-3	210	*Fr.	RS	Anderson, S.C.	T.L. Hanna HS	
50	Collin Sadler	OL	6-6	325	*Fr.	RS	Inman, S.C.	Greenville Senior HS	
51	Colby Doolittle	LB	6-2	235	*So.	SQ	Newberry, S.C.	Mid-Carolina HS	
51	Peyton Pitts	OL	6-6	300	*Fr.	RS	Clinton, S.C.	Clinton HS	
53	Ryan Linthicum	C	6-3	305	*So.	SQ	Damascus, Md.	Damascus HS	Linthicum (LIHN-thuh-cuhm)
54	Ian Reed	OL	6-6	315	Fr.	HS	Austin, Texas	Vandergrift HS	
54	Jeremiah Trotter Jr.	LB	6-0	230	Jr.	2VL	Hainesport, N.J.	St. Joseph's (Pa.) Preparatory School	
55	Payton Page	DT	6-4	315	Jr.	2VL	Greensboro, N.C.	Dudley HS	
55	Harris Sewell	OL	6-3	315	Fr.	HS	Odessa, Texas	Permian HS	
56	Reed Morrissey	LB	6-0	225	*So.	SQ	Greenville, S.C.	Wren HS	
56	Will Putnam	OL	6-4	315	^+Sr.	4VL	Tampa, Fla.	Plant HS	
57	Chandler McMaster	LB	6-3	225	*Fr.	HS	Greenville, S.C.	Christ Church Episcopal School	
58	Holden Caspersen	LS	5-11	215	*So.	1VL	Roswell, Ga.	Roswell HS	
58	Evan McCutchen	DE	6-2	250	*Jr.	SQ	Hampton, S.C.	Wade Hampton HS	
59	Dietrick Pennington	OL	6-5	355	*So.	SQ	Memphis, Tenn.	Evangelical Christian School	Dietrick (DEE-trick)
62	Bryce Smith	OL	6-3	280	Fr.	HS	Six Mile, S.C.	D.W. Daniel HS	
64	Walker Parks	OL	6-5	315	Sr.	3VL	Lexington, Ky.	Frederick Douglass HS	
65	Chapman Pendergrass	OL	6-3	295	*Fr.	RS	Anderson, S.C.	T.L. Hanna HS	
67	Nathan Brooks	OL	6-4	285	*So.	SQ	Fort Mill, S.C.	Fort Mill HS	
68	Will Boggs	OL	6-3	290	*Jr.	SQ	York, S.C.	York Comprehensive HS	
69	Sam Judy	OL	6-5	315	*So.	SQ	Taylors, S.C.	Eastside HS	
70	Mason Johnstone	OL	6-5	240	*Fr.	RS	Clemson, S.C.	Christ Church Episcopal School	
71	Tristan Leigh	OL	6-6	315	*So.	1VL	Fairfax, Va.	James W. Robinson Secondary School	
72	Zack Owens	OL	6-7	375	Fr.	HS	Covington, Ga.	Eagle's Landing Christian Academy	
73	Bryn Tucker	OL	6-3	330	*Jr.	2VL	Knoxville, Tenn.	Knoxville Catholic HS	Bryn (pronounced like "brine")
74	Marcus Tate	OL	6-5	325	Jr.	2VL	Sunrise, Fla.	NSU University School	
75	Trent Howard	OL	6-3	295	*Jr.	2VL	Birmingham, Ala.	Briarwood Christian School	
76	John Williams	OL	6-4	305	*Jr.	SQ	Canton, Ga.	Creekview HS	
77	Mitchell Mayes	OL	6-3	315	Sr.	3VL	Raleigh, N.C.	Leesville Road HS	
78	Blake Miller	OL	6-6	315	So.	1VL	Strongsville, Ohio	Strongsville HS	
79	Jake Norris	OL	6-3	265	Fr.	HS	Piedmont, S.C.	Wren HS	
80	Beaux Collins	WR	6-3	210	Jr.	2VL	Los Angeles, Calif.	St. John Bosco HS	Beaux (pronounced like "Bo")
81	Olsen Patt-Henry	TE	6-4	210	Fr.	HS	Naples, Fla.	First Baptist Academy	
82	Jackson Crosby	WR	5-10	195	*So.	SQ	Six Mile, S.C.	D.W. Daniel HS	
83	Hampton Earle	WR	5-10	195	^*Sr.	1VL	Clemson, S.C.	D.W. Daniel HS	
84	Markus Dixon	TE	6-5	225	Fr.	HS	Philadelphia, Pa.	Archbishop Wood HS	
85	Charlie Johnson	WR	6-4	200	Fr.	HS	Columbia, S.C.	Ben Lippen School	
86	Tristan Martinez	WR	5-9	175	Fr.	HS	Honolulu, Hawaii	Iolani School	
87	Michael Mankaka	WR	6-0	185	*Fr.	RS	Laurens, S.C.	Laurens District HS	Mankaka (man-KAH-kuh)
88	Clay Swinney	WR	5-9	165	*Fr.	RS	Clemson, S.C.	D.W. Daniel HS	
89	Zach Jackson	WR	6-3	205	*So.	SQ	Acworth, Ga.	Allatoona HS	
89	Jack Smith	P	6-5	230	*Fr.	RS	Saraland, Ala.	Saraland HS	
90	Stephiylan Green	DL	6-4	275	Fr.	HS	Rome, Ga.	Rome HS	Stephiylan (steh-FY-lihn)
91	Zaire Patterson	DE	6-5	260	*So.	SQ	Winston-Salem, N.C.	Winston-Salem Preparatory Academy	
92	Levi Matthews	DE	6-5	215	*Fr.	RS	Raleigh, N.C.	Sanderson HS	
93	Caden Story	DT	6-3	290	*Fr.	RS	Lanett, Ala.	Lanett HS	
97	Patrick Swygert	DT	6-4	235	Fr.	HS	Batesburg-Leesville, S.C.	Batesburg-Leesville HS	
99	A.J. Hoffer	DL	6-5	235	Fr.	HS	Stuart, Fla.	Woodward (Ga.) Academy	

* - one redshirt; ^ - graduate; + - utilizing NCAA blanket waiver from 2020 season for an extra year of eligibility; Note: Classes were advanced for 2020 season players who played five or more games in the 2020 season or had previously redshirted.

COACHES

Coach	Title(s)	Position(s)	Years ¹	Years ²	Alma Mater	Pronunciation
Dabo Swinney	Head Coach		21st	15th	Alabama '93	Dabo Swinney (DAB-oh SWEE-nee)
Mike Reed	Assistant Head Coach, Special Teams Coordinator	Cornerbacks	11th	11th	Boston College '94	
Mickey Conn	Assistant Coach, Co-Defensive Coordinator	Safeties	8th	7th	Alabama '95	
Nick Eason	Assistant Coach, Defensive Run Game Coordinator	Defensive Tackles	2nd	2nd	Clemson '01	
Wes Goodwin	Assistant Coach, Defensive Coordinator	Linebackers	12th	2nd	Mississippi State '07	
Tyler Grisham	Assistant Coach, Recruiting Coordinator	Wide Receivers	10th	4th	Clemson '09	
Kyle Richardson	Assistant Coach, Passing Game Coordinator	Tight Ends	8th	2nd	App State '01	
Garrett Riley	Assistant Coach, Offensive Coordinator	Quarterbacks	1st	1st	Texas Tech '12	
Thomas Austin	Assistant Coach	Offensive Linemen	7th	2nd	Clemson '09	
Lemanski Hall	Assistant Coach	Defensive Ends	9th	6th	Alabama '08	
C.J. Spiller	Assistant Coach	Running Backs	4th	3rd	Clemson '09	

¹ - total years on Clemson staff (including support staff roles); ² - full seasons as Clemson full-time head coach (Dabo Swinney) or Clemson full-time countable assistant coach

ALPHABETICAL ROSTER

#	Player	Pos.	Hgt.	Wgt.	Cl.	Exp.	Hometown	High School or Junior College	Pronunciation
19	Keith Adams Jr.	RB	5-9	210	*Fr.	RS	St. George, Utah	Pine View HS	
32	Jamal Anderson	LB	6-4	205	Fr.	HS	Buford, Ga.	Mill Creek HS	
36	Khalil Barnes	S	6-1	190	Fr.	HS	Athens, Ga.	North Oconee HS	
33	Griffin Batt	TE	6-0	220	*Fr.	RS	Clemson, S.C.	D.W. Daniel HS	
31	Rob Billings	S	6-2	190	Fr.	HS	Marrieta, Ga.	Milton HS	
43	Will Blackston	TE	6-1	255	*Jr.	SQ	Honea Path, S.C.	Belton-Honea Path HS	Honea (HUH-nee-uh)
68	Will Boggs	OL	6-3	290	*Jr.	SQ	York, S.C.	York Comprehensive HS	
9	Jake Briningstool	TE	6-6	230	Jr.	2VL	Brentwood, Tenn.	Ravenwood HS	Briningstool (BREN-ing-stool)
67	Nathan Brooks	OL	6-4	285	*So.	SQ	Fort Mill, S.C.	Fort Mill HS	
6	Tyler Brown	WR	5-11	170	Fr.	HS	Greenville, S.C.	Greenville Senior HS	
45	Vic Burley	DL	6-4	300	Fr.	HS	Warner Robins, Ga.	Warner Robins HS	
19	DeMonte Capehart	DT	6-5	305	*Jr.	2VL	Hartsville, S.C.	Hartsville HS	DeMonte (deh-MAHN-tay)
0	Barrett Carter	LB	6-1	225	Jr.	2VL	Suwanee, Ga.	North Gwinnett HS	
58	Holden Caspersen	LS	5-11	215	*So.	1VL	Roswell, Ga.	Roswell HS	
36	Quinn Castner	PK	5-5	145	*Jr.	SQ	Fort Mill, S.C.	Nation Ford HS	
80	Beaux Collins	WR	6-3	210	Jr.	2VL	Los Angeles, Calif.	St. John Bosco HS	Beaux (pronounced like "Bo")
40	Brodey Conn	S/P	6-0	200	*Fr.	RS	Clemson, S.C.	D.W. Daniel HS	
50	Fletcher Cothran	LB	6-3	210	*Fr.	RS	Anderson, S.C.	T.L. Hanna HS	
5	Sherrod Covil Jr.	S	5-11	195	So.	1VL	Chesapeake, Va.	Oscar Smith HS	Sherrod Covil (shuh-RAHD COH-vill)
22	Dee Crayton	LB	6-1	215	Fr.	HS	Alpharetta, Ga.	Denmark HS	
82	Jackson Crosby	WR	5-10	195	*So.	SQ	Six Mile, S.C.	D.W. Daniel HS	
13	Tyler Davis	DT	6-2	300	^+Sr.	4VL	Apopka, Fla.	Wekiva HS	
44	Cade Denhoff	DE	6-5	255	*So.	1VL	Plant City, Fla.	Lakeland Christian School	Denhoff (DEN-hoff)
84	Markus Dixon	TE	6-5	225	Fr.	HS	Philadelphia, Pa.	Archbishop Wood HS	
51	Colby Doolittle	LB	6-2	235	*So.	SQ	Newberry, S.C.	Mid-Carolina HS	
26	T.J. Dudley	LB	6-1	230	*Fr.	1VL	Montgomery, Ala.	Montgomery Catholic Preparatory School	
83	Hampton Earle	WR	5-10	195	^*Sr.	1VL	Clemson, S.C.	D.W. Daniel HS	
11	Sage Ennis	TE	6-4	235	^*Jr.	2VL	Graceville, Fla.	Lincoln HS	Ennis (EH-niss)
43	Riggs Faulkenberry	LB	6-1	210	*So.	SQ	Greenville, S.C.	Greenville Senior HS	
45	Philip Florenzo	LS	6-2	240	*Jr.	1VL	Towson, Md.	Loyola Blakefield Preparatory School	
21	Jarvis Green	RB	5-11	185	Fr.	HS	Irmo, S.C.	Dutch Fork HS	
90	Stephiylan Green	DL	6-4	275	Fr.	HS	Rome, Ga.	Rome HS	Stephiylan (steh-FY-lihn)
24	Hamp Greene	WR	5-9	180	^*Sr.	SQ	Birmingham, Ala.	Mountain Brook HS	
18	Kylon Griffin	S	5-11	190	*Fr.	RS	Montgomery, Ala.	Montgomery Catholic Preparatory School	
38	Robert Gunn III	PK	6-0	180	*Fr.	RS	Seminole, Fla.	Pinellas Park HS	
15	Ronan Hanafin	WR	6-3	205	Fr.	HS	Burlington, Mass.	Buckingham Browne & Nichols School	
26	Jay Haynes	RB	6-0	185	Fr.	HS	Roanoke, Ala.	Handley HS	
18	Hunter Helms	QB	6-2	215	*Jr.	SQ	West Columbia, S.C.	Gray Collegiate Academy	
37	Jacob Hendricks	S	5-7	170	*So.	SQ	Six Mile, S.C.	D.W. Daniel HS	
99	A.J. Hoffler	DL	6-5	235	Fr.	HS	Stuart, Fla.	Woodward (Ga.) Academy	
75	Trent Howard	OL	6-3	295	*Jr.	2VL	Birmingham, Ala.	Briarwood Christian School	
25	Blackmon Huckabee Jr.	WR	5-11	190	*Jr.	SQ	Clover, S.C.	Clover HS	
89	Zach Jackson	WR	6-3	205	*So.	SQ	Acworth, Ga.	Allatoona HS	
85	Charlie Johnson	WR	6-4	200	Fr.	HS	Columbia, S.C.	Ben Lippen School	
3	Noble Johnson	WR	6-3	205	Fr.	HS	Rockwall, Texas	Rockwall HS	
70	Mason Johnstone	OL	6-5	240	*Fr.	RS	Clemson, S.C.	Christ Church Episcopal School	
6	Sheridan Jones	CB	6-0	190	^+Sr.	4VL	Norfolk, Va.	Maury HS	
69	Sam Judy	OL	6-5	315	*So.	SQ	Taylors, S.C.	Eastside HS	
27	Misun Kelley	ATH	5-10	170	Fr.	HS	Central, S.C.	D.W. Daniel HS	Misun (MY-suhn)
46	Jaden Kinard	S	5-10	180	*Fr.	RS	Pawleys Island, S.C.	Sumter HS	Kinard (kihn-ARD)
2	Cade Klubnik	QB	6-2	195	So.	1VL	Austin, Texas	Westlake HS	Klubnik (CLUB-nihk)
15	Jahiem Lawson	DE	6-2	235	*Fr.	RS	Central, S.C.	D.W. Daniel HS	Jahiem (jah-HEEM)
71	Tristan Leigh	OL	6-6	315	*So.	1VL	Fairfax, Va.	James W. Robinson Secondary School	
14	Shelton Lewis	CB	5-11	180	Fr.	HS	Stockbridge, Ga.	Stockbridge HS	
53	Ryan Linthicum	C	6-3	305	*So.	SQ	Damascus, Md.	Damascus HS	Linthicum (LIHN-thuh-cuhm)
10	Jeadyn Lukus	CB	6-2	195	So.	1VL	Mauldin, S.C.	Mauldin HS	Jeadyn Lukus (JAY-dihn LOO-kuhs)
7	Phil Mafah	RB	6-1	230	Jr.	2VL	Loganville, Ga.	Grayson HS	Mafah (MAH-fuh)
87	Michael Mankaka	WR	6-0	185	*Fr.	RS	Laurens, S.C.	Laurens District HS	Mankaka (man-KAH-kuh)
86	Tristan Martinez	WR	5-9	175	Fr.	HS	Honolulu, Hawaii	Iolani School	
7	Justin Mascoll	DE	6-4	255	^+*Sr.	4VL	Snellville, Ga.	South Gwinnett HS	Mascoll (MAS-kohl)
34	Armon Mason	DE	6-2	225	*So.	1VL	Richmond Hill, Ga.	Richmond Hill HS	Armon (ahr-MAHN)
92	Levi Matthews	DE	6-5	215	*Fr.	RS	Raleigh, N.C.	Sanderson HS	
77	Mitchell Mayes	OL	6-3	315	Sr.	3VL	Raleigh, N.C.	Leesville Road HS	
39	Bubba McAtee	S	6-3	205	*Jr.	1VL	Central, S.C.	D.W. Daniel HS	McAtee (MACK-uh-tee)
21	Kobe McCloud	LB	5-10	225	*Fr.	RS	Tampa, Fla.	Gaither HS	
58	Evan McCutchen	DE	6-2	250	*Jr.	SQ	Hampton, S.C.	Wade Hampton HS	
57	Chandler McMaster	LB	6-3	225	*Fr.	HS	Greenville, S.C.	Christ Church Episcopal School	
34	Kevin McNeal	RB	5-9	195	*So.	SQ	Tuscaloosa, Ala.	Tuscaloosa Academy	
9	R.J. Mickens	S	6-0	210	Sr.	3VL	Southlake, Texas	Carroll HS	
78	Blake Miller	OL	6-6	315	So.	1VL	Strongsville, Ohio	Strongsville HS	
47	Boston Miller	S	6-2	200	*Fr.	RS	Central, S.C.	D.W. Daniel HS	
56	Reed Morrissey	LB	6-0	225	*So.	SQ	Greenville, S.C.	Wren HS	
47	Hogan Morton	PK	5-9	165	*So.	SQ	Birmingham, Ala.	Oak Mountain HS	
1	Andrew Mukuba	S	6-0	185	Jr.	2VL	Austin, Texas	LBJ Early College HS	Mukuba (moo-KOO-buh)
38	Peter Nearn	S	6-2	205	*So.	SQ	Memphis, Tenn.	Evangelical Christian School	
41	Caleb Nix	S	6-0	200	*Fr.	RS	Phenix City, Ala.	Central HS	
79	Jake Norris	OL	6-3	265	Fr.	HS	Piedmont, S.C.	Wren HS	
42	David Ojiegbe	DL	6-4	240	Fr.	HS	Largo, Md.	St. John's College (D.C.) HS	Ojiegbe (oh-JEHB-way)

ALPHABETICAL ROSTER

#	Player	Pos.	Hgt.	Wgt.	Cl.	Exp.	Hometown	High School or Junior College	Pronunciation
16	Myles Oliver	CB	5-11	180	*Fr.	RS	Villa Rica, Ga.	Douglas County HS	
33	Ruke Orhorhoro	DT	6-4	295	^*Sr.	3VL	Lagos, Nigeria	River Rouge (Mich.) HS	Orhorhoro (oh-ROH-roh-roh)
72	Zack Owens	OL	6-7	375	Fr.	HS	Covington, Ga.	Eagle's Landing Christian Academy	
55	Payton Page	DT	6-4	315	Jr.	2VL	Greensboro, N.C.	Dudley HS	
12	T.J. Parker	DL	6-4	255	Fr.	HS	Phenix City, Ala.	Central HS	
64	Walker Parks	OL	6-5	315	Sr.	3VL	Lexington, Ky.	Frederick Douglass HS	
81	Olsen Patt-Henry	TE	6-4	210	Fr.	HS	Naples, Fla.	First Baptist Academy	
91	Zaire Patterson	DE	6-5	260	*So.	SQ	Winston-Salem, N.C.	Winston-Salem Preparatory Academy	
14	Trent Pearman	QB	6-0	185	*Fr.	RS	Clemson, S.C.	D.W. Daniel HS	Pearman (PEER-mihn)
65	Chapman Pendergrass	OL	6-3	295	*Fr.	RS	Anderson, S.C.	T.L. Hanna HS	
59	Dietrick Pennington	OL	6-5	355	*So.	SQ	Memphis, Tenn.	Evangelical Christian School	Dietrick (DEE-trick)
25	Jalyn Phillips	S	6-1	205	^+Sr.	4VL	Lawrenceville, Ga.	Archer HS	
51	Peyton Pitts	OL	6-6	300	*Fr.	RS	Clinton, S.C.	Clinton HS	
44	Banks Pope	TE	6-4	240	*So.	SQ	Columbia, S.C.	A.C. Flora HS	
23	Toriano Pride Jr.	CB	5-11	190	So.	1VL	St. Louis, Mo.	East St. Louis (Ill.) Senior HS	Toriano (tohr-ee-AHN-oh)
56	Will Putnam	OL	6-4	315	^+Sr.	4VL	Tampa, Fla.	Plant HS	
8	Adam Randall	WR	6-2	230	So.	1VL	Myrtle Beach, S.C.	Myrtle Beach HS	
35	Austin Randall	CB	6-1	190	^*Sr.	TR	Myrtle Beach, S.C.	Myrtle Beach HS	
54	Ian Reed	OL	6-6	315	Fr.	HS	Austin, Texas	Vandergrift HS	
31	Tristen Rigby	RB	5-10	205	*So.	SQ	St. Gabriel, La.	Episcopal School of Baton Rouge	
50	Collin Sadler	OL	6-6	325	*Fr.	RS	Inman, S.C.	Greenville Senior HS	
5	Josh Sapp	TE	6-1	245	*Fr.	RS	Greenville, S.C.	Greenville Senior HS	
32	Wise Segars Jr.	RB	6-1	200	*So.	SQ	Sumter, S.C.	D.W. Daniel HS	
55	Harris Sewell	OL	6-3	315	Fr.	HS	Odessa, Texas	Permian HS	
1	Will Shipley	RB	5-11	205	Jr.	2VL	Weddington, N.C.	Weddington HS	
62	Bryce Smith	OL	6-3	280	Fr.	HS	Six Mile, S.C.	D.W. Daniel HS	
89	Jack Smith	P	6-5	230	*Fr.	RS	Saraland, Ala.	Saraland HS	
48	Walt Smith	S	5-8	175	*Fr.	HS	Anderson, S.C.	T.L. Hanna HS	
13	Brannon Spector	WR	6-1	205	*Sr.	2VL	Calhoun, Ga.	Calhoun HS	
10	Troy Stellato	WR	6-1	190	*So.	SQ	Fort Lauderdale, Fla.	Cardinal Gibbons HS	Stellato (steh-LAUGHT-oh)
93	Caden Story	DT	6-3	290	*Fr.	RS	Lanett, Ala.	Lanett HS	
23	Peyton Streko	RB	5-10	180	Fr.	HS	Cumming, Ga.	West Forsyth HS	Streko (STREHK-oh)
29	Branden Strozier	CB	6-2	175	Fr.	HS	Lovejoy, Ga.	Saint Francis HS	Strozier (STROH-zhur)
29	Davian Sullivan	WR	6-4	195	*Sr.	SQ	Woodruff, S.C.	Woodruff HS	Davian (DAY-vee-uhn)
39	Aidan Swanson	P/PK	6-3	170	^*Sr.	1VL	Tampa, Fla.	IMG Academy	
88	Clay Swinney	WR	5-9	165	*Fr.	RS	Clemson, S.C.	D.W. Daniel HS	
97	Patrick Swygert	DT	6-4	235	Fr.	HS	Batesburg-Leesville, S.C.	Batesburg-Leesville HS	
74	Marcus Tate	OL	6-5	325	Jr.	2VL	Sunrise, Fla.	NSU University School	
20	Avieon Terrell	CB	5-11	170	Fr.	HS	Atlanta, Ga.	Westlake HS	Avieon Terrell (AY-vee-ahn tuh-RELL)
20	Domonique Thomas	RB	5-8	215	*Jr.	1VL	Ohatchee, Ala.	Ohatchee HS	
3	Xavier Thomas	DE	6-2	255	^+*Sr.	5VL	Florence, S.C.	IMG (Fla.) Academy	Xavier (ehx-ZAYV-yuhr)
54	Jeremiah Trotter Jr.	LB	6-0	230	Jr.	2VL	Hainesport, N.J.	St. Joseph's (Pa.) Preparatory School	
73	Bryn Tucker	OL	6-3	330	*Jr.	2VL	Knoxville, Tenn.	Knoxville Catholic HS	Bryn (pronounced like "brine")
22	Cole Turner	WR	6-1	180	*Fr.	1VL	Vestavia Hills, Ala.	Vestavia Hills HS	
12	Paul Tyson	QB	6-5	230	^*Sr.	TR	Trussville, Ala.	Hewitt-Trussville HS	
24	Tyler Venables	S	5-11	210	Sr.	3VL	Clemson, S.C.	D.W. Daniel HS	
17	Christopher Vizzina	QB	6-4	215	Fr.	HS	Birmingham, Ala.	Briarwood Christian School	Vizzina (vih-ZEE-nuh)
30	Kylen Webb	S	6-1	185	Fr.	HS	Tampa, Fla.	Sumner HS	
2	Nate Wiggins	CB	6-2	185	Jr.	2VL	Atlanta, Ga.	Westlake HS	
0	Antonio Williams	WR	5-11	190	So.	1VL	Irmo, S.C.	Dutch Fork HS	
76	John Williams	OL	6-4	305	*Jr.	SQ	Canton, Ga.	Creekview HS	
8	Tré Williams	DT	6-2	300	*Jr.	2VL	Windsor, Conn.	St. John's College (D.C.) HS	
17	Wade Woodaz	LB	6-3	215	So.	1VL	Tampa, Fla.	Jesuit HS	
11	Peter Woods	DL	6-2	300	Fr.	HS	Alabaster, Ala.	Thompson HS	

* - one redshirt; ^ - graduate; + - utilizing NCAA blanket waiver from 2020 season for an extra year of eligibility; Note: Classes were advanced for 2020 season players who played five or more games in the 2020 season or had previously redshirted.

COACHES

Coach	Title(s)	Position(s)	Years ¹	Years ²	Alma Mater	Pronunciation
Dabo Swinney	Head Coach		21st	15th	Alabama '93	Dabo Swinney (DAB-oh SWEE-nee)
Mike Reed	Assistant Head Coach, Special Teams Coordinator	Cornerbacks	11th	11th	Boston College '94	
Mickey Conn	Assistant Coach, Co-Defensive Coordinator	Safeties	8th	7th	Alabama '95	
Nick Eason	Assistant Coach, Defensive Run Game Coordinator	Defensive Tackles	2nd	2nd	Clemson '01	
Wes Goodwin	Assistant Coach, Defensive Coordinator	Linebackers	12th	2nd	Mississippi State '07	
Tyler Grisham	Assistant Coach, Recruiting Coordinator	Wide Receivers	10th	4th	Clemson '09	
Kyle Richardson	Assistant Coach, Passing Game Coordinator	Tight Ends	8th	2nd	App State '01	
Garrett Riley	Assistant Coach, Offensive Coordinator	Quarterbacks	1st	1st	Texas Tech '12	
Thomas Austin	Assistant Coach	Offensive Linemen	7th	2nd	Clemson '09	
Lemanski Hall	Assistant Coach	Defensive Ends	9th	6th	Alabama '08	
C.J. Spiller	Assistant Coach	Running Backs	4th	3rd	Clemson '09	

¹ - total years on Clemson staff (including support staff roles); ² - full seasons as Clemson full-time head coach (Dabo Swinney) or Clemson full-time countable assistant coach

VETERAN BIOS



KEITH ADAMS JR.

RB • 5-9 • 210 • *FR. • RS
ST. GEORGE, UTAH
PINE VIEW HS

TIGERS

19

Clemson legacy who finished his prep career in Utah and enters 2023 following a redshirt campaign with two games played in 2022.


2022: Played five offensive snaps over two games appearances while redshirting ... made his collegiate debut vs. Louisiana Tech, gaining 21 yards on three carries ... also saw action vs. No. 24 North Carolina.

Before Clemson: Earned first-team all-state and all-region honors in 2021 after rushing for 1,376 yards and 22 touchdowns on 219 carries as a senior ... also added 217 yards and a touchdown on 17 receptions ... helped Pine View to a UHSAA/Mountain America state semifinal appearance, upsetting two higher-seeded teams (including the state's top seed) en route to the final four ... named as the top running back in the Washington County area and one of the top three backs in Class 4A in Utah ... coached by Ray Hosner at Pine View High School ... began his prep career at Cherokee High School ... two-time first-team all-region honoree for Class 7A at Cherokee, earning selections as a sophomore in 2019 and as a junior in 2020 ... scored 14 touchdowns and gained 1,350 yards on 218 carries and caught 17 passes for 217 yards and a touchdown in 2020 ... rushed for 1,151 yards and 10 touchdowns on 231 carries in 2019 in addition to catching 12 passes for 114 yards and a touchdown ... committed to Clemson on National Signing Day, Feb. 2, 2022.

Personal: Son of Clemson Hall of Famer Keith Adams, a two-time All-America linebacker who won 1999 ACC Defensive Player of the Year and still holds Clemson single-season records for tackles, tackles for loss and sacks ... grandson of Julius Adams, a second-round pick in the 1971 NFL Draft who played 16 seasons with the New England Patriots and earned a Pro Bowl appearance in 1980 ... academic standout with a 3.87 high school GPA ... enrolled at Clemson in the summer of 2022 ... communication major ... born Dec. 19, 2003.

ADAMS CAREER STATS

Year	G-S	Snaps	Car	Yds	Avg	TD	LG	Rec	Yds	TD
2022	2-0	5	3	21	7.0	0	11	0	0	0



GRIFFIN BATT

TE • 6-0 • 220 • *FR. • RS
CLEMSON, S.C.
D.W. DANIEL HS

TIGERS

33

Joined Clemson as a walk-on prior to the 2022 season.


2022: ACC Honor Roll selection ... made collegiate debut vs. Louisiana Tech.

Before Clemson: All-state linebacker at Daniel High School ... part of consecutive state title teams in 2020 and 2021 ... notched 108 tackles (13 for loss) during its 14-0 state title season in 2021 ... also added 3.0 sacks, two fumble recoveries, two pass breakups and one blocked kick to earn all-region honors ... coached by Jeff Fruster at Daniel ... chose to play at Clemson despite fielding interest from Ivy League programs.

Personal: Parks, recreation and tourism management major ... born April 11, 2003 ... completed a microinternship with The Late Show with Stephen Colbert in spring 2023.

BATT CAREER STATS

Year	G-S	Snaps	Rec	Yds	Avg	TD	LG
2022	1-0	0	0	0	---	0	---



WILL BLACKSTON

TE • 6-1 • 255 • *JR. • SQ
HONEA PATH, S.C.
BELTON-HONEA PATH HS

TIGERS

43

Walk-on who appeared in three games across his first three seasons.

2022: Did not appear in game action.

2021: Made season debut vs. SC State ... also contributed on special teams vs. UConn.

2020: Made collegiate debut vs. Pitt.

Before Clemson: Lettered at Belton-Honea Path, where he contributed at both tight end and defensive line ... multiple time all-region selection who was named to the all-state team as a senior ... was selected to the 2019 Shrine Bowl.

Personal: Health science major ... two-time ACC Honor Roll selection (2020-21) ... born April 30, 2002.

BLACKSTON CAREER STATS

Year	G-S	Snaps	Rec	Yds	Avg	TD	LG
2020	1-0	0	0	0	---	0	---
2021	2-0	0	0	0	---	0	---
Totals	3-0	0	0	0	---	0	---



WILL BOGGS

OL • 6-3 • 290 • *JR. • SQ
YORK, S.C.
YORK COMPREHENSIVE HS

TIGERS

68

Enters 2023 having played seven snaps from scrimmage in two career games.

2022: Played seven offensive snaps over two games ... made collegiate debut vs. Louisiana Tech ... played six snaps vs. No. 24 North Carolina.

2021: Contributed on scout team.

2020: Walked on and served in a scout team role in his debut season.

Before Clemson: Lettered at York Comprehensive High School, where he earned South Carolina Offensive Lineman of the Year honors from the South Carolina Football Coaches Association in 2019 ... selected to the 2019 Shrine Bowl.

Personal: Earned degree in civil engineering in May 2023 ... three-time ACC Honor Roll selection (2020-22) ... born Jan. 20, 2002.

BOGGS CAREER STATS

Year	G-S	Snaps
2022	2-0	7



JAKE BRININGSTOOL

TE • 6-6 • 230 • JR. • 2VL
BRENTWOOD, TENN.
RAVENWOOD HS

TIGERS

9

Talented emerging weapon in the passing game who enters 2023 having caught 28 career passes for 352 yards and five touchdowns in 494 offensive snaps over 22 career games (one start).

2022: Accrued 285 yards and four touchdowns on 25 receptions in 392 offensive snaps over 14 games (one start) ... one half (along with Davis Allen) of the first tight end duo in Clemson history to each record four touchdown receptions in a single season ... All-ACC Academic Team selection ... ACC Honor Roll selection ... caught a 12-yard pass at Georgia Tech ... added the second touchdown reception of his career on a two-yard pass from DJ Uiagalelei vs. Furman ... caught two passes for 16 yards vs. Louisiana Tech ... led Clemson with six receptions at No. 21 Wake Forest for a career-high 72 yards and a touchdown ... added 54 yards and a touchdown on four receptions vs. No. 10 NC State ... caught a seven-yard touchdown pass at Florida State ... gained 32 yards on two receptions vs. Louisville ... recorded a team-high 57 yards on three receptions vs. Miami (Fla.) including a career-long 49-yard catch-and-run ... caught a three-yard pass vs. South Carolina ... added a reception vs. No. 24 North Carolina ... caught three passes for 29 yards against his home state team in the Orange Bowl vs. No. 6 Tennessee.

2021: Caught three passes for 67 yards and a touchdown in 102 snaps over eight games ... made Clemson debut vs. SC State ... recorded his first career catch with a diving 11-yard grab vs. Florida State ... impressed on two catches for 56 yards vs. UConn, making a career-long 31 yard catch and later adding his first touchdown on a 25-yard pass from Billy Wiles.

Before Clemson: Unanimous four-star prospect from the three major recruiting services who is also a unanimous top 100 national player ... ranked 70th in the nation by Rivals, which also listed him as the fourth-best tight end in the nation and second-best player in the state of Tennessee ... ESPN.com listed him as the No. 71 overall player in the nation, second-best tight end and the best player in Tennessee ... 247Sports listed Briningstool as the No. 84 overall player, third-best tight end and best player in Tennessee ... selected for the Under Armour All-American Game

FOR A COMPLETE LIST OF EVERY 2023
PLAYER'S CAREER GAME-BY-GAME STATS,
SEE THE 2023 TIGER FOOTBALL MEDIA GUIDE
SUPPLEMENT BY SCANNING THE QR CODE.



... PrepStar five-star recruit and Top 150 Dream Team selection who ranked as the No. 1 tight end and No. 1 prospect in Tennessee and as the nation's No. 48 overall prospect ... had 39 receptions for 774 yards and 12 touchdowns as a senior in 2020 ... also had a 51-yard kickoff return for a score, giving him 13 touchdowns for the year ... on defense had 38 tackles, seven sacks, 11 tackles for loss and a forced fumble ... for his career, recorded 111 receptions for 1,955 yards and 22 receiving touchdowns ... three-year starter who led his Ravenwood team to a 30-10 record and made the playoffs each year ... was 6A State Runner-up in 2019 and a 6A semifinalist in 2018 ... Mr. Football finalist in Tennessee for 6A as a senior ... Regional 6-6A Co-MVP in 2020 ... all-region in 2019 and 2020 ... second-team All-Mid State as a junior ... along with classmate Dietrick Pennington, was one of Clemson two signees from Tennessee in a single class for the second time under Dabo Swinney, joining the 2017 signing class that produced two of Clemson's top 16 players in career receiving yardage (Tee Higgins and Amari Rodgers, both of whom hailed from the Knoxville area) ... committed to Clemson on Jan. 26, 2020 ... recruited by Lemanski Hall and Danny Pearman ... played for Matt Daniels at Ravenwood High School.

Personal: Sociology major ... enrolled at Clemson in January 2021 ... completed a microinternship with Elliott Realty in Myrtle Beach in spring 2022 ... born Dec. 9, 2002.

BRININGSTOOL CAREER STATS

Year	G-S	Snaps	Rec	Yds	Avg	TD	LG
2021	8-0	102	3	67	22.3	1	31
2022	14-1	392	25	285	11.4	4	49
Totals	22-1	494	28	352	12.6	5	49



NATHAN BROOKS

OL • 6-4 • 285 • *SO. • SQ
FORT MILL, S.C.
FORT MILL HS

TIGERS

67

Joined Clemson as a walk-on in Fall 2021.

2022: ACC Honor Roll selection ... did not appear in game action while participating on scout team.

2021: Contributed on scout team.

Before Clemson: Was a multi-year starter at Fort Mill (S.C.) High School.

Personal: Civil engineering major ... born Oct. 3, 2003.



DEMONTÉ CAPEHART

DT • 6-5 • 305 • *JR. • 2VL
HARTSVILLE, S.C.
HARTSVILLE HS

TIGERS

19

Enters 2023 credited with 16 tackles (4.0 for loss) and a sack in 123 snaps

over 22 career games.

2022: Had 13 tackles (2.0 for loss) in 83 defensive snaps over 13 games ... All-ACC Academic Team selection ... made two tackles at Georgia Tech ... had two tackles (including a shared tackle for loss) vs. Furman ... had 1.5 tackles for loss among his two tackles vs. Louisiana Tech ... made a tackle at Notre Dame ... added one tackle vs. South Carolina ... had two tackles vs. No. 24 North Carolina ... had three tackles vs. No. 6 Tennessee.

2021: Played 20 snaps over five games ... made season debut vs. SC State ... also saw action vs. UConn and at South Carolina.

VETERAN BIOS

2020: Played 20 snaps as a true freshman, being credited with three tackles (2.0 for loss) and a sack over four games ... made collegiate debut vs. The Citadel, tying for the team lead with 2.0 tackles for loss and producing one sack among his three tackles.

Before Clemson: Played three years at Hartsville High School in South Carolina before going to IMG Academy for the 2019 season ... played for Kevin Wright at IMG in 2019, starting all 10 games and recording 44 total tackles, including 35 first hits ... led the team with 16 tackles for loss and tied for the team lead in sacks with 5.5 ... helped IMG to a 9-1 record and No. 9 national ranking from USA Today ... named first-team postseason All-American by Sports Illustrated ... as a junior at Hartsville, he helped coach Jeff Calabrese's team to a 12-1 record, posting 40 tackles, 19 of which were tackles for loss, and seven sacks ... also played 22 basketball games over two years for Hartsville ... at the time of his signing, ranked as the No. 27 overall player in the nation by ESPN.com, which also listed him as the second-best defensive tackle and second-best player from the state of South Carolina ... listed as No. 35 overall player in the nation by 247Sports, the second-best defensive tackle and the sixth-best player in the state... ranked as No. 35 overall player in the nation by Rivals.com, the third-best defensive tackle and the fifth-best player in the state... ranked as No. 52 player in the nation overall, the second-best defensive tackle and second-best player of South Carolina origin by PrepStar ... was listed as the second-best player from South Carolina by the Charlotte Observer ... selected to Under Armour All-America Game ... committed to Clemson on June 5, 2018 ... recruited to Clemson by Todd Bates and Robbie Caldwell.

Personal: Born July 19, 2002 ... name pronounced "duh-MON-tay" ... majoring in sports communication ... enrolled at Clemson in January 2020 ... three-time ACC Honor Roll selection (2020-22).

CAPEHART CAREER STATS

Year	G-S	Snaps	Hit	Asst	Tot	TFL	Sacks	Int	QB	PBU	CF-RF
2020	4-0	20	2	1	3	2-7	1-6	0-0	2	0	0-0
2021	5-0	20	0	0	0	0-0	0-0	0-0	0	0	0-0
2022	13-0	83	11	2	13	2-6	0-0	0-0	0	0	0-0
Totals	22-0	123	13	3	16	4-13	1-6	0-0	2	0	0-0



BARRETT CARTER

LB • 6-1 • 225 • JR. • 2VL
SUWANEE, GA.
NORTH GWINNETT HS

TIGERS

Versatile member of the back seven called by Dabo Swinney as "one of the

best pure football players I've had in 20 years" ... All-American who enters 2023 credited by the coaching staff with 103 career tackles (11.5 for loss), 5.5 sacks, nine pass breakups, two forced fumbles, two interceptions and a fumble recovery in 1,011 career snaps over 25 games (one start) ... in 2022, joined Butkus Award winners Nakobe Dean and Isaiah Simmons among recent Power Five players to post at least 10 tackles for loss, five sacks, multiple interceptions and multiple forced fumbles in a single season.

2022: Fourth-team All-America honoree from Phil Steele ... named first-team All-ACC by Phil Steele and Pro Football Focus ... tied for third on the team with 77 tackles (10.5 for loss) as credited by the coaching staff, with 5.5 sacks, eight pass breakups, two interceptions and two forced fumbles in a unit-high 832 snaps over 13 games (all starts) ... prior to Carter and two others in 2022, the last two Power Five conference players to reach 10 tackles for loss, five sacks, two forced fumbles and two interceptions in a season were Georgia's Nakobe Dean in 2021 and Clemson's Isaiah Simmons in 2019, years in which both players won the Butkus Award as the nation's top linebacker ... All-ACC Academic Team selection ... shared team defensive player of the game honors in his first career start, as coaches credited him with nine tackles (one for loss) and his first career forced fumble at Georgia Tech ... added two tackles and his first career interception vs. Furman ... recorded two tackles and three pass breakups vs. Louisiana Tech including a deflected ball that resulted in a Malcolm Greene interception ... contributed six tackles at No. 21 Wake Forest ... credited with six tackles, a sack and a pass breakup vs. No. 10 NC State, sharing team defensive player of the game honors ... contributed four tackles (1.5 for loss), a sack and a forced fumble at Boston College, once again earning team co-defensive player of the game honors ... made four tackles (0.5 for loss) at Florida State ... notched eight tackles (one for loss) at Notre Dame ... recorded a superlative performance vs. Louisville, earning ACC Linebacker of the Week and team defensive player of the game after recording nine tackles (3.5 for loss), two sacks,

an interception and a pass breakup ... became the first player to record 3.5 or more tackles for loss, 2.0 or more sacks and an interception in a game between two Power Five teams since South Carolina's Melvin Ingram against Auburn in 2011 ... added four tackles vs. Miami (Fla.) ... registered four tackles vs. South Carolina ... tied for the team lead with nine tackles (one for loss) with a half-sack and a pass breakup vs. No. 24 North Carolina ... led team with 10 tackles (one for loss), a sack and two pass breakups in the Orange Bowl vs. No. 6 Tennessee, earning placement on PFF's All-Bowl Team.

2021: Credited with 26 tackles (one for loss), a pass breakup and a fumble recovery he returned three yards for a touchdown in 179 snaps over 12 games (one start) ... became the first Clemson player on record to wear number zero ... contributed two tackles in his Clemson debut vs. No. 5 Georgia ... added two tackles vs. SC State ... recorded four tackles at NC State ... registered two tackles vs. Boston College ... made first career start at No. 23 Pitt, contributing five tackles and a pass breakup ... recorded two tackles and returned a desperation lateral attempt three yards for a touchdown as time expired vs. Florida State ... added four tackles (one for loss) vs. UConn ... made two tackles vs. No. 13 Wake Forest ... made one tackle at South Carolina ... recorded two tackles vs. Iowa State.

Before Clemson: Five-star athlete from Georgia ranked as the No. 17 overall player in the nation by 247Sports ... versatile athlete ... also listed by 247Sports as the second-best linebacker in the nation and third-best player in Georgia, earning a five-star ranking following his signing in the early signing period ... Rivals.com listed Carter as a five-star player, ranked as the nation's No. 21 overall player, the top linebacker in the nation and the third-best player in Georgia ... ESPN.com lists him as a four-star, the No. 103 overall player in the nation ... PrepStar five-star recruit and Top 150 Dream Team selection who ranked as the nation's No. 40 overall prospect and No. 4 player in Georgia ... earned Defensive National High School Player of the Year from the Maxwell Football Club ... in a 2020 state playoff game, he recorded 197 yards rushing on 17 attempts on offense and had eight tackles, three sacks and a fumble recovery on defense ... he accomplished that after running for 142 yards on just six carries in the regular season finale ... for the season he rushed for 429 yards, a 9.3-yard average, and scored 10 touchdowns and added seven catches for 68 yards ... finished the year with 11 tackles for loss, including five sacks, to go with 38 tackles in seven games ... had a 79-yard interception return for a touchdown ... also threw a 13-yard rushing pass ... during his junior season in 2019, he recorded 73 tackles and 10 sacks in 13 games ... had 51 tackles and seven tackles for loss in 11 games during his sophomore season ... finished his career with 162 tackles, 27 tackles for loss, including 18 sacks ... 116 of his tackles were solos ... selected to play in the All-American Bowl ... committed to Clemson on May 19, 2020 ... recruited by Mickey Conn and Brent Venables ... played for Bill Stewart at North Gwinnett High School.

Personal: Born Oct. 23, 2002 ... majoring in sports communication ... two-time ACC Honor Roll selection (2021-22).

CARTER CAREER STATS

Year	G-S	Snaps	Hit	Asst	Tot	TFL	Sacks	Int	QB	PBU	CF-RF
2021	13-1	179	12	14	26	1-2	0-0	0-0	3	1	0-1
2022	13-13	832	59	18	77	10.5-56	5.5-44	2-1	11	8	2-0
Totals	26-14	1011	71	32	103	11.5-58	5.5-44	2-1	14	9	2-1



HOLDEN CASPERSEN

LS • 5-11 • 215 • *SO. • 1VL
ROSWELL, GA.
ROSWELL HS

TIGERS

Joined Clemson as a walk-on in 2021 and enters 2023 having appeared in 16 career games.

2022: Earned starting long snapper job on punts prior to the season opener against Georgia Tech and served in that role for all 14 contests ... All-ACC Academic Team selection ... made a special teams tackle at Notre Dame ... added another special teams tackle vs. Louisville ... recorded a tackle vs. No. 24 North Carolina.

2021: Appeared in two games while redshirting ... made collegiate debut vs. SC State ... snapped on Clemson's final two punts vs. UConn.

Before Clemson: Snapped at Roswell (Ga.) High School ... named as a five-star snapping prospect by Rubio Long Snapping.

Personal: Born Oct. 30, 2002 ... financial management major ... completed microinternships with Credit Suisse in New York in spring 2022 and with Google in California in spring 2023 ... opted to walk-on at Clemson over scholarship offers from Tulane,

Stetson and Kennesaw State ... two-time ACC Honor Roll selection (2021-22).

CASPERSEN CAREER STATS

Year	G-S	Snaps
2021	2-0	0
2022	14-0	0
Totals	16-0	0



QUINN CASTNER

PK • 5-5 • 145 • *JR. • SQ
FORT MILL, S.C.
NATION FORD HS

TIGERS

Walk-on who made one appearance on a kickoff in his debut season in 2020.

2022: Did not appear in game action.

2021: Contributed in a scout team role ... ACC Honor Roll selection.

2020: Made Clemson debut vs. The Citadel, getting a huge ovation from the Clemson sideline upon booting a touchback on his first career kickoff.

Before Clemson: Lettered at Nation Ford High School in Fort Mill, S.C. ... went 13-of-14 on field goal attempts and 35-for-35 on PATs as a senior.

Personal: Bioengineering major ... born April 24, 2002.

CASTNER CAREER STATS

Year	G-S	11-29	30-39	40-49	50+	Total	HB	LG	PAT	Pts
2020	1-0	0-0	0-0	0-0	0-0	0-0	0	---	0-0	0



BEAUX COLLINS

WR • 6-3 • 210 • JR. • 2VL
LOS ANGELES, CALIF.
ST. JOHN BOSCO HS

TIGERS

Polished young wide receiver who broke out late in his true freshman season with 31 catches for 407 yards and three touchdowns ... joined DeAndre Hopkins (2010), Sammy Watkins (2011), Artavis Scott (2014), Hunter Renfrow (2015), Deon Cain (2015) and Justyn Ross (2018) as the only Clemson freshmen — true or redshirt — in the Dabo Swinney era to post at least 30 receptions and at least 400 receiving yards in their debut season ... enters 2023 with 53 receptions for 780 yards and eight touchdowns in 937 offensive snaps over 21 games (16 starts).

2022: CSC Academic All-District selection ... All-ACC Academic Team selection ... caught 22 passes for 373 yards and a career-high five touchdowns in 465 offensive snaps over 10 games (all starts) ... recorded 54 yards and a touchdown on three receptions at Georgia Tech ... added 57 yards and a touchdown on a team-high-tying four receptions vs. Furman ... scored another touchdown among his 47 yards on two catches vs. Louisiana Tech ... caught four passes for 60 yards with a two-point conversion and an overtime touchdown at No. 21 Wake Forest, becoming the first Clemson player to catch a touchdown in each of the first four games of the season since Sammy Watkins in 2011 and posting the first four-game streak with a receiving touchdown at any point of a season since Tee Higgins in 2019 ... had a 14-yard reception vs. No. 10 NC State ... caught a touchdown among his four catches for 58 yards at Boston College, becoming the first Clemson player to catch a touchdown in five of the first six games of a season since DeAndre Hopkins during his ACC-record-setting 2012 campaign ... gained 18 yards on two catches at Notre Dame ... gained 65 yards on two catches vs. South Carolina, including a 59-yarder that tied Clemson's season long at the time.

2021: Finished second on the team in receptions (31) and third in receiving yards (407) while tying for the team lead with three touchdown catches in 472 snaps over 11 games with six starts ... made collegiate debut vs. SC State, catching three passes for 36 yards ... gained 29 yards on two catches at Syracuse ... made first career start at No. 23 Pitt, gaining 23 yards on a team-high-tying five receptions ... added a nine-yard catch vs. Florida State ... earned offensive player of the game honors after recording a then-career-high 104 yards on six receptions, including a 46-yard touchdown catch, at Louisville to record the first 100-yard receiving game by a Clemson true freshman since Justyn Ross recorded 153 yards against Alabama in the College Football Playoff National Championship Game to end the 2018 season ... added five catches for 40 yards with a 32-yard touch-

VETERAN BIOS

down catch vs. UConn, becoming the first Clemson true freshman with a touchdown catch in consecutive games since Ross at the end of 2018 ... recorded a career-high 137 receiving yards and a spectacular one-handed touchdown grab on four receptions vs. No. 13 Wake Forest, becoming the first Clemson true freshman to catch a touchdown in three straight games since Deon Cain recorded a touchdown reception in five straight games in 2015 ... caught two passes for nine yards at South Carolina ... gained 20 yards on three receptions vs. Iowa State.

Before Clemson: A national top 50 player according to ESPN.com ... played two high school seasons with Clemson quarterback DJ Uigalelei ... Rivals.com listed him as the No. 57 overall player in the nation, as well as the tenth-best receiver and third-best player in the state of California ... ESPN.com ranked him No. 46 overall and as the third-best receiver in the nation and the fifth-best player in California ... PrepStar five-star recruit and Top 150 Dream Team selection who ranked as the nation's No. 27 recruit, including the No. 4 wide receiver prospect and No. 4 player in California ... did not have a 2020 high school season due to the COVID-19 pandemic ... as a junior in 2019, had 41 receptions for 1,008 yards and 14 touchdowns ... averaged 24.6 yards per reception ... helped team to state title, a 13-1 record and No. 1 national ranking in 2019 ... had five 100-yard games ... had biggest game against Liberty High with four catches for 178 yards, when all four receptions went for a touchdown including a career-long 80-yard catch ... selected to play in the Under Armour All-America Game ... committed to Clemson on Jan. 25, 2020 ... recruited by Tyler Grisham and Todd Bates ... signed with Clemson on Dec. 16, 2020, his 18th birthday ... played for Jason Negro at St. John Bosco High School in Bellflower, Calif.

Personal: Management major ... enrolled at Clemson in January 2021 ... completed a microinternship at National Football League headquarters in New York in spring 2022 ... born Dec. 16, 2002 ... two-time ACC Honor Roll selection (2021-22).

COLLINS CAREER STATS

Year	G-S	Snap	Rec	Yds	Avg	TD	LG
2021	11-6	472	31	407	13.1	3	58
2022	10-10	465	22	373	17.0	5	59
Totals	21-16	937	53	780	14.7	8	59



BRODEY CONN

S/P • 6-0 • 200 • *FR. • RS
CLEMSON, S.C.
D.W. DANIEL HS

TIGERS

40 Joined Clemson as a walk-on prior to the 2022 season.

2022: ACC Honor Roll selection ... made collegiate debut vs. Louisiana Tech in his lone appearance of his redshirt season.

Before Clemson: Multi-sport athlete who hopes to play both football and baseball at Clemson ... key contributor on Class 3A state title teams in 2020 and 2021 ... recorded 45 tackles (3.0 for loss) at safety in 2021 ... added 10 pass breakups, two forced fumbles and an interception to earn all-region honors ... punted 24 times in 14 games in 2021, including four downed inside the 10-yard line, to earn all-state punting recognition ... two-time all-region selection at safety and punter ... also long snapper, earning 2019 High School Blitz Long Snapper of the Year ... played for Jeff Fruster at Daniel High School ... originally committed to play baseball at TCU before instead electing to pursue both sports at Clemson ... four-year varsity baseball player at Daniel who entered his senior season as one of the top-rated second basemen in the state ... 2021 pre-season high school baseball All-American ... 2020 and 2021 Palmetto Games selection.

Personal: Pre-business major ... son of Clemson Co-Defensive Coordinator/Safeties Coach Mickey Conn ... born Aug. 30, 2003.

CONN CAREER STATS

Year	G-S	Snap	Hit	Asst	Tot	TFL	Sacks	Int	QP	PBU	CF	CF-RF
2022	1-0	0	0	0	0	0-0	0-0	0-0	0	0	0	0-0



FLETCHER COTTHRAN

LB • 6-3 • 210 • *FR. • RS
ANDERSON, S.C.
T.L. HANNA HS

TIGERS

50 Joined Clemson as a walk-on in the summer of 2022.

2022: Appeared in one game while redshirting ... made collegiate debut vs. Louisiana Tech.

Before Clemson: Lettered at T.L. Hanna High School, where he also played baseball ... chose Clemson over offers from South Carolina, Charleston Southern, The Citadel and Fordham.

Personal: Born Jan. 21, 2004.

COTTHRAN CAREER STATS

Year	G-S	Snap	Hit	Asst	Tot	TFL	Sacks	Int	QP	PBU	CF	CF-RF
2022	1-0	0	0	0	0	0-0	0-0	0-0	0	0	0	0-0



SHERROD COVIL JR.

S • 5-11 • 195 • *SO. • 1VL
CHESAPEAKE, VA.
OSCAR SMITH HS

TIGERS

5 Enters 2023 credited with 16 tackles (one for loss) in 152 defensive snaps over 13 games as a freshman in 2022


2022: Credited with 16 tackles (one for loss) in 152 defensive snaps over 13 games in his freshman campaign ... made his collegiate debut vs. Georgia Tech ... added a tackle vs. Louisiana Tech ... credited with three tackles vs. No. 10 NC State ... contributed two tackles at Boston College ... notched a special teams tackle vs. Miami (Fla.) ... added five tackles (one for loss) vs. South Carolina ... made one tackle vs. No. 24 North Carolina ... recorded three tackles in the Orange Bowl vs. No. 6 Tennessee.

Before Clemson: Starter at Oscar Smith High School in Virginia who helped the team to consecutive 6A state titles in 2020 and 2021 ... team had a 13-1 record in 2021, winning the state title with a 42-17 victory ... Under Armour All-America Game ... consensus top-200 national defensive back ... No. 154 overall player in the nation by PrepStar, which also listed him as the 13th-best safety and fifth-best player in Virginia ... No. 166 in the nation by ESPN.com, which also listed him as the 11th-best safety and ninth-best player in Virginia ... No. 194 overall by 247Sports, including ranking as the 14th-best safety and eighth-best player in Virginia ... Rivals.com ranked him No. 211 overall, including 15th among safeties and fifth in Virginia ... rated by On3 Sports as the nation's No. 200 overall player, the 17th-best safety and the fifth-best prospect in Virginia ... coached by Chris Scott at Oscar Smith High School ... committed to Clemson on June 17, 2021 ... enrolled at Clemson in January 2022 ...

Personal: Pre-business major ... name pronounced "SURE-odd COE-ville" ... born May 2, 2003.

COVIL CAREER STATS

Year	G-S	Snap	Hit	Asst	Tot	TFL	Sacks	Int	QP	PBU	CF	CF-RF
2022	13-0	152	10	6	16	1-1	0-0	0-0	0	0	0	0-0



JACKSON CROSBY

WR • 5-10 • 195 • *SO. • SQ
SIX MILE, S.C.
D.W. DANIEL HS

TIGERS

82 Joined Clemson as a walk-on prior to the 2021 season.

2022: Made collegiate debut vs. Louisiana Tech, playing one offensive snap in his only appearance of the season.

2021: Contributed on scout team ... ACC Honor Roll selection.

Before Clemson: Played football and baseball at Daniel High School in Central, S.C.

Personal: Born Feb. 12, 2003 ... management major.

CROSBY CAREER STATS

Year	G-S	Snap	Rec	Yds	Avg	TD	LG
2022	1-0	1	0	0	---	0	---



TYLER DAVIS

DT • 6-2 • 300 • ^ • SR. • 4VL
APOPKA, FLA.
WEKIVA HS

TIGERS

13 2022 All-American who is also a three-time All-ACC selection, including back-to-back first-team honors in 2021 and 2022 ... enters 2023 tied with Christian Wilkins, Dexter Lawrence and William Perry (three

each) for the most career All-ACC selections by a defensive tackle in Clemson history, company befitting a player nicknamed "Baby Dex" by Dabo Swinney and "Mini Fridge" by former teammate K.J. Henry ... made an immediate impact at Clemson, earning the starting role in his first career game as a true freshman in 2019 and becoming a key interior piece for Clemson's defense ever since ... credited with 122 tackles (26.0 for loss), 15.5 sacks, four pass breakups and three fumble recoveries in 1,551 snaps over 43 games (39 starts).

2022: Voted by his teammates as a permanent team captain ... earned second-team All-America honors from the FWAA and Phil Steele ... Bednarik Award semifinalist ... first-team All-ACC selection ... also garnered first-team All-ACC honors from the AP and Phil Steele ... second-team All-ACC selection by Pro Football Focus ... ACC Honor Roll selection ... started 11 of the 12 games in which he appeared, finishing credited with 27 tackles (9.5 for loss), 5.5 sacks, a pass breakup and a fumble recovery in 495 snaps ... finished second on the team with 15 quarterback pressures, as credited by the team's coaching staff ... recorded two tackles at Georgia Tech ... after missing two games, contributed six tackles (2.5 for loss) with 1.5 sacks at No. 21 Wake Forest to earn team defensive player of the game ... had a half-sack among his two tackles (1.5 for loss) vs. No. 10 NC State, sharing team defensive player of the game honors ... credited two tackles (0.5 for loss) and five quarterback hurries at Boston College ... added one tackle at Florida State ... notched a career-high 2.0 sacks amid his four tackles (2.5 for loss) vs. No. 14 Syracuse ... had a tackle and a pass breakup at Notre Dame ... contributed two tackles vs. Louisville ... added two tackles vs. South Carolina ... collected two tackles (1.5 for loss) with a half-sack vs. No. 24 North Carolina ... posted three tackles with a sack in the Orange Bowl vs. No. 6 Tennessee.

2021: First-team All-ACC selection despite battling injuries during the season ... also collected second-team All-ACC honors from the Associated Press ... credited with 27 tackles (2.5 for loss), 2.5 sacks and a fumble recovery over 321 snaps in nine games (eight starts) ... Clemson was 8-0 in games he started and 2-3 in games in which he did not play (Georgia, NC State, Boston College and Syracuse) or was limited to playing on a snap count in a reserve role (Pitt) ... made season debut with one tackle vs. SC State ... credited with seven tackles vs. Georgia Tech ... missed three games with a torn bicep but returned at No. 23 Pitt, making three tackles ... notched a half-sack among his four tackles vs. Florida State ... made one tackle at Louisville ... had a nine-yard sack among his two tackles vs. UConn ... contributed three tackles (one for loss) with a sack and a fumble recovery vs. No. 13 Wake Forest ... made three tackles at South Carolina ... added three tackles in season finale vs. Iowa State.

2020: Credited with 17 tackles (5.0 for loss), 2.0 sacks and a pass breakup in 196 snaps over seven games (all starts) while battling injury for much of the season ... recorded two tackles at Wake Forest ... unavailable vs. The Citadel ... held out as a precaution vs. Virginia ... returned to action vs. No. 7 Miami and added two tackles ... made two tackles (both for loss) including a sack at Georgia Tech, sharing team defensive player of the game honors ... returned to action vs. Pitt after missing three games, recording a sack among his two tackles and adding a pass breakup ... added two tackles at Virginia Tech ... notched four tackles (two for loss) in ACC Championship Game vs. No. 2 Notre Dame ... contributed three tackles vs. No. 3 Ohio State in Sugar Bowl.

2019: Second-team All-ACC selection ... credited with 51 tackles (9.0 for loss), 5.5 sacks, two pass breakups and a fumble recovery in 539 snaps over 15 games (13 starts) ... his 13 starts were the most by a true freshman defensive lineman in school history ... led all true freshmen interior linemen in the country in sacks ... became the first true freshman defensive tackle to start a season opener for Clemson since Jeff Mills in 1974 ... posted five tackles including a half-sack in the opener vs. Georgia Tech, sharing team defensive player of the week honors ... contributed two tackles vs. No. 12 Texas A&M ... posted three tackles including the first full sack of his career at Syracuse ... added three tackles vs. Charlotte ... recorded two tackles including a sack at North Carolina ... added two tackles (1.5 for loss) and a half-sack vs. Florida State ... posted seven tackles (0.5 for loss) at Louisville ... made four tackles (one for loss) vs. Boston College ... registered three tackles vs. Wofford ... recorded a tackle, a pass breakup and a fumble recovery at NC State, sharing team defensive player of the game honors ... credited with four tackles and a pass breakup vs. Wake Forest ... contributed a tackle at South Carolina ... registered five tackles, including 1.5 sacks, vs. No. 22 Virginia in the ACC Championship Game ... added four tackles (one for loss) vs. No. 2 Ohio State in the Fiesta Bowl ... recorded a sack among his three tackles vs. No. 1 LSU.

Before Clemson: Rated as No. 60 overall player in the nation by ESPN and No. 74 by Tom Lemming ... unanimous four-star player ... ESPN listed him as No. 7 defensive tackle in the nation and seventh-best overall player in Florida ... Rivals.com listed him as 18th-best defensive tackle in the nation ... national

VETERAN BIOS

top 300 player according to 247Sports, where he ranked as the No. 218 player in the nation as well as the 12th-best defensive tackle in the nation and 24th-best player in Florida ... had 34 tackles, including 14 tackles for loss and six sacks in 2018 ... had best game against West Orange when he had eight tackles, four tackles for loss and three sacks ... had an interception in 2018 as well ... helped team to 11-2 record and a top 10 ranking in the state of Florida ... played his high school football at Wekiva High School for Rich Bedesem ... Clemson recruiter was Todd Bates ... did not commit to the Tigers until signing day, Dec. 19, 2018 ... enrolled at Clemson in January 2019.

Personal: Born Nov. 1, 2000 ... earned degree in management in December 2022.

DAVIS CAREER STATS

Year	G-S	Snap	Hit	Ass	Tot	TFL	Sacks	Int	QB	PBU	CF-RF
2019	15-13	539	31	20	51	9-37	5-29	0-0	6	2	0-1
2020	7-7	196	13	4	17	5-22	2-16	0-0	2	1	0-0
2021	9-8	321	13	14	27	2-22	2-22	0-0	7	0	0-1
2022	12-11	495	20	7	27	9-54	5-27	0-0	15	1	0-1
Totals	43-39	1551	77	45	122	26-121	15-94	0-0	30	4	0-3



CADE DENHOFF

DE • 6-5 • 255 • *SO. • 1VL
PLANT CITY, FLA.
LAKELAND CHRISTIAN SCHOOL

TIGERS

Enters 2023 having played 20 defensive snaps over seven career games with one tackle.

2022: Played 19 defensive snaps in six games, recording one tackle ... notched his first tackle on special teams vs. Miami (Fla.).


2021: Made collegiate debut vs. UConn, playing one snap in his lone appearance of his redshirt season ... named 2021 MVP of Clemson's Power Hour program, which works with Strength & Conditioning staff during segment meetings.

Before Clemson: National top 100 player according to ESPN.com and 247Sports ... ESPN.com listed him as the No. 82 overall player in the nation, the 10th-best defensive end and the 15th-best player in Florida ... ranked as the No. 89 overall player by 247Sports, and was also listed as the eighth-best defensive end in the nation and 13th-best player in Florida ... ranked No. 188 overall nationally by Rivals.com, which also ranked him as the No. 10 defensive end ... PrepStar Top 150 Dream Team selection who ranked as the nation's No. 83 overall prospect and as the No. 8 defensive end and No. 14 player in Florida ... rated as a four-star prospect by all services ... five-year letterman at Lakeland Christian, as he played in nine games as an eighth grader ... played 48 games overall, recording 282 career tackles, 26.5 sacks, seven caused fumbles and four fumble recoveries ... played seven games and had 40 tackles, including 6.5 tackles for loss, in pandemic-shortened 2020 season ... had 92 tackles in 12 games, including 11 sacks and three caused fumbles in 2019 ... had three double-figure tackle games that season, and had a career-high four sacks against King's Academy ... as a sophomore in 2018, had career-high 95 tackles in 11 games with 6.5 sacks and three caused fumbles ... had three double-figure tackle games, including a career-high 13 stops against Berkeley Prep ... had 44 tackles and seven sacks in nine games as a freshman, including a three-sack performance against Land O' Lakes High School ... had 11 tackles in nine games as an eighth grader in 2016 ... invited to play in the Under Armour All-America Game ... committed to Clemson on Jan. 26, 2020, the same day as fellow signee Jake Briningstool ... recruited by Lemanski Hall and Mike Reed ... played football, basketball and baseball in high school ... played for Danny Williams at Lakeland Christian School.

Personal: Criminal justice major ... enrolled at Clemson in January 2021 ... completed a microinternship at Segars Ranch in Montana in spring 2022 ... born Aug. 30, 2002 ... two-time ACC Honor Roll selection (2021-22).

DENHOFF CAREER STATS

Year	G-S	Snap	Hit	Ass	Tot	TFL	Sacks	Int	QB	PBU	CF-RF
2021	1-0	1	0	0	0	0-0	0-0	0-0	0	0	0-0
2022	6-0	19	1	0	1	0-0	0-0	0-0	0	0	0-0
Totals	7-0	20	1	0	1	0-0	0-0	0-0	0	0	0-0



COLBY DOOLITTLE

LB • 6-2 • 235 • *SO. • SQ
NEWBERRY, S.C.
MID-CAROLINA HS

TIGERS

Joined Clemson as a walk-on prior to the 2021 season.

2022: Did not appear in game action.

2021: Contributed on scout team.

Before Clemson: Played football and baseball at Mid-Carolina High School in Prosperity, S.C.

Personal: Born Dec. 13, 2002 ... pre-business major.



T.J. DUDLEY

LB • 6-1 • 230 • *FR. • 1VL
MONTGOMERY, ALA.
MONTGOMERY CATHOLIC PREPARATORY SCHOOL

TIGERS

Enters 2023 after making two tackles in 16 defensive snaps over four games while redshirting in 2022.

2022: Appeared in four games while redshirting, playing 16 defensive snaps and recording two tackles ... made Clemson debut on special teams vs. Furman ... made one tackle vs. No. 24 North Carolina and in the Orange Bowl vs. No. 6 Tennessee.

Before Clemson: Three-time all-state selection ... three-time All-Metro and All-Capital City Conference (CCC) honoree ... 2021 CCC Defensive Player of the Year ... 2021 Alabama Sports Writers Association Class 3A Lineman of the Year and earned "Super All-State" honors presented to the top 12 players in the state regardless of position or classification ... credited with 381 tackles (59 for loss), 10.5 sacks, seven interceptions, seven pass breakups and seven touchdowns in his prep career ... selected to the Alabama-Mississippi All-Star Classic ... coached by Kirk Johnson at Montgomery Catholic Preparatory ... along with fellow Clemson 2022 signee Kylon Griffin, led a defense that gave up just 43 points in 14 games and reached the state semifinals in 2021 ... consensus four-star prospect ... rated by Rivals.com as the nation's No. 147 overall player, as the country's 10th-best linebacker and as the seventh-ranked prospect in the state of Alabama ... PrepStar placed him as No. 168 among its national Top 300 ... ESPN.com ranked him as the nation's 10th-best linebacker and the 14th-best overall player in the state of Alabama ... rated by 247Sports as the 13th-best player in Alabama ... also played basketball at Montgomery Catholic, helping his team to a state title game appearance in 2021 ... committed to Clemson on National Signing Day, Feb. 2, 2022 ... enrolled in the summer of 2022.

Personal: Pre-business major ... plays the piano ... born Dec. 22, 2003.

DUDLEY CAREER STATS

Year	G-S	Snap	Hit	Ass	Tot	TFL	Sacks	Int	QB	PBU	CF-RF
2022	4-0	16	0	2	2	0-0	0-0	0-0	1	0	0-0



HAMPTON EARLE

WR • 5-10 • 195 • *SR. • 1VL
CLEMSON, S.C.
D.W. DANIEL HS

TIGERS

Played 66 offensive snaps over 14 career games with one career reception for six yards from 2019-22.

2022: Played 36 offensive snaps over six games ... made season debut vs. Georgia Tech and also saw action against Louisiana Tech, Boston College, Miami (Fla.), North Carolina and Tennessee.

2021: Played 13 offensive snaps in two games ... made season debut with a six-yard catch vs. UConn ... also saw action at South Carolina.

2020: Played seven snaps over two games ... made season debut vs. The Citadel ... saw action vs. Pitt.

2019: Made collegiate debut vs. Charlotte ... saw action vs. Boston College, Wofford and Wake Forest.

Before Clemson: Completed his prep career at Daniel High School.

Personal: Born March 16, 2001 ... earned degree in criminal justice in December 2022 ... completed a microinternship at Segars Ranch in Montana in spring 2022 ... four-time ACC Honor Roll selection (2019-22).

EARLE CAREER STATS

Year	G-S	Snap	Rec	Yds	Avg	TD	LG
2019	4-0	10	0	0	---	0	---
2020	2-0	7	0	0	---	0	---
2021	2-0	13	1	6	6.0	0	6
2022	6-0	36	0	0	---	0	---
Totals	14-0	66	1	6	6.0	0	6



SAGE ENNIS

TE • 6-4 • 235 • *JR. • 2VL
GRACEVILLE, FLA.
LINCOLN HS

TIGERS

Enters 2023 having caught three passes for 25 yards in 278 offensive snaps over 31 games (one start) since 2020.

2022: Contributed in all 14 games, playing 54 offensive snaps and playing on special teams ... All-ACC Academic Team selection ... caught two passes for 17 yards at Notre Dame.

2021: Ascended Clemson's tight end depth chart as the season progressed and finished the year having played 197 snaps and having recorded one eight-yard catch in 13 games with one start ... contributed on special teams vs. No. 5 Georgia ... made offensive season debut vs. SC State ... made his first career catch vs. Boston College, gaining eight yards ... made first career start in a two-tight-end set vs. Florida State.


2020: Played 27 snaps in four games ... made collegiate debut at Wake Forest ... also saw action against The Citadel, No. 7 Miami (Fla.) and Pitt.

Before Clemson: Played for Quinn Gray at Lincoln High in Tallahassee, Fla. ... had experience at defensive end, quarterback and tight end during his career, including starting at quarterback as a sophomore ... scored nine touchdowns on just 23 carries as a goal line Wildcat back as a junior in 2018 ... had 113 receptions for 1,783 yards and 17 touchdowns over his career at tight end ... rushed for 13 touchdowns, giving him 30 total rushing and receiving touchdowns for his career ... named first-team FACA All-District, Tallahassee QB Club Student Athlete of the Year and team MVP as a team captain in 2019 ... recorded 40 catches for 560 yards and seven touchdowns in 2019 ... finished 2018 season with 39 receptions for 596 yards and four scores ... as a sophomore, he completed 86-175 passes for 1,529 yards and nine touchdowns ... started at tight end as a freshman and had 34 receptions for 627 yards and six scores ... had career-best 18.4 yards per catch as a freshman ... played baseball in the spring of 2017 ... No. 18 tight end in the nation according to PrepStar at the time of his signing ... ranked as the No. 5 H-Back/TE by ESPN.com ... committed to Clemson on June 17, 2019 ... recruited to Clemson by Jeff Scott and Danny Pearman.

Personal: Born Sept. 15, 2001 ... earned degree in parks, tourism and recreation management in December 2022 ... enrolled at Clemson in January 2020 ... completed a microinternship with Cisco in spring 2022 ... three-time ACC Honor Roll selection (2020-22) ... last name pronounced ENN-iss.

ENNIS CAREER STATS

Year	G-S	Snap	Rec	Yds	Avg	TD	LG
2020	4-0	27	0	0	---	0	---
2021	13-1	197	1	8	8.0	0	8
2022	14-0	54	2	17	8.5	0	13
Totals	31-1	278	3	25	8.3	0	13



RIGGS FAULKENBERRY

LB • 6-1 • 210 • *SO. • SQ
GREENVILLE, S.C.
GREENVILLE SENIOR HS

TIGERS

Joined Clemson as a walk-on prior to the 2021 season.

2022: Did not appear in game action.

2021: Contributed on scout team.

Before Clemson: Played linebacker and defensive end at Greenville Senior High School.

Personal: Born March 31, 2003 ... history major ... completed a microinternship with The Late Show with Stephen Colbert in spring 2023 ... two-time ACC Honor Roll selection (2021-22).

VETERAN BIOS



PHILIP FLORENZO

LS • 6-2 • 240 • *JR. • 1VL
TOWSON, MD.
LOYOLA BLAKEFIELD PREPARATORY SCHOOL

TIGERS

45

Joined Clemson as a walk-on in the fall of 2021 and enters 2023 having appeared in 15 career games.

2022: Earned starting long snapper job on placekicks prior to the season opener against Georgia Tech ... All-ACC Academic Team selection ... shared special teams player of the game honors with B.T. Potter and Drew Swinney vs. Furman ... served as the short snapper on special teams in all 14 games.

2021: Made Clemson debut vs. UConn, snapping on the Tigers' final PAT of the game.

Before Clemson: Played both football and lacrosse at Loyola Blakefield High School in Towson, Md.

Personal: Majoring in financial management ... completed microinternships at Segars Ranch in Montana in spring 2022 and at Google in California in spring 2023 ... born July 4, 2002 ... two-time ACC Honor Roll selection (2021-22).

FLORENZO CAREER STATS

Year	G-S	Snaps
2021	1-0	0
2022	14-0	0
Totals	15-0	0



HAMP GREENE

WR • 5-9 • 180 • **SR. • SQ
BIRMINGHAM, ALA.
MOUNTAIN BROOK HS

TIGERS

24

Walk-on who enters 2023 having caught two passes for seven yards in 43 offensive snaps over 10 career games.

2022: Caught two passes for seven yards in nine offensive snaps over two games ... made season debut with a reception vs. Louisiana Tech ... caught a six-yard pass vs. No. 24 North Carolina.

2021: Played 10 offensive snaps in two games ... made season debut vs. UConn ... also saw action at South Carolina.

2020: Played nine offensive snaps in two games ... made season debut vs. No. 7 Miami ... made his second appearance of the season vs. Pitt.

2019: Played 15 snaps in four games while redshirting ... made collegiate debut vs. Georgia Tech ... also saw action vs. Charlotte, vs. Boston College and vs. Wofford.

Before Clemson: Competed at Mountain Brook High School.

Personal: Born Dec. 6, 2000 ... earned degree in financial management in August 2022 ... completed a microinternship with First Rate in England in spring 2022 ... four-time ACC Honor Roll selection (2019-22).

GREENE CAREER STATS

Year	G-S	Snaps	Rec	Yds	Avg	TD	LG
2019	4-0	15	0	0	---	0	---
2020	2-0	9	0	0	---	0	---
2021	2-0	10	0	0	---	0	---
2022	2-0	9	2	7	3.5	0	6
Totals	10-0	43	2	7	3.5	0	6



KYLON GRIFFIN

S • 5-11 • 190 • *FR. • RS
MONTGOMERY, ALA.
MONTGOMERY CATHOLIC PREPARATORY SCHOOL

TIGERS

18

Enters 2023 having played four defensive snaps over two games while redshirting in 2022.

2022: Made two game appearances while redshirting, playing four defensive snaps ... made his collegiate debut vs. Louisiana Tech on special teams ... played four defensive snaps vs. No. 24 North Carolina.

Before Clemson: Three-time All-Capital City Conference selection at defensive back ... twice named All-Metro ... earned all-state honors in 2021 ... credited with 161 tackles (20 for loss), three interceptions, 12 pass breakups and eight touch-

downs in his prep career ... helped the Knights to a 13-1 record and a berth in the state semifinals for Class 3A ... along with fellow Clemson 2022 signee T.J. Dudley, led a defense that surrendered just 43 points in 14 games in 2021 ... recorded 44 tackles (five for loss), six pass breakups and five interceptions and scored four touchdowns on defense and special teams as a senior ... ranked among the top 30 players in the state of Alabama by On3 Sports ... coached by Kirk Johnson at Montgomery Catholic Preparatory ... also ran track at Montgomery Catholic ... committed to Clemson on Jan. 25, 2022 ... initially committed to Mississippi State but chose Clemson over USC and Nebraska, among others, down the stretch ... enrolled in the summer of 2022.

Personal: Pre-business major ... born Dec. 18, 2003.

GRIFFIN CAREER STATS

Year	G-S	Snaps	Hit	Ass	Tot	TFL	Sacks	Int	QB	PBU	CF	RF
2022	2-0	4	0	0	0	0-0	0-0	0-0	0	0	0	0



ROBERT GUNN III

PK • 6-0 • 180 • *FR. • RS
SEMINOLE, FLA.
PINELLAS PARK HS

TIGERS

38

Enters 2023 having appeared in three games while redshirting in 2022.

2022: Played in three contests while redshirting, making his lone PAT attempt and producing touchbacks on all five of his kickoffs ... ACC Honor Roll selection ... made collegiate debut at Georgia Tech, scoring his first point on the game's final PAT ... added a touchback on his lone kickoff vs. Furman ... produced touchbacks on both kickoffs vs. Louisiana Tech.

Before Clemson: Placekicker who helped Pinellas Park High School in Largo, Fla. to a 9-2 record in 2021 ... ranked as the seventh-best kicker in the nation by PrepStar ... all-conference selection at both punter and placekicker in both 2020 and 2021 ... played in USA vs. Japan All-Star game at AT&T Stadium in Arlington, Texas in January 2020, recording field goals of 40 and 50 yards in that game ... also played in Semper Fidelis All-Star Game in 2019 ... had 52 touchbacks on 55 kickoffs in his final two years ... went 46-for-48 on extra points and 7-for-9 on field goals ... his team did not attempt many field goals, but he made season longs of 57 yards in 2021 and 46 yards in 2020 ... made 3-of-4 field goals, went 18-for-18 on extra points and recorded 20 touchbacks on 21 kickoffs as a senior ... in junior season limited by COVID-19 pandemic, made 4-of-5 field goals and 28-of-30 extra points to go with 32 touchbacks on 34 kickoffs ... ranked by 247Sports as the nation's third-best kicker ... Kicking World Orlando kickoff competition winner with a 76-yard kickoff that registered a 4.5-second hangtime and was also named the punting champion at that competition ... also won the 2020 competition with an 83-yard kickoff ... Kicking World Hot Prospect selection ... coached by Ken Crawford at Pinellas Park High School ... committed to Clemson on June 14, 2021 ... enrolled at Clemson in January 2022.

Personal: Pre-business major ... born Nov. 9, 2003.

GUNN CAREER STATS

Year	G-S	11-29	30-39	40-49	50+	Total	HB	LG	PAT	Pts
2022	3-0	0-0	0-0	0-0	0-0	0-0	0	---	1-1	1



HUNTER HELMS

QB • 6-2 • 215 • *JR. • SQ
WEST COLUMBIA, S.C.
GRAY COLLEGIATE ACADEMY

TIGERS

18

Original walk-on who impressed with a two-touchdown performance at Georgia Tech as a true freshman in 2020 ... enters 2023 having completed 14-of-25 passes for 135 yards and two scores in 48 snaps over five career games.

2022: Did not appear in game action ... ACC Honor Roll selection.

2021: Played 26 snaps in two games, completing 5-of-13 passes for 58 yards and rushing once for four yards ... went 2-of-5 for 16 yards in season debut vs. SC State ... completed 3-of-8 passes for 42 yards and rushed once for four yards vs. UConn.

2020: Completed 9-of-12 passes for 77 yards and two touchdowns in 22 snaps over three games ... made collegiate debut vs. The Citadel, completing both of his pass attempts in the game ... completed 5-of-7 passes for 74 yards and two touchdowns

at Georgia Tech ... became only the third Clemson quarterback who started his career as a walk-on to throw a touchdown pass since 1954, joining Nick Schuessler (three touchdown passes in 2016) and Donny McElveen (one in 2010) ... joined Schuessler (two vs. Syracuse in 2016) as the only original walk-on quarterbacks to throw two touchdowns in a game for Clemson, but became the first to do so while still on walk-on status, as Schuessler had been placed on scholarship prior to his two-touchdown game ... went 2-of-3 vs. Pitt.

Before Clemson: Lettered at Gray Collegiate Academy in West Columbia, S.C. ... recorded 4,126 passing yards and 48 touchdowns as a senior, leading the War Eagles to a second straight region title and an upper state semifinal appearance ... finished his prep career with 9,129 passing yards and 98 touchdowns.


Personal: Earned degree in construction sciences and management in May 2023 ... completed microinternships at Segars Ranch and Adobe in spring 2022 ... elected to walk-on at Clemson despite holding scholarship offers from South Florida, Troy, Holy Cross and others.

HELMS CAREER STATS

		Passing											
Year	G-S	Snaps	C-A-I	Yds	TD	LG	Pct	Y/A	Y/C	Y/G	Eff		
2020	3-0	22	9-12-0	77	2	35	75.0	6.4	8.6	25.7	183.9		
2021	2-0	26	5-13-0	58	0	32	38.5	4.5	11.6	29.0	75.9		
Totals	5-0	48	14-25-0	135	2	35	56.0	5.4	9.6	27.0	127.8		

Rushing & Total Offense

Year	Car	Yds	Y/C	Y/G	TD	LG	PL	Tot	TDR	Y/G
2020	2	-7	-3.5	-2.3	0	2	14	70	2	23.3
2021	1	4	4.0	2.0	0	4	14	62	0	31.0
Totals	3	-3	-1.0	-0.6	0	4	28	132	2	26.4



JACOB HENDRICKS

S • 5-7 • 170 • *SO. • SQ
SIX MILE, S.C.
D.W. DANIEL HS

TIGERS

37

Joined Clemson as a walk-on prior to the 2021 season.

2022: Did not appear in game action ... ACC Honor Roll selection.

2021: Did not appear in game action.

Before Clemson: Played baseball and football at Daniel High School in Central, S.C.

Personal: Born Nov. 4, 2004 ... management major ... completed a microinternship at Elliott Realty in Myrtle Beach in spring 2023



TRENT HOWARD

OL • 6-3 • 295 • *JR. • 2VL
BIRMINGHAM, ALA.
BRIARWOOD CHRISTIAN SCHOOL

TIGERS

75

Enters 2023 having played 125 offensive snaps over 13 games.

2022: Played 51 offensive snaps over six games ... played 10 snaps each at Georgia Tech and vs. Furman ... played six snaps vs. Louisiana Tech ... played eight snaps vs. Louisville ... played seven snaps vs. Miami (Fla.) ... played 10 snaps vs. No. 24 North Carolina.

2021: Played 53 snaps over three games ... played 26 snaps vs. SC State as Clemson exceeded both 200 rushing yards and 200 passing yards ... played three snaps at No. 23 Pitt ... played 24 snaps vs. UConn.

2020: Played 21 snaps over four games ... played three snaps in collegiate debut at Wake Forest ... played four snaps in Clemson's shutout win vs. The Citadel ... played 11 snaps at Georgia Tech ... played three snaps vs. Pitt.

Before Clemson: Played the 2019 season for Matthew Forester at Briarwood Christian High School in Birmingham ... played his first three years for Fred Yancey, the veteran coach who retired after 2018 season ... three-year starter who helped Briarwood Christian to a 45-10 record over his four years ... earned Alabama 5A Lineman of the Year honors and Super All-State honors as a senior captain in 2019 ... two-time selection for the All-County, All-South Metro, All-Birmingham and All-State teams ... helped his squad to an 11-4 record in 2019, a 9-3 mark his junior year, a 13-1 record his sophomore year and a 12-2 mark in his freshman season ... reached quarterfinals of the state tournament his freshman year and reached the finals in 2017 ... played all five positions on the line and also had experience as long


VETERAN BIOS

snapper ... was a PrepStar All-Regional selection ... selected to the Alabama-Mississippi All Star Classic, for which he served as a captain for Team Alabama and won an Academic Achievement Award for the squad ... 4.0 student who was a National Honor Society and Mu Alpha Theta (Math Honor Society) member ... originally committed to Georgia Tech before committing to Clemson on Dec. 6, 2019 ... recruited to Clemson by Robbie Caldwell and Todd Bates.

Personal: Born April 28, 2001 ... financial management major ... completed microinternships with Credit Suisse in New York in spring 2022 and First Rate in London in spring 2023 ... enrolled at Clemson in the summer of 2020 ... his father, Johnny, played with Dabo Swinney at Alabama and was a member of the 1992 Alabama National Championship team ... attended Dabo Swinney Football Camp six years during his youth ... two-time ACC Honor Roll selection (2020-21).

HOWARD CAREER STATS

Year	G-S	Snap
2020	4-0	21
2021	3-0	53
2022	6-0	51
Totals	13-0	125



BLACKMON HUCKABEE JR.

WR • 5-11 • 190 • *JR. • SQ
CLOVER, S.C.
CLOVER HS

25

Joined Clemson as a walk-on in fall 2021.

2022: Saw first game action of the season vs. Louisiana Tech, playing two snaps.

2021: Made collegiate debut on special teams vs. SC State.

Before Clemson: Spent 2020 at Furman before transferring to walk on at Clemson ... at Clover High School, caught 28 passes for 488 yards and three touchdowns as a senior in helping his team to a 12-1 record ... also ran track, earning all-region honors in the 400 meters his junior year.

Personal: Management major ... completed microinternships with The Late Show with Stephen Colbert in spring 2022 and with Adobe in spring 2023 ... born Oct. 1, 2001 ... two-time ACC Honor Roll selection (2021-22).

HUCKABEE CAREER STATS

Year	G-S	Snap	Rec	Yds	Avg	TD	LG
2021	1-0	0	0	0	---	0	---
2022	1-0	2	0	0	---	0	---
Totals	2-0	2	0	0	---	0	---



ZACH JACKSON

WR • 6-3 • 205 • *SO. • SQ
ACWORTH, GA.
ALLATOONA HS

89

Joined Clemson as a walk-on prior to the 2021 season.

2022: Played one offensive snap in his collegiate debut vs. Louisiana Tech.

2021: Contributed on scout team.

Before Clemson: Competed at Allatoona High in Acworth, Ga. ... chose to walk-on at Clemson over scholarship offers from Army, Bryant, Morehead State, Stetson and The Citadel.

Personal: Born March 9, 2003 ... graphic communications major ... two-time ACC Honor Roll selection (2021-22).

JACKSON CAREER STATS

Year	G-S	Snap	Rec	Yds	Avg	TD	LG
2022	1-0	1	0	0	---	0	---



MASON JOHNSTONE

OL • 6-5 • 240 • *FR. • RS
CLEMSON, S.C.
CHRIST CHURCH EPISCOPAL SCHOOL

70

Joined Clemson as a walk-on in the summer of 2022.

2022: Contributed on scout team while redshirting ... ACC Honor Roll selection.

Before Clemson: Lettered at Christ Church Episcopal School ... chose Clemson over an offer from Brigham Young and interest from several Power Five programs.

Personal: Born Sept. 7, 2003 ... sports communication major.



SHERIDAN JONES

CB • 6-0 • 190 • ^-SR. • 4VL
NORFOLK, VA.
MAURY HS

6

Enters 2023 credited with 83 tackles (3.0 for loss), nine pass breakups, two interceptions and a fumble recovery in 1,376 defensive snaps over 48 games (21 starts).

2022: Credited with 31 tackles (1.5 for loss) and a pass breakup in 521 defensive snaps over 10 games (all starts) ... All-ACC Academic Team selection ... contributed three tackles at Georgia Tech ... added three tackles and a pass breakup vs. Furman ... after missing three-and-a-half games, made five tackles (0.5 for loss) in return to action at Florida State ... made seven tackles vs. No. 14 Syracuse ... added five tackles at Notre Dame ... contributed two tackles vs. Louisville ... added two tackles (one for loss) vs. Miami (Fla.) ... recorded three tackles vs. South Carolina ... made one tackle vs. No. 24 North Carolina.

2021: Had a career year despite playing behind two first-team All-ACC selections, compiling 24 tackles, four pass breakups and an interception over 415 snaps in 13 games (three starts) ... recorded three tackles vs. SC State ... contributed two tackles at NC State ... added seven tackles and two pass breakups in a start vs. Boston College ... registered two tackles and a pass breakup at Syracuse ... contributed another two tackles at Louisville ... recorded two tackles and his first interception of the season vs. UConn ... contributed a tackle and a pass breakup vs. No. 13 Wake Forest ... made three tackles at South Carolina ... added two tackles vs. Iowa State.

2020: Credited with 22 tackles (1.5 for loss), three pass breakups and an interception in 300 snaps over 11 games (eight starts) ... made first career start at Wake Forest, adding two tackles ... split a tackle for loss among his two tackles vs. The Citadel ... recorded his first career interception vs. No. 7 Miami, sharing team defensive player of the game honors ... added a tackle at Georgia Tech ... credited with three tackles vs. Syracuse ... contributed two tackles vs. Boston College ... recorded six tackles (one for loss) and a pass breakup at No. 4 Notre Dame ... added two tackles at Virginia Tech ... made one tackle in ACC Championship Game vs. No. 2 Notre Dame and in Sugar Bowl vs. No. 3 Ohio State.

2019: Credited with six tackles, a fumble recovery and a pass breakup in 140 defensive snaps over 14 games ... recorded a pass broken up in collegiate debut vs. Georgia Tech ... added two tackles vs. Charlotte ... posted a tackle vs. Florida State and vs. Boston College ... registered a tackle and fumble recovery vs. Wofford ... added a tackle at NC State.


Before Clemson: Ranked among the top 100 players in the nation by ESPN.com and Rivals ... ESPN.com ranked Jones as 69th-best overall player, second-best player in the state of Virginia and seventh-best cornerback in the nation ... ranked 91st overall by Rivals, fourth-best from the state of Virginia and ninth-best cornerback in the nation ... 247Sports ranked him as eighth-best player in Virginia ... ranked as four-star prospect by all three services ... two-way player, who had 45 tackles, two interceptions, one he returned for a score, in 2018 ... as a receiver, had 17 receptions for 347 yards and two scores ... selected to World Bowl in Mexico and Under Armour All-American game ... played his high school football at Maury High School under Dyrri McCain ... Clemson recruiters were Mike Reed and Brent Venables ... committed to Clemson on April 20, 2018 ... enrolled at Clemson in January 2019.

Personal: Born Oct. 25, 2000 ... earned degree in communication in August 2022 ... his brother, Kennedy, plays baseball at UNC Greensboro and is the school's single-season record-holder

for RBIs as well as the 2022 SoCon tournament MVP ... completed a microinternship with Adobe in spring 2022 ... three-time ACC Honor Roll selection (2019 and 2021-22).

JONES CAREER STATS

Year	G-S	Snap	Hit	Ass	Tot	TFL	Sacks	Int	QB	PBU	CF-RF
2019	14-0	140	5	1	6	0-0	0-0	0-0	0	1	0-1
2020	11-8	300	16	6	22	1.5-1	0-0	1-0	0	3	0-0
2021	13-3	415	15	9	24	0-0	0-0	1-0	0	4	0-0
2022	10-10	521	23	8	31	1.5-5	0-0	0-0	1	1	0-0
Totals	48-21	1376	59	24	83	3-6	0-0	2-0	1	9	0-1



SAM JUDY

OL • 6-5 • 315 • *SO. • SQ
TAYLORS, S.C.
EASTSIDE HS

69

Joined Clemson as a walk-on prior to the 2022 season.

2022: Contributed on scout team ... ACC Honor Roll selection.

Before Clemson: Competed at Eastside High School in Taylors, S.C.

Personal: Marketing major ... born Aug. 14, 2002.



JADEN KINARD

S • 5-10 • 180 • *FR. • RS
PAWLEYS ISLAND, S.C.
SUMTER HS

46

Joined Clemson as a walk-on in the summer of 2022.

2022: Contributed on scout team while redshirting.

Before Clemson: Finished prep career at Sumter High School after moving from Georgetown High School.

Personal: Born Sept. 2, 2004 ... communication major ... son of former College Football Hall of Famer Terry Kinard, a Clemson Ring of Honor member and multi-time All-American who helped lead Clemson to the 1981 national championship.



CADE KLUBNIK

QB • 6-2 • 195 • SO. • 1VL
AUSTIN, TEXAS
WESTLAKE HS

2

Energetic leader and former Texas Gatorade Player of the Year who flashed his ability late in his freshman campaign in 2022 ... enters 2023 having completed 61-of-100 career passes for 697 yards with two touchdowns and three interceptions in 224 snaps over 10 games (one start) ... also rushed 42 times for 139 yards and two touchdowns as a freshman in 2022.

2022: Completed 61-of-100 passes for 697 yards with two touchdowns and three interceptions in 224 snaps over 10 games (one start) ... also rushed 42 times for 139 yards and two touchdowns on the year ... All-ACC Academic Team selection ... ACC Honor Roll selection ... made collegiate debut at Georgia Tech, engineering a 10-play, 66-yard drive on which he completed 4-of-6 passes for 49 yards and a three-yard touchdown pass to Will Taylor ... went 1-for-4 vs. Furman ... completed 2-of-5 passes for 19 yards and rushed twice for seven yards vs. Louisiana Tech ... saw action at Boston College, rushing once ... entered in the third quarter vs. No. 14 Syracuse and completed 2-of-4 passes for 19 yards and rushing six times for 15 yards as he became the first backup quarterback to engineer a fourth-quarter comeback win for Clemson since 2018 (Chase Brice vs. Syracuse) ... played two snaps in reserve at Notre Dame ... rushed once for 13 yards vs. Louisville ... completed 2-of-2 passes for 13 yards and rushed twice for 20 yards vs. Miami (Fla.) ... earned ACC Championship Game MVP honors against No. 24 North Carolina after completing 20-of-24 passes for 279 yards and a touchdown, rushing seven times for 30 yards with a rushing touchdown and recording a 19-yard reception ... became the third freshman to be named ACC Championship Game MVP, joining Florida State's Jameis Winston (2013) and Dalvin Cook (2014); was Clemson's first reserve to win that honor ... completed 30-of-54 passes for 320 yards and rushed 20 times for 51 yards with a touchdown in

VETERAN BIOS

the Orange Bowl vs. No. 6 Tennessee, becoming the first Tiger quarterback since the modernization of Clemson's quarterback position in 1953 to make his first career start in a postseason game and also becoming the first Tiger quarterback to make his first career start against an AP top-six opponent since his offensive coordinator, Brandon Streeter, did so against No. 5 Florida State in 1997 ... had Clemson's fifth consecutive 300-yard passing game in games started by true freshmen, dating to 2018.

Before Clemson: Ranked as the top quarterback in the nation by Sports Illustrated, PrepStar, and Rivals.com ... ranked as second-best quarterback by 247Sports and third by ESPN.com ... two-time USA Today Offensive Player of the Year (2020 and 2021) ... Gatorade Player of the Year in Texas and was named as one of three finalists for National Gatorade Player of the Year for 2021 ... named MVP of the Elite 11 Camp in the summer of 2021 ... guided Westlake High School in Austin, Texas to three consecutive state championships in 2019, 2020 and 2021, including the final two years as the starter ... became the first quarterback to go undefeated as a starter while winning back-to-back state titles in Texas' highest classification since Allen's Kyle Murray ... threw two touchdown passes in the All-American Bowl and was named as the organization's National High School Player of the Year ... ranked as the No. 3 overall player in the nation by Rivals.com and best player in Texas and best pro-style quarterback nationally ... ranked as the No. 13 player in the nation by 247Sports, which also listed him as the second-best quarterback and third-best player in Texas ... five-star quarterback according to Rivals.com, 247Sports and PrepStar ... rated No. 24 overall in the nation by PrepStar, which listed him as the sixth-best player in Texas ... ESPN.com ranked him as the nation's No. 66 overall player and third-best quarterback ... rated by On3 Sports as the nation's No. 36 overall prospect, the nation's fourth-best quarterback and the ninth-best prospect in Texas ... played in 38 career games (including 37 Westlake wins), including a 27-0 mark as a starter his last two years ... completed 481-of-687 (70.0 percent) career passes for 7,426 yards and 86 touchdowns vs. just seven interceptions, adding 197 carries for 1,319 rushing yards (6.7 avg.) and 31 touchdowns ... had 8,745 career yards of total offense on 884 plays (9.9 yards per play) ... accounted for 117 touchdowns — 86 passing and 31 rushing ... came off the bench as a sophomore when he completed 53-of-69 passes (76.8) for 680 yards, eight touchdowns and just one interception ... as a junior, completed 239-of-354 passes (67.5) for 3,495 yards, 35 touchdowns and just three interceptions ... also had 583 yards rushing in 98 attempts for a 5.9-yard average and 15 touchdowns ... had standout games against Smithson Valley, when he completed 25-of-29 passes for 345 yards and four scores, and against San Marcos, when he rushed for four touchdowns ... team had a 14-0 record and won the state title in 2020 against Southlake Carroll and highly rated quarterback Quinn Ewers (now at Texas by way of Ohio State) ... as a senior in 2021, completed 189-of-265 (71.3) passes for 3,251 yards and 43 touchdowns against just three interceptions as the Chaps finished the year 16-0 ... also rushed 70 times for 465 yards and 12 scores ... missed three games with an injury ... threw six touchdowns passes in a game twice as a senior and had 300-yard passing games against Trinity (322), Mansfield Summit (375) and in the state semifinals against Katy (310) ... hit 20-of-27 passes for 310 yards and five touchdowns in that semifinal vs. Katy ... threw for four touchdowns in state championship win against Denton Guyer ... coached by Todd Dodge at Westlake High School, the same high school program that produced Super Bowl MVPs Drew Brees and Nick Foles ... committed to Clemson on March 2, 2021 ... enrolled at Clemson in January 2022.

Personal: Marketing major ... his brother, Reed, played wide receiver at Yale ... last name pronounced "CLUB-nick" ... born Oct. 10, 2003.

KLUBNIK CAREER STATS

Passing													
Year	G-S	Snaps	C-A-I	Yds	TD	LG	Pct	Y/A	Y/C	Y/G	Eff		
2022	10-1	224	61-100-3	697	2	68	61.0	7.0	11.4	69.7	120.1		

Rushing & Total Offense													
Year	Car	Yds	Y/C	Y/G	TD	LG	PL	Tot	TDR	Y/G			
2022	42	139	3.3	13.9	2	16	142	836	4	83.6			



JAHIEM LAWSON

DE • 6-2 • 235 • *FR. • RS
CENTRAL, S.C.
D.W. DANIEL HS

Enters 2023 following one game appearance in his redshirt season.

2022: Appeared in one game while redshirting, making his debut in the ACC Championship Game vs. No. 24 North Carolina.

Before Clemson: 2021 SCFCA all-state selection ... helped Daniel to back-to-back SCHSL Class 3A titles in 2020 and 2021 and posted a 46-3 record in his varsity career ... finished his prep career with 153 tackles (40 for loss), 25 sacks, six forced fumbles, three fumble recoveries, two pass breakups, two blocked kicks and interception and two touchdowns ... credited with 75 tackles (25 for loss), 11 sacks, four forced fumbles, two blocked kicks, two pass breakups, an interception, a fumble recovery and two touchdowns in 2021 ... first-team all-region honoree who was named region co-defensive MVP in 2021 ... played in the North-South All-Star Game and earned Defensive MVP honors for his performance ... Shrine Bowl selection ... Palmetto Champion All-Star Team selection ... coached by Jeff Fruster at Daniel High School ... also played basketball at Daniel ... committed to Clemson on Jan. 28, 2022 ... enrolled in the summer of 2022.

Personal: Parks, recreation and tourism management major ... brother of former Clemson defensive end Shaq Lawson, a 2015 consensus All-American who played 41 career games at Clemson from 2013-15 before being a first-round pick in the 2016 NFL Draft ... born Jan. 22, 2004.

LAWSON CAREER STATS

Year	G-S	Snaps	Hit	Ast	Tot	TFL	Sacks	Int	QB	PBU	CF-RF
2022	1-0	2	0	0	0	0-0	0-0	0-0	0	0	0-0



TRISTAN LEIGH

OL • 6-6 • 315 • *SO. • 1VL
FAIRFAX, VA.
JAMES W. ROBINSON SECONDARY SCHOOL

Enters 2023 having played 70 snaps over seven career games.

2022: Played 50 snaps from scrimmage in five games ... played 10 snaps at Georgia Tech ... played four snaps vs. Furman ... played 13 snaps vs. Louisiana Tech ... played seven snaps vs. Miami (Fla.) ... played 16 snaps vs. No. 24 North Carolina.

2021: Played 20 snaps in two games while redshirting ... Played 10 snaps vs. SC State in collegiate debut ... played 10 snaps vs. UConn.

Before Clemson: One of the highest rated offensive linemen in the nation ... ranked in the top 25 among all prospects by Rivals.com, ESPN.com and 247Sports ... listed as the No. 15 overall player and a five-star prospect by 247Sports, which also ranked him as the fourth-best offensive tackle in the nation and second-best player from Virginia ... Rivals.com listed him as the 17th-best overall player, the fourth-best offensive tackle and top player from Virginia ... ESPN.com ranked him No. 22 overall as well as the fourth-best offensive tackle and the second-best player from Virginia ... PrepStar five-star recruit and Top 150 Dream Team selection who ranked as the nation's No. 34 overall recruit, including ranking as the No. 2 offensive tackle prospect and No. 2 player in Virginia ... also played basketball in high school ... also recruited by Alabama, Oklahoma, LSU and Ohio State ... selected for All-American Bowl ... recruited by Brent Venables and Robbie Caldwell ... played for Scott Vossler at Robinson High School.

Personal: His father, Stan Leigh, played running back at Virginia from 1990-94 ... sociology major ... born April 28, 2003.

LEIGH CAREER STATS

Year	G-S	Snaps
2021	2-0	20
2022	5-0	50
Totals	7-0	70



RYAN LINTICUM

C • 6-3 • 305 • *SO. • SQ
DAMASCUS, MD.
DAMASCUS HS

Enters 2023 having played 44 offensive snaps in five career games.

2022: Played 37 offensive snaps over three games ... made season debut vs. Louisiana Tech, playing 14 snaps ... played seven snaps vs. Miami (Fla.) ... played 16 snaps vs. No. 24 North Carolina.

2021: Appeared in two games while redshirting, playing seven total snaps ... played three snaps in college debut vs. SC State ... played four snaps vs. UConn.

Before Clemson: Ranked as the No. 120 overall player in the nation by Rivals.com, which listed him as the best center in the

nation and the fifth-best player from Maryland ... 247Sports ranked him as the eighth-best center in the nation and 21st-best player from Maryland ... ESPN.com ranked him among its top 300 prospects nationally as well as the fourth-best center in the nation and 14th-best player from Maryland ... PrepStar Top 150 Dream Team selection and four-star recruit who ranked as the nation's No. 2 center and the No. 4 player in Maryland ... invited to play in the Under Armour All-America Game ... did not have a 2020 high school season due to COVID-19 pandemic ... committed to Clemson on Sept. 23, 2019 ... recruited by Robbie Caldwell and Mike Reed ... played football, basketball and lacrosse in high school ... played for Josh Klotz at Damascus High School ... became Clemson's second signee from Damascus in a two-year span, joining 2020 signee Bryan Bressee.

Personal: Criminal justice major ... enrolled at Clemson in January 2021 ... born Sept. 7, 2002.

LINTICUM CAREER STATS

Year	G-S	Snaps
2021	2-0	7
2022	3-0	37
Totals	5-0	44



JEADYN LUKUS

CB • 6-2 • 195 • SO. • 1VL
MAULDIN, S.C.
MAULDIN HS

Enters 2023 having recorded six tackles, a tackle for loss and an ACC

Championship Game interception in 87 defensive snaps over 11 games as a freshman.

2022: Had six tackles (one for loss) and an interception in 87 defensive snaps over 11 games ... made collegiate debut at Georgia Tech ... recorded one tackle vs. Furman ... added a tackle vs. Louisiana Tech ... contributed a tackle for loss at Boston College ... made two tackles vs. Miami (Fla.) ... recorded one tackle and his first career interception vs. No. 24 North Carolina.

Before Clemson: Five-star player according to PrepStar ... Shrine Bowl selection for South Carolina ... selected to the Under Armour All-America Game in Orlando ... unanimous national top-60 player ... ranked as the No. 37 overall player in the nation by PrepStar, which also called him the sixth-best cornerback and second-best player in South Carolina ... ranked No. 40 overall by Rivals.com, including ranking him as the fifth-best cornerback and second-best player in South Carolina ... ESPN.com ranked him No. 48 overall, eighth-best among cornerbacks and second-best in South Carolina ... ranked No. 38 overall by 247Sports, fifth-best among cornerbacks and No. 1 in South Carolina ... On3 Sports ranked him as the nation's No. 58 overall prospect, the 11th-best cornerback and South Carolina's second-best prospect ... had 97 tackles in his last three years, playing just 23 games due to the pandemic ... had eight tackles for loss and four interceptions to go with 17 passes deflected ... had 74 career solo tackles ... had 29 tackles (25 solo) in 2021 ... had two picks and five passes deflected ... had 10 tackles against Greenville High in 2021 ... added 10 tackles, including nine first hits, vs. Greenville a year earlier ... posted eight stops, an interception and two passes broken up vs. T.L. Hanna in 2021, one year after posting 11 tackles against T.L. Hanna in 2020 ... had a 61-yard reception vs. Spartanburg as a sophomore ... had best game on defense in 2019 against Gaffney, posting eight tackles ... coached by Sayre Nesmith at Mauldin High School ... committed to Clemson on July 28, 2021 ... enrolled at Clemson in January 2022.

Personal: Sports communication major ... named pronounced "JAY-den" ... born Feb. 11, 2004.

LUKUS CAREER STATS

Year	G-S	Snaps	Hit	Ast	Tot	TFL	Sacks	Int	QB	PBU	CF-RF
2022	11-0	87	4	2	6	1-2	0-0	1-0	0	0	0-0



PHIL MAFAH

RB • 6-1 • 230 • JR. • 2VL
LOGANVILLE, GA.
GRAYSON HS

Running back who enters 2023 having recorded 166 rushing attempts for 807

yards and seven touchdowns and 16 receptions for 98 yards in 478 offensive snaps over 23 career games (two starts).

VETERAN BIOS

2022: Recorded career highs with 98 carries for 515 yards and four touchdowns and added nine catches for 48 yards in 308 offensive snaps over 14 games (one start) ... All-ACC Academic Team selection ... gained 28 yards on eight carries at Georgia Tech ... rushed five times for 20 yards vs. Furman ... rushed seven times for 30 yards with a touchdown vs. Louisiana Tech ... gained 26 yards on seven carries at No. 21 Wake Forest ... gained 22 yards on five carries vs. No. 10 NC State, including a key 15-yard gain on a third-and-9 in the red zone that extended Clemson's final touchdown drive ... rushed seven times for 36 yards at Boston College ... gained 27 yards on six carries and caught three passes for 13 yards at Florida State ... rushed for a then-career-high 94 yards on 18 carries vs. No. 14 Syracuse ... rushed three times for 11 yards at Notre Dame ... rushed 10 times for a career-high 106 yards with a 39-yard touchdown run vs. Louisville, earning team offensive player of the game after his 10 carries were the fewest by a Clemson 100-yard rusher since the 2020 ACC Championship Game (10 by Travis Etienne) ... rushed six times for 24 yards and caught a 17-yard pass vs. Miami (Fla.) ... gained 42 yards on seven carries vs. South Carolina ... rushed twice for 10 yards and completed a 19-yard pass to Cade Klubnik vs. No. 24 North Carolina ... rushed for 39 yards on seven carries in the Orange Bowl vs. No. 6 Tennessee.

2021: Initially planned to redshirt but was called into action following attrition at running back ... recorded 292 yards and three touchdowns on 68 carries and gained 50 yards on seven receptions over 170 offensive snaps in nine games (one start) ... made his collegiate debut vs. Boston College, rushing eight times for 58 yards ... rushed nine times for 30 yards and caught three passes for 27 yards at Syracuse ... recorded 14 rushing yards and his first career rushing touchdown on three carries at No. 23 Pitt ... recorded a career-long 63-yard run — Clemson's longest rush since Travis Etienne's 72-yard touchdown run against Miami in 2020 — among his 69 yards on nine carries vs. Florida State ... gained 21 yards on seven carries at Louisville ... rushed 17 times for 49 yards and a touchdown and caught two passes for 26 yards vs. UConn ... carried twice vs. No. 13 Wake Forest ... added 43 yards and a touchdown on 11 carries at South Carolina ... gained seven yards on two carries vs. Iowa State.

Before Clemson: Unanimous top 300 player nationally ... ranked No. 178 by 247Sports, which also listed him as the 11th-best running back in the nation and 16th-best player in Georgia ... ranked No. 148 by Rivals.com, which ranked him as the eighth-best running back in the nation and 12th-best player in Georgia ... ESPN300 member who was listed as a four-star prospect by all services ... PrepStar Top 350 All-American who was ranked by the service as the nation's No. 159 overall recruit, the No. 13 running back and No. 15 player in Georgia ... in three years at Grayson High, rushed for 2,526 yards on 288 carries, an 8.8-yard average, and scored 37 total touchdowns ... had 10 100-yard rushing games in 29 career games ... also recorded 20 career receptions for 224 yards and four scores ... rushed for 1,130 yards on 130 attempts (8.7 per rush) in 2020, scoring 18 touchdowns and notching five 100-yard rushing games ... had career-high 222 rushing yards on 16 carries against McEachern, a 13.9-yard average, with two scores ... followed that with games of 23 rushes for 175 yards, 19 for 142 yards and 20 for 146 yards ... had 676 yards and a 10-yard average in 2019, missing four games with a broken collarbone ... recorded 720 yards and 10 touchdowns in 2018 ... committed to Clemson on Aug. 29, 2019 as the Tigers first commit of the 2021 recruiting class ... recruited by Mickey Conn and Tony Elliott ... played for Adam Carter at Grayson High School ... attended same high school as NFL running back Wayne Gallman.

Personal: Enrolled at Clemson in January 2021 ... born Oct. 24, 2002 ... management major ... completed a microinternship at the National Football League headquarters in New York during the spring of 2022 ... two-time ACC Honor Roll selection (2021,22).

MAFAH CAREER STATS

Year	G-S	Snaps	Car	Yds	Avg	TD	LG	Rec	Yds	TD
2021	9-1	170	68	292	4.2	3	63	7	50	0
2022	14-1	308	98	515	5.3	4	39	9	48	0
Totals	23-2	478	166	807	4.9	7	63	16	98	0



MICHAEL MANKAKA

WR • 6-0 • 185 • *FR. • RS
LAURENS, S.C.
LAURENS DISTRICT HS

87

Joined Clemson as a walk-on in the summer of 2022.

2022: Did not appear in game action while redshirting ... ACC Honor Roll selection.

Before Clemson: Finished prep career at Laurens District High School after moving from Mayo High School in Rochester, Minn.

Personal: Born Oct. 21, 2003 ... pre-business major.



JUSTIN MASCOLL

DE • 6-4 • 255 • ^ • *SR. • 4VL
SNELLVILLE, GA.
SOUTH GWINNETT HS

7

Enters 2023 credited with 86 tackles (9.0 for loss), 2.0 sacks, four pass breakups and a fumble recovery in 1,131 career snaps over 53 games (13 starts).

2022: Credited with 22 tackles (3.5 for loss) and a pass breakup in 298 defensive snaps over 14 games (two starts) ... ACC Honor Roll selection ... recorded three tackles (one for loss) vs. Furman ... made three tackles (0.5 for loss) vs. Louisiana Tech ... contributed six tackles at No. 21 Wake Forest ... credited with two tackles and a pass breakup vs. No. 10 NC State ... contributed a tackle for loss at Boston College ... added one tackle at Florida State ... added two tackles (one for loss) vs. No. 14 Syracuse ... registered one tackle vs. Louisville and vs. Miami (Fla.) ... made one tackle vs. No. 24 North Carolina and in the Orange Bowl vs. No. 6 Tennessee.

2021: Credited with 19 tackles and three pass breakups in 204 snaps over 11 games (two starts) ... contributed two tackles vs. No. 5 Georgia ... added a tackle vs. SC State ... credited with three tackles vs. Georgia Tech and at NC State ... recorded a tackle and a pass breakup at Syracuse ... made four tackles at No. 23 Pitt ... contributed two tackles vs. Florida State ... made one tackle at Louisville ... added two tackles and a pass breakup vs. UConn ... batted a pass that was intercepted by Mario Go-drich for a pick-six against Iowa State ... made three tackles (one for loss) vs. Furman.

2020: Credited with 29 tackles (4.5 for loss), 2.0 sacks and a fumble recovery in 377 snaps over 12 games (nine starts) ... made first career start at Wake Forest, contributing four tackles ... added two tackles vs. The Citadel ... recorded his first career sack and finished with five tackles vs. Virginia ... registered three tackles including a sack vs. No. 7 Miami ... recorded first career fumble recovery at Georgia Tech ... made three tackles (1.5 for loss) vs. Syracuse ... credited with four tackles, including one for loss, vs. Boston College ... registered two tackles at No. 4 Notre Dame and at Virginia Tech ... made one tackle in ACC Championship Game vs. No. 2 Notre Dame ... added three tackles in Sugar Bowl vs. No. 3 Ohio State.

2019: Credited with 16 tackles (1.0 for loss) in 252 snaps over 15 games ... registered a tackle vs. Georgia Tech and vs. No. 12 Texas A&M ... posted three tackles at Syracuse ... added a tackle vs. Charlotte and at North Carolina ... contributed two tackles at Louisville and vs. Wofford ... credited with a half tackle for loss at NC State ... posted two tackles vs. Wake Forest ... registered two tackles vs. No. 22 Virginia in ACC Championship Game.

2018: Made Clemson debut vs. No. 16 NC State, playing eight snaps in his lone appearance of his redshirt season.

Before Clemson: No. 92 player in the nation by PrepStars, No. 102 player by ESPN and No. 142 player by 247Sports ... No. 12 defensive end in the nation by ESPN ... No. 16 player in Georgia by ESPN ... U.S. Army All-American Game participant ... played linebacker and defensive end at South Gwinnett High School ... had 59 tackles, 12.5 tackles for loss and seven sacks as a senior ... first-team all-region as a senior ... had 68 tackles, nine tackles for loss, eight sacks and 14 quarterback pressures as a junior ... coached by Steve Davenport at South Gwinnett High School ... recruited by Todd Bates, Mickey Conn and Tony Elliott.

Personal: Born Jan. 14, 2000 ... earned degree in criminal justice in December 2022.

MASCOLL CAREER STATS

Year	G-S	Snaps	Hit	Asst	Tot	TFL	Sacks	Int	QP	PBU	CF-RF
2018	1-0	8	0	0	0	0-0	0-0	0	0	0	0-0
2019	15-0	244	5	11	16	1-3	0-0	0-0	0	0	0-0
2020	12-9	377	13	16	29	4.5-10	2-7	0-0	0	0	0-1
2021	11-2	204	8	11	19	0-0	0-0	0-0	5	3	0-0
2022	14-2	298	15	7	22	3.5-4	0-0	0-0	2	1	0-0
Totals	53-13	1131	41	45	86	9-17	2-7	0-0	7	4	0-1



ARMON MASON

DE • 6-2 • 225 • *SO. • 1VL
RICHMOND HILL, GA.
RICHMOND HILL HS

34

Joined Clemson as a walk-on prior to the 2021 season.

2022: Recorded one tackle while appearing in six games ... made season debut in opener at Georgia Tech ... recorded first career tackle vs. No. 24 North Carolina.

2021: Contributed on scout team while redshirting.

Before Clemson: Completed his prep career at Richmond Hill (Ga.) High School.

Personal: Sociology major ... son of NBA veteran and the late Anthony Mason, whose career included stints with the New Jersey Nets, Denver Nuggets, New York Knicks, Charlotte Hornets, Milwaukee Bucks and Miami Heat ... his father earned NBA Sixth Man of the Year in 1995 and was an All-Star in 2001 ... born Sept. 9, 2003.

MASON CAREER STATS

Year	G-S	Snaps	Hit	Asst	Tot	TFL	Sacks	Int	QP	PBU	CF-RF
2022	6-0	1	0	1	1	0-0	0-0	0-0	0	0	0-0



LEVI MATTHEWS

DE • 6-5 • 215 • *FR. • RS
RALEIGH, N.C.
SANDERSON HS

92

Joined Clemson as a walk-on in the summer of 2022.

2022: Contributed on scout team while redshirting ... ACC Honor Roll selection.

Before Clemson: Lettered at Sanderson High School, where he also competed in basketball and track ... CAP 7 all-conference pick while playing both receiver and linebacker in 2021.

Personal: Born Oct. 11, 2004 ... pre-business major.



MITCHELL MAYES

OL • 6-3 • 315 • SR. • 3VL
RALEIGH, N.C.
LEESVILLE ROAD HS

77

Enters 2023 having played 569 offensive snaps over 23 career games (four starts).

2022: Played career-high 405 offensive snaps over 11 games (four starts) ... started four of the team's final five games, the first at right guard and the final three at left guard ... Played 10 snaps at Georgia Tech ... played eight snaps vs. Furman ... played 18 snaps vs. Louisiana Tech ... played one snap vs. No. 10 NC State ... played 13 snaps at Florida State ... played six snaps vs. No. 14 Syracuse ... made first career start vs. Louisville, playing 66 snaps at right guard and helping power Clemson to 248 rushing yards ... played 68 snaps in helping Clemson exceed 200 yards both on the ground and through the air vs. Miami (Fla.) ... played 68 snaps in Clemson's 237-yard rushing performance vs. South Carolina ... played 42 snaps for a unit that held No. 24 North Carolina without a sack during Cade Klubnik's MVP performance in the ACC Championship Game ... credited with 105 snaps in the Orange Bowl vs. No. 6 Tennessee.

2021: Played 103 snaps over five games ... played 33 snaps vs. SC State as Clemson exceeded both 200 rushing yards and 200 passing yards ... played two snaps vs. Boston College ... played 10 snaps in a Friday night win at Syracuse ... played 53 of Clemson's 100 plays in helping the Tigers exceed 300 passing yards vs. UConn ... played five snaps vs. No. 13 Wake Forest.

2020: Played 61 snaps over seven games ... played 15 snaps in collegiate debut at Wake Forest ... played 24 snaps in Clemson's shutout win vs. The Citadel ... played three snaps vs. Virginia ... played nine snaps vs. No. 7 Miami ... played eight snaps vs. Pitt ... played one snap at Virginia Tech and in ACC Championship Game vs. No. 2 Notre Dame ... ACC Honor Roll selection.

Before Clemson: Played for Ben Kolstad at Leesville Road High in Raleigh, N.C. and at Sanderson High ... four-year starter as a lineman ... played defensive tackle as a freshman and offen-

VETERAN BIOS

sive tackle his final three seasons ... all-conference selection as a sophomore, junior and senior ... two-time captain of his Leesville Road team ... helped Leesville Road to the state championship game in 2019 ... at the time of his signing, ranked as the No. 14 overall player in the nation by ESPN.com, which also called him the No. 2 offensive tackle in the nation and No. 2 player from the state of North Carolina ... ranked as the 64th-best player overall by PrepStar, which ranked him as the fourth-best offensive tackle in the nation and second-best player in North Carolina ... ranked as the fourth-best player in North Carolina by the Charlotte Observer ... ranked No. 136 by Rivals.com overall, which ranked him as the third-best offensive tackle in the nation and fifth-best player from North Carolina ... selected to Under Armour All-America Game ... Shrine Bowl selection ... committed to Clemson on March 11, 2019 ... recruited to Clemson by Robbie Caldwell.

Personal: Born Sept. 30, 2002 ... enrolled at Clemson in January 2020 ... health science major ... completed microinternships with Adobe and Cisco in spring 2022.

MAYES CAREER STATS

Year	G-S	Snaps
2020	7-0	61
2021	5-0	103
2022	11-4	405
Totals	23-4	569



BUBBA McATEE

S • 6-3 • 205 • *JR. • 1VL
CENTRAL, S.C.
D.W. DANIEL HS

Walk-on who enters 2023 having appeared in 12 career games at Clemson.

2022: Contributed on special teams in eight games.
2021: Played on special teams vs. South Carolina State and UConn.

2020: Made Clemson debut on special teams vs. The Citadel ... also appeared vs. Pitt.

Before Clemson: Lettered at Daniel High School, where he was a first-team All Region 1-AAAA selection ... with Clemson teammate Tyler Venables, helped lead the Lions to the third round of the upper state playoffs in 2019, including a second-round double overtime upset of four-time defending state champion South Pointe.

Personal: Financial management major ... completed microinternships at Segars Ranch in Montana in spring 2022 and at First Rate in London in spring 2023 ... two-time ACC Honor Roll selection (2020-21) ... born Aug. 20, 2001.

McATEE CAREER STATS

Year	G-S	Snaps	Hit	Ass	Tot	TFL	Sacks	Int	QP	PBU	CF-RF
2020	2-0	0	0	0	0	0-0	0-0	0-0	0	0	0-0
2021	2-0	0	0	0	0	0-0	0-0	0-0	0	0	0-0
2022	8-0	0	0	0	0	0-0	0-0	0-0	0	0	0-0
Totals	12-0	0	0	0	0	0-0	0-0	0-0	0	0	0-0



KOBE McCLOUD

LB • 5-10 • 225 • *FR. • RS
TAMPA, FLA.
GAITHER HS

Played three defensive snaps over two games while redshirting in 2022.

2022: Made two game appearances while redshirting, playing three defensive snaps ... made collegiate debut vs. Louisiana Tech ... also saw action vs. No. 24 North Carolina.


Before Clemson: Four-year starter who finished his prep career as the all-time winningest player in Gaither High School history (36-12) ... posted school records in career tackles (234) and interceptions (13) ... two-time all-conference and all-county selection ... credited with 70 tackles and three interceptions as a senior in 2021 while also contributing 158 rushing yards on 25 carries on offense ... selected to the Hillsborough County All-Star Game ... as a junior in 2020, contributed at linebacker and quarterback on an 11-1 Gaither squad ... academic standout who was an honor student and team captain ... coached by Kirk Karsen at Gaither High School ... committed to Clemson on Jan. 26, 2022 ... enrolled in the summer of 2022.

Personal: Communication major ... brother of former Clemson wideout Ray-Ray McCloud, a current Pittsburgh Steeler who was a PFF All-America punt returner who played 40 career games at

Clemson from 2015-17 prior to being selected in the 2018 NFL Draft ... his brother, Jordan, started his college career at Arizona before transferring to James Madison ... born May 7, 2003.

McCLOUD CAREER STATS

Year	G-S	Snaps	Hit	Ass	Tot	TFL	Sacks	Int	QP	PBU	CF-RF
2022	2-0	3	0	0	0	0-0	0-0	0-0	0	0	0-0



EVAN McCUTCHEN

DE • 6-2 • 250 • *JR. • SQ
HAMPTON, S.C.
WADE HAMPTON HS

Joined Clemson as a walk-on prior to the 2021 season.

2022: Did not appear in game action.

2021: Made Clemson debut on special teams vs. SC State.

Before Clemson: Played football and baseball at Wade Hampton High School in Hampton, S.C.

Personal: Born April 8, 2002 ... civil engineering major ... two-time ACC Honor Roll selection (2021-22).

McCUTCHEN CAREER STATS

Year	G-S	Snaps	Hit	Ass	Tot	TFL	Sacks	Int	QP	PBU	CF-RF
2021	1-0	0	0	0	0	0-0	0-0	0-0	0	0	0-0



KEVIN McNEAL

RB • 5-9 • 195 • *SO. • SQ
TUSCALOOSA, ALA.
TUSCALOOSA ACADEMY

Joined Clemson as a walk-on prior to the 2021 season.

2022: Did not appear in game action ... ACC Honor Roll selection.

2021: Made collegiate debut vs. SC State, playing one offensive snap ... contributed on special teams vs. UConn.

Before Clemson: Lettered at Tuscaloosa (Ala.) Academy.

Personal: Majoring in education ... completed a microinternship at Segars Ranch in Montana in spring 2022 ... born March 13, 2002.

McNEAL CAREER STATS

Year	G-S	Snaps	Car	Yds	Avg	TD	LG	Rec	Yds	TD
2021	2-0	1	0	0	---	0	---	0	0	0



R.J. MICKENS

S • 6-0 • 210 • SR. • 3VL
SOUTHLAKE, TEXAS
CARROLL HS

Enters 2023 having recorded 94 tackles (3.5 for loss), five interceptions and

three pass breakups over 892 career snaps in 36 games (eight starts).

2022: Third-team All-ACC selection by Pro Football Focus ... credited with 55 tackles (3.0 for loss), a team-high three interceptions and two pass breakups in 519 defensive snaps over 13 games (six starts) ... contributed three tackles and a pass breakup at Georgia Tech ... credited with seven tackles vs. Furman ... posted five tackles and his first interception of the season vs. Louisiana Tech ... contributed four tackles at No. 21 Wake Forest ... credited with five tackles vs. No. 10 NC State ... made four tackles (1.5 for loss) at Florida State ... added one tackle and the game-winning interception vs. No. 14 Syracuse ... made three tackles at Notre Dame ... posted three tackles (one for loss) vs. Louisville ... recorded three tackles and a pass deflection that led to a Jalen Phillips interception vs. Miami (Fla.) ... recorded four tackles (0.5 for loss) and his career-high third interception of the season vs. South Carolina ... made five tackles vs. No. 24 North Carolina ... posted eight tackles in the Orange Bowl vs. No. 6 Tennessee.

2021: Credited with 37 tackles (0.5 for loss), two interceptions and two pass breakups over 337 snaps in 13 games (two starts) ... contributed on special teams vs. No. 5 Georgia ... earned a third-team all-conference nod from Phil Steele ... re-

corded two tackles and his first career interception (which he returned 37 yards) vs. SC State ... registered a career-high 10 tackles at NC State ... added three tackles and his second interception of the season vs. Boston College ... had one tackle and a pass breakup at Syracuse ... contributed eight tackles at No. 23 Pitt ... credited with eight tackles (0.5 for loss) at Louisville ... made three tackles vs. UConn ... added one tackle vs. No. 13 Wake Forest ... made one tackle vs. Iowa State.


2020: Credited with two tackles in 36 snaps over 10 games ... made collegiate debut at Wake Forest ... recorded one tackle vs. The Citadel ... thrust into action defensively late in double overtime game at No. 4 Notre Dame ... contributed a tackle at Virginia Tech.

Before Clemson: Played for Riley Dodge at Carroll High School in Southlake, Texas ... as a four-year starter, recorded 211 career tackles, eight interceptions and 40 passes defended and added 61 receptions for 1,092 yards and 14 touchdowns offensively ... was also an outstanding punt returner with 29 career returns for 574 yards, a 19.8-yard average ... recorded 19 tackles, a tackle for loss and three passes broken up in limited action and added seven punt returns for 121 yards, a 17.3-yard average in 2019 ... posted 57 tackles in 2018, adding two interceptions, five total pass breakups and a tackle for loss while also contributing 14 punt returns for 294 yards, 21.0 yards per return ... as a sophomore in 2017, posted a career-high 99 tackles, three tackles for loss, two interceptions and 15 passes defended ... averaged 20 yards per punt return on eight returns as a sophomore ... had 13 passes defended, three interceptions and 36 tackles as a freshman ... selected to U.S. Army All-American Bowl ... during early signing period, ranked as No. 33 overall player in the nation, the second-best safety and fourth-best player in Texas by PrepStar ... 247Sports ranked him as the No. 98 overall player, the seventh-best safety and the 15th-best player in the state of Texas ... ESPN.com listed him as the No. 138 overall player, the 12th-best safety and the 22nd-best player in Texas ... listed as the No. 194 overall player in the nation by Rivals.com ... was a preseason second-team MaxPreps All-American for 2019 ... committed to Clemson on April 6, 2019 ... recruited to Clemson by Mickey Conn.

Personal: Born July 10, 2001 ... son of former Texas A&M All-American defensive back Ray Mickens, Sr. ... Ray Mickens, Sr. was a third-round pick in the 1996 NFL Draft by the New York Jets, for whom he played for eight seasons, and played one year in Cleveland for a total of 146 career NFL games ... enrolled at Clemson in January 2020 ... management major.

MICKENS CAREER STATS

Year	G-S	Snaps	Hit	Ass	Tot	TFL	Sacks	Int	QP	PBU	CF-RF
2020	10-0	36	1	2	0-0	0-0	0-0	0	0	0	0-0
2021	13-2	337	21	16	37	0.5-2	0-0	2-37	3	2	0-0
2022	13-6	519	40	15	55	3-8	0-0	3-0	1	2	0-0
Totals	36-8	892	62	32	94	3.5-10	0-0	5-37	4	4	0-0



BLAKE MILLER

OL • 6-6 • 315 • SO. • 1VL
STRONGSVILLE, OHIO
STRONGSVILLE HS

Hard-nosed 2022 Freshman All-American who enters 2023 having played 989 offensive snaps over 14 games (all starts).

2022: Earned first-team Freshman All-American status from College Football News, FWAA, On3 and Pro Football Focus ... College Football Network's ACC Offensive Rookie of the Year ... second-team All-ACC selection by College Football Network ... started all 14 games for Clemson, and his 989 offensive snaps tied teammate Jordan McFadden for the fourth-most by an offensive tackle in a season in program history ... All-ACC Academic Team selection ... ACC Honor Roll selection ... started at right tackle in season opener at Georgia Tech, becoming only the third true freshman to start a season opener at offensive tackle for Clemson since 1944, joining Mitch Hyatt (2015) and Phil Prince (1944) ... played 69 snaps in that 31-point victory against Georgia Tech ... played 59 snaps vs. Furman as DJ Uiagalelei set a new career high in passer rating ... played 61 snaps in paving the way for 280 rushing yards and 241 passing yards vs. Louisiana Tech ... played every offensive snap at No. 21 Wake Forest, powering Clemson to 559 yards in a double-overtime victory ... played 68 snaps in a sack-free performance by Clemson's offensive line vs. No. 10 NC State ... played all 64 snaps at Boston College ... played 58 snaps at Florida State as Clemson did not commit a turnover for the third time in four games ... played 83 snaps vs. No. 14 Syracuse as the Tigers rushed for a season-high 293 yards and leaned on the ground game to overcome an 11-point fourth-quarter deficit in the win ... played all 70 offen-

VETERAN BIOS


sive snaps at Notre Dame ... played 74 snaps in helping power Clemson to 248 rushing yards vs. Louisville ... played 78 snaps in helping Clemson exceed 200 yards both on the ground and through the air vs. Miami (Fla.) ... played 68 snaps in Clemson's 237-yard rushing performance vs. South Carolina ... played 42 snaps for a unit that held No. 24 North Carolina without a sack during Cade Klubnik's MVP performance in the ACC Championship Game ... credited with 105 snaps in the Orange Bowl vs. No. 6 Tennessee.

Before Clemson: Followed in the lineage of Jackson Carman (now with the NFL's Cincinnati Bengals) and Matt Bockhorst (2020 All-ACC selection) as another highly touted offensive lineman from Ohio to sign with Clemson ... as the starting left tackle, did not allow a sack as a junior or senior in a total of 352 pass attempts ... three-year starter at Strongsville High School ... first-team All-Ohio Division I, first-team All-Region and first-team All-District selection in 2020 and 2021 ... four-time Greater Cleveland Conference All-Academic selection ... four-year starter on the offensive line at left tackle, dating from his fourth game as a freshman through the end of his senior year ... never missed a game ... did not miss a play in 2021 ... started both ways as a senior ... also played nose tackle on defense as a freshman ... national top-250 player ... Rivals.com ranked him No. 122 overall, 13th-best among offensive tackles and seventh-best in Ohio ... rated as the No. 203 player in the nation by PrepStar, which had him as the nation's 22nd-best offensive tackle and seventh-best player in Ohio ... ranked No. 250 overall by ESPN.com, which rated him as the eighth-best player in Ohio ... On3 Sports ranked him as the nation's No. 111 prospect, the ninth-best offensive tackle and the No. 5 prospect in Ohio ... MaxPreps Junior All-American in 2020 ... coached at Strongsville High School by Louis Cirino ... also ran track in 2020 ... holds many records in the school's weight room ... as a youth, won OAC State Championship in wrestling ... committed to Clemson on Oct. 28, 2020, becoming the first member of Clemson's 2022 class to commit to the Tigers ... enrolled at Clemson in January 2022.

Personal: Financial management major ... born Feb. 25, 2004.

BL. MILLER CAREER STATS

Year	G-S	Snaps
2022	14-14	989



BOSTON MILLER

S • 6-2 • 200 • *FR. • RS
CENTRAL, S.C.
D.W. DANIEL HS

47

Joined Clemson as a walk-on in the summer of 2022.

2022: Made Clemson debut vs. Louisiana Tech in his lone appearance of the season while redshirting ... ACC Honor Roll selection.

Before Clemson: Lettered at D.W. Daniel High School.

Personal: Born July 16, 2003 ... parks, recreation and tourism management major.

BO. MILLER CAREER STATS

Year	G-S	Snaps	Hit	Ast	Tot	TFL	Sacks	Int	QB	PBU	CF	RF
2022	1-0	0	0	0	0	0-0	0-0	0-0	0	0	0	0-0



REED MORRISSEY

LB • 6-0 • 225 • *SO. • SQ
GREENVILLE, S.C.
WREN HS

56


Joined Clemson as a walk-on prior to the 2021 season.

2022: Did not appear in game action

2021: Contributed on scout team.

Before Clemson: Played linebacker at Wren High School in Piedmont, S.C.

Personal: Born Aug. 21, 2002 ... pre-business major ... completed microinternships with Cisco in spring 2022 and Lima One Capital in spring 2023 ... two-time ACC Honor Roll selection (2021-22).



HOGAN MORTON

PK • 5-9 • 165 • *SO. • SQ
BIRMINGHAM, ALA.
OAK MOUNTAIN HS

47

Joined Clemson as a walk-on prior to the 2021 season.

2022: Did not appear in game action but contributed as a scout team kicker and defensive back.

2021: Contributed on scout team.

Before Clemson: Played football and soccer at Birmingham's Oak Mountain High School ... rated by Chris Sailer Kicking as a four-star kicking prospect.

Personal: Born Aug. 6, 2002 ... genetics major ... brother of former Clemson safety Hall Morton ... completed a microinternship at Christ Community Health Services in Memphis in spring 2023 ... two-time ACC Honor Roll selection (2021-22).



ANDREW MUKUBA

S • 6-0 • 185 • JR. • 2VL
AUSTIN, TEXAS
LBJ EARLY COLLEGE HS

1

Has 104 tackles (2.5 for loss), a sack, 13 pass breakups, an interception and a fumble recovery in 1,156 snaps over 25 games (21 starts) ... made an immediate impact in 2021, earning freshman All-American honors from nearly every outlet ... became the first Tiger true freshman defensive back to start a season opener since the NCAA instituted permanent freshman eligibility in 1972 ... started more games (10) in the defensive backfield in 2021 than any Tiger true freshman in the modern era.

2022: Credited with 50 tackles (0.5 for loss), four pass breakups and an interception in 580 defensive snaps over 12 games (11 starts) ... made four tackles at Georgia Tech and recorded his first career interception on Clemson's first play of the season from scrimmage ... added three tackles vs. Furman ... started at cornerback — his first at that position — vs. No. 10 NC State, adding three-first half tackles ... contributed four tackles (including half a tackle for loss) and a pass breakup at Boston College ... credited with eight tackles at Florida State ... added two tackles and a pass breakup vs. No. 14 Syracuse ... recorded seven tackles and a pass breakup at Notre Dame ... collected five tackles and a pass breakup vs. Louisville ... collected three tackles vs. Miami (Fla.) ... had a touchdown-saving tackle vs. South Carolina that led to an R.J. Mickens end zone interception ... collected three tackles vs. No. 24 North Carolina ... made eight tackles in the Orange Bowl vs. No. 6 Tennessee.


2021: Freshman All-American selection by the Maxwell Football Club, FWAA, 247Sports, The Athletic, PFF and On3 Sports ... earned ACC Defensive Rookie of the Year, making Clemson the first school to produce back-to-back winners of the award after Bryan Bresee secured the honor a year earlier ... third-team All-ACC selection ... also earned second-team All-ACC honors from PFF ... Shaun Alexander Freshman of the Year semifinalist ... played 576 snaps over 13 games (10 starts), collecting 54 tackles (two for loss), a sack, nine pass breakups and a fumble recovery ... credited by the Clemson coaching staff with nine pass breakups, tying the Clemson single-season true-freshman record shared by Robert O'Neal (1989) and Justin Miller (2002) ... became the first Clemson defensive back to start at least 10 games as a freshman since cornerback Mackenzie Alexander started 13 games as a redshirt freshman, and his 10 starts were the most by a true freshman defensive back in the two-platoon era ... started in his collegiate debut vs. No. 5 Georgia, contributing eight tackles and a pass breakup ... became the first true freshman defensive back to start a season opener for Clemson in records back to 1973 ... added a pass breakup vs. SC State ... credited with two tackles and two pass breakups vs. Georgia Tech ... recorded his first game with double-digit tackles at NC State, posting 11 tackles (one for loss) ... contributed two tackles vs. Boston College ... added five tackles and a pass breakup at Syracuse ... made two tackles at No. 23 Pitt ... recorded three tackles, a pass breakup and a fumble recovery vs. Florida State ... notched his first career sack among his three tackles at Louisville ... made four tackles vs. UConn ... added nine tackles and credited by coaches with a career-high three pass breakups vs. No. 13 Wake Forest ... made three tackles at South Carolina ... recorded two tackles vs. Iowa State and had a key lead block on Mario Goodrich's interception return touchdown.

Before Clemson: Ranked as No. 152 overall player in the nation by ESPN.com, which also ranked him as the fifth-best safety in the nation ... ranked No. 205 and as the 14th-best safety by 247Sports ... four-star player according to ESPN.com and 247Sports ... PrepStar Top 350 All-American who ranked as the nation's No. 160 overall prospect and the ninth-best safety according to that service ... won District Offensive Player of the Year as a senior ... had 27 receptions for 427 yards and six scores ... added 20 carries for 173 yards and two scores ... on defense, had 60 tackles, six interceptions and four caused fumbles ... in the state quarterfinals he had two interceptions on defense and also scored on a diving 19-yard catch on offense ... District 12-5A Newcomer of the Year in Texas in 2019 ... had 32 receptions for 635 yards and 12 touchdowns on offense ... added 80 tackles, five interceptions and three forced fumbles on defense ... had two touchdowns on kick returns as well ... All-State as a receiver that year ... committed to Clemson on Sept. 1, 2020 ... recruited by Mickey Conn and Brent Venables ... called by Dabo Swinney as Clemson's first "COVID commit," as he wasn't able to meet Clemson's staff in-person until he enrolled in January by virtue of 2020 pandemic recruiting restrictions ... played for Jahmal Fenner at Lyndon B. Johnson High School.

Personal: Criminal justice major ... enrolled at Clemson in January 2021 ... born Dec. 7, 2002 in Zimbabwe and immigrated to America at nine years old.

MUKUBA CAREER STATS

Year	G-S	Snaps	Hit	Ast	Tot	TFL	Sacks	Int	QB	PBU	CF	RF
2021	13-10	576	38	16	54	2-5	1-4	0-0	1	9	0-1	
2022	12-11	580	36	14	50	0-0	0-0	1-0	0	4	0-0	
Totals	25-21	1156	74	30	104	2-5	1-4	1-0	1	13	0-1	



PETER NEARN

S • 6-2 • 205 • *SO. • SQ
MEMPHIS, TENN.
EVANGELICAL CHRISTIAN SCHOOL

38

Joined Clemson as a walk-on prior to the 2021 season.

2022: Did not appear in game action.

2021: Made debut vs. UConn ... ACC Honor Roll selection.

Before Clemson: Lettered at Evangelical Christian School in Cordova, Tenn.

Personal: Born May 5, 2002 ... management major ... completed microinternships at Segars Ranch in Montana in spring 2022 and at Northwestern Mutual in spring 2023.

NEARN CAREER STATS

Year	G-S	Snaps	Hit	Ast	Tot	TFL	Sacks	Int	QB	PBU	CF	RF
2021	1-0	0	0	0	0	0-0	0-0	0-0	0	0	0-0	



CALEB NIX

S • 6-0 • 200 • *FR. • RS
PHENIX CITY, ALA.
CENTRAL HS

41

Joined Clemson as a walk-on prior to the 2022 season.

2022: Made collegiate debut vs. Louisiana Tech in his lone appearance of his redshirt season ... ACC Honor Roll selection.

Before Clemson: Incoming safety who played quarterback at Central High School, accounting for 5,415 total yds and 67 TDs during his prep career ... recorded 2,897 passing yards and 38 touchdowns while running for 639 yards and an additional 12 touchdowns as a senior in 2021 ... earned all-state honors and All-Area Player of the Year in helping the Red Devils to a 13-1 record and Class 7A state title game berth as a senior ... earned Opelika-Auburn News Offensive Player of the Year after leading Class 7A in passing yards, total yards, and total touchdowns ... played for his father, Patrick Nix, at Central High School ... played at the same high school program that produced Clemson signees Justyn Ross, Ray Thornton III and E.J. Williams ... spent his first two seasons at Pinson Valley before playing his final two at Central, playing on teams that went a combined 44-10 over his four years ... played baseball at Central and basketball at Pinson Valley.

Personal: Pre-business major ... his father, Patrick, played quarterback at Auburn from 1992-95 under former Clemson head coach and then-Auburn offensive coordinator Tommy Bowden ... his brother, Bo, played quarterback at Auburn from 2019-21 and transferred to Oregon for 2022 ... academic stand-

VETERAN BIOS

out who graduated in the top 10 in his high school class ... born Feb. 28, 2003.

NIX CAREER STATS

Year	G-S	Snap	Hit	Ass	Tot	TFL	Sacks	Int	QP	PBU	CF-RF
2022	1-0	0	0	0	0	0-0	0-0	0-0	0	0	0-0



MYLES OLIVER

CB • 5-11 • 180 • *FR • RS
VILLA RICA, GA.
DOUGLAS COUNTY HS

TIGERS

Former quarterback who developed into an all-state cornerback in Georgia.

2022: Missed the majority of the year with an injury but made his collegiate debut in the Orange Bowl vs. No. 6 Tennessee.

Before Clemson: Earned a 6A all-state selection in Georgia following a senior season in 2021 in which he posted 75 tackles with five interceptions ... finished the season with 552 all-purpose yards (including 101 via interception returns) and four total touchdowns ... won the Howard Thompson Trophy, which goes to the top senior in Georgia's Douglas County ... all-region honoree for Region 5-6A according to Georgia High School Football Daily ... former quarterback who transitioned to defensive back prior to his junior season but contributed in all three phases, including a spot start at quarterback against Carrollton ... coached by Johnny White at Douglas County High School ... also ran track at Douglas County, finishing in the top six in the state in both the 4x100 and 4x400 relays ... committed to Clemson on Jan. 16, 2022 ... enrolled in the summer of 2022.

Personal: Pre-business major ... born March 26, 2004.

OLIVER CAREER STATS

Year	G-S	Snap	Hit	Ass	Tot	TFL	Sacks	Int	QP	PBU	CF-RF
2022	1-0	0	0	0	0	0-0	0-0	0-0	0	0	0-0



RUKE ORHORHORO

DT • 6-4 • 295 • ^*SR • 3VL
LAGOS, NIGERIA
RIVER ROUGE (MICH.) HS

TIGERS

Enters 2023 credited with 75 tackles (17.5 for loss), 7.0 sacks, eight pass breakups and two fumble recoveries in 1,114 career snaps over 41 games (18 starts) ... played two snaps on offense in 2021 and one snap in 2022 in Clemson's jumbo package.

2022: Third-team All-ACC selection by Phil Steele and Pro Football Focus ... credited with 28 tackles (8.0 for loss), 4.0 sacks, five pass breakups and a fumble recovery in 495 snaps from scrimmage over 14 games (nine starts) ... credited by the coaching staff with nine quarterback pressures ... posted 1.5 tackles for loss among his three stops at Georgia Tech ... added a sack among his two tackles vs. Furman ... recorded a tackle for loss and a pass breakup vs. Louisiana Tech ... posted three tackles, a sack and a pass breakup at No. 21 Wake Forest ... credited with two tackles vs. No. 10 NC State ... contributed a tackle and a pass breakup at Boston College ... added three tackles (one for loss) at Florida State ... recorded one tackle and two pass breakups — including one on fourth down — vs. No. 14 Syracuse ... split a tackle for loss vs. Louisville ... added two tackles vs. Miami (Fla.) ... recorded a sack on an intentional grounding in the end zone for a Clemson safety vs. South Carolina ... collected six tackles and his first fumble recovery of the season vs. No. 24 North Carolina ... notched a five-yard sack in the Orange Bowl vs. No. 6 Tennessee.

2021: Stepped up in the absence of Bryan Bresee after the fourth game of the season and became a breakout contributor for the Tigers ... credited with 42 tackles (8.0 for loss), 2.5 sacks, three pass breakups and a fumble recovery over 502 snaps in 13 games (nine starts) ... named fourth-team all-conference by Phil Steele ... made three tackles (0.5 for loss) vs. No. 5 Georgia in his first career start ... credited with a team-high six tackles (two for loss) vs. SC State, sharing team defensive player of the game honors ... added four tackles (0.5 for loss) vs. Georgia Tech ... recorded four tackles and his first career fumble recovery at NC State ... contributed two tackles (0.5 for loss) with a half-sack vs. Boston College ... recorded four tackles with a half-sack at Syracuse, sharing both team defensive player of the game and team special teams player of the game accolades ... made one tackle at No. 23 Pitt ... added three tackles (1.5 for loss) with a half-sack vs. Florida State ... credited with two tackles and a

pass breakup at Louisville ... recorded a five-yard sack among his two tackles vs. UConn ... made three tackles (one for loss) vs. No. 13 Wake Forest ... added six tackles at South Carolina ... registered two tackles and a pass breakup vs. Iowa State.

2020: Limited to 33 defensive snaps over four games, qualifying for a medical redshirt after missing most of the season with an injury sustained in season opener at Wake Forest ... saw limited action at Virginia Tech, vs. No. 2 Notre Dame and vs. No. 3 Ohio State to close the season.

2019: Credited with five tackles (1.5 for loss including a half-sack) in 84 snaps over nine games ... made collegiate debut vs. Georgia Tech ... played in wins at Syracuse and vs. Charlotte ... made one tackle vs. Boston College ... added two tackles (one for loss) vs. Wofford ... split a sack vs. Wake Forest ... made one tackle at South Carolina.

Before Clemson: Played high school football in Michigan, becoming the first Clemson football signee from the state of Michigan since 1975 (Joe Carolan) ... athletic defensive end who played just two years of high school football ... ranked as 15th-best overall player in Michigan by 247Sports, 18th-best by Rivals.com and 17th-best in Michigan by ESPN.com ... born in Nigeria and came to the United States when he was nine ... played basketball as a youth and in high school ... averaged a double-double as a sophomore ... the week after his sophomore season of basketball ended in the state semifinals, he met with the school's football coaches and decided to join the team for spring practice ... did not play his first football game until the fall of 2017 ... had solid 2017 and received some offers from Michigan and Michigan State ... as a senior in 2018, had 13 sacks and 22 tackles for loss to go with 60 tackles ... scored a touchdown on a fumble return ... helped team to an 8-2 season ... played his high school football at River Rouge High School for Corey Parker ... Clemson recruiters were Brent Venables and Lemanski Hall ... has three cousins who played or are still playing college football, Michael Ojemudia (Iowa), Mario Ojemudia (Michigan) and Ovie Oghoufo (Notre Dame) ... committed to Clemson on June 15, 2018 ... enrolled at Clemson in January 2019.

Personal: Born Oct. 13, 2001 ... first name rhymes with juke; last name pronounced Oh-roh-roh-roh ... earned degree in sociology in May 2022 ... completed microinternships with Synnex in 2019 and Adobe in 2022 ... two-time ACC Honor Roll selection (2020 and 2022).

ORHORHORO CAREER STATS

Year	G-S	Snap	Hit	Ass	Tot	TFL	Sacks	Int	QP	PBU	CF-RF
2019	10-0	84	3	2	5	1.5-5	0.5-4	0-0	1	0	0-0
2020	4-0	33	0	0	0	0-0	0-0	0-0	1	0	0-0
2021	13-9	502	23	19	42	8-33	2.5-18	0-0	4	3	0-1
2022	14-9	495	23	5	28	8-31	4-19	0-0	9	5	0-1
Totals	41-18	1114	49	26	75	17.5-69	7-41	0-0	15	8	0-2



PAYTON PAGE

DT • 6-4 • 315 • JR • 2VL
GREENSBORO, N.C.
DUDLEY HS

TIGERS

Stout defensive tackle who enters 2023 credited with 22 tackles (3.5 for loss), a pass breakup, a fumble recovery and a blocked field goal in 289 defensive snaps over 26 career games.

2022: Credited with 14 tackles (3.5 for loss), a pass breakup, a fumble recovery and a blocked field goal while playing 213 defensive snaps over 14 games ... made one tackle at Georgia Tech ... added two stops vs. Furman ... broke up a pass and blocked a field goal vs. Louisiana Tech, Clemson's first blocked field goal since the 2020 season opener ... added a tackle for loss at No. 21 Wake Forest ... contributed three tackles and his first career fumble recovery at Boston College ... posted a tackle for loss at Florida State ... added another tackle for loss vs. No. 14 Syracuse ... made one tackle at Notre Dame ... contributed a tackle vs. Miami (Fla.) ... made one tackle vs. No. 24 North Carolina ... posted two tackles (0.5 for loss) in the Orange Bowl vs. No. 6 Tennessee.

2021: Credited with eight tackles in 76 defensive snaps over 12 games ... made Clemson debut vs. No. 5 Georgia ... added a tackle vs. SC State ... credited with three tackles at No. 23 Pitt ... made one tackle vs. UConn ... made three tackles in only six snaps vs. Iowa State.


Before Clemson: National top 40 player according to ESPN.com ... four-star recruit by all services ... ranked No. 30 in the nation by ESPN.com, the third-highest-ranked Clemson player in the class ... Rivals.com ranked him the No. 50 player in the nation ... ESPN.com listed him as the fourth-best defensive tackle in the nation and third-best player in North Carolina ... Rivals.com listed him as the fourth-best defensive tackle and second-

best player in North Carolina ... PrepStar five-star recruit and Top 150 Dream Team selection who ranked as the nation's No. 35 recruit, including the No. 4 defensive tackle prospect and No. 32 player in North Carolina ... invited to play in the Under Armour All-America Game ... did not have a 2020 high school season due to the COVID-19 pandemic ... three-year starter ... had 191 career tackles, including 55 tackles for loss ... had at least one tackle for loss in every game his sophomore and junior seasons, a streak of 27 straight games ... had 71 tackles, including 26 tackles for loss, in 2019 ... had 80 tackles as a sophomore in 2018, including 26 tackles for loss and 10 sacks in the 14 games ... model of consistency who had a sack in 10 different games that year ... as a freshman in 2017, posted 40 tackles, including three tackles for loss, in 11 games ... Dudley posted a 30-10 record over his three years on the team ... committed to Clemson on July 28, 2020 ... recruited by Robbie Caldwell and Todd Bates ... played for Steven Davis at Dudley High School ... graduate of the same high school as College Football Hall of Famer and current Clemson Assistant Athletic Director for Player Relations Jeff Davis ... selected Clemson over Tennessee and North Carolina.

Personal: Enrolled at Clemson in January 2021 ... born Sept. 27, 2002 ... parks, recreation and tourism management major.

PAGE CAREER STATS

Year	G-S	Snap	Hit	Ass	Tot	TFL	Sacks	Int	QP	PBU	CF-RF
2021	12-0	76	4	4	8	0-0	0-0	0-0	0	0	0-0
2022	14-0	213	12	2	14	3.5-5	0-0	0-0	7	1	0-1
Totals	26-0	289	16	6	22	3.5-5	0-0	0-0	7	1	0-1



WALKER PARKS

OL • 6-5 • 315 • SR • 3VL
LEXINGTON, KY.
FREDERICK DOUGLASS HS

TIGERS

ESPN Freshman All-American as a reserve in 2020 who earned the starting right tackle role entering his sophomore year in 2021 and transitioned to guard during fall camp in 2022 ... enters 2023 having played 1,984 career snaps over 37 games (26 starts) ... two-time All-ACC Academic Team selection.

2022: Fourth-team All-ACC selection by Phil Steele ... started all 13 games in which he appeared, playing 916 offensive snaps, the fifth-most in a season by any Clemson guard all-time ... All-ACC Academic Team selection ... played 69 snaps in a 31-point victory at Georgia Tech ... played 55 snaps vs. Furman as DJ Uiagalelei set a new career high in passer rating ... played 58 snaps in paving the way for 280 rushing yards and 241 passing yards vs. Louisiana Tech ... played every offensive snap at No. 21 Wake Forest, powering Clemson to 559 yards in a double-overtime victory ... played 63 snaps in a sack-free performance by Clemson's offensive line vs. No. 10 NC State ... played all 64 snaps at Boston College ... played 68 snaps at Florida State as Clemson did not commit a turnover for the third time in four games ... played 86 snaps vs. No. 14 Syracuse as the Tigers rushed for a season-high 293 yards and leaned on the ground game to overcome an 11-point fourth-quarter deficit in the win ... played all 70 offensive snaps at Notre Dame ... played 78 snaps in helping Clemson exceed 200 yards both on the ground and through the air vs. Miami (Fla.) ... played 68 snaps in Clemson's 237-yard rushing performance vs. South Carolina ... played 42 snaps for a unit that held No. 24 North Carolina without a sack during Cade Klubnik's MVP performance in the ACC Championship Game ... credited with 105 snaps in the Orange Bowl vs. No. 6 Tennessee.

2021: Was one of only four offensive or defensive players to start all 13 games for Clemson, as he played 869 snaps while starting all 13 contests at right tackle ... All-ACC Academic Team selection ... played 67 snaps vs. No. 5 Georgia in first career start ... played 51 snaps vs. SC State as Clemson exceeded both 200 rushing yards and 200 passing yards ... played 70 plays vs. Georgia Tech, Clemson's second straight game allowing zero sacks ... played 53 snaps at NC State ... played 66 snaps in helping power Clemson to 231 rushing yards and 207 passing yards vs. Boston College ... played 67 snaps in a Friday night win at Syracuse ... played 65 snaps at No. 23 Pitt ... played 76 snaps and helped pave the way for Will Shipley's 128 rushing yards in a comeback win vs. Florida State ... played all 70 snaps at Louisville as Clemson recorded a fourth-quarter comeback win in back-to-back weeks for the first time since 1974 ... played 77 of Clemson's 100 plays and earned offensive player of the game honors after helping the Tigers exceed 300 passing yards vs. UConn ... played 69 snaps vs. No. 13 Wake Forest as Clemson's offensive line shared team offensive players of the game honors with Kobe Pace after the Tigers produced season highs in total

VETERAN BIOS

yards (543) and rushing yards (333) while allowing zero sacks ... played 64 snaps at South Carolina in helping Clemson both exceed 250 rushing yards and allow zero sacks in a second straight game ... played 74 snaps vs. Iowa State as Clemson extended its streak of consecutive 10-win seasons to 11.

2020: Carved out a key reserve role as a true freshman, garnering Freshman All-America honors from ESPN.com after playing 199 snaps over 11 games and helping Clemson lead the ACC as the only team to allow fewer than two sacks per game ... played 26 snaps in collegiate debut at Wake Forest ... played 24 snaps in Clemson's shutout win vs. The Citadel ... played three snaps vs. Virginia ... played eight snaps vs. No. 7 Miami ... played 48 snaps at Georgia Tech ... played nine snaps vs. Syracuse ... played 14 snaps vs. No. 4 Notre Dame ... played 35 snaps vs. Pitt, helping protect Trevor Lawrence during his 403-yard passing performance ... played eight snaps at Virginia Tech ... played 14 snaps and produced a memorable de-cleating block in ACC Championship Game vs. No. 2 Notre Dame ... played 10 snaps in Sugar Bowl vs. No. 3 Ohio State.

Before Clemson: Played for Brian Landis at Frederick Douglass High in Lexington, Ky., where the two-year captain did not allow a sack in 15 games as a senior ... first-team all-state and earned 5A district player of the year ... added 32 tackles, including 11.5 tackles for loss with 6.5 sacks ... unanimous top-100 player nationally ... during the early signing period, Rivals.com ranked Parks as the No. 59 best player in the nation, eighth-best at his position and the No. 2 player in Kentucky ... was listed as the 63rd-best overall player, eighth-best offensive tackle and best player in Kentucky by PrepStar ... ranked as the No. 71 overall player by 247Sports, seventh-best at his position and second-best in the state of Kentucky ... ranked as No. 89 overall player in the nation by ESPN.com, the 13th-best offensive tackle and second-best player in Kentucky ... committed to Clemson on Oct. 2, 2018 ... recruited to Clemson by Robbie Caldwell.

Personal: Born Oct. 19, 2001 ... criminal justice major who enrolled at Clemson in the summer of 2020 ... completed a microinternship at Segars Ranch in Montana in spring 2022 ... was Clemson's first signee from Kentucky since Justin Miller in 2002 ... three-time ACC Honor Roll selection (2020-22).

PARKS CAREER STATS

Year	G-S	Snaps
2020	11-0	199
2021	13-13	869
2022	13-13	916
Totals	37-26	1984



ZAIRE PATTERSON

DE • 6-5 • 260 • *SO. • SQ
WINSTON-SALEM, N.C.
WINSTON-SALEM PREPARATORY ACADEMY

Enters his third season in 2023 having appeared in one game.

2022: Did not appear in game action.


2021: Made collegiate debut vs. UConn while redshirting.

Before Clemson: National top 100 player according to 247Sports, which listed him as the nation's No. 97 overall player, the sixth-best defensive end and the sixth-best player from North Carolina ... also top 300 player nationally according to ESPN.com ... rated as a four-star recruit by ESPN.com and 247Sports ... PrepStar Top 350 All-American who ranked as the nation's No. 12 weakside defensive end and No. 7 player in North Carolina ... invited to play in the Under Armour All-America Game ... did not have a fall 2020 high school season due to the COVID-19 pandemic ... had 181 career tackles, 43 tackles for loss, including 25 sacks, three interceptions and 10 caused fumbles in 21 games over two seasons ... in 2019, had 129 tackles, including 27 tackles for loss and nine sacks ... also had three interceptions for 78 return yards ... recorded a remarkable nine caused fumbles ... had his best game against Bishop McGuinness when he recorded a career-high 20 tackles, six tackles for loss, four sacks and three caused fumbles ... had 69 tackles in his last five games of the 2019 season ... had 52 tackles, including 16 sacks, and three blocked punts in nine games as a sophomore in 2018 ... also played three years of high school basketball ... averaged 5.4 points and 7.2 rebounds in 2019-20 ... committed to Clemson on May 26, 2020 ... recruited by Lemanski Hall and Mike Reed ... played for De/Ron Middleton at Winston-Salem Prep.

Personal: Born Oct. 22, 2002 ... majoring in sports communication.

PATTERSON CAREER STATS

Year	G-S	Snaps	Hit	Ast	Tot	TFL	Sacks	Int	QB	PP	CF	RF
2021	1-0	1	0	0	0	0-0	0-0	0-0	0	0	0	0



TRENT PEARMAN

QB • 6-0 • 185 • *FR. • RS
CLEMSON, S.C.
D.W. DANIEL HS

Joined Clemson as a walk-on prior to the 2022 season.

2022: Served on scout team while redshirting ... ACC Honor Roll selection.

Before Clemson: Two-time Gatorade Player of the Year in South Carolina ... finished with a 24-0 career record as starting quarterback, completing 455-of-599 career passes for 6,555 yards and 80 touchdowns with an additional 476 yards and nine touchdowns on the ground ... guided Daniel High School to back-to-back Class 3A state titles, leading Daniel in 2020 to its first state title in 22 years and then leading the Lions to another state title in 2021 ... led the state in passing yards (3,769), passing touchdowns (45) and completions (291) in posting a 14-0 record as a senior ... all-region and all-state selection and finalist for Mr. Football in South Carolina ... Palmetto Champion All-Star Team selection ... Shrine Bowl selection and Offensive MVP of the 2021 South Carolina North-South All-State Game ... earned 2020 South Carolina Offensive Player of the Year from USA Today ... played for Jeff Fruster at Daniel ... also played basketball.

Personal: Pre-business major ... son of Clemson Director of Football Scouting Danny Pearman ... born Feb. 8, 2004.



CHAPMAN PENDERGRASS

OL • 6-3 • 295 • *FR. • RS
ANDERSON, S.C.
T.L. HANNA HS

Joined Clemson as a walk-on in the summer of 2022.

2022: Redshirted ... ACC Honor Roll selection.

Before Clemson: Lettered at T.L. Hanna High School.

Personal: Born Aug. 1, 2003 ... construction science and management major.



DIETRICK PENNINGTON

OL • 6-5 • 355 • *SO. • SQ
MEMPHIS, TENN.
EVANGELICAL CHRISTIAN SCHOOL

Enters 2023 having played 32 snaps in four career games.

2022: Played 28 offensive snaps over three games ... ACC Honor Roll selection ... played six snaps vs. Miami (Fla.) ... played 10 snaps vs. No. 24 North Carolina.

2021: Played four snaps vs. SC State in collegiate debut before suffering a season-ending knee injury ... played 12 snaps vs. Louisiana Tech.

Before Clemson: Ranked among the top 215 players in the nation by 247Sports and ESPN.com ... ranked No. 135 in the nation by 247Sports, the eighth-best offensive lineman and fourth-best player in Tennessee ... ESPN.com ranked him as a top 300 player, the ninth-best at his position and sixth-best player in Tennessee ... four-star signee according to ESPN.com and 247Sports ... PrepStar Top 150 Dream Team selection who ranked as the nation's No. 9 tackle and the No. 4 player in Tennessee ... named Mr. Football for D2-AA in Tennessee in 2020 after being the runner-up for the honor in 2019 ... preseason and postseason all-state honoree in 2019 ... two-way starter on 2019 D2-AA state title team ... MVP of the D2-AA West Region in 2019 and 2020 ... graded at 93 percent or better for every game his junior and senior seasons ... also recruited by LSU, Auburn, Florida State and Georgia ... also played basketball and threw shot put and discus ... along with classmate Jake Briningstool, was one of Clemson two signees from Tennessee in a single class for the second time under Dabo Swinney, joining the 2017 signing class that produced two of Clemson's top 16 players in career receiving yardage (Tee Higgins and Amari Rodgers, both of whom hailed from the Knoxville area) ... committed to Clemson on July 29, 2020 ... recruited by Lemanski Hall and Robbie Caldwell ... played for Trey Adams at Evangelical Christian School.

Personal: Born Nov. 16, 2002 ... communication major.

PENNINGTON CAREER STATS

Year	G-S	Snaps
2021	1-0	4
2022	3-0	28
Totals	4-0	32



JALYN PHILLIPS

S • 6-1 • 205 • ^•SR. • 4VL
LAWRENCEVILLE, GA.
ARCHER HS

Enters 2023 credited with 152 career tackles (3.0 for loss), nine pass breakups, two interceptions, a forced fumble and a fumble recovery in 1,220 defensive snaps over 51 games (21 starts).

2022: Voted by his teammates as a permanent team captain ... fourth-team All-ACC pick by Phil Steele ... started all 14 games and finished second on the team in tackles, as he was credited with 82 tackles (1.5 for loss), four pass breakups, an interception and a fumble recovery in 667 defensive snaps ... All-ACC Academic Team selection ... recorded one tackle and a pass breakup at Georgia Tech ... made seven tackles (one for loss) vs. Furman ... collected five tackles vs. Louisiana Tech ... contributed five tackles at No. 21 Wake Forest ... credited with three tackles vs. No. 10 NC State ... had five tackles and a pass breakup at Boston College ... credited by the coaching staff with a career-high 15 tackles at Florida State ... led team with eight tackles and added a pass breakup vs. No. 14 Syracuse ... contributed eight tackles (0.5 for loss) at Notre Dame ... added eight tackles and his first career fumble recovery vs. Louisville ... recorded three tackles and his first interception of the season vs. Miami (Fla.) ... had four tackles and a pass breakup vs. South Carolina ... collected four tackles vs. No. 24 North Carolina ... collected six tackles in the Orange Bowl vs. No. 6 Tennessee.

2021: Key member of Clemson's safety rotation who recorded 47 tackles (1.0 for loss), three pass breakups and a forced fumble over 357 defensive snaps in 12 games (six starts) ... made six tackles vs. No. 5 Georgia ... made two tackles vs. SC State ... added one tackle vs. Georgia Tech ... contributed two tackles at NC State ... recorded four tackles at Syracuse, including a touchdown-saving tackle downfield that was followed by a Clemson interception on the very next play ... notched a then-career-high 14 tackles at No. 23 Pitt ... contributed six tackles and a pass breakup vs. Florida State ... added two tackles at Louisville ... made one tackle vs. No. 13 Wake Forest and at South Carolina ... contributed eight tackles (one for loss), a forced fumble and a pass breakup vs. Iowa State.

2020: Credited with 16 tackles (0.5 for loss), two pass breakups and an interception in 149 snaps over 11 games (one start) ... contributed on defense and special teams at Wake Forest and vs. The Citadel ... played on special teams vs. Virginia ... made first career start vs. No. 7 Miami, recording five tackles (0.5 for loss) and a pass breakup ... broke up a pass at Georgia Tech ... registered two tackles and his first career interception vs. Syracuse, recording a pick in the end zone one play after he hustled to make a touchdown-saving tackle on a 61-yard rush ... made six tackles at Virginia Tech ... contributed three tackles in ACC Championship Game vs. No. 2 Notre Dame.

2019: Credited with seven tackles in 47 defensive snaps over 14 games ... made collegiate debut vs. Georgia Tech ... added two tackles vs. Florida State ... made one tackle vs. Boston College and vs. Wofford ... contributed two tackles at NC State ... made one tackle vs. Wake Forest.


Before Clemson: Four-star safety according to ESPN.com ... ranked as 28th-best safety in the nation by that service ... Rivals.com also ranked him No. 28 among safeties ... three-year starter who finished his career with 198 tackles, 127 solos and 71 assists ... had six tackles for loss, two interceptions, 12 passes defended, one caused fumble, three recovered fumbles and a blocked punt ... had 16 receptions for 178 yards and a touchdown ... in 2017, was an all-regional defense back ... in 2018, all-region and all-county ... played at Archer High School for Andy Dyer ... primary Clemson recruiter was Mickey Conn ... committed to Clemson on Aug. 20, 2018.

Personal: Born Aug. 20, 2001 ... completed a microinternship with Cisco in spring 2022 ... three-time ACC Honor Roll selection (2019 and 2021-22) ... first name is pronounced JAY-lynn ... earned degree in communication in December 2022.

PHILLIPS CAREER STATS

Year	G-S	Snaps	Hit	Ast	Tot	TFL	Sacks	Int	QB	PP	CF	RF
2019	14-0	47	6	1	7	0-0	0-0	0-0	0	0	0	0
2020	11-1	149	7	9	16	0.5-1	0-0	1-5	0	2	0	0
2021	12-6	357	23	24	47	1-3	0-0	0-0	1	3	1	0
2022	14-14	667	55	27	82	1.5-5	0-0	1-2	1	4	0	1
Totals	51-21	1220	91	61	152	3-9	0-0	2-7	2	9	1	1

VETERAN BIOS



PEYTON PITTS

OL • 6-6 • 300 • *FR. • RS
CLINTON, S.C.
CLINTON HS

TIGERS

Joined Clemson as a walk-on in the summer of 2022.

2022: Did not appear in game action ... ACC Honor Roll selection.

Before Clemson: Lettered at Clinton High School ... chose to walk-on at Clemson over offers from Limestone College, Lenoir Rhyne, VMI, Carson-Newman and North Greenville.

Personal: Born Dec. 20, 2003 ... parks, recreation and tourism management major.



BANKS POPE

TE • 6-4 • 240 • *SO. • SQ
COLUMBIA, S.C.
A.C. FLORA HS

TIGERS

Joined Clemson as a walk-on prior to the 2021 season.

2022: Did not appear in game action.

2021: Missed the 2021 season while rehabbing from injury.

Before Clemson: Finished prep career at A.C. Flora in Columbia, S.C. as a tight end after playing defensive end and right tackle in his first two high school seasons.

Personal: Born Jan. 27, 2003 ... construction science and management major ... initially committed to Appalachian State before electing to walk-on at Clemson ... two-time ACC Honor Roll selection (2021-22).



TORIANO PRIDE JR.

CB • 5-11 • 190 • SO. • 1VL
ST. LOUIS, MO.
EAST ST. LOUIS (ILL.) SENIOR HS

TIGERS

Enters 2023 following a freshman campaign in which he collected 23

tackles (one for loss), four pass breakups, a sack, an interception and a safety in 333 defensive snaps over 14 games (two starts).

2022: Credited with 23 tackles (one for loss), four pass breakups, a sack, an interception and a safety in 333 defensive snaps over 14 games (two starts) ... made collegiate debut at Georgia Tech ... recorded two tackles vs. Furman ... added a tackle and three pass breakups vs. Louisiana Tech ... made three tackles at No. 21 Wake Forest ... had six tackles and his first career interception vs. No. 10 NC State ... had three tackles at Boston College ... registered one tackle vs. Louisville ... notched the first sack of his career vs. Miami (Fla.), pulling Jacurri Brown down in the end zone for Clemson's first safety since 2020 ... made one tackle vs. No. 24 North Carolina ... credited with five tackles and a pass breakup in the Orange Bowl vs. No. 6 Tennessee.


Before Clemson: National top-40 player according to 247Sports, which rated him No. 39 overall, sixth-best among cornerbacks and second-best in Missouri ... On3 Sports ranked him as the nation's No. 15 overall prospect, including listing him as the nation's third-best cornerback and top prospect from Missouri ... Rivals.com rated him as the nation's No. 83 overall player, No. 10 cornerback and No. 3 player in the state ... ranked No. 112 player in the nation by PrepStar, which also listed him as the No. 9 cornerback in the nation and third-best player in the state ... ranked No. 156 overall by ESPN, including listing him as the 16th-best cornerback and fourth-best player in the state ... selected to the All-American Bowl in San Antonio ... native of St. Louis, Mo. but finished his prep career at East St. Louis High School in Illinois ... helped his East St. Louis team to an 11-3 record in 2021 ... had 84 tackles and three interceptions as a senior ... had 82-yard interception return for a touchdown against Belleville West ... played on 2019 state title team at Lutheran North High School in Missouri ... played in just six games in 2020 due to the reduced schedule and had 22 tackles for his team that reached the state quarterfinals ... had 13 interceptions for 340 yards and five touchdowns and added 227 yards rushing and three scores ... had 43 tackles in 2018 at St. John Vianney as a freshman ... committed to Clemson on June 18, 2021 ...

enrolled at Clemson in January 2022 ... coached by Carl Reed at Lutheran North in 2019 and 2020 before being coached by Darren Sunkett at East St. Louis in 2021.

Personal: Pre-business major ... first name pronounced "tore-ee-AH-no" ... born Dec. 18, 2003.

PRIDE CAREER STATS

Year	G-S	S	Snaps	Hit	Asst	Tot	TFL	Sacks	Int	QB	PBU	CF-RF
2022	14-2	333	17	6	23	1-9	1-9	1-4	0	4	0-0	



WILL PUTNAM

OL • 6-4 • 315 • ^•SR. • 4VL
TAMPA, FLA.
PLANT HS

TIGERS

Enters 2023 as three-year starter along the offensive line, including two seasons at guard in 2020-21 and an all-conference campaign at center in 2022 ... enters 2023 having played 2,611 snaps from scrimmage, already the 19th-most in Clemson history, over 47 career games (36 starts).

2022: Third-team All-ACC selection in his first year at center ... earned first-team All-ACC honors from College Football Network ... started every game in his first year at center, playing 996 offensive snaps, the fourth-most in a season at center in Clemson history ... All-ACC Academic Team selection ... ACC Honor Roll selection ... after two years as as starter at guard, made his first start at center and played 69 snaps in a 31-point victory at Georgia Tech ... played 53 snaps vs. Furman as DJ Uiagalelei set a new career high in passer rating ... played 60 snaps in paving the way for 280 rushing yards and 241 passing yards vs. Louisiana Tech, collecting ACC Offensive Lineman of the Week honors ... played every offensive snap at No. 21 Wake Forest, powering Clemson to 559 yards in a double-overtime victory ... played 69 snaps in a sack-free performance by Clemson's offensive line vs. No. 10 NC State ... played all 64 snaps at Boston College ... played 68 snaps at Florida State as Clemson did not commit a turnover for the third time in four games ... played 86 snaps vs. No. 14 Syracuse as the Tigers rushed for a season-high 293 yards and leaned on the ground game to overcome an 11-point fourth-quarter deficit in the win ... played all 70 offensive snaps at Notre Dame ... played 74 snaps in helping power Clemson to 248 rushing yards vs. Louisville ... earned his second ACC Offensive Lineman of the Week honor and collected team co-offensive player of game after playing 78 snaps vs. Miami (Fla.) to help Clemson exceed 200 yards both on the ground and through the air ... played 68 snaps in Clemson's 237-yard rushing performance vs. South Carolina ... played 42 snaps for a unit that held No. 24 North Carolina without a sack during Cade Klubnik's MVP performance in the ACC Championship Game ... credited with 105 snaps in the Orange Bowl vs. No. 6 Tennessee.

2021: Started all 10 games in which he appeared, playing 633 offensive snaps ... third-team all-conference pick by Phil Steele ... played 67 snaps vs. No. 5 Georgia ... played 51 snaps and shared team offensive player of the game honors vs. SC State as Clemson exceeded both 200 rushing yards and 200 passing yards ... played 70 plays vs. Georgia Tech, Clemson's second straight game allowing zero sacks ... played 53 snaps at NC State ... battled through 51 snaps in a Friday night win at Syracuse after missing Clemson's game against Boston College with an injury ... played 65 snaps at No. 23 Pitt ... played 75 snaps and helped pave the way for Will Shipley's 128 rushing yards in a comeback win vs. Florida State ... played 73 snaps vs. No. 13 Wake Forest as Clemson's offensive line shared team offensive players of the game honors with Kobe Pace after the Tigers produced season highs in total yards (543) and rushing yards (333) while allowing zero sacks ... played 55 snaps at South Carolina in helping Clemson both exceed 250 rushing yards and allow zero sacks in a second straight game ... played 74 snaps vs. Iowa State as Clemson extended its streak of consecutive 10-win seasons to 11.

2020: Started all 12 games, playing 790 snaps as Clemson led the ACC as the only team to allow fewer than two sacks per game ... All-ACC Academic Team selection ... made first career start at Wake Forest, playing 65 snaps and helping Clemson to 561 yards of offense ... played 33 snaps in Clemson's shutout win vs. The Citadel ... played 68 snaps vs. Virginia in helping Trevor Lawrence post his second 300-yard passing game of the season ... played 89 snaps in helping Clemson exceed both 200 yards passing and 200 yards rushing against No. 7 Miami ... played 41 snaps at Georgia Tech as Clemson accumulated 671 yards and 73 points in the largest conference win in ACC history ... played 78 snaps in Travis Etienne's three-touchdown performance against Syracuse ... played 81 snaps vs. Boston College as Clemson scored 24 unanswered points to overcome

an 18-point deficit in the largest comeback win in the history of Death Valley ... played 79 snaps in helping D.J. Uiagalelei throw for 439 yards in a double-overtime contest at No. 4 Notre Dame ... played 76 snaps vs. Pitt, helping protect Trevor Lawrence during his 403-yard passing performance ... played 47 snaps at Virginia Tech, holding the Hokies without a sack and helping Clemson to 7.9 yards per carry in the contest ... played 63 snaps as Clemson produced 541 yards of offense in ACC Championship Game vs. No. 2 Notre Dame ... played 70 snaps in Sugar Bowl vs. No. 3 Ohio State.

2019: Played 192 snaps over 11 games ... played 16 snaps in collegiate debut vs. Georgia Tech ... played eight snaps at Syracuse ... recorded 15 snaps vs. Charlotte ... played 29 snaps in helping Clemson to 552 yards of total offense vs. Florida State ... played 10 snaps in the midst of Clemson's 551-yard performance with 298 rushing yards at Louisville ... played 34 snaps in helping Clemson exceed both 300 passing yards and 300 rushing yards vs. Boston College ... played 26 snaps in helping Clemson to 702 yards of offense vs. Wofford ... played 18 snaps in Clemson's Atlantic Division-clinching win at NC State ... played 18 snaps vs. Wake Forest, helping Clemson outgain the Demon Deacons, 516-105 ... played eight snaps at South Carolina as Clemson earned its sixth consecutive victory against the Gamecocks ... played 10 snaps as Clemson rolled up 600 yards of offense vs. No. 22 Virginia en route to a fifth straight ACC Championship.

Before Clemson: National top 120 player and four-star recruit by three services ... ranked No. 80 overall player in the nation by 247Sports, third-best offensive guard in the nation and 11th-best overall player in Florida ... Rivals.com ranked Putnam as its No. 106 overall player, No. 7 offensive guard and No. 14 player in Florida ... ESPN.com listed him as No. 116 overall player, No. 5 offensive guard and No. 15 player in Florida ... selected to US Army All-American game in San Antonio ... played for Robert Werner at Plant High School in Tampa the last two years ... played at Glenwood High School in Chatham, Ill. as a freshman and sophomore ... father is with the U.S. Army and his job was reason for the transfer ... helped Plant High to 11-2 season in 2018 ... one of four team captains in 2018 for Plant ... played both ways throughout his career ... in addition to his outstanding blocking, had 63 tackles on defense in 2018 with eight tackles for loss, five of which were sacks ... had 31 tackles, including 3.5 tackles for loss in 2016 at Glenwood High ... outstanding wrestler who competed in state heavyweight tournament as a freshman at Glenwood in 2016 ... was the Florida state champion as a heavyweight in 2018 with a 25-0 record for the season ... recruited by Robbie Caldwell and Tony Elliott ... signed with Clemson on Dec. 20, 2018 ... enrolled at Clemson in January 2019.

Personal: Born Aug. 13, 2000 ... earned degree in management in December 2022 ... completed microinternships with Lima One Capital in Greenville in spring 2022 and TD Synnex in Tampa in spring 2023 ... two-time ACC Honor Roll selection (2019-20) ... ran the American flag down the Hill prior to the 2022 Louisville game in honor of his father, Col. Neil Putnam, who served 30 years in the United States Army, including 24 years with the Green Berets ... grandson of Neil Putnam, who served as head coach at Lafayette College from 1971-80.

PUTNAM CAREER STATS

Year	G-S	Snaps
2019	11-0	192
2020	12-12	790
2021	10-10	633
2022	14-14	996
Totals	47-36	2611



ADAM RANDALL

WR • 6-2 • 230 • SO. • 1VL
MYRTLE BEACH, S.C.
MYRTLE BEACH HS

TIGERS

Talented in-state wideout who enters 2023 with 10 catches for 128 yards in 290 offensive snaps over 12 games (one start) after an injury in spring practice limited him for 2022.

2022: Caught 10 passes for 128 yards in 290 offensive snaps over 12 games (one start) ... ACC Honor Roll selection ... despite tearing his ACL in spring practice, made his collegiate debut in Clemson's third game of the season, catching an 11-yard pass vs. Louisiana Tech ... caught a 16-yard pass vs. No. 10 NC State ... added a seven-yard reception at Boston College ... caught two passes for 27 yards at Notre Dame ... snagged an 18-yard pass vs. Miami (Fla.) ... caught a five-yard pass vs. No. 24 North Carolina ... gained 44 yards on three receptions in the Orange Bowl vs. No. 6 Tennessee.

VETERAN BIOS

Before Clemson: National top-125 player ... one of five finalists for Mr. Football in South Carolina ... first-team All-State 4A selection by the South Carolina Coaches Association ... ranked as a five-star player and No. 79 player in the nation by PrepStar, which also listed him as the No. 7 receiver in the nation and No. 6 player in South Carolina ... On3 Sports ranked him as the nation's No. 81 overall prospect, the 11th-best wide receiver and the third-best prospect in South Carolina ... ranked No. 102 in the nation by 247Sports, which rated him as the 17th-best wide receiver and fourth-best player in South Carolina ... ranked No. 114 overall by ESPN.com, including rating him as the 15th-best wide receiver and fifth-best player in South Carolina ... rated No. 172 by Rivals.com, 26th among receivers and fourth-best in South Carolina ... selected to the Under Armour All-America Game in Orlando in January ... played in North-South All-Star Game in Myrtle Beach ... Shrine Bowl selection for South Carolina ... committed to Clemson on Christmas Day 2020 ... had a strong senior year with 1,267 receiving yards on 65 catches with 16 touchdowns ... also had 325 yards rushing on just 45 attempts (7.2 yards per rush) and seven touchdowns, giving him 1,592 yards from scrimmage and 23 touchdowns ... had best game on senior night with 10 catches for 255 yards and five touchdowns vs. North Myrtle Beach ... had four games his senior year with at least 180 yards receiving ... had nine catches for 206 yards and three scores vs. Oceanside in the season opener ... had 181 yards on eight catches vs. Fort Dorchester and 211 on eight catches vs. Wilson ... had an outstanding junior year, posting 46 receptions for 1,011 yards and nine touchdowns ... had his best game as a junior vs. Hartsville with 134 yards and a touchdown on six receptions ... had seven catches for 100 yards and a touchdown as a sophomore ... helped Myrtle Beach High School to 12-1 record in 2021 ... helped Myrtle Beach High to 2018 state title ... ranked as No. 17 "Freak Athlete" in the country by 247Sports ... ran a 10.94 in the 100 meters at a track meet in 2020 ... coached by Mickey Wilson at Myrtle Beach High School ... from the same area in South Carolina that produced former Tiger and current Las Vegas Raider Hunter Renfrow ... enrolled at Clemson in January 2022.

Personal: Management major ... born July 14, 2004, the same day as fellow 2022 receiver signee Antonio Williams.

AD. RANDALL CAREER STATS

Year	G-S	Snaps	Rec	Yds	Avg	TD	LG
2022	12-1	290	10	128	12.8	0	18



TRISTEN RIGBY

RB • 5-10 • 205 • *SO. • SQ
ST. GABRIEL, LA.
EPISCOPAL SCHOOL OF BATON ROUGE

31


Joined Clemson as a walk-on prior to the 2021 season.

2022: Did not see game action.

2021: Contributed on scout team while redshirting.

Before Clemson: Played linebacker and fullback at Baton Rouge's Episcopal High School.

Personal: Born Dec. 23, 2002 ... management major ... completed microinternships at Segars Ranch in Montana in spring 2022 and at Google in California in spring 2023.



COLLIN SADLER

OL • 6-6 • 325 • *FR. • RS
INMAN, S.C.
GREENVILLE SENIOR HS

50

Enters 2023 following a redshirt campaign in which he played 23 snaps in three games.

2022: Played 23 offensive snaps over three games while redshirting ... played 10 snaps in his collegiate debut at Georgia Tech ... played four snaps vs. Furman ... played nine snaps vs. Louisiana Tech.

Before Clemson: MaxPreps second-team All-American ... named to SI-All-American team ... four-star player according to PrepStar, which ranked him as No. 132 player in the nation and listed him as the nation's No. 12 offensive tackle and fourth-best player in South Carolina ... ranked No. 119 overall by Rivals.com, which listed him as the 10th-best offensive guard and third-best player in South Carolina ... ranked No. 111 in the nation by ESPN.com, which ranked him 16th among offensive

linemen and fourth in South Carolina ... On3 Sports ranked him as the No. 210 overall prospect in the nation, the 17th-best among offensive tackles and the sixth-best prospect in South Carolina ... selected to the Under Armour All-America Game in Orlando ... helped Greenville High to 10-3 record and spot in the state semifinals, the furthest Greenville has reached in the state playoffs ... coached by Greg Porter at Greenville High School ... high school teammate of Clemson 2022 signee Josh Sapp ... committed to Clemson on Nov. 2, 2020 ... enrolled at Clemson in January 2022.

Personal: Parks, recreation and tourism management major ... born on Dec. 20, 2003.

SADLER CAREER STATS

Year	G-S	Snaps
2022	3-0	23



JOSH SAPP

TE • 6-1 • 245 • *FR. • RS
GREENVILLE, S.C.
GREENVILLE SENIOR HS

5

Clemson legacy who enters 2023 having played five offensive snaps over two games during his redshirt season in 2022.

2022: Played five offensive snaps over two games while redshirting ... made college debut vs. Louisiana Tech and also saw action in ACC Championship Game vs. No. 24 North Carolina.

Before Clemson: PrepStar All-Atlantic Region selection ... helped Greenville High to a 10-3 record and the final four of state playoffs, Greenville High's first appearance in the Upper State title game ... Shrine Bowl selection for South Carolina ... had productive career at Greenville High, including a senior year when he had 50 receptions for 836 yards and 10 touchdowns ... averaged 16.7 yards per catch ... added six rushing touchdowns for a total of 16 touchdowns for the year ... had 87 career receptions for 1,331 yards and 11 touchdowns, a 15.3 per reception average ... had 118 yards on seven catches against Mauldin and 105 yards and two scores on three catches vs. J.L. Mann as a senior ... had eight catches for 68 yards and a touchdown against a powerful South Pointe team in the state playoff ... had best game as a junior vs. Greenwood with 68 yards and a touchdown on eight receptions ... had 15 catches for 213 yards in the six games the team played in 2020 ... had 22 catches for 282 as a sophomore in 2019 ... comes to Clemson as tight end after playing both tight end and running back in high school ... coached by Greg Porter at Greenville High School ... high school teammate of Clemson 2022 signee Collin Sadler ... committed to Clemson on October 19, 2021 ... enrolled at Clemson in summer of 2022.

Personal: Communication major ... his father, Patrick, was a starting quarterback for the Tigers his first three years (1992-94) who led Clemson to a 40-7 win over No. 18 North Carolina in 1992 ... Patrick moved to outside linebacker in 1995 and had 53 tackles, fifth on the Clemson team, nine tackles for loss and 5.5 sacks while starting all 12 games defensively ... Patrick, who currently works in administration for Clemson, was a second-round draft choice of the San Diego Chargers who played 63 games in four years with San Diego and Arizona ... born May 9, 2004.

SAPP CAREER STATS

Year	G-S	Snaps	Rec	Yds	Avg	TD	LG
2022	2-0	5	0	0	---	0	---



WISE SEGARS JR.

RB • 6-1 • 200 • *SO. • SQ
SUMTER, S.C.
D.W. DANIEL HS

32

Joined Clemson as a walk-on prior to the 2021 season.

2022: Made collegiate debut vs. Louisiana Tech.


2021: Contributed on scout team while redshirting.

Before Clemson: Finished prep career as a multi-position player at Daniel High School in Central, S.C. after playing at A.C. Flora in Columbia, S.C.

Personal: Majoring in biological sciences ... born May 19 ... completed a microinternship at Christ Community Health Services in Memphis in spring 2023 ... two-time ACC Honor Roll selection (2021-22).

SEGARS CAREER STATS

Year	G-S	Snaps	Car	Yds	Avg	TD	LG	Rec	Yds	TD
2022	1-0	0	0	0	---	0	---	0	0	0



WILL SHIPLEY

RB • 5-11 • 205 • JR. • 2VL
WEDDINGTON, N.C.
WEDDINGTON HS

TIGERS

One of the nation's most dynamic and versatile running backs who enters

2023 with 1,920 yards and 26 touchdowns on 359 career rushing attempts and 358 yards on 54 career receptions in 1,024 offensive snaps over 24 career games (19 starts) ... also enters 2023 credited with 27 career kickoff returns for 704 yards (26.1 avg.) as well as one pass attempt for a two-yard touchdown ... made an instant impact as a freshman in 2021 and followed that campaign with a 2022 season in which he became the first player in ACC history to be selected as a first-team All-ACC honoree in three different categories (running back, all-purpose and specialist) and was one of four finalists for the Paul Hornung Award (nation's most versatile player) ... joined Clemson's Travis Etienne, Louisville's Lamar Jackson and North Carolina's Giovanni Bernard as the only ACC players to rush for 11+ touchdowns as a freshman and sophomore since 2000 ... two-time All-ACC Academic Team pick and academic standout who in 2022 became Clemson's first Academic All-American since 2012; also Clemson's first running back to earn Academic All-America honors.

2022: Became the first player in ACC history to earn first-team all-conference honors at three different positions, collecting first-team honors in the running back, all-purpose and specialist categories ... finalist for the Paul Hornung Award, given annually to the nation's most versatile player ... first-team All-ACC as a running back and all-purpose selection according to the Associated Press ... first-team All-ACC running back, per Phil Steele ... CSC Second-Team Academic All-American, becoming Clemson's first Academic All-American since center Dalton Freeman in 2012 ... CSC Academic All-District selection ... All-ACC Academic Team selection ... second-team All-ACC running back selection by Pro Football Focus and College Football Network ... Blanchard-Rogers Trophy finalist ... named ESPN's 40th-best player in college football for 2022 ... rushed 210 times for 1,182 yards and 15 touchdowns and caught 38 passes for 242 yards in 646 offensive snaps over 14 games (all starts) ... also returned 14 kickoffs for 324 yards (23.1 avg.) ... became the 27th ACC player since 2000 to record at least 11 rushing touchdowns in multiple seasons, but joined Clemson's Travis Etienne, Louisville's Lamar Jackson and North Carolina's Giovanni Bernard as the only ACC players to accomplish the feat across their freshman and sophomore campaigns ... his 15 rushing touchdowns were seventh-most in a season in Clemson history and his 1,182 rushing yards were the 11th-most in a season in program history ... finished the year with 1,748 all-purpose yards (1,182 via rush, 242 via reception, 324 via kickoff return), the ninth-most in Clemson history ... was the only player in the nation to record at least 1,150 rushing yards, at least 200 receiving yards and at least 300 kickoff return yards, joining Clemson's C.J. Spiller (2009) as the only ACC players since 2000 to accomplish the feat ... joined Kansas State's Darren Sproles (2004), USC's Reggie Bush (2005), Cal's Jahvid Best (2008), Spiller (2009), Nebraska's Ameer Abdullah (2014), Stanford's Christian McCaffrey (2015 and 2016), Oklahoma's Joe Mixon (2016) and Penn State's Saquon Barkley (2017) as the only Power Five players to hit those figures in every category in the last 20 seasons ... his 646 offensive snaps were the fifth-most by a Clemson tailback all-time and the team's most since Wayne Gallman's 786 in 2016 ... rushed 10 times for 42 yards with two touchdowns and caught a 14-yard pass at Georgia Tech ... shared offensive player of the game honors after he added 68 yards and two touchdowns on 10 carries vs. Furman, becoming the first Clemson player score multiple rushing touchdowns in each of the first two games of a season since Wesley McFadden in 1987 ... rushed 12 times for a career-high 139 yards with two touchdowns vs. Louisiana Tech, becoming the first Clemson player in records back to 1950 to open a season with multiple rushing touchdowns in each of the first three games of a season ... earned ACC Running Back of the Week and a Hornung Award honor roll selection for that contest, as his 11.6-yard average against Louisiana Tech made him the first Clemson player to average 10 yards per carry on at least 10 attempts since Travis Etienne in the 2020 ACC Championship Game against Notre Dame ... rushed 20 times for 104 yards with a touchdown at No. 21 Wake Forest to earn a Hornung Award Honor Roll spot, in the process tying Kenny Flowers (seven consecutive games in 1985) and Travis Etienne (seven-game streaks in 2018 and 2020) for the sixth-longest streak of consecutive

VETERAN BIOS

games with a rushing touchdown in Clemson history ... rushed 14 times for 60 yards and caught three passes for 37 yards vs. No. 10 NC State ... added 33 yards and a touchdown on 10 carries and caught an eight-yard pass at Boston College ... named ACC Running Back of the Week, team offensive and co-special teams player of the game and a Hornung Award Honor Roll selection after he recorded a then-career-high 238 all-purpose yards at Florida State (121 rushing yards on 20 carries, 48 receiving yards on six receptions and a 69-yard kickoff return), the highest all-purpose yardage total by a Clemson player since Travis Etienne's 264 against Boston College in 2020 ... repeated as ACC Running Back of the Week and earned a Hornung Award Honor Roll spot after he rushed for a career-high 172 yards on a career-high 27 carries with two rushing touchdowns and finished with a career-high 242 all-purpose yards vs. No. 14 Syracuse; also collected Doak Walker Award National Running Back of the Week for his performance in that game ... rushed 12 times for 63 yards with a touchdown and caught five passes for 17 yards at Notre Dame ... rushed 19 times for 97 yards vs. Louisville including a highlight-reel 25-yard touchdown run in which he hurdled a defender and bounced off two more en route to the end zone for his single-season career-high 12th rushing touchdown of the season ... rushed 17 times for 61 yards with a touchdown vs. Miami (Fla.) ... gained 132 yards on 15 carries with a touchdown vs. South Carolina to reach the 1,000-yard mark on the ground, the 23rd such season in Clemson history ... rushed seven times for 18 yards and a touchdown and caught four passes for 26 yards vs. No. 24 North Carolina ... gained 72 yards on 17 carries and 21 yards on four receptions in the Orange Bowl vs. No. 6 Tennessee.

2021: Second-team Freshman All-American according to The Athletic ... fourth-team All-ACC pick by Phil Steele ... All-ACC Academic Team selection, Clemson's first true freshman to earn the honor since Trevor Lawrence in 2018 ... rushed 149 times for 738 yards (5.0 avg.) with 11 touchdowns, caught 16 passes for 116 yards, averaged 27.1 yards on 14 kickoff returns and threw a two-yard touchdown pass in 378 snaps over 10 games (five starts) ... his 11 rushing touchdowns were second-most by a Clemson true freshman since the NCAA instituted permanent freshman eligibility in 1972, trailing only Travis Etienne's 13 in 2017 ... joined Etienne (four in 2017) as the only Clemson true freshmen since 2000 with four multi-touchdown rushing games ... posted three 100-yard rushing games, the most by a Clemson true freshman since C.J. Spiller's five in 2006 ... became the first Clemson player other than Etienne or Wayne Gallman to lead Clemson in rushing since 2013 (Rod McDowell), when Shipley was in fifth grade ... finished with Clemson's highest kickoff return average (27.1) in a season among qualified players since Spiller in 2009 (32.8) ... three-time ACC Rookie of the Week, Clemson's first three-time recipient since Trevor Lawrence (four in 2018) ... rushed four times for seven yards, caught an 11-yard pass and returned one kickoff 18 yards vs. No. 5 Georgia ... rushed for team-high 80 rushing yards on eight carries with two touchdowns vs. SC State, becoming the first Clemson true freshman with multiple rushing touchdowns in a game since his teammate, Lyn-J Dixon, rushed for two touchdowns at Wake Forest in 2018 ... won ACC Rookie of the Week and shared team offensive player of the game honors for that performance against SC State ... recorded career highs in rushing attempts (21) and rushing yards (88) and tied his career high with two rushing touchdowns vs. Georgia Tech, repeating as ACC Rookie of the Week and team offensive payer of the game ... became the first Clemson true freshman with multiple rushing touchdowns in consecutive games since Travis Etienne accomplished the feat against Florida State and The Citadel in 2017 ... rushed for a five-yard touchdown among his 11 carries for 36 yards at NC State, becoming the first Clemson true freshman with a rushing touchdown in three consecutive games since Travis Etienne's four-game streak late in the 2017 season ... returned from a leg injury at No. 23 Pitt, totaling 164 all-purpose yards with 10 carries for 52 rushing yards, one catch for five yards and four kickoff returns for 107 yards, sharing team special teams player of the game honors ... earned a Hornung Award honor roll selection and team offensive player of the game honors after he rushed for 128 rushing yards and two touchdowns on 25 carries vs. Florida State, the first 100-yard rushing performance by a Clemson true freshman since 2018 (Lyn-J Dixon against Louisville) ... added 142 all-purpose yards at Louisville with 47 rushing yards on 14 carries and 95 kickoff return yards, including a 75-yard kickoff return — Clemson's longest since a 77-yard return by Artavis Scott against Louisville in 2016 — to share team special teams player of the game honors ... earned ACC Co-Rookie of the Week after recording 111 rushing yards on 19 carries with two rushing touchdowns and also throwing for a touchdown vs. No. 13 Wake Forest, tying Travis Etienne (four in 2017) for the most games with multiple rushing touchdowns by a Clemson true freshman since 2000 ... his two-yard touchdown pass against Wake Forest was the first by a Clemson non-quarterback since Sammy Watkins' 52-yard touchdown pass to Andre Ellington at Florida

State in 2012, as he became the first Clemson non-quarterback to both rush for a touchdown and throw for a touchdown since C.J. Spiller — his position coach — did so at NC State in 2009 ... earned team offensive player of the game honors after rushing 19 times for a career-high-tying 128 yards and a touchdown at South Carolina, making him the first Clemson true freshman with back-to-back 100-yard rushing games since Spiller in 2006 ... rushed for a team-high 61 yards and a touchdown on 18 carries and caught five passes for 53 yards vs. Iowa State ... the rushing touchdown moved him past Spiller (10 in 2006) for the second-most rushing touchdowns by a Clemson true freshman since 1972.

Before Clemson: Ranked as five-star prospect by 247Sports and as a high four-star by ESPN.com and Rivals.com ... ranked as the No. 21 overall player in the nation by ESPN.com, which also listed him as the second-best running back in the nation and second-best player from North Carolina ... rated as the No. 1 all purpose running back and No. 45 overall player in the nation by Rivals.com ... ranked No. 52 by 247Sports, the nation's best all-purpose back and third-best player in North Carolina ... PrepStar five-star recruit and Top 150 Dream Team selection who ranked as the nation's No. 19 recruit, including the No. 2 running back prospect and top player in North Carolina ... invited to play in the Under Armour All-America Game ... Gatorade Player of the Year in North Carolina and Charlotte Observer Player of the Year for 2019 ... led his 2019 team to a 16-0 record and the state 3A title ... MVP of the 2019 state championship game when he rushed for 256 yards and scored four touchdowns in a win over Lee County for his program's second straight state title ... three-time all-conference and all-county selection who was also a two-time all-state selection and two-time MaxPreps All-American ... did not have a 2020 high school season due to the COVID-19 pandemic ... rushed for 4,173 yards on 503 carries (8.3 yards per rush) in his three-year high school career ... had 1,411 receiving yards on 84 catches for a 16.8-yard average ... scored 80 touchdowns in his career — 55 rushing, 23 receiving and two on defense ... had an incredible 2019 season when he had 2,066 yards rushing on just 188 carries (11.0 yards per rush) and scored 31 rushing touchdowns ... also had 34 catches for 582 yards and nine receiving touchdowns in 2019 ... had 42 touchdowns that year, including 31 rushing, nine receiving and two on defense ... as a sophomore in 2018, posted 1,417 yards rushing on 206 carries and scored 19 touchdowns ... added 31 catches for 406 yards and six receiving touchdowns ... added 49 tackles and two interceptions on defense ... as a freshman, had 84 tackles and two interceptions ... contributed 690 rushing yard and five rushing touchdowns on 109 carries, as well as 19 catches for 423 yards and eight receiving touchdowns, in his freshman campaign ... also an outstanding lacrosse athlete who received college offers for that sport as well ... scored 49 goals and had 59 assists in 38 career games ... had 29 goals and 33 assists in 21 games in 2017 ... helped his team to a pair of state lacrosse titles ... won the state championship in 55 meters in the only year he ran indoor track, recording a time of 6.36 in the 55 meters ... committed to Clemson on May 5, 2020 ... recruited by Danny Pearman and Tony Elliott ... played for Andy Capone at Weddington High School ... straight-A student in high school.

Personal: Management major ... enrolled at Clemson in January 2021 ... born Aug. 29, 2002 ... his brother, James, played lacrosse at Penn (2020-23) and was Second-Team All-Ivy League in 2022 ... completed a microinternship at NFL headquarters in New York in spring 2022 ... fundraised and presented a \$10,000 check in May 2022 to Levine Children's Hospital in his home metro area of Charlotte ... along with K.J. Henry, donated five figures to create the 1 CLEM5ON endowment in November 2022 to benefit Clemson University's Harvey and Lucinda Gantt Multicultural Center and Clemson Athletics' "Hear Her Roar" campaign ... two-time ACC Honor Roll member (2021,22).

SHIPLEY CAREER STATS

Year	G-S	Snaps	Car	Yds	Avg	TD	LG	Rec	Yds	TD	KOR
2021	10-5	378	149	738	5.0	11	42	16	116	0	14-380
2022	14-14	646	210	1182	4.2	15	53	38	242	0	13-324
Totals	24-19	1024	359	1920	5.3	26	53	54	358	0	27-704



JACK SMITH

P • 6-5 • 230 • *FR. • RS
SARALAND, ALA.
SARALAND HS

89


Enters 2023 following a redshirt season in which he appeared in one game.
2022: Made debut vs. No. 24 North Carolina with a 47-yard punt in his lone game of his redshirt season ... ACC Honor Roll selection.

Before Clemson: Helped Saraland High School to an 8-2 record in 2021 ... four-year starter at punter ... ranked as the No. 5 punter in the nation by Kohl's ... punted 78 times over his last three seasons, placing 43 of them inside the 20 ... averaged 39 yards per punt as a junior and 38 as a senior ... had 18 of his 34 punts in 2021 downed inside the 20 ... also had experience as a quarterback and had some impressive numbers as a reserve ... completed 9-of-10 passes for 81 yards as a junior in 2020 ... completed 8-of-11 passes for 105 yards as a senior ... had 97 rushing yards on eight carries for a 12.1-yard average as a junior, then had 19 carries for 167 yards and three touchdowns as a senior ... added five catches for 101 receiving yards last year ... for his career, completed 17-of-21 passes for 186 yards and had 264 rushing yards and a touchdown in just 27 attempts ... coached at Saraland by Jeff Kelly ... enrolled at Clemson in January 2022.

Personal: Economics major ... born Dec. 5, 2003 ... completed a microinternship with TaylorMade in spring 2023.

J. SMITH CAREER STATS

Year	G-S	P	Yds	Avg	-20	50+	TB	HB	LG	Net
2022	1-0	1	47	47.0	0	0	0	0	47	47.0



BRANNON SPECTOR

WR • 6-1 • 205 • *SR. • 2VL
CALHOUN, GA.
CALHOUN HS

TIGERS

13

Clemson football legacy who enters 2023 with 34 career catches for 347 yards and two touchdowns and two rushes for 21 yards in 521 snaps over 28 career games (six starts).

2022: Caught 15 passes and posted career highs in receiving yards (195), touchdown receptions (two), games played (14), games started (five) and offensive snaps (300) ... recorded two catches for 11 yards and advanced a blocked punt 13 yards at Georgia Tech in his first game action since the Sugar Bowl on Jan. 1, 2021, a span of 612 days ... tied for team lead with four receptions vs. Furman, gaining 17 yards ... added another 17 yards on two catches vs. Louisiana Tech ... scored his first career touchdown on a 41-yard reception at No. 21 Wake Forest ... two weeks later, added his second touchdown of the season amid his two catches for 37 yards at Boston College ... made two critical plays on special teams at Florida State, stopping a fake punt and sealing the win by recovering a Florida State outside kick attempt, sharing team special teams player of the game honors ... caught an 11-yard pass vs. Louisville ... recorded two receptions for 18 yards vs. Miami (Fla.) ... recorded a career-long 43-yard reception vs. No. 24 North Carolina.

2021: Missed the 2021 season with respiratory challenges.
2020: Gained 136 yards on 16 receptions and rushed twice for 21 yards in 180 snaps over 11 games (one start) ... contributed a 16-yard catch and 19-yard rush at Wake Forest ... unavailable vs. The Citadel ... posted career highs with four receptions for 32 yards vs. Virginia ... gained 10 yards on three receptions vs. No. 7 Miami ... caught a 20-yard pass at Georgia Tech ... registered a five-yard reception vs. Syracuse ... added two receptions vs. Boston College ... caught a 26-yard pass vs. Pitt ... caught a 10-yard pass at Virginia Tech ... gained 16 yards on two catches vs. No. 3 Ohio State in the Sugar Bowl.

2019: Gained 16 yards on three receptions in 41 snaps over three games while redshirting ... caught a three-yard pass in his collegiate debut vs. Georgia Tech ... added a five-yard reception vs. Charlotte ... caught an eight-yard pass at South Carolina.

Before Clemson: Second-generation Clemson player who played wide receiver and safety in high school ... had 49 receptions for 719 yards and seven touchdowns in 2018 as a senior ... had 47 tackles, five tackles for loss, and five interceptions on defense ... returned one interception for a touchdown ... had one of his best all-around games in the season opener, he had eight catches for 103 yards and a touchdown on offense, and an interception on defense against Ridgeland ... had one of his best games in the state playoffs when he had 87 receiving yards and a touchdown in a victory ... Region 6 AAA Athlete of the Year ... first-team all-region ... first-team Chattanooga Times All-Area ... County Player of the Year ... in 2017 team won the state championship with a 14-1 record ... played at Calhoun High School for Hal Lamb ... high school teammate of 2019 Clemson signee Davis Allen at Calhoun High ... showed his athletic ability at the Atlanta Regional of The Opening, where he finished second in the competition to Nolan Smith, one of the top five players in the nation ... also ran track at Calhoun, competing in the 100, 200, long jump and triple jump ... Clemson recruiters were Brandon Streeter and Jeff Scott ... committed to Clemson on October 28, 2017 ... enrolled at Clemson in January 2019.

VETERAN BIOS

Personal: Born July 13, 2000 ... earned degree in management in May 2023 ... completed microinternships with Elliott Realty in Myrtle Beach in spring 2022 and Cisco in Raleigh in spring 2023 ... two-time ACC Honor Roll selection (2019-20) ... brother of former Clemson linebacker and 2022 NFL Draft pick Baylon Spector ... his father, Robbie Spector, was a wide receiver for the Tigers who lettered from 1988-90 ... Clemson won two ACC Championships when Robbie was on the team and his senior class had a 40-8 record with four straight 10-2 seasons ... his sister, Blair, is also a Clemson graduate and former Clemson cheerleader.

SPECTOR CAREER STATS

Year	G-S	Snaps	Rec	Yds	Avg	TD	LG
2019	3-0	41	3	16	5.3	0	8
2020	11-1	180	16	136	8.5	0	26
2022	14-5	300	15	195	13.0	2	43
Totals	28-6	521	34	347	10.2	2	43



TROY STELLATO

WR • 6-1 • 190 • *S.O. • SQ
FORT LAUDERDALE, FLA.
CARDINAL GIBBONS HS

TIGERS

Enters 2023 having played 23 snaps in two career games.

2022: Missed the season with an injury suffered in fall camp.
2021: Played 23 snaps in two games, gaining 15 yards on two receptions.

Before Clemson: National top 300 player by all services ... ranked No. 135 overall by Rivals.com, which listed him as the 20th-best player in Florida and 17th-best receiver in the nation ... ranked No. 228 by 247Sports and No. 239 by ESPN.com ... four-star signee according to ESPN.com and Rivals ... PrepStar Top 150 Dream Team selection who ranked as the nation's No. 120 overall prospect, including ranks as the 17th-best receiver prospect and No. 18 player in Florida ... posted 112 career receptions for 1,758 yards and 19 scores in 33 games ... MaxPrep Preseason second-team All-American for 2020 ... recorded 26 receptions for 325 yards and five scores in his first six games of a pandemic-shortened 2020 season ... as a junior, recorded 42 receptions for 727 yards and nine scores, a 17.3 yards-per-reception average, in 13 games ... as a sophomore, had 44 receptions for 706 yards and five scores in 14 games ... had a career-long 77-yard catch and a 16.0 average that season ... committed to Clemson on June 5, 2020 ... recruited by Brent Venables and Tyler Grisham ... played for Matt DuBuc at Cardinal Gibbons High School.

Personal: Born May 4, 2002 ... communication major.

STELLATO CAREER STATS

Year	G-S	Snaps	Rec	Yds	Avg	TD	LG
2021	2-0	23	2	15	7.5	0	12



CADEN STORY

DT • 6-3 • 290 • *FR. • RS
LANETT, ALA.
LANETT HS

TIGERS

Enters 2023 having played one game while redshirting in 2022.

2022: Played four defensive snaps in his lone appearance of his redshirt season ... made collegiate debut vs. Furman.

Before Clemson: Multi-time state champion and all-state selection who played for his father, Clifford Story, at Lanett High School ... was one of the state's most decorated defensive linemen in 2020 and 2021, as he earned first-team all-area from the Opelika-Auburn News and first-team all-state honors while earning both Valley-Times Defensive Player of the Year and AH-SAA 2A Defensive Lineman of the Year in both seasons ... named an All-American by recruiting analyst Tom Lemming ... began playing varsity football in eighth grade ... part of teams that went 59-8 over five seasons, never winning fewer than 10 games in a season ... contributed to state title teams in 2017 and 2019 ... credited with 184 tackles, 54 quarterback pressures, 37 sacks and two interceptions over his final three seasons ... as a senior in 2021, credited with 73 tackles, 20 quarterback pressures and 17 sacks ... as a junior in 2020, posted 64 tackles, 26 quarterback pressures, 14 sacks and two interceptions ... recorded a four-sack game against rival Lafayette that year ... added 47 tackles, eight quarterback pressures and six sacks in

2019 ... consensus four-star prospect ... 247Sports ranked him 23rd among the nation's defensive tackles and 10th among all players in Alabama ... Rivals.com placed him among the nation's 30-best defensive tackles and No. 16 overall in the state of Alabama ... member of the ESPN300 who ESPN.com ranked as the nation's No. 23 defensive tackle and No. 11 player in Alabama ... ranked by On3 Sports as the No. 16 player in Alabama and No. 38 defensive tackle in the class ... PrepStar placed him as No. 221 among its national Top 300 ... participated in the All-American Bowl in San Antonio ... also played basketball, helping his team to back-to-back state championship game berths ... National Beta Club honor society member.

Personal: Sports communication major ... son of two former collegiate athletes ... his father, Clifford, played football and baseball at Jacksonville State ... nephew of 14-year NFL tight end Marcus Pollard ... committed to Clemson on National Signing Day, Feb. 2, 2022 ... plans to enroll in the summer of 2022 ... brother of Alabama defensive back Kristian Story ... born April 6, 2004.

STORY CAREER STATS

Year	G-S	Snaps	Hit	Asst	Tot	TFL	Sacks	Int	QP	PBU	CF-RF
2022	1-0	4	0	0	0	0-0	0-0	0-0	0	0	0-0



DAVIAN SULLIVAN

WR • 6-4 • 195 • *SR. • SQ
WOODRUFF, S.C.
WOODRUFF HS

TIGERS

Joined the team as a walk-on in the 2022 season.

2022: Did not appear in game action after joining the team in September.

Before Clemson: Lettered at Woodruff High School.

Personal: Majoring in architecture ... completed a microinternship at Google in spring 2023 ... born Dec. 26, 2000.



AIDAN SWANSON

P/PK • 6-3 • 170 • *^SR. • 1VL
TAMPA, FLA.
IMG ACADEMY

TIGERS

Enters 2023 having previously averaged 41.8 yards on 70 career punts and 63.3 yards on 11 career kickoffs plus a 2-for-2 mark on PATs over 22 career games (14 starts) from 2019-22.

2022: Punted 62 times for 2,620 yards (42.3-yard average) over 14 games (all starts) in his first season as a starter ... placed 16 punts inside the 20 and recorded 13 punts of 50 yards or more ... impressed in his first career start, sharing special teams player of the game honors after averaging 44.0 yards on six punts with three downed inside the 20 and two covering 50 yards or more ... averaged 35.5 yards on four punts vs. Furman ... averaged 42.4 yards on five punts vs. Louisiana Tech ... averaged 32.8 yards on four punts at No. 21 Wake Forest ... averaged 40.0 yards on three punts vs. No. 10 NC State ... averaged 41.6 yards on seven punts with one downed inside the 20 at Boston College ... shared special teams player of the game honors after averaging 45.8 yards on four punts at Florida State including two punts of 50 or more yards and one downed inside the 20 ... averaged 52.5 yards on two punts vs. No. 14 Syracuse, as both punts exceeded 50 yards and were downed inside the Syracuse 20-yard line, including one that bounced out of bounds at the Syracuse four-yard line amid Clemson shutting out the Orange in the second half of a 14-point comeback victory ... averaged 45.0 yards on five credited punts at Notre Dame including a career-long 67-yard boot ... punted five times vs. Louisville, averaging 41.0 yards per punt with a long of 54 ... averaged 41.7 yards on three punts vs. Miami (Fla.) ... recorded three punts of 50-plus yards and four downed inside the 20, both single-game career highs, vs. South Carolina ... averaged 44.7 yards on three punts vs. No. 24 North Carolina ... averaged 40.7 yards on three punts in the Orange Bowl vs. No. 6 Tennessee.

2021: Appeared in two games, averaging 38.7 yards on three punts and 64.3 yards on three kickoffs ... averaged 42.0 yards on two punts vs. SC State ... had one kickoff and one punt vs. UConn.

2020: Averaged 43.7 yards on three punts, averaged 62.2 yards on four kickoffs and went 2-for-2 on PATs in three games ... produced a 44-yard punt and a 62-yard kickoff at Wake Forest

... punted once for 37 yards and went 2-for-2 on PATs at Georgia Tech ... had a 50-yard punt and had another blocked vs. Pitt.


2019: Punted twice and kicked off four times with two touchbacks over three games while redshirting ... made collegiate debut vs. Charlotte, recording two touchbacks on two kickoffs and a 30-yard punt ... dropped a 28-yard punt inside the 20-yard line vs. Florida State ... ACC Honor Roll selection.

Before Clemson: Left-footed punter who ranked as the third-best punter in the nation by PrepStar and Rivals.com ... ranked as the fourth-best punter by 247Sports and 16th-best punter by ESPN.com ... handled kickoffs for IMG Academy in 2018 and had 29 touchbacks on 46 kickoffs (63 percent) ... opponents averaged just 19.6 yards per kickoff return ... averaged 42.3 yards per punt in 2018 and 46.0 in 2017 ... had a 49-yard touchdown pass out of punt formation for IMG in 2017 ... opponents averaged just 2.5 yards per punt return in 2018 ... played two years at IMG Academy and two years at Jesuit High School in Tampa ... punted for a 13-1 team that reached the state semifinals at Jesuit in 2015 ... Jesuit was 12-1 in 2016 ... was 54-80 on touchbacks at Jesuit in 2016 ... had eight touchbacks in a game twice ... As a sophomore, was a first-team All-Tampa Bay and All-Hillsborough County selection and a second-team 5A all-state honoree by the Associated Press ... was also competed in track and field ... was the Hillsborough County district champion for high jump and a State Championship finalist ... Head Coach at Jesuit Tampa was Matt Thompson and Special Teams Coach was Tom Feely ... played at IMG Academy for Kevin Wright ... primary Clemson recruiters were Tony Elliott and Danny Pearman ... committed to Clemson on March 5, 2018 ... enrolled at Clemson in January 2019.

Personal: Born July 20, 2000 ... his mother, Gena, is a Clemson graduate ... earned degree in marketing in December 2022 ... three-time ACC Honor Roll selection (2019 and 2021-22) ... completed microinternships with Synnex in Greenville in spring 2022 and TD Synnex in Tampa in spring 2023.

SWANSON CAREER STATS

Year	G-S	P	Yds	Avg	-20	50+	TB	LG	Net
2019	3-0	2	58	29.0	1	0	0	30	29.0
2020	3-0	3	131	43.7	2	1	0	50	38.7
2021	2-0	3	116	38.7	1	0	0	42	37.3
2022	14-14	62	2620	42.3	16	13	2	67	38.6
Totals	22-14	70	2925	41.8	20	14	2	67	38.3



CLAY SWINNEY

WR • 5-9 • 165 • *FR. • RS
CLEMSON, S.C.
D.W. DANIEL HS

TIGERS

Joined Clemson as a walk-on prior to the 2022 season.

2022: Made collegiate debut vs. Louisiana Tech, playing one offensive snap ... ACC Honor Roll selection.

Before Clemson: Part of consecutive state championship teams at Daniel High School in 2020 and 2021 ... caught 37 passes for 416 yards and six touchdowns as a senior in 2021 ... also contributed as a kick returner and punt returner ... played for Jeff Fruster at Daniel ... also contributed on Daniel's basketball team.

Personal: Sports communication major ... son of Clemson Head Coach Dabo Swinney, becoming the third of Swinney's three sons to play at Clemson ... his oldest brother, Will, tied the school and modern FBS record by playing 69 career games at Clemson from 2017-21 ... his other brother, Drew, was a wide receiver at Clemson from 2018-22 ... born July 29, 2003.

SWINNEY CAREER STATS

Year	G-S	Snaps	Rec	Yds	Avg	TD	LG
2022	1-0	1	0	0	---	0	---



MARCUS TATE

OL • 6-5 • 325 • JR. • 2VL
SUNRISE, FLA.
NSU UNIVERSITY SCHOOL

TIGERS

Two-year starter who enters 2023 having played 1,336 career offensive snaps over 24 games with 19 starts in his first two seasons ... became only the third Clemson true freshman offensive lineman since 1972 to start a season opener when he started Clemson's 2021 opener against Georgia.

VETERAN BIOS

2022: Played 709 snaps and started all 11 games in which he appeared prior to suffering a season-ending injury against Miami (Fla.) in mid-November ... played 69 snaps in a 31-point victory at Georgia Tech ... played 53 snaps vs. Furman as DJ Uigalelei set a new career high in passer rating ... played 62 snaps in paving the way for 280 rushing yards and 241 passing yards vs. Louisiana Tech ... played every offensive snap at No. 21 Wake Forest, powering Clemson to 559 yards in a double-overtime victory ... played 69 snaps in a sack-free performance by Clemson's offensive line vs. No. 10 NC State ... played all 64 snaps at Boston College ... played 65 snaps at Florida State as Clemson did not commit a turnover for the third time in four games ... played 83 snaps vs. No. 14 Syracuse as the Tigers rushed for a season-high 293 yards and leaned on the ground game to overcome an 11-point fourth-quarter deficit in the win ... played all 70 offensive snaps at Notre Dame ... played 74 snaps in helping power Clemson to 248 rushing yards vs. Louisville ... played 10 snaps vs. Miami (Fla.) prior to exiting the game with an injury.

2021: Played 627 snaps over 13 games with eight starts as a true freshman ... started and played 48 snaps vs. No. 5 Georgia in his collegiate debut ... became only the third true freshman offensive lineman to start a season opener for Clemson since the NCAA instituted permanent freshman eligibility in 1972, joining center James Farr (1980) and tackle Mitch Hyatt (2015) ... played 51 snaps vs. SC State as Clemson exceeded both 200 rushing yards and 200 passing yards ... played 70 plays vs. Georgia Tech, Clemson's second straight game allowing zero sacks ... contributed on special teams at NC State ... played 62 snaps in helping power Clemson to 231 rushing yards and 207 passing yards vs. Boston College ... played 39 snaps in a Friday night win at Syracuse ... played 47 snaps at No. 23 Pitt ... played 62 snaps and helped pave the way for Will Shipley's 128 rushing yards in a comeback win vs. Florida State ... played all 70 snaps at Louisville as Clemson recorded a fourth-quarter comeback win in back-to-back weeks for the first time since 1974 ... played 92 of Clemson's 100 plays in helping the Tigers exceed 300 passing yards vs. UConn ... played five snaps vs. No. 13 Wake Forest ... played nine snaps at South Carolina ... played 72 snaps vs. Iowa State as Clemson extended its streak of consecutive 10-win seasons to 11.

Before Clemson: Ranked as the No. 112 overall player in the nation by Rivals.com, which also listed him as the sixth-best offensive guard in the nation and 18th-best player in Florida ... ranked as the No. 132 overall player by ESPN.com, which also listed him as the 17th-best player at his position and 19th-best player in Florida ... top 225 player according to 247Sports, which ranked him as the 12th-best offensive guard ... ranked as a four-star by all services ... PrepStar Top 150 Dream Team selection who ranked as the nation's No. 119 prospect, including ranking as the fifth-best guard prospect ... committed to Clemson on Sept. 24, 2019 ... played for Daniel Luque at NSU School in 2020, he played his first three years at University School ... that school cancelled its 2020 season due to COVID-19, so he played for Tru Prep Academy in 2020, where he was a member of the 2020 State Championship team ... wore No. 55 in high school ... committed to Clemson on Sept. 24, 2019 ... recruited by Brent Venables and Robbie Caldwell.

Personal: Majoring in political science ... enrolled at Clemson in January 2021 ... completed a microinternship at National Football League headquarters in New York in spring 2022 ... born Jan. 31, 2003, and was the youngest member of Clemson's 2021 signing class.

TATE CAREER STATS		
Year	G-S	Snaps
2021	13-8	627
2022	11-11	709
Totals	24-19	1336



DOMONIQUE THOMAS

RB • 5-8 • 215 • *JR. • 1VL
OHATCHEE, ALA.
OHATCHEE HS

20

Joined Clemson as a walk-on in January 2022 but earned a scholarship in advance of the 2022 season ... enters 2023 having rushed seven times for 31 yards in 21 offensive snaps in four games at Clemson ... between his time at NCAA Clemson and NAIA Union College in Kentucky, enters 2023 having combined for 105 carries for 558 yards and six touchdowns and 33 catches for 285 yards and a receiving touchdown for his career.

2022: Rushed seven times for 31 yards in 21 offensive snaps over four games in his first season ... ACC Honor Roll selection ... made his Clemson debut at Georgia Tech, carrying three times

for 13 yards ... added 11 yards on two carries vs. Louisiana Tech ... rushed twice for seven yards vs. No. 24 North Carolina.

Before Clemson: Played six games (four starts) at Union College in Kentucky in 2020 ... rushed 98 times for 527 yards and six touchdowns and added 33 catches for 285 yards and a receiving touchdown, earning Mid-South Conference Appalachian Division Offensive Freshman of the Year ... elected to transfer and pursue his dream at Clemson after tragically losing his mother and grandparents to a tornado in March 2021 ... lettered at Ohatchee High School, where he was a first-team Alabama Sports Writers Association all-state pick after posting 2,020 rushing yards and 33 touchdowns on 170 carries in 2019.

Personal: Born Oct. 25, 2001 ... management major ... nicknamed "Quazilla" by his teammates and coaches.

D. THOMAS CLEMSON STATS

Year	G-S	Snaps	Car	Yds	Avg	TD	LG	Rec	Yds	TD
2022	4-0	21	7	31	4.4	0	8	0	0	0



XAVIER THOMAS

DE • 6-2 • 255 • ^+*SR. • 5VL
FLORENCE, S.C.
IMG (FLA.) ACADEMY

TIGERS

Explosive edge rusher who made an immediate impact as a reserve in

2018, earning near-unanimous Freshman All-American acclaim ... multi-time all-conference selection ... credited with 116 career tackles (30.0 for loss), 14.5 sacks, five pass breakups, five forced fumbles and a fumble recovery in 1,385 defensive snaps over 49 games (19 starts).

2022: Limited by a foot injury to three games, collecting four tackles (2.0 for loss), two sacks and a forced fumble in 52 defensive snaps ... ACC Honor Roll selection ... missed the first five games of the season after suffering a foot injury in fall camp ... returned to action at Boston College, where despite playing only six snaps, he earned ACC Defensive Lineman of the Week after posting two sacks, a forced fumble and an additional quarterback hit, collecting the Leather Helmet Award from the Boston College Gridiron Club as the game's MVP ... added two tackles at Florida State.

2021: Third-team All-ACC selection ... also added all-conference honors from PFF (second team) and Phil Steele (fourth team) ... credited with 27 tackles (5.5 for loss), 3.5 sacks, two forced fumbles and a pass breakup in 476 snaps over 12 games (10 starts) ... credited with a team-high 17 quarterback pressures ... recorded one tackle and a pass breakup vs. No. 5 Georgia ... added two tackles vs. SC State ... credited with one tackle — a half-sack — vs. Georgia Tech ... recorded a career-high 2.0 sacks and a forced fumble among his five tackles at NC State ... contributed three tackles (2.0 for loss) and a sack vs. Boston College ... made two tackles (one for loss) at Syracuse ... added two tackles at No. 23 Pitt ... recorded six tackles and a forced fumble vs. Florida State ... the forced fumble against Florida State came three yards behind the line of scrimmage on a pass play, but with Florida State recovering the fumble past the line of scrimmage, NCAA rules prohibiting sacks from being credited on fumbles that gain yardage precluded him from receiving a sack on the play ... made four tackles at Louisville ... harassed Brock Purdy with three credited quarterback pressures and made one tackle vs. Iowa State.

2020: Initially intended to play only four games in 2020 and redshirt after complications with COVID-19 and strep throat, but ended up playing seven games upon the NCAA's blanket eligibility waiver for 2020 ... credited with 11 tackles (4.0 for loss), 3.5 sacks and a forced fumble in only 119 snaps over seven games (one start) ... made season debut vs. No. 7 Miami ... added three tackles (0.5 for loss) at Georgia Tech ... recorded three tackles including his first sack of the season vs. Syracuse ... added a sack vs. Boston College, giving him a full sack in back-to-back games for the first time in his career ... made one tackle at No. 4 Notre Dame ... forced a fumble on a sack vs. Pitt ... had a half-sack among his two tackles at Virginia Tech.

2019: Third-team All-ACC selection ... credited with 31 tackles (8.0 for loss), 2.0 sacks, two pass breakups and a fumble recovery in 434 snaps in 12 games (eight starts) ... recorded four tackles (1.5 for loss) with a half-sack vs. Georgia Tech ... added two tackles including a half-sack vs. No. 12 Texas A&M ... made three tackles, including his first full sack of the season, at Syracuse ... contributed two tackles (one for loss) vs. Charlotte ... added five tackles and contributed to the game-winning stop on a two-point conversion attempt at North Carolina ... made one tackle and rushed for one yard on his first career rushing attempt vs. Florida State ... recorded a tackle and a fumble recovery at NC State ... posted two tackles, both for loss, vs. Wake Forest ...

notched three tackles and a pass breakup vs. No. 22 Virginia in the ACC Championship Game ... registered six tackles (1.5 for loss) in the Fiesta Bowl against No. 2 Ohio State ... added two tackles vs. No. 1 LSU.

2018: Credited with 43 tackles (10.5 for loss), 3.5 sacks and two pass breakups in 304 snaps over 15 games ... first-team Freshman All-America selection by USA Today, ESPN.com, The Athletic and 247Sports ... made debut with three tackles (including one for loss) against Furman ... recorded first career sack vs. Georgia Southern ... collected team co-special teams player of the week honors against Georgia Tech after a devastating hit on the Yellow Jackets' only kickoff return of the day ... helped seal a comeback win against Syracuse, recording a highlight-reel sack and applying pressure throughout Syracuse's final desperation drive ... recorded two tackles for loss among his four total tackles at Wake Forest ... made five tackles, including 2.5 for loss, in only 25 snaps vs. No. 16 NC State ... had two tackles for loss on one sack among his three tackles at Florida State ... added four tackles vs. Louisville ... had four tackles at No. 17 Boston College ... added three tackles vs. Duke ... made one tackle vs. South Carolina ... had three tackles and a pass breakup in ACC Championship Game against Pitt ... made two tackles including an assisted tackle for loss vs. No. 3 Notre Dame in the Cotton Bowl ... contributed three tackles including a half-sack in the National Championship Game vs. No. 1 Alabama.

Before Clemson: No. 3 player in the nation by 247Sports, No. 4 player by ESPN and No. 5 player by PrepStars and Rivals ... No. 1 defensive end in the nation by 247Sports, ESPN, PrepStars and Rivals ... No. 1 player in Florida by 247Sports, ESPN, PrepStars and Rivals ... Anthony Munoz national lineman-of-the-year ... U.S. Army All-American Game participant ... played at IMG (Fla.) Academy as a senior after playing three seasons at Wilson High School (Florence, S.C.) ... helped IMG Academy to a 9-0 record and No. 2 national ranking by MaxPreps as a senior ... USA Today National Defensive Player-of-the-Year finalist ... invited to Nike's The Opening in 2017 ... had 34 tackles and eight tackles for loss as a senior ... had 70 tackles, 13 tackles for loss and nine sacks as a sophomore ... had 568 yards and eight touchdowns on 59 carries as a sophomore ... had 59 tackles, 21 tackles for loss, eight sacks and 21 quarterback pressures as a freshman ... teammate of fellow Tiger signee Mike Jones Jr. ... coached by Kevin Wright at IMG Academy High School ... enrolled at Clemson in January 2018 ... recruited by Todd Bates, Danny Pearman and Brent Venables.

Personal: Born Dec. 20, 1999 ... earned degree in criminal justice in December 2020 in only three years ... earned master's degree in athletic leadership in December 2022.

X. THOMAS CAREER STATS

Year	G-S	Snaps	Hit	Asst	Tot	TFL	Sacks	Int	QB	PK	CF	RF
2018	15-0	304	24	19	43	10.5	3.5	2	0	6	2	1
2019	12-8	434	17	14	31	8-32	2-8	0	0	7	2	0
2020	7-1	119	5	6	11	4-20	3.5-19	0	0	1	0	1
2021	12-10	476	21	6	27	5.5-40	3.5-36	0	0	17	1	2
2022	3-0	52	3	1	4	2-20	2-20	0	0	2	0	1
Totals	49-19	1385	70	46	116	30-164	14.5-105	0-0	33	5	5	1



JEREMIAH TROTTER JR.

LB • 6-0 • 230 • JR. • 2VL
HAINESPORT, N.J.
ST. JOSEPH'S (PA.) PREPARATORY SCHOOL

TIGERS

Talented All-America linebacker and NFL legacy who enters 2023 credited with 114 tackles, 14.5 tackles for loss, 7.5 sacks, seven pass breakups, a forced fumble and an interception (which he returned 35 yards for a touchdown) in 737 defensive snaps over 27 career games (14 starts).

2022: Earned second-team All-America honors from the Associated Press ... third-team All-America and second-team All-ACC selection by Pro Football Focus ... second-team All-ACC selection by College Football Network and Phil Steele ... led team in tackles (92) and tackles for loss (13.5), tied for the team lead in sacks (6.5) and added six pass breakups, a forced fumble and an interception (returned 35 yards for a touchdown) in 678 defensive snaps over 14 games (all starts) ... was one of only three Power Five players in 2022 to reach at least 13 tackles for loss, six sacks and return an interception for a touchdown, joining two-time Nagurski Award winner Will Anderson Jr. of Alabama and national championship participant Dee Winters of TCU; Trotter was the only member of that trio to also produce a forced fumble ... recorded five tackles (0.5 for loss), a half-sack and a pass breakup at Georgia Tech ... contributed a tackle for loss vs. Furman ... added four tackles, a pass breakup and his first career interception vs. Louisiana Tech ... made three tackles at No. 21 Wake Forest ... credited with two tackles vs. No. 10 NC State ...

VETERAN BIOS

contributed three tackles (1.5 for loss) and two pass breakups at Boston College ... credited with a career-high 13 tackles (one for loss) at Florida State, collecting ACC Linebacker of the Week and team defensive player of the game honors ... contributed seven tackles (0.5 for loss) vs. No. 14 Syracuse ... made seven tackles at Notre Dame ... credited with a team-high 11 tackles (0.5 for loss) and his first career forced fumble vs. Louisville ... recorded a team-high nine tackles (one for loss), a sack and a pass breakup vs. Miami (Fla.) to collect team defensive player of the game honors ... notched nine tackles (3.0 for loss) with a career-high 2.0 sacks, a pass breakup and an interception he returned 35 yards for a touchdown vs. South Carolina ... set an ACC Championship Game record with 3.0 sacks among his team-high-tying nine tackles vs. No. 24 North Carolina ... accrued nine tackles (1.5 for loss) in the Orange Bowl vs. No. 6 Tennessee.

2021: Credited with 22 tackles (one for loss) and one sack over 13 games including 59 defensive snaps ... ACC Honor Roll selection ... made Clemson debut on special teams vs. No. 5 Georgia ... added five tackles and his first career sack vs. SC State ... added another special team stop at Louisville ... contributed four tackles vs. UConn ... made one tackle vs. No. 13 Wake Forest ... added three tackles including the final stop on the Clemson three-yard line to preserve a shutout at South Carolina ... closed the year with six tackles against Iowa State.

Before Clemson: Rated as the No. 7 overall player in the nation by ESPN.com, including ranks as the nation's No. 1 linebacker and the top player in Pennsylvania ... ranked No. 30 by 247Sports, including being listed as the country's top inside linebacker and the second-best player in Pennsylvania ... ranked No. 106 by Rivals.com ... five-star prospect according to ESPN.com ... PrepStar five-star recruit and Top 150 Dream Team selection who ranked as the nation's No. 23 recruit, including as the No. 1 linebacker prospect and No. 1 player in Pennsylvania ... Clemson's highest-rated player in the 2021 class by ESPN.com ... invited to play in both the Under Armour All-America Game and the All-American Bowl ... helped lead St. Joseph's to a No. 3 national ranking according to USA Today ... helped team win two straight 6A state championships, including 2020, when the team won its championship game, 62-13 ... missed nine games as a junior with a broken arm ... committed to Clemson on Sept. 7, 2019 ... recruited by Mike Reed and Brent Venables ... Trotter Jr. played for Tim Roken at St. Joseph's Prep.

Personal: Criminal justice major ... enrolled at Clemson in January 2021 ... completed a microinternship with Cisco in spring 2022 ... wore No. 54 in high school, the same number as his father, Jeremiah Trotter, Sr., a four-time Pro Bowler who played 12 NFL seasons for the Eagles, Redskins and Buccaneers from 1998-2009 ... born Dec. 24, 2002.

TROTTER CAREER STATS

Year	G-S	Snaps	Hit	Asst	Tot	TFL	Sacks	Int	QB	PBU	CF-RF
2021	13-0	59	14	8	22	1-2	1-2	0-0	0	0	0-0
2022	14-14	678	74	18	92	13.5-38	6.5-27	2-35	6	6	1-0
Totals	27-14	737	88	26	114	14.5-40	7.5-29	2-35	6	6	1-0



BYRN TUCKER

OL • 6-3 • 330 • *JR. • 2VL
KNOXVILLE, TENN.
KNOXVILLE CATHOLIC HS

73

Enters 2023 having played 127 snaps over 17 career games.

2022: Played 48 offensive snaps over eight games ... played 10 snaps at Georgia Tech ... played 14 snaps vs. Furman ... played 11 snaps vs. Louisiana Tech ... played six snaps vs. No. 10 NC State ... played one snap vs. Miami (Fla.) ... played six snaps vs. No. 24 North Carolina.

2021: Played 68 snaps over six games ... ACC Honor Roll selection ... played 15 snaps vs. SC State as Clemson had over 200 rushing yards and 200 passing yards ... played 48 of Clemson's 100 yards in helping it exceed 300 passing yards vs. UConn ... played three snaps at South Carolina and two vs. Iowa State.

2020: Played 11 snaps over three games as a true freshman ... played three snaps in debut at Wake Forest ... played four snaps in Clemson's win vs. The Citadel ... played four snaps vs. Pitt.


Before Clemson: Played for Steve Matthews at Knoxville Catholic High in Knoxville, Tenn., the same school that produced Clemson receiver Amari Rodgers ... was a consensus four-star offensive lineman ... graded out at 85 percent from his offensive tackle position in 2019 ... three-time all-state selection ... 5A Region Offensive Lineman of the Year ... a four-time All-Region selection ... played on state championship team in 2017 ... at the time of his signing, ranked as the No. 132 overall player in the nation, the fourth-best offensive tackle and the fifth-best player in Tennessee by ESPN.com ... rated as the No. 188 overall

player, 10th-best offensive tackle and ninth-best player in Tennessee by PrepStar ... ranked as the No. 207 overall player in the nation by Rivals.com, which also listed him as the No. 8 offensive tackle and No. 7 player in the state of Tennessee ... selected to Under Armour All-America Game ... committed to Clemson on March 14, 2019 ... recruited to Clemson by Robbie Caldwell.

Personal: Born Sept. 10, 2001 ... enrolled at Clemson in January 2020 ... criminal justice major ... completed a microinternship at Adobe in spring 2023 ... name pronounced BRINE.

TUCKER CAREER STATS

Year	G-S	Snaps
2020	3-0	11
2021	6-0	68
2022	8-0	48
Totals	17-0	127



COLE TURNER

WR • 6-1 • 180 • *FR. • 1VL
VESTAVIA HILLS, ALA.
VESTAVIA HILLS HS

22

Flashed down the stretch of his redshirt season in 2022 as he enters 2023 with eight career receptions for 161 yards in 102 offensive snaps over three games, including a 100-yard effort in his second career game in the 2022 ACC Championship Game.

2022: Had eight receptions for 161 in 102 offensive snaps over three games while redshirting ... ACC Honor Roll selection ... made his debut vs. Miami (Fla.), catching a nine-yard pass for a third-down conversion ... recorded Clemson's first 100-yard receiving game of the season vs. No. 24 North Carolina, catching three passes for 101 yards including a team-season-long 68-yard reception ... tied Artavis Scott (2014) and Justyn Ross (2018) for the fewest career games played needed to record a 100-yard receiving game in Clemson history (two) ... gained 51 yards on four receptions in the Orange Bowl vs. No. 6 Tennessee.

Before Clemson: Named first-team All-South Metro as an athlete after recording 42 catches for 581 yards and seven touchdowns in addition to accounting for touchdowns via punt return and kickoff return ... averaged 19.5 yards per punt return and 34.5 yards per kickoff return, finishing the season with 1,160 all-purpose yards ... second-team all-state ... coached by Buddy Anderson and Sean Calhoun at Vestavia Hills High School ... initially focused on basketball before playing his first season of high school football as a junior ... committed to Clemson on Jan. 16, 2022 ... enrolled in the summer of 2022.

Personal: Pre-business major ... his late father, Kevin, played football with Dabo Swinney at Alabama; Kevin played eight years in the NFL with the Patriots and Eagles ... his brother, Nolan, was a 2020 All-America safety who played 65 games and earned two degrees at Clemson from 2016-21 ... born April 11, 2003.

TURNER CAREER STATS

Year	G-S	Snaps	Rec	Yds	Avg	TD	LG
2022	3-0	102	8	161	20.1	0	68



TYLER VENABLES

S • 5-11 • 210 • SR. • 3VL
CLEMSON, S.C.
D.W. DANIEL HS

24

Has 98 tackles (5.5 for loss), a sack, an interception and seven pass breakups in 716 defensive snaps over 34 games (two starts).

2022: Credited with 37 tackles (one for loss), a pass breakup and a team-high seven special teams tackles while playing 240 defensive snaps over 10 games ... had a de-cleating special teams tackle among his four stops at Georgia Tech ... added six tackles vs. Furman ... contributed eight tackles (one for loss) vs. Louisiana Tech ... made three tackles at No. 21 Wake Forest ... credited with a team-high seven tackles and added a pass breakup vs. No. 10 NC State, earning team special teams player of the game ... collected four tackles both vs. No. 14 Syracuse and at Notre Dame ... returned from late-season injury to make one tackle in the Orange Bowl vs. No. 6 Tennessee.

2021: Credited with 33 tackles (1.5 for loss), three pass breakups, one sack and one interception over 262 snaps in 12 games (two starts) ... made three tackles vs. SC State ... credited with three tackles including a special teams stop vs. Georgia Tech ... contributed two tackles at NC State ... posted five tackles

(0.5 for loss) and a pass breakup vs. Boston College ... recorded five tackles and added both his first career sack and first career interception at Syracuse ... added four tackles and a pass breakup at No. 23 Pitt ... notched three tackles vs. Florida State ... made two tackles vs. UConn ... contributed three tackles and a pass breakup vs. No. 13 Wake Forest ... recorded two tackles at South Carolina ... made one tackle vs. Iowa State.

2020: Had 28 tackles (3.0 for loss) and three pass breakups in 214 snaps over 12 games ... made collegiate debut at Wake Forest ... posted a tackle for loss and a pass breakup vs. The Citadel ... broke up a pass vs. Virginia ... recorded a tackle and a pass breakup vs. No. 7 Miami ... added two tackles at Georgia Tech ... credited with a team-high eight tackles vs. Syracuse ... registered one tackle vs. Boston College ... added two tackles at No. 4 Notre Dame ... made three tackles vs. Pitt ... recorded one tackle at Virginia Tech and in Sugar Bowl vs. No. 3 Ohio State.

Before Clemson: Played for Jeff Fruster at Daniel High School in Central, S.C. ... ranked as the school's career passing yardage leader with 6,927 yards ... totaled 73 touchdown passes and 38 rushing touchdowns in three years as a quarterback ... helped Daniel to an 11-1 record and the third round of the state playoffs as starting quarterback in 2019 ... set school record for passing yards in a season with 3,281 as a senior, completing 253-of-374 passes ... posted four straight 300-yard passing games at three straight five-touchdown games at various points ... recorded 48 combined touchdowns rushing and passing ... was also starter on defense, contributing 75 tackles, seven tackles for loss and four interceptions in 2019 ... named all-state as a defensive back in 2019 ... named Offensive Player of the Year for the region and was a first-team all-region honoree ... Mr. Football nominee in the state of South Carolina ... first-team all-region and was Player of the Year for the area in 2018 as a junior ... second-team USA Today All-State selection that year ... threw for 3,006 yards and rushed for 890 as a junior when he helped Daniel to an 11-2 record ... completed 243-for-364 passes that year with 26 touchdown passes and just four interceptions ... added 163 rushes for 890 yards and 28 rushing touchdowns to finish with 54 combined touchdowns rushing and passing ... Shrine Bowl selection ... committed to Clemson on June 2, 2019 ... recruited to Clemson by Brent Venables and Mickey Conn.

Personal: Born Feb. 22, 2002 ... political science major ... completed a microinternship with LyonJay in Greenville in spring 2022 ... enrolled at Clemson in January 2020 ... son of former Clemson Defensive Coordinator Brent Venables and brother of former Tiger linebacker Jake Venables ... his father played football at Kansas State ... signed with Clemson on Dec. 18, his father's birthday.

VENABLES CAREER STATS

Year	G-S	Snaps	Hit	Asst	Tot	TFL	Sacks	Int	QB	PBU	CF-RF
2020	12-0	214	17	11	28	3-6	0-0	0-0	0	3	0-0
2021	12-2	262	20	13	33	1.5-3	1-3	1-7	0	3	0-0
2022	10-0	240	24	13	37	1-3	0-0	0-0	0	1	0-0
Totals	33-2	716	61	37	98	5.5-12	1-3	1-7	0	7	0-0



NATE WIGGINS

CB • 6-2 • 185 • JR. • 2VL
ATLANTA, GA.
WESTLAKE HS

2

Athletic corner who enters 2023 with 25 tackles (2.0 for loss), 15 pass breakups, a blocked field goal and an interception (returned an ACC Championship Game-record 98 yards) in 897 career snaps over 24 games (11 starts).

2022: First-team All-ACC selection by College Football Network ... credited with 22 tackles (2.0 for loss), a team-high 12 pass breakups, a blocked field goal and an interception (returned 98 yards for a touchdown) in 767 defensive snaps over 13 games (11 starts) ... played the most snaps of any member of the secondary and the second most on the defense behind linebacker Barrett Carter ... his 12 pass breakups were one shy of the Clemson sophomore record of 13 shared by James Lott (1987) and Justin Miller (2003) ... his 12 pass breakups were the most in a season (as credited by gameday stat crews) by a Clemson defender since Coty Sensabaugh's 13 in 2011 ... broke up a pass at Georgia Tech ... recorded three tackles and the game-winning pass breakup in double overtime at No. 21 Wake Forest ... posted a tackle and two pass breakups vs. No. 10 NC State ... broke up two passes at Boston College ... recorded two pass breakups at Florida State, becoming the first Clemson player to record multiple pass breakups in three straight games since K'Von Wallace accomplished the feat against South Carolina, Virginia and Ohio State late in the 2019 season ... made three tackles vs. No. 14 Syracuse ... notched one tackle at Notre Dame ... contributed six

VETERAN BIOS

tackles and a pass breakup vs. Louisville ... added a tackle and a pass breakup vs. Miami (Fla.) ... made three tackles (2.0 for loss) vs. South Carolina ... starred in ACC Championship Game vs. No. 24 North Carolina, recording one tackle, his first career interception return (which he returned 98 yards for a touchdown), two pass breakups and his first career blocked field goal ... his 98-yard interception return was the longest play in ACC Championship Game history and the second-longest interception in Clemson history, trailing Don Kelley's 102-yard return vs. Duke in 1970; it also tied for the seventh-longest play in Clemson history and the longest for the Tigers since Derrick Hamilton's 100-yard kickoff return against UNC in 2003 ... added three tackles in the Orange Bowl vs. No. 6 Tennessee.

2021: Credited with three tackles and three pass breakups in 130 snaps over 11 games ... ACC Honor Roll selection ... made Clemson debut on special teams vs. No. 5 Georgia ... credited with two tackles vs. SC State ... broke up a pass at Syracuse ... had one tackle vs. Florida State ... contributed a pass breakup vs. UConn and again the following week vs. No. 13 Wake Forest.

Before Clemson: Four-star recruit by all major services ... No. 75 overall player in the nation by 247Sports, which also had him as the sixth-best cornerback in the nation and the ninth-best overall player in Georgia ... No. 149 overall by Rivals.com, the 12th-best cornerback in the nation and 13th-best player in talent-rich Georgia ... ESPN.com ranked him No. 225 overall, as well as the 15th-best cornerback and 25th-best player in Georgia ... PrepStar Top 150 Dream Team selection who ranked as the No. 112 overall player in the nation, including the eighth-best cornerback and 11th-best player in Georgia ... played at Grady High School in 2018 and 2019 ... also played basketball at Grady ... had 18 receptions for 262 yards and two scores in 2018 ... selected for All-American Bowl ... had two career interception returns for touchdowns, including one of 100 yards ... committed to Clemson on Dec. 12, 2020 after originally committing to LSU prior to the 2020 season ... recruited by Mike Reed ... played for Bobby May at Westlake High School, the same high school that produced former Clemson cornerback and 2020 first-round pick A.J. Terrell and fellow 2021 signee Dacarri Collins.

Personal: Sociology major ... enrolled at Clemson in January 2021 ... born Aug. 28, 2003.

WIGGINS CAREER STATS

Year	G-S	Snaps	Hit	Ass	Tot	TFL	Sacks	Int	QB	PBU	CF-RF
2021	11-0	130	2	1	3	0-0	0-0	0-0	0	3	0-0
2022	13-11	767	20	2	22	2-4	0-0	1-98	0	12	0-0
Totals	24-11	897	22	3	25	2-4	0-0	1-98	0	15	0-0



ANTONIO WILLIAMS

WR • 5-11 • 190 • SO. • 1VL
IRMO, S.C.
DUTCH FORK HS

TIGERS

0

Enters 2023 after an impact freshman season in 2022 in which he garnered Freshman All-America recognition after posting 604 yards and four touchdowns on 56 receptions in addition to serving as the team's punt returner for most of the season.

2022: Earned first-team Freshman All-American recognition from ESPN, On3 and Pro Football Focus ... also garnered second-team Freshman All-America honors from The Athletic ... caught 56 passes for 604 yards with four touchdowns in 690 offensive snaps over 14 games (10 starts) ... also rushed five times for eight yards, returned 15 punts for 129 yards, completed a six-yard pass and had a 26-yard kick return ... his 10 starts were the most by a Clemson freshman receiver since Hunter Renfrow's redshirt freshman season (10 in 2015) and the most by a true freshman receiver at Clemson since Sammy Watkins (10 in 2011) ... became the first true freshman to lead Clemson in receiving yards since Justyn Ross in 2018 and the first to lead in receptions since Artavis Scott in 2014 ... All-ACC Academic Team selection ... gained 37 yards on a team-high-tying four receptions at Georgia Tech ... recorded a team-high 57 yards on two receptions vs. Louisiana Tech, including his first career touchdown reception on a 19-yard pass ... made first career start at No. 21 Wake Forest, catching three passes for 51 yards and recording a 26-yard kickoff return as an upback ... posted a team-high five receptions vs. No. 10 NC State, gaining 45 yards ... led the team in receptions at Boston College, catching five passes for 29 yards and sharing team special teams player of the game honors with a 20-yard punt return ... had 76 yards on two receptions including a 59-yard touchdown at Florida State, Clemson's longest touchdown pass since the 2020 ACC Championship Game ... gained 30 yards on a team-high five receptions and a career-long 18-yard punt return vs. No. 14 Syracuse ... caught four passes for 26 yards at Notre Dame ...


tied a Clemson single-game freshman record with 10 receptions vs. Louisville for 83 yards and a touchdown ... tied the Clemson single-game freshman record shared by Sammy Watkins (2011 vs. Auburn) and Artavis Scott (2014 vs. Louisville and Boston College) with that performance ... also completed a six-yard pass to DJ Uiaalelei against Louisville and averaged 12.5 yards on two punt returns to earn team special teams player of the week ... caught five passes for 39 yards and averaged 9.0 yards on four punt returns vs. Miami (Fla.) ... gained 40 yards on three receptions vs. No. 24 North Carolina.

Before Clemson: Highly regarded wideout from Dutch Fork High School, where he was rated as a top-100 player nationally by multiple outlets ... Rivals.com ranked him as the nation's No. 74 overall prospect, including the nation's No. 34 wideout and No. 5 prospect in the state ... ESPN ranked him as the No. 83 overall player in the nation, the ninth-best receiver and the third-best player in South Carolina ... ranked No. 60 by 247Sports, which listed him as the nation's sixth-best receiver and third-best player in South Carolina ... ranked No. 158 overall in the nation by PrepStar, which also ranked him as the 23rd-best receiver and fifth-best player in South Carolina ... On3 Sports ranked him as the nation's No. 137 overall prospect, 19th-best among receivers and the fourth-best in South Carolina ... selected to the Under Armour All-America Game in Orlando ... played on three state title teams at Dutch Fork ... lost only one game in his high school career ... helped Dutch Fork reach the 2021 state title game and finish with a 12-1 record ... had 137 career catches for 2,458 yards and 23 touchdowns ... also an outstanding punt returner who averaged 26.2 yards on 29 career returns ... had 85 catches for 1,625 yards (including 10 100-yard receiving games) and 15 scores as well as 16 carries for 195 rushing yards in 2021 ... added 12 punt returns for 365 yards, an incredible 30.4-yard average ... had at least one touchdown in every game and scored 20 total touchdowns ... had an 87-yard punt return for a score against Chapin, finishing the game with 120 receiving yards and 192 punt return yards ... had 183 yards and three touchdowns on six catches vs. Spartanburg ... caught 12 passes for 155 yards in the state title game against Gaffney in his final game ... had 51 catches for 837 yards and eight touchdowns and 17 punt returns for a 23.2-yard average in 2020 ... had 10 catches for 196 yards and two touchdowns against River Bluff that year ... coached by Tom Knotts at Dutch Fork ... enrolled at Clemson in summer of 2022 ... committed to Clemson on Dec. 9, 2021.

Personal: Parks, recreation and tourism management major ... born July 14, 2004, the same day as fellow 2022 signee wide receiver Adam Randall.

A. WILLIAMS CAREER STATS

Year	G-S	Snaps	Rec	Yds	Avg	TD	LG	Car	Yds	TD	PR
2022	14-10	690	56	604	10.8	4	59	5	8	0	15-129



JOHN WILLIAMS

OL • 6-4 • 305 • *JR. • SQ
CANTON, GA.
CREEKVIEW HS

TIGERS

76

Enters 2023 having played 29 offensive snaps over five games.

2022: Played 22 offensive snaps over three games ... made season debut vs. Louisiana Tech ... played seven snaps vs. Miami (Fla.) ... played 10 snaps vs. No. 24 North Carolina.

2021: Suffered a season-ending injury in fall camp.

2020: Played seven snaps over two games ... played three snaps in collegiate debut at Wake Forest ... played four snaps in Clemson's shutout win vs. The Citadel.

Before Clemson: Played for Trevor Williams at Creekview High in Canton, Ga. ... two-time first-team all-state offensive tackle ... three-year starter who played for three different head coaches ... helped team to 7-4 record his senior year when he was an all-state, all-area and all-conference honoree ... named all-state by Georgia Public Broadcasting ... all-state by Atlanta Journal Constitution and MaxPreps for his junior year when he helped Creekview to a 12-1 record ... two-time first-team all-region pick who was a second-team honoree as a sophomore ... committed to Clemson on Sept. 1, 2018 ... recruited to Clemson by Brandon Streeter and Robbie Caldwell.

Personal: Born March 17, 2002 ... health science major ... two-time ACC Honor Roll selection (2020-21) ... completed a microinternship with Cisco in spring 2022 ... enrolled at Clemson in June 2020.

J. WILLIAMS CAREER STATS

Year	G-S	Snaps
2020	2-0	7
2022	3-0	22
Totals	5-0	29



TRÉ WILLIAMS

DT • 6-2 • 300 • *JR. • 2VL
WINDSOR, CONN.
ST. JOHN'S COLLEGE (D.C.) HS

TIGERS

8

Enters 2023 with 25 tackles (6.5 for loss), 2.0 sacks and a fumble recovery over 399 defensive snaps in 25 career games (one start).

2022: Credited with eight tackles (1.5 for loss), a sack and a fumble recovery in 142 defensive snaps over 12 games ... split a tackle for loss at Georgia Tech ... added a tackle vs. Furman ... contributed a career-high four tackles and a sack at Boston College ... recorded his first career fumble recovery vs. Miami (Fla.).

2021: Battled through injuries to his foot and both shoulders to play 243 snaps over 11 games (one start) and finish the year with 13 tackles (4.0 for loss) and one sack ... had a tackle for loss vs. SC State ... had three tackles (0.5 for loss) vs. Georgia Tech ... had two tackles with a half-sack vs. Boston College ... had a half-sack at Syracuse ... contributed three tackles (one for loss) at No. 23 Pitt ... had a half-sack vs. UConn.


2020: Played 14 snaps over two games prior to a season-ending injury ... had four tackles (one for loss) at Georgia Tech.

Before Clemson: Played 2018 and 2019 for Joe Casamento at St. John's College High School ... helped it go 9-1 in 2018 and rank 20th in the nation (second in the Washington, D.C. area) by MaxPreps ... helped team to 9-1 record in 2018 and top-20 national ranking ... No. 39 player in the nation by ESPN.com, which also listed him as the fourth-best defensive tackle and third-best player in Maryland ... 247Sports ranked him as the 57th-best player in the nation, the seventh-best defensive tackle and third-best player in Washington, D.C. ... selected to the Under Armour All-America Game ... committed to Clemson on Jan. 26, 2019 ... recruited to Clemson by Mike Reed and Todd Bates.

Personal: Born Oct. 22, 2001 ... sociology major ... enrolled at Clemson in June 2020.

T. WILLIAMS CAREER STATS

Year	G-S	Snaps	Hit	Ass	Tot	TFL	Sacks	Int	QB	PBU	CF-RF
2020	2-0	14	3	1	4	1-3	0-0	0-0	0	0	0-0
2021	11-1	243	5	8	13	4-15	1-10	0-0	7	0	0-0
2022	12-0	142	4	4	8	1.5-9	1-7	0-0	1	0	0-1
Totals	25-1	399	12	13	25	6.5-27	2-17	0-0	8	0	0-1



WADE WOODAZ

LB • 6-3 • 215 • SO. • 1VL
TAMPA, FLA.
JESUIT HS

TIGERS

17

Has played linebacker and safety ... has 20 tackles (5.5 for loss), 1.5 sacks, three pass breakups, a forced fumble and a blocked punt in 180 snaps from scrimmage over 14 games (one start) in 2022.

2022: Had 20 tackles (5.5 for loss), 1.5 sacks, three pass breakups, a forced fumble and a blocked punt in 180 snaps from scrimmage over 14 games (one start) ... All-ACC Academic Team selection ... ACC Honor Roll selection ... blocked a punt in his debut at Georgia Tech and shared team special teams player of the game honors for that contest ... had three tackles (0.5 for loss) and a pass breakup vs. Louisiana Tech ... had a tackle for loss vs. No. 14 Syracuse ... had his first career sack and forced fumble amid his three tackles (1.5 for loss) vs. Louisville ... had five tackles and a pass breakup vs. No. 24 North Carolina in a game he started at safety ... had two tackles (both for loss) and a pass breakup against No. 6 Tennessee.


Before Clemson: Active linebacker who was one of the leaders of his Jesuit High School team that ranked 11th in the nation by MaxPreps ... captain of a squad that went 15-0 and won the school's first state title since 1968 ... Jesuit was 38-2 in his last three years ... had 216 tackles in his career ... had 10 tackles for loss, five caused fumbles, two recovered fumbles, two blocked kicks and two fumble recoveries ... in 2021, had 82 tackles, including seven tackles for loss, four caused fumbles, a blocked kick and two interceptions ... had 84 tackles in 11 games as a junior ... had 50 tackles as a sophomore in 2019 ... committed to Clemson on Nov. 25, 2021 ... coached by Matt Thompson at Jesuit High School ... enrolled at Clemson in summer of 2022.

Personal: Construction sciences and management major ... born Feb. 4, 2004.

WOODAZ CAREER STATS

Year	G-S	Snaps	Hit	Ass	Tot	TFL	Sacks	Int	QB	PBU	CF-RF
2022	14-1	180	12	8	20	5.5-24	1.5-14	0-0	0	3	1-0

ROOKIE BIOS



JAMAL ANDERSON

LB • 6-4 • 205 • FR. • HS
BUFORD, GA.
MILL CREEK HS

TIGERS

32

NFL legacy who guided Georgia's Mill Creek HS to a Class AAAAAA state

title in 2022.

Before Clemson: Helped Mill Creek to a state championship with a 70-35 victory on Dec. 10 ... guided 2022 team to a 14-1 record ... recorded 56 tackles in 2022, including four sacks, four passes broken up, an interception, a blocked kick and two forced fumbles ... scored two touchdowns, one via reception and one on a fumble return ... had 12 receptions for 172 yards as a tight end ... as a junior in 2021, helped his team to the state quarterfinals while posting 78 tackles for an 11-2 team with four sacks, including one that resulted in a safety ... recorded seven total tackles for loss, five passes broken up and two interceptions that year ... named first-team 7A All-State as a junior ... posted 36 tackles as a sophomore in 2020 with three tackles for loss and three passes broken up ... played for Josh Lovelady ... ranked as the No. 130 overall player in the nation by ESPN.com, which also listed him as the No. 9 player in Georgia and the 12th-best linebacker in the nation ... rated as the nation's No. 145 overall player by On3 ... listed as the No. 174 overall player in the nation by PrepStar ... consensus four-star player.

Personal: Committed to Clemson on June 13, 2022 ... born Dec. 20, 2004 and signed with Clemson one day after his 18th birthday ... son of former NFL running back Jamal Anderson, who lettered at the University of Utah in 1992 and 1993 ... his father played eight NFL seasons for the Falcons as a running back, recording four 1,000-yard seasons and earning first-team All-Pro and Pro Bowl honors in 1998 when he had 1,846 rushing yards and helped the Falcons to a berth in Super Bowl XXXIII ... third in the NFL in MVP voting in 1998 ... his sister, Mia, is a member of the University of Georgia track team who competes in throwing events ... enrolled at Clemson in January 2023 ... pre-business major ... completed a microinternship at Adobe in spring 2023.



KHALIL BARNES

S • 6-1 • 190 • FR. • HS
ATHENS, GA.
NORTH OCONEE HS

TIGERS

36

Two-time Georgia 8-4A Player of the Year who scored on offense, defense and special teams in 2022.

Before Clemson: Helped North Oconee to a 13-1 record and a spot in the state semifinals in 2022 ... team won its first 13 games of the year and helped coach Tyler Aurandt earn 4A Coach of the Year honors ... earned Region 8-4A Player of the Year, as voted by the state's coaches, in both 2021 and 2022 ... 2021 all-state selection ... played on both sides of the ball, seeing action at receiver and defensive back ... in 2022, scored 18 total touchdowns, scoring on offense, defense and special teams ... recorded 35 rushes for 442 yards (12.6 avg.) including a long run of 93 yards and seven rushing touchdowns ... recorded 53 receptions for 879 yards (16.6 avg.) with eight touchdown receptions ... registered 44 tackles, three tackles for loss, eight interceptions, seven pass breakups and a forced fumble defensively in 2022 ... scored twice on defense ... posted 13 kick returns for 231 yards, including a 57-yard punt return for a score ... had a superlative all-purpose performance against Cedar Shoals in 2022 when he caught eight passes for 142 yards with two touchdowns at receiver in addition to recording a rushing touchdown and a pick-six, giving him four total touchdowns in that game ... listed as No. 20 athlete in the country by Rivals, which also listed him as the No. 42 overall player in Georgia ... On3 ranked him as No. 14 athlete and 53rd-best player in Georgia.

Personal: Born Feb. 28, 2005 ... committed to Clemson on Dec. 16, 2022 ... originally committed to Wake Forest ... later narrowed college decisions to Clemson, Oklahoma and Notre Dame, the first two of which recruited him as a defensive player and the latter of which pursued him as a receiver ... enrolled at Clemson in January 2023 ... communication major ... first name pronounced "CUH-leel."



ROB BILLINGS

S • 6-2 • 190 • FR. • HS
MARIETTA, GA.
MILTON HS

TIGERS

31

Georgia safety who scored defensive touchdowns in multiple playoff games

for Milton in 2021.

Before Clemson: Two-year starter at Milton High outside Atlanta where he played for Ben Reaves ... finished high school career with 170 tackles and nine interceptions in 38 games ... also recorded 29 passes defended and three fumble recoveries ... recorded 98 tackles from his safety position as a senior in 2022 when he helped Milton to 10-4 record and a No. 15 final ranking in the state of Georgia according to MaxPreps ... played all 14 games and produced 13 passes defended, five tackles for loss, two fumble recoveries, one forced fumble and two blocked kicks ... 74 of his 98 tackles were first hits ... also recorded four interceptions he returned 47 yards ... had three double-figure tackle games as a senior, 12 vs. Christian Brothers (Mo.), 11 vs. Alpharetta and 11 vs. West Forsyth ... had nine first hits and a 22-yard interception return against West Forsyth while also contributing 13 carries for 73 rushing yards and a touchdown and three catches for 38 yards ... also completed a pass for 15 yards in that contest ... helped Milton to a 12-1 record as a junior in 2021 when he had 66 tackles with five interceptions and a fumble recovery ... had a 53-yard pick-six vs. Walton in state playoffs and 55-yard fumble return for a score in state playoffs vs. Mill Creek ... both of his touchdowns that season came in the state playoffs ... had a career-high 13 tackles vs. Alpharetta in 2021 ... ranked as 29th-best overall player in Georgia by Rivals ... listed by Rivals as No. 27 safety in the country.

Personal: Committed to Clemson on July 31, 2022 ... born Jan. 20, 2005 ... enrolled at Clemson in summer 2023.



TYLER BROWN

WR • 5-11 • 170 • FR. • HS
GREENVILLE, S.C.
GREENVILLE SENIOR HS

TIGERS

6

Explosive local receiver who produced 34 career touchdowns at Greenville.

Before Clemson: Played for Greg Porter at Greenville Senior High School ... helped the Red Raiders to a 10-4 record and state semifinal berth in 2022 ... finished his prep career with 148 receptions for 2,501 yards and 32 receiving touchdowns ... averaged nearly 17 yards per catch for his career ... also added 29 rushes for 163 yards and a touchdown ... scored 34 career touchdowns, 32 on receptions ... also returned kicks over his career and finished with 3,077 career all-purpose yards ... also played some quarterback, completing 12-of-18 passes for 217 yards and three scores over his career ... recorded 59 catches for 937 yards and 12 touchdowns as a senior ... posted six catches for 144 yards against T.L. Hanna ... had three touchdown catches vs. Westside ... had six catches for 111 yards against South Pointe in the state playoffs, helping Greenville to its first win over South Pointe ... posted eight catches for 102 yards in Upper State Playoff championship vs. Northwestern ... had career-high 71 catches, 1,034 receiving yards and 15 touchdowns as a junior in 2021 ... had three touchdowns among his four catches against Wade Hampton that year ... recorded 18 catches for 530 yards as a sophomore in 2020 when he played just six games in the COVID-19-impacted season ... averaged 29.4 yards per catch that year ... averaged 25.5 yards per return on 12 returns as the team's primary kickoff returner that season ... posted 313 all-purpose yards against Riversdale in 2020 ... had five receptions for a career-high 172 yards and three scores vs. Blue Ridge in 2020 ... had at least 140 receiving yards in three of his six games in 2020 and finished with 1,008 all-purpose yards in just six games ... played for the South Carolina team in the Shrine Bowl, scoring a 55-yard touchdown in the contest ... ranked in the On3 Top 300 nationally, as the service ranked him as the nation's No. 294 overall player and the fifth-best in South Carolina ... ranked as the No. 16 player in South Carolina by 247Sports ... ranked as the No. 19 player in South Carolina by ESPN.com.

Personal: Committed to Clemson on Nov. 24, 2022 ... born June 14, 2005 ... became Clemson's third Greenville Senior High signee in two years, joining 2022 signees Collin Sadler and Josh Sapp ... enrolled at Clemson in summer 2023 ... pre-business major.



VIC BURLEY

DL • 6-4 • 300 • FR. • HS
WARNER ROBINS, GA.
WARNER ROBINS HS

TIGERS

45

Georgia AAAAA Defensive Player of the Year who is a consensus top-80 recruit

nationally.

Before Clemson: Earned 5A Defensive Player of the Year honors in Georgia ... preseason Atlanta Journal-Constitution Super 11 selection ... helped Warner Robins to state championships in his sophomore and junior seasons and a state championship berth as a senior ... played 47 career games at Warner Robins, producing 188 tackles and 55 tackles for loss, including 22 sacks for -111 yards ... recorded an incredible 138 quarterback hurries ... as a senior, helped coach Marquis Westbrook's team to a 10-5 record, rebounding from a 1-4 start to earn a state championship appearance ... had three tackles for loss against both Houston County and Jenkins ... had season-high eight tackles in win over Cartersville ... credited with eight quarterback hurries in two different games ... finished 2022 with 57 tackles, 11 tackles for loss and three sacks, and also saw some time at tight end, adding three catches for 52 yards and two scores ... as a junior in 2021, had 54 tackles, including 14 tackles for loss with five sacks ... had career-best 53 quarterback hurries for the season ... recorded 13 hurries vs. Jones County ... helped team to 12-1 record and a state title ... posted four tackles for loss and seven tackles in win over Creekside ... had career-high 59 tackles in 13 games in 2020 ... posted 22 tackles for loss with 11 sacks and added 46 hurries ... recorded 10 sacks in first six games of the year ... posted three tackles for loss in five of the first six games ... notched four tackles for loss vs. Lee County ... second-team all-state according to MaxPreps as a sophomore in 2020 as he helped his team to a 13-1 record and a state title ... invited to the All-American Bowl in San Antonio, Texas ... was a consensus top-80 national player from the nation's largest recruiting services ... listed as the No. 18 overall player in the nation by 247Sports, which also listed him as the second-best defensive tackle and second-best player in Georgia ... ranked 39th in Sports Illustrated's SI99 for 2023 ... five-star recruit according to PrepStar, which ranked him as the No. 41 overall player in the nation ... ranked by Rivals as the nation's No. 69 player ... ESPN.com ranked him as the nation's No. 76 overall player ... ranked as the No. 120 player in the nation by On3.

Personal: Committed to Clemson on June 5, 2022 ... born Jan. 5, 2005 ... cousin of Clemson Defensive Run Game Coordinator/Defensive Tackles Coach Nick Eason ... enrolled at Clemson in January 2023 ... health science major.



DEE CRAYTON

LB • 6-1 • 215 • FR. • HS
ALPHARETTA, GA.
DENMARK HS

TIGERS

22

Ranked by Rivals among the 10-best prospects in talent-rich Georgia.

Before Clemson: Recorded 75 tackles as a senior, including 20 tackles for loss and four sacks ... also had two interceptions, one he returned for a score ... had four forced fumbles ... also scored five touchdowns as a running back ... had 91 tackles in 10 games as a junior, including 14 tackles for loss and four sacks ... also saw time as a running back, adding 42 carries for 177 yards with four touchdowns ... had 62 tackles in 11 games as a sophomore ... contributed eight tackles for loss, five of which were sacks ... played for Mike Palmieri ... ranked as the No. 159 overall player in the nation by Rivals, which also listed him as the No. 8 player in Georgia and No. 9 linebacker in the nation ... ranked as the 30th-best linebacker in the nation by ESPN.com ... 247Sports ranked him as the No. 33 player in Georgia and No. 36 linebacker in the nation ... ranked as the No. 262 overall player in the nation and as a four-star prospect by PrepStar ... invited to All-America Classic in Orlando.

Personal: Committed to Clemson on June 18, 2022 ... born Aug. 12, 2005 ... enrolled at Clemson in January 2023 ... sports communication major ... completed a microinternship at Elliott Realty in Myrtle Beach in spring 2023.

ROOKIE BIOS



MARKUS DIXON

TE • 6-5 • 225 • FR. • HS
PHILADELPHIA, PA.
ARCHBISHOP WOOD HS

TIGERS

84

First-team All-Catholic League selection who played tight end, wide receiver, defensive end, safety and quarterback during his prep career.

Before Clemson: First-team All-Catholic League selection in Philadelphia in 2022 ... three-year varsity starter who played tight end, wide receiver, defensive end and safety in addition to returning kicks ... played one game at quarterback ... caught 14 passes for 284 yards and three touchdowns in eight games in 2022 ... contributed as a blocker in a run-heavy offense ... recorded 16 tackles and an interception defensively ... four-year letterman in football and basketball at Archbishop Wood High School ... team co-captain ... played for Dave Armstrong ... ranked as the No. 12 overall player in Pennsylvania by ESPN.com, Rivals and 247Sports ... ranked as the 16th-best TE/H-Back in the nation by ESPN.com ... ranked as the 30th-best TE/H-Back by Rivals and 33rd by 247Sports ... ranked as the 15th-best player in Pennsylvania by PrepStar.

Personal: Committed to Clemson on June 14, 2022 ... from the same high school as current Atlanta Falcons tight end Kyle Pitts ... born Sept. 17, 2004 ... enrolled at Clemson in summer 2023 ... communication major.



JARVIS GREEN

RB • 5-11 • 185 • FR. • HS
IRMO, S.C.
DUTCH FORK HS

TIGERS

21

Recorded more than 6,000 career all-purpose yards and 91 total touchdowns at state powerhouse Dutch Fork High School.

Before Clemson: Led Dutch Fork to its sixth state title in seven years in 2022 ... recorded 525 rushes for 4,608 yards (8.8 avg.) and 78 rushing touchdowns in 40 career games ... also posted 89 receptions for 1,202 yards and 11 touchdowns ... added two return touchdowns to finish with his career with 91 total touchdowns ... recorded 462 yards on 18 kickoff returns (25.7 avg.) ... finished with 6,272 career all-purpose yards ... 2022 South Carolina Gatorade Player of the Year ... second-team MaxPreps All-American ... rushed 232 times for 2,272 yards (9.8 avg.) in 2022, finishing fourth in the state of South Carolina in rushing yardage ... added 36 receptions for 527 yards and recorded 41 total touchdowns as a senior, including 33 rushing, six receiving and two on returns ... recorded 100-yard rushing games in 11 of the 13 contests he played in 2022, including three games of at least 200 yards and a 306-yard rushing performance on 23 attempts against Spartanburg ... rushed 25 times for 246 yards vs. Dorman with three touchdowns ... capped career with 23 carries for 241 yards and three scores in the state championship ... also had a pair of 100-yard receiving games in 2022 ... scored seven touchdowns against River Bluff as a senior and added six against Lexington ... helped Dutch Fork be named the top high school team in South Carolina by MaxPreps in 2022 ... had six 100-yard games while contributing to a 12-1 season in 2021 ... had season-high 14 carries for 188 yards in season opener against Wren and had five rushing touchdowns and 149 yards against Chapin later that year ... had a pair of 100-yard rushing games as sophomore in 2020, including a 127-yard game against Chapin and a 137-yard effort against T.L. Hanna ... played for Tom Knotts ... selected to the Shrine Bowl, scoring the game-winning touchdown among his 15 carries for 58 yards for the South Carolina squad ... ranked as the top player in South Carolina by MaxPreps ... named first-team all-state by The State.

Personal: Committed to Clemson on Dec. 13, 2022 ... born Sept. 24, 2005 ... high school teammate of former Clemson wide receiver Will Taylor and current Tiger wideout Antonio Williams ... enrolled at Clemson in summer 2023 ... food science and human nutrition major.



STEPHYLAN GREEN

DL • 6-4 • 275 • FR. • HS
ROME, GA.
ROME HS

TIGERS

90

Two-time all-state honoree who produced 25 tackles for loss in helping Rome to the 2022 Georgia state semifinals.

Before Clemson: Helped Rome to 12-2 record in 2022 when the team reached the Georgia state semifinals ... part of a squad that finished ranked 16th in the state by MaxPreps ... had strong senior season with 68 tackles, 25 of which were tackles behind the line of scrimmage ... contributed 10 sacks and two interceptions and a 32-yard interception return touchdown in 2022 ... played defensive tackle and defensive end ... all-state honoree as a junior and senior ... all-region his final three years ... had 43 tackles, including nine tackles for loss and a sack, and two pass breakups as a sophomore in 2020 ... played for John Reid ... rated as a consensus top-225 player nationally in his recruiting class ... listed by On3 as the No. 46 overall player in the nation and fourth-best player in Georgia ... ranked No. 174 overall by 247Sports ... ranked No. 100 overall by Rivals ... ESPN.com ranked him as the nation's No. 228 player ... nation's No. 293 player per PrepStar, which ranked him as a four-star prospect.

Personal: Committed to Clemson on June 22, 2022 ... born Feb. 23, 2005 ... enrolled at Clemson in January 2023 ... sports communication major ... pronounced "STEPH-eye-linn."



RONAN HANAFIN

WR • 6-3 • 205 • FR. • HS
BURLINGTON, MASS.
BUCKINGHAM BROWNE & NICHOLS SCHOOL

TIGERS

15

Versatile offensive weapon who became Clemson's first Massachusetts signee since Christian Wilkins.

Before Clemson: Versatile athlete who contributed in myriad ways at Massachusetts' Buckingham Browne & Nichols School ... started prep career at cornerback as a freshman but played receiver and linebacker/safety most of his career ... also returned punts ... limited by injury to only three games (and just one full game) as a senior ... posted 64 tackles, five pass breakups, two interceptions and a sack as a junior in 2021 ... contributed 30 receptions for 369 yards and four scores ... played football and lacrosse ... played for Mike Willey ... ranked 81st in Sports Illustrated's S199 for 2023 ... listed as the No. 195 overall player in the nation by 247Sports, which also listed him as the No. 4 player in Massachusetts and the nation's No. 13 athlete ... Rivals ranked Hanafin as the No. 5 player in Massachusetts and 10th-best athlete in the class ... ESPN.com ranked Hanafin as the No. 6 player in Massachusetts ... PrepStar three-star recruit who ranked as the service's sixth-best player in Massachusetts.

Personal: Brother of Shane Hanafin, who will be a redshirt freshman quarterback at Boston College in 2023 ... his father, Dan, was Boston University's starting quarterback in 1997, the last year the school played football ... Dan led Boston University to victory over UMass in 1997, the last victory in BU football history ... became Clemson's first signee from Massachusetts since eventual unanimous All-American Christian Wilkins in 2015 ... born Feb. 4, 2004 ... committed to Clemson on August 14, 2022 ... chose Clemson over Notre Dame, for whom he was recruited by former Clemson receiver Chansi Stuckey ... enrolled at Clemson in summer 2023 ... pre-business major ... name pronounced "ROE-ninn HANN-uh-finn."



JAY HAYNES

RB • 6-0 • 185 • FR. • HS
ROANOKE, ALA.
HANDLEY HS

TIGERS

26

Averaged more than 10 yards per carry in his final two seasons in high school.

Before Clemson: Recorded 251 carries for 2,669 yards and 37 touchdowns in 24 games from 2021-22, averaging an incredible 10.6 yards per carry across those two seasons ... also added 19 catches for 268 yards in that span ... posted 1,888 yards on just

177 carries (10.7 avg.) and scored 27 touchdowns as a senior in 2022 ... had at least 100 yards in each of first five games and at least 100 in four of his last five ... rushed for 476 yards, the second-most in a game in Alabama high school history, on 30 carries against Jacksonville in a matchup of two of Class 4A's top five teams ... scored five touchdowns in that game, all covering at least 52 yards (96, 58, 52, 72, 54) ... that performance trailed only Tony Dixon's 531-yard game in 2003 in state annals ... in the state playoffs, rushed 25 times for 231 yards and four touchdowns against T.R. Miller and then had 217 yards and two scores on 30 carries (including a 96-yard touchdown run) against Montgomery Catholic ... also had 167 yards in his first playoff game that year, giving him 67 carries for 615 yards and 10 touchdowns, an average of 205 yards and three touchdowns, across three playoff games ... averaged 9.2 yards a rush in those three games ... helped Handley High to an 11-2 record and the third round of the playoffs ... as a junior, rushed 74 times for 781 yards (10.6 avg.) and 10 scores ... totaled 15 carries for 237 yards and three scores vs. Munford ... rushed 10 times for 185 yards and two scores vs. Cherokee County ... played for Larry Strain at Handley High ... wore No. 4.

Personal: Born Jan. 21, 2005 ... signed with the Clemson program on Dec. 21, 2022 ... enrolled at Clemson in summer 2023 ... engineering major.



A.J. HOFFLER

DL • 6-5 • 235 • FR. • HS
STUART, FLA.
WOODWARD (GA.) ACADEMY


TIGERS

99

Had 28 career tackles for loss and 15 sacks at Georgia's Woodward Academy.

Before Clemson: Florida native who moved to Georgia at a young age and helped Atlanta's Woodward Academy finish 2022 with 11-2 record and a 7-0 conference mark ... finished career with 90 tackles, 28 tackles for loss and 15 sacks ... had one interception, one fumble recovery and six forced fumbles ... notched 21 tackles in seven games as a senior ... posted 47 tackles, including nine sacks and 15 tackles for loss, in 11 games as a junior ... had 22 tackles, including four sacks and seven tackles for loss as a sophomore ... had three sacks in a pair of games in 2021 ... played for coach John Hunt at Woodward Academy ... ranked as the No. 214 overall player in the nation by 247Sports ... ranked as the 26th-best player in Georgia by ESPN.com ... ranked by Rivals as the 33rd-best player in Georgia and the nation's 35th-best defensive end ... PrepStar ranked him as a four-star prospect and as the nation's No. 282 overall player.

Personal: Committed to Clemson on June 21, 2022 ... born Aug. 9, 2004 ... product of Woodward Academy, an athletic department that has placed recent alums in the NFL, MLB and NBA ... his brother, Ozzie, is a defensive end at Kansas State ... enrolled at Clemson in summer 2023 ... pre-business major ... last name pronounced "HOFF-lerr."



CHARLIE JOHNSON

WR • 6-4 • 200 • FR. • HS
COLUMBIA, S.C.
BEN LIPPEN SCHOOL

TIGERS

85

Joined Clemson as a walk-on prior to the 2023 season.

Before Clemson: Competed at Ben Lippen School.

Personal: Communication major ... born June 3, 2004.



NOBLE JOHNSON

WR • 6-3 • 205 • FR. • HS
ROCKWALL, TEXAS
ROCKWALL HS

TIGERS

3

Rivals250 member who averaged 17.2 yards per catch in his prep career.

Before Clemson: Helped Rockwall to a 10-2 record in 2022 ... finished prep career with 101 receptions for 1,739 yards (17.2 avg.) and 14 touchdowns over 26 games ... added 22 career kickoff returns for 510 yards, a 23.2-yard average ... finished his

ROOKIE BIOS

senior season with 51 catches for 865 yards and six scores and 11 kickoff returns for 203 yards ... posted 15 catches for 164 yards and three scores against Royce City ... had seven catches for 163 yards and two scores against South Grand Prairie ... recorded four 100-yard receiving games ... notched 49 catches for 875 and eight touchdowns in 2021 ... had career-high 241 receiving yards on 11 catches against Lake Travis ... had eight catches for 199 yards and two scores against Jesuit in 2021 season opener ... wore No. 3 for coach Trey Brooks at Rockwell High ... invited to All-America Classic in Orlando ... ranked by Rivals as the nation's No. 244 overall player ... listed No. 280 overall by On3 ... listed as No. 304 player in the nation by PrepStar, which also listed him as a four-star prospect ... ranked as the No. 22 overall player in Texas by The Dallas Morning News.

Personal: Committed to Clemson on June 11, 2022 ... born Feb. 11, 2005 ... enrolled at Clemson in January 2023 ... pre-business major.



MISUN KELLEY

ATH • 5-10 • 170 • FR. • HS
CENTRAL, S.C.
D.W. DANIEL HS

TIGERS

Dynamic two-way player who helped nearby Daniel HS to a 36-game winning streak from 2020-22.

Before Clemson: Helped Daniel to a 12-1 record in 2022 and a berth in the state semifinals ... part of a 36-game winning streak for Daniel across the 2020-22 seasons ... helped Daniel to 3A state titles in 2020 and 2021 ... played multiple positions and scored touchdowns five different ways as a senior ... scored touchdowns via reception (six), rush (three), fumble return (one), interception return (one) and kickoff return (one) among his 12 total touchdowns in 2022 ... finished career with 91 receptions for 1,332 yards and 16 touchdown catches ... added 15 career rushing attempts for 250 yards and five touchdowns ... averaged 26.0 yards on kickoff returns and 14.3 yards on punt returns for his career ... recorded 2,266 career all-purpose yards ... recorded 86 tackles with eight interceptions and four pass breakups in 42 games defensively ... recorded 37 catches for 606 yards (14.6 avg.) and six scores in 2022 ... had 10 carries for 137 rushing yards with three touchdowns ... added 21 tackles, two interceptions and four pass breakups defensively ... as a junior in 2021, registered 54 catches for 726 yards and 10 touchdowns as well as 113 rushing yards and two touchdowns on five carries in 14 games ... contributed 24 tackles, three tackles for loss, and a fumble recovery defensively that year ... added 272 yards in kickoff returns in 2021 ... scored 12 touchdowns as a junior, 10 on receptions and two on rushing attempts ... recorded 27 tackles and six interceptions in 2020 ... had 14 tackles as a freshman ... played for coach Jeff Fruster at Daniel ... selected to the South Carolina team in the Shrine Bowl ... ranked by Rivals as the fifth-best player in South Carolina ... ranked as the state's 12th-best player by 247Sports and 14th-best by ESPN.com ... rated No. 10 in South Carolina by PrepStar.

Personal: Committed to Clemson on Oct. 29, 2022 ... originally committed to Virginia Tech ... born Feb. 25, 2005 ... enrolled at Clemson in summer 2023 ... communication major ... nicknamed "Tink" ... first name pronounced "MY-sun."



SHELTON LEWIS

CB • 5-11 • 180 • FR. • HS
STOCKBRIDGE, GA.
STOCKBRIDGE HS

TIGERS

Georgia Region 8-4A Athlete of the Year by Atlanta-Journal Constitution.

Before Clemson: Three-star defensive back who was two-year starter at Stockbridge ... wore No. 2 for coach Thomas Clark, helping his team to a 10-3 record as a senior ... recorded 56 tackles, three interceptions and 12 passes deflected across the 2021-22 seasons ... as a senior, recorded 25 tackles, three interceptions and seven total passes defended ... added 11 catches for 233 yards and four touchdowns at receiver ... averaged 21.2 yards per catch ... earned Region 8-4A Athlete of the Year from the Atlanta Journal-Constitution in helping Stockbridge to a 10-3 record and a region title ... credited with 31 tackles, eight passes defended and a forced fumble in 2021 ... also had 109 yards and a touchdown on seven carries in 2021 ... ran track as well, earning the state's gold medal in the 400-meter dash as a junior.

Personal: Committed to Clemson on Aug. 8, 2022 ... originally committed to Pitt ... committed to Clemson on his 17th birthday ... enrolled at Clemson in January 2023 ... sports communication major.



TRISTAN MARTINEZ

WR • 5-9 • 175 • FR. • HS
HONOLULU, HAWAII
IOLANI SCHOOL

TIGERS

Walked on at Clemson in summer 2023.

Before Clemson: Played at Iolani High School in Honolulu, Hawaii ... recorded 71 career receptions for 716 yards and six touchdowns ... also totaled 15 punt returns for 340 yards, including a 52-yard return for a touchdown and a long of 56 yards ... first-team all-conference honoree as a senior ... helped team to an 11-0 record and a Division I state title as a junior, earning a second-team all-conference selection ... scored a 22-yard rushing touchdown in the state championship game ... all-state honorable mention ... was slated to start as a sophomore but the season was canceled amid the COVID-19 pandemic ... also lettered as a sprinter in track, competing in the 100-meter and 200-meter dashes and the 4x100 meter relay ... recorded a 4.12 GPA, earning honor roll selections every year ... History Bowl state champion who competed in the National History Bowl in Washington D.C. in his junior and senior years.

Personal: Born Dec. 6, 2004 ... majoring in history with aspirations to attend law school ... his mother, Charlene, is a registered nurse, and his father, A.K., coached football for 27 years ... enrolled at Clemson in the summer of 2023.



CHANDLER McMASTER

LB • 6-3 • 225 • *FR. • HS
GREENVILLE, S.C.
CHRIST CHURCH EPISCOPAL SCHOOL

TIGERS

Joined Clemson as a walk-on prior to the 2023 season.

Before Clemson: Lettered at Christ Church Episcopal School, where he was an All-Region selection.

Personal: Animal and veterinary sciences major ... born July 4, 2003.



JAKE NORRIS

OL • 6-3 • 265 • FR. • HS
PIEDMONT, S.C.
WREN HS

TIGERS

Joined the team as a walk-on prior to the 2023 season.

Before Clemson: Lettered at Wren High School.

Personal: Majoring in sociology ... born Jan. 31, 2005.



DAVID OJIEGBE

DL • 6-4 • 240 • FR. • HS
LARGO, MD.
ST. JOHN'S COLLEGE (D.C.) HS

TIGERS

Two-time Washington Post All-Metro honoree who posted 16 sacks as a senior at D.C.'s St. John's College High School.

Before Clemson: Helped St. John's College High to the WCAC title in each of his final two seasons, including an 11-0 season in 2021 and 8-4 year in 2022 ... posted 30 tackles for loss with 16 sacks to earn second-team MaxPreps All-America honors during his senior campaign ... added 53 total tackles and two fumble recoveries ... involved in four sacks in 7-3 WCAC championship victory over DeMatha in the final game of his prep career ... two-time Washington Post All-Metro selection ... all-conference

honoree ... named MaxPreps Defensive Player of the Year for the District of Columbia ... played for Pat Ward at St. John's ... invited to All-America Classic in Orlando ... was a national top-300 player by several major recruiting services ... ranked No. 183 overall by 247Sports, which listed him as the second-best player in Washington, D.C. ... ranked No. 227 and as a four-star player by PrepStar ... rated No. 242 overall and as the third-best player in Washington, D.C. by On3 ... ranked No. 245 overall by ESPN.com, which rated him as the second-best player in the D.C./Maryland area ... ranked by Rivals as the second-best player in Washington, D.C.

Personal: Committed to Clemson on April 27, 2022 ... became Clemson's second signee from St. John's College High School since 2020, joining 2020 signee Tré Williams ... played in the same conference as 2022 Heisman Trophy winner Caleb Williams ... born Oct. 31, 2003 ... enrolled at Clemson in summer 2023 ... pre-business major ... pronounced "oh-JEB-way."



ZACK OWENS

OL • 6-7 • 375 • FR. • HS
COVINGTON, GA.
EAGLE'S LANDING CHRISTIAN ACADEMY

TIGERS

Big Peach State product ranked among the nation's top 200 recruits by most

outlets.

Before Clemson: Ranked among the top 200 players in the nation by four services ... rated the No. 120 player in the nation by PrepStar, which also listed him as the 11th-best player in Georgia and 18th-best offensive tackle ... rated No. 162 overall by 247Sports, which also ranked him as the 10th-best player in Georgia and the 16th-best offensive tackle ... ranked No. 140 overall by ESPN.com, which ranked him as the 11th-best player in Georgia and 17th-best offensive tackle in the nation ... rated No. 197 overall player by Rivals, which listed him as the 13th-best player in Georgia and 20th-best offensive tackle ... invited to All-American Bowl in San Antonio, Texas ... played senior season under coach Tanner Rogers after three years under the guidance of Jonathan Gess ... helped team to 7-5 record in 2022.

Personal: Committed to Clemson on Oct. 18, 2022 ... born Nov. 1, 2004 ... enrolled at Clemson in January 2023 ... health science major ... completed a microinternship at Google in spring 2023 ... full first name Zechariah is pronounced "ZECK-arr-eye-uh."



T.J. PARKER

DL • 6-4 • 255 • FR. • HS
PHENIX CITY, ALA.
CENTRAL HS

TIGERS

Disruptive pass rusher ranked on Signing Day as 247Sports' No. 44 overall prospect in the country.

Before Clemson: Ranked as a national top-50 overall player in the 2023 recruiting class ... helped Central to a 10-3 mark in 2022 and 13-1 record in 2021 ... posted 63 tackles as a senior, including 16.5 tackles for loss with 12 sacks ... had an 86-yard reception for a touchdown ... had 13 tackles, including 3.5 tackles for loss, against Opelika ... had at least one tackle for loss in all but one game ... had 13 tackles with two sacks in his final game against Auburn High ... had 75 tackles, 23 tackles for loss and 9.5 sacks as a junior ... had at least one tackle for loss in 11 of the 14 games ... returned two fumbles for scores ... helped team rank third in Alabama by MaxPreps ... posted five sacks in season opener against Hewitt-Trussville ... selected to the Alabama vs. Mississippi All-Star game and All-American Bowl in San Antonio, Texas ... ranked by 247Sports as the nation's No. 44 overall player ... ranked No. 110 overall and as a four-star prospect by PrepStar ... rated No. 133 overall in the nation by ESPN.com ... ranked No. 148 in the nation by On3 ... Rivals rated him as the nation's No. 175 overall player.

Personal: Committed to Clemson on Nov. 21, 2022 ... originally committed to Penn State ... born Sept. 19, 2004 ... joined Justyn Ross (2018), Ray Thornton III (2019) and E.J. Williams (2020) one of four Clemson signees from Central High School in Phenix City in a six-class span from 2018-23 ... reunited with high school teammate Caleb Nix, a safety who walked on at Clemson in 2022 ... enrolled at Clemson in January 2023 ... sports communication major ... full first name Tomarrion is pronounced "tuh-MARR-ee-ahn."

ROOKIE BIOS



OLSEN PATT-HENRY

TE • 6-4 • 210 • FR. • HS
NAPLES, FLA.
FIRST BAPTIST ACADEMY

TIGERS

81

Amassed more than 3,000 career receiving yards and led his team to a 1A state title in his final game.

Before Clemson: Posted exactly 61 receptions for more than 1,000 yards in each of his last two years ... caught 61 passes for 1,159 yards as a senior and 61 passes for 1,053 yards as a junior ... scored 13 touchdowns as a senior and 17 as a junior ... in four years on the varsity squad, totaled 160 career receptions for 3,068 yards with 40 touchdowns ... averaged 19.2 yards per catch for his 38-game career ... helped team to 10-2 record as a senior ... recorded five 100-yard games in each of his last two years ... had seven catches for 196 yards and three touchdowns against Frostproof ... notched 155 yards and a touchdown among his eight receptions vs. Cardinal Mooney ... helped First Baptist to the FHSAA 1A state title ... recorded career-high 209 yards and four touchdowns against Community School of Naples in 2021 ... posted nine catches for 172 yards against American Collegiate Academy as a junior ... wore No. 11 at First Baptist Academy where he played for Billy Sparacio... invited to All-American Bowl in San Antonio, Texas ... ranked by ESPN.com as the 11th-best TE/H-Back in the nation ... ranked by 247Sports as the No. 14 TE/H-Back in the nation ... ranked by PrepStar as the nation's 20th-best tight end.

Personal: Committed to Clemson on June 7, 2022 ... born May 24, 2005 ... enrolled at Clemson in summer 2023 ... communication major.



AUSTIN RANDALL

CB • 6-1 • 190 • ^*SR. • TR
MYRTLE BEACH, S.C.
MYRTLE BEACH HS

TIGERS

35

Coastal Carolina transfer who walked on at Clemson in 2023.

Before Clemson: Appeared in 14 games at Coastal Carolina from 2020-22, recording 10 tackles (nine solo) ... walked on at Coastal Carolina in January 2020 and did not appear in game action that season ... made collegiate debut against Louisiana-Monroe in his lone game appearance in 2021 ... appeared in all 13 games in 2022, accounting for 10 tackles (nine solo), including multiple tackles against Buffalo and James Madison ... was a first-team all-region pick on defense as a senior at Myrtle Beach High School, leading the Seahawks to a 12-1 record and a state championship that season while collecting 39 tackles, 10 pass breakups and four interceptions ... also played basketball at Myrtle Beach High School.

Personal: Older brother of Clemson wide receiver Adam Randall ... pursuing graduate degree in athletic leadership ... earned bachelor's degree in communications from Coastal Carolina in May 2023 ... born April 1, 2001.

AU. RANDALL CAREER STATS

Year	G-S	Snap	Hit	Asst	Tot	TFL	Sacks	Int	QB	PBU	CF-RF
2021*	1-0	NA	0	0	0	0-0	0-0	0-0	NA	0	NA-NA
2022*	13-0	NA	9	1	10	0-0	0-0	0-0	NA	0	NA-NA
Totals	14-0	NA	9	1	10	0-0	0-0	0-0	NA	0	NA-NA

* - Coastal Carolina



IAN REED

OL • 6-6 • 315 • FR. • HS
AUSTIN, TEXAS
VANDERGRIFT HS

TIGERS

54

Son of a former US national rugby player and led his team to its first state title game berth in Texas' largest classification.

Before Clemson: Wore No. 72 for coach Drew Sanders as a top offensive lineman at Vandergrift High School in Austin, Texas ... collected second-team MaxPreps All-America honors as he helped Vandergrift to a 14-2 record and Texas 6A state championship berth in 2022 ... helped the 13-year-old program to its first state championship appearance ... scored a touchdown on a

10-yard run on a designed lateral play as a senior, running over three opponents to score against Cedar Park ... ranked as the nation's No. 160 overall player by Rivals ... ranked No. 224 overall by 247Sports ... Rivals also listed him as the No. 26 player in Texas and nation's No. 14 offensive tackle ... 247Sports listed him as the No. 40 player in Texas and 22nd-best offensive tackle in the nation ... PrepStar four-star prospect.

Personal: Committed to Clemson on June 7, 2022 ... born Dec. 29, 2004 ... comes to Clemson from same area as Austin natives and current Tigers quarterback Cade Klubnik and safety Andrew Mukuba ... son of two rugby players, including his father, Eric, a former US Men's National Team member, and his mother, Jeanna, who played four years on a travel rugby squad ... credits playing rugby for nine years for developing his agility ... Eric's international career included earning his first cap against Australia in the 1999 Rugby World Cup in Wales ... enrolled at Clemson in January 2023 ... pre-business major.



HARRIS SEWELL

OL • 6-3 • 315 • FR. • HS
ODESSA, TEXAS
PERMIAN HS

TIGERS

55

National top-100 recruit who was a four-year starter at Odessa Permian of

"Friday Night Lights" fame.

Before Clemson: Helped Permian to a 9-2 record in 2022, bringing Permian's four-year record to 32-14 in his career ... four-time All-District selection, earning second-team honors as a freshman and first-team accolades in each of his final three years ... four-year starter on the offensive line ... became first freshman to start along the offensive line for Permian in at least 11 years ... honorable mention all-state selection in Texas as a junior with all-state honors still to be announced for 2022 ... second-team Academic All-State as a junior ... All-Permian Basin first-team honoree as a senior ... played right tackle, right guard and center during his senior year ... rated as the No. 1 center in Texas entering the 2022 season according to Dave Campbell's Texas Football ... joined Ian Reed as one of two as offensive linemen from Texas in Clemson's 2023 class ... also played baseball his freshman year and was a weight athlete on the track team his final three years ... played for coach Jeff Ellison ... invited to the All-America Classic in Orlando ... rated among the top five at his position nationally in his recruiting class ... ranked No. 85 overall by ESPN.com, which rated him as the fourth-best offensive guard in the nation ... ranked 87th overall in the nation as a four-star prospect per PrepStar ... rated No. 108 overall by Rivals and No. 177 overall by 247Sports ... ranked No. 188 in the nation overall by On3.

Personal: Committed to Clemson on June 29, 2022 ... born Feb. 16, 2005 ... enrolled at Clemson in January 2023 ... pre-business major ... name pronounced "SOO-ull."



BRYCE SMITH

OL • 6-3 • 280 • FR. • HS
SIX MILE, S.C.
D.W. DANIEL HS


TIGERS

62

Joined Clemson as a walk-on prior to the 2023 season.

Before Clemson: Two-time state champion at D.W. Daniel High School ... two-time all-state selection who earned Upper State Lineman of the Year honors as a senior ... Shrine Bowl selection.

Personal: Elected to walk on at Clemson over scholarship offers to Air Force, Army and Navy ... born Dec. 22, 2004 ... construction science and management major.



WALT SMITH

S • 5-8 • 175 • *FR. • HS
ANDERSON, S.C.
T.L. HANNA HS

TIGERS


48

Joined Clemson as a walk-on prior to the 2023 season.

Before Clemson: Played football and baseball at T.L. Hanna

HS in Anderson, S.C. ... earned all-region selections in both sports as a senior, collecting honors at strong safety for the 2021 football season and as an infielder for the 2022 baseball season.

Personal: Financial management major ... born Oct. 30, 2003.



PEYTON STREKO

RB • 5-10 • 180 • FR. • HS
CUMMING, GA.
WEST FORSYTH HS

TIGERS

23

Opted to walk on at Clemson over scholarship offers from several FBS

programs.

Before Clemson: Credited with 311 rushing attempts for 2,139 yards (6.9 avg.) and 27 touchdowns in three varsity seasons from 2020-22 ... also caught 25 passes for 378 yards (15.1 avg.) with four receiving touchdowns to give him more than 2,500 career yards from scrimmage ... also recorded 244 kickoff return yards ... recorded 32 total touchdowns (27 rushing, four receiving and one via kickoff return) ... two-time Region 6-7A first-team selection ... shared Region 6-7A billing with Clemson Class of 2023 signees Rob Billings and Dee Crayton ... rushed 170 for 1,140 yards with 12 touchdowns as a senior in 2022 ... also collected 210 yards and a touchdown on 13 receptions that year ... had a dominant performance against Cambridge, recording 327 yards and five touchdowns on 32 carries ... also posted 150-yard rushing performances against Cherokee (158) and Forsyth Central (181) ... in 2021, rushed 87 times for 659 yards (7.6 avg.) with 11 touchdowns as a junior ... tallied 267 yards and six touchdowns on 22 carries against Walton that year ... played for coach Dave Svehla.

Personal: Committed to Clemson on Dec. 14, 2022 ... originally committed to Air Force and chose to walk on at Clemson over scholarship offers from Air Force, Army, Navy and others ... last name pronounced STRECK-oh ... enrolled at Clemson in January 2023 ... pre-business major.



BRANDEN STROZIER

CB • 6-2 • 175 • FR. • HS
LOVEJOY, GA.
SAINT FRANCIS HS

TIGERS

29

Two-way star at St. Francis who defended 22 passes as a senior in 2022.

Before Clemson: Two-way player at St. Francis High School in 2022 ... had 57 career receptions for 1,066 yards and four scores offensively and recorded 95 tackles, nine tackles for loss, six interceptions and 34 passes defended defensively ... played in 14 games as a senior, helping team to a 10-4 record in 2022 ... posted 43 receptions for 788 yards (18.3 avg.) and four scores on offense while contributing 41 tackles, three tackles for loss and three interceptions for 98 return yards on defense ... had career-high 22 passes defended in 2022 ... caught six passes for 164 yards and two touchdowns against Mount Pisgah Christian ... notched six receptions for 116 yards and added two tackles for loss on defense against Bleckley County ... had nine tackles vs. Fellowship Christian ... broke up four passes vs. Providence Christian Academy ... recorded a 93-yard interception return for a score against Oglethorpe County ... broke up 10 passes in the first three games of the season alone ... posted 191 receiving yards on nine catches and made 12 tackles in five games in 2021 ... recorded four receptions, 58 receiving yards and five tackles in two games during the COVID-19-impacted season in 2020 ... played 12 games as a freshman in 2019 and had 37 tackles and three interceptions for 68 return yards ... played for coach Frank Barden ... ranked as No. 213 overall player in the nation by Rivals, which also listed him as the 17th-best player in Georgia and 28th-best cornerback ... ranked as 30th-best player in Georgia by 247Sports ... ranked No. 365 overall nationally by PrepStar.

Personal: Committed to Clemson on May 20, 2022 ... born Sept. 9, 2004 ... enrolled at Clemson in summer 2023 ... wildlife and fisheries biology major ... name pronounced "STRO-zhurr."

ROOKIE BIOS



PATRICK SWYGERT

DT • 6-4 • 235 • FR. • HS
BATESBURG-LEESVILLE, S.C.
BATESBURG-LEESVILLE HS

TIGERS

97

Joined Clemson as a walk-on prior to the 2023 season.

Before Clemson: Two-time all-state honoree at tight end while playing both sides of the ball at Batesburg-Leesville (S.C.) High School.

Personal: Elected to walk on at Clemson over offers from The Citadel, Anderson and Newberry ... born Oct. 19, 2004 ... agricultural mechanization & business major.



AVIEON TERRELL

CB • 5-11 • 170 • FR. • HS
ATLANTA, GA.
WESTLAKE HS


TIGERS

20

Made his own name as a standout all-purpose player at Atlanta's Westlake HS and continues the family lineage of his brother, All-Pro and former Clemson cornerback A.J. Terrell.

Before Clemson: Four-year contributor at Westlake who helped his team to a 9-4 record in 2022 ... collected 86 career tackles and six interceptions ... excellent all-around player who also was outstanding in the return game in 2022, posting nine kickoff returns for 289 yards, including a 73-yarder, and 12 punt returns for 189 yards, including a 65-yarder ... averaged 32.1 yards on kickoff returns and 15.8 yards on punt returns ... had five career receiving touchdowns, a punt return touchdown, a kickoff return touchdown, a fumble return touchdown and an interception return touchdown ... had a 146-yard punt return game, a 112-yard kickoff return game and a 148-yard reception yardage game over the course of his career ... posted 33 tackles on defense in 2022 with four interceptions for 59 return yards ... also had 20 catches for 427 yards as an end, he had five scores ... collected all four interceptions over final six games of the 2022 season ... posted seven catches for 148 yards and two scores vs. Parkview in the penultimate game of his prep career ... had 44 tackles with two interceptions as a junior in 2021 ... added two catches for 59 yards in limited offensive duty ... recorded a 70-yard fumble return for a score in 2020 ... wore No. 8 for coach Rico Zackery in high school, same number his brother wore at Clemson as a cornerback from 2017-19 ... ranked as the 99th-best player in the nation according to Rivals, which also listed him as the fifth-best player in Georgia and 13th-best cornerback in the nation ... ranked No. 178 overall in the nation by PrepStar as a four-star prospect.

Personal: Committed to Clemson on June 6, 2022 ... brother of former Clemson cornerback A.J. Terrell, an All-Pro cornerback who was a first-round draft choice of the Atlanta Falcons in 2020 ... born Jan. 11, 2005 ... enrolled at Clemson in summer 2023 ... sociology major ... name pronounced "AY-vee-on turr-ELL."



PAUL TYSON

QB • 6-5 • 230 • ^*SR. • TR
TRUSSVILLE, ALA.
HEWITT-TRUSSVILLE HS

TIGERS

12

Veteran quarterback who joined Clemson via transfer in December 2022 after stints at Alabama (2019-21) and Arizona State (2022) ... appeared in 15 career games, including 14 at Alabama and one at Arizona State, completing 10-of-16 career passes for 150 yards.

Before Clemson: Transferred to Arizona State to play in 2022 and made one appearance, contributing in the season opener against Northern Arizona ... member of the Alabama team for three seasons (2019-21) ... in 2021, he served as the Tide's holder and backup quarterback ... finished 10-of-16 passing for 150 yards ... completed his first career pass for a 10-yard gain in the season opener vs. Miami ... finished 1-for-3 for 39 yards against Marcer ... Completed 2-of-3 passes for 58 total yards against Southern Miss ... Entered late against Mississippi State but did not attempt a pass ... recorded late snaps at quarterback while continuing his duties as holder against Tennessee ... en-

tered early in the second half against New Mexico State to complete 6-of-8 passes for 43 yards ... did not appear in a game in 2020 ... made first career appearance against Western Carolina while redshirting in 2019 ... finished his prep career at Hewitt-Trussville High School in Trussville, Ala. with a 19-5 record as a starter ... threw for more than 6,500 yards and 69 touchdowns with only 13 interceptions in his 24 games as a starter for the Huskies ... completed 68.2 of his passes to rank second all-time in completion percentage in ASHAA history at the 7A level ... 2018 Elite 11 finalist ... selected to the Class 7A All-State first team in 2017 by the Alabama Sports Writers Association (ASWA) ... rated by 247Sports as the No. 9 pro-style quarterback and 17th-rated player from the state of Alabama ... Rivals listed him as the No. 10 pro-style quarterback and No. 11 prospect in the state ... was the No. 295 player on the ESPN 300 ... rated as the No. 14 pocket passer nationally and 13th-ranked prospect in Alabama by ESPN.com ... was a four-star prospect and a Top 350 All-American by PrepStar ... Elite 11 finalist.

Personal: Great grandson of College Football Hall of Fame Coach Paul "Bear" Bryant ... earned SEC Scholar-Athlete Award in 2020 and 2021 ... Eagle Scout ... completed a microinternship at Elliott Realty in Myrtle Beach in spring 2023 ... studied business finance at Alabama and earned his degree in liberal studies from Arizona State in December 2022.

TYSON CAREER STATS

Year	G-S	NA	C-A-I	Passing				Y/A	Y/C	Y/G	Eff
				Yds	TD	LG	Pct				
2019*	1-0	NA	0-0	0-0	0	0	0	---	---	0.0	0.0
2021*	12-0	NA	10-16-0	150	0	39	62.5	9.38	15.0	12.5	141.3
2022^	1-0	NA	0-0	0	0	---	---	---	---	0.0	0.0
Totals	14-1	NA	10-16-0	150	0	39	62.5	9.38	15.0	10.7	141.3

* - Alabama; ^ - Arizona State

Year	Car	Yds	Y/C	Rushing & Total Offense				Tot	TDR	Y/G
				Y/G	TD	LG	PL			
2019*	0	0	---	0.0	0	---	0	0	0	0.0
2021*	0	0	---	0.0	0	---	16	150	0	12.5
2022^	0	0	---	0.0	0	---	0	0	0	0.0
Totals	0	0	---	0.0	0	---	16	150	0	10.7

* - Alabama; ^ - Arizona State



CHRISTOPHER VIZZINA

QB • 6-4 • 215 • FR. • HS
BIRMINGHAM, ALA.
BRIARWOOD CHRISTIAN SCHOOL

TIGERS

17

Passed for 5,000 yards in his prep career in Alabama en route to being ranked among the nation's top prospects.

Before Clemson: National top-50 player cited as a five-star prospect by many recruiting services ... completed 561-of-865 passes for 7,220 yards and 59 touchdown passes in his prep career ... also scored 29 rushing touchdowns, giving him 88 combined touchdowns rushing and passing for his career ... connected on 161-of-251 passes (64.1 percent) as a senior, totaling 1,828 yards and 16 scores ... also rushed for 341 yards and 11 scores ... had 2,169 yards of total offense in just nine games ... ironically had one of his best games of the year against Pelham, Dabo Swinney's alma mater, when he completed 22-of-27 passes for 274 yards and three touchdowns ... had 20 carries for a career-high 140 rushing yards vs. Oak Mountain ... completed 28-of-42 passes for 327 yards and two scores plus a rushing touchdown against Fairhope in his final high school game ... as a junior in 2021, completed 68.4 percent of his passes (134-of-196) for 2,065 yards and 16 touchdowns with just four interceptions ... also rushed for 600 yards and 15 touchdowns to finish with 2,665 yards of total offense in 11 games ... helped team to 10-2 record with a trip to state semifinals ... completed 13-of-17 passes for 278 yards and three touchdowns vs. Woodlawn ... completed 8-of-11 passes for 230 yards and five touchdowns against Huffman ... connected on 17-of-19 passes for 232 yards vs. Shades Valley ... contributed to the team's 12-2 season as a freshman in 2019, completing 93-of-159 passes for 1,176 yards and 11 scores ... competed in the Elite 11 Camp in summer of 2022 ... invited to the All-American Bowl in San Antonio, Texas ... played in Alabama vs. Mississippi All-Star game and led Alabama team to victory with a late touchdown pass, going 8-for-13 for 80 yards in the game ... rated by PrepStar as the No. 31 overall player in the nation ... ranked 35th in Sports Illustrated's S199 for 2023 ... ranked No. 38 by ESPN.com, which ranked him as the nation's seventh-best quarterback ... ranked No. 54 overall by 247Sports ... On3 ranked him No. 60 overall in the nation.

Personal: Committed to Clemson on April 12, 2022 ... born April 27, 2005 ... enrolled at Clemson in January 2023 ... pre-business major ... name pronounced "VIZZ-ee-nuh."



KYLEN WEBB

S • 6-1 • 185 • FR. • HS
TAMPA, FLA.
SUMNER HS

TIGERS

30

One of the nation's top athletes, per several recruiting sites, slated to contribute at safety at Clemson.

Before Clemson: Ranked by 247Sports as a four-star prospect and as the No. 23 athlete in the nation ... ranked as the 16th-best player in Florida by 247Sports ... ranked as No. 16 athlete in this class by Rivals ... missed his senior season in 2022 with an injury ... as a junior in 2021, had 426 rushing yards on 69 carries, a 6.2-yard average, with seven touchdowns in 2021 ... also added a punt return for a score, giving him eight total touchdowns as a junior ... collected 19 tackles on defense with two interceptions in 2021 ... recorded three kickoff returns for 51 yards and seven punt returns for 86 yards ... helped team to 9-3 record and a No. 27 ranking in MaxPreps in 2021 ... wore No. 3 at Sumner for coach Alonzo Ashwood ... ran track and finished fourth in the triple jump at the AAU National Indoor meet in 2022.

Personal: Committed to Clemson on June 8, 2022 ... born Oct. 6, 2004 ... enrolled at Clemson in January 2023 ... sports communication major ... name pronounced "KYE-linn."



PETER WOODS

DL • 6-2 • 300 • FR. • HS
ALABASTER, ALA.
THOMPSON HS

TIGERS

11

ESPN's No. 9 overall prospect who signed following a dominant performance in the Alabama vs. Mississippi All-Star Game.

Before Clemson: Led Thompson to four straight 7A State Championships (2019-22), first team in Alabama to win four straight state titles since Hoover in the early 2000s ... team compiled a 50-5 record in his four years ... 2022 MaxPreps first-team All-American and Alabama Player of the Year ... 2022 Alabama Class 7A Lineman of the Year and Super All-State honoree ... finished his high school career with 260 tackles, 72 tackles for loss and 29.5 sacks ... recorded 90 tackles, 23 tackles for loss and eight sacks as a senior despite being double-teamed the entire season ... notched eight tackles (including three for loss) in state championship win over Auburn ... had eight tackles and two sacks in state semifinal against Hoover ... posted four tackles for loss each against Hewitt-Trussville and Vestavia Hills ... as a junior in 2021, credited with 92 tackles, 26 tackles for loss and 11 sacks ... had career high five tackles for loss vs. Hoover in 2021 ... notched 12 tackles, a fumble recovery and a 45-yard interception return for the lone touchdown of his career against Vestavia Hills ... had 11 sacks for the year in 11 different games ... had 30 tackles, eight tackles for loss and 3.5 sacks in 2020 despite being limited by injury to only four games ... posted at least one tackle for loss in every game that year ... totaled 54 tackles, 15 tackles for loss and seven sacks as a freshman, including four tackles for loss against Florence ... invited to All-America Classic in Orlando ... earned Most Valuable Player honors in the Alabama vs. Mississippi All-Star Game, leading Alabama team with eight tackles, including seven tackles for loss with two sacks ... ranked by ESPN.com as one of the nation's top 10 players regardless of position by ESPN, the highest ranking of any member of Clemson's 2023 recruiting class (No. 9 overall) ... ranked 14th in Sports Illustrated's S199 for 2023 ... ranked No. 59 overall player by 247Sports ... ranked No. 48 overall player by On3 ... ranked No. 54 overall by Rivals, which listed him as a five-star prospect ... ranked among the top 35 in composite rankings compiled by both 247Sports and On3.

Personal: Committed to Clemson on July 8, 2022 ... born March 5, 2005 ... enrolled at Clemson in January 2023 ... sports communication major.

2022 OVERALL STATS

11-3 OVERALL, 8-0 ACC, 6-1 HOME, 4-1 AWAY, 1-1 NEUTRAL, 5-1 DAY, 6-2 NIGHT, 1-0 OVERTIME

TEAM STATS

	CU	Opp.
Scoring	465	292
Points per game	33.2	20.9
Points Off Turnovers	81	38
First Downs	321	257
Rushing	143	89
Passing	145	143
Penalty	33	25
Rushing Yardage	2491	1438
Yards gained rushing	2773	1867
Yards lost rushing	282	429
Rushing attempts	546	442
Average per rush	4.6	3.3
Average per game	177.9	102.7
TDs Rushing	31	12
Passing Yardage	3253	3244
Comp-Att-Int	298-480-10	299-488-13
Average per pass	6.8	6.6
Average per catch	10.9	10.8
Average per game	232.4	231.7
TDs Passing	24	21
Total Offense	5744	4682
Total plays	1026	930
Average per play	5.6	5.0
Average per game	410.3	334.4
Kick returns: #-Yards	18-411	15-296
Punt returns: #-Yards	27-191	24-246
Int returns: #-Yards	13-153	10-97
Kick return average	22.8	19.7
Punt return average	7.1	10.3
Int return average	11.8	9.7
Fumbles-Lost	24-12	15-8
Penalties-Yards	76-675	86-839
Average per game	48.2	59.9
Punts-Yards	65-2715	75-3227
Average per punt	41.8	43.0
Net punt average	37.4	40.2
Kickoffs-Yards	86-5556	64-3751
Average per kick	64.6	58.6
Net kick average	40.7	36.8
Time of possession / game	31:13	28:47
3rd-down conversion	101/212	69/196
3rd-down pct	48%	35%
4th-down conversion	6/12	9/24
4th-down pct	50%	38%
Sacks by-Yards	44-273	28-176
Misc Yards	13	0
Touchdowns scored	57	36
Field goals - attempts	20-26	14-20
On-Side kicks	0-0	0-1
Red-zone scores	(58-62) 94%	(38-46) 83%
Red-zone touchdowns	(45-62) 73%	(26-46) 57%
PAT-attempts	(51-51) 100%	(34-35) 97%
2-point conversion-attempts	(4-6) 67%	(0-0) 0%
Attendance	564860	271473
Games / Avg per game	7/80694	5/54295
Neutral site games	-	2/64014

SCORING BY QUARTERS

	1st	2nd	3rd	4th	OT	Total
CLEMSON	110	113	104	125	13	465
Opponents	48	91	61	85	7	292



OFFENSIVE STATS

#	RUSHING	G	Car	Gain	Loss	Net	Y/C	TD	LG	Y/G
1	Will Shipley	14	210	1202	20	1182	5.6	15	53	84.4
5	DJ Uiagalelei	13	142	712	167	545	3.8	7	40	41.9
26	Phil Mafah	14	98	521	6	515	5.3	4	39	36.8
2	Cade Klubnik	10	42	191	52	139	3.3	2	16	13.9
7	Kobe Pace	8	30	84	7	77	2.6	3	11	9.6
20	Domonique Thomas	4	7	31	0	31	4.4	0	8	7.8
19	Keith Adams Jr.	2	3	21	0	21	7.0	0	11	10.5
0	Antonio Williams	14	5	9	1	8	1.6	0	4	0.6
81	Drew Swinney	14	1	2	0	2	2.0	0	2	0.1
TEAM	14	8	0	29	-29	-3.6	0	0	0	-2.1
CLEMSON	14	546	2773	282	2491	4.6	31	53	177.9	
Opponents	14	442	1867	429	1438	3.3	12	44	102.7	

#	PASSING	G	Eff	Cm-Att-I	Cm%	Yds	TD	LG	Y/G
5	DJ Uiagalelei	13	135.0	229-370-7	61.9	2521	22	59	193.9
2	Cade Klubnik	10	120.1	61-100-3	61.0	697	2	68	69.7
26	Phil Mafah	14	259.6	1-1-0	100.0	19	0	19	1.4
12	Hunter Johnson	2	114.0	6-6-0	100.0	10	0	6	5.0
0	Antonio Williams	14	150.4	1-1-0	100.0	6	0	6	0.4
84	Davis Allen	14	0.0	0-1-0	0.0	0	0	0	0.0
TEAM	14	0.0	0-1-0	0.0	0	0	0	0	0.0
CLEMSON	14	131.3	298-480-10	62.1	3253	24	68	232.4	
Opponents	14	126.0	299-488-13	61.3	3244	21	72	231.7	

#	RECEIVING	G	Rec	Yards	Y/Rec	TD	LG	Y/G
0	Antonio Williams	14	56	604	10.8	4	59	43.1
10	Joseph Ngata	14	41	526	12.8	2	46	37.6
84	Davis Allen	14	39	443	11.4	5	41	31.6
1	Will Shipley	14	38	242	6.4	0	26	17.3
9	Jake Briningstool	14	25	285	11.4	4	49	20.4
80	Beaux Collins	10	22	373	17.0	5	59	37.3
13	Brannon Spector	14	15	195	13.0	2	43	13.9
8	Adam Randall	12	10	128	12.8	0	18	10.7
26	Phil Mafah	14	9	48	5.3	0	17	3.4
22	Cole Turner	3	8	161	20.1	0	68	53.7
81	Drew Swinney	14	8	63	7.9	0	17	4.5
6	E.J. Williams	13	7	70	10.0	0	14	5.4
7	Kobe Pace	8	6	35	5.8	0	10	4.4
16	Will Taylor	10	5	16	3.2	1	20	1.6
11	Sage Ennis	14	2	17	8.5	0	13	1.2
24	Hamp Greene	2	2	7	3.5	0	6	3.5
2	Cade Klubnik	10	1	19	19.0	0	19	1.9
3	Dacari Collins	3	1	8	8.0	0	8	2.7
5	DJ Uiagalelei	13	1	6	6.0	0	6	0.5
86	Tye Herbstreit	4	1	4	4.0	0	4	1.0
40	Luke Price	14	1	3	3.0	1	3	0.2
CLEMSON	14	298	3253	10.9	24	68	232.4	
Opponents	14	299	3244	10.8	21	72	231.7	

#	TOTAL OFFENSE	G	PL	Rush	Pass	Total	Y/G
5	DJ Uiagalelei	13	512	545	2521	3066	235.8
1	Will Shipley	14	210	1182	0	1182	84.4
2	Cade Klubnik	10	142	139	697	836	83.6
26	Phil Mafah	14	99	515	19	534	38.1
7	Kobe Pace	8	30	77	0	77	9.6
20	Domonique Thomas	4	7	31	0	31	7.8
19	Keith Adams Jr.	2	3	21	0	21	10.5
0	Antonio Williams	14	6	8	6	14	1.0
12	Hunter Johnson	2	6	0	10	10	5.0
81	Drew Swinney	14	1	2	0	2	0.1
TEAM	14	0	-29	0	-29	-2.1	
CLEMSON	14	1026	2491	3253	5744	410.3	
Opponents	14	930	1438	3244	4682	334.4	

#	ALL-PURPOSE	G	Rush	Rec	PR	KOR	IR	FGR	Total	Y/G
1	Will Shipley	14	1182	242	0	324	0	0	1748	124.9
0	Antonio Williams	14	8	604	129	26	0	0	767	54.8
26	Phil Mafah	14	515	48	0	45	0	0	608	43.4
5	DJ Uiagalelei	13	545	6	0	0	0	0	551	42.4
10	Joseph Ngata	14	0	526	0	0	0	0	526	37.6
84	Davis Allen	14	0	443	0	0	0	0	443	31.6
80	Beaux Collins	10	0	373	0	0	0	0	373	37.3
9	Jake Briningstool	14	0	285	0	0	0	0	285	20.4
13	Brannon Spector	14	0	195	13	0	0	0	208	14.9
22	Cole Turner	3	0	161	0	0	0	0	161	53.7
2	Cade Klubnik	10	139	19	0	0	0	0	158	15.8
8	Adam Randall	12	0	128	0	0	0	0	128	10.7
7	Kobe Pace	8	77	35	0	0	0	0	112	14.0
20	Nate Wiggins	13	0	0	0	0	98	0	98	7.5
81	Drew Swinney	14	2	63	0	16	0	0	81	5.8
6	E.J. Williams	13	0	70	0	0	0	0	70	5.4
16	Will Taylor	10	0	16	26	0	0	0	42	4.2
54	Jeremiah Trotter Jr.	14	0	0	0	0	35	0	35	2.5
20	Domonique Thomas	4	31	0	0	0	0	0	31	7.8
19	Keith Adams Jr.	2	21	0	0	0	0	0	21	10.5
11	Sage Ennis	14	0	17	0	0	0	0	17	1.2
0	Barrett Carter	13	0	0	0	0	1	13	14	1.1
27	Carson Donnelly	14	0	0	13	0	0	0	13	0.9
21	Malcolm Greene	7	0	0	0	0	13	0	13	1.9
3	Dacari Collins	3	0	8	0	0	0	0	8	2.7
42	LaVonta Bentley	13	0	0	7	0	0	0	7	0.5
24	Hamp Greene	2	0	7	0	0	0	0	7	3.5
23	Toriano Pride Jr.	14	0	0	0	0	4	0	4	0.3
86	Tye Herbstreit	4	0	4	0	0	0	0	4	1.0
40	Luke Price	14	0	3	0	0	0	0	3	0.2
17	Wade Woodaz	14	0	0	3	0	0	0	3	0.2
25	Jalyn Phillips	14	0	0	0	0	2	0	2	0.1
TEAM	14	-29	0	0	0	0	0	-29	-2.1	
CLEMSON	14	2491	3253	191	411	153	13	6512	465.1	
Opponents	14	1438	3244	246	296	97	0	5321	380.0	

2022 OVERALL STATS

DEFENSIVE STATS

#	TACKLES	G-S	Snap	Hit	Ast	Total	TFL	Sacks	PBU	QP	^ST
54	Jeremiah Trotter Jr.	14-14	678	74	18	92	13.5-38	6.5-27	6	6	3
25	Jalyn Phillips	14-14	667	55	27	82	1.5-5		4	1	3
0	Barrett Carter	13-13	832	59	18	77	10.5-56	5.5-44	8	11	4
22	Trenton Simpson	12-12	616	51	26	77	4-21	2.5-14	3	9	2
5	K.J. Henry	14-14	659	38	21	59	9-48	3.5-31	6	24	
9	R.J. Mickens	13-6	519	40	15	55	3-8		2	1	
1	Andrew Mukuba	12-11	580	36	14	50	0.5-0		4		
30	Keith Maguire	14-0	256	30	17	47	3.5-7			3	7
98	Myles Murphy	13-11	580	31	14	45	11-42	6.5-33	3	8	1
24	Tyler Venables	10-0	240	24	13	37	1-3		1		7
6	Sheridan Jones	10-10	521	23	8	31	1.5-5		1	1	
33	Ruke Orhorhoro	14-9	495	23	5	28	8-31	4-19	5	9	
13	Tyler Davis	12-11	495	20	7	27	9.5-40	5.5-27	1	15	
23	Toriano Pride Jr.	14-2	333	17	6	23	1-9	1-9	4		2
20	Nate Wiggins	13-11	767	20	2	22	2-4		12		
7	Justin Mascoll	14-2	298	15	7	22	3.5-4		1	2	
42	LaVonta Bentley	13-0	163	16	5	21	3-8	1-5			
17	Wade Woodaz	14-1	180	12	8	20	5.5-24	1.5-14	3		4
14	Kevin Swint	13-0	175	8	12	20				1	3
11	Bryan Bresee	10-7	329	13	3	16	5.5-26	3.5-23	2	8	
12	Sherrod Covil Jr.	13-0	152	10	6	16	1-1				4
55	Payton Page	14-0	213	12	2	14	3.5-5		1	7	
19	DeMonte Capehart	13-0	83	11	2	13	2-6				
2	Fred Davis II	7-4	187	8	5	13	1-2		2		
21	Malcolm Greene	7-2	95	8	1	9	1-4				
8	Tré Williams	12-0	142	4	4	8	1.5-9	1-7		1	
27	Carson Donnelly	14-0	26	3	4	7			1		1
10	Jeadyn Lukus	11-0	87	4	2	6	1-2				1
3	Xavier Thomas	3-0	52	3	1	4	2-20	2-20		2	
99	Greg Williams	4-0	31	2	2	4					
13	Brannon Spector	14-5	-	3	0	3					3
84	Davis Allen	14-14	-	1	2	3					2
58	Holden Casperen	14-0	-	0	3	3					3
32	Etinosia Reuben	8-0	56	2	0	2					
45	Sergio Allen	2-0	5	2	0	2					1
26	T.J. Dudley	4-0	16	0	2	2				1	1
44	Cade Denhoff	6-0	19	1	0	1					1
90	Jabriel Robinson	4-0	8	1	0	1	1-2				
49	Matthew Maloney	5-0	0	1	0	1					1
10	Joseph Ngata	14-14	-	1	0	1					1
78	Blake Miller	14-14	-	1	0	1					
81	Drew Swinney	14-0	-	1	0	1					1
5	DJ Uiagalelei	13-13	-	1	0	1					
34	Armon Mason	6-0	1	0	1	1					
1	Will Shipley	14-14	-	0	1	1					
40	Luke Price	14-0	-	0	1	1					1
35	Elijah Rodgers	5-0	9	0	0	0					
18	Kylon Griffin	2-0	4	0	0	0					
93	Caden Story	1-0	4	0	0	0					
31	Kobe McCloud	2-0	3	0	0	0					
15	Jahiem Lawson	1-0	2	0	0	0					
Totals			685	285	970	111-430	44-273	70	110	57	

Caused Fumbles (11): Carter 2, Simpson 2, M. Greene 1, Henry 1, Bl. Miller 1, Murphy 1, X. Thomas 1, J. Trotter 1, Woodaz 1

Recovered Fumbles (8): F. Davis 1, T. Davis 1, Henry 1, Orhorhoro 1, Page 1, Phillips 1, Swint 1, T. Williams 1

Blocked FGs (3): Page 1, Reuben 1, Wiggins 1

Blocked Punts (2): Donnelly 1, Woodaz 1

Safeties (2): Pride 1, TEAM 1

^ - special teams tackles; Note: Special teams tackles and tackles after turnovers are included in tackle totals; tackle totals are from coaches film grade.

#	INTERCEPTIONS	No.	Yds	Avg	TD	Long
9	R.J. Mickens	3	0	0.0	0	0
54	Jeremiah Trotter Jr.	2	35	17.5	1	35
0	Barrett Carter	2	1	0.5	0	1
20	Nate Wiggins	1	98	98.0	1	98
21	Malcolm Greene	1	13	13.0	0	13
23	Toriano Pride Jr.	1	4	4.0	0	4
25	Jalyn Phillips	1	2	2.0	0	2
1	Andrew Mukuba	1	0	0.0	0	0
10	Jeadyn Lukus	1	0	0.0	0	0
CLEMSON		13	153	11.8	2	98
Opponents		10	97	9.7	1	96

SPECIAL TEAMS & MISCELLANEOUS STATS

#	PUNTING	P	Yards	Y/P	LG	TB	FC	-20	50+	HB
39	Aidan Swanson	62	2620	42.3	67	2	14	16	13	0
5	DJ Uiagalelei	1	48	48.0	48	1	0	0	0	0
89	Jack Smith	1	47	47.0	47	0	1	0	0	0
TEAM		1	0	0.0	0	0	0	0	0	1
CLEMSON		65	2715	41.8	67	3	15	16	13	1
Opponents		75	3227	43.0	68	3	26	27	18	2

#	FIELD GOALS	FGM-FGA	Pct	1-29	30-39	40-49	50+	LG	HB
29	B.T. Potter	20-26	76.9	5-5	7-7	6-10	2-4	52	0
CLEMSON		20-26	76.9	5-5	7-7	6-10	2-4	52	0
Opponents		14-20	70.0	5-5	6-9	3-4	0-2	49	3

#	KICKOFFS	KO	Yds	Avg	TB	OB
29	B.T. Potter	81	5231	64.6	64	0
38	Robert Gunn III	5	325	65.0	5	0
CLEMSON		86	5556	64.6	69	0
Opponents		64	3751	58.6	36	2

#	PUNT RETURNS	PR	Yards	Avg	TD	LG
0	Antonio Williams	15	129	8.6	0	23
16	Will Taylor	10	26	2.6	0	15
27	Carson Donnelly	1	13	13.0	0	13
17	Wade Woodaz	1	3	3.0	0	3
13	Brannon Spector	0	13	-	0	13
42	LaVonta Bentley	0	7	-	0	7
CLEMSON		27	191	7.1	0	23
Opponents		24	246	10.3	1	37

#	KICKOFF RETURNS	KOR	Yards	Avg	TD	LG
1	Will Shipley	13	324	24.9	0	69
81	Drew Swinney	2	16	8.0	0	9
26	Phil Mafah	2	45	22.5	0	19
0	Antonio Williams	1	26	26.0	0	26
CLEMSON		18	411	22.8	0	69
Opponents		15	296	19.7	0	37

#	FUMBLE RETURNS	FR	Yards	Avg	TD	LG
55	Payton Page	1	3	3.0	0	3
2	Fred Davis II	1	-2	-2.0	0	-2
CLEMSON		2	1	5.0	0	3
Opponents		4	130	32.5	1	90

#	SCORING	TD	FGs	Kick	Rush	Rcv	Pass	DXP	Saf	Pts
29	B.T. Potter	-	20-26	49-49	-	-	-	-	-	109
1	Will Shipley	15	-	-	1	-	-	-	-	92
5	DJ Uiagalelei	7	-	-	-	-	1	-	-	42
80	Beaux Collins	5	-	-	-	1	-	-	-	32
84	Davis Allen	5	-	-	-	-	-	-	-	30
26	Phil Mafah	4	-	-	-	-	-	-	-	24
9	Jake Briningstool	4	-	-	-	-	-	-	-	24
0	Antonio Williams	4	-	-	-	-	-	-	-	24
7	Kobe Pace	3	-	-	-	-	-	-	-	18
10	Joseph Ngata	2	-	-	-	1	-	-	-	14
13	Brannon Spector	2	-	-	-	-	-	-	-	12
2	Cade Klubnik	2	-	-	-	-	1	-	-	12
16	Will Taylor	1	-	-	-	-	-	-	-	6
54	Jeremiah Trotter Jr.	1	-	-	-	-	-	-	-	6
0	Nate Wiggins	1	-	-	-	-	-	-	-	6
40	Luke Price	1	-	-	-	-	-	-	-	6
81	Drew Swinney	-	-	-	1	-	-	-	-	2
23	Toriano Pride Jr.	-	-	-	-	-	-	-	-	1
TEAM		-	-	-	-	-	-	-	-	1
41	Jonathan Weitz	-	-	1-1	-	-	-	-	-	1
38	Robert Gunn III	-	-	1-1	-	-	-	-	-	1
CLEMSON		57	20-26	51-51	2	2	2	0	2	465
Opponents		36	14-20	34-35	0	0	0	0	0	292

SCOREBOARD

Date	Site	W-L	Score	Opponent (AP,USA)	Attendance	CU AP,USA	Leading Rusher(s)	Leading Passer(s)	Leading Receiver(s)	Leading Tackler(s)
9-5	^A	W	41-10	* Georgia Tech	47,712	4,4	Shipley (10-42)	Uiagalelei (19-32-210)	A. Williams (4-37)	Carter (9)
9-10	H	W	35-12	Furman	78,302	5,4	Shipley (10-68)	Uiagalelei (21-27-231)	B. Collins (4-57)	Simpson/Maguire (8)
9-17	^H	W	48-20	Louisiana Tech	80,542	5,4	Shipley (12-139)	Uiagalelei (17-29-221)	Ngata (3-54)	Venables (8)
9-24	A	W ^{2OT}	51-45	* Wake Forest (21,16)	32,903	5,5	Shipley (20-104)	Uiagalelei (26-41-371)	Briningstool (6-72)	Simpson/Henry (8)
10-1	^H	W	30-20	* NC State (10,10)	81,500	5,5	Uiagalelei (14-73)	Uiagalelei (21-30-209)	A. Williams (5-45)	Venables (7)
10-8	^A	W	31-3	* Boston College	42,138	5,5	Uiagalelei (12-69)	Uiagalelei (18-32-220)	A. Williams (5-29)	Simpson (6)
10-15	^A	W	34-28	* Florida State	71,098	4,5	Shipley (20-121)	Uiagalelei (15-23-203)	Shipley (6-48)	Phillips (15)
10-22	H	W	27-21	* Syracuse (14,14)	81,500	5,5	Shipley (27-172)	Uiagalelei (13-21-138)	A. Williams (5-30)	Phillips (8)
11-5	^A	L	14-35	Notre Dame	77,622	5,5	Shipley (12-63)	Uiagalelei (27-39-191)	D. Allen (7-60)	Simpson (10)
11-12	H	W	31-16	* Louisville	80,176	12,12	Mafah (10-106)	Uiagalelei (19-27-185)	A. Williams (10-83)	J. Trotter (11)
11-19	H	W	40-10	* Miami (Fla.)	81,340	9,9	Uiagalelei (17-89)	Uiagalelei (23-35-233)	A. Williams (5-39)	J. Trotter (9)
11-26	H	L	30-31	South Carolina	81,500	7,8	Shipley (15-132)	Uiagalelei (8-29-99)	B. Collins (2-65)	Henry (11)
12-3	^*N	W	39-10	North Carolina (24,22)	64,115	10,11	Klubnik (7-30)	Klubnik (20-24-279)	Ngata (5-46)	J. Trotter/Carter/Simpson (9)
12-30	^*N	L	14-31	Tennessee (6,6)	63,912	10,11	Shipley (17-72)	Klubnik (30-54-320)	Ngata (8-84)	Carter (10)

2022 TEAM GAME-BY-GAME STATS

Category	GAT	FUR	LAT	WFU	NCS	BOC	FSU	SYR	UND	LOU	MIA	USC	UNC	TEN	Totals
Points	41	35	48	51	30	31	34	27	14	31	40	30	39	14	465
	10	12	20	45	20	3	28	21	35	16	10	31	10	31	292
Total Offense	378	376	521	559	354	364	370	450	281	439	447	336	385	484	5744
	237	384	317	447	279	245	460	291	348	400	98	415	386	375	4682
Plays	78	59	74	86	68	64	67	85	65	73	84	66	56	101	1026
	66	74	63	68	69	72	76	54	64	67	42	70	79	66	930
Yards Per Play	4.8	6.4	7.0	6.5	5.2	5.7	5.5	5.3	4.3	6.0	5.3	5.1	6.9	4.8	5.6
	3.6	5.2	5.0	6.6	4.0	3.4	6.1	5.4	5.4	6.0	2.3	5.9	4.9	5.7	5.0
Rushing Yards	119	147	280	188	145	144	167	293	90	248	201	237	68	164	2491
	73	125	6	110	34	25	206	124	263	150	30	55	113	124	1438
Carries	40	28	39	45	38	32	44	60	25	45	47	37	21	45	546
	30	34	20	39	21	30	34	28	47	30	24	31	36	38	442
Passing Yards	259	229	241	371	209	220	203	157	191	191	246	99	317	320	3253
	164	259	311	337	245	220	254	167	85	250	68	360	273	251	3244
Completions	23	22	20	26	21	18	15	15	27	20	25	8	28	30	298
	23	31	23	20	28	20	24	18	9	23	9	25	27	19	299
Passing Attempts	38	31	35	41	30	32	23	25	40	28	37	29	35	56	480
	36	40	43	29	48	42	42	26	17	37	18	39	43	28	488
Had Intercepted	0	1	0	0	0	1	0	2	2	0	1	1	0	2	10
	1	1	3	0	1	0	0	1	0	1	1	2	2	0	13
Completion Percentage	60.5	71.0	57.1	63.4	70.0	56.3	65.2	60.0	67.5	71.4	67.6	27.6	80.0	53.6	62.1
	63.9	77.5	53.5	69.0	58.3	47.6	57.1	69.2	52.9	62.6	50.0	64.1	62.8	67.9	61.3
Passing Efficiency	135.2	147.9	133.8	179.7	139.5	138.7	182.4	96.8	105.9	140.5	135.8	60.7	165.5	94.4	131.3
	105.8	135.1	108.0	234.9	103.9	91.6	123.7	128.2	114.4	122.4	89.0	148.3	106.8	178.5	126.0
First Downs	22	22	25	25	20	20	18	27	21	26	27	17	17	34	321
	13	19	14	28	20	13	28	17	24	15	6	14	26	20	257
Total Touchdowns	5	5	6	6	3	4	4	3	2	4	5	4	5	1	57
	1	1	2	6	2	0	4	3	5	2	1	4	1	4	36
Rushing Touchdowns	3	3	4	1	2	1	1	3	1	3	3	2	3	1	31
	0	0	1	0	1	0	2	1	2	1	0	2	1	1	12
Passing Touchdowns	2	2	2	5	1	3	3	0	1	1	2	1	1	0	24
	1	1	1	6	1	0	2	1	1	1	1	2	0	3	21
Field Goals	2-2	0-0	2-2	3-3	3-4	1-2	2-2	2-2	0-0	1-1	1-2	0-0	1-1	2-5	20-26
	1-2	2-2	2-3	1-1	2-2	1-3	0-0	0-0	0-1	1-1	1-1	1-1	1-2	1-1	14-20
Punting	6-264	4-142	5-211	4-131	3-120	7-291	4-183	2-105	6-225	5-205	3-125	9-410	4-181	3-122	65-2715
	8-284	3-90	4-188	5-202	4-167	8-323	2-77	7-307	5-191	6-285	6-305	7-376	3-146	8-317	75-3227
Punting Average	44.0	35.5	42.2	32.8	40.0	41.6	45.8	52.5	37.5	41.0	41.7	45.6	45.2	40.7	41.8
	35.5	30.0	47.0	40.4	41.8	40.4	38.5	43.9	38.2	47.5	50.8	53.7	48.7	39.6	40.5
Net Punting Average	42.7	33.5	34.0	31.5	39.0	36.1	38.2	48.5	30.5	34.0	41.7	39.7	43.8	31.0	38.0
	29.5	28.7	47.0	40.4	38.0	39.6	38.5	37.6	34.2	47.3	44.8	48.4	49.3	39.6	40.2
Time of Possession	30:47	25:15	31:27	37:34	33:20	28:05	31:14	33:54	27:00	31:51	38:15	27:03	24:59	36:23	31:13
	29:13	34:45	28:33	22:26	26:40	31:55	28:46	26:06	33:00	28:08	21:45	32:57	35:01	23:37	28:47
Third-Down Conversions	7-16	5-10	7-15	16-23	6-14	5-14	5-14	9-17	5-15	4-11	4-13	14-19	7-16	5-10	101-212
	2-16	10-18	5-15	5-12	5-14	5-18	7-13	3-11	6-12	3-14	3-11	3-13	9-16	3-13	69-196
Fourth-Down Conversions	1-1	1-1	1-1	0-0	0-0	0-0	1-1	2-3	0-1	0-0	0-0	0-0	0-1	0-3	6-12
	2-3	0-2	0-1	0-1	1-2	1-2	1-4	0-1	0-0	2-4	0-1	2-2	0-1	0-0	9-24
Red-Zone Scoring	7-7	5-5	6-6	6-6	4-4	4-4	3-3	3-4	2-3	3-3	6-6	3-3	4-4	2-4	58-62
	1-1	2-3	4-5	4-4	3-3	1-2	3-4	2-2	3-3	3-3	2-2	4-5	2-5	4-4	38-46
Red-Zone Touchdowns	5-7	5-5	4-6	4-6	3-4	3-4	2-3	2-4	2-3	2-3	5-6	3-3	4-4	1-4	45-62
	1-1	0-3	2-5	3-4	2-3	0-2	3-4	2-2	3-3	2-3	1-2	3-5	1-5	3-4	26-46
Red-Zone Points	41	35	34	34	24	24	17	16	14	17	38	21	28	11	354
	7	6	20	24	17	3	21	14	21	16	10	24	10	24	217
Turnovers	1	2	1	0	0	1	0	4	2	3	3	3	0	2	22
	1	2	4	0	2	1	1	1	0	2	2	2	3	0	21
Points Off Turnovers	0	7	21	0	10	0	7	0	0	0	14	7	15	0	81
	0	0	3	0	0	0	0	7	14	0	7	7	0	0	38
Penalties	3-10	6-45	6-60	10-120	9-95	2-10	8-72	6-50	7-55	4-25	2-19	3-23	6-46	4-45	76-675
	10-86	7-64	6-43	3-45	10-86	3-35	3-17	10-88	5-67	6-65	6-58	5-55	3-25	9-105	86-839
Punt Returns	4-48	1-4	2-0	1-0	2-15	4-6	0-0	3-24	0-0	2-23	4-36	3-37	1-(-2)	0-0	27-191
	1-8	1-8	4-41	2-5	1-3	2-18	2-30	1-8	3-42	3-35	0-0	2-33	1-6	1-9	24-246
Kickoff Returns	0-0	0-0	1-22	4-66	1-22	0-0	1-69	2-53	2-21	0-0	1-24	1-27	1-18	4-89	18-411
	0-0	0-0	2-31	1-21	2-29	2-42	1-14	0-0	0-0	1-18	2-58	2-42	0-0	2-41	15-296
Interception Returns	1-0	1-0	3-13	0-0	1-4	0-0	0-0	1-0	0-0	1-1	1-2	2-35	2-98	0-0	13-153
	0-0	1-0	0-0	0-0	0-0	1-0	0-0	2-0	2-97	0-0	1-0	1-0	0-0	2-0	10-97
Fumble Returns	0-0	1-(-2)	0-0	0-0	0-0	1-3	0-0	0-0	0-0	0-0	0-0	0-0	0-0	0-0	2-1
	0-0	0-0	0-0	0-0	0-0	0-0	0-0	1-90	0-0	1-13	2-27	0-0	0-0	0-0	4-130
Sacks	2-13	2-10	1-1	3-18	3-19	4-43	2-21	5-25	1-1	4-33	5-48	4-12	4-10	4-19	44-273
	3-19	1-2	1-9	2-12	0-0	2-7	3-12	2-22	4-26	2-16	3-21	1-6	0-0	4-24	28-176

Note: Clemson totals on top, opponent totals on bottom; **bold** denotes a Clemson home game.

2022 INDIVIDUAL GAME-BY-GAME STATS

RUSHING	#0 A. WILLIAMS (WR)			#1 SHIPLEY (RB)			#2 KLUBNIK (QB)			#5 UIAGALELEI (QB)			#7 PACE (RB)			#19 ADAMS (RB)			#20 D. THOMAS (RB)			#26 MAFAH (RB)			#81 D. SWINNEY (WR)		
Opponent	Car	Yds	TD	Car	Yds	TD	Car	Yds	TD	Car	Yds	TD	Car	Yds	TD	Car	Yds	TD	Car	Yds	TD	Car	Yds	TD	Car	Yds	TD
Georgia Tech	0	0	0	10	42	2	1	4	0	13	19	1	5	13	0	DNP	-	-	3	13	0	8	28	0	0	0	0
Furman	0	0	0	10	68	2	2	-2	0	5	36	0	6	25	1	DNP	-	-	0	0	0	5	20	0	0	0	0
Louisiana Tech	0	0	0	12	139	2	2	7	0	9	62	0	4	10	1	3	21	0	2	11	0	7	30	1	0	0	0
Wake Forest	1	-1	0	20	104	1	DNP	-	-	14	52	0	3	7	0	DNP	-	-	DNP	-	-	7	26	0	0	0	0
NC State	0	0	0	14	60	0	DNP	-	-	14	73	2	2	4	0	DNP	-	-	DNP	-	-	5	22	0	0	0	0
Boston College	2	5	0	10	33	1	1	1	0	12	69	0	DNP	-	-	DNP	-	-	DNP	-	-	7	36	0	0	0	0
Florida State	1	0	0	20	121	0	DNP	-	-	14	26	1	DNP	-	-	DNP	-	-	DNP	-	-	6	27	0	0	0	0
Syracuse	0	0	0	27	172	2	6	15	0	8	13	0	DNP	-	-	DNP	-	-	DNP	-	-	18	94	1	0	0	0
Notre Dame	0	0	0	12	63	1	0	0	0	9	23	0	DNP	-	-	DNP	-	-	DNP	-	-	3	11	0	0	0	0
Louisville	0	0	0	19	97	1	1	13	0	15	32	1	DNP	-	-	DNP	-	-	DNP	-	-	10	106	1	0	0	0
Miami (Fla.)	0	0	0	17	61	1	2	20	0	17	89	1	5	7	1	DNP	-	-	DNP	-	-	6	24	0	0	0	0
South Carolina	1	4	0	15	132	1	DNP	-	-	12	51	1	2	8	0	DNP	-	-	DNP	-	-	7	42	0	0	0	0
North Carolina	0	0	0	7	18	1	7	30	1	0	0	0	3	3	0	0	0	0	2	7	0	2	10	1	0	0	0
Tennessee	0	0	0	17	72	0	20	51	1	NWT	-	-	NWT	-	-	DNP	-	-	DNP	-	-	7	39	0	1	2	0
TOTALS	5	8	0	210	1182	15	42	139	2	142	545	7	30	77	3	3	21	0	7	31	0	98	515	4	1	2	0

PASSING	#2 KLUBNIK (QB)						#5 UIAGALELEI (QB)						#12 JOHNSON (QB)						#26 MAFAH (RB)						MISC. PASSING						
Opponent	Cmp	Att	Yds	Int	TD	Eff	Cmp	Att	Yds	Int	TD	Eff	Cmp	Att	Yds	Int	TD	Eff	Cmp	Att	Yds	Int	TD	Eff	Cmp	Att	Yds	Int	TD	Eff	
Georgia Tech	4	6	49	0	1	190.3	19	32	210	0	1	124.8	DNP	-	-	-	-	-	0	0	0	0	0	-	-	-	-	-	-	-	
Furman	1	4	-2	0	0	20.8	21	27	231	1	2	166.7	DNP	-	-	-	-	-	0	0	0	0	0	-	-	-	-	-	-	-	
Louisiana Tech	2	5	19	0	0	71.9	17	29	221	0	2	145.4	1	1	1	0	0	108.4	0	0	0	0	0	-	-	-	-	-	-	-	
Wake Forest	DNP	-	-	-	-	-	26	41	371	0	5	179.7	DNP	-	-	-	-	-	0	0	0	0	0	-	-	-	-	-	-	-	
NC State	DNP	-	-	-	-	-	21	30	209	0	1	139.5	DNP	-	-	-	-	-	0	0	0	0	0	-	-	-	-	-	-	-	
Boston College	0	0	0	0	0	-	18	32	220	1	3	138.7	DNP	-	-	-	-	-	0	0	0	0	0	-	-	-	-	-	-	-	
Florida State	DNP	-	-	-	-	-	15	23	203	0	3	182.4	DNP	-	-	-	-	-	0	0	0	0	0	-	-	-	-	-	-	-	
Syracuse	2	4	19	0	0	89.9	13	21	138	2	0	98.1	DNP	-	-	-	-	-	0	0	0	0	0	-	-	-	-	-	-	-	
Notre Dame	0	1	0	1	0	-200.0	27	39	191	1	1	113.7	DNP	-	-	-	-	-	0	0	0	0	0	-	-	-	-	-	-	-	
Louisville	0	0	0	0	0	-	19	27	185	0	1	140.1	DNP	-	-	-	-	-	0	0	0	0	0	-	1	1 ⁽⁶⁾	6	0	0	150.4	
Miami (Fla.)	2	2	13	0	0	154.6	23	35	233	1	2	134.8	DNP	-	-	-	-	-	0	0	0	0	0	-	-	-	-	-	-	-	
South Carolina	DNP	-	-	-	-	-	8	29	99	1	1	60.7	DNP	-	-	-	-	-	0	0	0	0	0	-	-	-	-	-	-	-	
North Carolina	20	24	279	0	1	194.7	2	5	10	0	0	56.8	5	5	9	0	0	115.1	1	1	19	0	0	259.6	-	-	-	-	-	-	-
Tennessee	30	54	320	2	0	97.9	NWT	-	-	-	-	-	DNP	-	-	-	-	-	0	0	0	0	0	-	0	1 ⁽⁸⁴⁾	0	0	0	0.0	
TOTALS	61	100	697	3	2	120.1	229	370	2521	7	22	135.0	6	6	10	0	0	114.0	1	1	19	0	0	259.6	#(0 A. Williams, #84 D. Allen)						

RECEIVING	#0 A. WILLIAMS (WR)			#1 SHIPLEY (RB)			#2 KLUBNIK (QB)			#3 D. COLLINS (WR)			#5 UIAGALELEI (QB)			#6 E. WILLIAMS (WR)			#7 PACE (RB)			#8 RANDALL (WR)			#9 BRININGSTOOL (TE)		
Opponent	Rec	Yds	TD	Rec	Yds	TD	Rec	Yds	TD	Rec	Yds	TD	Rec	Yds	TD	Rec	Yds	TD	Rec	Yds	TD	Rec	Yds	TD	Rec	Yds	TD
Georgia Tech	4	37	0	1	14	0	0	0	0	0	0	0	0	0	0	1	8	0	4	22	0	DNP	-	-	1	12	0
Furman	3	39	0	0	0	0	0	0	0	1	8	0	0	0	0	3	38	0	1	3	0	DNP	-	-	1	2	1
Louisiana Tech	2	57	1	2	14	0	0	0	0	0	0	0	0	0	0	0	0	0	0	0	0	1	11	0	2	16	0
Wake Forest	3	51	0	3	15	0	DNP	-	-	NWT	-	-	0	0	0	1	12	0	0	0	0	0	0	0	6	72	1
NC State	5	45	0	3	37	0	DNP	-	-	NWT	-	-	0	0	0	1	3	0	0	0	0	1	16	0	4	54	1
Boston College	5	29	0	1	8	0	0	0	0	NWT	-	-	0	0	0	0	0	0	DNP	-	-	1	7	0	0	0	0
Florida State	2	76	1	6	48	0	DNP	-	-	NWT	-	-	0	0	0	0	0	0	DNP	-	-	0	0	0	1	7	1
Syracuse	5	30	0	3	17	0	0	0	0	NWT	-	-	0	0	0	0	0	0	DNP	-	-	0	0	0	0	0	0
Notre Dame	4	26	0	5	17	0	0	0	0	NWT	-	-	0	0	0	0	0	0	DNP	-	-	2	27	0	0	0	0
Louisville	10	83	1	1	-2	0	0	0	0	NWT	-	-	1	6	0	1	9	0	DNP	-	-	0	0	0	2	32	0
Miami (Fla.)	5	39	0	3	14	0	0	0	0	NWT	-	-	0	0	0	0	0	0	1	10	0	1	18	0	3	57	0
South Carolina	2	11	1	2	13	0	DNP	-	-	NWT	-	-	0	0	0	0	0	0	0	0	0	0	0	0	1	3	0
North Carolina	3	40	0	4	26	0	1	19	0	NWT	-	-	0	0	0	0	0	0	0	0	0	1	5	0	1	1	0
Tennessee	3	41	0	4	21	0	0	0	0	NWT	-	-	NWT	-	-	NWT	-	-	NWT	-	-	3	44	0	3	29	0
TOTALS	56	604	4	38	242	0	1	19	0	1	8	0	1	6	0	7	70	0	6	35	0	10	128	0	25	285	4

RECEIVING	#10 NGATA (WR)			#11 ENNIS (TE)			#13 SPECTOR (WR)			#16 TAYLOR (WR)			#22 TURNER (WR)			#24 H. GREENE (WR)			#26 MAFAH (RB)			#40 PRICE (TE)			#80 B. COLLINS (WR)		
Opponent	Rec	Yds	TD	Rec	Yds	TD	Rec	Yds	TD	Rec	Yds	TD	Rec	Yds	TD	Rec	Yds	TD	Rec	Yds	TD	Rec	Yds	TD	Rec	Yds	TD
Georgia Tech	1	7	0	0	0	0	2	11	0	2	23	1	DNP	-	-	DNP	-	-	0	0	0	0	0	0	3	54	1
Furman	3	44	0	0	0	0	4	17	0	1	-2	0	DNP	-	-	DNP	-	-	0	0	0	0	0	0	4	57	1
Louisiana Tech	3	54	0	0	0	0	2	17	0	0	0	0	DNP	-	-	1	1	0	2	3	0	0	0	0	2	47	1
Wake Forest	4	84	0	0	0	0	1	41	1	0	0	0	DNP	-	-	DNP	-	-	0	0	0	0	0	0	4	60	1
NC State	2	19	0	0	0	0	0	0	0	0	0	0	DNP	-	-	DNP	-	-	0	0	0	0	0	0	1	14	0
Boston College	3	47	1	0	0	0	2	37	1	0	0	0	DNP	-	-	DNP	-	-	0	0	0	0	0	0	4	58	1
Florida State	1	19	0	0	0	0	0	0	0	0	0	0	DNP	-	-	DNP	-	-	3	13	0	0	0	0	0	0	0
Syracuse	3	50	0	0	0	0	0	0	0	0	0	0	DNP	-	-	DNP	-	-	1	10	0	0	0	0	0	0	0
Notre Dame	4	22	1	2	17	0	0	0	0	0	0	0	DNP	-	-	DNP	-	-	1	4	0	0	0	0	2	18	0
Louisville	2	30	0	0	0	0	1	11	0	DNP	-	-	DNP	-	-	DNP	-	-	0	0	0	0	0	0	DNP	-	-
Miami (Fla.)	1	13	0	0	0	0	2	18	0	DNP	-	-	1	9	0	DNP	-	-	1	17	0	1	3	1	DNP	-	-
South Carolina	1	7	0	0	0	0	0	0	0	DNP	-	-	DNP	-	-	DNP	-	-	0	0	0	0	0	0	2	65	0
North Carolina	5	46	0	0	0	0	1	43	0	2	-5	0	3	101	0	1	6	0	0	0	0	0	0	0	0	0	0
Tennessee	8	84	0	0	0	0	0	0	0	DNP	-	-	4	51	0	DNP	-	-	1	1	0	0	0	0	DNP	-	-
TOTALS	41	526	2	2	17	0	15	195	2	5	16	1	8	161	0	2	7	0	9	48	0	1	3	1	22	373	5

2022 INDIVIDUAL GAME-BY-GAME STATS

FGs/PUNTS	#29 POTTER (FG)		#5 UIAGALELEI (PUNT)					#39 SWANSON (PUNT)					#89 SMITH (PUNT)				
Opponent	Made	Missed	No.	Yds	Avg	In20	50+	No.	Yds	Avg	In20	50+	No.	Yds	Avg	In20	50+
Georgia Tech	29,32	-	0	0	-	0	0	6	264	44.0	3	2	DNP	-	-	-	-
Furman	-	-	0	0	-	0	0	4	142	35.5	1	0	DNP	-	-	-	-
Louisiana Tech	22,36	-	0	0	-	0	0	5	211	42.2	0	0	DNP	-	-	-	-
Wake Forest	24,38,52	-	0	0	-	0	0	4	131	32.8	0	0	DNP	-	-	-	-
NC State	20,46,44	46	0	0	-	0	0	3	120	40.0	1	0	DNP	-	-	-	-
Boston College	35	42	0	0	-	0	0	7	291	41.6	1	0	DNP	-	-	-	-
Florida State	47,34	-	0	0	-	0	0	4	183	45.8	1	2	DNP	-	-	-	-
Syracuse	44,44	-	0	0	-	0	0	2	105	52.5	2	2	DNP	-	-	-	-
Notre Dame	-	-	0	0	-	0	0	5	225	45.0	1	2	DNP	-	-	-	-
Louisville	19	-	0	0	-	0	0	5	205	41.0	1	1	DNP	-	-	-	-
Miami (Fla.)	32	59	0	0	-	0	0	3	125	41.7	1	1	DNP	-	-	-	-
South Carolina	-	-	1	48	48.0	0	0	8	362	45.3	4	3	DNP	-	-	-	-
North Carolina	52	-	0	0	-	0	0	3	134	44.7	0	0	1	47	47.0	0	0
Tennessee	31,40	55,49,42	NWT	-	-	-	-	3	122	40.7	0	0	DNP	-	-	-	-
TOTALS	20	6	1	48	48.0	0	0	62	2620	42.3	16	13	1	47	47.0	0	0

RETURNS	#0 A. WILLIAMS (KR)				#1 SHIPLEY (KR)				#26 MAFAH (KR)				#81 D. SWINNEY (KR)				#0 A. WILLIAMS (PR)				#16 TAYLOR (PR)				MISC. PUNT RETURN			
Opponent	KR	Yds	Avg.	TD	KR	Yds	Avg.	TD	KR	Yds	Avg.	TD	KR	Yds	Avg.	TD	PR	Yds	Avg.	TD	PR	Yds	Avg.	TD	PR	Yds	Avg.	TD
Georgia Tech	0	0	-	0	0	0	-	0	0	0	-	0	0	0	-	0	0	0	-	0	2	12	6.0	0	*2	36	18.0	0
Furman	0	0	-	0	0	0	-	0	0	0	-	0	0	0	-	0	0	0	-	0	1	4	4.0	0	-	-	-	-
Louisiana Tech	0	0	-	0	1	22	22.0	0	0	0	-	0	0	0	-	0	1	0	0.0	0	1	0	0.0	0	-	-	-	-
Wake Forest	1	26	26.0	0	1	24	24.0	0	0	0	-	0	2	16	16.0	0	0	0	-	0	1	0	0.0	0	-	-	-	-
NC State	0	0	-	0	1	22	22.0	0	0	0	-	0	0	0	-	0	0	0	-	0	2	15	7.5	0	-	-	-	-
Boston College	0	0	-	0	0	0	-	0	0	0	-	0	0	0	-	0	2	16	8.0	0	2	-10	-5.0	0	-	-	-	-
Florida State	0	0	-	0	1	69	69.0	0	0	0	-	0	0	0	-	0	0	0	-	0	0	0	-	0	-	-	-	-
Syracuse	0	0	-	0	2	53	26.5	0	0	0	-	0	0	0	-	0	2	19	9.5	0	1	5	5.0	0	-	-	-	-
Notre Dame	0	0	-	0	2	21	10.5	0	0	0	-	0	0	0	-	0	0	0	-	0	0	0	-	0	-	-	-	-
Louisville	0	0	-	0	0	0	-	0	0	0	-	0	0	0	-	0	2	23	11.5	0	DNP	-	-	-	-	-	-	-
Miami (Fla.)	0	0	-	0	1	24	24.0	0	0	0	-	0	0	0	-	0	4	36	9.0	0	DNP	-	-	-	-	-	-	-
South Carolina	0	0	-	0	1	8	8.0	0	0	19	-	0	0	0	-	0	3	37	12.3	0	DNP	-	-	-	-	-	-	-
North Carolina	0	0	-	0	1	18	18.0	0	0	0	-	0	0	0	-	0	1	-2	-2.0	0	0	0	-	0	-	-	-	-
Tennessee	0	0	-	0	2	63	31.5	0	2	26	13.0	0	0	0	-	0	0	0	-	0	DNP	-	-	-	-	-	-	-
TOTALS	1	26	26.0	0	13	324	24.9	0	2	45	22.5	0	2	16	16.0	0	15	129	8.6	0	10	26	2.6	0	*4	players on 2 blocks		

DEFENSIVE LINE	#3 X. THOMAS (DE)				#5 HENRY (DE)				#7 MASCOLL (DE)				#8 T. WILLIAMS (DT)				#11 BRESEE (DT)				#13 T. DAVIS (DT)				#14 SWINT (DE)			
Opponent	Snaps	Tack	TFL	Sack	Snaps	Tack	TFL	Sack	Snaps	Tack	TFL	Sack	Snaps	Tack	TFL	Sack	Snaps	Tack	TFL	Sack	Snaps	Tack	TFL	Sack	Snaps	Tack	TFL	Sack
Georgia Tech	DNP	-	-	-	40	6	2.5	1.0	30	0	0.0	0.0	17	1	0.5	0.0	36	5	2.0	0.5	32	2	0.0	0.0	23	4	0.0	0.0
Furman	DNP	-	-	-	34	3	0.0	0.0	24	3	1.0	0.0	19	1	0.0	0.0	37	2	0.0	0.0	DNP	-	-	-	30	3	0.0	0.0
Louisiana Tech	DNP	-	-	-	39	1	0.0	0.0	29	3	0.5	0.0	DNP	-	-	-	DNP	-	-	-	DNP	-	-	-	27	4	0.0	0.0
Wake Forest	DNP	-	-	-	56	8	1.0	0.0	29	6	0.0	0.0	DNP	-	-	-	50	1	0.0	0.0	46	6	2.5	1.5	16	0	0.0	0.0
NC State	DNP	-	-	-	53	2	1.0	0.0	23	2	0.0	0.0	8	0	0.0	0.0	DNP	-	-	-	52	2	1.5	0.5	19	0	0.0	0.0
Boston College	6	2	2.0	2.0	44	2	1.0	0.0	23	1	1.0	0.0	26	4	1.0	1.0	DNP	-	-	-	36	2	0.5	0.0	22	3	0.0	0.0
Florida State	32	2	0.0	0.0	44	3	0.0	0.0	21	1	0.0	0.0	18	0	0.0	0.0	22	0	0.0	0.0	53	1	0.0	0.0	2	0	0.0	0.0
Syracuse	14	0	0.0	0.0	44	4	1.0	1.0	11	2	1.0	0.0	6	0	0.0	0.0	33	1	1.0	1.0	38	4	2.5	2.0	0	0	0.0	0.0
Notre Dame	DNP	-	-	-	47	2	0.0	0.0	18	0	0.0	0.0	4	0	0.0	0.0	41	1	0.0	0.0	43	1	0.0	0.0	14	1	0.0	0.0
Louisville	DNP	-	-	-	59	8	0.5	0.0	23	1	0.0	0.0	10	0	0.0	0.0	40	2	1.5	1.0	34	2	0.0	0.0	4	0	0.0	0.0
Miami (Fla.)	DNP	-	-	-	35	4	1.0	1.0	16	1	0.0	0.0	9	0	0.0	0.0	DNP	-	-	-	30	0	0.0	0.0	6	2	0.0	0.0
South Carolina	DNP	-	-	-	61	11	1.0	0.5	13	0	0.0	0.0	11	1	0.0	0.0	15	0	0.0	0.0	49	2	0.0	0.0	4	1	0.0	0.0
North Carolina	DNP	-	-	-	46	2	0.0	0.0	16	1	0.0	0.0	4	0	0.0	0.0	27	2	0.0	0.0	36	2	1.5	0.5	8	2	0.0	0.0
Tennessee	DNP	-	-	-	57	3	0.0	0.0	22	1	0.0	0.0	10	1	0.0	0.0	28	2	1.0	1.0	46	3	1.0	1.0	NWT	-	-	-
TOTALS	52	4	2.0	2.0	659	59	9.0	3.5	298	22	3.5	0.0	142	8	1.5	1.0	329	16	5.5	3.5	495	27	9.5	5.5	175	20	0.0	0.0

DEFENSIVE LINE	#15 LAWSON (DE)				#19 APEHART (DT)				#32 REUBEN (DT)				#33 ORHORHORO (DT)				#34 MASON (DE)				#44 DENHOFF (DE)				#55 PAGE (DT)			
Opponent	Snaps	Tack	TFL	Sack	Snaps	Tack	TFL	Sack	Snaps	Tack	TFL	Sack	Snaps	Tack	TFL	Sack	Snaps	Tack	TFL	Sack	Snaps	Tack	TFL	Sack	Snaps	Tack	TFL	Sack
Georgia Tech	DNP	-	-	-	2	2	0.0	0.0	3	0	0.0	0.0	35	3	1.5	0.0	0	0	0.0	0.0	3	0	0.0	0.0	12	1	0.0	0.0
Furman	DNP	-	-	-	13	2	0.5	0.0	14	1	0.0	0.0	37	2	1.0	1.0	DNP	-	-	-	11	0	0.0	0.0	19	2	0.0	0.0
Louisiana Tech	DNP	-	-	-	17	2	1.5	0.0	4	0	0.0	0.0	34	1	1.0	0.0	0	0	0.0	0.0	3	0	0.0	0.0	23	0	0.0	0.0
Wake Forest	DNP	-	-	-	5	0	0.0	0.0	DNP	-	-	-	30	3	1.0	1.0	DNP	-	-	-	DNP	-	-	-	19	1	1.0	0.0
NC State	DNP	-	-	-	1	0	0.0	0.0	10	0	0.0	0.0	50	2	0.0	0.0	DNP	-	-	-	DNP	-	-	-	17	0	0.0	0.0
Boston College	DNP	-	-	-	10	0	0.0	0.0	13	0	0.0	0.0	38	1	0.0	0.0	0	0	0.0	0.0	2	0	0.0	0.0	21	3	0.0	0.0
Florida State	DNP	-	-	-	DNP	-	-	-	6	1	0.0	0.0	41	3	1.0	0.0	DNP	-	-	-	DNP	-	-	-	18	1	1.0	0.0
Syracuse	DNP	-	-	-	0	0	0.0	0.0	DNP	-	-	-	25	1	0.0	0.0	DNP	-	-	-	DNP	-	-	-	6	1	1.0	0.0
Notre Dame	DNP	-	-	-	4	1	0.0	0.0	DNP	-	-	-	22	0	0.0	0.0	DNP	-	-	-	DNP	-	-	-	14	1	0.0	0.0
Louisville	DNP	-	-	-	4	0	0.0	0.0	3	0	0.0	0.0	33	1	0.5	0.0	DNP	-	-	-	DNP	-	-	-	9	0	0.0	0.0
Miami (Fla.)	DNP	-	-	-	2	0	0.0	0.0	DNP	-	-	-	35	2	0.0	0.0	0	0	0.0	0.0	0	1	0.0	0.0	11	1	0.0	0.0
South Carolina	DNP	-	-	-	2	1	0.0	0.0	DNP	-	-	-	49	2	1.0	1.0	0	0	0.0	0.0	0	0	0.0	0.0	8	0	0.0	0.0
North Carolina	2	0	0.0	0.0	6	2	0.0	0.0	3	0	0.0	0.0	32	6	0.0	0.0	1	1	0.0	0.0	DNP	-	-	-	12	1	0.0	0.0
Tennessee	DNP	-	-	-	17	3	0.0	0.0	DNP	-	-	-	34	1	1.0	1.0	DNP	-	-	-	DNP	-	-	-	24	2	0.5	0.0
TOTALS	2	0	0.0	0.0	83	13	2.0	0.0	56	2	0.0	0.0	495	28	8.0	4.0	1	1	0.0	0.0	19	1	0.0	0.0	213	14	3.5	0.0

2022 INDIVIDUAL GAME-BY-GAME STATS

LINEBACKERS	#0 CARTER (LB)				#17 WOODAZ (LB)				#22 SIMPSON (LB)				#26 DUDLEY (LB)				#30 MAGUIRE (LB)				#31 McCLOUD (LB)				#42 BENTLEY (LB)			
Opponent	Snaps	Tack	TFL	Sack	Snaps	Tack	TFL	Sack	Snaps	Tack	TFL	Sack	Snaps	Tack	TFL	Sack	Snaps	Tack	TFL	Sack	Snaps	Tack	TFL	Sack	Snaps	Tack	TFL	Sack
Georgia Tech	54	9	1.0	0.0	8	0	0.0	0.0	46	8	0.0	0.0	DNP	-	-	-	23	2	0.0	0.0	DNP	-	-	-	20	4	0.0	0.0
Furman	50	2	0.0	0.0	10	1	0.0	0.0	41	8	0.0	0.0	0	0	0.0	0.0	42	8	0.5	0.0	DNP	-	-	-	34	7	3.0	1.0
Louisiana Tech	51	2	0.0	0.0	16	3	0.5	0.0	47	3	0.0	0.0	3	0	0.0	0.0	25	5	0.5	0.0	0	0	0.0	0.0	17	1	0.0	0.0
Wake Forest	75	6	0.0	0.0	0	1	0.0	0.0	73	8	0.0	0.0	DNP	-	-	-	30	2	0.0	0.0	DNP	-	-	-	2	0	0.0	0.0
NC State	73	6	1.0	1.0	0	0	0.0	0.0	57	6	0.0	0.0	DNP	-	-	-	38	4	0.0	0.0	DNP	-	-	-	16	2	0.0	0.0
Boston College	67	4	1.5	1.0	6	2	0.0	0.0	47	6	0.0	0.0	DNP	-	-	-	25	5	0.0	0.0	DNP	-	-	-	25	1	0.0	0.0
Florida State	80	4	0.5	0.0	0	0	0.0	0.0	59	9	0.0	0.0	DNP	-	-	-	22	6	0.0	0.0	DNP	-	-	-	22	4	0.0	0.0
Syracuse	DNP	-	-	-	1	1	1.0	0.0	52	2	0.5	0.5	DNP	-	-	-	5	1	0.0	0.0	DNP	-	-	-	5	0	0.0	0.0
Notre Dame	63	8	1.0	0.0	0	0	0.0	0.0	52	10	0.0	0.0	DNP	-	-	-	21	7	1.5	0.0	DNP	-	-	-	11	2	0.0	0.0
Louisville	69	9	3.5	2.0	20	3	1.5	1.0	DNP	-	-	-	DNP	-	-	-	0	1	0.0	0.0	DNP	-	-	-	0	0	0.0	0.0
Miami (Fla.)	39	4	0.0	0.0	0	0	0.0	0.0	20	2	2.0	2.0	DNP	-	-	-	10	1	0.0	0.0	DNP	-	-	-	5	0	0.0	0.0
South Carolina	69	4	0.0	0.0	14	2	0.5	0.5	53	6	0.0	0.0	DNP	-	-	-	6	2	1.0	0.0	DNP	-	-	-	0	0	0.0	0.0
North Carolina	73	9	1.0	0.5	64	5	0.0	0.0	69	9	1.5	0.0	13	1	0.0	0.0	9	2	0.0	0.0	3	0	0.0	0.0	6	0	0.0	0.0
Tennessee	69	10	1.0	1.0	41	2	2.0	0.0	DNP	-	-	-	0	1	0.0	0.0	0	1	0.0	0.0	DNP	-	-	-	NWT	-	-	-
TOTALS	832	77	10.5	5.5	180	20	5.5	1.5	616	77	4.0	2.5	16	2	0.0	0.0	256	47	3.5	0.0	3	0	0.0	0.0	163	21	3.0	1.0

LINEBACKERS	#45 S. ALLEN (LB)				#49 MALONEY (LB)				#54 J. TROTTER (LB)			
Opponent	Snaps	Tack	TFL	Sack	Snaps	Tack	TFL	Sack	Snaps	Tack	TFL	Sack
Georgia Tech	3	0	0.0	0.0	DNP	-	-	-	40	5	0.5	0.5
Furman	2	2	0.0	0.0	DNP	-	-	-	31	1	1.0	0.0
Louisiana Tech	NWT	-	-	-	0	1	0.0	0.0	43	4	0.0	0.0
Wake Forest	NWT	-	-	-	0	0	0.0	0.0	45	3	0.0	0.0
NC State	NWT	-	-	-	0	0	0.0	0.0	37	2	0.0	0.0
Boston College	NWT	-	-	-	0	0	0.0	0.0	36	3	1.5	0.0
Florida State	NWT	-	-	-	0	0	0.0	0.0	56	13	1.0	0.0
Syracuse	NWT	-	-	-	DNP	-	-	-	50	7	0.5	0.0
Notre Dame	NWT	-	-	-	DNP	-	-	-	37	7	0.0	0.0
Louisville	NWT	-	-	-	DNP	-	-	-	69	11	0.5	0.0
Miami (Fla.)	NWT	-	-	-	DNP	-	-	-	29	9	1.0	1.0
South Carolina	NWT	-	-	-	DNP	-	-	-	63	9	3.0	2.0
North Carolina	NWT	-	-	-	DNP	-	-	-	73	9	3.0	3.0
Tennessee	NWT	-	-	-	DNP	-	-	-	69	9	1.5	0.0
TOTALS	5	2	0.0	0.0	0	1	0.0	0.0	678	92	13.5	6.5

DEFENSIVE BACKS	#1 MUKUBA (S)				#2 F. DAVIS (CB)				#6 JONES (CB)				#9 MICKENS (S)				#10 LUKUS (CB)				#12 COVIL (S)				#18 GRIFFIN (S)			
Opponent	Snaps	Tack	PBU	INT	Snaps	Tack	PBU	INT	Snaps	Tack	PBU	INT	Snaps	Tack	PBU	INT	Snaps	Tack	PBU	INT	Snaps	Tack	PBU	INT	Snaps	Tack	PBU	INT
Georgia Tech	43	4	0	1	36	2	0	0	37	3	0	0	21	3	1	0	6	0	0	0	9	0	0	0	DNP	-	-	-
Furman	29	3	0	0	37	7	1	0	37	3	1	0	46	7	0	0	6	1	0	0	22	0	0	0	DNP	-	-	-
Louisiana Tech	DNP	-	-	-	49	0	1	0	12	0	0	0	57	5	0	1	28	1	0	0	15	1	0	0	0	0	0	0
Wake Forest	DNP	-	-	-	33	1	0	0	DNP	-	-	-	75	4	0	0	1	0	0	0	0	0	0	0	DNP	-	-	-
NC State	17	3	0	0	0	0	0	0	DNP	-	-	-	37	5	0	0	DNP	-	-	-	33	3	0	0	DNP	-	-	-
Boston College	66	4	1	0	31	3	0	0	DNP	-	-	-	DNP	-	-	-	7	1	0	0	14	2	0	0	DNP	-	-	-
Florida State	65	8	0	0	1	0	0	0	79	5	0	0	37	4	0	0	DNP	-	-	-	DNP	-	-	-	DNP	-	-	-
Syracuse	46	2	1	0	DNP	-	-	-	59	7	0	0	18	1	0	1	DNP	-	-	-	0	0	0	0	DNP	-	-	-
Notre Dame	45	7	1	0	DNP	-	-	-	64	5	0	0	23	3	0	0	3	0	0	0	0	0	0	0	DNP	-	-	-
Louisville	69	5	1	0	DNP	-	-	-	63	2	0	0	48	3	0	0	7	0	0	0	4	0	0	0	DNP	-	-	-
Miami (Fla.)	41	3	0	0	DNP	-	-	-	38	2	0	0	28	3	1	0	3	2	0	0	3	1	0	0	DNP	-	-	-
South Carolina	37	0	0	0	DNP	-	-	-	70	3	0	0	38	4	0	1	0	0	0	0	24	5	0	0	DNP	-	-	-
North Carolina	63	3	0	0	DNP	-	-	-	62	1	0	0	25	5	0	0	18	1	0	1	18	1	0	0	4	0	0	0
Tennessee	59	8	0	0	NWT	-	-	-	DNP	-	-	-	66	8	0	0	8	0	0	0	10	3	0	0	DNP	-	-	-
TOTALS	580	50	4	1	187	13	2	0	521	31	1	0	519	55	2	3	87	6	0	1	152	16	0	0	4	0	0	0

DEFENSIVE BACKS	#20 WIGGINS (CB)				#21 M. GREENE (CB)				#23 PRIDE (CB)				#24 VENABLES (S)				#25 PHILLIPS (S)				#27 DONNELLY (S)				#35 RODGERS (CB)			
Opponent	Snaps	Tack	PBU	INT	Snaps	Tack	PBU	INT	Snaps	Tack	PBU	INT	Snaps	Tack	PBU	INT	Snaps	Tack	PBU	INT	Snaps	Tack	PBU	INT	Snaps	Tack	PBU	INT
Georgia Tech	49	0	1	0	4	1	0	0	6	0	0	0	30	4	0	0	27	1	1	0	6	1	0	0	0	0	0	0
Furman	33	0	0	0	23	4	0	0	20	2	0	0	35	6	0	0	18	7	0	0	0	0	0	0	5	0	0	0
Louisiana Tech	DNP	-	-	-	20	2	0	1	48	1	3	0	48	8	0	0	49	5	0	0	4	0	1	0	0	0	0	0
Wake Forest	63	3	1	0	DNP	-	-	-	51	3	0	0	23	3	0	0	52	5	0	0	0	0	0	0	DNP	-	-	-
NC State	75	1	2	0	DNP	-	-	-	61	6	0	1	38	7	1	0	39	3	0	0	0	0	0	0	DNP	-	-	-
Boston College	65	0	2	0	DNP	-	-	-	42	3	0	0	DNP	-	-	-	66	5	1	0	6	3	0	0	0	0	0	0
Florida State	71	0	2	0	0	0	0	0	2	0	0	0	7	0	0	0	57	15	0	0	0	0	0	0	DNP	-	-	-
Syracuse	59	3	0	0	48	2	0	0	0	0	0	0	18	4	0	0	46	8	1	0	0	0	0	0	DNP	-	-	-
Notre Dame	52	1	0	0	0	0	0	0	0	0	0	0	20	4	0	0	43	8	0	0	0	0	0	0	DNP	-	-	-
Louisville	64	6	1	0	0	0	0	0	7	1	0	0	3	0	0	0	69	8	0	0	0	0	0	0	DNP	-	-	-
Miami (Fla.)	44	1	1	0	DNP	-	-	-	7	1	0	0	DNP	-	-	-	41	3	0	1	1	0	0	0	DNP	-	-	-
South Carolina	68	3	0	0	DNP	-	-	-	2	0	0	0	DNP	-	-	-	45	4	1	0	1	0	0	0	DNP	-	-	-
North Carolina	55	1	2	1	DNP	-	-	-	26	1	0	0	DNP	-	-	-	64	4	0	0	8	2	0	0	4	0	0	0
Tennessee	69	3	0	0	DNP	-	-	-	61	5	1	0	18	1	0	0	51	6	0	0	0	1	0	0	DNP	-	-	-
TOTALS	767	22	12	1	95	9	0	1	333	23	4	1	240	37	1	0	667	82	4	1	26	7	1	0	9	0	0	0

2022 OFFENSIVE DRIVE CHARTS

GEORGIA TECH

#	Qtr	Clock	Spot	Plays	Yards	TOP	Result
1	1	14:52	27	3	9	2:04	Punt
2	1	10:55	35	4	48	1:33	Fum
3	1	4:03	29	3	-6	1:39	Punt
4	1	0:36	13	3	9	1:25	Punt
5	2	12:03	*5	4	5	2:10	TD
6	2	6:41	33	8	67	2:49	TD
7	2	1:15	25	5	18	1:15	Punt
8	3	15:00	25	3	-2	1:31	Punt
9	3	9:47	25	12	63	4:06	FG
10	3	4:32	26	9	74	3:14	TD
11	3	0:02	22	6	37	2:03	Punt
12	4	10:59	*40	6	26	2:14	FG
13	4	7:31	*15	4	15	1:04	TD
14	4	5:15	34	10	66	3:40	TD

FURMAN

#	Qtr	Clock	Spot	Plays	Yards	TOP	Result
1	1	15:00	25	7	75	3:14	TD
2	1	7:58	25	11	75	5:23	TD
3	2	13:35	31	9	69	4:25	TD
4	2	5:33	10	5	11	2:25	Punt
5	2	1:53	25	9	75	1:27	TD
6	3	12:29	48	5	52	2:21	TD
7	3	7:10	15	3	0	1:52	Punt
8	3	0:48	25	2	-1	0:35	Int
9	4	14:16	30	5	26	2:58	Punt
10	4	2:56	2	3	13	0:35	Punt

LOUISIANA TECH

#	Qtr	Clock	Spot	Plays	Yards	TOP	Result
1	1	15:00	25	9	70	3:16	FG
2	1	8:51	21	6	79	2:27	TD
3	1	4:20	7	6	3	3:13	Punt
4	2	12:46	25	9	56	3:10	FG
5	2	3:13	23	3	6	0:44	Punt
6	2	1:16	25	5	17	0:56	Punt
7	3	14:47	*32	1	32	0:07	TD
8	3	12:11	10	14	90	6:46	TD
9	3	3:46	*32	1	32	0:09	TD
10	3	2:36	21	4	19	1:08	Punt
11	4	12:52	25	3	-3	1:47	Punt
12	4	9:30	35	6	65	3:09	TD
13	4	5:54	*12	3	12	1:01	TD
14	4	3:29	38	6	33	3:29	Game

WAKE FOREST

#	Qtr	Clock	Spot	Plays	Yards	TOP	Result
1	1	12:17	12	8	88	4:08	TD
2	1	7:15	25	5	75	2:06	TD
3	1	4:13	25	6	9	2:13	Punt
4	1	0:58	16	5	18	2:18	Punt
5	2	12:56	35	10	58	5:07	FG
6	2	5:44	28	15	51	5:30	FG
7	3	14:56	25	4	22	1:23	Punt
8	3	12:09	19	3	2	1:30	Punt
9	3	7:47	25	9	75	3:18	TD
10	3	1:19	25	10	75	5:03	TD
11	4	8:02	48	7	17	4:01	FG
12	4	0:39	14	1	4	0:39	Half
13	OT ¹	-----	*25	3	25	-----	TD
14	OT ²	-----	*25	3	25	-----	TD

NC STATE

#	Qtr	Clock	Spot	Plays	Yards	TOP	Result
1	1	15:00	25	13	72	6:38	FG
2	1	0:12	12	3	0	1:04	Punt
3	2	13:14	12	14	59	7:27	FG
4	2	1:51	25	8	75	1:20	TD
5	3	13:28	42	4	58	1:52	TD
6	3	9:06	25	6	46	3:00	MFG
7	3	5:12	26	3	3	1:25	Punt
8	3	2:34	48	7	25	3:18	FG
9	4	11:49	32	3	8	1:41	Punt
10	4	7:39	42	9	58	4:35	TD
11	4	0:53	*43	2	-4	0:53	Game

BOSTON COLLEGE

#	Qtr	Clock	Spot	Plays	Yards	TOP	Result
1	1	15:00	29	9	54	3:32	FG
2	1	7:27	1	3	13	1:08	Int
3	1	4:55	20	3	2	2:15	Punt
4	2	14:53	*47	3	3	1:04	Punt
5	2	9:22	28	3	2	0:49	Punt
6	2	7:04	10	6	34	2:21	Punt
7	2	3:45	*28	7	28	3:00	TD
8	3	13:39	27	5	73	1:49	TD
9	3	10:09	33	3	1	0:49	Punt
10	3	7:05	20	3	-1	2:17	Punt
11	3	3:22	28	8	72	3:25	TD
12	4	13:25	20	3	2	1:45	Punt
13	4	11:07	*23	4	-2	1:36	MFG
14	4	6:34	12	6	88	2:12	TD

FLORIDA STATE

#	Qtr	Clock	Spot	Plays	Yards	TOP	Result
1	1	11:41	25	5	3	2:10	Punt
2	1	8:11	27	4	73	1:19	TD
3	2	14:55	25	13	75	6:36	TD
4	2	5:58	31	12	39	4:07	FG
5	2	0:47	*42	3	42	0:28	TD
6	3	14:48	*31	1	31	0:07	TD
7	3	12:31	*34	11	18	4:59	FG
8	3	5:31	35	3	3	2:26	Punt
9	4	12:48	4	3	3	1:03	Punt
10	4	9:22	25	10	34	5:30	Punt
11	4	2:16	*43	4	4	2:16	Game

SYRACUSE

#	Qtr	Clock	Spot	Plays	Yards	TOP	Result
1	1	10:31	29	7	71	2:46	TD
2	1	5:30	25	14	42	5:25	Int
3	2	13:26	47	9	43	4:12	Fum
4	2	9:06	36	9	32	4:26	Downs
5	2	1:53	25	10	49	1:46	FG
6	3	14:55	25	5	17	2:22	Punt
7	3	9:13	*41	1	21	0:07	Fum
8	3	7:43	11	3	7	1:16	Int
9	3	4:53	20	15	80	6:07	TD
10	4	11:49	39	2	61	0:23	TD
11	4	8:19	18	5	20	2:13	Punt
12	4	3:56	*49	6	22	2:23	FG
13	4	0:15	15	1	-1	0:15	Game

NOTRE DAME

#	Qtr	Clock	Spot	Plays	Yards	TOP	Result
1	1	11:45	25	4	-4	2:37	Punt
2	1	9:08	25	7	37	3:40	Downs
3	1	4:04	13	3	5	2:04	Punt
4	2	13:24	20	4	9	2:04	Punt
5	2	8:35	24	5	13	2:10	Punt
6	2	0:32	16	1	-7	0:32	Half
7	3	14:54	21	4	24	1:55	Punt
8	3	9:23	6	9	42	4:04	Punt
9	3	1:20	7	2	2	0:38	Int
10	4	14:37	25	5	56	1:39	Int
11	4	12:58	25	11	75	2:44	TD
12	4	4:16	25	10	75	2:41	TD

LOUISVILLE

#	Qtr	Clock	Spot	Plays	Yards	TOP	Result
1	1	15:00	25	12	75	4:43	TD
2	1	8:49	46	3	7	1:11	Punt
3	1	5:35	32	8	66	3:10	FG
4	2	14:11	25	3	9	2:00	Punt
5	2	10:22	31	7	23	3:00	Fum
6	2	4:29	20	10	80	3:57	TD
7	3	13:28	15	8	85	2:56	TD
8	3	5:57	25	3	-5	1:20	Punt
9	3	4:05	46	5	22	2:25	Fum
10	3	0:18	10	3	7	1:37	Punt
11	4	10:57	25	5	14	3:10	Punt
12	4	5:40	43	6	22	2:06	Fum
13	4	2:23	*39	1	39	0:10	TD

MIAMI (FLA.)

#	Qtr	Clock	Spot	Plays	Yards	TOP	Result
1	1	15:00	25	12	75	5:34	TD
2	1	7:39	43	9	57	3:34	TD
3	1	1:53	*49	3	-1	1:59	Punt
4	2	13:07	*27	6	27	2:45	TD
5	2	8:39	6	3	5	2:19	Punt
6	2	4:46	9	14	76	4:46	FG
7	3	11:50	26	10	32	3:17	MFG
8	3	5:55	25	4	28	1:40	Int
9	3	2:48	48	2	44	0:47	Fum
10	3	1:34	30	5	6	1:46	Fum
11	4	13:38	28	3	2	1:14	Punt
12	4	9:27	14	8	86	4:47	TD
13	4	3:56	*36	7	36	3:40	TD

SOUTH CAROLINA

#	Qtr	Clock	Spot	Plays	Yards	TOP	Result
1	1	13:28	7	4	22	1:05	Punt
2	1	10:00	10	8	90	4:08	TD
3	1	4:30	3	4	8	2:23	Punt
4	2	13:59	25	9	21	3:48	Punt
5	2	8:24	25	5	75	2:10	TD
6	2	3:18	20	8	32	2:45	Punt
7	3	15:00	25	3	0	1:02	Punt
8	3	12:06	25	6	19	2:23	Punt
9	3	7:10	*47	6	47	2:35	TD
10	3	3:45	25	3	5	1:30	Punt
11	4	10:54	25	3	3	0:55	Punt
12	4	7:06	2	2	22	0:29	Int
13	4	4:19	3	5	20	1:40	Punt

2022 DEFENSIVE DRIVE CHARTS

GEORGIA TECH

#	Qtr	Clock	Spot	Plays	Yards	TOP	Result
1	1	15:00	25	1	0	0:08	Int
2	1	12:48	13	3	8	1:53	Punt
3	1	9:22	17	10	5	5:19	Punt
4	1	2:24	30	3	5	1:48	Punt
5	2	14:11	28	3	3	2:08	Punt
6	2	9:53	25	9	42	3:12	MFG
7	2	3:52	25	9	47	2:37	FG
8	3	13:29	43	9	57	3:42	TD
9	3	5:41	25	3	7	1:09	Punt
10	3	1:18	25	3	6	1:16	Punt
11	4	12:59	13	6	27	2:00	Downs
12	4	8:45	25	3	0	1:14	Punt
13	4	6:27	25	3	3	1:12	Punt
14	4	1:35	25	3	2	1:35	Game

FURMAN

#	Qtr	Clock	Spot	Plays	Yards	TOP	Result
1	1	11:46	25	8	62	3:48	FG
2	1	2:35	25	6	18	4:00	Punt
3	2	9:10	25	8	63	3:37	Fum
4	2	3:08	46	5	54	1:15	TD
5	2	0:26	25	2	7	0:26	Half
6	3	15:00	25	6	21	2:31	Int
7	3	10:08	25	5	27	2:58	Punt
8	3	5:18	*46	10	33	4:30	FG
9	3	0:13	*34	4	4	0:57	Downs
10	4	11:18	9	6	19	3:44	Punt
11	4	7:34	*45	11	43	4:38	Downs
12	4	2:21	50	5	33	2:21	Game

LOUISIANA TECH

#	Qtr	Clock	Spot	Plays	Yards	TOP	Result
1	1	11:40	8	6	20	2:49	Punt
2	1	6:24	25	4	26	2:04	Int
3	1	1:07	*39	4	0	1:42	MFG
4	2	14:25	48	6	34	1:39	FG
5	2	9:30	16	9	74	6:12	FG
6	2	2:29	18	3	7	1:13	Punt
7	2	0:20	21	1	5	0:20	Half
8	3	15:00	25	3	-10	0:13	Int
9	3	14:40	25	4	55	2:29	Int
10	3	5:25	25	4	7	1:39	Downs
11	3	3:37	25	3	4	1:01	Punt
12	3	1:28	21	8	79	3:36	TD
13	4	11:05	*44	5	44	1:35	TD
14	4	6:21	25	3	-13	0:27	Fum
15	4	4:53	25	3	0	1:24	Punt

WAKE FOREST

#	Qtr	Clock	Spot	Plays	Yards	TOP	Result
1	1	14:55	25	7	27	2:38	Punt
2	1	8:09	25	3	9	0:54	Punt
3	1	5:09	25	3	75	0:56	TD
4	1	2:00	30	3	4	1:02	Punt
5	2	13:40	31	3	-7	0:44	Punt
6	2	7:49	25	6	75	2:00	TD
7	2	0:14	25	1	6	0:14	Half
8	3	13:33	32	4	68	1:20	TD
9	3	10:39	30	7	70	2:52	TD
10	3	4:29	25	8	75	3:10	TD
11	4	11:16	25	7	64	3:09	FG
12	4	4:01	25	8	27	3:22	Punt
13	OT ¹	-----	*25	5	25	-----	TD
14	OT ²	-----	*25	4	4	-----	Downs

NC STATE

#	Qtr	Clock	Spot	Plays	Yards	TOP	Result
1	1	8:18	19	15	78	7:59	FG
2	2	14:08	48	3	0	0:54	Punt
3	2	5:47	25	9	75	3:56	TD
4	2	0:28	22	1	-5	0:28	Half
5	3	15:00	25	3	-11	1:32	Punt
6	3	11:36	25	10	43	2:30	FG
7	3	6:06	29	3	0	0:54	Punt
8	3	3:47	38	3	7	1:13	Int
9	4	14:16	25	6	5	2:27	Punt
10	4	10:08	16	10	42	2:29	Fum
11	4	3:04	25	8	75	2:11	TD

BOSTON COLLEGE

#	Qtr	Clock	Spot	Plays	Yards	TOP	Result
1	1	11:28	25	8	39	4:01	Punt
2	1	6:19	*24	4	6	1:24	MFG
3	1	2:40	39	6	48	2:44	FG
4	2	13:49	20	11	52	4:27	Downs
5	2	8:33	37	3	4	1:29	Punt
6	2	4:43	7	3	-2	0:58	Punt
7	2	0:40	24	4	16	0:40	Half
8	3	15:00	25	3	8	1:21	Punt
9	3	11:50	25	3	-6	1:41	Punt
10	3	9:20	25	6	18	2:15	Punt
11	3	4:48	*39	7	17	1:26	MFG
12	4	14:52	24	3	5	1:27	Punt
13	4	11:40	31	2	-5	0:33	Fum
14	4	9:31	25	6	29	2:57	Punt
15	4	4:22	25	6	11	4:22	Game

FLORIDA STATE

#	Qtr	Clock	Spot	Plays	Yards	TOP	Result
1	1	15:00	25	9	75	3:19	TD
2	1	9:31	49	3	-13	1:20	Punt
3	1	6:45	7	15	93	6:50	TD
4	2	8:19	25	7	44	2:21	Downs
5	2	1:51	25	4	17	1:04	Fum
6	2	0:19	25	3	22	0:19	Half
7	3	14:41	25	4	9	2:10	Downs
8	3	7:32	25	3	0	2:01	Punt
9	3	3:05	20	14	76	5:17	Downs
10	4	11:45	40	7	60	2:23	TD
11	4	3:52	6	7	94	1:35	TD

SYRACUSE

#	Qtr	Clock	Spot	Plays	Yards	TOP	Result
1	1	15:00	25	8	47	4:29	Downs
2	1	7:45	25	5	75	2:15	TD
3	1	0:05	15	3	-1	1:39	Punt
4	2	4:40	32	8	68	2:47	TD
5	2	0:07	25	1	-7	0:07	Half
6	3	12:33	4	5	0	3:20	Punt
7	3	9:06	20	4	24	1:23	Punt
8	3	6:27	50	3	7	1:34	Punt
9	4	13:46	25	3	-4	1:57	Punt
10	4	11:26	25	4	15	3:07	Punt
11	4	6:06	19	3	-7	2:10	Punt
12	4	1:33	25	7	45	1:18	Int

NOTRE DAME

#	Qtr	Clock	Spot	Plays	Yards	TOP	Result
1	1	15:00	25	5	19	3:15	Punt
2	1	5:28	38	3	6	1:24	Punt
3	1	2:00	20	6	31	3:36	Punt
4	2	11:20	47	9	29	2:45	MFG
5	2	6:25	22	11	78	5:47	TD
6	3	12:59	5	7	52	3:36	Punt
7	3	5:19	25	7	37	3:59	Punt
8	3	0:42	*14	3	14	1:05	TD
9	4	10:14	25	11	75	5:58	TD
10	4	1:35	*48	3	9	1:35	Game

LOUISVILLE

#	Qtr	Clock	Spot	Plays	Yards	TOP	Result
1	1	10:17	25	3	2	1:28	Punt
2	1	7:38	17	3	-4	2:03	Punt
3	1	2:22	20	7	80	3:05	TD
4	2	12:11	23	3	4	1:49	Punt
5	2	7:22	46	6	17	2:53	Punt
6	2	0:32	25	5	61	0:32	Half
7	3	15:00	25	3	7	1:32	Punt
8	3	10:32	25	8	70	4:35	FG
9	3	4:37	39	2	15	0:32	Fum
10	3	1:40	45	3	-3	1:22	Punt
11	4	13:41	*47	8	22	2:44	Downs
12	4	7:47	35	6	20	2:07	Int
13	4	3:34	35	4	4	1:11	Downs
14	4	2:13	25	7	75	2:13	TD

MIAMI (FLA.)

#	Qtr	Clock	Spot	Plays	Yards	TOP	Result
1	1	9:26	25	3	-7	1:47	Punt
2	1	4:05	25	3	-17	2:12	Punt
3	2	14:54	13	4	11	1:47	Int
4	2	10:22	25	3	8	1:43	Punt
5	2	6:20	38	3	0	1:34	Punt
6	3	15:00	25	5	49	3:10	Downs
7	3	8:33	42	6	32	2:38	FG
8	3	4:15	20	3	5	1:27	Punt
9	3	2:01	9	1	-9	0:27	Safety
10	4	14:48	*10	3	10	1:03	TD
11	4	12:24	33	6	5	2:57	Punt
12	4	4:32	38	2	-2	0:36	Fum
13	4	0:10	21	1	0	0:10	Game

SOUTH CAROLINA

#	Qtr	Clock	Spot	Plays	Yards	TOP	Result
1	1	15:00	25	3	8	1:32	Punt
2	1	12:23	31	1	0	0:08	Int
3	1	12:08	24	6	21	2:08	Punt
4	1	5:47	18	5	37	1:17	Punt
5	1	2:07	49	8	51	3:08	TD
6	2	10:11	2	1	-2	0:06	Safety
7	2	9:55	*37	4	37	1:31	TD
8	2	6:14	25	6	73	2:56	Int
9	2	0:33	20	2	2	0:33	Half
10	3	13:58	*26	4	26	1:52	TD
11	3	9:43	16	3	-7	2:33	Punt
12	3	4:35	25	2	75	0:50	TD
13	3	2:15	29	10	54	6:21	FG
14	4	9:59	18	5	19	2:53	Punt
15	4	6:37	35	4	-1	2:18	Punt
16	4	2:39	16	3	3	0:30	Punt
17	4	2:09	*45	4	9	2:09	Game

NORTH CAROLINA

#	Qtr	Clock	Spot	Plays	Yards	TOP	Result
1	1	14:03	22	11	78	5:13	TD
2	1	6:52	22	3	0	0:54	Punt
3	1	1:41	25	2	-2	0:26	Fum
4	1	0:35	25	17	61	7:36	MFG
5	2	6:02	25	11	67	4:42	FG
6	3	15:00	25	6	17	3:35	Punt
7	3	9:18	*50	9	45	4:13	Int
8	3	5:05	25	3	3	0:57	Punt
9	3	0:42	25	10	63	4:09	Downs
10	4	7:11	39	5	31	1:57	Int
11	4	1:19	23	4	28	1:19	Game

TENNESSEE

#	Qtr	Clock	Spot	Plays	Yards	TOP	Result
1	1	15:00	25	6	17	2:12	Punt
2	1	9:18	25	12	75	4:01	TD
3	1	3:05	38	3	5	1:28	Punt
4	2	14:08	32	3	-6	1:14	Punt
5	2	10:15	25	5	75	1:12	TD
6	2	5:03	20	3	4	0:40	Punt
7	2	2:55	20	4	11	1:16	Punt
8	3	10:49	25	3	3	0:37	Punt
9	3	8:04	31	6	8	2:12	Punt
10	3	1:27	30	4	70	1:22	TD
11	4	10:01	25	6	75	1:27	TD
12	4	7:37	*49	3	3	1:17	Punt
13	4	5:48	*38	6	23	2:41	FG
14	4	1:42	35	3	-8	1:42	Game

2022 PARTICIPATION

#	Player	GAT	FUR	LAT	WFO	NCS	BOC	FSU	SYR	UND	LOU	MIA	USC	UNC	TEN	Total	2022 G-S	Career G-S
19	Keith Adams Jr., RB	---	---	3	---	---	---	---	---	---	---	---	---	2	---	5	2-0	2-0
84	Davis Allen, TE	*46	*35	*40	*71	*60	*47	*51	*61	*36	*55	*46	*48	*34	*71	701	14-14	54-25
45	Sergio Allen, LB	3	2	---	---	---	---	---	---	---	---	---	---	---	---	5	2-0	16-0
33	Griffin Batt, TE	---	---	ST	---	---	---	---	---	---	---	---	---	---	---	0	1-0	1-0
42	LaVonta Bentley, LB	20	34	17	2	16	25	22	5	11	ST	5	ST	6	---	163	13-0	40-2
43	Will Blackston, TE	---	---	---	---	---	---	---	---	---	---	---	---	---	---	---	0-0	3-0
68	Will Boggs, OL	---	---	1	---	---	---	---	---	---	---	---	---	6	---	7	2-0	2-0
11	Bryan Bresee, DT	*36	*37	---	*50	---	---	22	*33	*41	*40	---	15	28	*28	330	10-7	26-21
9	Jake Briningstool, TE	30	24	22	32	20	15	24	31	30	32	39	23	26	*44	392	14-1	22-1
19	DeMonte Capehart, DT	2	13	17	5	1	10	---	ST	4	4	2	2	6	17	83	13-0	22-0
46	Jesiah Carlton, LB	---	---	ST	---	---	---	---	---	---	---	ST	---	---	---	0	2-0	2-0
0	Barrett Carter, LB	*54	*50	*51	*75	*73	*67	*80	---	*63	*69	*39	*69	*73	*69	832	13-13	26-14
58	Holden Caspersen, LS	ST	ST	ST	ST	ST	ST	ST	ST	ST	ST	ST	ST	ST	ST	0	14-0	16-0
36	Quinn Castner, PK	---	---	---	---	---	---	---	---	---	---	---	---	---	---	---	0-0	1-0
80	Beaux Collins, WR	*44	*37	*48	*54	*61	*47	*39	*72	*37	---	---	*26	---	---	465	10-10	21-16
3	Dacari Collins, WR	24	27	12	---	---	---	---	---	---	---	---	---	---	---	63	3-0	12-3
40	Brodey Conn, S/P	---	---	ST	---	---	---	---	---	---	---	---	---	---	---	0	1-0	1-0
48	David Cote, LB	---	---	ST	---	---	---	---	---	---	---	ST	ST	ST	ST	0	5-0	12-0
29	Fletcher Cothran, LB	---	---	ST	---	---	---	---	---	---	---	---	---	---	---	0	1-0	1-0
12	Sherrod Covil Jr., S	9	22	15	ST	33	14	---	ST	ST	4	3	24	18	10	152	13-0	13-0
60	Mac Cranford, OL	---	---	3	---	---	---	---	---	---	---	---	---	6	---	9	2-0	6-0
82	Jackson Crosby, WR	---	---	1	---	---	---	---	---	---	---	---	---	---	---	1	1-0	1-0
2	Fred Davis II, CB	*36	*37	*49	*33	ST	31	1	---	---	---	---	---	---	---	187	7-4	27-4
13	Tyler Davis, DT	*32	---	---	46	*52	*36	*53	*38	*43	*34	*30	*49	*36	*46	495	12-11	43-39
44	Cade Denhoff, DE	3	11	3	---	---	2	---	---	---	---	ST	ST	---	---	19	6-0	7-0
27	Carson Donnelly, S	6	ST	4	ST	ST	6	ST	ST	ST	ST	1	1	8	ST	26	14-0	48-0
26	T.J. Dudley, LB	---	ST	3	---	---	---	---	---	---	---	---	---	13	ST	16	4-0	4-0
83	Hampton Earle, WR	10	---	8	---	---	---	---	---	---	---	7	---	11	ST	36	6-0	14-0
11	Sage Ennis, TE	11	5	12	ST	ST	6	ST	ST	5	ST	10	ST	5	ST	54	14-0	31-1
45	Philip Florenzo, LS	ST	ST	ST	ST	ST	ST	ST	ST	ST	ST	ST	ST	ST	ST	0	14-0	15-0
24	Hamp Greene, WR	---	---	3	---	---	---	---	---	---	---	---	---	6	---	9	2-0	10-0
21	Malcolm Greene, CB	4	23	*20	---	---	---	ST	*48	ST	ST	---	---	---	---	95	7-2	29-5
18	Kylon Griffin, S	---	---	ST	---	---	---	---	---	---	---	---	---	4	---	4	2-0	2-0
38	Robert Gunn III, PK	ST	ST	ST	---	---	---	---	---	---	---	---	---	---	---	0	3-0	3-0
18	Hunter Helms, QB	---	---	---	---	---	---	---	---	---	---	---	---	---	---	---	0-0	5-0
5	K.J. Henry, DE	*40	*34	*39	*56	*53	*44	*44	*44	*47	*59	*35	*61	*46	*57	659	14-14	58-24
86	Tye Herbstreit, WR	ST	---	4	---	---	---	---	---	---	---	7	---	10	---	21	4-0	12-0
75	Trent Howard, OL	10	10	6	---	---	---	---	---	---	8	7	---	10	---	51	6-0	13-0
25	Blackmon Huckabee Jr., WR	---	---	2	---	---	---	---	---	---	---	---	---	---	---	2	1-0	2-0
89	Zach Jackson, WR	---	---	1	---	---	---	---	---	---	---	---	---	---	---	1	1-0	1-0
12	Hunter Johnson, QB	---	---	6	---	---	---	---	---	---	---	---	---	10	---	16	2-0	9-0
6	Sheridan Jones, CB	*37	*37	*12	---	---	---	*79	*59	*64	*63	*38	*70	*62	---	521	10-10	48-21
2	Cade Klubnik, QB	10	9	11	---	---	2	---	30	2	6	7	---	42	*105	224	10-1	10-1
15	Jahiem Lawson, DE	---	---	---	---	---	---	---	---	---	---	---	---	2	---	2	1-0	1-0
70	Tristan Leigh, OL	10	4	13	---	---	---	---	---	---	---	7	---	16	---	50	5-0	7-0
53	Ryan Linthicum, C	---	---	14	---	---	---	---	---	---	---	7	---	16	---	37	3-0	5-0
10	Jeadyn Lukus, CB	6	6	28	1	---	7	---	---	3	7	3	ST	18	8	87	11-0	11-0
26	Phil Mafah, RB	20	14	22	20	18	29	*25	30	22	24	26	13	11	34	308	14-1	23-2
30	Keith Maguire, LB	23	42	25	30	38	25	22	5	21	ST	10	6	9	ST	256	14-0	42-0
49	Matthew Maloney, LB	---	---	ST	ST	ST	ST	ST	---	---	---	---	---	---	---	0	5-0	13-0
7	Justin Mascoll, DE	30	24	29	*29	23	23	21	11	18	*23	16	13	16	22	298	14-2	53-13
34	Armon Mason, DE	ST	---	ST	---	---	---	---	---	---	---	ST	ST	1	---	1	6-0	6-0
77	Mitchell Mayes, OL	10	8	18	---	1	---	13	6	---	*66	68	*68	*42	*105	405	11-4	23-4
39	Bubba McAtee, S	ST	ST	ST	ST	ST	ST	---	---	---	---	ST	ST	---	---	0	8-0	12-0
31	Kobe McCloud, LB	---	---	ST	---	---	---	---	---	---	---	---	---	3	---	3	2-0	2-0
58	Evan McCutchen, DE	---	---	---	---	---	---	---	---	---	---	---	---	---	---	---	0-0	1-0
71	Jordan McFadden, OL	*69	*55	*51	*90	*69	*64	*68	*86	*70	*74	*78	*68	*42	*105	989	14-14	56-39
3	Kevin McNeal, RB	---	---	---	---	---	---	---	---	---	---	---	---	---	---	---	0-0	2-0
9	R.J. Mickens, S	21	46	*57	*75	*37	---	37	18	23	*48	28	*38	25	*66	519	13-6	36-8
78	Blake Miller, OL	*69	*59	*61	*90	*68	*64	*58	*83	*70	*74	*78	*68	*42	*105	989	14-14	14-14
47	Boston Miller, S	---	---	ST	---	---	---	---	---	---	---	---	---	---	---	0	1-0	1-0
1	Andrew Mukuba, S	*43	*29	---	---	*17	*66	*65	*46	*45	*69	*41	37	*63	*59	580	12-11	25-21
98	Myles Murphy, DE	*29	*34	*38	49	*49	*41	*56	*45	*47	52	*30	*60	*50	---	580	13-11	38-27
38	Peter Nearn, S	---	---	---	---	---	---	---	---	---	---	---	---	---	---	---	0-0	1-0
10	Joseph Ngata, WR	*46	*38	*36	*63	*47	*38	*35	*52	*47	*50	*49	*49	*37	*72	659	14-14	45-25
41	Caleb Nix, S	---	---	ST	---	---	---	---	---	---	---	---	---	---	---	0	1-0	1-0
16	Myles Oliver, CB	---	---	---	---	---	---	---	---	---	---	---	---	---	ST	0	1-0	1-0
33	Ruke Orhororo, DT	35	*37	*34	*30	*50	*38	*41	25	22	33	*35	*49	33	*34	496	14-9	41-18
7	Kobe Pace, RB	21	23	18	3	11	---	---	---	---	---	19	2	6	---	103	8-0	28-6
64	Payton Page, DT	12	19	23	19	17	21	18	6	14	9	11	8	12	24	213	14-0	26-0
55	Walker Parks, OL	*69	*55	*58	*90	*63	*64	*68	*86	*70	---	*78	*68	*42	*105	916	13-13	37-26
91	Zaire Patterson, DE	---	---	---	---	---	---	---	---	---	---	---	---	---	---	---	0-0	1-0
59	Dietrick Pennington, OL	---	---	12	---	---	---	---	---	---	---	6	---	10	---	28	3-0	4-0
25	Jalyn Phillips, S	*27	*18	*49	*52	*39	*66	*57	*46	*43	*69	*41	*45	*64	*51	667	14-14	51-21
29	B.T. Potter, PK/P	*ST	*ST	*ST	*ST	*ST	*ST	*ST	*ST	*ST	*ST	*ST	*ST	*ST	*ST	0	14-14	69-54
40	Luke Price, TE	4	6	6	6	5	3	10	7	ST	3	4	5	6	3	68	14-0	39-1
23	Toriano Pride Jr., CB	6	20	48	51	61	*42	2	ST	ST	7	7	2	26	*61	333	14-2	14-2
56	Will Putnam, OL	*69	*53	*60	*90	*69	*64	*68	*86	*70	*74	*78	*68	*42	*105	996	14-14	47-36
8	Adam Randall, WR	---	---	18	19	16	23	28	32	23	24	26	17	*35	29	290	12-1	12-1
32	Etinosa Reuben, DT	3	14	4	---	10	13	6	---	---	3	---	---	3	---	56	8-0	30-1
97	Andrew Roberts, DE	---	---	ST	---	---	---	---	---	---	---	ST	---	---	---	0	2-0	2-0
90	Gabriel Robinson, DT	2	3	---	---	---	---	---	---	---	---	1	---	2	---	8	4-0	6-0
35	Elijah Rodgers, CB	ST	5	ST	---	---	ST	---	---	---	---	---	---	4	---	9	5-0	6-0
50	Collin Sadler, OL	10	4	9	---	---	---	---	---	---	---	---	---	---	---	23	3-0	3-0
85	Josh Sapp, TE	---	---	3	---	---	---	---	---	---	---	---	---	2	---	5	2-0	2-0
32	Wise Segars Jr., RB	---	---	ST	---	---	---	---	---	---	---	---	---	---	---	0	1-0	1-0
1	Will Shipley, RB	*31	*21	*29	*68	*40	*36	*43	*60	*49	*55	*46	*57	*36	*75	646	14-14	24-19
22	Trenton Simpson, LB	*46	*41	*47	*73	*57	*47	*59	*52	*52	---	*20	*53	*69	---	616	12-12	37-27

2022 PARTICIPATION

#	Player	GAT	FUR	LAT	WFU	NCS	BOC	FSU	SYR	UND	LOU	MIA	USC	UNC	TEN	Total	2022 G-S	Career G-S
89	Jack Smith, P	---	---	---	---	---	---	---	---	---	---	---	---	ST	---	0	1-0	1-0
13	Brannon Spector, WR	*33	*27	*19	25	6	19	18	13	21	*39	*58	5	2	15	300	14-5	28-6
15	Troy Stellato, WR	---	---	---	---	---	---	---	---	---	---	---	---	---	---	---	0-0	2-0
93	Caden Story, DT	---	4	---	---	---	---	---	---	---	---	---	---	---	---	4	1-0	1-0
39	Aidan Swanson, P/PK	*ST	*ST	*ST	*ST	*ST	*ST	*ST	*ST	*ST	*ST	*ST	*ST	*ST	*ST	0	14-14	22-14
88	Clay Swinney, WR	---	---	1	---	---	---	---	---	---	---	---	---	---	---	1	1-0	1-0
81	Drew Swinney, WR	10	4	8	ST	ST	ST	ST	ST	ST	1	15	7	7	13	65	14-0	40-0
14	Kevin Swint, DE	23	30	27	16	19	22	2	ST	14	4	6	4	8	---	175	13-0	33-0
74	Marcus Tate, OL	*69	*53	*62	*90	*69	*64	*65	*83	*70	*74	*10	---	---	---	709	11-11	24-19
16	Will Taylor, WR	10	3	9	ST	ST	ST	ST	2	2	---	---	---	3	---	29	10-0	15-0
20	Domonique Thomas, RB	10	4	3	---	---	---	---	---	---	---	---	---	4	---	21	4-0	4-0
3	Xavier Thomas, DE	---	---	---	---	---	6	32	14	---	---	---	---	---	---	52	3-0	49-19
54	Jeremiah Trotter Jr., LB	*40	*31	*43	*45	*37	*36	*56	*50	*37	*69	*29	*63	*73	*69	678	14-14	27-14
54	Mason Trotter, OL	---	---	---	---	---	---	---	---	---	---	---	---	---	---	---	0-0	20-7
73	Bryn Tucker, OL	10	14	11	---	6	---	---	---	---	---	1	ST	6	ST	48	8-0	17-0
22	Cole Turner, WR	---	---	---	---	---	---	---	---	---	---	8	---	9	85	102	3-0	3-0
5	DJ Uiagalelei, QB	*69	*54	*58	*90	*69	*64	*68	*56	*68	*68	*78	*68	*6	---	816	13-13	36-28
24	Tyler Venables, S	30	35	48	23	38	---	7	18	20	3	---	---	---	18	240	10-0	34-2
41	Jonathan Weitz, PK	---	---	---	---	---	---	---	---	---	---	ST	---	---	---	0	1-0	7-0
20	Nate Wiggins, CB	49	33	---	*63	*75	*65	*71	*59	*52	*64	*44	*68	*55	*69	767	13-11	24-11
17	Billy Wiles, QB	---	---	---	---	---	---	---	---	---	---	---	---	---	---	---	0-0	1-0
0	Antonio Williams, WR	26	27	33	*63	*55	*40	36	*63	*54	*66	*54	*54	*35	*84	690	14-10	14-10
6	E.J. Williams, WR	26	23	14	26	8	15	27	12	22	26	10	33	ST	---	242	13-0	33-6
99	Greg Williams, DE	7	17	---	---	---	6	---	---	---	---	1	---	---	---	31	4-0	19-0
76	John Williams, OL	---	---	5	---	---	---	---	---	---	---	7	---	10	---	22	3-0	5-0
8	Tré Williams, DT	17	19	---	---	8	26	18	6	4	10	9	11	4	10	142	12-0	25-1
17	Wade Woodaz, LB	8	10	16	ST	ST	6	ST	1	ST	20	ST	14	*64	41	180	14-1	14-1

* - start; ST - special teams only; Note: Numbers do not necessarily denote official plays, but rather non-special-team snaps; **bold** denotes a Clemson home game.

2022 GAME-BY-GAME STARTERS

Position	GAT	FUR	LAT	WFU	NCS	BOC	FSU	SYR	UND	LOU	MIA	USC	UNC	TEN
LT	McFadden	McFadden	McFadden	McFadden	McFadden	McFadden	McFadden	McFadden	McFadden	McFadden	McFadden	McFadden	McFadden	McFadden
LG	Tate	Tate	Tate	Tate	Tate	Tate	Tate	Tate	Tate	Tate	Tate	Tate	Mayes	Mayes
C	Putnam	Putnam	Putnam	Putnam	Putnam	Putnam	Putnam	Putnam	Putnam	Putnam	Putnam	Putnam	Putnam	Putnam
RG	Parks	Parks	Parks	Parks	Parks	Parks	Parks	Parks	Parks	Mayes	Parks	Parks	Parks	Parks
RT	Bl. Miller	Bl. Miller	Bl. Miller	Bl. Miller	Bl. Miller	Bl. Miller	Bl. Miller	Bl. Miller	Bl. Miller	Bl. Miller	Bl. Miller	Bl. Miller	Bl. Miller	Bl. Miller
TE	D. Allen	D. Allen	D. Allen	D. Allen	D. Allen	D. Allen	D. Allen	D. Allen	D. Allen	D. Allen	D. Allen	D. Allen	D. Allen	D. Allen
WR	Ngata	Ngata	Ngata	Ngata	Ngata	Ngata	Ngata	Ngata	Ngata	Ngata	Ngata	Ngata	Ngata	Ngata
QB	Uiagalelei	Uiagalelei	Uiagalelei	Uiagalelei	Uiagalelei	Uiagalelei	Uiagalelei	Uiagalelei	Uiagalelei	Uiagalelei	Uiagalelei	Uiagalelei	Uiagalelei	Klubnik
RB	Shiple	Shiple	Shiple	Shiple	Shiple	Shiple	Shiple	Shiple	Shiple	Shiple	Shiple	Shiple	Shiple	Shiple
WR/RB	Spector	Spector	Spector	A. Williams	A. Williams	A. Williams	Mafah	A. Williams	A. Williams	A. Williams	A. Williams	A. Williams	A. Williams	A. Williams
WR/TE	B. Collins	B. Collins	B. Collins	B. Collins	B. Collins	B. Collins	B. Collins	B. Collins	B. Collins	Spector	Spector	B. Collins	Randall	Briningstool
DE	Henry	Henry	Henry	Henry	Henry	Henry	Henry	Henry	Henry	Henry	Henry	Henry	Henry	Henry
DT/CB/FS	Bresee	Bresee	M. Greene	Bresee	Orhororo	Orhororo	Orhororo	Bresee	Bresee	Bresee	Orhororo	Orhororo	Woodaz	Orhororo
DT	T. Davis	Orhororo	Orhororo	Orhororo	T. Davis	T. Davis	T. Davis	T. Davis	T. Davis	T. Davis	T. Davis	T. Davis	T. Davis	T. Davis
DE	Murphy	Murphy	Murphy	Mascoll	Murphy	Murphy	Murphy	Murphy	Murphy	Mascoll	Murphy	Murphy	Murphy	Bresee
SLB/CB/SS	Carter	Carter	Carter	Carter	Carter	Carter	Carter	M. Greene	Carter	Mickens	Simpson	Simpson	Simpson	Mickens
MLB	J. Trotter	J. Trotter	J. Trotter	J. Trotter	J. Trotter	J. Trotter	J. Trotter	J. Trotter	J. Trotter	J. Trotter	J. Trotter	J. Trotter	J. Trotter	J. Trotter
WLB	Simpson	Simpson	Simpson	Simpson	Simpson	Simpson	Simpson	Simpson	Simpson	Carter	Carter	Carter	Carter	Carter
CB	Jones	Jones	Jones	Wiggins	Wiggins	Wiggins	Jones	Jones	Jones	Jones	Jones	Jones	Jones	Pride
SS	Mukuba	Mukuba	Mickens	Mickens	Mickens	Mukuba	Mukuba	Mukuba	Mukuba	Mukuba	Mukuba	Mickens	Mukuba	Mukuba
FS	Phillips	Phillips	Phillips	Phillips	Phillips	Phillips	Phillips	Phillips	Phillips	Phillips	Phillips	Phillips	Phillips	Phillips
CB	F. Davis	F. Davis	F. Davis	F. Davis	Mukuba	Pride	Wiggins	Wiggins	Wiggins	Wiggins	Wiggins	Wiggins	Wiggins	Wiggins
PK	Potter	Potter	Potter	Potter	Potter	Potter	Potter	Potter	Potter	Potter	Potter	Potter	Potter	Potter
P	Swanson	Swanson	Swanson	Swanson	Swanson	Swanson	Swanson	Swanson	Swanson	Swanson	Swanson	Swanson	Swanson	Swanson

Note: **bold** denotes a Clemson home game.

2022 SUPERLATIVES

TEAM

Category	2022 Clemson Team High	Clemson Team Record	2022 Opponent Team High	Opponent Team Record
Total Offense	559 vs. Wake Forest, 9-24	756 vs. Wake Forest, 10-31-1981	460 by Florida State, 10-15	771 by Florida State, 11-4-2000
Plays	101 vs. Tennessee, 12-30	102 vs. NC State, 11-17-2012	79 by North Carolina, 12-3	99 by South Carolina, 11-12-1968 by Louisville, 10-1-2016
Yards Per Play	7.0 vs. Louisiana Tech, 9-17	11.6 vs. Louisville, 11-3-2018	6.6 by Wake Forest, 9-24	9.3 by Florida State, 11-4-2000
Rushing Yards	293 vs. Syracuse, 10-22	615 vs. Georgia Tech, 10-17-1903	263 by Notre Dame, 11-5	478 by Tulane, 11-18-1944
Carries	60 vs. Syracuse, 10-22	78 vs. Duke, 10-20-1979	47 by Notre Dame, 11-5	82 by North Carolina, 11-15-1969
Yards Per Carry	7.2 vs. Louisiana Tech, 9-17	13.3 vs. Louisville, 11-3-2018	6.1 by Florida State, 10-15	
Rushing Touchdowns	4 vs. Louisiana Tech, 9-17	11 vs. Presbyterian College, 9-25-1948	2 by many (3)	
Passing Yards	371 vs. Wake Forest, 9-24	580 vs. Pittsburgh, 11-12-2016	360 by South Carolina, 11-26	521 by Florida State, 11-4-2000
Completions	30 vs. Tennessee, 12-30	52 vs. Pittsburgh, 11-12-2016	31 by Furman, 9-10	39 by Texas Tech, 12-23-2002
Passing Attempts	56 vs. Tennessee, 12-30	70 vs. Pittsburgh, 11-12-2016	48 by NC State, 10-1	59 by Louisiana Tech, 12-31-2001
Completion % ^(10 comp.)	80.0 vs. North Carolina, 12-3	88.2 vs. The Citadel, 9-16-1978	77.5 by Furman, 9-10	84.6 by NC State, 10-20-1990
Passing Efficiency ^(10 comp.)	182.4 vs. Florida State, 10-15	262.9 vs. Furman, 9-15-2007	234.9 by Wake Forest, 9-24	257.6 by Ohio State, 1-1-2021
Passing Touchdowns	5 vs. Wake Forest, 9-24	7 vs. Georgia Tech, 10-17-2020	6 by Wake Forest, 9-24	6 by many (4)
Longest Pass	68 vs. North Carolina, 12-3	97 vs. Virginia, 11-16-1974	72 by South Carolina, 11-26	98 by Florida State, 11-4-2000
First Downs	34 vs. Tennessee, 12-30	40 vs. South Carolina, 11-26-2016	28 by Wake Forest, 9-24 by Florida State, 10-15	35 by Maryland, 11-17-1984
Total Touchdowns	6 vs. Louisiana Tech, 9-17 vs. Wake Forest, 9-24	12 vs. Wake Forest, 10-31-1981	6 by Wake Forest, 9-24	10 by West Virginia, 1-4-2012
Points	51 vs. Wake Forest, 9-24	122 vs. Guilford, 10-5-1901	45 by Wake Forest, 9-24	74 by Alabama, 11-14-1931
Field Goals	3 vs. Wake Forest, 9-24 vs. NC State, 10-1	6 vs. Texas A&M, 9-3-2005 vs. Boston College, 9-19-2009	2 by many (3)	6 by Duke, 10-16-1976
Punting Average ^(10 punts)	45.8 vs. Florida State, 10-15	56.7 vs. Wake Forest, 11-1-1986	53.7 by South Carolina, 11-26	57.7 by Wake Forest, 11-16-2019
Time of Possession	38:15 vs. Miami (Fla.), 11-19	42:58 vs. North Carolina, 11-7-1992	34:45 by Furman, 9-10	41:52 by North Texas, 9-4-2010
Penalties	10 vs. Wake Forest, 9-24	20 vs. NC State, 10-13-2001	10 by many (3)	21 by Mississippi State, 12-30-1999
Penalty Yards	120 vs. Wake Forest, 9-24	181 vs. NC State, 10-13-2001	105 by Tennessee, 12-30	188 by Mississippi State, 12-30-1999
Turnovers	4 vs. Syracuse, 10-22	10 vs. Florida, 10-11-1952	4 by Louisiana Tech, 9-17	9 by Georgia, 9-19-1981
Third-Down Conversions	16 vs. Wake Forest, 9-24	16 vs. Wake Forest, 9-24-2022	10 by Furman, 9-10	15 by Georgia, 9-21-1985
Third-Down Conversion %	73.7 vs. Miami (Fla.), 11-19	100.0 vs. Wake Forest, 10-31-1981	56.3 by North Carolina, 12-3	72.7 by Florida State, 9-11-1993
Field Position	38 vs. Georgia Tech, 9-5 vs. Florida State, 10-15	49 vs. Florida Atlantic, 9-2-2006	36 by Furman, 9-10	50 by Wake Forest, 10-7-2006
Punt Return Yards	48 vs. Georgia Tech, 9-5	227 vs. Georgia Tech, 9-26-1987	42 by Notre Dame, 11-5	150 by Florida State, 9-20-1997
Kickoff Return Yards	89 vs. Tennessee, 12-30	286 vs. Florida State, 9-25-2004	42 by Boston College, 10-8 by South Carolina, 11-26	290 by North Carolina, 10-22-2011
Interception Return Yards	98 vs. North Carolina, 12-3	143 vs. Maryland, 10-31-1970	97 by Notre Dame, 11-5	166 by Auburn, 11-21-1953
Interceptions By Defense	3 vs. Louisiana Tech, 9-17	6 vs. South Carolina, 11-27-1971 vs. NC State, 9-30-1995	2 by Syracuse, 10-22 by Notre Dame, 11-5	7 by South Carolina, 10-25-1945
Fumble Return Yards	3 vs. Boston College, 10-8	93 vs. Virginia, 9-19-1998	90 by Syracuse, 10-22	103 by West Virginia, 1-4-2012
Sacks	5 vs. Syracuse, 10-22 vs. Miami (Fla.), 11-19	12 vs. Furman, 9-7-1996	4 by Notre Dame, 11-5 by Tennessee, 12-30	7 by many (3)

INDIVIDUAL

Category	2022 Clemson Individual Best	Clemson Individual Record	2022 Opponent Individual Best	Opponent Individual Record
Total Offense	423 by DJ Uiagalelei vs. Wake Forest, 9-24	588 by Deshawn Watson vs. Pittsburgh, 11-12-2016	355 by Spencer Rattler (South Carolina), 11-26	521 by Joe Burrow (Louisiana State) 1-13-2020
Rushing Yards	172 by Will Shipley vs. Syracuse, 10-22	263 by Raymond Priestner vs. Duke, 11-11-1995	114 by Logan Diggs (Notre Dame), 11-5	256 by Steve Wadiak (South Carolina), 10-19-1950
Carries	27 by Will Shipley vs. Syracuse, 10-22	36 by many (3)	21 by many (3)	45 by James McDougald (Wake Forest), 10-9-1976
Rushing Touchdowns	2 by Will Shipley, four times by DJ Uiagalelei vs. NC State, 10-1	5 by Stumpy Banks vs. Furman, 10-13-1917 by Maxcey Welch vs. Newberry, 10-17-1930	1 by many (12)	4 by many (4)
Longest Carry	53 by Will Shipley vs. Wake Forest, 9-24	90 by many (3)	44 by Jawhar Jordan (Louisville), 11-12	98 by Steve Atkins (Maryland), 11-18-1978
Passing Yards	371 by DJ Uiagalelei vs. Wake Forest, 9-24	580 by Deshawn Watson vs. Pittsburgh, 11-12-2016	360 by Spencer Rattler (South Carolina), 11-26	521 by Chris Weinke (Florida State), 11-4-2000
Completions	30 by Cade Klubnik vs. Tennessee, 12-30	52 by Deshawn Watson vs. Pittsburgh, 11-12-2016	31 by Tyler Huff (Furman), 9-10	35 by George Godsey (Georgia Tech), 10-28-2000
Passing Attempts	54 by Cade Klubnik vs. Tennessee, 12-30	70 by Deshawn Watson vs. Pittsburgh, 11-12-2016	47 by Devin Leary (NC State), 10-1	57 by Kip Allen (The Citadel), 10-4-1986 by George Godsey (Georgia Tech), 10-28-2000
Completion % ^(10 comp.)	83.3 by Cade Klubnik vs. North Carolina, 12-3	95.0 by Cole Stoudt vs. South Carolina State, 9-7-2013	77.5 by Tyler Huff (Furman), 9-10	100.0 by Darian Durant (North Carolina), 10-20-2001
Passing Efficiency ^(10 comp.)	194.7 by Cade Klubnik vs. North Carolina, 12-3	261.9 by Tajh Boyd vs. Syracuse, 10-5-2013	234.9 by Sam Hartman (Wake Forest), 9-24	257.6 by Justin Fields (Ohio State), 1-1-2021
Passing Touchdowns	5 by DJ Uiagalelei vs. Wake Forest, 9-24	6 by Deshawn Watson vs. North Carolina, 9-27-2014	6 by Sam Hartman (Wake Forest), 9-24	6 by many (3)
Receptions	10 by Antonio Williams vs. Louisville, 11-12	16 by Sammy Watkins vs. Ohio State, 1-3-2014	13 by Ryan Miller (Furman), 9-10	14 by Kelly Campbell (Georgia Tech), 10-28-2000 by Emeka Emezie (NC State), 9-25-2021
Receiving Yards	101 by Cole Turner vs. North Carolina, 12-3	227 by Sammy Watkins vs. Ohio State, 1-3-2014	163 by Tyler Hudson (Louisville), 11-12	249 by Peter Warrick (Florida State), 9-20-1997
Receiving Touchdowns	2 by Davis Allen vs. Wake Forest, 9-24	3 by many (9)	2 by many (3)	4 by Torry Holt (NC State), 10-31-1998 by Tavon Austin (West Virginia), 1-4-2012
All-Purpose Yards	242 by Will Shipley vs. Syracuse, 10-22	345 by Sammy Watkins vs. Maryland, 10-15-2011	163 by Tyler Hudson (Louisville), 11-12	496 by Tobias Palmer (NC State), 11-17-2012
Total Touchdowns	2 by three players, six times	5 by Stumpy Banks vs. Furman, 10-13-1917 by Maxcey Welch vs. Newberry, 10-17-1930	2 by many (3)	4 by many (7)
Points	13 by B.T. Potter vs. Wake Forest, 9-24	33 by Maxcey Welch vs. Newberry, 10-17-1930	12 by many (3)	24 by many (7)
Field Goals	3 by B.T. Potter vs. Wake Forest, 9-24 by B.T. Potter vs. NC State, 10-1	6 by Jad Dean vs. Texas A&M, 9-3-2005 by Richard Jackson vs. Boston College, 9-19-2009	2 by many (3)	6 by Vince Fusco (Duke), 10-17-1976
Longest Field Goal	52 by B.T. Potter vs. Wake Forest, 9-24	61 by Spencer Benton vs. Ball State, 9-8-2012	49 by Christopher Dunn (NC State), 10-1	60 by Kevin Butler (Georgia), 9-22-1984
Punting Average ^(10 punts)	45.8 by Aidan Swanson vs. Florida State, 10-15	55.3 by Dale Hatcher vs. Kentucky, 10-2-1982	53.7 by Kai Kroeger (South Carolina), 11-26	
Punt Return Yards	37 by Antonio Williams vs. South Carolina, 11-26	167 by Don Kelley vs. Maryland, 10-20, 1970	41 by Smoke Harris (Louisiana Tech), 9-17	
Kickoff Return Yards	69 by Will Shipley vs. Florida State, 10-15	282 by Justin Miller vs. Florida State, 9-25-2004	42 by Jaelen Gill (Boston College), 10-8 by Xavier Legette (South Carolina), 11-26	
Interception Return Yards	98 by Nate Wiggins vs. North Carolina, 12-4	101 by Willie Underwood vs. South Carolina, 11-22-1980	97 by Benjamin Morrison (Notre Dame), 11-5	128 by Dennis Tabron (Duke), 10-18-1980
Interceptions	1 by many (13)	3 by many (5)	2 by Benjamin Morrison (Notre Dame), 11-5	4 by Jim Dooley (Miami (Fla.)), 1-1-1952
Fumble Return Yards	3 by Payton Page vs. Boston College, 10-8	93 by Antwan Edwards vs. Virginia, 9-19-1998	90 by Ja'Had Carter (Syracuse), 10-22	
Tackles	15 by Jalyn Phillips vs. Florida State, 10-15	27 by Keith Adams vs. South Carolina, 11-20-1999	15 by Tyler Grubbs (Louisiana Tech), 9-17	29 by Ed Stetz (Wake Forest) 10-30-1971
Tackles For Loss	3.5 by Myles Murphy vs. Florida State, 10-15 by Barrett Carter vs. Louisville, 11-12	6 by Keith Adams vs. Duke, 11-6-1999 by Andre Branch vs. Virginia Tech, 10-1-2011	4 by Aaron Beasley (Tennessee), 12-30	4.5 by Jadevon Clowney (South Carolina), 11-24-2012 by Brian Burns (Florida State) 11-11-2017
Sacks	3 by Jeremiah Trotter Jr. vs. North Carolina, 12-4	4 by many (3)	2 by many (4)	4.5 by Jadevon Clowney (South Carolina), 11-24-2012

Note: Numbers in (parentheses) denote minimums; **bold** denotes a Clemson home game.

2022 GAME RECAPS

GAME 1	CLEMSON	41
	GEORGIA TECH	10
	SEPT. 5, 2022 MERCEDES-BENZ STADIUM • ATLANTA, GA.	

No. 4 Clemson defeated Georgia Tech, 41-10, at Mercedes-Benz Stadium on Labor Day night. Clemson's special teams had a superlative performance, as Carson Donnelly and Wade Woodaz both blocked punts to give Clemson multiple punt blocks in a single game for the first time since 2007.

Clemson's defense made an impact on the game's first play from scrimmage, as pressure from defensive end K.J. Henry resulted in safety Andrew Mukuba's first career interception.

In the second quarter, after its first punt block, Clemson opened the scoring on a one-yard touchdown run by running back Will Shipley. Clemson then drove 67 yards in eight plays and extended the lead on a six-yard touchdown pass from quarterback DJ Uiagalelei to wide receiver Beaux Collins. Clemson would carry a 14-3 lead into halftime.

Georgia Tech drew to within four on a 13-yard touchdown pass early in the third quarter. The Tiger offense provided a quick answer to take a 17-10 lead, as B.T. Potter hit a 29-yard field goal with 5:41 to play in the third quarter, capping a 12-play, 63-yard drive.

The field goal started Clemson's run of 27 unanswered points down the stretch to earn the win. Potter converted field goal attempts of 29 and 32 yards, and the first-team offense added rushing touchdowns by Uiagalelei and Shipley before ceding to the second unit, when true freshman quarterback Cade Klubnik led Clemson 66 yards and found Will Taylor in the end zone for a three-yard touchdown pass, pushing the final margin to 41-10.

GAME STATS					
Clemson	0	14	10	17	41
Georgia Tech	0	3	7	0	10
CU Shipley 1 run (Potter kick) 2nd, 9:53, 4-5					
CU B. Collins 6 pass from Uiagalelei (Potter kick) 2nd, 3:52, 8-67					
GT Kelley 45 FG 2nd, 1:15, 9-57					
GT Jenkins 13 pass from Sims (Kelley kick) 3rd, 9:47, 3-42					
CU Potter 29 FG 3rd, 5:41, 12-63					
CU Uiagalelei 9 run (Potter kick) 3rd, 1:18, 9-74					
CU Potter 32 FG 4th, 8:45, 6-26					
CU Shipley 3 run (Potter kick) 4th, 6:27, 4-15					
CU Taylor 3 pass from Klubnik (Potter kick) 4th, 1:35, 10-66					
Attendance - 47,712			Weather - Indoors		
Team Statistics		CU		GT	
First Downs		22		13	
Rushing		119		73	
Passing		23-38		23-36	
Passing Yards		259		164	
Total Offense		378		237	
Rushing (Car-Yards-TD)					
CU Shipley 10-42-2, Mafah 8-28, Uiagalelei 13-19-1, Pace 5-13, Thomas 3-13, Klubnik 1-4					
GT Sims 13-41, Smith 9-30, McDuffie 3-5, Hall 4-1, Carter 1-(-4)					
Passing (Cm-Att-Yards-I-TD)					
CU Uiagalelei 19-32-210-0-1, Klubnik 4-6-49-0-1					
GT Sims 23-36-164-1-1					
Receiving (Rec-Yards-TD)					
CU A. Williams 4-37, Pace 4-22, B. Collins 3-54-1, D. Allen 2-45, D. Swinney 2-26, Taylor 2-23-1, Spector 2-11, Shipley 1-11, Briningstool 1-12, E. Williams 1-8, Ngata 1-7					
GT McCullen 6-54, Jenkins 3-34-1, McDuffie 3-19, Smith 3-16, Hall 3-(-3), Carter 2-24, Benson 2-9, Rutherford 1-10					

GAME 2	FURMAN	12
	CLEMSON	35
	SEPT. 10, 2022 MEMORIAL STADIUM • CLEMSON, S.C.	

No. 5/4 Clemson scored touchdowns on five of its first six drives in a 35-12 win against Furman. Clemson debuted new renovations to Memorial Stadium, including its 7,100-plus-square-foot videoboard, on a cool, overcast afternoon.

The win was Clemson's 35th consecutive victory at home, only the 15th home winning streak of 35 games or more in FBS history.

Quarterback DJ Uiagalelei completed 21-for-27 passes for 231 yards for a career-high 166.7 passer rating. Clemson rushed for 147 yards on 28 carries, led by Will Shipley, who scored two touchdowns.

Clemson's defense held Furman to 12 points, forced two turnovers and recorded two fourth-down stops. The unit registered nine tackles for loss. Five different Clemson players registered at least seven tackles, including LaVonta Bentley, who had three tackles for loss.

Clemson scored touchdowns on each of its first three possessions with two touchdown runs by Shipley bookending a two-yard touchdown pass from Uiagalelei to Jake Briningstool, giving the Tigers a 21-3 lead early in the second quarter. The teams traded touchdowns in the final two minutes of the first half to enter halftime with a 28-9 Clemson advantage.

Clemson opened the second half with a stop on Barrett Carter's first career interception. On the ensuing drive, Beaux Collins toe-tapped a nine-yard pass from Uiagalelei in the right side of the end zone to give Clemson a 35-9 lead. Furman added a field goal with 48 seconds to play in the third quarter, and a scoreless fourth quarter resulted in the 35-12 final score.

GAME STATS					
Furman	3	6	3	0	12
Clemson	14	14	7	0	35
CU Shipley 1 rush (Potter kick) 1st, 11:46, 7-75					
FUR Lepreau 30 FG 1st, 7:58, 8-62					
CU Briningstool 2 pass from Uiagalelei (Potter kick) 1st, 2:35 11-75					
CU Shipley 17 rush (Potter kick) 2nd, 9:10, 9-69					
FUR Miller 25 pass from Huff (Lepreau kick missed) 2nd, 01:53 5-54					
CU Pace 1 rush (Potter kick) 2nd, 00:26, 9-75					
CU B.Collins 9 pass from Uiagalelei (Potter kick) 3rd, 10:08, 5-52					
FUR Lepreau 30 FG 3rd, 0:48, 10-33					
Attendance - 78,302		Weather - Cloudy, 70°			
Team Statistics		FUR		CU	
First Downs		19		22	
Rushing		125		147	
Passing		31-40		22-31	
Passing Yards		259		229	
Total Offense		384		376	
Rushing (Car-Yards-TD)					
FUR Hicks 5-34, Abrams 7-29, Roberto 10-26, Huff 9-25, Anderson 1-5, Thomas 2-7					
CU Shipley 10-68-2, Uiagalelei 5-36, Pace 6-25-1, Mafah 5-20, Klubnik 2-(-2)					
Passing (Cm-Att-Yards-I-TD)					
FUR Huff 31-40-259-1-1					
CU Uiagalelei 21-27-231-1-2, Klubnik 1-4-(-2)-0-0					
Receiving (Rec-Yards-TD)					
FUR Miller 13-05-1, Anderson 6-44, Harris 5-41, Abrams 2-39, Dean 2-10, Roberto 1-27, Shiflett 1-2, Gissinger 1-2					
CU B. Collins 4-57-1, Spector 4-17, Ngata 3-44, A. Williams 3-39, E. Williams 3-38, D. Allen 1-23, D. Collins 1-8, Pace 1-3, Briningstool 1-2-1, Taylor 1-(-2)					

GAME 3	LOUISIANA TECH	20
	CLEMSON	48
	SEPT. 17, 2022 MEMORIAL STADIUM • CLEMSON, S.C.	

Sophomore running back Will Shipley rushed 12 times for a career-high 139 yards and two touchdowns as Clemson used a 35-point second half in a 48-20 victory over Louisiana Tech. Clemson gained 521 total yards, including 280 on the ground, and forced four turnovers, leading to 21 Tiger points.

The Tigers' defense kept the Bulldogs out of the end zone for the first three quarters and held Louisiana Tech to only six total rushing yards. Quarterback DJ Uiagalelei was 17-of-29 for 221 yards and two scores through the air and picked up 62 yards on the ground on nine carries.

Clemson scored on eight of its 13 drives, not including running out the clock on its final possession. With the game set at 13-6 entering the second half, Clemson exploded for three touchdowns, including twice scoring 32-yard touchdowns on one-play drives.

Shipley's performance made him the first Clemson player on record back to 1950 to score multiple rushing touchdowns in each of the first three games of a season. He averaged 11.6 yards per carry and became the first Clemson player to average at least 10 yards per carry on at least 10 attempts since Travis Etienne in the 2020 ACC Championship Game against Notre Dame.

R.J. Mickens, Jeremiah Trotter Jr. and Malcolm Greene all recorded interceptions in the contest, while Kevin Swint recorded his first career fumble recovery on a wild snap.

GAME STATS					
Louisiana Tech	0	6	0	14	20
Clemson	10	3	21	14	48
CU Potter 22 FG 1st, 11:44, 9-70					
CU Shipley 2 run (Potter kick) 1st, 6:24, 6-79					
LAT Barnes 35 FG 2nd, 12:46, 6-34					
CU Potter 36 FG 2nd, 9:36, 9-56					
LAT Barnes 27 FG 2nd, 3:18, 9-74					
CU Shipley 32 run (Potter kick) 3rd, 14:40, 1-32					
CU B. Collins 32 pass from Uiagalelei (Potter kick) 3rd, 3:37, 1-32					
LAT Crosby 3 run (Barnes kick) 4th, 12:52, 8-79					
LAT T. Harris 13 pass from McNeil (Barnes kick) 4th, 9:30, 5-44					
CU A. Williams 19 pass from Uiagalelei (Potter kick) 4th, 6:21 6-65					
CU Pace 3 run (Potter kick) 4th, 4:53 3-12					
Attendance - 80,542		Weather - Clear, 78°			
Team Statistics		LAT	CU		
First Downs		14	25		
Rushing		6	280		
Passing		23-43	20-35		
Passing Yards		311	241		
Total Offense		63-317	74-521		
Rushing (Car-Yards-TD)					
LAT Thornton 4-9, Crosby 12-7-1, Garner 1-6, McNeil 2-(-2), TEAM 1-(-14)					
CU Shipley 12-139-2, Uiagalelei 9-62, Mafah 7-30-1, Adams 3-21, Thomas 2-11, Pace 4-10-1, Klubnik 2-7					
Passing (Cm-Att-Yards-I-TD)					
LAT McNeil 23-42-311-2-1, T. Harris 0-1-0-1-0					
CU Uiagalelei 17-29-221-0-2, Klubnik 2-5-19-0-0, Johnson 1-1-1-0-0					
Receiving (Rec-Yards-TD)					
LAT J. Lewis 7-76, Hebert 5-122, T. Harris 4-56-1, S. Harris 4-14, Magee 2-12, C. Allen 1-31					
CU Ngata 3-54, A. Williams 2-57-1, B. Collins 2-47-1, Spector 2-17, D. Allen 2-16, Briningstool 2-16, Shipley 2-14, Mafah 2-3, Randall 1-11, D. Swinney 1-5, H. Greene 1-1					

2022 GAME RECAPS

GAME 4	CLEMSON	51
	WAKE FOREST	45
	SEPT. 24, 2022 TRUIST FIELD • WINSTON-SALEM, N.C.	

No. 5 Clemson earned a dramatic double-overtime win at No. 21/16 Wake Forest, 51-45. Quarterback DJ Uiagalelei completed 26-of-41 passes for a season-high 371 passing yards and a career-high five touchdown passes in the win.

Clemson accumulated 559 total yards. The Tigers converted 16-of-23 third downs, breaking the school record of 15 third down conversions set against Western Carolina in 1983.

Clemson ran out to an early 14-0 lead on touchdown passes from Uiagalelei in the first quarter. Two Wake Forest touchdowns and two B.T. Potter field goals brought the halftime score to 20-14.

A prolific third quarter by Wake Forest with three touchdown passes gave the Demon Deacons a 35-28 lead entering the fourth quarter. Down 38-35, Potter nailed a 52-yarder with 4:01 remaining in regulation and the Clemson defense then held to force overtime.

The teams traded touchdowns and two-point conversions in the first overtime. Uiagalelei then hit Davis Allen for Allen's second touchdown of the game in the second overtime. A beleaguered Clemson secondary then sealed the win with a fourth-down pass breakup on Wake Forest's possession to give the Tigers their first road overtime win since 2009.

GAME STATS						
Clemson	14	6	8	10	7	6
Wake Forest	7	7	21	3	7	0
CU Briningstool 12 pass from Uiagalelei (Potter kick) 1st, 8:09, 8-88						
CU Spector 41 pass from Uiagalelei (Potter kick) 1st, 5:09, 5-75						
WF Banks 36 pass from Hartman (Dennis kick) 1st, 4:13, 3-75						
CU Potter 24 FG 2nd, 7:49, 10-58						
WF Banks 5 pass from Hartman (Dennis kick) 2nd, 5:49, 6-75						
CU Potter 38 FG 2nd, 0:14, 15-51						
WF D. Greene 28 pass from Hartman (Dennis kick) 3rd, 12:13, 4-68						
WF Whiteheart 19 pass from Hartman (Dennis kick) 3rd, 7:47, 7-70						
CU D. Allen 3 pass from Uiagalelei (B. Collins pass from Uiagalelei) 3rd, 4:29, 9-75						
WF D. Greene 25 pass from Hartman (Dennis kick) 3rd, 1:19 8-75						
CU Shipley 1 run (Potter kick) 4th, 11:16 10-75						
WF Dennis 29 FG 4th, 8:07 7-64						
CU Potter 52 FG 4th, 4:01 7-17						
WF Perry 8 pass from Hartman (Dennis kick) OT ¹ , 5-25						
CU B. Collins 21 pass from Uiagalelei (Potter kick) OT ¹ , 3-25						
CU D. Allen 21 pass from Uiagalelei (Uiagalelei pass failed) OT ² , 3-25						
Attendance - 32,903 Weather - Cloudy, 69°						
Team Statistics			CU		WF	
First Downs			25		28	
Rushing			188		110	
Passing			26-41		20-29	
Passing Yards			371		337	
Total Offense			86-559		68-447	
Rushing (Car-Yards-TD)						
CU Shipley 20-104-1, Uiagalelei 14-52, Mafah 7-26, Pace 3-7, A. Williams 1-(-1)						
WF Ellison 21-73, C. Turner 10-27, Hartman 8-10						
Passing (Cm-Att-Yards-I-TD)						
CU Uiagalelei 26-41-371-0-5						
WF Hartman 20-29-337-0-6						
Receiving (Rec-Yards-TD)						
CU Briningstool 6-72-1, Ngata 4-84, B. Collins 4-60-1, D. Allen 4-36-2, A. Williams 3-51, Shipley 3-15, Spector 1-41-1, E. Williams 1-12						
WF Banks 6-141-2, Perry 4-51-1, Morin 3-17, D. Greene 2-53-2, Whiteheart 2-31-1, K. Williams 2-22, Ellison 1-22						

GAME 5	NC STATE	20
	CLEMSON	30
	OCT. 1, 2022 MEMORIAL STADIUM • CLEMSON, S.C.	

In the first Top 10 matchup in the 90-game history of the Clemson-NC State rivalry, No. 5 Clemson defeated No. 10 NC State at an electric, sold-out Memorial Stadium. Clemson recorded its 37th consecutive home win, tying the longest home winning streak in ACC history.

Clemson's defense recorded three sacks and two turnovers while holding NC State to only 34 rushing yards on 21 carries, the Wolfpack's worst yards-per-carry average (1.6) in ACC play since 2016. Offensively, quarterback DJ Uiagalelei passed for 209 yards and a score and ran for a career-high 73 yards and two touchdowns in the victory.

The teams traded long drives and 20-yard field goals on their opening possessions. NC State took a 10-6 lead in the second quarter, but Uiagalelei drove Clemson 75 yards in 1:20 in a two-minute situation to give Clemson a 13-10 halftime lead.

Coming out of halftime, Clemson forced an NC State three-and-out as Barrett Carter and Myles Murphy both registered sacks. On Clemson's ensuing possession, Uiagalelei rushed 39 yards inside the NC State 10-yard line. Uiagalelei then completed a seven-yard touchdown pass to Jake Briningstool, increasing Clemson's lead to 20-10 early in the third quarter.

Toriano Pride Jr. later recorded his first career interception, setting up B.T. Potter's third field goal of the night to increase Clemson's lead to 23-13. A sneaky playaction bootleg by Uiagalelei for his second rushing touchdown of the night extended the lead to 30-13 until a late NC State touchdown brought the final score to 30-20.

GAME STATS						
NC State	3	7	3	7	20	
Clemson	3	10	7	10	30	
CU Potter 20 FG 1st, 8:22, 13-72						
NCS Dunn 20 FG 1st, 0:19, 15-78						
CU Potter 46 FG 2nd, 5:47, 14-59						
NCS C. Seabrough 2 pass from Leary (Dunn kick) 2nd, 1:51, 9-75						
CU Uiagalelei 1 run (Potter kick) 2nd, 0:31, 8-75						
CU Briningstool 7 pass from Uiagalelei (Potter kick) 3rd, 11:36, 4-58						
NCS Dunn 49 FG 3rd, 9:06, 10-43						
CU Potter 44 FG 4th, 14:16, 7-25						
CU Uiagalelei 9 run (Potter kick) 4th, 3:04, 9-58						
NCS Leary 4 run (Dunn kick) 4th, 0:53 8-75						
Attendance - 81,500 Weather - Cloudy, 69°						
Team Statistics			NCS		CU	
First Downs			20		20	
Rushing			34		145	
Passing			28-48		21-30	
Passing Yards			245		209	
Total Offense			69-279		68-354	
Rushing (Car-Yards-TD)						
NCS Houston 7-32, Sumo-Karngbaye 5-10, Leary 7-0-1, TEAM 2-(-8)						
CU Uiagalelei 14-73-2, Shipley 14-60, Mafah 5-22, Pace 2-4, TEAM 3-(-14)						
Passing (Cm-Att-Yards-I-TD)						
NCS Leary 28-47-245-1-1, De. Jones 0-1-0-0-0						
CU Uiagalelei 21-30-209-0-1						
Receiving (Rec-Yards-TD)						
NCS T. Thomas 9-84, Lesane 6-37, D. Carter 3-54, Da. Jones 3-31, Sumo-Karngbaye 3-28, Houston 2-7, Toudle 1-2, C. Seabrough 1-2-1						
CU A. Williams 5-45, Briningstool 4-54-1, D. Allen 4-21, Shipley 3-37, Ngata 2-19, Randall 1-16, B. Collins 1-14, E. Williams 1-3						

GAME 6	CLEMSON	31
	BOSTON COLLEGE	3
	OCT. 8, 2022 ALUMNI STADIUM • CHESTNUT HILL, MASS.	

No. 5 Clemson scored touchdowns on either side of halftime to pull away from Boston College, 31-3, at Alumni Stadium. The Tigers held the Eagles to 34 rushing yards, piled up 11 tackles for loss and four sacks, broke up eight passes and registered 13 quarterback hurries in the victory.

The Tigers scored 28 unanswered points in the game's final 31 minutes to earn the victory. Clemson shut out the Eagles in the second half, allowing just 86 total yards after halftime. Clemson's three points allowed were its fewest surrendered in its series with Boston College since 1952 when the Tigers shut out the Eagles at Braves Field.

Defensive end Xavier Thomas earned the Leather Helmet Award as the game's most valuable player after a career-high-tying 2.0 sacks in the victory despite playing only six snaps in his return to action from a foot injury suffered in fall camp.

Quarterback DJ Uiagalelei threw for 220 yards and three scores and led the Tigers in rushing for a second consecutive game with 69 yards on 12 carries.

Running back Will Shipley gave Clemson a 10-3 advantage with 45 seconds to play in the first half. Coming out of half, the Tigers came up with a quick stop and then Uiagalelei led the Tigers 73 yards on five plays, hitting Joseph Ngata in stride for a 38-yard score. Clemson added to its lead on the first play of the fourth quarter, as Uiagalelei found Beaux Collins alone in the end zone for a 10-yard score to push the lead to 24-3.

Uiagalelei hit Brannon Spector for a 13-yard touchdown in the fourth quarter, his third touchdown pass of the day to his third different receiver. Uiagalelei had a key rush during the series, picking up 40 yards on third-and-3 to help set up the score.

GAME STATS						
Clemson	3	7	7	14	31	
Boston College	0	3	0	0	3	
CU Potter 35 FG 1st, 11:28, 9-54						
BC Lytton 30 FG 2nd, 14:56, 6-48						
CU Shipley 1 run (Potter kick) 2nd, 0:45, 7-28						
CU Ngata 38 pass from Uiagalelei (Potter kick) 3rd, 11:50, 5-73						
CU B. Collins 10 pass from Uiagalelei (Potter kick) 4th, 14:57, 8-72						
CU Spector 13 pass from Uiagalelei (Potter kick) 4th, 4:22, 6-88						
Attendance - 42,138 Weather - Clear, 55°						
Team Statistics			CU		BC	
First Downs			20		13	
Rushing			144		25	
Passing			18-32		20-42	
Passing Yards			220		220	
Total Offense			64-364		72-245	
Rushing (Car-Yards-TD)						
CU Uiagalelei 12-69, Mafah 7-36, Shipley 10-33-1, A. Williams 2-5, Klubnik 1-1						
BC Coleman 11-37, Garwo 11-15, Flowers 1-(-2), Jurkovec 6-(-14), Morehead 1-(-11)						
Passing (Cm-Att-Yards-I-TD)						
CU Uiagalelei 18-32-220-1-3						
BC Jurkovec 19-40-188-0-0, Morehead 1-2-32-0-0						
Receiving (Rec-Yards-TD)						
CU A. Williams 5-29, B. Collins 4-58-1, Ngata 3-47-1, Spector 2-37-1, D. Allen 2-34, Shipley 1-8, Randall 1-8						
BC Flowers 8-75, Gill 3-35, Garwo 3-31, Jad. Williams 2-41, Franklin 2-7, Tomlin 1-32, Conley 1-(-1)						

2022 GAME RECAPS

GAME 10	LOUISVILLE	16
	CLEMSON	31
	NOV. 12, 2022 MEMORIAL STADIUM • CLEMSON, S.C.	

No. 12 Clemson clinched the final ACC Atlantic Division crown outright with a 31-16 victory against Louisville on Nov. 12. The win extended Clemson's home winning streak six full calendar years since its last home loss.

Wide receiver Antonio Williams registered a career-high 106 all-purpose yards including 83 yards on a Clemson-freshman-record-tying 10 receptions and added a six-yard pass completion as well. Running backs Phil Mafah (106 yards) and Will Shipley (97) led the Tigers to 248 rushing yards on the day.

Clemson's defense registered four sacks and nine tackles for loss. Linebacker Barrett Carter posted eight tackles, 3.5 tackles for loss, two sacks and an interception. He became the first player in the country to register at least 3.5 tackles for loss, 2.0 sacks and an interception in a game between Power Five teams since 2011.

DJ Uiagalelei opened the scoring with an 11-yard rushing touchdown on Clemson's opening drive, and a B.T. Potter field goal extended the lead to 10. A touchdown run by Tiyon Evans got the Cardinals on the board early in the second quarter, but a touchdown pass from Uiagalelei to Williams put Clemson up 17-7 at the half.

Shipley extended Clemson's lead on a highlight reel 25-yard touchdown run in the third quarter, hurdling a defender at the 10-yard line and splitting two more for the score. After a Louisville field goal, Mafah helped seal the victory in the fourth quarter with a 39-yard touchdown for Clemson late in the fourth quarter. Louisville threw a touchdown pass on the game's final play to bring the final score to 31-16.

GAME 11	MIAMI (FLA.)	10
	CLEMSON	40
	NOV. 19, 2022 MEMORIAL STADIUM • CLEMSON, S.C.	

No. 9 Clemson secured its 12th consecutive 10-win season with a 40-10 Senior Day victory against Miami at Memorial Stadium. The win was Clemson's 40th consecutive victory at home and gave Clemson its first lead in its all-time series with Miami.

Clemson held the Hurricanes to just 98 yards of total offense, Miami's third-lowest offensive output in school history. Clemson's balanced offensive attack produced 201 rushing yards and 246 passing yards, as the Tigers tallied 27 first downs to just six for Miami.

DJ Uiagalelei threw and rushed for a touchdown on Clemson's first two possessions, including a seven-yard passing touchdown to Davis Allen and an eight-yard scamper, to give Clemson a 14-0 lead after one quarter. A three-yard touchdown pass to super senior Luke Price and a 32-yard B.T. Potter field goal gave Clemson a 24-0 advantage at halftime.

A low-scoring third quarter featured a 44-yard field goal from Miami's Andres Borregales and a sack for a safety by Clemson's Toriano Pride Jr. Early in the fourth quarter, Miami's briefly cut the lead to two scores with a one-yard touchdown pass that made the score 26-10.

Clemson, however, put together two scoring drives for the game's final 14 points, including a three-yard touchdown run by Will Shipley and a one-yard touchdown run by Kobe Pace.

Linebacker Trenton Simpson recorded 2.0 of Clemson's season-high-tying five sacks on the game. Miami only ran 42 offensive plays, the fewest by a Clemson opponent since 1992 (North Carolina, 42). It marked only the eighth time since 1954 that a Clemson opponent ran 42 or fewer plays in a game.

GAME 12	SOUTH CAROLINA	31
	CLEMSON	30
	NOV. 26, 2022 MEMORIAL STADIUM • CLEMSON, S.C.	

South Carolina overcame a 14-point first-quarter deficit to snap a seven-game losing streak to Clemson and end Clemson's 40-game home winning streak, defeating the Tigers, 31-30, at Memorial Stadium.

Clemson ran for 237 yards but committed three critical turnovers. With 132 rushing yards on 15 carries on Saturday, running back Will Shipley reached 1,000 rushing yards on the season to record the 23rd 1,000-yard rushing season in school history.

Clemson scored first on a 35-yard pick-six by Jeremiah Trotter Jr. Trotter finished the game with eight tackles, 3.0 tackles for loss, 2.0 sacks and an interception return for a touchdown. A DJ Uiagalelei nine-yard rushing touchdown putting Clemson up 14-0 with 5:52 left in the first quarter.

A four-yard second-quarter touchdown pass on fourth-and-goal got South Carolina on the board, and a Clemson safety on an intentional grounding made the score 16-7. Clemson fumbled the ensuing free kick, and a South Carolina touchdown pulled it to 16-14. An Antonio Williams touchdown and a goal-line interception by R.J. Mickens made it a 26-14 Clemson lead at the half.

Touchdowns by South Carolina's Jaheim Bell and Antwane Wells Jr. bookended an 11-yard Shipley touchdown in the third quarter, and South Carolina took its first lead in the fourth quarter on a 35-yard field goal.

Clemson's defense forced late stops. However, a fumble on Clemson's final punt return gave South Carolina the ball back with 2:05 left to play, and a first down on 3rd-and-4 and sealed the 31-30 victory for the Gamecocks.

GAME STATS

Louisville

Clemson

0

10

7

7

3

7

6

7

16

31

CU

Uiagalelei 11 run (Potter kick) 1st, 10:17, 12-75

CU

Potter 19 FG 1st, 2:25, 8-66

LOU

Evans 16 run (J. Turner kick) 2nd, 14:17, 7-80

CU

A. Williams 4 pass from Uiagalelei (Potter kick) 2nd, 0:32, 10-80

CU

Shipley 25 run (Potter kick) 3rd, 10:32, 8-85

LOU

J. Turner 22 FG 3rd, 5:57, 8-70

CU

Mafah 39 run (Potter kick) 4th, 2:13, 1-39

LOU

B. Smith 31 pass from Domann 4th, 0:00, 7-75

Attendance - 80,176

Weather - Cloudy, 66°

Team Statistics

LOU

CU

First Downs

15

26

Rushing

150

248

Passing

23-37

20-28

Passing Yards

250

191

Total Offense

67-400

73-439

Rushing (Car-Yards-TD)

LOU

Jordan 11-73, M. Turner 2-36, Evans 7-28-1, Cunningham 5-20, Domann 5-(-7)

CU

Mafah 10-106-1, Shipley 19-97-1, Uiagalelei 15-32-1, Klubnik 1-13

Passing (Cm-Att-Yards-I-TD)

LOU

Domann 13-23-175-1-1, Cunningham 10-13-75-0-0, B. Smith 0-1-0-0-0

CU

Uiagalelei 19-27-185-0-1, A. Williams 1-1-6-0-0

Receiving (Rec-Yards-TD)

LOU

T. Hudson 11-163, B. Smith 3-46-1, Ford 2-20, Jordan 2-10, Evans 2-2, M. Turner 2-1, Huggins-Bruce 1-8

CU

A. Williams 10-83-1, Briningstool 2-32, Ngata 2-30, D. Allen 1-14, Spector 1-11, E. Williams 1-9, D. Swinney 1-8, Uiagalelei 1-6, Shipley 1-(-2)

GAME STATS

Miami (Fla.)	0	0	3	7	10
Clemson	14	10	2	14	40
CU Allen 7 pass from Uiagalelei (Potter kick) 1st, 9:26, 12-75					
CU Uiagalelei 8 run (Potter kick) 1st, 4:05, 9-57					
CU Price 3 pass from Uiagalelei (Potter kick) 2nd, 6:27, 2-45					
CU Potter 32 FG 2nd, 0:00, 14-76					
MIA Borregales 44 FG 3rd, 5:55, 6-32					
CU Pride Jr. safety 3rd, 1:34					
MIA Brantley 1 pass from Garcia (Borregales kick) 4th, 13:45, 3-10					
CU Shipley 3 run (Potter kick) 4th, 4:40, 8-86					
CU Pace 1 run (Weitz kick) 4th, 0:16, 7-36					
Attendance - 81,340 Weather - Sunny, 56°					
Team Statistics		MIA		CU	
First Downs		6		27	
Rushing		30		201	
Passing		9-18		25-37	
Passing Yards		68		246	
Total Offense		42-98		84-447	
Rushing (Car-Yards-TD)					
MIA Brown 10-22, Parrish 4-12, Knighton 8-10, Garcia 2-(-14)					
CU Uiagalelei 17-89-1, Shipley 17-61-1, Mafah 6-25, Klubnik 2-20, Pace 5-7-1					
Passing (Cm-Att-Yards-I-TD)					
MIA Brown 6-13-53-1-0, Garcia 3-5-15-0-1					
CU Uiagalelei 23-35-233-1-2, Klubnik 2-2-13-0-0					
Receiving (Rec-Yards-TD)					
MIA Mallory 4-42, Young 4-25, Brantley 1-1-1					
CU A. Williams 5-39, D. Allen 4-35-1, Briningstool 3-57, Shipley 3-14, Spector 2-18, D. Swinney 2-13, Randall 1-18, Mafah 1-17, Ngata 1-13, Pace 1-10, Turner 1-9, L. Price 1-1-1					

GAME STATS					
South Carolina	0	14	14	3	31
Clemson	14	9	7	0	30
CU Trotter 35 interception return (Potter kick) 1st, 12:15					
CU Uiagalelei 9 run (Potter kick) 1st, 5:52, 8-90					
SC Wells 4 pass from Rattler (Jeter kick) 2nd, 13:59, 8-51					
CU TEAM safety 2nd, 10:05					
SC Rattler 4 run (Jeter kick) 2nd, 8:24, 4-37					
CU A. Williams 11 pass from Uiagalelei (Potter kick) 2nd, 6:14, 5-75					
SC Bell 2 run (Jeter kick) 3rd, 12:06, 4-26					
CU Shipley 11 run (Potter kick) 3rd, 4:35, 6-47					
SC Wells 72 pass from Rattler (Jeter kick) 3rd, 3:45, 2-75					
SC Jeter 35 FG 4th, 10:54, 10-54					
Attendance - 81,500 Weather - Clear, 65°					
Team Statistics		SC		CU	
First Downs		14		17	
Rushing		55		237	
Passing		25-39		8-29	
Passing Yards		360		99	
Total Offense		70-415		66-336	
Rushing (Car-Yards-TD)					
SC	Bell 9-29-1, Lloyd 11-17, Brooks 1-15, Beal-Smith 2-2, Joyner 1-(-1), TEAM 1-(-2), Rattler 6-(-5)-1				
CU	Shipley 15-132-1, Uiagalelei 12-51-1, Mafah 7-42, Pace 2-8, A. Williams 1-4				
Passing (Cm-Att-Yards-I-TD)					
SC	Rattler 25-39-360-2-2				
CU	Uiagalelei 8-29-99-1-1				
Receiving (Rec-Yards-TD)					
SC	Wells 9-131-2, Adkins 4-62, Brooks 3-33, Vann 2-56, Brown 2-3, Bell 2-2, McDowell 1-65, Stogner 1-5, Lloyd 1-3				
CU	B. Collins 2-65, Shipley 2-13, A. Williams 2-11-1, Ngata 1-7, Briningstool 1-3				

2022 SENIORS & PRO SIGNEES

#84 DAVIS ALLEN, TE

Year	G-S	Snaps	Rec	Yds	Avg	TD	LG
2019	15-1	256	5	53	10.6	0	15
2020	12-0	350	16	247	15.4	4	42
2021	13-10	535	28	208	7.4	3	24
2022	14-14	701	39	443	11.4	5	41
Totals	54-25	1842	88	951	10.8	12	42

#11 BRYAN BRESEE, DT

Year	G-S	Snaps	Hit	Ast	Tot	TFL	Sacks	Int	QP	PBU	CF-RF
2020	12-10	432	21	12	33	6.5-22	4-27	0-0	12	2	1-0
2021	4-4	154	9	6	15	3-20	1-16	1-0	4	0	0-0
2022	10-7	329	13	3	16	5.5-26	3-23	0-0	8	2	0-0
Totals	26-21	915	43	21	64	15-68	9-66	1-0	24	4	1-0

#46 JESIAH CARLTON, LB

Year	G-S	Snaps	Hit	Ast	Tot	TFL	Sacks	Int	QP	PBU	CF-RF
2022	2-0	0	0	0	0	0-0	0-0	0-0	0	0	0-0

#48 DAVID COTE, LB

Year	G-S	Snaps	Hit	Ast	Tot	TFL	Sacks	Int	QP	PBU	CF-RF
2019	3-0	0	0	0	0	0-0	0-0	0-0	0	0	0-0
2020	2-0	4	0	0	0	0-0	0-0	0-0	0	0	0-0
2021	2-0	0	0	0	0	0-0	0-0	0-0	0	0	0-0
2022	5-0	0	0	0	0	0-0	0-0	0-0	0	0	0-0
Totals	12-0	4	0	0	0	0-0	0-0	0-0	0	0	0-0

#60 MAC CRANFORD, OL

Year	G-S	Snaps
2019	3-0	21
2020	1-0	2
2022	2-0	9
Totals	6-0	32

#27 CARSON DONNELLY, S

Year	G-S	Snaps	Hit	Ast	Tot	TFL	Sacks	Int	QP	PBU	CF-RF
2018	1-0	0	0	0	0	0-0	0-0	0-0	0	0	0-0
2019	8-0	0	1	0	1	0-0	0-0	0-0	0	0	0-0
2020	12-0	6	6	0	6	0-0	0-0	0-0	0	0	0-0
2021	13-0	17	4	2	6	0-0	0-0	0-0	0	1	0-0
2022	14-0	26	3	4	7	0-0	0-0	0-0	0	1	0-0
Totals	48-0	49	14	6	20	0-0	0-0	0-0	0	2	0-0

#5 K.J. HENRY, DE

Year	G-S	Snaps	Hit	Ast	Tot	TFL	Sacks	Int	QP	PBU	CF-RF
2018	4-0	39	6	3	9	2-6	0-0	0-0	0	0	0-1
2019	15-0	350	9	13	22	4.5-16	2-11	0-0	3	3	0-0
2020	12-6	384	15	14	29	6-30	3.5-26	0-0	4	2	0-1
2021	13-4	339	17	11	28	6.5-26	4.5-24	0-0	8	0	1-1
2022	14-14	659	38	21	59	9-48	3.5-31	0-0	24	6	1-1
Totals	58-24	1771	85	62	147	28-126	13.5-92	0-0	39	11	2-4

#86 TYE HERBSTREIT, WR

Year	G-S	Snaps	Rec	Yds	Avg	TD	LG
2019	4-0	11	0	0	---	0	---
2020	1-0	1	0	0	---	0	---
2021	3-0	11	0	0	---	0	---
2022	4-0	21	1	4	4.0	0	4
Totals	12-0	44	1	4	4.0	0	4

#12 HUNTER JOHNSON, QB

Year	G-S	Snaps	C-A-I	Yds	TD	LG	Pct	Y/A	Y/C	Y/G	Eff
2017	7-0	76	21-27-1	234	2	78	77.8	8.7	11.1	33.4	167.6
2019*	7-NA	NA	50-108-4	432	1	NA	46.3	4.0	8.6	61.7	75.5
2020*	2-NA	NA	0-0-0	0	0	NA	---	---	---	0.0	---
2021*	3-NA	NA	45-75-4	424	4	NA	60.0	5.7	9.4	141.3	114.4
2022	2-0	16	6-6-0	10	0	6	100.0	1.7	1.7	5.0	114.0
Totals	21-8	NA	122-216-9	1100	7	NA	56.5	5.1	9.0	52.4	101.6

* - Northwestern

Rushing & Total Offense

Year	Car	Yds	Y/C	Y/G	TD	LG	PL	Tot	TDR	Y/G
2017	2	-4	-2.0	-0.6	0	4	29	230	2	32.9
2019*	48	64	1.3	9.1	1	NA	156	496	2	70.9
2020*	0	0	---	0.0	0	---	0	0	0	0.0
2021*	24	-22	-0.9	-7.3	0	NA	99	402	4	134.0
2022	0	0	---	0.0	0	---	6	10	0	5.0
Totals	74	38	0.5	2.0	1	NA	290	1138	8	54.2

* - Northwestern

#30 KEITH MAGUIRE, LB

Year	G-S	Snaps	Hit	Ast	Tot	TFL	Sacks	Int	QP	PBU	CF-RF
2019	4-0	9	1	1	2	1-3	0-0	1-0	0	0	0-0
2020	11-0	100	11	5	16	3-13	0-0	0-0	1	1	1-0
2021	13-0	99	9	6	15	0-0	0-0	0-0	0	1	0-0
2022	14-0	256	30	17	47	3.5-7	0-0	0-0	3	0	0-0
Totals	42-0	464	51	29	80	7.5-23	0-0	1-0	4	2	1-0

#71 JORDAN McFADDEN, OL

Year	G-S	Snaps
2018	3-0	17
2019	14-0	315
2020	12-12	767
2021	13-13	872
2022	14-14	989
Totals	56-39	2960

#98 MYLES MURPHY, DE

Year	G-S	Snaps	Hit	Ast	Tot	TFL	Sacks	Int	QP	PBU	CF-RF
2020	12-6	414	29	22	51	12-59	4-25	0-0	8	1	3-0
2021	13-10	547	23	20	43	14-55	7-38	0-0	12	2	2-0
2022	13-11	580	31	14	45	11-42	6.5-33	0-0	8	3	1-0
Totals	38-27	1541	83	56	139	37-156	17.5-96	0-0	28	6	6-0

#10 JOSEPH NGATA, WR

Year	G-S	Snaps	Rec	Yds	Avg	TD	LG	Car	Yds	TD	KOR
2019	15-0	304	17	240	14.1	3	37	0	0	0	14-325
2020	7-3	122	7	83	11.9	0	19	0	0	0	0-0
2021	9-8	425	23	438	19.0	1	54	0	0	0	0-0
2022	14-14	659	41	526	12.8	2	46	0	0	0	0-0
Totals	45-25	1510	88	1287	14.6	6	54	0	0	0	14-325

#29 B.T. POTTER, PK

Year	G-S	11-29	30-39	40-49	50+	Total	HB	LG	PAT	Pts
2018	15-0	1-1	0-0	0-0	0-0	1-1	0	24	7-7	10
2019	15-15	4-5	3-6	3-7	3-3	13-21	0	52	79-79	118
2020	12-12	5-5	5-8	6-7	2-3	18-23	0	52	61-62	115
2021	13-13	4-4	5-8	10-11	2-3	21-26	0	51	38-38	101
2022	14-14	5-5	7-7	6-10	2-4	20-26	0	52	49-49	109
Totals	69-54	19-20	20-29	25-35	9-12	73-97	0	52	234-235	453

#40 LUKE PRICE, TE

Year	G-S	Snaps	Rec	Yds	Avg	TD	LG
2018	3-0	0	0	0	---	0	---
2019	15-1	203	4	41	10.2	0	19
2021	7-0	36	1	7	7.0	0	7
2022	14-0	68	1	3	3.0	1	3
Totals	39-1	307	6	51	8.5	0	19

#97 ANDREW ROBERTS, DE

Year	G-S	Snaps	Hit	Ast	Tot	TFL	Sacks	Int	QP	PBU	CF-RF
2022	2-0	0	0	0	0	0-0	0-0	0-0	0	0	0-0

#90 JABRIEL ROBINSON, DT

Year	G-S	Snaps	Hit	Ast	Tot	TFL	Sacks	Int	QP	PBU	CF-RF
2021	2-0	3	0	0	0	0-0	0-0	0-0	0	0	0-0
2022	4-0	8	1	0	1	1-2	0-0	0-0	0	0	0-0
Totals	6-0	11	1	0	1	1-2	0-0	0-0	0	0	0-0

#35 ELIJAH RODGERS, CB

Year	G-S	Snaps	Hit	Ast	Tot	TFL	Sacks	Int	QP	PBU	CF-RF
2021	1-0	0	0	0	0	0-0	0-0	0-0	0	0	0-0
2022	5-0	9	0	0	0	0-0	0-0	0-0	0	0	0-0
Totals	6-0	9	0	0	0	0-0	0-0	0-0	0	0	0-0

#22 TRENTON SIMPSON, LB

Year	G-S	Snaps	Hit	Ast	Tot	TFL	Sacks	Int	QP	PBU	CF-RF
2020	12-3	271	24	8	32	6.5-56	4-47	0-0	4	0	1-0
2021	13-12	556	50	28	78	12-59	6-45	0-0	11	3	0-0
2022	12-12	616	51	26	77	4-21	2.5-14	0-0	9	3	2-0
Totals	37-27	1443	125	64	187	25-136	12.5-106	0-0	24	6	3-0

#81 DREW SWINNEY, WR

Year	G-S	Snaps	Rec	Yds	Avg	TD	LG
2018	4-0	17	0	0	---	0	---
2019	8-0	19	2	11	5.5	0	11
2020	5-0	40	3	18	6.0	0	12
2021	9-0	39	1	4	4.0	0	4
2022	14-0	65	8	63	7.9	0	17
Totals	40-0	180	14	96	6.9	0	17

#41 JONATHAN WEITZ, PK

Year	G-S	11-29	30-39	40-49	50+	Total	HB	LG	PAT	Pts
2019	3-0	0-0	0-0	0-0	0-0	0-0	0	---	0-0	0
2020	1-0	0-0	0-0	0-0	0-0	0-0	0	---	1-1	1
2021	2-0	0-0	0-0	0-0	0-0	0-0	0	---	1-1	1
2022	1-0	0-0	0-0	0-0	0-0	0-0	0	---	1-1	1
Totals	7-0	0-0	0-0	0-0	0-0	0-0	0	---	3-3	3

2022 LETTERMEN

FRESHMEN (14)

#	Player	Pos.
58	Holden Caspersen	LS
12	Sherrod Covil Jr.	S
44	Cade Denhoff	DE
26	T.J. Dudley	LB
2	Cade Klubnik	QB
70	Tristan Leigh	OL
10	Jeadyn Lukus	CB
34	Armon Mason	DE
78	Blake Miller	OL
23	Toriano Pride Jr.	CB
8	Adam Randall	WR
22	Cole Turner	WR
0	Antonio Williams	WR
17	Wade Woodaz	LB

* - not returning in 2023

SOPHOMORES (21)

#	Player	Pos.
11	Bryan Bresee*	DT
9	Jake Briningstool	TE
19	DeMonte Capehart	DT
0	Barrett Carter	LB
80	Beaux Collins	WR
3	Dacari Collins*	WR
11	Sage Ennis	TE
45	Philip Florenzo	LS
75	Trent Howard	OL
26	Phil Mafah	RB
39	Bubba McAttee	S
1	Andrew Mukuba	S
55	Payton Page	DT
1	Will Shipley	RB
74	Marcus Tate	OL
16	Will Taylor*	WR
20	Domonique Thomas	RB
54	Jeremiah Trotter Jr.	LB
73	Bryn Tucker	OL
20	Nate Wiggins	CB
8	Tré Williams	DT

* - not returning in 2023

JUNIORS (25)

#	Player	Pos.
42	LaVonta Bentley*	LB
48	David Cote*	LB
60	Mac Cranford*	OL
2	Fred Davis II*	CB
83	Hampton Earle	WR
21	Malcolm Greene*	CB
86	Tye Herbstreit*	WR
30	Keith Maguire*	LB
49	Matthew Maloney*	LB
77	Mitchell Mayes	OL
9	R.J. Mickens	S
98	Myles Murphy*	DE
33	Ruke Orhoro	DT
7	Kobe Pace*	RB
64	Walker Parks	OL
32	Etinosa Reuben*	DT
22	Trenton Simpson*	LB
13	Brannon Spector	WR
39	Aidan Swanson	P/PK
14	Kevin Swint*	DE
5	DJ Uiagalelei*	QB
24	Tyler Venables	S
41	Jonathan Weitz*	PK
6	E.J. Williams*	WR
99	Greg Williams*	DE

* - not returning in 2023

SENIORS (19)

#	Player	Pos.
84	Davis Allen*	TE
46	Jesiah Carlton*	LB
13	Tyler Davis	DT
27	Carson Donnelly*	S
5	K.J. Henry*	DE
12	Hunter Johnson*	QB
6	Sheridan Jones	CB
7	Justin Mascoll	DE
71	Jordan McFadden*	OL
10	Joseph Ngata*	WR
25	Jalyn Phillips	S
29	B.T. Potter*	PK
40	Luke Price*	TE
56	Will Putnam	OL
97	Andrew Roberts*	DE
90	Jabriel Robinson*	DT
35	Elijah Rodgers*	CB
81	Drew Swinney*	WR
3	Xavier Thomas	DE

* - not returning in 2023

2022 LETTERMEN BY POSITION (79)

OFFENSE (33)

OT (3): Tristan Leigh, Jordan McFadden, Blake Miller
OG (4): Mitchell Mayes, Walker Parks, Marcus Tate, Bryn Tucker
C (3): Mac Cranford, Trent Howard, Will Putnam
TE (4): Davis Allen, Jake Briningstool, Sage Ennis, Luke Price
WR (12): Beaux Collins, Dacari Collins, Hampton Earle, Tye Herbstreit, Joseph Ngata, Adam Randall, Brannon Spector, Drew Swinney, Will Taylor, Cole Turner, Antonio Williams, E.J. Williams
QB (3): Hunter Johnson, Cade Klubnik, DJ Uiagalelei
RB (4): Phil Mafah, Kobe Pace, Will Shipley, Domonique Thomas

DEFENSE (41)

DE (9): Cade Denhoff, K.J. Henry, Justin Mascoll, Armon Mason, Myles Murphy, Andrew Roberts, Kevin Swint, Xavier Thomas, Greg Williams
DT (8): Bryan Bresee, DeMonte Capehart, Tyler Davis, Ruke Orhoro, Payton Page, Etinosa Reuben, Jabriel Robinson, Tré Williams
LB (10): LaVonta Bentley, Jesiah Carlton, Barrett Carter, David Cote, T.J. Dudley, Keith Maguire, Matthew Maloney, Trenton Simpson, Jeremiah Trotter Jr., Wade Woodaz
CB (7): Fred Davis II, Malcolm Greene, Sheridan Jones, Jeadyn Lukus, Toriano Pride Jr., Elijah Rodgers, Nate Wiggins
S (7): Sherrod Covil Jr., Carson Donnelly, Bubba McAttee, R.J. Mickens, Andrew Mukuba, Jalyn Phillips, Tyler Venables

SPECIAL TEAMS (5)

PK (2): B.T. Potter, Jonathan Weitz
P (1): Aidan Swanson
LS (2): Holden Caspersen, Philip Florenzo

RETURNING LETTERMEN BY POSITION (46)

OFFENSE (20)

OT (2): Tristan Leigh, Blake Miller
OG (4): Mitchell Mayes, Walker Parks, Marcus Tate, Bryn Tucker
C (2): Trent Howard, Will Putnam
TE (2): Jake Briningstool, Sage Ennis
WR (6): Beaux Collins, Hampton Earle, Adam Randall, Brannon Spector, Cole Turner, Antonio Williams
QB (1): Cade Klubnik
RB (3): Phil Mafah, Will Shipley, Domonique Thomas

DEFENSE (23)

DE (4): Cade Denhoff, Justin Mascoll, Armon Mason, Xavier Thomas
DT (5): DeMonte Capehart, Tyler Davis, Ruke Orhoro, Payton Page, Tré Williams
LB (4): Barrett Carter, T.J. Dudley, Jeremiah Trotter Jr., Wade Woodaz
CB (4): Sheridan Jones, Jeadyn Lukus, Toriano Pride Jr., Nate Wiggins
S (6): Sherrod Covil Jr., Bubba McAttee, R.J. Mickens, Andrew Mukuba, Jalyn Phillips, Tyler Venables

SPECIAL TEAMS (3)

PK (0)
P (1): Aidan Swanson
LS (2): Holden Caspersen, Philip Florenzo

Note: Positions based on 2023.



ANTONIO WILLIAMS LED THE TIGERS
IN RECEPTIONS (56) AND RECEIVING
YARDS (604) AS A FRESHMAN IN 2022.

2022 HONORS & AWARDS

TEAM

- ACC Defensive Line-of-the-Year (College Football Network)
- Cheez-It Bowl National Team-of-the-Week (vs. Syracuse)

#84 DAVIS ALLEN, TE

- Team co-captain
- Second-team All-ACC (College Football Network)
- Third-Team All-ACC
- Third-team All-ACC (PFF)
- Third-team All-ACC (Phil Steele)

#11 BRYAN BRESEE, DT

- Lott IMPACT Trophy Quarterfinalist
- Second-Team All-ACC
- Fourth-team All-ACC (Phil Steele)
- Orange Bowl-FWAA Courage Award Nominee (vs. Furman)

#0 BARRETT CARTER, LB

- Fourth-team All-American (Phil Steele)
- First-team All-ACC (PFF)
- First-team All-ACC (Phil Steele)
- ACC Linebacker-of-the-Week (vs. Louisville)
- All-Bowl Team (PFF)

#80 BEAUX COLLINS, WR

- Academic All-District (CSC)

#13 TYLER DAVIS, DT

- Team co-captain
- Chuck Bednarik Award semifinalist
- Second-team All-American (FWAA)
- Second-team All-American (Phil Steele)
- First-Team All-ACC
- First-team All-ACC (AP)
- First-team All-ACC (Phil Steele)
- Second-team All-ACC (PFF)

#5 K.J. HENRY, DE

- Team co-captain
- Third-team All-American (PFF)
- First-team All-ACC (AP)
- First-team All-ACC (PFF)
- First-team All-ACC (Phil Steele)
- Second-Team All-ACC
- Second-team All-ACC (College Football Network)
- No. 81 in the nation's top-100 players (ESPN)

#2 CADE KLUBNIK, QB

- ACC Championship Game MVP

#71 JORDAN McFADDEN, OL

- Team co-captain
- ACC Jacobs Blocking Trophy
- First-Team All-ACC
- First-team All-ACC (AP)
- First-team All-ACC (Phil Steele)
- Second-team All-ACC (College Football Network)
- Third-team All-ACC (PFF)
- ACC Offensive Lineman-of-the-Week (at Wake Forest)
- ACC Offensive Lineman-of-the-Week (vs. Syracuse)
- Team-of-the-Week (vs. Syracuse) (PFF)

#9 R.J. MICKENS, S

- Third-team All-ACC (PFF)

#78 BLAKE MILLER, OL

- First-team freshman All-American (College Football News)
- First-team freshman All-American (FWAA)
- First-team freshman All-American (On3)
- First-team freshman All-American (PFF)
- ACC Offensive Rookie-of-the-Year (College Football Network)
- Second-team All-ACC (College Football Network)

#98 MYLES MURPHY, DE

- First-Team All-ACC
- Second-team All-ACC (AP)
- Third-team All-ACC (Phil Steele)

B.T. POTTER WAS A LOU GROZA
AWARD SEMIFINALIST IN 2022.



- Bednarik Award Player-of-the-Week (at Florida State)
- Team-of-the-Week (at Wake Forest) (PFF)
- No. 33 in the nation's top-100 players (ESPN)
- Military Bowl 3M STEM Scholar-Athlete

#33 RUKE ORHORHORO, DT

- Third-team All-ACC (PFF)
- Third-team All-ACC (Phil Steele)

#64 WALKER PARKS, OL

- Fourth-team All-ACC (Phil Steele)

#25 JALYN PHILLIPS, S

- Team co-captain
- Fourth-team All-ACC (Phil Steele)

#29 B.T. POTTER, PK

- Lou Groza Award semifinalist
- First-team All-ACC (KS) (College Football Network)
- Second-Team All-ACC
- Second-team All-ACC (AP)
- Second-team All-ACC (Phil Steele)
- Third-team All-ACC (PFF)
- Lou Groza Award Star-of-the-Week (at Wake Forest)

#56 WILL PUTNAM, OL

- First-team All-ACC (College Football Network)
- Third-Team All-ACC
- ACC Offensive Lineman-of-the-Week (vs. Louisiana Tech)
- ACC Offensive Lineman-of-the-Week (vs. Miami (Fla.))

#1 WILL SHIPLEY, RB

- Second-team Academic All-American (CSC)
- Academic All-District (CSC)
- Paul Hornung Award finalist
- Blanchard-Rogers Trophy finalist
- First-Team All-ACC (RB)
- First-Team All-ACC (AP)
- First-Team All-ACC (SP)
- First-team All-ACC (RB) (AP)
- First-team All-ACC (AP) (AP)
- First-team All-ACC (RB) (Phil Steele)
- Second-team All-ACC (RB) (PFF)
- Second-team All-ACC (RB) (College Football Network)

- Doak Walker Award National Running Back-of-the-Week (vs. Syracuse)
- ACC Running Back-of-the-Week (vs. Louisiana Tech)
- ACC Running Back-of-the-Week (at Florida State)
- ACC Running Back-of-the-Week (vs. Syracuse)
- Paul Hornung Award Honor Roll (vs. Louisiana Tech)
- Paul Hornung Award Honor Roll (at Wake Forest)
- Paul Hornung Award Honor Roll (at Florida State)
- Paul Hornung Award Honor Roll (vs. Syracuse)
- No. 40 in the nation's top-100 players (ESPN)

#22 TRENTON SIMPSON, LB

- Butkus Award semifinalist
- Lott IMPACT Trophy semifinalist
- Third-Team All-ACC
- Third-team All-ACC (Phil Steele)

#3 XAVIER THOMAS, DE

- ACC Defensive Lineman-of-the-Week (at Boston College)

#54 JEREMIAH TROTTER JR., LB

- Second-team All-American (AP)
- Third-team All-American (PFF)
- Second-team All-ACC (PFF)
- Second-team All-ACC (Phil Steele)
- Second-team All-ACC (College Football Network)
- ACC Linebacker-of-the-Week (at Florida State)
- ACC Linebacker-of-the-Week (vs. South Carolina)
- Bednarik Award Player-of-the-Week (vs. North Carolina)
- Team-of-the-Week (vs. South Carolina) (PFF)

#5 DJ UIAGALELEI, QB

- ACC Quarterback-of-the-Week (at Wake Forest)
- Manning Award Star-of-the-Week (at Wake Forest)
- Davey O'Brien Award Great 8 (at Wake Forest)
- National Performer-of-the-Week Honorable Mention (at Wake Forest) (CFPA)

#20 NATE WIGGINS, CB

- First-team All-ACC (College Football Network)

#0 ANTONIO WILLIAMS, WR

- First-team freshman All-American (ESPN)
- First-team freshman All-American (On3)
- First-team freshman All-American (PFF)
- Second-team freshman All-American (The Athletic)

2022 ACC FOOTBALL

ATLANTIC DIVISION STANDINGS

Rk	Team	ACC				Overall				N
		W-L	Score	H	A	W-L	Score	H	A	
1.	Clemson	8-0	285-153	4-0	4-0	11-3	465-292	6-1	4-1	1-1
2.	Florida State	5-3	269-151	2-2	3-1	10-3	469-268	5-2	3-1	2-0
3.	Louisville	4-4	218-189	3-1	1-3	8-5	350-249	5-1	2-4	1-0
	NC State	4-4	160-186	3-1	1-3	8-5	316-249	6-1	2-3	0-1
	Syracuse	4-4	177-188	3-1	1-3	7-6	360-300	5-2	2-3	0-1
6.	Wake Forest	3-5	271-270	2-2	1-3	8-5	469-368	5-2	2-3	1-0
7.	Boston College	2-6	151-268	1-3	1-3	3-9	213-364	2-4	1-5	0-0

COASTAL DIVISION STANDINGS

Rk	Team	ACC				Overall				N
		W-L	Score	H	A	W-L	Score	H	A	
1.	North Carolina	6-2	259-206	2-2	4-0	9-5	482-431	3-3	6-0	0-2
2.	Duke	5-3	260-196	3-1	2-2	9-4	427-287	5-1	3-3	1-0
	Pittsburgh	5-3	226-179	3-1	2-2	9-4	407-316	5-2	3-2	1-0
4.	Georgia Tech	4-4	147-218	1-3	3-1	5-7	206-341	2-4	3-3	0-0
5.	Miami (Fla.)	3-5	143-239	0-4	3-1	5-7	283-321	2-5	3-2	0-0
6.	Virginia	1-6	117-185	0-4	1-2	3-7	170-240	2-4	1-3	0-0
	Virginia Tech	1-6	135-190	1-2	0-4	3-8	212-272	2-3	1-5	0-0

2022 ACC HONORS & AWARDS

FIRST-TEAM OFFENSE

Pos.	Player	Team	Pts
QB	Drake Maye	North Carolina	177
RB	Israel Abanikanda	Pittsburgh	187
RB	Will Shipley	Clemson	164
WR	Josh Downs	North Carolina	184
WR	Zay Flowers	Boston College	184
WR	A.T. Perry	Wake Forest	167
TE	Oronde Gadsden	Syracuse	127
AP	Will Shipley	Clemson	166
OT	Jordan McFadden	Clemson	159
OT	Graham Barton	Duke	132
OG	Dillan Gibbons	Florida State	131
OG	Marcus Minor	Pittsburgh	119
OG	Chandler Zavala	NC State	119
C	Grant Gibson	NC State	132

SECOND-TEAM OFFENSE

Pos.	Player	Team	Pts
QB	Jordan Travis	Florida State	98
RB	Sean Tucker	Syracuse	140
RB	Trey Benson	Florida State	137
WR	Jared Wayne	Pittsburgh	114
WR	Tyler Hudson	Louisville	109
WR	Johnny Wilson	Florida State	81
TE	Will Mallory	Miami (Fla.)	94
AP	Josh Downs	North Carolina	81
OT	Matthew Bergeron	Syracuse	114
OT	Robert Scott	Florida State	69
OG	Sean Maginn	Wake Forest	88
OG	Caleb Chandler	Louisville	81
C	Bryan Hudson	Louisville	57

THIRD-TEAM OFFENSE

Pos.	Player	Team	Pts
QB	Sam Hartman	Wake Forest	82
RB	Henry Parrish Jr.	Miami (Fla.)	49
RB	Justice Ellison	Wake Forest	38
WR	Jalon Calhoun	Duke	68
WR	Antoine Green	North Carolina	56
WR	Keytaon Thompson	Virginia	50
TE	Davis Allen	Clemson	52
AP	Sean Tucker	Syracuse	64
OT	Matt Goncalves	Pittsburgh	66
OT	Asim Richards	North Carolina	62
OG	D'Mitri Emmanuel	Florida State	57
OG	Jake Kradel	Pittsburgh	50
C	Will Putnam	Clemson	51

FIRST-TEAM SPECIALISTS

Pos.	Player	Team	Pts
PK	Christopher Dunn	NC State	177
P	Lou Hedley	Miami (Fla.)	133
SP	Will Shipley	Clemson	131

SECOND-TEAM SPECIALISTS

Pos.	Player	Team	Pts
PK	B.T. Potter	Clemson	86
P	Daniel Sparks	Virginia	97
SP	M.J. Devonshire	Pittsburgh	89

THIRD-TEAM SPECIALISTS

Pos.	Player	Team	Pts
PK	James Turner	Louisville	72
P	Ben Kiernan	North Carolina	53
SP	Jalon Calhoun	Duke	74

Accomplishment	Player	Team
Champion		Clemson
Player-of-the-Year	Drake Maye	North Carolina
Offensive Player-of-the-Year	Drake Maye	North Carolina
Defensive Player-of-the-Year	Calijah Kancey	Pittsburgh
Rookie-of-the-Year	Drake Maye	North Carolina
Offensive Rookie-of-the-Year	Drake Maye	North Carolina
Defensive Rookie-of-the-Year	Patrick Payton	Florida State
Coach-of-the-Year	Dave Clawson	Wake Forest
Jacobs Blocking Trophy	Jordan McFadden	Clemson
Brian Piccolo Award	Sam Hartman	Wake Forest
Jim Tatum Award	Dillan Gibbons	Florida State

FIRST-TEAM DEFENSE

Pos.	Player	Team	Pts
DE	Jared Verse	Florida State	162
DE	Myles Murphy	Clemson	112
DT	Calijah Kancey	Pittsburgh	160
DT	Tyler Davis	Clemson	116
LB	Cedric Gray	North Carolina	128
LB	Yasir Abdullah	Louisville	116
LB	SirVocea Dennis	Pittsburgh	116
CB	Aydan White	NC State	117
CB	Anthony Johnson	Virginia	84
S	Kam Kinchens	Miami (Fla.)	139
S	Jammie Robinson	Florida State	129

SECOND-TEAM DEFENSE

Pos.	Player	Team	Pts
DE	K.J. Henry	Clemson	80
DE	Donovan Ezeiruaku	Boston College	75
DT	DeWayne Carter	Duke	95
DT	Bryan Bresee	Clemson	61
LB	Drake Thomas	NC State	108
LB	Nick Jackson	Virginia	75
LB	Ayinde Eley	Georgia Tech	70
CB	Fentrell Cypress	Virginia	69
CB	Storm Duck	North Carolina	65
S	Tanner Ingle	NC State	91
S	Erick Hallett II	Pittsburgh	83

THIRD-TEAM DEFENSE

Pos.	Player	Team	Pts
DE	Yaya Diaby	Louisville	65
DE	Keion White	Georgia Tech	44
DT	Kobie Turner	Wake Forest	53
DT	Cory Durden	NC State	44
LB	Charlie Thomas	Georgia Tech	63
LB	Trenton Simpson	Clemson	58
LB	Mikel Jones	Syracuse	55
CB	Kei'Trel Clark	Louisville	64
CB	Tyrique Stevenson	Miami (Fla.)	42
S	Darius Joiner	Duke	63
S	LaMiles	Georgia Tech	47



IN 2022, CLEMSON HAD NINE WINS AGAINST ACC TEAMS, THREE MORE THAN ANY OTHER SCHOOL.

OFFENSIVE TEAM RECORDS

TEAM	
WINS	
Season:	15*, 2018
Home:	7, 1987, 2011, 2014, 2015, 2017, 2018, 2019
Road:	5, many (last in 2019)
Away From Home:	8, 2016, 2018
Conference:	8, 2015, 2018, 2019, 2020, 2022
Vs. ACC Teams:	9, 2015, 2018, 2019, 2020, 2022
By 1-7 Points:	7, 2016
By 14+ Points:	13, 2018
Without Trailing:	11, 2019
Vs. Top-25 Teams:	6, 2017
By a Class:	55, Seniors of 2018, 2019
Win % By Class:	93.2 (55-4), Seniors of 2018, 2019

TOTAL OFFENSE	
PLAYS	
Game:	102 vs. NC State, 11-17-2012 (58 rush, 44 pass)
Season:	1,221, 2016
Per Game:	81.7, 2012 (1,062 in 13 games)
YARDS	
Half:	487 vs. Duke, 11-3-2012 (1st)
Game:	756 vs. Wake Forest, 10-31-1981
Season:	7,931*, 2019
Per Game:	528.7, 2019 (7,931 in 15 games)
400-Yard Games:	15, 2018
500-Yard Games:	12, 2015
600-Yard Games:	5, 2019
700-Yard Games:	2, 2012

YARDS PER PLAY	
Game:	11.6 vs. Louisville, 11-3-2018 (57-661)
Season:	7.4, 2019 (1075-7931)

RUSHING	
CARRIES	
Game:	78 vs. Duke, 10-20-1979
Season:	741, 1978
Per Game:	61.8, 1978 (741 in 12 games)
RUSHING YARDS	
Game:	615 vs. Georgia Tech, 10-17-1903
Modern:	536 vs. Wake Forest, 10-31-1981
Season:	3,723, 2018
Per Game:	289.1, 1978 (3,469 in 12 games)
200-Yard Games:	11, 1978, 1986, 2015
300-Yard Games:	5, 1978, 2018
YARDS PER CARRY	
Game:	13.3 vs. Louisville, 11-3-2018 (37-492)
Season:	6.6, 2018 (568-3723)

PASSING	
MOST ATTEMPTS	
Game:	70 vs. Pittsburgh, 11-12-2016
Season:	629, 2016
Per Game:	41.9, 2016 (629 in 15 games)
FEWEST ATTEMPTS	
Game:	0 vs. South Carolina, 10-25-1956
Season:	65, 1938
Per Game:	7.2, 1938 (65 in 9 games)
MOST COMPLETIONS	
Game:	52 vs. Pittsburgh, 11-12-2016
Season:	422*, 2016
Per Game:	28.1, 2016 (422 in 15 games)
FEWEST COMPLETIONS	
Game:	0 vs. many (last vs. Virginia Tech, 11-3-1956)
Season:	21, 1944
Per Game:	2.3, 1944 (21 in 9 games)
YARDS PER ATTEMPT	
Game (min 15):	18.20 vs. Duke, 10-19-1963 (20-364)
Season:	9.86, 1950 (143-1411)
YARDS PER COMPLETION	
Game (min 10):	28.0 vs. Duke, 10-19-1963 (13-364)
Season:	22.8, 1950 (62-1411)

LOWEST INTERCEPTION PERCENTAGE	
Game:	0.0 vs. Alabama, 1-9-2017 (57 attempts)
Season:	1.2, 2020 (6-490)
Per Game:	0.3, 1988 (4 in 12 games)

MOST PASSING YARDS	
Game:	580* vs. Pittsburgh, 11-12-2016
Season:	5,009*, 2016
Per Game:	348.5, 2020 (4,182 in 12 games)
200-Yard Games:	15, 2016
300-Yard Games:	13, 2016

FEWEST PASSING YARDS	
Game:	0 vs. many (last vs. Virginia Tech, 11-3-1956)
Season:	346, 1956
Per Game:	31.5, 1956 (346 in 11 games)

COMPLETION PERCENTAGE	
Game (min 15 att):	88.2 vs. The Citadel, 9-16-1978 (15-17)
Game (min 20 att):	85.2 vs. NC State, 2001 (23-27); Central Michigan, 2007 (23-27)
Season:	69.2, 2013 (341-493)

PASSING EFFICIENCY	
Game (min 15 att):	262.9 vs. Furman, 9-15-2007 (18-22-317-0-4)
Season:	164.2, 2013 (341-493-4330-12-39)

PASSES HAD INTERCEPTED	
Game:	7 vs. South Carolina, 10-25-1945
Season:	24, 1969
Per Game:	2.4, 1969 (24 in 10 games)

SCORING	
TOUCHDOWNS	
Game:	12* vs. Wake Forest, 10-31-1981
Season:	90, 2018
Per Game:	6.0, 2018 (90 in 15 games)
TOUCHDOWNS RUSHING	
Game:	11 vs. Presbyterian, 9-25-1948
Season:	49, 2018
Per Game:	3.5, 1950 (35 in 10 games)
TOUCHDOWNS PASSING	
Game:	7 vs. Georgia Tech, 10-17-2020
Season:	45*, 2016
Per Game:	3.1, 2012 (40 in 13 games)

TOUCHDOWNS BY RETURN	
Game:	3 vs. Georgia, 11-7-1914 (3 PR)
Modern:	2 vs. many (last vs. South Carolina State, 9-7-2013 (2 IR))
Season:	7, 1990 (4 INT, 2 KOR, 1 FR); 2009 (4 KOR, 2 PR, 1 IR)
Per Game:	0.6, 1990 (7 in 12 games)

TOUCHDOWNS BY PUNT RETURN	
Game:	3 vs. Georgia, 11-7-1914
Season:	5, 1948
Per Game:	0.5, 1948 (5 in 11 games)

TOUCHDOWNS BY KICKOFF RETURN	
Game:	2 vs. Florida State, 9-25-2004
Season:	4, 2009
Per Game:	0.3, 2009 (4 in 14 games)

TOUCHDOWNS BY INTERCEPTION RETURN	
Game:	2 vs. Wake Forest, 10-12-1940; South Carolina State, 9-7-2013
Season:	4, 1990
Per Game:	0.3, 1940 (3 in 9 games); 1990 (4 in 12 games)

TOUCHDOWNS BY FUMBLE RETURN	
Game:	1 vs. many
Season:	3, 2020

POINTS	
Game:	122 vs. Guilford, 10-5-1901
ACC Game:	82 vs. Wake Forest, 10-31-1981
Season:	664, 2018
Per Game:	44.3, 2018 (664 in 15 games)

HIGHEST SCORES	
30-Point Games:	12, 2015, 2016, 2018
40-Point Games:	10, 2019
50-Point Games:	7, 2019

SCORING MARGIN	
Game:	+122 (122-0) vs. Guilford, 10-5-1901
Season/Game:	+35.3 in 1900
Modern:	+31.1 in 2018

FIELD GOALS	
Game:	6 vs. Texas A&M, 9-3-2005; Boston College, 9-19-2009
Season:	28*, 2015
Per Game:	2.1, 1980 (23 in 11 games)

FIELD-GOAL ATTEMPTS	
Game:	6 vs. Georgia, 9-17-1983; NC State, 10-26-1991; Maryland, 11-14-1992; Texas A&M, 9-3-2005; NC State, 9-22-2007; Boston College, 9-19-2009
Season:	36, 2007
Per Game:	2.8, 2007 (36 in 13 games)

FIELD-GOAL PERCENTAGE	
Game:	100.0 vs. Texas A&M, 9-3-2005 (6-6); Boston College, 9-19-2009 (6-6)
Season:	94.4, 1984 (17-18)

EXTRA POINTS MADE	
Game:	11 vs. Louisville, 11-3-2018
Season:	88, 2018

EXTRA POINTS ATTEMPTED	
Game:	12 vs. Wake Forest, 10-31-1981
Season:	90, 2018

EXTRA-POINT PERCENTAGE	
Game:	100.0 vs. many
Season:	100.0, 2022 (51-51)

SPECIAL TEAMS	
PUNTS	
Game:	18 vs. Furman, 11-24-1932
Season:	91, 1939
Per Game:	10.0, 1945 (90 in 9 games)

PUNTING YARDS	
Game:	546 vs. Virginia Tech, 9-12-1998
Season:	3,731, 1939
Per Game:	373.1, 1939 (3,731 in 10 games)

PUNTING AVERAGE	
Game (min. 3):	56.7* vs. Wake Forest, 11-1-1986 (3-170)
Season:	44.0, 1984 (56-2463)

PUNT RETURNS	
Game:	11* vs. George Washington, 10-31-1941; Georgia Tech, 9-26-1987
Season:	53, 1945, 1987
Per Game:	5.8, 1941 (52 in 9 games)

PUNT RETURN YARDS	
Game:	227 vs. Georgia Tech, 9-26-1987
Season:	720, 1987
Per Game:	64.8, 1938 (584 in 9 games)

PUNT RETURN AVERAGE	
Game (min. 3):	41.8 vs. Maryland, 10-31-1970 (4-167)
Season:	16.3, 1948 (33-539)

KICKOFF RETURNS	
Game:	10 vs. Georgia Tech, 9-30-1944; West Virginia, 1-4-2012
Season:	63, 2011
Per Game:	6.3, 1946 (57 in 9 games)

KICKOFF RETURN YARDS	
Game:	286* vs. Florida State, 9-25-2004
Season:	1,405, 2011
Per Game:	107.9, 1970 (1,187 in 11 games)

KICKOFF RETURN AVERAGE	
Game (min 3):	55.7 vs. Duke, 11-3-2007 (3-167)
Season:	27.7, 2003 (29-803)

OFFENSIVE TEAM RECORDS

MISCELLANEOUS

THIRD-DOWN CONVERSION PERCENTAGE

Game: 100.0 vs. Wake Forest, 10-31-1981 (12-12)
Season: 51.6, 1978 (99-192)

FIRST DOWNS

Game: 40* vs. South Carolina, 11-26-2016
Season: 403*, 2016
Per Game: 26.9, 2016 (403 in 15 games)

FIRST DOWNS RUSHING

Game: 27 vs. Presbyterian, 9-21-1957; Wake Forest, 10-31-1981
Season: 192, 1978
Per Game: 16.0, 1978 (192 in 12 games)

FIRST DOWNS PASSING

Game: 31* vs. Pittsburgh, 11-12-2016
Season: 235*, 2016
Per Game: 15.7, 2016 (235 in 15 games)

PENALTIES

Game: 20 vs. NC State, 10-13-2001
Season: 104, 1987, 2000
Per Game: 8.7, 1987, 2000 (104 in 12 games)

PENALTY YARDS

Game: 181 vs. NC State, 10-13-2001
Season: 962, 2000
Per Game: 80.2, 2000

TIME OF POSSESSION

Game: 42:58 vs. North Carolina, 11-7-1992
Season: 478:53, 2015
Per Game: 34:15, 1989 (410:57 in 12 games)

FEWEST TURNOVERS

Game: 0 vs. many
Season: 8, 1940
Per Game: 0.9, 1940 (8 in 9 games)

TURNOVER MARGIN

Game: +7 vs. Duke, 10-19-1968; vs. Georgia, 9-19-1981
Season: +23, 1989 (15-38 in 12 games)
Per Game: +2.1, 1940 (+19 in 9 games)

MOST FUMBLES

Game: 14* vs. Presbyterian, 9-19-1953
Season: 49, 1963
Per Game: 4.9, 1963 (49 in 10 games)

FEWEST FUMBLES

Game: 0 vs. many teams
Season: 10, 2019
Per Game: 0.7, 2019 (10 in 15 games)

MOST FUMBLES LOST

Game: 5 vs. many teams
Season: 26, 1963, 1975
Per Game: 2.6, 1963 (26 in 10 games)

FEWEST FUMBLES LOST

Game: 0 vs. many teams
Season: 2*, 1994
Per Game: 0.2, 1994 (2 in 11 games)

* - ACC record

DEFENSIVE TEAM RECORDS

TOTAL DEFENSE

PLAYS

Game: 29 vs. Furman, 11-25-1939
Season: 462, 1943
Per Game: 52.0, 1940 (468 in 9 games)

YARDS

Game: -12 vs. Furman, 11-6-1948
Season: 1,575, 1939
Per Game: 157.5, 1939 (1,575 in 10 games)

YARDS PER PLAY

Game: -0.3 vs. Furman, 11-6-1948
Season: 3.0, 1939

RUSHING

CARRIES

Game: 14 vs. Presbyterian, 9-20-1941
Season: 334, 1941
Per Game: 31.6, 2022 (442 in 14 games)

RUSHING YARDS

Game: -29 vs. Furman, 9-7-1996
Season: 733, 1991
Per Game: 61.1, 1991 (733 in 12 games)

YARDS PER CARRY

Game: -1.5 vs. Furman, 9-20-1941
Season: 1.8, 1991 (402-733)

PASSING

PASSING ATTEMPTS

Game: 0 vs. many
Season: 105, 1938
Per Game: 10.9, 1939 (109 in 10 games)

COMPLETIONS

Game: 0 vs. many
Season: 32, 1939
Per Game: 3.2, 1939 (32 in 10 games)

PASSING YARDS

Game: -4 vs. The Citadel, 11-23-2013
Season: 449, 1939

COMPLETION PERCENTAGE

Game: 0.0 vs. Rice, 10-31-1959 (0-13)
Season: 29.4, 1939

PASSING EFFICIENCY

Season: 48.1, 1951

INTERCEPTIONS

Game: 6 vs. South Carolina, 11-27-1971; NC State, 9-30-1995
Season: 25, 1951
Per Game: 2.5, 1951 (25 in 10 games)

INTERCEPTION RETURN YARDS

Game: 143 vs. Maryland, 10-31-1970
Season: 368, 2008
Per Game: 36.1, 1951 (361 in 10 games)

SPECIAL TEAMS

KICKOFF RETURN YARDS

Game: 0 vs. many
Season: 269, 2020

KICKOFF RETURN YARDS PER RETURN

Game: 0.0 vs. many
Season: 14.7, 1952

PUNT RETURN YARDS

Game: -6 vs. Florida State, 10-27-2018
Season: 44, 2016

PUNT RETURN YARDS PER RETURN

Game: -4.0 vs. Furman, 9-15-2007; Central Michigan, 10-20-2007
Season: 2.7, 1977 (24-65)

BLOCKED PUNTS

Game: 3 vs. Auburn, 1-2-1998
Season: 5, 1944

BLOCKED KICKS

Game: 3 vs. Georgia, 10-7-1995; Auburn, 1-2-1998
Season: 8, 1995

SCORING

POINTS

Game: 0 vs. many
Season: 45, 1939
Per Game: 4.5, 1939 (45 in 10 games)

SHUTOUTS

Season: 7, 1928
Consecutive: 6, 1928
Consecutive vs. ACC: 4*, 1959
Consecutive Quarters vs. ACC: 16*, 1959

TOUCHDOWNS

Game: 0 vs. many
Season: 6, 1939
Per Game: 0.6, 1939 (6 in 10 games)

RUSHING TOUCHDOWNS

Game: 0 vs. many
Season: 5, 1938, 1939, 1979, 1981, 2017
Per Game: 0.4, 2017 (5 in 14 games)

PASSING TOUCHDOWNS

Game: 0 vs. many
Season: 0, 1951

MISCELLANEOUS

SACKS

Game: 12 vs. Furman, 9-7-1996
Season: 54, 2018 (317 yards)
Per Game: 4.2, 1992 (46 in 11 games)

PASS BREAKUPS

Game: 18 vs. The Citadel, 10-4-1986
Season: 96, 1989
Per Game: 8.0, 1989 (96 in 12 games)

RECOVERED FUMBLES

Game: 6 vs. Duke, 10-16-1965
Season: 21, 1956
Per Game: 1.9, 1956 (21 in 11 games)

FUMBLE RETURNS

Game: 2 vs. NC State, 10-4-2014
Season: 6, 1996, 2006

FUMBLE RETURN YARDS

Game: 93 vs. Virginia, 9-19-1998
Season: 161, 2020

FIRST DOWNS

Game: 0 vs. The Citadel, 12-4-1948
Season: 80, 1939
Season vs. ACC: 96*, 1954
Per Game: 8.0, 1939 (80 in 10 games)

TACKLES FOR LOSS

Game: 19 vs. NC State, 10-24-1987
Season: 136, 2018
Per Game: 10.2, 2004 (112 in 11 games)

TURNOVERS FORCED

Game: 9 vs. Georgia, 9-19-1981
Season: 41, 1981
Per Game: 3.4, 1981 (41 in 12 games)

* - ACC record

TEAM GAME BESTS

MOST RUSHING YARDS BY CLEMSON

Yds	Site - Opponent (Score CU-Opp.)	Date
615	A - Georgia Tech (73-0)	10-17-1903
536	H - Wake Forest (82-24)	10-31-1981
516	H - Presbyterian (76-0)	9-22-1945
492	H - Louisville (77-16)	11-3-2018
471	A - Wake Forest (63-3)	10-6-2018
448	H - Furman (41-0)	11-6-1948
440	H - Chattanooga (54-3)	10-3-1992
439	H - Presbyterian (66-0)	9-21-1957
436	H - Presbyterian (55-0)	9-23-1950
436	H - Wake Forest (55-7)	9-16-2000

FEWEST RUSHING YARDS BY CLEMSON

Yds	Site - Opponent (Score CU-Opp.)	Date
-15	A - Boston College (7-14)	10-10-1942
-1	A - Boston College (22-32)	9-26-1947
0	N1 - Alabama (10-34)	8-30-2008
2	N3 - Georgia (3-10)	9-4-2021
3	A - North Carolina (0-24)	11-6-1993
4	N2 - Nebraska (21-26)	1-1-2009
6	H - Wake Forest (14-16)	10-4-1947
8	A - South Carolina (6-33)	10-21-1943
8	H - Virginia Tech (23-41)	10-6-2007
10	A - Maryland (7-21)	10-4-2003

N1 - Atlanta, Ga.; N2 - Jacksonville, Fla. (Gator Bowl)

MOST RUSHING YARDS BY OPPONENT

Yds	Site - Opponent (Score CU-Opp.)	Date
478	A - Tulane (20-36)	11-18-1944
475	A - Oklahoma (3-52)	9-30-1972
458	A - South Carolina (20-56)	11-22-1975
444	A - Wake Forest (20-36)	10-17-1970
437	A - Alabama (0-56)	9-20-1975
434	A - Texas A&M (0-24)	9-14-1974
409	H - NC State (7-45)	10-25-1975
406	A - Maryland (23-41)	11-17-1984

FEWEST RUSHING YARDS BY OPPONENT

Yds	Site - Opponent (Score CU-Opp.)	Date
-29	H - Furman (19-3)	9-7-1996
-21	A - Furman (34-6)	11-22-1941
-21	A - Florida State (59-10)	10-27-2018
-21	H - UConn (44-7)	11-13-2021
-20	H - Utah State (35-6)	10-16-2004
-17	H - Furman (41-0)	11-6-1948
-16	H - Long Beach State (59-0)	9-1-1990
-14	H - Kentucky (24-6)	10-2-1982
-11	A - Furman (14-3)	11-25-1939
-10	H - South Carolina State (54-0)	9-20-2008

MOST RUSHING YARDS BY BOTH TEAMS

Yds	Teams & Yards	Site - (Score CU-Opp.)	Date
707	CU 397, South Carolina 310	H - (41-23)	11-25-1978
697	CU 433, South Carolina 264	H - (39-21)	11-23-1974
690	CU 232, South Carolina 458	A - (20-56)	11-22-1975
671	CU 283, NC State 388	A - (63-3)	10-23-1976
656	CU 323, Georgia Tech 333	N1 - (34-39)	12-5-2009
653	CU 390, North Carolina 263	H - (43-32)	11-9-1974
646	CU 471, Wake Forest 175	A - (63-3)	10-6-2018
635	CU 160, Oklahoma 475	A - (3-52)	9-30-1972
633	CU 398, Presbyterian 235	H - (69-7)	9-17-1949
629	CU 300, North Carolina 329	H - (23-27)	11-6-1976

N1 - Tampa, Fla. (ACC Championship Game)

FEWEST RUSHING YARDS BY BOTH TEAMS

Yds	Teams & Yards	Site - (Score CU-Opp.)	Date
72	CU 41, Florida State 31	H - (28-35)	9-20-1997
86	CU 56, Virginia 30	A - (13-3)	11-22-2008
99	CU 120, Florida State -21	A - (59-10)	10-27-2018
107	CU 47, Boston College 60	H - (17-20)	11-17-2007
108	CU 129, UConn -21	H - (44-7)	11-13-2021
109	CU 46, NC State 63	H - (14-13)	11-6-2010
114	CU 101, Florida State 13	A - (17-23^)	9-20-2014
119	CU 46, South Carolina 73	A - (8-13)	10-21-1954
119	CU 36, Maryland 83	H - (10-7)	10-23-2004
121	CU 56, VMI 65	N1 - (0-0)	9-26-1942

N1 - Lynchburg, Va.

MOST PASSING YARDS BY CLEMSON

Yds	(C-A)	Site - Opponent (Score CU-Opp.)	Date
580	(52-70)	H - Pittsburgh (42-43)	11-12-2016
500	(33-49)	A - Georgia Tech (73-7)	10-17-2020
479	(31-41)	H - The Citadel (61-3)	11-18-2017
468	(24-33)	A - Syracuse (49-14)	10-5-2013
467	(32-42)	H - South Carolina State (73-7)	9-6-2014
439	(29-44)	A - Notre Dame (40-47^^)	11-7-2020
436	(28-39)	H - North Carolina (50-35)	9-27-2014
436	(35-52)	H - Pittsburgh (52-17)	11-28-2020

435	(34-45)	A - Virginia (59-10)	11-2-2013
433	(29-40)	A - Wake Forest (42-13)	10-25-2012

FEWEST PASSING YARDS BY CLEMSON

Yds	(C-A)	Site - Opponent (Score CU-Opp.)	Date
-1	(1-6)	A - Maryland (6-6)	11-10-1956
0	(0-3)	N1 - George Washington (27-0)	11-5-1938
0	(0-4)	H - Presbyterian (32-13)	9-19-1942
0	(0-2)	A - South Carolina (6-33)	10-21-1943
0	(0-2)	A - South Carolina (20-13)	10-19-1944
0	(0-8)	A - South Carolina (0-6)	10-23-1952
0	(0-6)	A - Fordham (12-12)	11-8-1952
0	(0-5)	H - Presbyterian (33-7)	9-19-1953
0	(0-0)	A - South Carolina (7-0)	10-25-1956
0	(0-2)	H - Virginia Tech (21-6)	11-3-1956

N1 - Greenville, S.C.

MOST PASSING YARDS BY OPPONENT

Yds	(C-A)	Site - Opponent (Score CU-Opp.)	Date
521	(27-43)	A - Florida State (7-54)	11-4-2000
510	(32-50)	H - South Carolina (56-35)	11-24-2018
493	(29-53)	H - NC State (62-48)	11-17-2012
464	(39-52)	N1 - Texas Tech (15-55)	12-23-2002
463	(31-49)	N2 - LSU (25-42)	11-13-2020
454	(35-57)	H - Georgia Tech (28-31)	10-28-2000
444	(22-35)	H - Florida State (14-51)	10-19-2013
442	(29-37)	A - Florida State (0-57)	9-11-1993
430	(23-40)	A - Texas A&M (28-26)	9-8-2018
418	(27-41)	A - Maryland (23-53)	11-14-1992

N1 - Orlando, Fla. (Tangerine Bowl); N2 - New Orleans, La. (CFP National Championship Game)

FEWEST PASSING YARDS BY OPPONENT

Yds	(C-A)	Site - Opponent (Score CU-Opp.)	Date
-4	(1-5)	H - The Citadel (52-6)	11-23-2013
0	(0-10)	H - Presbyterian (26-0)	9-17-1938
0	(0-0)	A - Wake Forest (7-0)	10-28-1938
0	(0-7)	A - George Washington (19-0)	10-31-1941
0	(0-4)	A - Miami (Fla.) (6-7)	11-2-1945
0	(0-7)	A - The Citadel (20-0)	12-4-1948
0	(0-2)	H - Presbyterian (69-7)	9-17-1949
0	(0-9)	A - South Carolina (14-14)	10-19-1950
0	(1-9)	A - Virginia (20-7)	9-24-1955
0	(0-13)	A - Rice (19-0)	10-31-1959

MOST PASSING YARDS BY BOTH TEAMS

Yds	Teams & Yards	Site - (Score CU-Opp.)	Date
919	CU 426, NC State 493	H - (62-48)	11-17-2012
903	CU 393, South Carolina 510	H - (56-35)	11-24-2018
888	CU 580, Pittsburgh 308	H - (42-43)	11-12-2016
830	CU 436, North Carolina 394	H - (50-35)	9-27-2014
785	CU 400, Ohio State 385	N3 - (28-49)	1-1-2021
783	CU 319, Texas Tech 464	N1 - (15-55)	12-23-2002
749	CU 439, Notre Dame 310	A - (40-47^^)	11-7-2020
740	CU 405, Alabama 335	N2 - (40-45)	1-11-2016
736	CU 367, Boston College 369	A - (45-31)	9-29-2012
730	CU 420, Duke 310	A - (34-31)	11-2-2002

N1 - Orlando, Fla. (Tangerine Bowl); N2 - Glendale, Ariz. (CFP National Championship Game); N3 - New Orleans, La. (Sugar Bowl)

FEWEST PASSING YARDS BY BOTH TEAMS

Yds	Teams & Yards	Site - (Score CU-Opp.)	Date
4	CU 4, George Washington 0	A - (19-0)	10-31-1941
11	CU -1, Maryland 12	A - (6-6)	11-10-1956
27	CU 0, South Carolina 27	A - (20-13)	10-19-1944
33	CU 27, Furman 6	A - (14-3)	11-25-1939
33	CU 12, Presbyterian 21	H - (34-0)	9-25-1944
34	CU 34, Rice 0	A - (19-0)	10-31-1959
39	CU 10, Tulane 29	A - (0-13)	11-2-1940
39	CU 39, Virginia 0	A - (20-7)	9-24-1955
40	CU 0, Virginia Tech 40	H - (21-6)	11-3-1956
42	CU 39, George Washington 3	H - (0-7)	11-7-1942

PASSING ATTEMPTS BY CLEMSON

Att.	Com.	Site - Opponent (Score CU-Opp.)	Date
70	52	H - Pittsburgh (42-43)	11-12-2016
67	38	H - Virginia Tech (23-41)	10-6-2007
57	35	A - Wake Forest (17-45)	11-1-2003
57	36	N3 - Alabama (35-31)	1-9-2017
57	27	H - UConn (44-7)	11-13-2021
56	25	N1 - Mississippi State (7-17)	12-30-1999
56	25	N2 - Texas Tech (15-55)	12-23-2002
56	30	N4 - Tennessee (14-31)	12-30-2022
55	25	A - Maryland (23-53)	11-14-1992
55	31	H - Miami (Fla.) (30-36^^^)	9-17-2005

N1 - Atlanta, Ga. (Peach Bowl); N2 - Orlando, Fla. (Tangerine Bowl); N3 - Tampa, Fla. (CFP National Championship Game); N4 - Miami Gardens, Fla. (Orange Bowl)

PASSING ATTEMPTS BY OPPONENT

Att.	Com.	Site - Opponent (Score CU-Opp.)	Date
59	29	N1 - Louisiana Tech (49-24)	12-31-2001
58	24	H - The Citadel (24-0)	10-4-1986
57	35	H - Georgia Tech (28-31)	10-28-2000
57	24	H - Duke (59-31)	12-1-2001
56	28	A - Wake Forest (35-33)	11-1-1980
56	30	H - NC State (30-10)	10-21-1989
56	31	N2 - Tennessee (27-14)	1-2-2004
54	30	A - NC State (43-22)	9-30-1995
53	34	A - Duke (38-31)	10-15-1983
53	29	H - NC State (62-48)	11-17-2012

N1 - Boise, Idaho (Humanitarian Bowl); N2 - Atlanta, Ga. (Peach Bowl)

COMPLETIONS BY CLEMSON

Co.	Att.	Site - Opponent (Score CU-Opp.)	Date
52	70	H - Pittsburgh (42-43)	11-12-2016
39	52	H - NC State (24-17^)	10-15-2016
38	67	H - Virginia Tech (23-41)	10-6-2007
36	57	N2 - Alabama (35-31)	1-9-2017
36	51	H - South Carolina State (52-13)	9-7-2013
36	50	N1 - LSU (25-24)	12-31-2012
35	57	A - Wake Forest (17-45)	11-1-2003
35	48	A - Syracuse (37-27)	11-14-2015
35	52	H - Pittsburgh (52-17)	11-28-2020
34	52	A - Duke (34-31)	11-2-2002
34	45	A - Virginia (59-10)	11-2-2013

N1 - Atlanta, Ga. (Chick-fil-A Bowl); N2 - Tampa, Fla. (CFP National Championship Game)

COMPLETIONS BY OPPONENT

Co.	Att.	Site - Opponent (Score CU-Opp.)	Date
39	52	N1 - Texas Tech (15-55)	12-23-2002
35	57	H - Georgia Tech (28-31)	10-28-2000
34	53	A - Duke (38-31)	10-15-1983
33	48	H - Virginia (30-27^)	10-11-2003
32	46	N3 - West Virginia (33-70)	1-4-2012
32	50	H - South Carolina (56-35)	11-24-2018
32	45	A - NC State (21-27^^)	9-25-2021
31	47	A - Rice (10-29)	9-23-1972
31	56	N2 - Tennessee (27-14)	1-2-2004
31	47	H - Boston College (17-20)	11-17-2007
31	50	A - NC State (38-31)	11-4-2017
31	49	N4 - LSU (25-42)	1-13-2020
31	40	H - Furman (35-12)	9-10-2022

N1 - Orlando, Fla. (Tangerine Bowl); N2 - Atlanta, Ga. (Peach Bowl); N3 - Miami Gardens, Fla. (Orange Bowl); N4 - New Orleans, La. (CFP National Championship Game)

COMPLETION PERCENTAGE BY CLEMSON

Pct.	C-A	Site - Opponent (Score CU-Opp.)	Date
88.2	(15-17)	H - The Citadel (58-3)	9-16-1978
86.7	(13-15)	A - South Carolina (41-24)	11-23-1991
85.2	(23-27)	A - NC State (45-37)	10-13-2001
85.2	(23-27)	H - Central Michigan (70-14)	10-20-2007
83.3	(30-36)	H - South Carolina (56-7)	11-26-2016
83.3	(25-30)	A - Wake Forest (63-3)	10-6-2018
82.1	(23-28)	H - Middle Tennessee (37-14)	9-13-2003
81.8	(18-22)	A - Maryland (28-24)	9-10-2005
81.8	(18-22)	H - Furman (38-10)	9-15-2007
81.1	(30-37)	H - Wofford (49-10)	9-5-2015

Note: Minimum 15 passing attempts.

COMPLETION PERCENTAGE BY OPPONENT

Pct.	C-A	Site - Opponent (Score CU-Opp.)	Date
84.6	(22-26)	A - NC State (24-17)	10-20-1990
80.0	(20-25)	A - Wake Forest (27-31)	10-1-2005
79.2	(19-24)	A - Wake Forest (27-17)	10-7-2006
78.9	(15-19)	A - Virginia Tech (45-10)	12-5-2020
78.6	(22-28)	N1 - Ohio State (28-49)	1-1-2021
78.4	(29-37)	A - Florida State (0-57)	9-11-1993
77.8	(14-18)	H - North Carolina (3-38)	10-20-2001
77.5	(31-40)	H - Furman (35-12)	9-10-2022
77.3	(17-22)	H - NC State (12-29)	9-10-1994
77.1	(27-35)	A - Florida State (37-49)	9-22-2012

N1 - New Orleans, La. (Sugar Bowl); Note: Minimum 15 passing attempts.

PASSING EFFICIENCY BY CLEMSON

Eff.	Opponent	Site	C-A-Yds-I-TD	Date
262.9	Furman	H	18-22-317-0-4	9-15-2007
249.1	Central Michigan	H	23-27-315-1-6	10-20-2007
241.1	North Carolina	A	12-20-274-0-4	11-9-2002
237.7	NC State	A	23-27-315-0-4	10-13-2001
236.1	Virginia	N1	21-29-408-0-4	12-7-2019
235.4	Virginia	H	12-19-199-0-2	10-8-1983
235.0	Virginia	H	13-21-315-0-3	9-24-1966
233.9	South Carolina	A	12-15-157-0-3	11-22-1997
232.4	Maryland	H	11-16-194-0-3	11-12-1983

TEAM GAME BESTS

231.2 Duke A 21-29-384-3-6 11-3-2012
N1 - Charlotte, N.C. (ACC Championship Game); Note: Minimum 15 passing attempts.

PASSING EFFICIENCY DEFENSE BY CLEMSON

Eff.	Opponent	Site	C-A-Yds-I-TD	Date
-6.0	Furman	A	6-22-32-5-0	11-28-1959
3.7	Presbyterian	H	4-19-56-4-0	9-19-1953
4.1	Auburn	H	3-17-44-3-0	11-24-1951
8.0	Auburn	A	5-17-52-4-0	11-22-1952
13.8	Villanova	H	4-16-50-3-0	9-30-1978
15.5	Wake Forest	A	4-19-35-2-0	10-13-1956
16.7	Pittsburgh	N1	4-16-8-1-0	12-1-2018
22.3	Virginia	H	6-21-32-2-0	11-16-1974
22.6	South Carolina	A	10-29-102-6-0	11-27-1971
23.8	NC State	H	7-18-63-4-0	10-22-1977

N1 - Charlotte, N.C. (ACC Championship Game); Note: Minimum 15 passing attempts.

PLAYS BY CLEMSON

PL	R	P	Site - Opponent (Score CU-Opp.)	Date
102	58	44	H - NC State (62-48)	11-17-2012
101	45	56	N4 - Tennessee (14-31)	12-30-2022
100	50	50	N1 - LSU (25-24)	12-31-2012
100	43	57	H - UConn (44-7)	11-13-2021
99	42	57	N3 - Alabama (35-31)	1-9-2017
98	43	55	A - Maryland (23-53)	11-14-1992
98	57	41	A - Maryland (40-27)	10-26-2013
98	56	42	N2 - Alabama (40-45)	1-11-2016
96	77	19	A - Wake Forest (56-3)	11-4-1978

N1 - Atlanta, Ga. (Chick-fil-A Bowl); N2 - Glendale, Ariz. (CFP National Championship Game); N3 - Tampa, Fla. (CFP National Championship Game); N4 - Miami Gardens, Fla. (Orange Bowl)

PLAYS BY OPPONENT

PL	R	P	Site - Opponent (Score CU-Opp.)	Date
99	62	37	H - South Carolina (3-7)	11-23-1968
99	55	44	H - Louisville (42-36)	10-1-2016
97	74	23	H - North Carolina (7-42)	11-14-1970
97	40	57	H - Georgia Tech (28-31)	10-28-2000
96	58	38	H - Duke (10-21)	10-24-1970
96	51	45	A - NC State (21-27^^)	9-25-2021
93	57	36	A - Boston College (16-31)	9-10-1983
91	55	36	A - Georgia (13-31)	9-28-1968
91	82	9	A - North Carolina (15-32)	11-15-1969
91	41	50	H - Florida State (14-17)	10-23-1999

MOST TOTAL OFFENSE YARDS BY CLEMSON

Yds	Rush,Pass	Site - Opponent (Score CU-Opp.)	Date
756	536,220	H - Wake Forest (82-24)	10-31-1981
754	328,426	H - NC State (62-48)	11-17-2012
744	351,393	H - South Carolina (56-35)	11-24-2018
735	268,467	H - South Carolina State (73-7)	9-6-2014
718	334,384	A - Duke (56-20)	11-3-2012
702	419,283	H - Wofford (59-14)	11-2-2019
698	471,227	A - Wake Forest (63-3)	10-6-2018
674	302,372	H - Boston College (59-7)	10-26-2019
671	171,500	A - Georgia Tech (73-7)	10-17-2020
665	353,312	H - Kent State (56-3)	9-2-2017

FEWEST TOTAL OFFENSE YARDS BY CLEMSON

Yds	Rush,Pass	Site - Opponent (Score CU-Opp.)	Date
8	8,0	A - South Carolina (6-33)	10-21-1943
51	48,3	A - NC State (0-18)	10-11-1947
63	53,10	A - Tulane (0-13)	11-2-1940
85	-15,100	A - Boston College (7-14)	10-10-1942
90	68,22	A - Maryland (0-34)	11-14-1964
91	50,41	A - North Carolina (0-45)	8-31-1996
94	19,75	A - Auburn (0-51)	10-11-1969
102	65,37	A - Georgia Tech (0-27)	9-28-1963
102	31,71	H - Virginia Tech (0-37)	9-12-1998

MOST TOTAL OFFENSE YARDS BY OPPONENT

Yds	Rush,Pass	Site - Opponent (Score CU-Opp.)	Date
771	250,521	A - Florida State (7-54)	11-4-2000
667	287,380	A - Florida State (37-49)	9-22-2012
639	254,385	N4 - Ohio State (28-49)	1-1-2021
634	192,442	A - Florida State (0-57)	9-11-1993
628	165,463	N3 - LSU (25-42)	1-13-2020
616	458,158	A - South Carolina (20-56)	11-22-1975
600	90,510	H - South Carolina (56-35)	11-24-2018
597	104,493	H - NC State (62-48)	11-17-2012
589	182,407	N2 - West Virginia (33-70)	1-4-2012
577	406,171	N1 - Maryland (23-41)	11-17-1984

N1 - Baltimore, Md.; N2 - Miami Gardens, Fla. (Orange Bowl); N3 - New Orleans, La. (CFP National Championship Game); N4 - New Orleans, La. (Sugar Bowl)

FEWEST TOTAL OFFENSE YARDS BY OPPONENT

Yds	Rush,Pass	Site - Opponent (Score CU-Opp.)	Date
-12	-17,5	H - Furman (41-0)	11-6-1948
-5	-11,6	A - Furman (14-3)	11-25-1939
29	29,0	A - The Citadel (20-0)	12-4-1948
35	-21,56	A - Furman (34-6)	11-22-1941
41	20,21	A - Virginia (35-0)	10-26-1963
44	7,37	H - South Carolina State (73-7)	9-6-2014
54	29,25	H - Boston College (25-7)	9-19-2009
57	57,0	H - Presbyterian (26-0)	9-17-1938
57	-16,73	H - Long Beach State (59-0)	9-1-1990
58	31,27	H - Furman (30-0)	9-2-1989

TOTAL OFFENSE YARDS BY BOTH TEAMS

Yds	Teams & Yards	Site - (Score CU-Opp.)	Date
1351	CU 754, NC State 597	H - (62-48)	11-17-2012
1344	CU 744, South Carolina 600	H - (56-35)	11-24-2018
1107	CU 756, Wake Forest 351	H - (82-24)	10-31-1981
1094	CU 630, Pittsburgh 464	H - (42-43)	11-12-2016
1093	CU 426, Florida State 667	A - (37-49)	9-22-2012
1084	CU 601, Georgia Tech 483	H - (47-31)	10-6-2012
1083	CU 444, Ohio State 639	N1 - (28-49)	1-1-2021
1075	CU 507, Louisville 568	H - (42-36)	10-1-2016
1060	CU 718, Duke 342	A - (56-20)	11-3-2012
1059	CU 624, Auburn 435	H - (38-24)	9-17-2011

N1 - New Orleans, La. (Sugar Bowl)

YARDS PER PLAY BY CLEMSON

Y/P	P-Y	Site - Opponent (Score CU-Opp.)	Date
11.6	57-661	H - Louisville (77-16)	11-3-2018
11.2	55-615	A - Georgia Tech (73-0)	10-17-1903
11.0	64-702	H - Wofford (59-14)	11-2-2019
10.7	56-597	H - Presbyterian (76-0)	9-22-1945
10.4	51-531	H - Presbyterian (42-0)	9-20-1947
10.0	70-698	A - Wake Forest (63-3)	10-6-2018
9.9	67-662	H - The Citadel (61-3)	11-18-2017
9.6	58-559	N1 - Temple (63-9)	10-12-2006
9.4	78-555	H - South Carolina State (59-0)	9-17-2016
9.2	67-619	N2 - Virginia (62-17)	12-7-2019

N1 - Charlotte, N.C.; N2 - Charlotte, N.C. (ACC Championship Game)

FIRST DOWNS BY CLEMSON

FD	R,P,Pen.	Site - Opponent (Score CU-Opp.)	Date
40	17,20,3	H - South Carolina (56-7)	11-26-2016
38	17,19,2	H - South Carolina (56-35)	11-24-2018
36	15,18,3	H - Boston College (59-7)	10-26-2019
35	27,8,0	H - Wake Forest (82-24)	10-31-1981
35	18,16,1	H - Central Michigan (70-14)	10-20-2007
34	20,14,0	H - NC State (62-48)	11-17-2012
34	15,14,5	H - Kent State (56-3)	9-2-2017
34	12,16,6	H - Miami (Fla.) (42-17)	10-10-2020
34	10,20,4	N2 - Tennessee (14-31)	12-30-2022
33	21,10,2	A - Wake Forest (51-6)	11-4-1978
33	17,14,2	A - Duke (56-20)	11-3-2012
33	19,10,4	A - Miami (Fla.) (58-0)	10-24-2015
33	18,13,2	N1 - North Carolina (45-37)	12-5-2015
33	0,31,2	H - Pittsburgh (42-43)	11-12-2016

N1 - Charlotte, N.C. (ACC Championship Game); N2 - Miami Gardens, Fla. (Orange Bowl)

FIRST DOWNS BY OPPONENT

FD	R,P,Pen.	Site - Opponent (Score CU-Opp.)	Date
35	23,10,2	A - Maryland (23-41)	11-17-1984
33	11,16,6	A - Duke (38-31)	10-15-1983
31	11,19,1	A - Florida State (0-57)	9-11-1993
31	6,22,3	H - Georgia Tech (28-31)	10-28-2000
31	13,16,2	N2 - West Virginia (33-70)	1-4-2012
31	16,12,3	H - Louisville (42-36)	10-1-2016
31	9,16,6	A - NC State (21-27^^)	9-25-2021
30	26,4,0	A - South Carolina (20-56)	11-22-1975
30	11,18,1	N1 - Pittsburgh (3-34)	12-30-1977

N1 - Jacksonville, Fla. (Gator Bowl); N2 - Miami Gardens, Fla. (Orange Bowl)

TURNOVERS BY CLEMSON

TO	Site - Opponent	CU-Opp. (Fum.,Int.)	Date
10	A - Florida	13-54 (4,6)	10-11-1952
9	H - Auburn	19-45 (4,5)	11-21-1953
8	A - South Carolina	0-0 (1,7)	10-25-1945
8	H - Wake Forest	36-0 (5,3)	11-2-1963
8	A - North Carolina	15-32 (3,5)	11-15-1969
8	H - Tulane	13-17 (5,3)	9-13-1975
7	A - Georgia Tech	0-27 (4,3)	9-28-1963
7	A - Georgia	23-26 (3,4)	9-22-1984
7	A - Kentucky	7-26 (4,3)	10-5-1985
7	H - Wake Forest	19-29 (3,4)	9-26-1998

TURNOVERS BY CLEMSON IN A CLEMSON WIN

TO	Site - Opponent	CU-Opp. (Fum.,Int.)	Date
8	H - Wake Forest	36-0 (5,3)	11-2-1963
5	H - Virginia	40-35 (5,0)	9-24-1966
5	H - Wake Forest	16-14 (5,0)	10-11-1975
5	H - Virginia Tech	38-7 (3,2)	10-7-1978
5	H - NC State	17-7 (2,3)	10-24-1981
5	H - W. Carolina	21-10 (4,1)	9-25-1982
5	A - Virginia Tech	20-17 (5,0)	9-14-1985
5	H - Louisville	42-36 (2,3)	10-1-2016

TURNOVERS FORCED BY CLEMSON

TO	Site - Opponent	CU-Opp. (Fum.,Int.)	Date
9	H - Georgia	13-3 (4,5)	9-19-1981
8	H - Presbyterian	53-0 (4,4)	9-25-1948
8	H - Duke	39-22 (6,2)	10-19-1968
8	A - Georgia Tech	7-28 (5,3)	10-3-1970
7	H - Virginia Tech	35-0 (3,4)	11-10-1945
7	A - Fordham	12-12 (5,2)	11-8-1952
7	A - Furman	56-33 (3,4)	11-28-1959
7	A - TCU	10-14 (2,5)	10-24-1964
7	H - Virginia Tech	38-7 (4,3)	10-7-1978
7	H - Duke	28-8 (3,4)	10-21-1978
7	A - Tulane	13-5 (3,4)	9-12-1981
7	A - Virginia	6-9 (3,4)	9-17-1994
7	A - NC State	43-22 (1,6)	9-30-1995

INTERCEPTION RETURN YARDS BY CLEMSON

Yds (Int.)	Site - Opponent (Score CU-Opp.)	Date
143 (4)	A - Maryland (24-11)	10-31-1970
132 (3)	A - Virginia Tech (27-7)	9-16-1989
131 (4)	H - Western Carolina (21-10)	9-25-1982
124 (6)	A - NC State (43-22)	9-30-1995
122 (4)	H - Virginia Tech (35-0)	11-10-1945
110 (3)	H - Wake Forest (33-31)	11-21-1959
109 (4)	H - Florida State (20-24)	9-12-1992
107 (4)	A - Wake Forest (28-7)	9-24-1960
105 (2)	N1 - Virginia Tech (38-10)	12-3-2011
104 (3)	H - South Carolina (28-19)	11-21-1998
104 (2)	N2 - Ohio State (31-0)	12-31-2016

N1 - Charlotte, N.C. (ACC Championship Game); N2 - Glendale, Ariz. (Fiesta Bowl)

INTERCEPTION RETURN YARDS BY OPPONENT

Yds (Int.)	Site - Opponent (Score CU-Opp.)	Date
166 (6)	H - Auburn (19-45)	11-21-1953
159 (4)	H - Duke (17-34)	10-18-1980
147 (3)	A - Georgia Tech (6-28)	11-15-2014
116 (3)	A - Georgia (16-20)	9-20-1980
108 (2)	A - NC State (35-34)	10-27-1984
97 (2)	A - Notre Dame (14-35)	11-5-2022
93 (2)	N1 - South Florida (26-31)	12-31-2010
85 (1)	A - Wake Forest (17-45)	11-1-2003
83 (3)	H - Maryland (21-6)	11-11-1963
77 (5)	H - Duke (0-16)	10-20-1962

N1 - Charlotte, N.C. (Meineke Car Care Bowl)

PUNT RETURN YARDS BY CLEMSON

Yds (PR)	Site - Opponent (Score CU-Opp.)	Date
227 (11)	H - Georgia Tech (33-12)	9-26-1987
172 (9)	H - Western Carolina (43-0)	9-5-1987
169 (7)	H - Maryland (40-7)	11-16-1991
167 (4)	H - Maryland (24-11)	10-31-1970
155 (8)	A - Wake Forest (24-7)	10-6-1962
140 (4)	H - Duquesne (42-0)	11-20-1948
136 (11)	A - George Washington (19-0)	10-31-1941
135 (5)	H - Middle Tennessee (37-14)	9-5-2009
134 (8)	H - Presbyterian (53-6)	9-22-1951
130 (5)	H - Georgia Tech (28-31)	10-28-2000

PUNT RETURN YARDS BY OPPONENT

Yds (PR)	Site - Opponent (Score CU-Opp.)	Date
150 (5)	H - Florida State (28-35)	9-20-1997
147 (7)	A - Auburn (7-28)	11-29-1941
133 (7)	A - Wake Forest (6-19)	10-31-1942
129 (10)	H - Virginia Tech (0-37)	9-12-1998
126 (7)	A - Georgia Tech (0-51)	9-30-1944
126 (4)	H - Virginia Tech (23-41)	10-6-2007
124 (5)	N1 - California (13-37)	1-2-1992
116 (8)	A - Tennessee (7-26)	10-28-1944
116 (6)	A - Georgia (7-19)	10-10-1964
113 (3)	A - South Carolina (0-20)	10-25-1951

N1 - Orlando, Fla. (Citrus Bowl)

KICKOFF RETURN YARDS BY CLEMSON

Yds (KOR)	Site - Opponent (Score CU-Opp.)	Date
286 (7)	A - Florida State (22-41)	9-25-2004
248 (7)	A - Maryland (56-45)	10-15-2011
219 (6)	A - Maryland (20-37)	11-10-2001

TEAM GAME BESTS

217 (8)	H - Louisville (42-36)	10-1-2016
190 (10)	N2 - West Virginia (33-70)	1-4-2012
188 (9)	A - Tulane (13-54)	11-9-1946
188 (7)	N1 - Alabama (10-34)	8-30-2008
174 (4)	A - Georgia Tech (9-31)	10-7-1972
173 (7)	A - Miami (Fla.) (40-37^)	10-24-2009
171 (9)	A - Florida State (0-57)	9-11-1993
N1 - Atlanta, Ga.; N2 - Miami Gardens, Fla. (Orange Bowl)		

KICKOFF RETURN YARDS BY OPPONENT

Yds (KOR)	Site - Opponent (Score CU-Opp.)	Date
290 (10)	H - North Carolina (59-38)	10-22-2011
277 (8)	H - NC State (62-48)	11-17-2012
265 (11)	H - Central Michigan (70-14)	10-20-2007
247 (8)	H - Louisville (77-16)	11-3-2018
242 (10)	H - Syracuse (54-0)	11-5-2016
240 (9)	N1 - Temple (63-9)	10-12-2006
231 (7)	H - Duke (49-17)	10-15-1988
220 (7)	A - NC State (42-20)	9-22-2007
216 (10)	A - Wake Forest (51-6)	11-4-1978
214 (6)	A - Virginia Tech (27-7)	9-16-1989
N1 - Charlotte, N.C.		

SACKS BY CLEMSON

Sacks (Yds)	Site - Opponent (Score CU-Opp.)	Date
12 (70)	H - Furman (19-3)	9-7-1996
11 (84)	H - Utah State (35-6)	10-16-2004
11 (72)	H - Auburn (14-6)	9-9-2017
10 (64)	H - Maryland (0-19)	9-15-1979
10 (59)	H - Duke (21-6)	10-17-1992
9 (47)	A - NC State (35-34)	10-27-1984
9 (58)	A - Wake Forest (24-6)	10-27-1990
8 (55)	H - NC State (39-10)	10-26-1985
8 (66)	H - Maryland (35-3)	11-2-1996
8 (56)	H - Duke (58-7)	11-6-1999
8 (55)	A - Duke (52-22)	9-30-2000
8 (56)	A - Syracuse (41-6)	9-14-2019
8 (35)	H - Wake Forest (48-27)	11-20-2021

TACKLES FOR LOSS BY CLEMSON

TFL (Yds)	Site - Opponent (Score CU-Opp.)	Date
19 (77)	H - NC State (28-30)	10-24-1987
17 (66)	H - Duke (21-6)	10-17-1992
17 (68)	A - Miami (Fla.) (24-17)	10-6-2004
16 (89)	A - Virginia Tech (22-10)	9-12-1987
15 (51)	H - Maryland (40-7)	11-16-1991
15 (75)	H - Furman (19-3)	9-7-1996
15 (80)	H - Maryland (35-3)	11-2-1996
15 (91)	H - Utah State (35-6)	10-16-2004
15 (71)	A - Syracuse (41-6)	9-14-2019

PASS BREAKUPS BY CLEMSON

PBU	Site - Opponent (Score CU-Opp.)	Date
18	H - The Citadel (24-0)	10-4-1986
15	A - Duke (17-21)	9-30-1989
14	A - Virginia Tech (20-17)	9-14-1985
14	H - Duke (35-3)	10-18-1986
14	H - Virginia (34-20)	10-7-1989

CAUSED FUMBLES BY CLEMSON

CF	Site - Opponent (Score CU-Opp.)	Date
5	H - UCF (21-13)	9-1-2001
5	H - Notre Dame (24-22)	10-3-2015
4	H - Maryland (0-19)	9-15-1979
4	A - Georgia (31-28)	9-20-1986
4	H - The Citadel (24-0)	10-4-1986
4	H - Long Beach State (59-0)	9-1-1990
4	H - App State (48-0)	9-22-1990
4	N1 - Duke (33-21)	11-30-1991
4	A - Virginia (6-9)	9-17-1994
4	H - Virginia (33-14)	9-11-1999
4	A - Wake Forest (27-17)	10-7-2006

N1 - Tokyo, Japan

INTERCEPTIONS BY CLEMSON

Int. (Yds)	Site - Opponent (Score CU-Opp.)	Date
6 (82)	A - South Carolina (11-7)	11-27-1971
6 (124)	A - NC State (43-22)	9-30-1995
5 (51)	A - South Carolina (21-13)	10-24-1940
5 (21)	A - TCU (10-14)	10-24-1964
5 (87)	H - Virginia (29-3)	10-31-1964
5 (28)	A - South Carolina (3-7)	11-23-1968
5 (29)	H - Virginia (37-21)	10-21-1972
5 (47)	H - Georgia (13-3)	9-19-1981
5 (22)	A - Georgia (23-26)	9-22-1984
5 (27)	A - Duke (17-21)	9-30-1989
5 (52)	H - North Carolina (17-10)	11-4-1995
5 (84)	H - NC State (26-20)	10-30-2004

VICTORY MARGIN BY CLEMSON

Margin	CU-Opp.	Site - Opponent	Date
+122	122-0	H - Guilford	10-5-1901
+94	94-0	A - Furman	9-25-1915
+76	76-0	H - Presbyterian	9-22-1945
+75	75-0	H - Newberry	10-17-1930
+73	73-0	A - Georgia Tech	10-17-1903
+68	68-0	H - Newberry	9-21-1929
+66	66-0	H - Presbyterian	9-21-1957
+66	73-7	H - South Carolina State	9-6-2014
+66	73-7	A - Georgia Tech	10-17-2020
+65	65-0	H - Camp Sevier	9-27-1918
+64	64-0	H - Davidson	9-19-1900
+62	69-7	H - Presbyterian	9-17-1949
+61	77-16	H - Louisville	11-3-2018
+60	67-7	H - Furman	11-23-1918
+60	60-0	H - Elon	9-27-1924
+60	63-3	A - Wake Forest	10-6-2018
+59	59-0	A - Samford	10-5-1912
+59	59-0	H - The Citadel	11-27-1954
+59	59-0	H - Long Beach State	9-1-1990
+59	59-0	H - South Carolina State	9-17-2016
+58	82-24	H - Wake Forest	10-31-1981
+58	58-0	A - Miami (Fla.)	10-24-2015
+58	61-3	H - The Citadel	11-18-2017
+57	57-0	A - Furman	10-22-1914
+57	57-0	H - Newberry	10-7-1922
+56	70-14	H - Central Michigan	10-20-2007
+55	55-0	H - Bingham	10-20-1898
+55	57-2	H - Furman	11-18-1950
+55	58-3	H - The Citadel	9-16-1978
+55	55-0	A - Virginia	9-8-1984
+54	54-0	H - Presbyterian	9-23-1950
+54	63-9	N1 - Temple	10-12-2006
+54	54-0	H - South Carolina State	9-20-2008
+54	54-0	H - Syracuse	11-5-2016
+53	53-0	H - Erskine	9-27-1919
+53	53-0	H - Presbyterian	11-25-1948
+53	56-3	A - Furman	11-28-1959
+53	62-9	H - Missouri	9-9-2000
+53	56-3	H - Kent State	9-2-2017
+52	52-0	H - Mercer	11-17-1913
+52	52-0	H - Erskine	11-18-1922
+52	52-0	H - Erskine	10-19-1928
+52	59-7	H - Boston College	10-26-2019
+51	51-0	A - South Carolina	11-1-1900
+51	58-7	H - Duke	11-6-1999
+51	51-0	H - Louisiana Tech	9-30-2006

N1 - Charlotte, N.C.

VICTORY MARGIN BY OPPONENT

Margin	CU-Opp.	Site - Opponent	Date
+67	7-74	N1 - Alabama	11-14-1931
+57	0-57	A - Florida State	9-11-1993
+56	0-56	A - Auburn	10-19-1912
+56	0-56	A - Alabama	9-20-1975
+55	0-55	A - Georgia	11-25-1920
+53	13-66	H - Camp Hancock	11-9-1918
+51	0-51	A - Georgia Tech	9-30-1944
+51	0-51	A - Auburn	10-11-1969
+49	3-52	A - Oklahoma	9-30-1972

N1 - Montgomery, Ala.

HOME VICTORY MARGIN BY CLEMSON

Margin	CU-Opp.	Opponent	Date
+122	122-0	Guilford	10-5-1901
+76	76-0	Presbyterian	11-22-1945
+75	75-0	Newberry	10-17-1930
+68	68-0	Newberry	9-21-1929
+66	66-0	Presbyterian	11-21-1957
+66	73-7	South Carolina State	9-6-2014
+65	65-0	Camp Sevier	9-27-1918
+64	64-0	Davidson	10-19-1900
+62	69-7	Presbyterian	9-17-1949
+61	77-16	Louisville	11-3-2018

VICTORY MARGIN AT CLEMSON BY OPPONENT

Margin	CU-Opp.	Opponent	Date
+53	13-66	Camp Hancock	11-9-1918
+44	6-50	Virginia Tech	11-1-1924
+44	0-44	Auburn	10-10-1970
+42	0-42	Florida	11-7-1925
+41	0-41	Georgia	9-18-1976
+38	7-45	NC State	10-25-1975
+37	0-37	Virginia Tech	9-12-1998
+37	14-51	Florida State	10-19-2013
+36	7-43	Florida State	11-1-1975
+35	7-42	North Carolina	11-14-1970
+35	3-38	North Carolina	10-20-2001

MEMORIAL STADIUM VICTORY MARGIN BY CLEMSON

Margin	CU-Opp.	Opponent	Date
+76	76-0	Presbyterian	11-22-1945
+66	66-0	Presbyterian	11-21-1957
+66	73-7	South Carolina State	9-6-2014
+62	69-7	Presbyterian	9-17-1949
+61	77-16	Louisville	11-3-2018
+59	59-0	The Citadel	11-27-1954
+59	59-0	Long Beach State	9-1-1990
+59	59-0	South Carolina State	9-17-2016
+58	82-24	Wake Forest	10-31-1981
+58	61-3	The Citadel	11-18-2017

MEMORIAL STADIUM VICTORY MARGIN BY OPPONENT

Margin	CU-Opp.	Opponent	Date
+44	0-44	Auburn	10-10-1970
+41	0-41	Georgia	9-18-1976
+38	7-45	NC State	10-25-1975
+37	0-37	Virginia Tech	9-12-1998
+37	14-51	Florida State	10-19-2013
+36	7-43	Florida State	11-1-1975
+35	7-42	North Carolina	11-14-1970
+35	3-38	North Carolina	10-20-2001

ROAD/NEUTRAL VICTORY MARGIN BY CLEMSON

Margin	CU-Opp.	Site - Opponent	Date
+94	94-0	A - Furman	9-25-1915
+73	73-0	A - Georgia Tech	10-17-1903
+66	73-7	A - Georgia Tech	10-17-2020
+60	63-3	A - Wake Forest	10-6-2018
+59	59-0	A - Samford	10-5-1912
+58	58-0	A - Miami (Fla.)	10-24-2015
+57	57-0	A - Furman	10-22-1914
+55	55-0	A - Virginia	9-8-1984
+54	63-9	N1 - Temple	10-12-2006
+53	56-3	A - Furman	11-28-1959

N1 - Charlotte, N.C.

ROAD/NEUTRAL VICTORY MARGIN BY OPPONENT

Margin	CU-Opp.	Site - Opponent	Date
+67	7-74	A - Alabama	11-14-1931
+57	0-57	A - Florida State	9-11-1993
+56	0-56	A - Auburn	10-19-1912
+56	0-56	A - Alabama	9-20-1975
+55	0-55	A - Georgia	11-25-1920
+51	0-51	A - Georgia Tech	9-30-1944
+51	0-51	A - Auburn	10-11-1969

ACC VICTORY MARGIN BY CLEMSON

Margin	CU-Opp.	Site - Opponent	Date
+66	73-7	A - Georgia Tech	10-17-2020
+61	77-16	H - Louisville	11-3-2018
+60	63-3	A - Wake Forest	10-6-2018
+58	82-24	H - Wake Forest	10-31-1981
+58	58-0	H - Miami (Fla.)	10-24-2015
+55	55-0	A - Virginia	9-8-1984
+54	54-0	H - Syracuse	11-5-2016
+52	59-7	H - Boston College	10-26-2019
+51	58-7	H - Duke	11-6-1999
+49	56-7	H - Wake Forest	9-28-2013
+49	59-10	A - Virginia	11-2-2013
+49	59-10	A - Florida State	10-27-2018
+49	52-3	H - Wake Forest	11-16-2019

ACC VICTORY MARGIN BY OPPONENT

Margin	CU-Opp.	Site - Opponent	Date
+57	0-57	A - Florida State	9-11-1993
+48	0-48	A - Florida State	10-17-1998
+47	7-54	A - Florida State	11-4-2000
+45	0-45	A - North Carolina	8-31-1996
+38	7-45	H - NC State	10-25-1975
+37	14-51	H - Florida State	10-19-2013

POINTS BY CLEMSON

Pts	CU-Opp.	Site - Opponent	Date
122	122-0	H - Guilford	10-5-1901
94	94-0	A - Furman	9-25-1915
82	82-24	H - Wake Forest	10-31-1981
77	77-16	H - Louisville	11-3-2018
76	76-0	H - Presbyterian	11-22-1945
75	75-0	H - Newberry	10-17-1930
73	73-0	A - Georgia Tech	10-17-1903
73	73-7	H - South Carolina State	9-6-2014
73	73-7	A - Georgia Tech	10-17-2020
70	70-14	H - Central Michigan	10-20-2007
69	69-7	H - Presbyterian	9-17-1949
68	68-0	H - Newberry	9-21-1929
67	67-7	H - Furman	11-23-1918
66	66-0	H - Presbyterian	11-21-1957

TEAM GAME BESTS

65	65-0	H - Camp Sevier	9-27-1918
64	64-0	H - Davidson	10-19-1900
63	63-17	A - South Carolina	11-22-2003
63	63-9	N1 - Temple	10-12-2006
63	63-3	A - Wake Forest	10-6-2018
62	62-9	H - Missouri	9-9-2000
62	62-48	H - NC State	11-17-2012
62	62-17	N3 - Virginia	12-7-2019
61	61-3	H - The Citadel	11-18-2017
60	60-0	H - Elon	9-27-1924
59	59-0	A - Samford	10-5-1912
59	59-0	H - The Citadel	11-27-1954
59	59-0	H - Long Beach State	9-1-1990
59	59-31	H - Duke	12-1-2001
59	59-38	H - North Carolina	10-22-2011
59	59-10	A - Virginia	11-2-2013
59	59-0	H - South Carolina State	9-17-2016
59	59-10	A - Florida State	10-27-2018
59	59-7	H - Boston College	10-26-2019
59	59-14	H - Wofford	11-2-2019
58	58-3	H - The Citadel	9-16-1978
58	58-7	H - Duke	11-6-1999
58	58-21	H - Presbyterian	9-11-2010
58	58-0	A - Miami (Fla.)	10-24-2015
57	57-0	A - Furman	10-22-1914
57	57-0	H - Newberry	10-7-1922
57	57-12	H - VMI	11-11-1944
57	57-2	H - Furman	11-18-1950
56	56-3	A - Furman	11-28-1959
56	56-45	A - Maryland	10-15-2011
56	56-20	A - Duke	11-3-2012
56	56-7	H - Wake Forest	9-28-2013
56	56-41	A - NC State	10-31-2015
56	56-10	A - Boston College	10-7-2016
56	56-7	H - South Carolina	11-26-2016
56	56-3	H - Kent State	9-2-2017
56	56-35	H - South Carolina	11-24-2018
55	55-0	H - Bingham	10-20-1898
55	55-7	N2 - Florida	11-17-1917
55	55-0	A - Virginia	9-8-1984
55	55-9	H - Western Carolina	9-2-1995
55	55-7	H - Wake Forest	9-16-2000
55	55-31	H - Georgia Tech	11-14-2013
55	55-10	A - NC State	11-9-2019
54	54-0	H - Presbyterian	9-23-1950
54	54-32	H - North Carolina	11-9-1974
54	54-21	H - Duke	10-20-1984
54	54-6	H - Florida Atlantic	9-2-2006
54	54-0	H - South Carolina State	9-20-2008
54	54-0	H - Syracuse	11-5-2016
53	53-0	H - Erskine	9-27-1919
53	53-0	H - Presbyterian	11-25-1948
53	53-20	H - Duquesne	11-4-1950
53	53-6	H - Presbyterian	11-22-1951
53	53-13	H - Presbyterian	11-20-1952
52	52-14	H - The Citadel	10-26-1912
52	52-0	A - Mercer	11-17-1913
52	52-0	H - Erskine	11-18-1922
52	52-0	H - Erskine	10-19-1928
52	52-27	H - Maryland	11-12-1983
52	52-22	A - Duke	9-30-2000
52	52-7	H - North Carolina	9-23-2006
52	52-27	H - Ball State	9-8-2012
52	52-13	H - South Carolina State	9-7-2013
52	52-6	H - The Citadel	11-23-2013
52	52-14	H - Georgia Tech	8-29-2019
52	52-10	H - Charlotte	9-21-2019
52	52-3	H - Wake Forest	11-16-2019
52	52-17	H - Pittsburgh	11-28-2020
51	51-0	A - South Carolina	11-1-1900
51	51-0	H - Louisiana Tech	9-30-2006
51	^51-45	A - Wake Forest	9-24-2022
50	50-35	H - North Carolina	9-27-2014

N1 - Charlotte, N.C.; N2 - Jacksonville, Fla.; N3 - Charlotte, N.C. (ACC Championship Game)

POINTS BY OPPONENT

Pts	CU-Opp.	Site - Opponent	Date
74	7-74	N1 - Alabama	11-14-1931
70	33-70	N3 - West Virginia	1-4-2012
66	13-66	H - Camp Hancock	11-9-1918
57	0-57	A - Florida State	9-11-1993
56	0-56	A - Auburn	10-14-1921
56	0-56	A - Alabama	9-20-1975
56	20-56	A - South Carolina	11-22-1975
55	0-55	A - Georgia	11-25-1920
55	15-55	N2 - Texas Tech	12-23-2002
54	7-54	A - Florida State	11-4-2000
54	13-54	A - Tulane	11-9-1946

54	13-54	A - Florida	10-11-1952
53	23-53	A - Maryland	11-14-1992
52	3-52	A - Oklahoma	9-30-1972
51	0-51	A - Georgia Tech	9-30-1944
51	0-51	A - Auburn	10-11-1969
51	14-51	H - Florida State	10-19-2013
50	6-50	H - Virginia Tech	11-1-1924

N1 - Montgomery, Ala.; N2 - Orlando, Fla. (Tangerine Bowl); N3 - Miami Gardens, Fla. (Orange Bowl)

POINTS BY BOTH TEAMS

Pts	CU-Opp.	Site - Opponent	Date
122	122-0	H - Guilford	10-5-1901
110	62-48	H - NC State	11-17-2012
106	82-24	H - Wake Forest	10-31-1981
103	33-70	N1 - West Virginia	1-4-2012
101	56-45	A - Maryland	10-15-2011
97	59-38	H - North Carolina	10-22-2011
97	56-41	A - NC State	10-31-2015
96	^51-45	A - Wake Forest	9-24-2022
94	94-0	A - Furman	9-25-1915
93	77-16	H - Louisville	11-3-2018

N1 - Miami Gardens, Fla. (Orange Bowl)

POINTS IN ROAD/NEUTRAL GAME BY CLEMSON

Pts	CU-Opp.	Site - Opponent	Date
94	94-0	A - Furman	9-25-1915
73	73-0	A - Georgia Tech	10-17-1903
73	73-7	A - Georgia Tech	10-17-2020
63	63-17	A - South Carolina	11-22-2003
63	63-9	N1 - Temple	10-12-2006
63	63-3	A - Wake Forest	10-6-2018
62	62-17	N2 - Virginia	12-7-2019
59	59-0	A - Samford	10-5-1912
59	59-10	A - Virginia	11-2-2013
59	59-10	A - Florida State	10-27-2018

N1 - Charlotte, N.C.; N2 - Charlotte, N.C. (ACC Championship Game)

POINTS IN ROAD/NEUTRAL GAME BY OPPONENT

Pts	CU-Opp.	Site - Opponent	Date
74	7-74	N1 - Alabama	11-14-1931
70	33-70	N3 - West Virginia	1-4-2012
57	0-57	A - Florida State	9-11-1993
56	0-56	A - Auburn	10-14-1921
56	0-56	A - Alabama	9-20-1975
56	20-56	A - South Carolina	11-22-1975
55	0-55	A - Georgia	11-25-1920
55	15-55	N2 - Texas Tech	12-23-2002
54	13-54	A - Tulane	11-9-1946
54	13-54	A - Florida	10-11-1952
54	7-54	A - Florida State	11-4-2000

N1 - Montgomery, Ala.; N2 - Orlando, Fla. (Tangerine Bowl); N3 - Miami Gardens, Fla. (Orange Bowl)

POINTS IN ACC GAME BY CLEMSON

Pts	CU-Opp.	Site - Opponent	Date
82	82-24	H - Wake Forest	10-31-1981
77	77-16	H - Louisville	11-3-2018
73	73-7	A - Georgia Tech	10-17-2020
63	63-3	A - Wake Forest	10-6-2018
62	62-48	H - NC State	11-17-2012
59	59-31	H - Duke	12-1-2001
59	59-38	H - North Carolina	10-22-2011
59	59-10	A - Virginia	11-2-2013
59	59-10	A - Florida State	10-27-2018
59	59-7	H - Boston College	10-26-2019

POINTS IN ACC GAME BY OPPONENT

Pts	CU-Opp.	Site - Opponent	Date
57	0-57	A - Florida State	9-11-1993
54	7-54	A - Florida State	11-4-2000
53	23-53	A - Maryland	11-14-1992
51	14-51	H - Florida State	10-19-2013
49	37-49	A - Florida State	9-22-2012
48	0-48	A - Florida State	10-17-1998
48	31-48	A - Florida State	10-3-2002
48	62-48	H - NC State	11-17-2012
47	^40-47	A - Notre Dame	11-7-2020
46	39-46	A - NC State	10-31-1998

POINTS AT HOME BY CLEMSON

Pts	CU-Opp.	Opponent	Date
122	122-0	Guilford	10-5-1901
82	82-24	Wake Forest	10-31-1981
77	77-16	Louisville	11-3-2018
76	76-0	Presbyterian	11-22-1945
75	75-0	Newberry	10-17-1930
73	73-7	South Carolina State	9-6-2014

YARDS PER... RECORDS

YARDS PER PLAY

Year	Opponent	Plays	Yards	Y/P
2018	Louisville	57	661	11.6
1903	Georgia Tech	55	615	11.2
2019	Wofford	64	702	11.0
1945	Presbyterian	56	597	10.7
1947	Presbyterian	51	531	10.4

Note: Minimum 500 total yards.

YARDS PER CARRY

Year	Opponent	Car.	Yards	Y/C
2018	Louisville	37	492	13.3
2018	Wake Forest	40	471	11.8
2019	Wofford	37	419	11.3
1903	Georgia Tech	55	615	11.2
1945	Presbyterian	50	516	10.3

Note: Minimum 300 rushing yards.

YARDS PER PASSING ATTEMPT

Year	Opponent	C-A	Yards	Y/A
1963	Duke	13-20	364	18.2
1947	Furman	11-16	280	17.5
2006	Temple	12-13	222	17.1
1991	South Carolina	13-15	231	15.4
1966	Virginia	13-21	315	15.0

Note: Minimum 200 passing yards.

YARDS PER COMPLETION

Year	Opponent	C-A	Yards	Y/C
1963	Duke	13-20	364	28.0
1971	Virginia	9-18	252	28.0
1950	Duquesne	8-20	223	27.9
1978	Maryland	8-17	216	27.0
1953	Auburn	10-21	258	25.8

Note: Minimum 200 passing yards.

70	70-14	Central Michigan	10-20-2007
69	69-7	Presbyterian	9-17-1949
68	68-0	Newberry	9-21-1929
67	67-7	Furman	11-23-1918

POINTS AT MEMORIAL STADIUM BY CLEMSON

Pts	CU-Opp.	Opponent	Date
82	82-24	Wake Forest	10-31-1981
77	77-16	Louisville	11-3-2018
76	76-0	Presbyterian	11-22-1945
73	73-7	South Carolina State	9-6-2014
70	70-14	Central Michigan	10-20-2007
69	69-7	Presbyterian	9-17-1949
66	66-0	Presbyterian	11-21-1957
62	62-9	Missouri	9-9-2000
62	62-48	NC State	11-17-2012
61	61-3	The Citadel	11-18-2017

POINTS AT CLEMSON BY OPPONENT

Pts	CU-Opp.	Opponent	Date
66	13-66	Camp Hancock	11-9-1918
51	14-51	Florida State	10-19-2013
50	6-50	Virginia Tech	11-1-1924
48	62-48	NC State	11-17-2012
46	39-46	NC State	10-31-1998
45	19-45	Auburn	11-21-1953
45	7-45	NC State	10-25-1975
45	26-45	Florida State	9-9-1995
44	0-44	Auburn	10-10-1970

POINTS AT MEMORIAL STADIUM BY OPPONENT

Pts	CU-Opp.	Opponent	Date
51	14-51	Florida State	10-19-2013
48	62-48	NC State	11-17-2012
46	39-46	NC State	10-31-1998
45	19-45	Auburn	11-21-1953
45	7-45	NC State	10-25-1975
45	26-45	Florida State	9-9-1995
44	0-44	Auburn	10-10-1970
43	7-43	Florida State	11-1-1975
43	42-43	Pittsburgh	11-12-2016
42	7-42	North Carolina	11-14-1970

^ - one overtime


500-YARD TEAM TOTAL OFFENSE GAMES

Year	Opponent	W-L	Site	PL	Rush	Pass	Total
1981	Wake Forest	W	H	87	536	220	756
2012	NC State	W	H	102	328	426	754
2018	South Carolina	W	H	92	351	393	744
2014	South Carolina State	W	H	93	268	467	735
2012	Duke	W	A	81	334	384	718
2019	Wofford	W	H	64	419	283	702
2018	Wake Forest	W	A	70	471	227	698
2019	Boston College	W	H	80	302	372	674
2020	Georgia Tech	W	A	88	171	500	671
2017	Kent State	W	H	78	353	312	665
2017	The Citadel	W	H	67	183	479	662
2018	Louisville	W	H	57	492	169	661
2007	Central Michigan	W	H	88	341	315	656
2019	Georgia Tech	W	H	79	411	221	632
2016	Pittsburgh	L	H	95	50	580	630
2011	Auburn	W	H	92	238	386	624
2013	Syracuse	W	A	77	156	468	624
2000	Wake Forest	W	H	87	436	187	623
2015	NC State	W	A	80	240	383	623
2016	South Carolina	W	H	89	250	372	622
2019	Virginia	W	N	67	211	408	619
1903	Georgia Tech	W	A	55	615	0	615
2017	Louisville	W	A	81	297	316	613
2019	Syracuse	W	A	71	221	391	612
2013	Virginia	W	A	88	175	435	610
2001	Duke	W	H	76	328	280	608
2007	NC State	W	A	89	340	268	608
2015	North Carolina	W	N	98	319	289	608
1992	Chattanooga	W	H	71	440	166	606
2012	Georgia Tech	W	H	93	204	397	601
1945	Presbyterian	W	H	56	516	81	597
2018	Georgia Southern	W	H	77	309	286	595
2020	Pittsburgh	W	H	90	145	436	581
2011	Maryland	W	A	80	306	270	576
2012	Boston College	W	A	84	209	367	576
2013	Ohio State	W	N	76	198	378	576
2013	Wake Forest	W	H	83	166	407	573
2015	Syracuse	W	A	84	202	368	570
1978	The Citadel	W	H	81	322	245	567
2001	NC State	W	A	79	234	333	567
2015	Miami (Fla.)	W	A	88	416	151	567
1981	Duke	W	A	79	323	240	563
2016	Syracuse	W	H	84	192	370	562
2020	Wake Forest	W	A	82	185	376	561
2006	Temple	W	N	58	337	222	559
2022	Wake Forest	W	A	86	188	371	559
1950	Presbyterian	W	H	78	436	122	558
1999	Duke	W	H	86	239	319	558
2013	The Citadel	W	H	75	208	350	558
1974	South Carolina	W	H	70	433	123	556
2016	South Carolina State	W	H	78	227	328	555
2015	Wake Forest	W	H	82	171	381	552
2019	Florida State	W	H	91	320	232	552
2013	Georgia Tech	W	H	67	168	383	551
2019	Louisville	W	A	70	298	253	551
1978	Virginia	W	H	87	419	131	550
1978	Wake Forest	W	A	96	342	208	550
2015	Alabama	L	N	85	145	405	550
2020	Miami (Fla.)	W	H	88	258	292	550
2019	NC State	W	A	77	246	303	549
2001	Louisiana Tech	W	N	84	273	275	548
1984	Duke	W	H	67	312	235	547
1950	Furman	W	H	71	367	179	546
1983	Maryland	W	H	84	350	194	544
1999	Maryland	W	A	79	290	252	542
2003	South Carolina	W	A	67	240	302	542
2021	Wake Forest	W	H	74	332	210	542
2020	Notre Dame	W	N	66	219	322	541
2013	Maryland	W	A	98	236	304	540
2018	Notre Dame	W	N	78	211	327	538
2015	Georgia Tech	W	H	74	201	336	537
2012	Wake Forest	W	A	85	101	433	534

1988	Duke	W	H	79	388	145	533
2015	Wofford	W	H	80	222	311	533
1951	Presbyterian	W	H	67	409	123	532
2015	Boston College	W	H	78	112	420	532
1947	Presbyterian	W	H	51	329	202	531
1954	The Citadel	W	H	74	408	123	531
2018	Furman	W	H	70	249	282	531
2002	North Carolina	W	A	70	256	274	530
2015	Oklahoma	W	N	90	312	218	530
1957	Presbyterian	W	H	79	439	89	528
1987	Maryland	W	H	79	355	173	528
2003	North Carolina	W	H	72	219	309	528
2012	Auburn	W	N	87	320	208	528
2014	North Carolina	W	H	83	92	436	528
1952	Presbyterian	W	H	69	393	134	527
2000	Duke	W	A	79	315	212	527
2019	South Carolina	W	A	83	211	316	527
2006	Louisiana Tech	W	H	58	393	133	526
2012	Ball State	W	H	84	154	372	526
1950	Missouri	W	A	72	420	105	525
2008	The Citadel	W	H	63	252	273	525
1941	Presbyterian	W	H	70	357	167	524
1951	Auburn	W	H	79	330	194	524
2018	Florida State	W	A	77	120	404	524
1949	Presbyterian	W	H	75	398	124	522
1974	North Carolina	W	H	74	390	132	522
2011	Wake Forest	W	H	86	179	343	522

2022	Louisiana Tech	W	H	74	280	241	521
1982	Duke	W	H	72	393	127	520
2019	Wake Forest	W	H	73	168	348	516
1947	Furman	W	A	66	235	280	515
2015	South Carolina	W	A	74	236	279	515
1983	Duke	W	A	75	383	131	514
2005	Temple	W	H	67	155	359	514
1988	Maryland	W	A	65	373	139	512
2013	South Carolina State	W	H	95	183	329	512
2015	Florida State	W	H	85	215	297	512
1991	Virginia	T	H	81	315	196	511
2016	Florida State	W	A	81	133	378	511
2016	Alabama	W	N	99	91	420	511
1983	Virginia	W	H	79	310	199	509
2016	Boston College	W	A	61	230	278	508
2016	Louisville	W	H	62	201	306	507
2006	North Carolina	W	H	79	324	180	504
2021	South Carolina State	W	H	75	242	262	504
1991	South Carolina	W	A	77	272	231	503
2007	ULM	W	H	62	184	319	503
1973	Virginia	W	H	89	275	227	502
2001	Georgia Tech	W	A	84	248	254	502
1973	Wake Forest	W	H	85	300	200	500
1988	North Carolina	W	H	93	336	164	500
2011	Boston College	W	H	78	180	320	500

Note: Clemson's record when totaling at least 500 yards of total offense is 121-2-1.



CLEMSON TOTALED 500 YARDS IN BACK-TO-BACK GAMES AGAINST LOUISIANA TECH AND WAKE FOREST IN 2022 THANKS IN LARGE PART TO 100-YARD RUSHING PERFORMANCES BY WILL SHIPLEY.

LONGEST OFFENSIVE DRIVES

PLAYS				
PL	Date	W-L	Score	Opponent
20	10-7-1978	W	38-7	Virginia Tech
19	9-22-1979	W	12-7	Georgia
19	10-12-2002	L	17-22	Virginia
19	11-19-2005	W	13-9	South Carolina
19	9-29-2007	L	3-13	Georgia Tech

YARDS				
Yards	Date	W-L	Score	Opponent
99	9-17-1988	L	21-24	Florida State
99	10-24-1998	L	23-28	Duke
99	12-28-2019	W	29-23	Ohio State
98	12-31-1993	W	14-13	Kentucky
98	10-17-2015	W	34-17	Boston College
98	11-24-2018	W	56-35	South Carolina

TIME				
Time	Date	W-L	Score	Opponent
10:02	1-7-2019	W	44-16	Alabama
9:47	9-10-2005	W	28-24	Maryland
9:45	9-23-2006	W	52-7	North Carolina
9:34	11-7-1992	W	40-7	North Carolina
9:34	9-17-2011	W	38-24	Auburn
8:49	9-5-1998	W	33-0	Furman

300-YARD TEAM RUSHING GAMES

Year	Opponent	W-L	Site	Y/C	Car.	Yards
1903	Georgia Tech	W	A	11.2	55	615
1981	Wake Forest	W	H	7.9	68	536
1945	Presbyterian	W	H	10.3	50	516
2018	Louisville	W	H	13.3	37	492
2018	Wake Forest	W	A	11.8	40	471
1948	Furman	W	H	7.6	59	448
1992	Chattanooga	W	H	8.2	54	440
1957	Presbyterian	W	H	6.5	68	439
1950	Presbyterian	W	H	7.2	61	436
2000	Wake Forest	W	H	6.6	66	436
1955	Furman	W	A	7.2	60	434
1974	South Carolina	W	H	7.0	62	433
1995	Duke	W	H	6.7	65	433
1950	Missouri	W	A	7.4	57	420
1978	Virginia	W	A	6.3	67	419
1982	Virginia	W	A	6.3	67	419
2019	Wofford	W	H	11.3	37	419
2015	Miami (Fla.)	W	A	6.6	63	416
2019	Georgia Tech	W	H	8.4	49	411
1951	Presbyterian	W	H	7.7	53	409
1954	The Citadel	W	H	6.4	64	408
1987	Virginia	W	H	5.8	69	403
1992	Virginia	W	A	6.9	58	402
1949	Presbyterian	W	H	8.1	49	398
1944	Presbyterian	W	H	6.8	58	397
1978	South Carolina	W	H	5.7	70	397
1941	VMI	W	A	8.4	47	393
1952	Presbyterian	W	H	7.2	55	393
1982	Duke	W	H	6.2	63	393
2006	Louisiana Tech	W	H	9.6	41	393
1974	North Carolina	W	H	5.8	67	390
1990	App State	W	H	7.3	53	389
1988	Duke	W	H	6.0	65	388
1978	Villanova	W	H	6.1	63	385
1986	Virginia	W	A	6.0	64	385
1958	Virginia	W	H	5.4	71	384
1983	Duke	W	A	6.4	60	383
1942	Presbyterian	W	H	6.6	57	378
1988	Maryland	W	A	7.3	51	373
1986	The Citadel	W	H	5.9	62	368
1950	Furman	W	H	6.0	61	367
1939	Presbyterian	W	H	8.9	41	366
1993	Virginia	W	H	5.6	65	361
1941	Presbyterian	W	H	7.1	50	357
1987	Maryland	W	H	5.3	67	355
1989	South Carolina	W	A	5.6	63	355
1991	Duke	W	N	6.2	57	355
2017	Kent State	W	H	8.2	43	353
2018	South Carolina	W	H	6.4	55	351
1983	Maryland	W	H	5.2	68	350
1988	Wake Forest	W	A	6.2	56	349
1990	Duke	W	H	5.9	59	345
1978	Wake Forest	W	A	4.4	77	342
2017	Boston College	W	H	5.9	58	342
1938	George Washington	W	N	5.7	60	341
1941	Wake Forest	W	H	6.8	50	341
1990	Georgia	W	H	5.2	66	341
2007	Central Michigan	W	H	5.6	61	341
1962	Furman	W	A	4.8	71	340
2007	NC State	W	A	6.8	50	340
1977	Wake Forest	W	H	5.0	67	338
2006	Temple	W	N	7.5	45	337
1988	North Carolina	W	H	4.9	69	336
1953	Presbyterian	W	H	6.2	54	335
2012	Duke	W	A	6.4	52	334
1989	North Carolina	W	A	4.7	70	332
2021	Wake Forest	W	H	6.1	54	332
1948	Presbyterian	W	H	6.8	49	331
1964	Virginia	W	H	6.3	53	331
1951	Auburn	W	H	6.4	52	330
1990	Long Beach State	W	H	5.1	65	330
1947	Presbyterian	W	H	8.9	37	329
1956	Furman	W	H	5.1	64	328
2001	Duke	W	H	8.5	45	328
2012	NC State	W	H	5.7	58	328
1958	Vanderbilt	W	A	5.2	63	327
2000	Virginia	W	A	7.6	43	327
1956	Presbyterian	W	H	6.3	52	326
1986	North Carolina	W	H	5.8	56	326
1946	Presbyterian	W	A	----	----	325
2006	North Carolina	W	H	5.6	58	324
1979	Duke	W	A	4.1	78	323
1981	Duke	W	A	5.5	59	323
1995	South Carolina	W	A	5.4	60	323
2009	Georgia Tech	L	N	9.5	34	323
1978	The Citadel	W	H	5.0	64	322
1969	Wake Forest	W	H	5.3	61	321
1995	Florida State	L	H	5.5	58	321

TRAVIS ETIENNE HAD 153 YARDS ON ONLY EIGHT CARRIES VERSUS LOUISVILLE IN 2018, WHEN CLEMSON HAD 492 RUSHING YARDS.



2006	Georgia Tech	W	H	8.4	38	321
1995	Maryland	W	A	5.0	64	320
2012	Auburn	W	N	6.2	52	320
2019	Florida State	W	H	6.0	53	320
1944	VMI	W	H	6.3	51	319
1945	Virginia Tech	W	H	6.8	47	319
2015	North Carolina	W	N	5.7	56	319
1950	Auburn	W	A	5.2	61	319
1947	Duquesne	W	A	5.8	55	318
1939	South Carolina	W	A	5.2	61	317
1991	Wake Forest	W	H	5.2	61	316
1957	Duke	L	A	5.2	61	315
1991	Virginia	T	H	5.4	58	315
2000	Duke	W	A	5.6	56	315
1940	Wofford	W	H	5.0	63	314
1963	Virginia	W	A	4.4	71	314
1972	Wake Forest	W	A	4.5	70	314
1984	Duke	W	H	6.5	48	312
2015	Oklahoma	W	N	5.4	58	312
1963	Wake Forest	W	H	5.0	62	310
1983	Virginia	W	H	5.2	60	310
1963	Maryland	W	H	4.6	67	309

1979	Virginia	W	H	4.3	72	309
2018	Georgia Southern	W	H	6.7	46	309
1987	Virginia Tech	W	A	5.1	60	308
1983	Western Carolina	W	H	4.9	63	307
1962	South Carolina	W	H	4.7	65	306
1979	Georgia	W	H	4.3	71	306
1985	Wake Forest	W	H	4.7	65	306
2011	Maryland	W	A	7.3	42	306
1968	Duke	W	H	6.0	51	305
1950	Boston College	W	A	5.6	54	304
1974	Georgia	W	H	5.0	61	304
1981	NC State	W	H	5.2	59	304
1962	North Carolina	W	H	4.5	68	303
1984	Virginia	W	A	5.0	60	302
1986	Wake Forest	W	A	5.0	60	302
2019	Boston College	W	H	6.9	44	302
2018	Pittsburgh	W	N	8.6	35	301
1973	Wake Forest	W	H	5.0	60	300
1976	North Carolina	L	H	4.6	65	300

Note: Clemson's record when totaling at least 300 rushing yards is 124-4-1; Clemson is 81-0 when it totals at least 324 rushing yards.

200-YARD TEAM PASSING GAMES

Year	Opponent	W-L	Site	C	A	Yards
2016	Pittsburgh	L	H	52	70	580
2020	Georgia Tech	W	H	33	49	500
2017	The Citadel	W	H	31	41	479
2013	Syracuse	W	A	24	33	468
2014	South Carolina State	W	H	32	42	467
2020	Notre Dame	L	A	29	44	439
2014	North Carolina	W	H	28	39	436
2020	Pittsburgh	W	H	35	52	436
2013	Virginia	W	A	34	45	435
2012	Wake Forest	W	A	29	40	433
2012	NC State	W	H	30	44	426
2002	Duke	W	A	34	52	420
2015	Boston College	W	H	27	42	420
2016	Alabama	W	N	36	57	420
2019	Virginia	W	N	21	29	408
2013	Wake Forest	W	H	28	36	407
2015	Alabama	L	N	30	47	405
2018	Florida State	W	A	24	44	404
2020	Ohio State	L	N	33	48	400
2012	Georgia Tech	W	H	26	42	397
2018	South Carolina	W	H	27	37	393
2019	Syracuse	W	A	23	42	391
2011	Auburn	W	H	30	42	386
2012	Duke	W	A	21	29	384
2013	Georgia Tech	W	H	23	30	383
2015	NC State	W	A	23	30	383
2015	Wake Forest	W	H	28	40	381
2018	NC State	W	H	32	48	380
2013	Ohio State	W	N	31	40	378
2016	Florida State	W	A	27	43	378
2016	NC State	W	H	39	52	378
2020	Wake Forest	W	A	26	36	376
2011	North Carolina	W	H	28	48	373
2007	Virginia Tech	L	H	38	67	372
2012	Ball State	W	H	33	44	372
2016	South Carolina	W	H	30	36	372
2019	Boston College	W	H	25	36	372
2022	Wake Forest	W	A	26	41	371
2016	Syracuse	W	H	27	40	370
2015	Syracuse	W	A	35	48	368
2012	Boston College	W	A	28	38	367
1963	Duke	L	A	13	20	364
2005	Temple	W	H	22	33	359
1998	Wake Forest	L	H	21	39	350
2013	The Citadel	W	H	24	32	350
2019	Wake Forest	W	H	26	35	348
2018	Alabama	W	N	20	32	347
2021	UConn	W	H	27	57	347
2012	LSU	W	N	36	50	346
2003	Duke	W	H	28	43	344
2011	Florida State	W	H	22	35	344
1999	Virginia	W	H	24	32	343
2003	Wake Forest	L	A	35	57	343
2006	Boston College	L	A	25	40	343
2011	Wake Forest	W	H	27	44	343
1965	North Carolina	L	A	23	48	342
2020	Boston College	W	H	30	43	342
2015	Georgia Tech	W	H	23	33	336
2002	Florida State	L	A	18	28	334
2013	Boston College	W	H	30	45	334
2001	NC State	W	A	23	27	333
1998	NC State	L	H	27	38	329
2013	South Carolina State	W	H	36	51	329
2020	Virginia	W	H	26	39	329
2016	South Carolina State	W	H	27	35	328
2018	Notre Dame	W	N	27	41	327
2008	Duke	W	H	27	38	326
2009	Miami (Fla.)	W	A	25	37	326
2020	Notre Dame	W	N	25	39	322
2003	Maryland	L	A	22	45	320
2011	Boston College	W	H	22	37	320
2022	Tennessee	L	N	30	56	320
1999	Duke	W	H	25	34	319
2002	Texas Tech	L	N	25	56	319
2007	ULM	W	H	26	34	319
2014	Oklahoma	W	N	26	37	319
2007	Furman	W	H	18	22	317
2022	North Carolina	W	N	28	35	317
2017	Louisville	W	A	23	33	316
2019	South Carolina	W	A	28	43	316
1966	Virginia	W	H	13	21	315
2007	Central Michigan	W	H	23	27	315
2012	Furman	W	H	23	34	314
2017	Kent State	W	H	25	35	312
2015	Wofford	W	H	30	37	311
2003	North Carolina	W	H	18	35	309
2020	Syracuse	W	H	29	47	308
1999	Mississippi State	L	N	25	56	306



**WILL PROCTOR
HAD 343 PASSING
YARDS AT BOSTON
COLLEGE IN 2006.**

2014	Florida State	L	A	22	33	306
2016	Louisville	W	H	20	31	306
2005	Wake Forest	L	A	28	42	304
2011	Georgia Tech	L	A	24	41	304
2013	Maryland	W	A	28	41	304
2016	Georgia Tech	W	A	32	48	304
2011	NC State	L	A	25	41	303
2019	NC State	W	A	25	36	303
2003	South Carolina	W	A	18	26	302
2003	Furman	W	H	23	31	301
2012	Maryland	W	H	23	34	301
1975	Georgia Tech	L	A	18	30	300
2003	Middle Tennessee	W	H	23	28	298
2003	Georgia Tech	W	A	23	39	298
2018	Texas A&M	W	A	17	27	298
2015	Florida State	W	H	28	43	297
2000	North Carolina	W	A	14	25	296
2018	Boston College	W	A	29	41	295
2003	Virginia	W	H	28	45	294
2016	Troy	W	H	27	53	292
2020	Miami (Fla.)	W	H	29	44	292
1969	Duke	L	A	15	31	290
2012	Florida State	L	A	22	39	290
2015	North Carolina	W	N	26	42	289
2004	Wake Forest	W	H	20	41	288
2005	Miami (Fla.)	L	H	31	55	288
2016	Virginia Tech	W	A	23	34	288
2002	South Carolina	W	H	27	39	287
1997	Wake Forest	W	A	18	26	286
2018	Georgia Southern	W	H	21	31	286
1997	Florida State	L	H	20	40	285

1999	NC State	L	A	24	42	285
2014	Boston College	W	A	29	46	285
2017	South Carolina	W	A	25	38	285
2001	Wofford	W	H	26	37	283
2019	Wofford	W	H	19	27	283
2014	Wake Forest	W	A	27	42	282
2018	Furman	W	H	23	35	282
1947	Furman	W	A	11	16	280
2001	Duke	W	H	18	31	280
2015	South Carolina	W	A	20	27	279
2016	Boston College	W	A	16	26	278
2001	Florida State	L	H	22	41	277
2000	Missouri	W	H	15	24	275
2001	Louisiana Tech	W	N	16	29	275
2004	Georgia Tech	L	H	20	43	275
1957	Furman	W	A	14	27	274
2002	North Carolina	W	A	12	20	274
1992	Maryland	L	A	25	55	273
1997	Duke	W	H	12	21	273
1999	Wake Forest	W	A	26	40	273
2008	The Citadel	W	H	21	29	273
2003	Florida State	W	H	17	27	272
2006	Kentucky	L	N	23	39	272
1987	NC State	L	H	21	54	271
2011	Troy	W	H	21	31	271
1981	Maryland	W	H	20	29	270
2011	Maryland	W	A	26	38	270
2013	Georgia	W	H	18	30	270
2005	Florida State	W	H	21	33	269
2007	NC State	W	A	25	39	268
2019	Texas A&M	W	H	24	35	268

200-YARD TEAM PASSING GAMES



**TREVOR LAWRENCE HAD
259 PASSING YARDS IN
CLEMSON'S WIN OVER
OHIO STATE IN 2019.**

2019	LSU	L	N	18	37	234
1984	Virginia	W	A	13	23	233
2018	Georgia Tech	W	A	19	30	232
2019	Florida State	W	H	24	38	232
1991	South Carolina	W	A	13	15	231
1998	Duke	L	A	19	40	231
2010	Wake Forest	W	A	19	25	231
2019	Charlotte	W	H	17	25	231
1991	Maryland	W	H	14	25	230
1970	Virginia	W	H	18	28	229
2007	South Carolina	W	A	28	39	229
2022	Furman	W	H	22	31	229
1971	NC State	L	H	16	32	227
1973	Virginia	W	H	15	23	227
1993	Florida State	L	A	16	32	227
2008	South Carolina State	W	H	22	31	227
2018	Wake Forest	W	A	25	30	227
2007	Boston College	L	H	26	40	226
1969	Georgia	L	H	20	40	225
2013	South Carolina	L	A	19	28	225
1950	Duquesne	W	H	8	20	223
2002	Virginia	L	A	23	33	223
2000	The Citadel	W	H	21	33	222
2006	Temple	W	N	12	13	222
2019	Georgia Tech	W	H	18	30	221
1981	Wake Forest	W	H	11	19	220
1985	Virginia Tech	W	A	17	30	220
2000	NC State	W	H	18	30	220
2010	Auburn	L	A	20	34	220
2021	Louisville	W	A	18	31	220
2022	Boston College	W	A	18	32	220
2001	Maryland	L	A	18	37	218
2015	Oklahoma	W	N	17	32	218
1969	Georgia Tech	W	A	16	32	216
1978	Maryland	W	A	8	17	216
2005	Duke	W	H	14	24	216
1987	Penn State	W	N	15	24	214
2006	Wake Forest	W	A	20	30	214
2010	North Carolina	L	A	21	39	214
2010	NC State	W	H	20	30	214
1979	Baylor	L	N	17	34	213
1995	Virginia	L	H	19	36	213
2005	Texas A&M	W	H	16	24	213
1968	NC State	W	A	11	19	212
1973	North Carolina	W	A	12	17	212
1975	Duke	L	A	12	15	212
1995	Western Carolina	W	H	13	19	212
2000	Duke	W	A	12	23	212
2009	South Carolina	L	A	22	42	212
2001	Wake Forest	W	A	16	27	211
1989	Virginia	W	H	14	22	210
2021	Wake Forest	W	H	12	20	210
1993	UNLV	W	H	12	17	209
2002	Ball State	W	H	21	29	209
2014	Syracuse	W	H	24	35	209
2022	NC State	W	H	21	30	209
1941	South Carolina	L	A	10	20	208
1978	Wake Forest	W	H	11	19	208
1999	North Carolina	W	H	15	26	208
2002	Wake Forest	W	H	22	35	208
2012	Auburn	W	N	24	35	208
1966	Wake Forest	W	A	10	22	207
1980	North Carolina	L	H	11	19	207
2000	Georgia Tech	L	H	15	27	207
2017	Georgia Tech	W	H	22	33	207
2021	Boston College	W	H	13	28	207
1997	Virginia	L	H	26	33	206
2008	Nebraska	L	N	17	37	206
2019	North Carolina	W	A	18	30	206
1992	North Carolina	W	H	13	23	205
2005	Colorado	W	N	21	29	205
1999	Virginia Tech	L	A	28	44	204
2001	South Carolina	L	A	15	29	204
2011	Virginia Tech	W	A	13	32	204
2017	Syracuse	L	A	22	32	204
2013	Florida State	L	H	22	45	203
2014	Georgia	L	A	18	33	203
2022	Florida State	W	A	15	23	203
1947	Presbyterian	W	H	9	14	202
1998	Furman	W	H	12	15	202
2010	Presbyterian	W	H	11	20	202
2016	Wake Forest	W	A	23	33	202
1962	NC State	W	A	11	22	201
1969	Alabama	L	H	16	29	201
1984	Wake Forest	W	A	17	26	201
1973	Wake Forest	W	H	10	25	200
2009	NC State	W	A	13	19	200

Note: Clemson's record when totaling at least 200 passing yards is 223-74.

2014	NC State	W	H	17	30	267
2007	Wake Forest	W	H	27	36	266
2014	South Carolina	W	H	15	21	266
1989	Georgia Tech	L	H	21	33	265
2016	Ohio State	W	N	24	37	265
2017	Wake Forest	W	H	29	41	263
2008	NC State	W	H	20	28	262
2021	South Carolina State	W	H	23	39	262
2009	Georgia Tech	L	A	15	32	261
2011	Wofford	W	H	18	29	261
1980	Virginia Tech	W	H	14	27	260
2019	Ohio State	W	N	18	33	259
2022	Georgia Tech	W	A	23	38	259
1953	Auburn	L	H	10	21	258
2004	Miami (Fla.)	W	A	21	37	258
1946	Tulane	L	A	15	29	256
1967	Auburn	L	A	18	43	255
2001	Georgia Tech	W	A	18	32	254
2017	Miami (Fla.)	W	N	25	34	254
2019	Louisville	W	A	22	33	253
1971	Virginia	W	A	9	18	252
1999	Maryland	W	A	16	23	252
2008	Boston College	W	A	21	33	252
2015	App State	W	H	21	31	252
2001	Virginia	L	A	25	34	251
2006	Maryland	L	H	18	27	251
2018	Duke	W	H	21	39	251
1997	App State	W	H	20	31	250
1997	NC State	W	A	20	32	250
2011	West Virginia	L	N	24	47	250

1999	South Carolina	W	A	14	27	249
2002	Louisiana Tech	W	H	26	44	249
1983	NC State	W	H	17	26	248
2016	Auburn	W	A	19	34	248
1989	Wake Forest	W	H	15	26	247
1991	Georgia	L	A	19	38	246
2003	Tennessee	W	N	22	40	246
2005	NC State	W	A	22	31	246
2010	South Florida	L	N	24	41	246
2022	Miami (Fla.)	W	H	25	37	246
1978	The Citadel	W	H	15	17	245
1970	Duke	L	H	23	39	244
1977	Virginia	W	H	13	23	244
1999	Marshall	L	H	27	42	244
2013	NC State	W	A	24	37	244
1975	North Carolina	W	A	12	19	243
2000	Virginia Tech	L	N	21	44	243
2020	The Citadel	W	H	19	27	243
1970	Wake Forest	L	H	21	36	242
2009	Florida State	W	H	18	30	242
1997	UTEP	W	H	18	28	241
2022	Louisiana Tech	W	H	20	35	241
1981	Duke	W	A	14	20	240
2011	Virginia Tech	W	N	20	30	240
1995	Wake Forest	W	A	18	25	239
2010	Florida State	L	A	28	44	239
1970	Florida State	L	A	24	48	237
2008	Florida State	L	A	20	35	237
1984	Duke	W	H	12	19	235
2009	Virginia	W	H	19	26	234

OFFENSIVE TEAM SEASON BESTS

WINS		
1.	2018	15-0
2.	2015	14-1
	2016	14-1
	2019	14-1
5.	1981	12-0
	2017	12-2
7.	1948	11-0
	1978	11-1
	2012	11-2
	2013	11-2
	2022	11-3
12.	1987	10-2
	1988	10-2
	1989	10-2
	1990	10-2
	2011	10-4
	2014	10-3
	2020	10-2
	2021	10-3

WINNING PERCENTAGE		
1.	2018	15-0 100.0
	1981	12-0 100.0
	1948	11-0 100.0
	1900	6-0 100.0
5.	1950	9-0-1 95.0
6.	2015	14-1 93.3
	2016	14-1 93.3
	2019	14-1 93.3
9.	1978	11-1 91.7
10.	1939	9-1 90.0

Note: Minimum six games.

PLAYS		
1.	2016	1221
2.	2015	1207
3.	2018	1076
4.	2019	1075
5.	2012	1062
6.	2011	1055
7.	2017	1048
8.	2013	1037
9.	2022	1026
10.	2014	990

PLAYS PER GAME		
1.	2012	81.7
2.	2016	81.4
3.	2015	80.5
4.	2013	79.8
5.	1978	78.8
6.	2000	77.6
7.	1999	76.7
8.	1991	76.5
9.	1986	76.4
10.	2014	76.2

YARDS PER PLAY		
1.	2019	7.38
2.	2018	7.35
3.	2020	6.69
4.	2006	6.50
5.	2015	6.39
6.	2013	6.36
7.	2012	6.28
8.	2016	6.18
9.	1950	6.16
10.	2011	5.85

YARDS		
1.	2019	7931
2.	2018	7908
3.	2015	7718
4.	2016	7552
5.	2012	6665
6.	2013	6600
7.	2011	6171
8.	2020	6028
9.	2017	6014
10.	2022	5744

YARDS PER GAME		
1.	2019	528.7
2.	2018	527.2
3.	2015	514.5
4.	2012	512.7
5.	2013	507.7
6.	2016	503.5

7.	2020	502.3
8.	2011	440.8
9.	2000	436.8
10.	2001	432.0

CARRIES		
1.	1978	741
2.	1979	725
3.	1981	705
	1986	705
5.	2015	679
6.	1989	678
7.	1988	673
8.	1990	667

CARRIES PER GAME		
1.	1978	61.8
2.	1979	60.4
3.	1981	58.8
	1986	58.8
5.	1963	56.5
	1989	56.5
7.	1982	56.2

RUSHING YARDS		
1.	2018	3723
2.	2019	3606
3.	1978	3469
4.	2015	3345
5.	1986	3245
6.	1988	3241
7.	1991	3019
8.	1981	2977
9.	1987	2972
10.	1990	2956

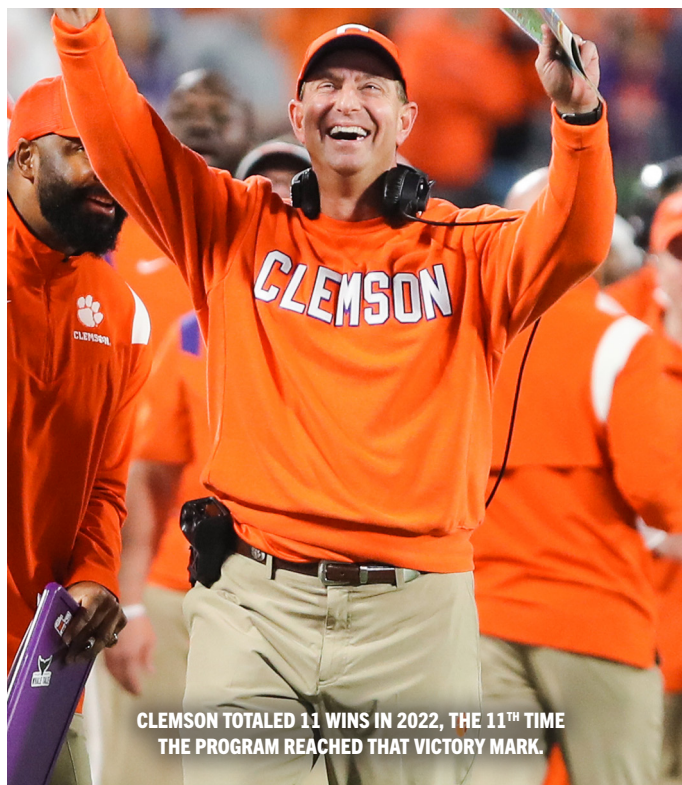
YARDS PER CARRY		
1.	2018	6.55
2.	2019	6.37
3.	2006	5.72
4.	1941	5.07
5.	1950	5.02
6.	2015	4.93
7.	1949	4.89
8.	1992	4.88
9.	1988	4.82
10.	2009	4.81

RUSH YARDS PER GAME		
1.	1978	289.1
2.	1950	280.5
3.	1986	270.4
4.	1988	270.1
5.	1992	257.1
6.	1991	251.6
7.	1983	250.2

COMPLETIONS		
1.	2016	422
2.	2015	356
3.	2013	341
4.	2018	328
5.	2019	326
	2020	326
7.	2012	318
8.	2011	311
9.	2017	309
10.	2003	300

COMPLETIONS PER GAME		
1.	2016	28.1
2.	2020	27.2
3.	2013	26.2
4.	2012	24.5
5.	2015	23.7
6.	2003	23.1
7.	2007	22.7
8.	2014	22.5
9.	2011	22.2
10.	2017	22.1

PASS ATTEMPTS		
1.	2016	629
2.	2015	528
3.	2011	525
4.	2019	509
5.	2018	508
6.	2013	493
7.	2003	490



CLEMSON TOTALED 11 WINS IN 2022, THE 11TH TIME THE PROGRAM REACHED THAT VICTORY MARK.

	2020	490
9.	2022	480
10.	2012	474

PASS ATTEMPTS PER GAME		
1.	2016	41.9
2.	2020	40.8
3.	2013	37.9
4.	2003	37.7
5.	2011	37.5
6.	2012	36.5
7.	2002	35.5
8.	1999	35.3
9.	2015	35.2
10.	2007	35.0

PASSING YARDS		
1.	2016	5009
2.	2015	4373
3.	2013	4330
4.	2019	4325
5.	2018	4185
6.	2020	4182
7.	2012	4181
8.	2011	3952
9.	2003	3687
10.	2014	3404

PASS YARDS PER GAME		
1.	2020	348.5
2.	2016	333.9
3.	2013	333.1
4.	2012	321.6
5.	2015	291.5
6.	2019	288.3
7.	2003	283.6
8.	2011	282.3
9.	2018	279.0
10.	2014	261.8

COMPLETION PERCENTAGE		
1.	2013	69.2
2.	2015	67.4
3.	2016	67.1
4.	2012	67.1
5.	2020	66.5
6.	2005	65.8
7.	2017	65.7
8.	2007	64.8
9.	2014	64.7
10.	2018	64.6

PASS EFFICIENCY		
1.	2013	164.2
2.	2012	163.1
3.	2019	157.4
4.	2020	156.7
5.	2018	154.7
6.	2015	153.2
7.	2016	152.2
8.	1950	148.0
9.	2007	142.1
10.	1989	139.8

INTERCEPTION AVOIDANCE		
1.	2020	1.22
2.	2007	1.32
3.	2018	1.57
4.	2017	1.91
5.	2019	1.96
6.	1988	1.99
7.	1992	2.05
8.	2022	2.08
9.	2011	2.29
10.	1990	2.33

TOUCHDOWNS		
1.	2018	90
2.	2019	88
3.	2016	75
4.	2015	71
5.	2013	69
6.	2012	68
7.	2020	67
8.	2017	62
9.	2011	58
10.	2022	57

POINTS		
1.	2018	664
2.	2019	659
3.	2016	588
4.	2015	577
5.	2012	533
6.	2013	522
	2020	522
8.	2011	470
9.	2017	466
10.	2022	465

POINTS PER GAME		
1.	2018	44.3
2.	2019	43.9

3.	2020	43.5
4.	2012	41.0
5.	2013	40.2
6.	2016	39.2
7.	2015	38.5
8.	2000	34.7
9.	1950	34.4
10.	2011	33.6

SCORING MARGIN		
1.	1900	+35.3
2.	2018	+31.1
3.	1901	+30.4
	2019	+30.4
5.	1950	+26.7
6.	1903	+24.2
7.	2020	+23.3
8.	1898	+22.5
9.	2016	+21.2
10.	1978	+19.8

PUNTING AVERAGE		
1.	1984	44.0
2.	1990	43.7
3.	1983	43.3
4.	1979	43.0
5.	1989	42.7
6.	2010	42.5
7.	2014	42.4
8.	2020	42.4

NET PUNTING AVERAGE		
1.	1984	42.7
2.	2019	41.4
3.	2010	40.5
4.	1983	40.3
5.	2014	40.2
6.	2021	39.6
7.	2020	39.5
8.	1981	39.4
9.	1989	39.3
10.	1979	39.0

PUNT RETURN AVERAGE		
1.	1948	17.1
2.	1954	16.3
3.	1961	15.9
4.	2000	15.0
5.	1970	14.9
6.	2009	14.4
7.	1938	14.2

8.	1987	13.6
9.	1993	12.9

KICKOFF RETURN AVERAGE		
1.	2003	27.7
2.	2004	27.1
3.	2006	25.4
4.	2021	24.9
5.	2002	24.3
6.	2007	23.9
7.	1997	23.9
8.	1959	23.9
9.	2009	23.8
10.	1968	23.4

FIRST DOWNS		
1.	2016	403
2.	2015	393
	2019	393
4.	2018	358
5.	2012	341
6.	2013	327
7.	2022	321
8.	2011	315
9.	2017	309
10.	2003	303

FIRST DOWNS PER GAME		
1.	2016	26.9
2.	2012	26.2
3.	2015	26.2
	2019	26.2
5.	2013	25.2
6.	2020	24.6
7.	2018	23.9
8.	2001	23.5
9.	2003	23.3
10.	2022	22.9

FEWEST TURNOVERS		
1.	1940	8
2.	1938	10
3.	1994	12
	2007	12
5.	1988	13
	1989	13
7.	2005	15
	2019	15
	2020	15
10.	2017	16

FEWEST TURNOVERS PER GAME		
1.	1940	0.88
2.	2007	0.92
3.	2019	1.00
4.	1988	1.08
	1989	1.08
6.	1994	1.09
7.	1938	1.11
8.	2018	1.13
9.	2017	1.14
10.	2020	1.25

DEFENSIVE TEAM SEASON BESTS

PLAYS		
1.	1943	462
2.	1940	468
3.	1941	487
4.	1946	489
5.	1938	491
6.	1953	516
7.	1939	519
	1944	519

PLAYS PER GAME		
1.	1939	51.9
2.	1940	52.0
3.	1954	52.8
4.	1945	53.3
5.	1941	54.1
6.	1946	54.3
7.	1963	54.4

YARDS PER PLAY		
1.	1939	3.03
2.	1954	3.34
3.	1963	3.40
4.	1990	3.52
5.	1940	3.53
6.	1959	3.53
7.	1938	3.55

YARDS PER GAME		
1.	1939	157.5
2.	1954	176.1
3.	1948	177.2
4.	1940	183.6

5.	1963	184.7
6.	1945	193.2
7.	1938	193.3

CARRIES		
1.	1941	334
2.	1946	336
3.	1940	339
4.	1963	344
5.	1943	349
6.	1945	364

CARRIES PER GAME		
1.	2022	31.6
2.	1986	32.8
3.	1990	33.5
	1991	33.5
5.	2021	33.8
6.	2008	34.1
7.	1963	34.4
8.	1995	34.6
9.	1987	34.7

RUSHING YARDS		
1.	1991	733
2.	1990	848
3.	1941	904
4.	1987	912
5.	1963	931
6.	1954	969
7.	1997	970
8.	1982	1068

OVERTIME GAMES (8-8)						
Date	Opponent	Site	W-L	Score	OT	Deciding Play
11-8-97	Duke	H	W	29-20	1	*Rahim Abdullah 63 interception return
9-29-01	Georgia Tech	A	W	47-44	1	*Woodrow Dantzler 11 run
10-11-03	Virginia	H	W	30-27	1	*Kevin Youngblood 4 pass from Charlie Whitehurst
9-4-04	Wake Forest	H	W	37-30	2	Kyle Browning 11 pass from Charlie Whitehurst
11-6-04	Miami (Fla.)	A	W	24-17	1	Reggie Merriweather 2 run
9-17-05	Miami (Fla.)	H	L	30-36	3	Tyrone Moss 25 run
9-24-05	Boston College	H	L	13-16	1	*Brian Toal 1 run
9-9-06	Boston College	A	L	33-34	2	L.V. Whitworth 6 run, *Ryan Ohliger extra point
12-31-07	Auburn	N1	L	20-23	1	*Kodi Burns 7 run
10-24-09	Miami (Fla.)	A	W	40-37	1	*Jacoby Ford 26 pass from Kyle Parker
9-18-10	Auburn	A	L	24-27	1	Wes Byrum 39 FG
9-20-14	Florida State	A	L	17-23	1	*Karlos Williams 12 run
10-15-16	NC State	H	W	24-17	1	Artavis Scott 10 pass from Deshaun Watson
11-7-20	Notre Dame	A	L	40-47	2	Kyren Williams 3 run
9-25-21	NC State	A	L	21-27	2	Devin Carter 22 pass from Devin Leary
9-24-22	Wake Forest	A	W	51-45	2	Davis Allen 21 pass from DJ Uiagalelei

* - score ended game; N1 - Atlanta, Ga.; Note: Home games in bold.

RUSH YARDS PER GAME		
1.	1991	61.1
2.	1990	70.9
3.	1987	82.6
4.	1997	88.2
5.	1963	93.1
6.	2018	96.3
7.	2021	96.3
8.	1989	96.9
9.	1954	96.9

YARDS PER CARRY		
1.	1991	1.82
2.	1990	2.11
3.	1987	2.42
4.	1954	2.50
5.	2018	2.51
6.	1981	2.54
7.	1982	2.67
8.	1997	2.68

COMPLETIONS		
1.	1939	32
2.	1938	39
3.	1940	46
4.	1956	48
5.	1942	49
	1955	49
	1957	49

COMPLETIONS PER GAME		
1.	1939	3.2
2.	1938	4.3
3.	1956	4.4
4.	1942	4.9
	1955	4.9
	1957	4.9
7.	1940	5.1

PASS ATTEMPTS		
1.	1938	105
2.	1939	109
3.	1944	109
4.	1943	113
5.	1956	124
6.	1940	129
	1957	129

PASS ATTEMPTS PER GAME		
1.	1939	10.9
2.	1959	11.3
3.	1938	11.7
4.	1944	12.1
5.	1975	12.5
6.	1957	12.9
7.	1955	13.4

PASSING YARDS		
1.	1939	449
2.	1956	526
3.	1938	531
4.	1940	558
5.	1957	597
6.	1942	724
7.	1954	792

PASS YARDS PER GAME		
1.	1938	33.0
2.	1939	44.9
3.	1956	52.6
4.	1957	59.7
5.	1944	71.0
6.	1942	72.4

COMPLETION PERCENTAGE		
1.	1939	29.4
2.	1951	34.7

3.	1945	35.5
4.	1940	35.7
	1953	35.7
6.	1944	36.7
7.	1955	37.0

PASS EFFICIENCY		
1.	1951	48.7
2.	1956	55.0
3.	1950	59.1
4.	1964	76.7
5.	1952	81.0
6.	1978	81.7
7.	1981	81.9
8.	1971	86.6

INTERCEPTIONS		
1.	1951	25
2.	1978	24
3.	1981	23
4.	1950	22
	1995	22
6.	1948	21
	1977	21
	1989	21
	2002	21
	2009	21

INTERCEPTIONS PER GAME		
1.	1951	2.27
2.	1950	2.20
3.	1940	2.11
4.	1978	2.00
5.	1981	1.91
6.	1948	1.91
7.	1945	1.90
	1964	1.90

INTERCEPTION RETURN YARDS		
1.	2008	368
2.	1951	363
3.	1959	349
4.	1970	344
5.	2009	342
6.	2018	328
7.	1978	327
8.	1987	318

TOUCHDOWNS ALLOWED		
1.	1939	6
2.	1940	8
3.	1950	11
	1956	11
	1979	11
	1981	11
	1990	11
8.	1967	15

POINTS ALLOWED PER GAME		
1.	1939	4.5
2.	1938	6.2
3.	1948	6.9
4.	1945	7.3
5.	1956	7.4
6.	1950	7.6
7.	1957	7.8

TURNOVERS FORCED		
1.	1981	41
2.	1950	40
3.	1978	38
	1983	38
	1989	38
6.	1973	37
	1977	35
	1982	35

TURNOVERS FORCED PER GAME		
1.	1943	4.00
	1950	4.00
3.	1952	3.56
4.	1983	3.45
5.	1981	3.42
6.	1945	3.40
	1964	3.40
	1968	3.40

SACKS		
1.	2018	54
2.	2016	49
3.	2015	48
4.	1999	47
	2019	47
6.	1996	46
	1992	46
	2017	46
	2020	46

SACKS PER GAME		
1.	1992	4.18
2.	1999	3.92
3.	1996	3.83
	2020	3.83
5.	2004	3.81
6.	1984	3.73

TACKLES FOR LOSS		
1.	2018	136
2.	2014	131
3.	2016	130
4.	2015	126
5.	2013	122
6.	1991	119
	2019	119
8.	1990	116
9.	2004	112
	1996	112

TACKLES FOR LOSS PER GAME		
1.	2004	10.2
2.	2014	10.1
3.	1991	9.9
4.	1990	9.7
5.	2013	9.4
6.	1996	9.3
7.	2020	9.1
8.	2018	9.1
9.	1992	8.6

Note: Bold denotes under Dabo Swinney as a full-time head coach.



RASHARD HALL HAD SIX OF CLEMSON'S 21 INTERCEPTIONS, TIED FOR SIXTH MOST IN CLEMSON HISTORY, IN 2009.

INDIVIDUAL RECORDS

RUSHING

CARRIES

Game: 36, Jim Shirley vs. NC State, 10-6-1951; Ray Yauger vs. Wake Forest, 10-18-1969; Raymond Priester vs. Maryland, 10-25-1997
Season: 283, Wayne Gallman, 2015
Career: 805, Raymond Priester, 1994-97

CONSECUTIVE CARRIES

Game: 12, Raymond Priester vs. Maryland, 10-25-1997

RUSHING YARDS

Half: 215, Don King vs. Fordham (1st half), 11-8-1952
Game: 263, Raymond Priester vs. Duke, 11-11-1995
Season: 1,658, Travis Etienne, 2018
Career: 4,952, Travis Etienne, 2017-20

RUSHING YARDS PER GAME

Season: 112.1, Raymond Priester, 1996 (1,345 in 12 games)
Career: 90.0, Travis Etienne, 2017-20 (4,952 in 55 games)

YARDS PER CARRY

Game: (Min. 5 Carries) 30.4, Ken Moore (5-152) vs. The Citadel, 11-27-1954
Season: (Min. 200 Yards) 9.9, Derrick Hamilton, 2002 (21-208) (Min. 300 Yards) 8.8, Lyn-J Dixon, 2018 (62-547) (Min. 600 Yards) 8.1, Travis Etienne, 2018 (204-1658)
Career: (Min. 1,000 Yards) 7.2 by Travis Etienne, 2017-20 (686-4952) (Min. 2,000 Yards) 7.2 by Travis Etienne, 2017-20 (686-4952)

100-YARD GAMES

Season: 9, Wayne Gallman, 2015
Career: 20, Travis Etienne, 2017-20

CONSECUTIVE 100-YARD GAMES

Season: 6, Travis Etienne, 2019
Career: 6, Travis Etienne, 2019
By a QB: 4, Woodrow Dantzler, 2000

100-YARD GAMES VS. ONE OPPONENT

Career: 3, Kenny Flowers vs. Duke, 1983-85; Wayne Gallman vs. South Carolina, 2014-16; Travis Etienne vs. Wake Forest, 2018-20

200-YARD GAMES

Season: 2, Terrence Flagler, 1986; Travis Etienne, 2019
Career: 3, Travis Etienne, 2017-20

RUSHING YARDS IN A SERIES IN A SEASON

2 Games: 387, Terrence Flagler, 1986
3 Games: 520, Woodrow Dantzler, 2000
4 Games: 654, Travis Etienne, 2018
5 Games: 752, Travis Etienne, 2019
6 Games: 873, Travis Etienne, 2019

RUSHING YARDS BY A FRESHMAN

Game: 234, Don King vs. Fordham, 11-8-1952
Season: 973, Terry Allen, 1987

RUSHING YARDS BY A QUARTERBACK

Game: 220, Woodrow Dantzler vs. Virginia, 9-23-2000
Season: 1,105, Deshaun Watson, 2015
Career: 2,761, Woodrow Dantzler, 1998-01

RUSHING YARDS BY TWO PLAYERS

Game: 358, Raymond Priester (263) & Nealon Greene (95) vs. Duke, 11-11-1995
Season: 2,632, Wayne Gallman (1,527) & Deshaun Watson (1,105), 2015
Career: 5,819, Travis Zachery (3,058) & Woodrow Dantzler (2,761), 1998-01

° - two players in the same senior class

RUSHING TOUCHDOWNS

Game: 5, Stumpy Banks vs. Furman, 10-13-1917; Maxcey Welch vs. Newberry, 10-17-1930
Season: 24, Travis Etienne, 2018
Career: 70, Travis Etienne, 2017-20

PASSING

PASSING ATTEMPTS

Half: 46, Rodney Williams vs. NC State (2nd), 10-24-1987
Game: 70, Deshaun Watson vs. Pittsburgh, 11-12-2016
Season: 579, Deshaun Watson, 2016
Career: 1,402, Tajh Boyd, 2010-13

PASSING ATTEMPTS PER GAME

Season: 38.6, Deshaun Watson, 2016 (579 in 15 games)
Career: 31.8, Deshaun Watson, 2014-16 (1,207 in 38 games)

COMPLETIONS

Game: 52, Deshaun Watson vs. Pittsburgh, 11-12-2016
Consecutive Games: 75, Deshaun Watson, vs. Pittsburgh, Wake Forest, 2016

Three Consecutive Games: 102, Deshaun Watson, vs. Pittsburgh, Wake Forest, South Carolina, 2016

Consecutive Games With 20: 6, Charlie Whitehurst, 2003; Deshaun Watson, 2015

Season: 388, Deshaun Watson, 2016
Career: 901, Tajh Boyd, 2010-13

COMPLETIONS PER GAME

Season: 25.9, Deshaun Watson, 2016 (388 in 15 games)
Career: 21.4, Deshaun Watson, 2014-16 (814 in 38 games)

CONSECUTIVE COMPLETIONS

Game: 18, Trevor Lawrence vs. South Carolina, 11-30-2019
Season: 19, Deshaun Watson, 2016 (last 9 vs. South Carolina, first 10 vs. Virginia Tech)

CONSECUTIVE GAMES COMPLETING A PASS

Season: 15, Deshaun Watson, 2015,16; Trevor Lawrence, 2018,19
Career: 46, Rodney Williams, 1985-88

COMPLETION PERCENTAGE

Game: (Min. 9 Att.) 100.0, Steve Fuller vs. The Citadel, 9-16-1978 (9-9)
(Min. 15 Att.) 95.0, Cole Stoudt vs. South Carolina State, 9-7-2013 (19-20)
(Min. 20 Att.) 95.0, Cole Stoudt vs. South Carolina State, 9-7-2013 (19-20)
Season: (Min. 100 Att.) 68.5, Tajh Boyd, 2013 (283-413)
Career: (Min. 200 Att.) 67.4, Deshaun Watson, 2014-16 (814-1207)

PASSING YARDS

Game: 580*, Deshaun Watson vs. Pittsburgh, 11-12-2016
Season: 4,593*, Deshaun Watson, 2016
Career: 11,904, Tajh Boyd, 2010-13

PASSING YARDS PER GAME

Season: 315.3, Trevor Lawrence, 2020
Career: 267.4, Deshaun Watson, 2014-16

PASSING YARDS IN CONSECUTIVE GAMES

2 Games: 789, Tajh Boyd, 2013
3 Games: 1,135, Deshaun Watson, 2016
4 Games: 1,513, Deshaun Watson, 2016
5 Games: 1,783, Deshaun Watson, 2016
6 Games: 2,096, Deshaun Watson, 2016

YARDS PER COMPLETION

Game: (Min. 8 Comp.) 28.0, Tommy Kendrick vs. Virginia, 10-16-1971 (9-252)
Season: (Min. 45 Comp.) 21.3, Bobby Gage, 1947 (47-1002)
Career: (Min. 100 Comp.) 19.9, Bobby Gage, 1945-48 (123-2448)

YARDS PER PASSING ATTEMPT

Game: (Min. 10 Att.) 22.27, Bobby Gage vs. Furman, 11-8-1947 (11-245)
Season: (Min. 100 Att.) 10.70, Deshaun Watson, 2014 (137-1466)
Career: (Min. 200 Att.) 8.87, Trevor Lawrence, 2018-20 (758-1138)

200-YARD PASSING GAMES

Season: 13, Tajh Boyd, 2011; Deshaun Watson, 2016
Career: 35, Tajh Boyd, 2010-13

300-YARD PASSING GAMES

Season: 7, Tajh Boyd, 2012,13; Deshaun Watson, 2016
Career: 18, Tajh Boyd, 2010-13

PASSING TOUCHDOWNS

Half: 5, Tajh Boyd vs. Wake Forest, 10-25-2012 (1st); Tajh Boyd vs. Duke, 11-3-2012 (1st); Tajh Boyd vs. The Citadel, 11-23-2013 (1st); Trevor Lawrence vs. Georgia Tech, 10-17-2020 (1st)

Game: 6, Deshaun Watson vs. North Carolina, 9-27-2014; Deshaun Watson vs. South Carolina, 11-26-2016

Season: 41, Deshaun Watson, 2016
Career: 107, Tajh Boyd, 2010-13

PASSING TOUCHDOWNS PER GAME

Season: 2.73, Deshaun Watson, 2016 (41 in 15 games)
Career: 2.37, Deshaun Watson, 2014-16 (90 in 38 games)

PASS EFFICIENCY RATING

Game: (Min. 10 Att.) 310.7, Bobby Gage vs. Furman, 11-8-1948 (9-11-245-1-2)
(Min. 20 Att.) 261.9, Tajh Boyd vs. Syracuse, 10-5-2013 (20-27-455-2-5)
Season: (Min. 100 Att.) 188.6, Deshaun Watson, 2014
Career: (Min. 300 Att.) 164.3, Trevor Lawrence, 2018-20

PASSES HAD INTERCEPTED

Game: 5, Don King vs. Auburn, 11-21-1953
Season: 20, Tommy Kendrick, 1969
Career: 46, Charlie Whitehurst, 2002-05

LOWEST INTERCEPTION PERCENTAGE

Season: (Min. 75 Att.) 0.00, DJ Iagalelei, 2020 (0 in 117 attempts)
Career: (Min. 100 Att.) 1.49, Trevor Lawrence, 2018-20 (17 in 1,138 attempts)

CONSECUTIVE PASSES WITHOUT AN INTERCEPTION

Start of Career: 165, Cullen Harper, 2005-07
Season: 239, Trevor Lawrence, 2019
Career: 366, Trevor Lawrence, 2019-20

WINS AS A STARTING QUARTERBACK

FY Freshman: 11, Trevor Lawrence, 2018
FY Starter: 12, Kelly Bryant, 2017
Season: 14, Deshaun Watson, 2015,16; Trevor Lawrence, 2019
Career: 34, Trevor Lawrence, 2018-20

WINNING PERCENTAGE AS A STARTING QUARTERBACK

Season: 100.0, Homer Jordan, 1981 (12-0)
Career: (Min. 15 Games) 94.4, Trevor Lawrence, 2018-20 (34-2)

TOP-25 WINS AS A STARTING QUARTERBACK

Season: 6, Kelly Bryant, 2017
Career: 9, Deshaun Watson, 2014-16; Trevor Lawrence, 2018-20

STARTS AT QUARTERBACK

Career: 44, Rodney Williams, 1985-88

CONSECUTIVE STARTS AT QUARTERBACK

Career: 40, Tajh Boyd, 2011-13

TOTAL OFFENSE

TOTAL OFFENSE PLAYS

Game: 79, Tajh Boyd vs. LSU,12-31-2012
Season: 745, Deshaun Watson, 2016
Career: 1,907, Tajh Boyd, 2010-13 (1,402 passes, 505 rushes)

TOTAL OFFENSE YARDS

Game: 588, Deshaun Watson vs. Pittsburgh, 11-12-2016
Season: 5,219, Deshaun Watson, 2016
Career: 13,069, Tajh Boyd, 2010-13
vs. One Team/Career: 1,255, Tajh Boyd vs. Wake Forest, 2010-13

TOTAL OFFENSE YARDS PER GAME

Season: 347.9, Deshaun Watson, 2015
Career: 318.3, Deshaun Watson, 2014-16

TOTAL OFFENSE YARDS PER PLAY

Game: 12.9, Tajh Boyd vs. Syracuse, 10-5-2013 (35 plays, -5 rush, 455 pass for 450 yards)
Season: 8.3, Trevor Lawrence, 2020 (402 plays, 203 rush, 3,153 pass for 3,356 yards)
Career: 8.1, Trevor Lawrence, 2018-20 (1,369 plays, 943 rush, 10,098 pass for 11,041 yards)
Note: Only quarterbacks listed.

200-YARD TOTAL OFFENSE GAMES

Season: 14, Deshaun Watson, 2015,16
Career: 36, Tajh Boyd, 2010-13

300-YARD TOTAL OFFENSE GAMES

Season: 11, Deshaun Watson, 2016
Career: 22, Tajh Boyd, 2010-13; Deshaun Watson, 2014-16

100-YARD RUSHING, 300-YARD TOTAL OFFENSE GAMES

Season: 5, Woodrow Dantzler, 2001; Deshaun Watson, 2015
Career: 11, Woodrow Dantzler, 1998-01

INDIVIDUAL RECORDS

RECEIVING

RECEPTIONS

Game: 16, Sammy Watkins vs. Ohio State, 1-3-2014
Season: 101, Sammy Watkins, 2013
Career: 245, Artavis Scott, 2014-16

RECEPTIONS PER GAME

Season: 7.77 by Sammy Watkins, 2013 (101 in 13 games)
Career: 6.67 by Sammy Watkins, 2011-13 (240 in 36 games)

RECEIVING YARDS

Half: 177, Sammy Watkins vs. Wake Forest, 10-25-2012 (1st)
Game: 227, Sammy Watkins vs. Ohio State, 1-3-2014
Season: 1,464, Sammy Watkins, 2013
Career: 3,391, Sammy Watkins, 2011-13

RECEIVING YARDS PER GAME

Season: 112.6 by Sammy Watkins, 2013 (1,464 in 13 games)
Career: 94.2 by Sammy Watkins, 2011-13 (3,391 in 36 games)

100-YARD RECEIVING GAMES

Season: 8, Sammy Watkins, 2013
Career: 15, Sammy Watkins, 2011-13
Consecutive: 3, Charlie Waters, 1969; Tony Horne, 1997; Rod Gardner, 2000; DeAndre Hopkins, 2011-12; Sammy Watkins, 2011,13; Cornell Powell, 2020

YARDS PER RECEPTION

Game: (Min. 5 rec.) 35.2, Martavis Bryant vs. Georgia Tech, 11-14-2013 (5-176)
Season: (Min. 10 rec.) 32.1, Gary Cooper, 1988 (13-417) (Min. 20 rec.) 21.7, Justyn Ross, 2018 (46-1000)
Career: (Min. 35 rec.) 22.2, Martavis Bryant, 2011-13 (61-1354)

RECEIVING TOUCHDOWNS

Quarter: 3, DeAndre Hopkins vs. Ball State, 9-8-2012 (2nd); DeAndre Hopkins vs. Duke, 11-3-2012 (1st)
Game: 3, Dreher Gaskin vs. Auburn, 11-21-1953; Tony Horne vs. UTEP, 10-4-1997; Rod Gardner vs. North Carolina, 10-21-2000; DeAndre Hopkins vs. Ball State, 9-8-2012; DeAndre Hopkins vs. Duke, 11-3-2012; Mike Williams vs. South Carolina, 11-26-2016; Diondre Overton vs. Boston College, 10-26-2019; Tee Higgins vs. Wake Forest, 11-16-2019; Tee Higgins vs. Virginia, 12-7-2019
Season: 18, DeAndre Hopkins, 2012
Career: 27, DeAndre Hopkins, 2010-12; Sammy Watkins, 2011-13; Tee Higgins, 2017-19

RECEPTIONS BY A RUNNING BACK

Game: 9, Jamie Harper vs. Florida State, 11-13-2010
Season: 48, Travis Etienne, 2020
Career: 123, C.J. Spiller, 2006-09

RECEIVING YARDS BY A RUNNING BACK

Game: 140, Travis Etienne vs. Boston College, 10-31-2020
Season: 588, Travis Etienne, 2020
Career: 1,420, C.J. Spiller, 2006-09

RECEPTIONS BY A TIGHT END

Game: 9, John McMakin vs. Florida State, 11-7-1970; Brandon Ford vs. LSU, 12-31-2012
Season: 50, Dwayne Allen, 2011
Career: 112, Jordan Leggett, 2013-16

RECEIVING YARDS BY A TIGHT END

Game: 122, Jordan Leggett vs. Florida State, 10-29-2016
Season: 736, Jordan Leggett, 2016
Career: 1,598, Jordan Leggett, 2013-16

RECEIVING TOUCHDOWNS BY A TIGHT END

Game: 2 by many
Season: 8, Dwayne Allen, 2011; Brandon Ford, 2012; Jordan Leggett, 2015
Career: 18, Jordan Leggett, 2013-16

CONSECUTIVE GAMES WITH A RECEPTION

Career: 43, Hunter Renfrow, 2015-18

INTERCEPTIONS

INTERCEPTIONS

Quarter: 3, Brian Dawkins vs. Duke, 11-11-1995
Game: 3, Kit Jackson vs. Wake Forest, 10-30-1965; Leomont Evans vs. NC State, 9-30-1995; Brian Dawkins vs. Duke, 11-11-1995; Alex Ardley vs. Maryland, 10-14-2000; Michael Hamlin vs. The Citadel, 9-6-2008
Season: 8, Robert O'Neal, 1989; Justin Miller, 2002; DeAndre McDaniel, 2009
Career: 17, Terry Kinard, 1979-82

INTERCEPTION RETURN YARDS

Game: 101, Willie Underwood vs. South Carolina, 11-22-1980
Season: 156, Don Kelley, 1970
Career: 275, Rex Varn, 1976-79

AVERAGE INTERCEPTION RETURN YARDS

Game: (Min. 2) 50.5, Willie Underwood vs. South Carolina, 11-22-1980 (2-101)
Season: (Min. 3) 52.0, Don Kelley, 1970 (3-156)
Career: (Min. 5) 36.0, K'Von Wallace, 2016-19 (5-180)

INTERCEPTION RETURNS FOR TOUCHDOWN

Game: 1 by many
Season: 3, Arlington Nunn, 1990
Career: 3, Arlington Nunn, 1987-90

INTERCEPTIONS BY A LINEBACKER

Game: 2, Johnny Rembert vs. Western Carolina, 11-25-1982
Season: 6, Johnny Rembert, 1982
Career: 8, Johnny Rembert, 1981,82

PUNTING

PUNTS

Game: 13, Marion Butler vs. Wake Forest, 10-31-1942; Kevin Laird vs. Florida State, 10-17-1998
Season: 81, David Sims, 1979
Career: 292, Will Spiers, 2017-21

PUNTING AVERAGE

Game: (Min. 3 punts) 55.3, Dale Hatcher vs. Kentucky, 10-2-1982 (3-166)
Season: (Min. 25 punts) 44.5, Chris Gardocki, 1990 (58-2580)
Career: (Min. 50 punts) 43.5, Chris Gardocki, 1988-90 (151-6566)

NET PUNTING AVERAGE

Game: (Min. 4 punts) 51.0, Dawson Zimmerman vs. North Texas, 9-4-2010 (6 punts)
Season: (Min. 25 punts) 42.7, Dale Hatcher, 1984 (54 punts)
Career: (Min. 50 punts) 40.7, Dale Hatcher, 1981-84 (191 punts)

PUNTS OF 50+ YARDS

Game: 6, Banks McFadden vs. Tulane, 9-30-1939 (12 punts)
Season: 22, Banks McFadden, 1939 (65 punts)
Career: 59, Will Spiers, 2017-21 (292 punts)

PUNTS INSIDE THE 20

Game: 7, Kevin Laird vs. LSU, 12-28-1996
Season: 28, Bradley Pinion, 2014
Career: 108, Will Spiers, 2017-21

PUNTING YARDS

Game: 546, Kevin Laird vs. Virginia Tech, 9-12-1998
Season: 3,468, David Sims, 1979
Career: 12,095, Will Spiers, 2017-21

PUNT RETURNS

PUNT RETURNS

Game: 10, Shad Bryant vs. Furman, 11-25-1939
Season: 39, Amari Rodgers, 2018
Career: 88, Marion Butler, 1941-43,45

PUNT RETURN YARDS

Game: 167*, Don Kelley vs. Maryland, 10-31-1970 (4 returns)
Season: 487, Shad Bryant, 1938 (27 returns)
Career: 779, Shad Bryant, 1937-39

PUNT RETURN AVERAGE

Game: (Min. 2 Ret.) 51.0, Richie Luzzi vs. Georgia, 9-28-1968 (2-102)
(Min. 4 Ret.) 41.8*, Don Kelley vs. Maryland, 10-31-1970 (4-167)
Season: (Min. 10 Att) 16.9, Bobby Gage, 1948 (12-203)
Career: (Min. 20 Att.) 17.5, Streak Lawton, 1934-36 (26-456)

RETURN YARDS (PR & IR)

Game: 223*, Don Kelley vs. Maryland, 10-31-1970
Season: 545, Don Kelley, 1970
Career: 820, Shad Bryant, 1937-39 (779 PR, 41 IR)

TAKEAWAY RETURN YARDS (FR & IR)

Game: 101, Willie Underwood vs. South Carolina, 11-22-1980
Season: 160, Antwan Edwards, 1998 (104 FR, 56 IR)
Career: 299, Antwan Edwards, 1995-98 (104 FR, 195 IR)

PUNT RETURNS FOR TOUCHDOWN

Game: 1 by many
Season: 2, Shad Bryant, 1938; Don Kelley, 1970; Donnell Woolford, 1987
Career: 2, Shad Bryant, 1937-39; Don Kelley, 1969-71; Donnell Woolford, 1985-88; Justin Miller, 2002-04; Jacoby Ford, 2006-09

BLOCKED KICKS (PUNTS & PLACEKICKS)

Game: 2, Wingo Avery vs. The Citadel, 11-27-1954; Mitch Belton vs. Maryland, 9-23-1989; Rahim Abdullah vs. Auburn, 1-2-1998
Season: 3, Mitch Belton, 1989; Leomont Evans, 1995
Career: 4, Jarvis Jenkins, 2007-10

BLOCKED PUNTS

Quarter: 2, Mitch Belton vs. Maryland (2nd), 9-23-1989
Game: 2, Wingo Avery vs. The Citadel, 11-27-1954; Mitch Belton vs. Maryland, 9-23-1989; Rahim Abdullah vs. Auburn, 1-2-1998
Season: 3, Mitch Belton, 1989
Career: 3, Mitch Belton, 1989,90

BLOCKED PLACEKICKS

Game: 1 by many
Season: 2, Terrance Dixon, 1992; Jarvis Jenkins, 2010; Dexter Lawrence, 2016
Career: 4, Jarvis Jenkins, 2007-10

KICKOFF RETURNS

KICKOFF RETURNS

Game: 7, John Shields vs. Alabama, 1969; Sammy Watkins vs. West Virginia, 2011
Season: 33, Sammy Watkins, 2011
Career: 74, C.J. Spiller, 2006-09

KICKOFF RETURN YARDS

Game: 282, Justin Miller vs. Florida State, 2004 (6 returns)
Season: 826, Sammy Watkins, 2011
Career: 2,052, C.J. Spiller, 2006-09 (74 returns)

KICKOFF RETURNS FOR TOUCHDOWN

Game: 2, Justin Miller vs. Florida State, 2004
Consecutive Games: 2*, C.J. Spiller vs. Duke, Wake Forest, 2007
Season: 4*, C.J. Spiller, 2009
Career: 7*, C.J. Spiller, 2006-09

KICKOFF RETURN AVERAGE

Game: (Min. 2 ret.) 71.5, Derrick Hamilton vs. Maryland, 10-11-2001 (2-153)
Season: (Min 10 ret.) 35.1, Justin Miller, 2002 (13-456)
Career: (Min. 20 ret.) 30.7*, Justin Miller, 2002-04 (50-1534)

SCORING

POINTS

Game: 33, Maxcey Welch vs. Newberry, 1930
Season: 156, Travis Etienne, 2018
Career: 468, Travis Etienne, 2017-20

POINTS PER GAME

Season: 10.4, Travis Etienne, 2018 (156 in 15 games)
Career: 8.5, Travis Etienne, 2017-20 (468 in 55 games)

TOUCHDOWNS

Game: 5, Stumpy Banks vs. Furman, 10-13-1917 (all rushing), Maxcey Welch vs. Newberry, 10-17-1930 (all rushing)
Season: 26*, Travis Etienne, 2018 (24 rushing, 2 receiving)
Career: 78*, Travis Etienne, 2017-20 (70 rushing, 8 receiving)

TOUCHDOWNS (RUN & PASS)

Game: 8*, Tajh Boyd vs. NC State, 11-17-2012
Season: 50, Deshaun Watson, 2016
Career: 133*, Tajh Boyd, 2010-13

INDIVIDUAL RECORDS



B.T. POTTER KICKED A
TIGER-RECORD 73 FIELD
GOALS IN HIS CAREER.

TOUCHDOWNS OF 50+ YARDS

Season: 9, C.J. Spiller, 2009 (1 run, 3 reception, 1 PR, 4 KOR)
Career: 21, C.J. Spiller, 2006-09 (6 run, 7 reception, 1 PR, 7 KOR)

TOUCHDOWNS OF 80+ YARDS

Season: 4, C.J. Spiller, 2009
Career: 11, C.J. Spiller, 2006-09

DIFFERENT WAYS ACCOUNTING FOR A TOUCHDOWN

Season: 5, C.J. Spiller, 2009 (run, pass, reception, PR, KOR)
Career: 5, C.J. Spiller, 2006-09 (run, pass, reception, PR, KOR); Jacoby Ford, 2006-09 (run, pass, reception, PR, KOR)

CONSECUTIVE GAMES WITH A TOUCHDOWN

Season: 14, C.J. Spiller, 2009
Career: 14, C.J. Spiller, 2009

TOUCHDOWN RETURNS

Game: 2, Walt Laraway vs. The Citadel, 11-27-1954 (1 IR, 1 BPR); Justin Miller vs. Florida State, 9-25-2004 (2 KOR); Kourtnei Brown vs. North Carolina, 10-22-2012 (1 IR, 1 FR)
Season: 5, C.J. Spiller, 2009 (1 PR, 4 KOR)
Career: 8, C.J. Spiller, 2006-09 (1 PR, 7 KOR)

LONGEST SCORING LATERAL PLAY

Game: 65, Don Willis to Shad Bryant vs. George Washington, 11-5-1938

FUMBLE RETURN YARDS

Scoring: 93, Antwan Edwards vs. Virginia, 9-19-1998
Non-Scoring: 83, Tim Childers vs. Western Carolina, 1982

EXTRA POINTS MADE

Game: 11, W.C. Forsythe vs. Bingham, 10-20-1898
Season: 79, B.T. Potter, 2019
Career: 234, B.T. Potter, 2018-22

EXTRA POINTS ATTEMPTED

Game: 11, W.C. Forsythe vs. Bingham, 10-20-1898
Season: 79, B.T. Potter, 2019
Career: 235, B.T. Potter, 2018-22

EXTRA POINTS MADE WITHOUT A MISS

Season: 79, B.T. Potter, 2019
Career: 88, Mark Buchholz, 2007,08

CONSECUTIVE EXTRA POINTS MADE

Career: 122, B.T. Potter, 2018-20

FIELD GOALS MADE

Game: 6, Jad Dean vs. Texas A&M, 9-3-2005; Richard Jackson vs. NC State, 10-26-1991; Nelson Welch vs. Maryland, 11-14-1992; Jad Dean vs. Texas A&M, 9-3-2005; Mark Buchholz vs. NC State, 9-22-2007; Richard Jackson vs. Boston College, 9-19-2009
Season: 27, Greg Huegel, 2015
Career: 73, B.T. Potter, 2018-22

FIELD GOALS ATTEMPTED

Game: 6, Chris Gardocki vs. Georgia Tech, 10-13-1990; Nelson Welch vs. NC State, 10-26-1991; Nelson Welch vs. Maryland, 11-14-1992; Jad Dean vs. Texas A&M, 9-3-2005; Mark Buchholz vs. NC State, 9-22-2007; Richard Jackson vs. Boston College, 9-19-2009
Season: 36, Mark Buchholz, 2007
Career: 102, Nelson Welch, 1991-94

FIELD-GOAL PERCENTAGE

Game: 100.0, Jad Dean vs. Texas A&M, 9-3-2005 (6-6); Richard Jackson vs. Boston College, 9-19-2009 (6-6)
Season: 94.7, Chandler Catanzaro, 2012 (18-19)
Career: (Min. 20 Att.) 82.9, Bob Paulling, 1979,81-83 (34-41)

KICK-SCORING POINTS

Game: 19, Jad Dean vs. Texas A&M, 2005; Richard Jackson vs. Boston College, 2009
Season: 137, Greg Huegel, 2015
Career: 453, B.T. Potter, 2018-22

MULTIPLE FIELD-GOAL GAMES

Season: 9, Greg Huegel, 2015
Career: 25, Nelson Welch, 1991-94

CONSECUTIVE FIELD GOALS MADE

Career: 20, Chandler Catanzaro, 2011-12

CONSECUTIVE GAMES MAKING A FIELD GOAL

Career: 18, Greg Huegel, 2015,16

YARDS ON FIELD GOALS

Game: 217, Richard Jackson vs. Boston College, 9-19-2009
Season: 810, Greg Huegel, 2015; B.T. Potter, 2021
Career: 2,716, B.T. Potter, 2018-22

AVERAGE MADE FIELD GOAL

Game: (Min. 3 made) 48.7, Mark Buchholz vs. Wake Forest, 11-10-2007 (48, 52, 46)
Season: (Min. 10 made) 38.7, Donald Igwebuike, 1984 (19-736)
Career: (Min. 20 made) 38.6, Donald Igwebuike, 1981-84 (32-1237)

FIELD GOALS OF 40+ YARDS

Game: 3, Bob Paulling vs. North Carolina, 11-6-1982; Nelson Welch vs. NC State, 10-29-1991; Mark Buchholz vs. Wake Forest, 11-10-2007; Chandler Catanzaro vs. Troy, 9-3-2011
Season: 12, B.T. Potter, 2021
Career: 34, B.T. Potter, 2018-22

FIELD GOALS OF 50+ YARDS

Game: 1 by many
Season: 3, Richard Jackson, 2009; B.T. Potter, 2019
Career: 9, B.T. Potter, 2018-22

AVERAGE FIELD-GOAL ATTEMPT

Game: (Min. 3) 53.3 by Obed Ariri vs. Pittsburgh, 12-30-1977 (3-160)
Season: (Min. 10 Att.) 45.4 by Obed Ariri, 1977 (20-908)
Career: (Min. 30 Att.) 41.7 by Donald Igwebuike, 1981-84 (43-1792)

PERCENTAGE OF FIELD GOALS MADE OF 40+ YARDS

Game: (Min. 3 Made) 100.0 by Bob Paulling vs. North Carolina, 11-6-1982 (3-3); by Mark Buchholz vs. Wake Forest, 11-10-2007 (3-3); Chandler Catanzaro vs. Troy, 9-3-2011
Season: (Min. 8 Made) 100.0 by Donald Igwebuike, 1984 (8-8)
Career: (Min. 10 Made) 85.7 by B.T. Potter, 2021 (12-14)
Career: (Min. 10 Made) 77.1 by Chandler Catanzaro, 2010-13 (24-31)

MISCELLANEOUS

ALL-PURPOSE YARDS

Game: 345, Sammy Watkins vs. Maryland, 2011 (33 rush, 105 receiving, 207 KOR)
Season: 2,680*, C.J. Spiller, 2009 (1,212 rush, 503 receiving, 210 PR, 755 KOR)
Career: 7,588*, C.J. Spiller, 2006-09

ALL-PURPOSE YARDS PER GAME

Season: 191.4*, C.J. Spiller, 2009 (2,680 in 14 games)
Career: 145.9, C.J. Spiller, 2006-09 (7,588 in 52 games)

200-YARD ALL-PURPOSE GAMES

Season: 6, C.J. Spiller, 2009
Career: 8, C.J. Spiller, 2006-09

300-YARD ALL-PURPOSE GAMES

Season: 3, C.J. Spiller, 2009
Career: 3, C.J. Spiller, 2006-09

VICTORIES PLAYED

Career: 61, James Skalski, 2016-21; Will Swinney, 2017-21

SNAPS BY AN OFFENSIVE LINEMAN

Season: 1,096, Eric Mac Lain, 2015
Career: 3,754, Mitch Hyatt, 2015-18

SNAPS BY A QUARTERBACK

Season: 1,121, Deshaun Watson, 2015
Career: 2,963, Tajh Boyd, 2010-13

SNAPS BY A RUNNING BACK

Season: 798, Wayne Gallman, 2015
Career: 2,329, Raymond Priestler, 1994-97

SNAPS BY A WIDE RECEIVER

Season: 798, Rod Gardner, 1999
Career: 2,408, Aaron Kelly, 2005-08; Hunter Renfrow, 2015-18

SNAPS BY A DEFENSIVE LINEMAN

Season: 784, Kevin Dodd, 2015
Career: 2,441, Christian Wilkins, 2015-18

SNAPS BY A LINEBACKER

Season: 930, Kendall Joseph, 2016
Career: 2,410, Kendall Joseph, 2015-18

SNAPS BY A DEFENSIVE BACK

Season: 993, Coty Sensabaugh, 2011
Career: 2,760, Robert Carswell, 1997-00

* - ACC record

INDIVIDUAL DEFENSIVE RECORDS

TACKLES

Game: 27, Keith Adams vs. South Carolina, 1999
Season: 186, Keith Adams, 1999
Career: 515, Bubba Brown, 1976-79

FIRST HITS

Game: 18, Keith Adams vs. South Carolina, 1999
Season: 119, Jeff Davis, 1981; Keith Adams, 1999
Career: 295, Jeff Davis, 1978-81

TACKLES BY A LINEMAN

Game: 21, Willie Anderson vs. South Carolina, 1974
Season: 114, Mark Heniford, 1977
Career: 314, Jim Stuckey, 1976-79

TACKLES BY A DEFENSIVE BACK

Game: 20, Charles Hafley vs. Maryland, 2001; Jamaal Fudge vs. Virginia, 2003
Season: 129, Robert Carswell, 1999
Career: 372, Robert Carswell, 1997-00

TACKLES FOR LOSS

Game: 6, Keith Adams vs. Duke, 1999; Andre Branch vs. Virginia Tech, 2011
Season: 35, Keith Adams, 1999
Career: 61, Michael Dean Perry, 1984-87

SACKS

Game: 4, Keith Adams vs. Duke, 1999; Andre Branch vs. Virginia Tech, 2011; Austin Bryant vs. Auburn, 2017
Season: 16, Keith Adams, 1999
Career: 33, Vic Beasley, 2011-14

PASS BREAKUPS

Game: 5, Perry Williams vs. Virginia Tech, 1985
Season: 21, Tye Hill, 2004
Career: 44, Donnell Woolford, 1985-88

PASS BREAKUPS BY A DEFENSIVE LINEMAN

Game: 2, many
Season: 10, Christian Wilkins, 2016
Career: 16, Christian Wilkins, 2015-18

PASSES DEFENDED

Game: 5, Perry Williams vs. Virginia Tech, 1985
Season: 21, Dextra Polite, 1999; Tye Hill, 2004
Career: 54, Donnell Woolford, 1985-88

CAUSED FUMBLES

Game: 2, many
Season: 5, Brandon Maye, 2009
Career: 10, Jeff Davis, 1978-81
10, Ed McDaniel, 1988-91

RECOVERED FUMBLES

Game: 2, many
Season: 6, Ronnie Ducworth, 1968
Career: 8, Jeff Davis, 1978-81

FUMBLE RETURN YARDS

Game: 93, Antwan Edwards at Virginia, 1998
Season: 104, Antwan Edwards, 1998
Career: 104, Antwan Edwards, 1995-98

INTERCEPTIONS

Game: 3, Kit Jackson vs. Wake Forest, 1965; Leomont Evans vs. NC State, 1995; Brian Dawkins vs. Duke, 1995; Alex Ardley vs. Maryland, 2000; Michael Hamlin vs. The Citadel, 2008
Season: 8, Robert O'Neal, 1989; Justin Miller, 2002; DeAndre McDaniel, 2009
Career: 17, Terry Kinard, 1979-82

INTERCEPTION RETURN YARDS

Game: 101, Willie Underwood vs. South Carolina, 1980 (2 IR)
Season: 156, Don Kelley, 1970 (3 IR)
Career: 275, Rex Varn, 1976-79 (10 IR)

TAKEAWAYS

Game: 3, many
Season: 9, Robert O'Neal, 1989 (8 IR, 1 FR)
Career: 19, Terry Kinard, 1979-82 (17 IR, 2 FR)

SINGLE-GAME TACKLE BESTS

Rk	Player, Pos.	Opponent	Year	Tac.
1.	Keith Adams, LB	South Carolina	1999	27
2.	Jeff Davis, LB	North Carolina	1980	24
3.	Chad Carson, LB	Wake Forest	2001	23
4.	Bubba Brown, LB	Ohio State	1978	22
	Bubba Brown, LB	NC State	1979	22
	Jeff Davis, LB	Maryland	1980	22
	Chad Carson, LB	Georgia Tech	2000	22
8.	Willie Anderson, MG	South Carolina	1974	21
	Henry Walls, LB	Georgia Tech	1985	21
	John Leake, LB	Maryland	2002	21
11.	Jeff Davis, LB	Tulane	1981	20
	Henry Walls, LB	Boston College	1983	20
	Tim Jones, LB	Duke	1994	20
	Anthony Simmons, LB	South Carolina	1996	20
	Charles Hafley, FS	Maryland	2001	20
	Jamaal Fudge, ROV	Virginia	2003	20

RETURN YARDS ON TAKEAWAYS

Game: 101, Willie Underwood vs. South Carolina, 1980
Season: 160, Antwan Edwards, 1998
Career: 299, Antwan Edwards, 1995-98

TACKLES BY A KICKER

Game: 2, many
Season: 9, Spencer Benton, 2009
Career: 29, Spencer Benton, 2009-12

SPECIAL TEAM TACKLES*

Game: 7, Chad Speck vs. Georgia Tech, 1999
Season: 26, Rodney Thomas, 2000
Career: 47, Chad Speck, 1997-00; Dorian O'Daniel, 2014-17

* - since 1986 (all other stats are from 1976-22); all stats based on coaches film evaluation

HIGHEST SCORING QUARTERS

CLEMSON

1st	2nd	3rd	4th	Site-Opponent (Score)	Date
---	35	---	---	H - Wake Forest (82-24)	10-31-1981
---	35	---	---	A - Georgia Tech (73-7)	10-17-2020
---	---	35	---	H - North Carolina (59-38)	10-22-2011
---	32	---	---	H - Ball State (52-27)	9-8-2012
31	---	---	---	H - South Carolina State (59-0)	9-17-2016
31	---	---	---	H - Pittsburgh (52-17)	11-28-2020
28	---	---	---	A - Duke (56-20)	11-3-2012
28	---	---	---	A - NC State (55-10)	11-9-2019
28	---	---	---	H - The Citadel (49-0)	9-19-2020
28	---	---	---	H - South Carolina State (49-3)	9-11-2021
---	28	---	---	H - Presbyterian (54-0)	9-23-1950
---	28	---	---	A - Georgia Tech (42-45)	11-13-1999
---	28	---	---	A - Duke (52-22)	9-30-2000
---	28	---	---	N2 - Temple (63-9)	10-12-2006
---	28	---	---	H - Central Michigan (70-14)	10-20-2007
---	28	---	---	A - Wake Forest (42-13)	10-25-2012
---	28	---	---	H - NC State (62-48)	11-17-2012
---	28	---	---	H - The Citadel (52-6)	11-23-2013
---	28	---	---	H - App State (41-10)	9-12-2015
---	28	---	---	A - Florida State (59-10)	10-27-2018
---	28	---	---	A - Boston College (35-14)	11-11-1950
---	---	28	---	N1 - Louisiana Tech (49-24)	12-31-2001
---	---	28	---	H - Central Michigan (70-14)	10-20-2007
---	---	28	---	H - Louisville (77-16)	11-3-2018
---	---	---	28	H - Auburn (34-0)	11-24-1951
---	---	---	28	H - Furman (42-14)	11-26-1960
---	---	---	28	A - Maryland (49-25)	11-12-1988
---	---	---	28	H - Coastal Carolina (49-3)	10-31-2009
---	27	---	---	H - Presbyterian (76-0)	9-22-1945
---	---	27	---	A - Virginia (47-0)	9-26-1959
---	---	27	---	A - South Carolina (47-21)	11-22-1997
---	---	---	27	H - Duke (39-22)	10-19-1968
---	---	---	27	H - Boston College (34-7)	9-23-2017
26	---	---	---	H - Presbyterian (53-13)	9-20-1952
---	---	26	---	H - Presbyterian (76-0)	9-22-1945
---	---	26	---	H - The Citadel (59-0)	11-27-1954

OPPONENT

1st	2nd	3rd	4th	Site-Opponent (Score)	Date
---	35	---	---	N3 - West Virginia (33-70)	1-4-2012
---	31	---	---	H - Virginia Tech (0-37)	9-12-1998
28	---	---	---	A - NC State (17-42)	11-18-1972
---	28	---	---	A - Wake Forest (17-45)	11-1-2003
---	---	28	---	A - Tulane (13-54)	11-9-1946
---	27	---	---	A - NC State (13-37)	11-19-2011
---	---	---	26	A - Miami (Fla.) (7-39)	10-9-1953
---	---	---	26	A - Wake Forest (35-33)	11-1-1980

BOTH TEAMS

1st	2nd	3rd	4th	Site-Opponent (Score)	Date
---	42 (35-7)	---	---	H - Wake Forest (82-24)	10-31-1981
---	---	42 (35-7)	---	H - North Carolina (59-38)	10-22-2011
---	---	42 (27-15)	---	H - Duke (39-22)	10-19-1968
---	---	---	40 (22-18)	H - NC State (39-46)	10-31-1998
---	---	---	40 (16-24)	N4 - Alabama (40-45)	1-11-2016
38 (28-10)	---	---	---	A - Duke (56-20)	11-3-2012
---	38 (3-35)	---	---	N3 - West Virginia (33-70)	1-4-2012
---	---	---	38 (24-14)	A - Duke (34-31)	11-2-2002
---	37 (23-14)	---	---	H - North Carolina (37-29)	11-10-1973
---	---	---	36 (28-8)	H - Furman (42-14)	11-26-1960
---	---	---	36 (28-8)	A - Maryland (49-25)	11-12-1988
35 (21-14)	---	---	---	A - NC State (31-35)	10-9-1999
35 (21-14)	---	---	---	A - Syracuse (37-27)	11-14-2015
---	35 (28-7)	---	---	A - Georgia Tech (42-45)	11-13-1999
---	35 (32-3)	---	---	H - Ball State (52-27)	9-8-2012
---	35 (28-7)	---	---	A - Wake Forest (42-13)	10-25-2012
---	35 (35-0)	---	---	A - Georgia Tech (73-7)	10-17-2020
---	---	35 (28-7)	---	H - Central Michigan (70-14)	10-20-2007
---	---	35 (21-14)	---	H - NC State (62-48)	11-17-2012
---	---	---	35 (9-26)	A - Wake Forest (35-33)	11-1-1980
---	---	---	35 (14-21)	H - South Carolina (31-34)	11-23-1996
---	---	---	35 (14-21)	H - Georgia Tech (24-28)	9-11-2004
---	---	---	35 (21-14)	A - Maryland (40-27)	10-26-2013
---	---	---	35 (14-21)	A - Notre Dame (14-35)	11-5-2022

N1 - Humanitarian Bowl at Boise, Idaho; N2 - Charlotte, N.C.; N3 - Orange Bowl at Miami Gardens, Fla.; N4 - CFP National Championship Game at Glendale, Ariz.; Note: Highest-scoring overtime for both teams was 26, when Miami (Fla.) (16) defeated Clemson (10) in three overtimes on Sept. 17, 2005.

LONGEST PLAYS

PLAYS/RETURNS BY CLEMSON

Yds	Player(s)	Type	Site - Opp. (Score CU-Opp.)	Date
108	Richie Luzzi	MFG	A - Georgia (13-31)	9-28-1968
102	Don Kelley	INT	H - Duke (10-21)	10-24-1970
100	John Maxwell	KOR	N2 - Cumberland (11-11)	11-26-1903
100	Derrick Hamilton	KOR	A - Maryland (20-37)	11-10-2001
100	Derrick Hamilton	KOR	H - North Carolina (36-28)	10-25-2003
99	Bill Mathis	KOR	A - Georgia Tech (6-16)	10-3-1959
98	Hal Davis	KOR	H - Georgia (16-24)	10-13-1962
98	Doug Thomas	KOR	H - Long Beach St. (59-0)	9-1-1990
98	Doug Thomas	KOR	N3 - Maryland (18-17)	9-15-1990
98	Nate Wiggins	INT	N6 - North Carolina (39-10)	12-3-2022
97	Mark Fellers to Craig Brantley	Pass	H - Virginia (28-9)	11-16-1974
97	Justin Miller	KOR	A - Florida State (22-41)	9-25-2004
96	C.J. Spiller	KOR	N4 - Alabama (10-34)	8-30-2008
96	C.J. Spiller	KOR	H - Middle Tennessee (37-14)	9-5-2009
96	Tajh Boyd to Sammy Watkins	Pass	A - Virginia (59-10)	11-2-2013
95	Joe Henderson	KOR	H - Georgia Tech (33-12)	6-26-1987
94	Rex Varn	INT	A - NC State (33-10)	10-28-1978
94	Jacoby Ford	KOR	H - Louisiana Tech (51-0)	9-30-2006
93	Rex Varn	INT	H - Maryland (14-21)	9-10-1977
93	Antwan Edwards	FR	A - Virginia (18-20)	9-19-1998
92	Jacoby Ford	PR	H - Florida Atlantic (54-6)	9-2-2006
92	C.J. Spiller	KOR	A - Maryland (21-24)	10-3-2009
91	Mike Barber	FR	H - Chattanooga (54-3)	10-3-1992
91	Tajh Boyd to Sammy Watkins	Pass	A - Syracuse (49-14)	10-5-2013
90	Shad Bryant	PR	N1 - George Washington (7-7)	10-8-1938
90	Banks McFadden	Run	H - Presbyterian (18-0)	9-23-1939
90	Bobby Gage	PR	H - NC State (6-0)	10-2-1948
90	Jimmy Quarles	INT	A - Rice (20-14)	9-29-1951
90	Buck George	Run	A - Furman (32-14)	11-17-1951
90	C.J. Spiller	KOR	H - Wake Forest (44-10)	11-10-2007
90	C.J. Spiller	KOR	A - Miami (Fla.) (40-37)	10-24-2009
90	Travis Etienne	Run	H - Georgia Tech (52-14)	8-29-2019
89	Bobby Gage	KOR	A - Duquesne (34-13)	11-15-1947
89	Wesley McFadden	Run	A - Virginia Tech (22-10)	9-12-1987
89	Darnell Stephens	PR	H - Maryland (40-7)	11-16-1991
89	Derrick Witherspoon	Run	H - Maryland (29-0)	10-30-1993
89	Sammy Watkins	KOR	A - Maryland (56-45)	10-15-2011
89	Tavien Feaster	Run	A - NC State (38-31)	11-4-2017
88	Bobby Gage	Run	H - Presbyterian (76-0)	9-22-1945
88	Mack Matthews	PR	A - Wake Forest (24-7)	10-6-1962
88	Terrence Flagler	Run	A - Wake Forest (28-20)	11-1-1986
88	Brian Spance	PR	H - Georgia Tech (28-31)	10-28-2000
88	C.J. Spiller	KOR	A - South Carolina (17-34)	11-28-2009
87	Billy Hair	Run	H - Furman (57-2)	11-18-1950
87	Steve Fuller to Jerry Butler	Pass	A - Maryland (28-24)	11-18-1978
87	Andre Ellington	KOR	H - Maryland (31-7)	10-16-2010
87	Trevor Lawrence to Amari Rodgers	Pass	A - Syracuse (41-6)	9-14-2019
86	Justin Miller	KOR	A - Florida State (22-41)	9-25-2004
86n	Van Smith	INT	N5 - Ohio State (31-0)	12-31-2016
86	Travis Etienne	Run	H - Wofford (59-14)	11-2-2019
85	Don Kelley	PR	A - Maryland (24-11)	10-31-1970
85n	Antwan Edwards	KOR	A - Virginia (18-20)	9-19-1998

N1 - Charlotte, N.C.; N2 - Montgomery, Ala.; N3 - Baltimore, Md.; N4 - Atlanta, Ga.; N5 - Glendale, Ariz. (Fiesta Bowl); N6 - Charlotte, N.C. (ACC Championship Game)

PLAYS/RETURNS BY OPPONENT

Yds	Player(s)	Type	Site - Opp. (Score CU-Opp.)	Date
100	Larry Fallen	KOR	H - Virginia Tech (38-7)	10-7-1978
100	Victor Harris	KOR	H - Virginia Tech (23-41)	10-6-2007
100	T.J. Thorpe	KOR	H - North Carolina (59-38)	10-22-2011
100	Todd Gurley	KOR	A - Georgia (21-45)	8-30-2014
100	Traveon Samuel	KOR	A - Louisville (20-17)	9-17-2015
100	Nyheim Hines	KOR	A - NC State (56-41)	10-31-2015
99	Darrell Blackman	KOR	A - NC State (42-20)	9-22-2007
99	Darwin Cook	FR	N2 - West Virginia (33-70)	1-4-2012
99	Brian Brewton	KOR	H - UConn (44-7)	11-13-2021
98	Doug Kotar	KOR	H - Kentucky (10-13)	9-11-1971
98	Steve Atkins	Run	A - Maryland (28-24)	11-18-1978
98n	Scott Woerner	INT	A - Georgia (16-20)	9-20-1980
98	Chris Weinke to Marvin Minnis	Pass	A - Florida State (7-54)	11-4-2000
97	Dick Christy	KOR	H - NC State (7-13)	10-5-1957
97	Gene Washington	KOR	A - Georgia (14-31)	9-22-1973
97	Leon Washington	KOR	A - Florida State (31-48)	10-3-2002
97	Brandon Sebastian	FR	H - Boston College (34-28)	10-31-2020
96	Quinton McCracken	KOR	H - Duke (49-17)	10-15-1988
96	Jeff Smith	KOR	A - Boston College (33-34)	9-9-2006
96	Benjamin Morrison	INT	A - Notre Dame (14-35)	11-5-2022
95	Kenyan Drake	KOR	N3 - Alabama (40-45)	1-11-2016
94n	Brandon Bennett & Reggie Richardson	KOR	H - South Carolina (7-33)	11-19-1994
94n	Jameis Winston to Nick O'Leary	Pass	H - Florida State (14-51)	10-19-2013
93n	Kevin Marion	KOR	A - Wake Forest (27-17)	10-7-2006
93	Hassan Hall	KOR	H - Louisville (77-16)	11-3-2018
92	John Schultz	KOR	H - Maryland (20-22)	11-15-1975
92	Jon Jeffries	KOR	A - Virginia Tech (22-10)	9-12-1987
91	Fred Gibson	KOR	A - Georgia (28-31)	8-31-2002
90	Floyd Reid	PR	A - Georgia (0-20)	9-28-1945
90	Dick Nolan	PR	H - Maryland (0-20)	10-3-1953

90	Marcus Mickel	KOR	A - Virginia Tech (27-7)	9-16-1989
90	Peter Warrick	PR	H - Florida State (28-35)	9-15-1997
90n	Lamarcus Joyner	KOR	A - Florida State (37-49)	9-22-2012
90	Ja'Had Carter	FR	H - Syracuse (27-21)	10-22-2022
88	Bernie Faloney	KOR	H - Maryland (0-20)	10-3-1953
87	Dennis Tabron	INT	H - Duke (17-34)	10-18-1980
87n	Kevin Tisdell	KOR	A - Georgia Tech (19-21)	10-13-1990
85	Matt Robinson to Gene Washington	Pass	H - Georgia (0-41)	9-18-1976
85	Gary Schofield to Tim Ryan	Pass	N1 - Wake Forest (21-17)	11-27-1982
85	Jamie Barnette to Torry Holt	Pass	H - NC State (39-46)	10-31-1998
85	Eric King	INT	A - Wake Forest (17-45)	11-1-2003
85	Ben Mauk to Jason Anderson	Pass	H - Wake Forest (37-30)	9-4-2004
85	Jerrard Tarrant	PR	A - Georgia Tech (27-30)	9-10-2009
85	Jamal Golden	INT	A - Georgia Tech (6-28)	11-15-2014

N1 - Tokyo, Japan; N2 - Miami Gardens, Fla. (Orange Bowl); N3 - Glendale, Ariz. (CFP National Championship Game)

RUNS BY CLEMSON

Yds	Player, Pos.	Site - Opp. (Score CU-Opp.)	Date
90	Banks McFadden, TB	H - Presbyterian (18-0)	9-23-1939
90	Buck George, TB	A - Furman (34-14)	11-17-1951
90	Travis Etienne, RB	H - Georgia Tech (52-14)	8-29-2019
89	Wesley McFadden, TB	A - Virginia Tech (22-10)	9-12-1987
89	Derrick Witherspoon, TB	H - Maryland (29-0)	10-30-1993
89	Tavien Feaster, RB	A - NC State (38-31)	11-4-2017
88	Bobby Gage, TB	H - Presbyterian (76-0)	9-22-1945
88	Terrence Flagler, TB	A - Wake Forest (28-20)	11-1-1986
87	Billy Hair, TB	H - Furman (57-2)	11-18-1950
86	Travis Etienne, RB	H - Wofford (59-14)	11-2-2019
83	C.J. Spiller, RB	N1 - Auburn (20-23)	12-31-2007
82	Chuck McSwain, TB	A - Virginia (48-0)	10-9-1982
81	Jackie Calvert, TB	A - Missouri (34-0)	9-30-1950
81	Derrick Witherspoon, TB	H - App State (48-0)	9-22-1990
81	Travis Etienne, RB	A - Louisville (47-21)	9-16-2017
80	Jay Washington, TB	A - Georgia Tech (21-29)	9-29-1973
80	C.J. Spiller, RB	H - South Carolina (28-31)	11-25-2006

N1 - Atlanta, Ga.

RUNS BY OPPONENT

Yds	Player	Site - Team (Score CU-Opp.)	Date
98	Steve Atkins	A - Maryland (28-24)	11-18-1978
84	Mike Voight	H - North Carolina (23-27)	11-8-1976
82	Davey Ford	A - Florida State (7-54)	11-4-2000
82	Anthony Allen	A - Georgia Tech (27-30)	9-10-2009
81	Willie Burden	H - NC State (23-31)	11-20-1971
80	Bobby Hall	A - NC State (24-19)	11-2-1968

PASS PLAYS BY CLEMSON

Yds	Players	Site - Opp. (Score CU-Opp.)	Date
97	Mark Fellers to Craig Brantley	H - Virginia (28-9)	11-16-1974
96	Tajh Boyd to Sammy Watkins	A - Virginia (59-10)	11-2-2013
91	Tajh Boyd to Sammy Watkins	A - Syracuse (49-14)	10-5-2013
87	Steve Fuller to Jerry Butler	A - Maryland (28-24)	11-18-1978
87	Trevor Lawrence to Amari Rodgers	A - Syracuse (41-6)	9-14-2019
83	Charlie Whitehurst to Airese Currie	A - North Carolina (42-12)	11-9-2002
83	Cullen Harper to C.J. Spiller	H - Duke (31-7)	11-15-2008
83	Trevor Lawrence to Amari Rodgers	A - Georgia Tech (73-7)	10-17-2020
82	Will Proctor to C.J. Spiller	A - Boston College (33-34)	9-9-2006
81	Joel Wells to Joe Pagliei	A - South Carolina (8-13)	10-21-1954
81	Billy Lott to Perry Tuttle	H - Furman (21-0)	9-8-1979
80	Jimmy Addison to Edgar McGee	A - Wake Forest (23-21)	10-29-1966
80	Willie Jordan to Craig Brantley	A - Georgia Tech (28-33)	9-27-1975
80	Homer Jordan to Perry Tuttle	H - Wofford (45-10)	9-5-1981
80	Nealon Greene to Joe Woods	H - Wake Forest (21-10)	9-28-1996
80	Nealon Greene to Tony Horne	A - Duke (13-6)	10-12-1996

N1 - Richmond, Va.

PASS PLAYS BY OPPONENT

Yds	Players	Site - Team (Score CU-Opp.)	Date
98	Chris Weinke to Marvin Minnis	A - Florida State (7-54)	11-4-2000
94n	Jameis Winston to Nick O'Leary	H - Florida State (14-51)	10-19-2013
85	Matt Robinson to Gene Washington	H - Georgia (0-41)	9-18-1976
85	Gary Schofield to Tim Ryan	N1 - Wake Forest (21-17)	11-27-1982
85	Jamie Barnette to Torry Holt	H - NC State (39-46)	10-18-1998
85	Ben Mauk to Jason Anderson	H - Wake Forest (37-30)	9-4-2004
83	Rex Culppepper to Nykeim Johnson	H - Syracuse (47-21)	10-24-2020
81	Shawn Jones to Hector Rodriguez	H - Georgia Tech (14-30)	10-14-1989
80	Thad Busby to Peter Warrick	H - Florida State (28-35)	9-20-1997

N1 - Miami, Fla. (Orange Bowl)

LONGEST PLAYS

PUNT RETURNS BY CLEMSON

Yds	Player	Site - Opp. (Score CU-Opp.)	Date
108*	Richie Luzzi	A - Georgia (13-31)	10-28-1968
92	Jacoby Ford	H - Florida Atlantic (54-6)	9-2-2006
90	Shad Bryant	N1 - VMI (7-7)	10-8-1938
90	Bobby Gage	H - NC State (6-0)	10-2-1948
89	Darnell Stephens	H - Maryland (40-7)	11-16-1991
88	Mack Matthews	A - Wake Forest (24-7)	10-6-1962
88	Brian Mance	H - Georgia Tech (28-31)	10-28-2000
85	Don Kelley	A - Maryland (24-11)	10-31-1970

* - missed field goal return

PUNT RETURNS BY OPPONENT

Yds	Player	Site - Team (Score CU-Opp.)	Date
90	Floyd Reid	A - Georgia (0-20)	9-29-1945
90	Dick Nolan	H - Maryland (0-20)	10-3-1953
90	Peter Warrick	H - Florida State (28-35)	9-20-1997
85	Jerrard Tarrant	A - Georgia Tech (27-30)	9-10-2009

KICKOFF RETURNS BY CLEMSON

Yds	Player	Site - Opp. (Score CU-Opp.)	Date
100	John Maxwell	N1 - Cumberland (11-11)	11-26-1903
100	Derrick Hamilton	A - Maryland (20-37)	11-10-2001
100	Derrick Hamilton	H - North Carolina (36-28)	10-25-2003
99	Bill Mathis	A - Georgia Tech (6-16)	10-3-1959
98	Hal Davis	H - Georgia (16-24)	10-13-1962
98	Doug Thomas	H - Long Beach State (59-0)	9-1-1990
98	Doug Thomas	N2 - Maryland (18-17)	9-15-1990
97	Justin Miller	A - Florida State (22-41)	9-25-2004
96	C.J. Spiller	N3 - Alabama (10-34)	8-30-2008
96	C.J. Spiller	H - Middle Tennessee (37-14)	9-5-2009
95	Joe Henderson	H - Georgia Tech (33-12)	9-26-1987

N1 - Montgomery, Ala.; N2 - Baltimore, Md.; N3 - Atlanta, Ga.

KICKOFF RETURNS BY OPPONENT

Yds	Player	Site - Team (Score CU-Opp.)	Date
100	Larry Fallen	H - Virginia Tech (38-7)	10-7-1978
100	Victor Harris	H - Virginia Tech (23-41)	10-6-2007
100	T.J. Thorpe	H - North Carolina (59-38)	10-22-2011
100	Todd Gurley	A - Georgia (21-45)	8-30-2014
100	Traveon Samuel	A - Louisville (20-17)	9-17-2015
100	Nyheim Hines	A - NC State (56-41)	10-31-2015
99	Darrell Blackman	A - NC State (42-20)	9-22-2007
99	Brian Brewton	H - UConn (44-7)	11-13-2021
98	Doug Kotar	H - Kentucky (10-13)	9-11-1971
97	Dick Christy	H - NC State (7-13)	10-5-1957
97	Gene Washington	A - Georgia (14-31)	9-22-1973
97	Leon Washington	A - Florida State (31-48)	10-3-2002
96	Quinton McCracken	H - Duke (49-17)	10-15-1988
96	Jeff Smith	A - Boston College (33-34)	9-9-2006
95	Kenyan Drake	N1 - Alabama (40-45)	1-11-2016

N1 - Glendale, Ariz. (CFP National Championship Game)

INTERCEPTION RETURNS BY CLEMSON

Yds	Player	Site - Opp. (Score CU-Opp.)	Date
102	Don Kelley	H - Duke (10-21)	10-24-1970
98	Nate Wiggins	N2 - North Carolina (39-10)	12-3-2022
94	Rex Varn	A - NC State (33-10)	10-28-1978
93	Rex Varn	H - Maryland (14-21)	9-10-1977
90	Jimmy Quarles	A - Rice (20-14)	9-29-1951
86n	Van Smith	N1 - Ohio State (31-0)	12-31-2016
83n	Tim Childers	H - Western Carolina (21-10)	9-25-1982
82	Jock McKissic	H - South Carolina (28-31)	11-25-2006

N1 - Glendale, Ariz. (Fiesta Bowl); N2 - Charlotte, N.C. (ACC Championship Game)

INTERCEPTION RETURNS BY OPPONENT

Yds	Player	Site - Team (Score CU-Opp.)	Date
98n	Scott Woerner	A - Georgia (16-20)	9-20-1980
96	Benjamin Morrison	A - Notre Dame (14-35)	11-5-2022
87	Dennis Tabron	H - Duke (17-34)	10-18-1980
85	Eric King	A - Wake Forest (17-45)	11-1-2003
85	Jamal Golden	A - Georgia Tech (6-28)	11-15-2014
83	Ernie Arizzi	H - Maryland (21-6)	11-16-1963
81	Mark Franklin	A - NC State (35-34)	10-27-1984

FIELD GOALS BY CLEMSON

Yds	Player	Site - Opp. (Score CU-Opp.)	Date
61	Spencer Benton	H - Ball State (52-27)	9-8-2012
57	Obed Ariri	H - Wake Forest (26-0)	10-29-1977
57	Chris Gardocki	H - App State (48-0)	9-22-1990
55	Donald Igwebuike	A - NC State (38-29)	10-23-1982
55	Donald Igwebuike	A - Boston College (16-31)	9-10-1983
53	Donald Igwebuike	H - Duke (54-21)	10-20-1984
53	Chris Gardocki	N1 - Maryland (18-17)	9-15-1990
53	Nelson Welch	A - Maryland (23-53)	11-14-1992
53	Richard Jackson	A - Georgia Tech (27-30)	9-10-2009
52	Eddie Seigler	A - South Carolina (17-7)	11-27-1971
52	Eddie Seigler	A - Maryland (6-31)	11-11-1972
52	Obed Ariri	A - Virginia (27-24)	10-11-1980
52	Donald Igwebuike	H - Wofford (45-10)	9-5-1981
52	Donald Igwebuike	H - Wake Forest (37-14)	11-3-1984
52	Chris Gardocki	H - North Carolina (37-14)	11-5-1988
52	Nelson Welch	A - Georgia Tech (16-20)	9-26-1992
52	David Richardson	A - Wake Forest (33-16)	11-1-1997
52	Mark Buchholz	H - Wake Forest (44-10)	11-10-2007
52	Richard Jackson	H - Boston College (25-7)	9-19-2009
52	B.T. Potter	N2 - LSU (25-42)	1-13-2020
52	B.T. Potter	A - Wake Forest (37-13)	9-12-2020
52	B.T. Potter	A - Wake Forest (51-45)	9-24-2022
52	B.T. Potter	N4 - North Carolina (39-10)	12-3-2022
51	Chris Gardocki	A - Maryland (49-25)	11-12-1988
51	Chris Gardocki	H - Duke (26-7)	9-29-1990
51	Richard Jackson	A - Maryland (21-24)	10-3-2009
51	Chandler Catanzaro	H - Georgia Tech (55-31)	11-14-2013
51	B.T. Potter	H - Georgia Tech (52-14)	8-29-2019
51	B.T. Potter	A - Louisville (45-10)	10-19-2019
51	B.T. Potter	N3 - Iowa State (20-13)	12-29-2021
50	Bob Burgess	A - Duke (24-8)	10-10-1973
50	Chandler Catanzaro	A - Florida State (37-49)	9-22-2012
50	B.T. Potter	H - Boston College (34-28)	10-31-2020
50	B.T. Potter	H - Wake Forest (48-27)	11-20-2021

N1 - Baltimore, Md.; N2 - New Orleans, La. (CFP National Championship Game); N3 - Orlando, Fla. (Cheez-It Bowl); N4 - Charlotte, N.C. (ACC Championship Game)

FIELD GOALS BY OPPONENT

Yds	Player	Site - Team (Score CU-Opp.)	Date
60	Kevin Butler	A - Georgia (23-26)	9-22-1984
57	Vince Fusco	H - Duke (18-18)	10-16-1976
55	Dustin Hopkins	A - Florida State (13-16)	11-13-2010
54	Johnny Duncan	A - Georgia Tech (21-10)	10-4-1969
54	Scott Hagler	A - South Carolina (24-17)	11-23-1985
54	Leigh Tiffin	N1 - Alabama (10-34)	8-30-2008
54	Brian Johnson	A - Virginia Tech (45-10)	12-5-2020
53	Shayne Graham	H - Virginia Tech (0-37)	9-12-1998
53	Matt Brooks	A - Duke (13-16)	11-13-2004
53	Chris Blewitt	H - Pittsburgh (42-43)	11-12-2016
52	Roger Pruett	A - Auburn (13-35)	10-23-1971
52	Sam Swank	H - Wake Forest (44-10)	11-10-2007
52	Graham Gano	A - Florida State (27-41)	11-8-2008
51	John Riley	A - Auburn (21-43)	10-14-1967
51	Kevin Butler	A - Georgia (23-26)	9-22-1984
51	Josh Scobee	H - Louisiana Tech (33-13)	9-7-2002
51	Matt Boshier	A - Miami (Fla.) (40-37)	10-24-2009
51	Andre Szmyt	H - Syracuse (27-23)	9-29-2018
51	Jonathan Doerer	N2 - Notre Dame (34-10)	12-19-2020
50	Scott Sisson	A - Georgia Tech (16-20)	9-26-1992
50	Bill Hollows	H - Wake Forest (21-10)	9-28-1996
50	Connor Hughes	A - Virginia (10-30)	10-7-2004
50	Roberto Aguayo	A - Florida State (17-23)	9-20-2014
50	Cole Murphy	H - Syracuse (16-6)	10-25-2014
50	Mike Weaver	A - Wake Forest (34-20)	11-6-2014

N1 - Atlanta, Ga.; N2 - Charlotte, N.C. (ACC Championship Game)

PUNTS BY CLEMSON

Yds	Player	Site - Opp. (Score CU-Opp.)	Date
81	Mitch Tyner	H - Texas A&M (15-30)	10-6-1973
79	Dawson Zimmerman	H - North Texas (35-10)	9-4-2010
78	Chris Gardocki	H - South Carolina (24-15)	11-17-1990
76	Dawson Zimmerman	A - Boston College (10-16)	10-30-2010
75	Banks McFadden	A - Army West Point (6-21)	10-2-1937
75	Booty Payne	A - Boston College (26-13)	10-11-1941
75	Jamie Somaini	A - Florida State (7-54)	11-4-2000

PUNTS BY OPPONENT

Yds	Player	Site - Team (Score CU-Opp.)	Date
81	Greg Davis	H - The Citadel (24-0)	10-4-1986
80	Jay Feltz	A - South Carolina (9-13)	11-24-1979
80	Brian Morton	H - Duke (58-7)	11-6-1999
80	Dom Maggio	A - Wake Forest (35-13)	11-19-2016
77	Gerald Burch	A - Georgia Tech (0-13)	11-8-1958
75	Riley Dixon	A - Syracuse (49-14)	10-5-2013
75	Trenton Gill	A - NC State (55-10)	11-9-2019

n - non-scoring play

INDIVIDUAL GAME BESTS

TOTAL OFFENSE YARDS BY CLEMSON

Yds	Rush	Pass	Player	Site - Opp. (Score CU-Opp.)	Date
588	8	580	Deshaun Watson	H - Pittsburgh (42-43)	11-12-2016
529	103	426	Tajh Boyd	H - NC State (62-48)	11-17-2012
517	184	333	Woodrow Dantzler	A - NC State (45-37)	10-13-2001
505	127	378	Tajh Boyd	N1 - Ohio State (40-35)	1-3-2014
478	73	405	Deshaun Watson	N2 - Alabama (40-45)	1-11-2016
473	105	368	Deshaun Watson	A - Syracuse (37-27)	11-14-2015
463	28	435	Deshaun Watson	H - North Carolina (50-35)	9-27-2014
463	43	420	Deshaun Watson	N3 - Alabama (35-31)	1-9-2017
460	63	397	Tajh Boyd	H - Georgia Tech (47-31)	10-6-2012
455	27	428	Tajh Boyd	A - Wake Forest (42-13)	10-25-2012

N1 - Miami Gardens, Fla. (Orange Bowl); N2 - Glendale, Ariz. (CFP National Championship Game); N3 - Tampa, Fla. (CFP National Championship Game)

TOTAL OFFENSE YARDS BY OPPONENT

Yds	Rush	Pass	Player	Site - Team (Score CU-Opp.)	Date
521	58	463	Joe Burrow	N2 - LSU (25-42)	1-13-2020
509	-12	521	Chris Weinke	A - Florida State (7-54)	11-4-2000
490	-20	510	Jake Bentley	H - South Carolina (56-35)	11-24-2018
482	102	380	EJ Manuel	A - Florida State (37-49)	9-22-2012
474	-19	493	Mike Glennon	H - NC State (62-48)	11-17-2012
463	33	430	Kellen Mond	A - Texas A&M (28-26)	9-8-2018
457	162	295	Lamar Jackson	H - Louisville (42-36)	10-1-2016
450	-4	454	George Godsey	H - Georgia Tech (28-31)	10-28-2000
446	2	444	Jameis Winston	H - Florida State (14-51)	10-19-2013
433	26	407	Geno Smith	N1 - West Virginia (33-70)	1-4-2012

N1 - Miami Gardens, Fla. (Orange Bowl); N2 - New Orleans, La. (CFP National Championship Game)

TOTAL OFFENSE PLAYS BY CLEMSON

PL	Player	Car-Yds	C-A-Y	Site - Team (Score CU-Opp.)	Date
79	Tajh Boyd	29-22	36-50-346	N1 - LSU (25-24)	12-31-2012
77	Cullen Harper	11-(-4)	38-66-372	H - Virginia Tech (23-41)	10-6-2007
77	Deshaun Watson	21-43	36-56-420	N3 - Alabama (35-31)	1-9-2017
75	Deshaun Watson	5-8	52-70-580	H - Pittsburgh (42-43)	11-12-2016
74	Cade Klubnik	20-51	30-54-320	N4 - Tennessee (14-31)	12-30-2022
67	Deshaun Watson	20-73	30-47-405	N2 - Alabama (40-45)	1-11-2016
65	Charlie Whitehurst	13-(-6)	34-52-420	A - Duke (34-31)	11-2-2002
65	Deshaun Watson	13-35	39-52-378	H - NC State (24-17)	10-15-2016
64	Patrick Sapp	9-5	25-55-273	A - Maryland (23-53)	11-14-1992
63	Deshaun Watson	10-55	27-53-292	H - Troy (30-24)	9-10-2016

N1 - Atlanta, Ga. (Chick-fil-A Bowl); N2 - Glendale, Ariz. (CFP National Championship Game); N3 - Tampa, Fla. (CFP National Championship Game); N4 - Miami Gardens, Fla. (Orange Bowl)

TOTAL OFFENSE PLAYS BY OPPONENT

PL	Player	Car-Yds	C-A-Y	Site - Team (Score CU-Opp.)	Date
75	Lamar Jackson	31-162	27-44-295	H - Louisville (42-36)	10-1-2016
67	Casey Clausen	12-2	31-55-384	N2 - Tennessee (27-14)	1-2-2004
65	Brennan Armstrong	22-89	24-43-270	H - Virginia (41-23)	10-3-2020
64	D. Bryant	8-(-10)	23-56-283	H - Duke (59-31)	12-1-2001
63	Jay Venuto	7-36	28-56-293	A - Wake Forest (35-33)	11-1-1980
63	George Godsey	6-(-4)	35-57-454	H - Georgia Tech (28-31)	10-28-2000
63	Luke McCown	11-(-5)	25-52-328	N1 - Louisiana Tech (49-24)	12-31-2001
63	Joe Burrow	14-58	31-49-463	N3 - LSU (25-42)	1-13-2020
62	Randy Allen	5-(-19)	24-57-197	H - The Citadel (24-0)	10-4-1986
61	Shane Montgomery	5-3	30-56-297	A - NC State (30-10)	10-21-1989
61	Dwight Dasher	19-61	20-42-204	H - Middle Tennessee (37-14)	9-5-2009

N1 - Boise, Idaho (Humanitarian Bowl); N2 - Atlanta, Ga. (Peach Bowl); N3 - New Orleans, La. (CFP National Championship Game)

RUSHING YARDS BY CLEMSON

Yds	Car.	Player	Site - Opp. (Score CU-Opp.)	Date
263	32	Raymond Priestner	H - Duke (34-17)	11-11-1995
260	27	Cliff Austin	H - Duke (49-14)	10-16-1982
234	33	Don King	A - Fordham (12-12)	11-8-1952
233	20	C.J. Spiller	N1 - Georgia Tech (34-39)	12-5-2009
228	25	Andre Ellington	N2 - Auburn (26-19)	9-1-2012
226	21	Wesley McFadden	A - Virginia Tech (22-10)	9-12-1987
220	18	Woodrow Dantzler	A - Virginia (31-10)	9-23-2000
216	21	James Davis	H - Georgia Tech (31-7)	10-21-2006
212	24	Andre Ellington	A - Maryland (56-45)	10-15-2011
212	9	Travis Etienne	H - Wofford (59-14)	11-2-2019

N1 - Tampa, Fla. (ACC Championship Game); N2 - Atlanta, Ga.

RUSHING YARDS BY OPPONENT

Yds	Car.	Player	Site - Team (Score CU-Opp.)	Date
256	19	Steve Wadiak	A - South Carolina (14-14)	10-19-1950
249	45	James McDougald	A - Wake Forest (20-36)	10-9-1976
230	20	Larry Hopkins	A - Wake Forest (14-20)	10-17-1970
228	28	Mike Voight	A - North Carolina (38-35)	11-8-1975
227	24	Ted Brown	H - NC State (7-45)	10-25-1975
217	16	Brent Cunningham	A - Georgia Tech (7-28)	10-3-1970
214	29	Alvin Blount	N1 - Maryland (23-41)	11-17-1984
204	22	Bubba Bean	H - Texas A&M (15-30)	10-6-1973

N1 - Baltimore, Md.

CARRIES BY CLEMSON

Car.	Yards	Player	Site - Opp. (Score CU-Opp.)	Date
36	133	Jim Shirley	A - NC State (6-0)	10-6-1951

36	202	Ray Yauger	H - Wake Forest (28-14)	10-18-1969
36	204	Raymond Priestner	A - Maryland (20-9)	10-25-1997
35	201	Ray Yauger	H - North Carolina (24-14)	11-16-1968
33	163	Fred Cone	A - Auburn (41-0)	11-25-1950
33	234	Don King	A - Fordham (12-12)	11-8-1952
32	92	Buddy Gore	H - South Carolina (3-7)	11-23-1968
32	143	Terry Allen	A - Duke (17-21)	9-30-1989
32	263	Raymond Priestner	H - Duke (34-17)	11-11-1995

CARRIES BY OPPONENT

Car.	Yards	Player	Site - Team (Score CU-Opp.)	Date
45	249	James McDougald	A - Wake Forest (14-20)	10-9-1976
38	195	Torin Kirtsey	H - Georgia (17-19)	10-7-1995
37	203	Branden Ore	A - Virginia Tech (7-24)	10-26-2006
37	143	Montel Harris	A - Boston College (10-16)	10-30-2010
35	113	Morgan Kane	H - Wake Forest (19-28)	9-26-1998
34	174	Toney Baker	H - NC State (20-14)	11-11-2006
33	131	Morgan Kane	H - Wake Forest (21-10)	9-28-1996
32	184	Don McCauley	H - North Carolina (7-42)	11-14-1970
32	178	Charlie Wysocki	H - Maryland (0-19)	9-15-1979
32	135	Corey Croom	H - Ball State (24-10)	9-5-1992
32	145	Tashard Choice	A - Georgia Tech (3-13)	9-29-2007

PASSING YARDS BY CLEMSON

Yds	Co.-Att.	Player	Site - Opp. (Score CU-Opp.)	Date
580	52-70	Deshaun Watson	H - Pittsburgh (42-43)	11-12-2016
455	20-27	Tajh Boyd	A - Syracuse (49-14)	10-5-2013
439	29-44	DJ Uiagalelei	A - Notre Dame (40-47)	11-7-2020
435	27-36	Deshaun Watson	H - North Carolina (50-35)	9-27-2014
428	27-38	Tajh Boyd	A - Wake Forest (42-13)	10-25-2012
426	30-44	Tajh Boyd	H - NC State (62-48)	11-17-2012
420	34-52	Charlie Whitehurst	A - Duke (34-31)	11-2-2002
420	27-41	Deshaun Watson	H - Boston College (34-17)	10-17-2015
420	36-56	Deshaun Watson	N2 - Alabama (35-31)	1-9-2017
405	30-47	Deshaun Watson	N1 - Alabama (40-45)	1-11-2016

N1 - Glendale, Ariz. (CFP National Championship Game); N2 - Tampa, Fla. (CFP National Championship Game)

PASSING YARDS BY OPPONENT

Yds	Comp.-Att.	Player	Site - Team (Score CU-Opp.)	Date
521	27-43	Chris Weinke	A - Florida State (7-54)	11-4-2000
510	32-50	Jake Bentley	H - South Carolina (56-35)	11-24-2018
493	29-53	Mike Glennon	H - NC State (62-48)	11-17-2012
463	31-49	Joe Burrow	N2 - LSU (25-42)	1-13-2020
454	35-57	George Godsey	H - Georgia Tech (28-31)	10-28-2000
444	22-34	Jameis Winston	H - Florida State (14-51)	10-19-2013
430	23-40	Kellen Mond	A - Texas A&M (28-26)	9-8-2018
418	27-41	John Kaleo	A - Maryland (23-53)	11-14-1992
407	32-43	Geno Smith	N1 - West Virginia (33-70)	1-4-2012
395	30-54	Terry Harvey	A - NC State (43-22)	9-30-1995

N1 - Miami Gardens, Fla. (Orange Bowl); N2 - New Orleans, La. (CFP National Championship Game)

PASSING ATTEMPTS BY CLEMSON

Att.	Co.	Yds	Player	Site - Opp. (Score CU-Opp.)	Date
70	52	580	Deshaun Watson	H - Pittsburgh (42-43)	11-12-2016
66	38	372	Cullen Harper	H - Virginia Tech (23-41)	10-6-2007
56	36	420	Deshaun Watson	N1 - Alabama (35-31)	1-9-2017
55	25	273	Patrick Sapp	A - Maryland (23-53)	11-14-1992
55	31	288	Charlie Whitehurst	H - Miami (Fla.) (30-36)	9-17-2005
54	30	320	Cade Klubnik	N2 - Tennessee (14-31)	12-30-2022
53	21	271	Rodney Williams	H - NC State (28-30)	10-27-1987
53	27	292	Deshaun Watson	H - Troy (30-24)	9-10-2016
52	34	420	Charlie Whitehurst	A - Duke (34-31)	11-2-2002
52	39	378	Deshaun Watson	H - NC State (24-17)	10-15-2016

N1 - Tampa, Fla. (CFP National Championship Game); N2 - Miami Gardens, Fla. (Orange Bowl)

PASSING ATTEMPTS BY OPPONENT

Att.	Co.	Yds	Player	Site - Team (Score CU-Opp.)	Date
57	24	197	Kip Allen	H - The Citadel (24-0)	10-4-1986
57	35	454	George Godsey	H - Georgia Tech (28-31)	10-28-2000
56	28	283	Jay Venuto	A - Wake Forest (35-33)	11-1-1980
56	30	297	Shane Montgomery	H - NC State (30-10)	10-21-1989
56	23	283	D. Bryant	H - Duke (59-31)	12-1-2001
55	31	384	Casey Clausen	N1 - Tennessee (27-14)	1-2-2004
54	30	395	Terry Harvey	A - NC State (43-22)	9-30-1995
53	34	367	Ben Bennett	A - Duke (38-31)	10-15-1983
53	29	493	Mike Glennon	H - NC State (62-48)	11-17-2012

N1 - Atlanta, Ga. (Peach Bowl)

COMPLETIONS BY CLEMSON

Co.	Att.	Yds	Player	Site - Opp. (Score CU-Opp.)	Date
52	70	580	Deshaun Watson	H - Pittsburgh (42-43)	11-12-2016
39	52	378	Deshaun Watson	H - NC State (24-17)	10-15-2016
38	66	372	Cullen Harper	H - Virginia Tech (23-41)	10-6-2007
36	56	420	Deshaun Watson	N3 - Alabama (35-31)	1-9-2017
36	50	346	Tajh Boyd	N1 - LSU (25-24)	12-31-2012
35	48	368	Deshaun Watson	A - Syracuse (37-27)	11-14-2015
34	52	420	Charlie Whitehurst	A - Duke (34-31)	11-2-2002
33	48	400	Trevor Lawrence	N4 - Ohio State (28-49)	1-1-2021

INDIVIDUAL GAME BESTS

32	48	304	Deshaun Watson	A - Georgia Tech (26-7)	9-22-2016
31	55	288	Charlie Whitehurst	H - Miami (Fla.) (30-36)	9-17-2005
31	40	378	Tajh Boyd	N2 - Ohio State (40-35)	1-3-2014

N1 - Atlanta, Ga. (Chick-fil-A Bowl); N2 - Miami Gardens, Fla. (Orange Bowl); N3 - Tampa, Fla. (CFP National Championship Game); N4 - New Orleans, La. (Sugar Bowl)

COMPLETIONS BY OPPONENT

Co.	Att.	Yds	Player	Site - Team (Score CU-Opp.)	Date
35	57	454	George Godsey	H - Georgia Tech (28-31)	10-28-2000
34	53	367	Ben Bennett	A - Duke (38-31)	10-15-1983
33	48	271	Matt Schaub	H - Virginia (30-27)	10-11-2003
32	43	375	Kliff Kingsbury	N1 - Texas Tech (15-55)	12-23-2002
32	43	407	Geno Smith	N3 - West Virginia (33-70)	1-4-2012
32	50	510	Jake Bentley	H - South Carolina (56-35)	11-24-2018
32	44	238	Devin Leary	A - NC State (21-27)	9-25-2021
31	46	368	Bruce Gadd	A - Rice (10-29)	9-23-1972
31	55	385	Casey Clausen	N2 - Tennessee (27-14)	1-2-2004
31	47	315	Matt Ryan	H - Boston College (17-20)	11-17-2007
31	50	338	Ryan Finley	A - NC State (38-31)	11-4-2017
31	49	463	Joe Burrow	N4 - LSU (25-42)	1-13-2020
31	40	259	Tyler Huff	H - Furman (35-12)	9-10-2022

N1 - Orlando, Fla. (Tangerine Bowl); N2 - Atlanta, Ga. (Peach Bowl); N3 - Miami Gardens, Fla. (Orange Bowl); N4 - New Orleans, La. (CFP National Championship Game)

COMPLETION PERCENTAGE BY CLEMSON

Pct.	Co.-Att.	Player	Site - Opp. (Score CU-Opp.)	Date
95.0	19-20	Cole Stoudt	H - South Carolina State (52-13)	9-7-2013
94.1	16-17	Woodrow Dantzler	H - The Citadel (38-0)	9-2-2000
90.9	20-22	Cullen Harper	H - Central Michigan (70-14)	10-20-2007
90.9	10-11	Cole Stoudt	H - Wake Forest (56-7)	9-28-2013
88.2	15-17	Kyle Parker	A - Wake Forest (30-10)	11-20-2010
85.7	12-14	DeChane Cameron	A - South Carolina (41-24)	11-23-1991
85.2	23-27	Woodrow Dantzler	A - NC State (45-37)	10-13-2001
84.6	11-13	Willie Jordan	A - Duke (21-25)	10-18-1975
84.2	16-19	Cullen Harper	H - Furman (38-10)	9-15-2007
84.2	16-19	Trevor Lawrence	H - Boston College (59-7)	10-26-2019

Note: Minimum 10 passing attempts.

COMPLETION PERCENTAGE BY OPPONENT

Pct.	Co.-Att.	Player	Site - Team (Score CU-Opp.)	Date
100.0	11-11	Darian Durant	H - North Carolina (3-38)	10-20-2001
84.6	22-26	Terry Jordan	A - NC State (24-17)	10-20-1990
83.3	10-12	Braxton Burmeister	A - Virginia Tech (45-10)	12-5-2020
81.8	9-11	Bob Avellini	A - Maryland (6-31)	11-11-1972
81.2	13-16	Mike Cavan	A - Georgia (0-38)	9-26-1970
80.0	16-20	Art Schlichter	N1 - Ohio State (17-15)	12-29-1978
80.0	20-25	Cory Randolph	A - Wake Forest (27-31)	10-1-2005
78.6	22-28	Justin Fields	N2 - Ohio State (28-49)	1-1-2021
78.3	18-23	Riley Skinner	A - Wake Forest (27-17)	10-7-2006
77.5	31-40	Tyler Huff	H - Furman (35-12)	9-10-2022

N1 - Jacksonville, Fla. (Gator Bowl); N2 - New Orleans, La. (Sugar Bowl); Note: Minimum 10 passing attempts.

PASSING EFFICIENCY BY CLEMSON

Eff.	Player	C-A-Yds-I-TD	Site - Opp. (Score CU-Opp.)	Date
310.7	Bobby Gage	9-11-245-1-2	A - Furman (42-0)	11-8-1947
282.1	Harvey White	8-10-162-0-2	A - South Carolina (27-0)	10-22-1959
261.9	Tajh Boyd	20-27-455-2-5	A - Syracuse (49-14)	10-5-2013
261.1	Cullen Harper	20-22-273-1-5	H - Central Michigan (70-14)	10-20-2007
257.9	Trevor Lawrence	16-19-275-0-3	H - Boston College (59-7)	10-26-2019
253.9	Cullen Harper	16-19-266-0-3	H - Furman (38-10)	9-15-2007
251.3	Trevor Lawrence	12-16-218-0-3	H - Wofford (59-14)	11-2-2019
248.8	Nealon Greene	8-11-152-0-2	A - NC State (43-22)	9-30-1995
248.0	Trevor Lawrence	16-22-302-0-4	N1 - Virginia (62-17)	12-7-2019
247.2	Woodrow Dantzler	16-17-192-0-3	H - The Citadel (38-0)	9-2-2000

N1 - Charlotte, N.C. (ACC Championship Game); Note: Minimum 10 passing attempts.

PASSING EFFICIENCY BY OPPONENT

Eff.	Player	C-A-Yds-I-TD	Site - Team (Score CU-Opp.)	Date
323.1	Jeff Grantz	9-12-158-0-5	A - South Carolina (20-56)	11-22-1975
270.5	Scotty Glacken	8-12-134-0-4	A - Duke (30-35)	10-19-1963
257.6	Justin Fields	22-28-385-1-6	N1 - Ohio State (28-49)	1-1-2021
256.5	Billy Lothridge	7-10-128-1-3	A - Georgia Tech (9-26)	9-22-1962
242.5	Mike Elkins	11-16-213-0-3	A - Wake Forest (38-21)	10-29-1988
234.9	Sam Hartman	20-29-337-0-6	A - Wake Forest (51-45)	9-24-2022
226.9	Clyde Walker	10-14-165-1-3	H - Florida State (7-43)	11-1-1975
213.0	Mike Tice	9-13-144-0-2	A - Maryland (7-34)	11-15-1980
207.7	Connor Shaw	14-20-210-0-3	A - South Carolina (13-34)	11-26-2011
205.2	Joe Hamilton	22-30-322-2-5	A - Georgia Tech (42-45)	11-13-1999

N1 - New Orleans, La. (Sugar Bowl); Note: Minimum 10 passing attempts.

RECEPTIONS BY CLEMSON

Rec.	Yards	Player	Site - Opp. (Score CU-Opp.)	Date
16	227	Sammy Watkins	N1 - Ohio State (40-35)	1-3-2014
15	202	Mike Williams	H - Pittsburgh (42-43)	11-12-2016
14	163	Sammy Watkins	A - Maryland (40-27)	10-26-2013
13	119	DeAndre Hopkins	N2 - Auburn (26-19)	9-1-2012
13	191	DeAndre Hopkins	N2 - LSU* (25-24)	12-31-2012
13	125	Artavis Scott	H - Pittsburgh (42-43)	11-12-2016

12	133	Airese Currie	H - Middle Tennessee (37-14)	9-13-2003
12	73	Artavis Scott	A - Syracuse (37-27)	11-14-2015
12	146	Mike Williams	H - NC State (24-17)	10-15-2016
11	129	Phil Rogers	A - North Carolina (13-17)	11-6-1965
11	111	Rod Gardner	H - Marshall (10-13)	9-4-1999
11	156	Chansi Stuckey	H - Florida State (35-14)	11-12-2005
11	124	Chansi Stuckey	A - Boston College (33-34)	9-9-2006
11	174	Aaron Kelly	H - Virginia Tech (23-41)	10-6-2007
11	100	Tyler Grisham	H - Virginia Tech (23-41)	10-6-2007
11	197	DeAndre Hopkins	A - Boston College (45-31)	9-29-2012
11	110	Sammy Watkins	H - NC State (62-48)	11-17-2012
11	105	Cornell Powell	H - Boston College (34-28)	10-31-2020

* - Chick-fil-A Bowl; N1 - Miami Gardens, Fla. (Orange Bowl); N2 - Atlanta, Ga.

RECEPTIONS BY OPPONENT

Rec.	Yards	Player	Site - Opp. (Score CU-Opp.)	Date
14	209	Kelly Campbell	H - Georgia Tech (28-31)	10-28-2000
14	116	Emeka Emezie	A - NC State (21-27)	9-25-2021
13	209	Henley Carter	H - Duke (39-22)	10-19-1968
13	149	Wes Chesson	A - Duke (10-21)	10-24-1970
13	132	Mark Miltello	A - Duke (38-31)	10-15-1983
13	95	Ryan Miller	H - Furman (35-12)	9-10-2022
12	115	Phil Denfield	H - Wake Forest (82-24)	10-31-1981
12	123	Tavon Austin	N1 - West Virginia (33-70)	1-4-2012
11	131	Larry Seivers	A - Tennessee (19-21)	10-2-1976
11	113	John Tice	A - Maryland (24-22)	11-13-1982



**SAMMY WATKINS
HAD A SCHOOL-
RECORD 16
RECEPTIONS
AGAINST OHIO
STATE IN THE
ORANGE BOWL AT
THE END OF THE
2013 SEASON.**

INDIVIDUAL GAME BESTS

11	114	Joey Gibson	H - App State (23-12)	9-6-1997
11	225	Torry Holt	H - NC State (39-46)	10-31-1998
11	121	Peter Warrick	H - Florida State (14-17)	10-23-1999
11	78	Wali Lundy	A - Virginia (17-22)	10-12-2002
11	92	Andre Callender	H - Boston College (17-20)	11-17-2007
11	93	Deondre Douglas	H - Troy (30-24)	9-10-2016
11	163	Tyler Hudson	H - Louisville (31-16)	11-12-2022
11	100	Josh Downs	N2 - North Carolina (39-10)	12-3-2022

N1 - Miami Gardens, Fla. (Orange Bowl); N2 - Charlotte, N.C. (ACC Championship Game)

RECEIVING YARDS BY CLEMSON

Yds	Rec.	Player	Site - Opp. (Score CU-Opp.)	Date
227	16	Sammy Watkins	N1 - Ohio State (40-35)	1-3-2014
202	8	Sammy Watkins	A - Wake Forest (42-13)	10-25-2012
202	15	Mike Williams	H - Pittsburgh (42-43)	11-12-2016
197	11	DeAndre Hopkins	A - Boston College (45-31)	9-29-2012
191	13	DeAndre Hopkins	N2 - LSU (25-24)	12-31-2012
185	7	Artavis Scott	H - South Carolina (35-17)	11-29-2014
182	7	Rod Gardner	A - North Carolina (38-24)	10-21-2000
182	9	Tee Higgins	N3 - Virginia (62-17)	12-7-2019
178	6	Tee Higgins	H - The Citadel (61-3)	11-18-2017
176	5	Martavis Bryant	H - Georgia Tech (55-31)	11-14-2013
176	6	Cornell Powell	H - Pittsburgh (52-17)	11-28-2020

N1 - Miami Gardens, Fla. (Orange Bowl); N2 - Atlanta, Ga. (Chick-fil-A Bowl); N3 - Charlotte, N.C. (ACC Championship Game)

RECEIVING YARDS BY OPPONENT

Yds	Rec.	Player	Site - Opp. (Score CU-Opp.)	Date
249	8	Peter Warrick	H - Florida State (28-35)	9-20-1997
225	11	Torry Holt	H - NC State (39-46)	10-31-1998
221	9	Ja'Marr Chase	N2 - LSU (25-42)	1-13-2020
219	7	Tobais Palmer	H - NC State (62-48)	11-17-2012
210	10	Deebo Samuel	H - South Carolina (56-35)	11-24-2018
209	13	Henley Carter	H - Duke (39-22)	10-19-1968
209	14	Kelly Campbell	H - Georgia Tech (28-31)	10-28-2000
208	5	O.J. Howard	N1 - Alabama (40-45)	1-11-2016
193	8	Alex Amidon	A - Boston College (45-31)	9-29-2012
184	9	Marcus Badgett	A - Maryland (23-53)	11-14-1992

N1 - Glendale, Ariz. (CFP National Championship Game); N2 - New Orleans, La. (CFP National Championship Game)

POINTS BY CLEMSON

Pts	Player	TD	XP	Site - Opp. (Score CU-Opp.)	Date
33	Maxcey Welch	5	3	H - Newberry (75-0)	10-17-1930
30	Stumpy Banks	5	0	A - Furman (38-0)	10-13-1917
24	Boo Armstrong	4	0	A - South Carolina (39-0)	11-2-1918
24	Fred Cone	4	0	A - Auburn (41-0)	11-25-1950
24	Terrence Flagler	4	0	A - Wake Forest (28-20)	11-1-1986
24	Emory Smith	4	0	A - Wake Forest (29-14)	9-16-1995
24	Travis Zachery	4	0	H - Duke (58-7)	11-6-1999
24	Travis Zachery	4	0	H - Duke (59-31)	12-1-2001
24	Chad Jasmin	4	0	A - South Carolina (63-17)	11-22-2003
24	James Davis	4	0	H - North Carolina (52-7)	9-23-2006
24	C.J. Spiller	4	0	N1 - Georgia Tech (34-39)	12-5-2009

N1 - Tampa, Fla. (ACC Championship Game)

POINTS BY OPPONENT

Pts	Player	TD	XP	Site - Opp. (Score CU-Opp.)	Date
24	Kevin McLee	4	0	A - Georgia (7-35)	10-4-1975
24	Ted Brown	4	0	H - N.C.State (7-45)	10-25-1975
24	Torry Holt	4	0	H - NC State (39-46)	10-31-1998
24	LaMont Jordan	4	0	A - Maryland (42-30)	10-16-1999
24	Tavon Austin	4	0	N1 - West Virginia (33-70)	1-4-2012
24	Todd Gurley	4	0	A - Georgia (21-45)	8-30-2014
24	Dalvin Cook	4	0	A - Florida State (37-34)	10-29-2016

N1 - Miami Gardens, Fla. (Orange Bowl)

FIELD GOALS BY CLEMSON

FG	Distances	Player	Site - Opp. (Score CU-Opp.)	Date
6	(21, 21, 25, 18, 44, 42)	Jad Dean	H - Texas A&M (25-24)	9-3-2005
6	(23, 33, 32, 52, 42, 35)	Richard Jackson	H - Boston College (25-7)	9-19-2009
5	(31, 42, 32, 46, 41)	Nelson Welch	H - NC State (29-19)	10-26-1991
5	(30, 53, 43, 31, 32)	Nelson Welch	A - Maryland (23-53)	11-14-1992
5	(34, 37, 47, 34, 20)	Nelson Welch	A - North Carolina (28-17)	11-5-1994
5	(38, 42, 18, 20, 47)	Chandler Catanzaro	H - Boston College (36-14)	10-8-2011
4	(49, 26, 24, 57)	Obed Ariri	H - Wake Forest (26-0)	10-29-1979
4	(30, 33, 44, 17)	Obed Ariri	A - North Carolina (19-10)	11-10-1979
4	(19, 45, 39, 30)	Obed Ariri	A - NC State (20-24)	10-25-1980
4	(47, 25, 30, 25)	Chris Gardocki	H - Georgia (34-3)	10-6-1990
4	(38, 20, 45, 44)	Chris Gardocki	A - Georgia Tech (19-21)	10-13-1990
4	(25, 47, 30, 20)	Matt Padgett	A - NC State (19-17)	9-13-1997
4	(52, 34, 30, 35)	David Richardson	A - Wake Forest (33-16)	11-1-1997
4	(25, 22, 39, 24)	David Richardson	H - Furman (33-0)	9-5-1998
4	(47, 22, 38, 37)	Aaron Hunt	H - Louisiana Tech (33-13)	9-7-2002
4	(29, 35, 22, 42)	Aaron Hunt	H - Maryland (12-30)	11-16-2002
4	(23, 35, 32, 37)	Aaron Hunt	H - Florida State (26-10)	11-8-2003
4	(21, 47, 36, 42)	Jad Dean	H - NC State (26-20)	10-30-2004
4	(27, 32, 25, 22)	Jad Dean	H - Maryland (12-13)	11-4-2006
4	(28, 46, 29, 25)	Mark Buchholz	A - NC State (42-20)	9-22-2007

4	(24, 40, 37, 18)	Chandler Catanzaro	N1 - Auburn (26-19)	9-1-2012
4	(31, 29, 25, 24)	Chandler Catanzaro	A - Maryland (40-27)	10-26-2013
4	(25, 45, 46, 30)	B.T. Potter	A - Notre Dame (40-47)	11-7-2020
4	(18, 40, 35, 42)	B.T. Potter	H - Boston College (19-13)	10-2-2021

N1 - Atlanta, Ga.

YARDS ON FIELD GOALS BY CLEMSON

Yds	Distances	Player	Site - Opp. (Score CU-Opp.)	Date
217	(23, 33, 32, 52, 42, 35)	Richard Jackson	H - Boston College (25-7)	9-19-2009
192	(31, 42, 32, 46, 41)	Nelson Welch	H - NC State (29-19)	10-26-1991
189	(30, 53, 43, 31, 32)	Nelson Welch	A - Maryland (23-53)	11-14-1992
172	(34, 37, 47, 34, 20)	Nelson Welch	A - North Carolina (28-17)	11-5-1994
171	(21, 21, 25, 18, 44, 42)	Jad Dean	H - Texas A&M (25-24)	9-3-2005
165	(38, 42, 18, 20, 47)	Chandler Catanzaro	H - Boston College (36-14)	10-8-2011
156	(49, 26, 24, 57)	Obed Ariri	H - Wake Forest (26-0)	10-29-1979
151	(52, 34, 30, 35)	David Richardson	A - Wake Forest (33-16)	11-1-1997
147	(38, 20, 45, 44)	Chris Gardocki	A - Georgia Tech (19-21)	10-13-1990
146	(21, 47, 36, 42)	Jad Dean	H - NC State (26-20)	10-30-2004
146	(48, 52, 46)	Mark Buchholz	H - Wake Forest (44-10)	11-10-2007
146	(25, 45, 46, 30)	B.T. Potter	A - Notre Dame (40-47)	11-7-2020

PUNT RETURN YARDS BY CLEMSON

Yds	Returns	Player	Site - Opp. (Score CU-Opp.)	Date
167	4	Don Kelley	A - Maryland (24-11)	10-20-1970
126	5	Donnell Woolford	H - Georgia Tech (33-12)	9-26-1987
119	3	C.J. Spiller	H - Boston College (25-7)	9-19-2009
116	4	Darnell Stephens	H - Maryland (40-7)	11-16-1991
107	8	Adam Humphries	H - Louisville (23-17)	10-11-2014
106	7	Tony Horne	H - UTEP (39-7)	10-4-1997
105	3	Brian Mance	H - Georgia Tech (28-31)	10-28-2000
102	2	Richie Luzzi	A - Georgia (13-31)	9-27-1969

KICKOFF RETURN YARDS BY CLEMSON

Yds	Returns	Player	Site - Team (Score CU-Opp.)	Date
282	6	Justin Miller	A - Florida State (22-41)	9-25-2004
207	5	Sammy Watkins	A - Maryland (56-45)	10-15-2011
174	5	David Thomas	A - Georgia Tech (9-31)	10-7-1972
160	7	John Shields	H - Alabama (13-38)	10-25-1969
159	6	Dennis Goss	A - North Carolina (13-26)	11-6-1971
158	4	Terrance Roulhac	H - South Carolina (21-21)	11-22-1986
153	2	Derrick Hamilton	A - Maryland (20-37)	11-10-2001
152	4	Justin Miller	H - Maryland (12-30)	11-16-2002
152	4	C.J. Spiller	N1 - Alabama (10-34)	8-30-2008
143	3	Bill Mathis	A - Georgia Tech (6-16)	10-25-1959
143	7	Sammy Watkins	N2 - West Virginia (33-70)	1-4-2012

N1 - Atlanta, Ga.; N2 - Miami Gardens, Fla. (Orange Bowl)

RETURN YARDS (PR, KOR, IR) BY CLEMSON

Yds	Method	Player	Site - Opp. (Score CU-Opp.)	Date
282	(282 KOR)	Justin Miller	A - Florida State (22-41)	9-25-2004
223	(167 PR, 56 IR)	Don Kelley	A - Maryland (24-11)	10-31-1970
207	(207 KOR)	Sammy Watkins	A - Maryland (56-45)	10-15-2011
174	(174 KOR)	David Thomas	A - Georgia Tech (9-31)	10-7-1972
165	(26 PR, 139 KOR)	Marcus Gilchrist	H - South Carolina (7-29)	11-27-2010
161	(9 PR, 152 KOR)	C.J. Spiller	N1 - Alabama (10-34)	8-30-2008
160	(160 KOR)	John Shields	H - Alabama (13-38)	10-25-1969
159	(159 KOR)	Dennis Goss	A - North Carolina (13-26)	11-6-1971
159	(62 PR, 97 KOR)	C.J. Spiller	N2 - Nebraska (21-26)	1-1-2009
159	(63 PR, 96 KOR)	C.J. Spiller	H - Middle Tennessee (37-14)	9-5-2009

N1 - Atlanta, Ga.; N2 - Jacksonville, Fla. (Gator Bowl)

ALL-PURPOSE YARDS BY CLEMSON

Yds	Player	Opponent	Year	Rush	Rec.	PR	KOR
345	Sammy Watkins	Maryland	2011	33	105	0	207
312	C.J. Spiller	Florida State	2009	165	67	9	71
310	C.J. Spiller	at Miami (Fla.)	2009	81	104	---	125
301	C.J. Spiller	Georgia Tech*	2009	233	5	---	63
284	Sammy Watkins	Georgia Tech	2011	7	153	---	124
282	Justin Miller	at Florida State	2004	---	---	---	282
274	Terrence Flagler	at Wake Forest	1986	209	65	---	---
268	Sammy Watkins	Ohio State^	2013	3	227	---	38
267	Tony Horne	Florida State	1997	---	131	27	109
264	Andre Ellington	Boston College	2012	132	3	---	129
264	Travis Etienne	Boston College	2020	84	140	---	40

* - Tampa, Fla. (ACC Championship Game); ^ - Miami Gardens, Fla. (Orange Bowl)

PUNTING AVERAGE BY CLEMSON

Avg.	Att.-Yds	Player	Site - Opp. (Score CU-Opp.)	Date
55.3	3-166	Dale Hatcher	H - Kentucky (24-6)	10-2-1982
53.6	5-268	Will Spiers	H - Syracuse (47-21)	10-24-2020
52.7	3-158	Will Spiers	H - Miami (Fla.) (42-17)	10-10-2020
52.0	5-260	Banks McFadden	A - George Washington (13-6)	11-3-1939
51.8	4-207	Dale Hatcher	H - Georgia (16-16)	9-17-1983
51.8	4-207	Will Spiers	A - Louisville (47-21)	9-16-2017
51.5	6-309	Dawson Zimmerman	H - North Texas (35-10)	9-4-2010
51.5	4-206	Will Spiers	H - Florida State (30-20)	10-30-2021
51.0	6-306	Dale Hatcher	A - Kentucky (21-3)	10-3-1981
50.8	4-203	Joe Paglieli	H - Maryland (12-25)	11-12-1955

Note: Minimum three punts.

100-YARD INDIVIDUAL RUSHING GAMES

Yds	Car	Player	Opponent	Result	Date	Site
263	32	Raymond Priestler	Duke	W, 34-17	11-11-1995	H
260	27	Cliff Austin	Duke	W, 49-14	10-16-1982	H
234	33	Don King	Fordham	T, 12-12	11-8-1952	A
233	20	C.J. Spiller	Georgia Tech	L, 34-39	12-5-2009	N
228	25	Andre Ellington	Auburn	W, 26-19	9-1-2012	N
226	32	Wesley McFadden	Virginia Tech	W, 22-10	9-12-1987	A
220	18	Woodrow Dantzler	Virginia	W, 31-10	9-23-2000	A
216	21	James Davis	Georgia Tech	W, 31-7	10-21-2006	H
212	24	Andre Ellington	Maryland	W, 56-45	10-15-2011	A
212	9	Travis Etienne	Wofford	W, 59-14	11-2-2019	H
210	30	Terrence Flagler	Virginia	W, 31-17	10-11-1986	A
209	22	Terrence Flagler	Wake Forest	W, 28-20	11-1-1986	A
205	12	Travis Etienne	Georgia Tech	W, 52-14	8-29-2019	H
204	15	Buck George	Presbyterian	W, 53-13	9-20-1952	H
204	36	Raymond Priestler	Maryland	W, 20-9	10-25-1997	A
203	27	Travis Etienne	Syracuse	W, 27-23	9-29-2018	H
202	36	Ray Auger	Wake Forest	W, 28-14	10-18-1969	H
201	35	Ray Auger	North Carolina	W, 24-14	11-16-1968	H
197	27	Ken Callicutt	South Carolina	W, 39-21	11-23-1974	H
192	18	Butch Butler	Presbyterian	W, 32-13	9-19-1942	H
192	14	Travis Etienne	Louisville	W, 45-10	10-19-2019	A
191	27	Wayne Gallman	South Carolina	W, 35-17	11-29-2014	H
191	24	Kobe Pace	Wake Forest	W, 48-27	11-27-2021	H
189	31	Buddy Gore	South Carolina	W, 23-12	11-25-1967	A
187	30	Raymond Priestler	Wake Forest	W, 21-10	9-28-1996	H
187	28	Wayne Gallman	North Carolina	W, 45-37	12-5-2015	N
186	30	Kevin Mack	Maryland	W, 52-27	11-12-1983	H
185	20	Ronald Williams	Virginia	T, 20-20	10-12-1991	H
184	23	Woodrow Dantzler	NC State	W, 45-37	10-13-2001	A
183	27	Terry Allen	Virginia	W, 38-21	10-10-1987	H
183	14	Ronald Williams	App State	W, 48-0	9-22-1990	H
183	22	Woodrow Dantzler	Maryland	W, 42-30	10-16-1999	A
182	6	Bobby Gage	Presbyterian	W, 42-0	9-20-1947	H
179	13	Hal Davis	Virginia	W, 29-7	10-31-1964	H
178	19	Lester Brown	Virginia	W, 30-14	10-14-1978	A
178	19	Cliff Austin	Duke	W, 38-10	10-17-1981	A
177	26	Larry Gressette	Auburn	W, 34-0	11-24-1951	H

100-YARD RUSHING GAMES

Player	Years	Gms	James Davis	2005-08	14
Travis Etienne	2017-20	20	C.J. Spiller	2006-09	12
Wayne Gallman	2014-16	17	Andre Ellington	2009-12	12
Raymond Priestler	1994-97	15			


177	17	Terrence Flagler	The Citadel	W, 24-0	10-4-1986	H
175	14	Jackie Calvert	Missouri	W, 34-0	9-30-1950	A
175	24	Joel Wells	Furman	W, 40-20	11-26-1955	A
175	25	Raymond Priestler	Georgia Tech	W, 28-25	10-19-1996	H
174	14	Billy Hair	Presbyterian	W, 53-6	9-22-1951	H
173	15	Banks McFadden	Presbyterian	W, 18-0	9-23-1939	H
172	19	Derrick Witherspoon	Maryland	W, 29-0	10-30-1993	H
172	31	Wayne Gallman	NC State	W, 56-41	10-31-2015	A
172	27	Will Shipley	Syracuse	W, 27-21	10-22-2022	H
170	19	Ken Callicutt	North Carolina	W, 54-32	11-9-1974	H
167	29	Terry Allen	North Carolina	W, 37-14	11-5-1988	H
167	10	Travis Etienne	Wake Forest	W, 63-3	10-6-2018	A
166	15	Woodrow Dantzler	Wake Forest	W, 55-7	9-16-2000	H
166	24	James Davis	NC State	W, 42-20	9-22-2007	A
166	20	Andre Ellington	Georgia Tech	W, 27-13	10-23-2010	H
165	22	C.J. Spiller	Florida State	W, 40-24	11-7-2009	H
165	22	Andre Ellington	Wofford	W, 35-27	9-10-2011	H
164	25	Woodrow Dantzler	Georgia Tech	W, 47-44 ^(OT)	9-29-2001	A
163	33	Fred Cone	Auburn	W, 41-0	11-25-1950	A
163	25	Joe Henderson	North Carolina	W, 35-3	11-4-1989	A
163	24	Rodney Blunt	Duke	W, 33-21	12-1-1991	N
163	22	Raymond Priestler	Maryland	W, 17-0	10-21-1995	A
163	10	Lyn-J Dixon	Wake Forest	W, 63-3	10-6-2018	A
162	16	Travis Etienne	Georgia Southern	W, 38-7	9-15-2018	H
161	13	Ray Mathews	Presbyterian	W, 69-7	9-17-1949	H
161	30	Roderick McDowell	Maryland	W, 40-27	10-26-2013	A
161	22	Wayne Gallman	Wake Forest	W, 35-13	11-16-2016	A
160	19	Ed Maness	Rhodes	T, 12-12	11-16-1940	A
159	17	Louis Solomon	Wake Forest	W, 24-8	10-29-1994	H
156	12	Travis Etienne	Pittsburgh	W, 42-10	12-1-2018	N
155	10	C.J. Spiller	South Carolina	L, 28-31	11-25-2006	H
154	28	Lester Brown	North Carolina	W, 13-9	11-11-1978	H
154	16	Terry Allen	Wake Forest	W, 38-21	10-29-1988	A
154	27	Raymond Priestler	Wake Forest	W, 29-14	9-16-1995	A
154	18	C.J. Spiller	NC State	W, 20-14	11-11-2006	H
153	8	Travis Etienne	Louisville	W, 77-16	11-3-2018	H
152	5	Ken Moore	The Citadel	W, 59-0	11-27-1954	H
152	22	Wade Hughes	Wake Forest	W, 31-0	10-28-1972	A
151	25	Chuck McSwain	South Carolina	W, 29-13	11-21-1981	A
151	25	Raymond Priestler	LSU	L, 7-10	12-28-1996	N
151	29	Travis Zachery	Maryland	W, 35-14	10-14-2000	H
150	18	Kevin Mack	Duke	W, 38-31	10-15-1983	A
150	28	James Davis	Colorado	W, 19-10	12-27-2005	N
150	26	Wayne Gallman	Oklahoma	W, 37-17	12-31-2015	N
150	28	Travis Etienne	South Carolina	W, 56-35	11-24-2018	H
149	17	Travis Etienne	Miami (Fla.)	W, 42-17	10-10-2020	H
148	27	Kenny Flowers	Minnesota	L, 13-20	12-21-1985	N
147	31	Travis Zachery	NC State	W, 34-27	10-7-2000	H
146	22	Sid Tinsley	South Carolina	W, 20-13	10-19-1944	A
146	23	Ray Auger	Georgia Tech	W, 21-10	10-4-1969	A
146	11	Don Testerman	Tennessee	L, 28-29	10-26-1974	A
146	25	Marvin Sims	Georgia	W, 12-7	9-22-1979	H
146	30	Raymond Priestler	NC State	W, 40-17	11-16-1996	H
145	19	Fred Cone	Furman	W, 57-2	11-18-1950	H
145	24	Terry Allen	Virginia	W, 10-7	10-8-1988	A
145	27	James Davis	South Carolina	W, 13-9	11-19-2005	A
145	24	Deshawn Watson	Oklahoma	W, 37-17	12-31-2015	N
144	8	Bobby Gage	Presbyterian	W, 76-0	9-22-1945	H
144	31	Hugh Mauldin	TCU	W, 3-0	10-23-1965	H
143	22	Fred Cone	Presbyterian	W, 54-0	9-23-1950	H
143	32	Terry Allen	Duke	L, 17-21	9-30-1989	A
143	12	James Davis	NC State	W, 31-10	10-13-2005	A
143	11	James Davis	Louisiana Tech	W, 51-0	9-30-2006	H
143	27	Jamie Harper	Florida State	L, 13-16	11-13-2010	A
142	24	Jamie Harper	Wake Forest	W, 30-10	11-20-2010	A
141	18	Bobby Gage	Auburn	W, 34-18	11-22-1947	H
141	20	Billy Hair	Furman	W, 57-2	11-18-1950	H
141	31	Ray Auger	Duke	L, 27-34	11-8-1969	A
141	23	Kenny Flowers	Wake Forest	W, 26-10	11-2-1985	H
141	16	Rodney Blunt	Virginia	W, 29-28	10-10-1992	A
141	17	Travis Zachery	Duke	W, 58-7	11-6-1999	H
140	13	Mike O'Cain	NC State	L, 21-38	10-23-1976	A
140	22	Andre Ellington	Auburn	L, 24-27 ^(OT)	9-18-2010	A
139	15	Fred Cone	Duquesne	W, 33-20	11-12-1949	H
139	28	Ray Auger	Maryland	W, 16-0	11-9-1968	A
139	22	Terrence Flagler	Western Carolina	W, 44-10	9-3-1983	H
139	24	Wayne Gallman	Louisville	W, 20-17	9-17-2015	A
139	12	Will Shipley	Louisiana Tech	W, 48-20	9-17-2022	H
138	25	Wade Hughes	Virginia	W, 37-21	10-21-1972	H
138	23	Raymond Priestler	App State	W, 23-12	9-6-1997	H



WOODROW DANTZLER
HAD 184 RUSHING YARDS
AT NC STATE IN 2001.

100-YARD INDIVIDUAL RUSHING GAMES

LESTER BROWN
HAD 121 YARDS
ON 27 CARRIES
IN CLEMSON'S
WIN OVER SOUTH
CAROLINA IN 1978.



138	9	James Davis	Temple	W, 63-9	10-12-2006	N
137	11	Jim Whitmire	Wake Forest	L, 12-41	10-30-1943	H
137	17	Harold Goggins	South Carolina	L, 20-56	11-22-1975	A
137	18	Raymond Priester	South Carolina	L, 31-34	11-23-1996	H
136	16	Ed Maness	Furman	W, 13-7	11-23-1940	A
136	18	Bobby Gage	Duquesne	W, 34-13	11-15-1947	A
136	9	Smiley Sanders	Wake Forest	W, 35-8	11-3-1973	H
136	20	Kenny Flowers	Maryland	L, 23-41	11-17-1984	A
136	26	Kenny Flowers	South Carolina	W, 24-17	11-23-1985	A
136	28	Lamont Pegues	Georgia Tech	W, 20-10	11-12-1994	H
135	28	Buddy Gore	Georgia Tech	L, 21-24	10-5-1968	A
135	19	Woodrow Dantzler	Duke	W, 59-31	12-1-2001	H
134	28	Lester Brown	Georgia Tech	W, 31-14	9-24-1977	A
134	17	Terry Allen	Duke	W, 49-17	10-15-1988	H
134	24	Antwuan Wyatt	Maryland	W, 13-0	10-1-1994	H
134	22	Woodrow Dantzler	Duke	W, 52-22	9-30-2000	A
133	36	Jim Shirley	NC State	W, 6-0	10-6-1951	A
132	25	Andre Ellington	Boston College	W, 45-31	9-29-2012	A
132	22	Roderick McDowell	Georgia	W, 38-35	8-31-2013	H
132	15	Will Shipley	South Carolina	L, 30-31	11-26-2022	H
131	14	Ray Mathews	Presbyterian	W, 54-0	9-23-1950	H
131	14	Jackie Calvert	Wake Forest	W, 13-12	10-28-1950	A
131	31	Buddy Gore	North Carolina	W, 17-0	11-4-1967	A
131	26	Stacey Driver	Georgia Tech	L, 21-28	9-29-1984	A
131	20	Joe Henderson	Wake Forest	W, 31-17	10-31-1987	H
131	24	Deshaun Watson	North Carolina	W, 45-37	12-5-2015	N
130	28	Larry Gressette	Furman	W, 34-14	11-17-1951	A
130	17	Hugh Mauldin	Furman	W, 28-0	9-19-1964	H
130	25	Buddy Gore	South Carolina	W, 35-10	11-26-1966	H
130	20	Terry Allen	Florida State	W, 34-23	9-9-1989	A
130	15	Chad Jasmin	Tennessee	W, 27-14	1-2-2004	N
129	18	Buddy Gore	Maryland	W, 28-7	11-11-1967	H
129	14	Chuck McSwain	NC State	W, 38-29	10-23-1982	A
129	28	Travis Zachery	North Carolina	W, 31-20	10-2-1999	H
129	29	James Davis	Maryland	W, 30-17	10-27-2007	A
128	23	Ronald Williams	Georgia	W, 34-3	10-6-1990	H
128	23	Reggie Merriweather	Georgia Tech	L, 9-10	10-29-2005	A
128	10	Adam Choice	Wake Forest	W, 63-3	10-6-2018	A
128	25	Will Shipley	Florida State	W, 30-20	10-30-2021	H

128	19	Will Shipley	South Carolina	W, 30-0	11-27-2021	A
127	8	Shad Bryant	George Washington	W, 13-6	11-3-1939	A
127	7	Sid Tinsley	Furman	W, 34-6	11-22-1941	A
127	16	Billy Hair	Boston College	W, 13-0	10-31-1952	A
127	10	Warren Ratchford	South Carolina	W, 28-9	11-20-1976	H
127	12	Dexter McCleon	Virginia	W, 23-14	11-13-1993	H
127	15	C.J. Spiller	Louisiana Tech	W, 51-0	9-30-2006	H
127	20	Tajh Boyd	Ohio State	W, 40-35	1-3-2014	N
127	17	Travis Etienne	Florida State	W, 45-14	10-12-2019	H
126	12	Rudy Harris	Duke	W, 33-21	12-1-1991	N
126	17	James Davis	Maryland	L, 17-20	9-27-2008	H
125	18	Joel Wells	Colorado	L, 21-27	1-1-1957	N
125	29	Doug Cline	Wake Forest	W, 33-31	11-21-1959	H
125	21	Lester Brown	Virginia	W, 17-7	10-6-1979	H
125	21	Stacey Driver	NC State	W, 39-10	10-26-1985	H
125	28	Reggie Merriweather	South Carolina	W, 29-7	11-20-2004	H
125	20	Andre Ellington	Virginia Tech	W, 38-10	12-3-2011	N
125	18	Kobe Pace	Boston College	W, 19-13	10-2-2021	H
124	11	Billy Hair	Boston College	W, 35-14	11-11-1950	A
124	8	Jay Washington	Georgia Tech	L, 21-29	9-29-1973	A
124	18	Kenny Flowers	Georgia Tech	W, 41-14	9-24-1983	H
124	25	Stacey Driver	Wake Forest	W, 24-17	10-29-1983	H
124	25	Tracy Johnson	North Carolina	W, 13-10	11-7-1987	A
124	20	Ronald Williams	South Carolina	W, 24-15	11-17-1990	H
124	22	Andre Ellington	NC State	W, 62-48	11-17-2012	H
124	10	Travis Etienne	Notre Dame	W, 34-10	12-19-2020	N
123	10	Derrick Witherspoon	App State	W, 48-0	9-22-1990	H
123	13	Kelton Dunnican	Virginia	W, 24-16	11-9-1996	A
123	30	Wayne Gallman	Auburn	W, 19-13	9-3-2016	A
122	22	Buddy Gore	Wake Forest	W, 23-6	9-23-1967	H
122	20	Raymond Priester	Virginia	W, 24-16	11-9-1996	A
122	23	James Davis	South Carolina	W, 23-21	11-24-2007	A
122	12	Andre Ellington	North Texas	W, 35-10	9-4-2010	H
122	11	Travis Etienne	Georgia Tech	W, 49-21	9-22-2018	A
121	15	Jim Whitmire	Presbyterian	L, 12-13	9-25-1943	H
121	18	Ken Callicutt	South Carolina	L, 20-32	11-24-1973	A
121	27	Lester Brown	South Carolina	W, 41-23	11-25-1978	H
121	25	Stacey Driver	Virginia	W, 27-24	10-12-1985	H
121	16	Kenny Flowers	Duke	W, 21-9	10-19-1985	A
121	16	Travis Etienne	Wake Forest	W, 52-3	11-16-2019	H
121	20	Will Shipley	Florida State	W, 34-28	10-15-2022	A
120	13	Banks McFadden	George Washington	W, 27-0	11-5-1938	A
120	21	Butch Butler	George Washington	L, 0-7	11-7-1942	H
120	18	Ray Mathews	Missouri	W, 34-0	9-30-1950	A
120	18	Chuck McSwain	Duke	W, 28-10	10-20-1979	A
120	22	Kenny Flowers	Maryland	L, 31-34	11-16-1985	H
120	26	Woodrow Dantzler	Georgia Tech	L, 42-45	11-13-1999	A
119	25	Buddy Gore	Maryland	W, 14-10	11-12-1966	A
119	11	Kenny Flowers	Duke	W, 54-21	10-20-1984	H
119	18	Wesley McFadden	Virginia	W, 38-21	10-10-1987	H
119	20	Woodrow Dantzler	Wake Forest	W, 21-14	10-27-2001	A
118	10	Shad Bryant	South Carolina	W, 34-12	10-20-1938	A
118	20	Dewey Quinn	Furman	W, 20-6	11-16-1946	H
118	16	Smiley Sanders	The Citadel	W, 13-0	9-9-1972	H
118	23	Rodney Blunt	Wake Forest	L, 15-18	10-31-1992	A
118	17	Raymond Priester	Furman	W, 19-3	9-7-1996	H
118	8	James Davis	Duke	W, 47-10	11-3-2007	A
118	22	Wayne Gallman	Miami (Fla.)	W, 58-0	10-24-2015	A
117	22	Billy Rogers	South Carolina	W, 20-13	10-19-1944	A
117	29	Fred Cone	South Carolina	T, 14-14	10-19-1950	A
117	25	Buddy Gore	Virginia	W, 40-35	9-24-1966	H
117	25	Buddy Gore	Alabama	L, 14-21	10-26-1968	A
117	24	Lester Brown	NC State	W, 33-10	10-28-1978	A
117	20	Lester Brown	Wake Forest	W, 51-6	11-4-1978	A
117	23	Cliff Austin	South Carolina	W, 24-6	11-20-1982	H
117	18	DeChane Cameron	North Carolina	W, 21-6	11-9-1991	A
117	22	Andre Ellington	Boston College	W, 36-14	10-8-2011	H
116	11	Carol Cox	Furman	W, 41-0	11-6-1948	H
116	17	Joel Wells	South Carolina	W, 28-14	10-20-1955	A
116	12	Chuck McSwain	North Carolina	L, 19-24	11-8-1980	H
116	18	Cliff Austin	Kentucky	W, 24-6	10-2-1982	H
116	21	Joe Henderson	Georgia Tech	W, 30-13	9-24-1988	A
116	20	DeChane Cameron	South Carolina	W, 41-24	11-23-1991	A
116	16	Louis Solomon	Virginia	W, 29-28	10-10-1992	A
116	16	C.J. Spiller	Georgia Tech	W, 31-7	10-21-2006	H
116	10	Andre Ellington	West Virginia	L, 33-70	1-4-2012	N
116	4	Lyn-J Dixon	Louisville	W, 77-16	11-3-2018	H
115	27	Charlie Timmons	Boston College	W, 6-3	1-1-1940	N
115	14	Travis Zachery	Duke	W, 59-31	12-1-2001	H
115	13	Wayne Gallman	Georgia Tech	W, 43-24	10-10-2015	H
114	8	Buck George	Furman	W, 34-14	11-17-1951	A
114	28	Stacey Driver	Wake Forest	W, 26-10	11-2-1985	H
114	24	Stacey Driver	South Carolina	W, 24-17	11-23-1985	A
114	16	Terrence Flagler	North Carolina	W, 38-10	11-8-1986	H
114	20	Reggie Merriweather	Miami (Fla.)	W, 24-17 ^(OT)	11-6-2004	A
114	21	Demerrick Chancellor	Temple	W, 63-9	10-12-2006	N
114	21	C.J. Spiller	NC State	W, 42-20	9-22-2007	A
114	21	Deshaun Watson	South Carolina	W, 37-32	11-28-2015	A
114	14	Travis Etienne	Virginia	W, 62-17	12-7-2019	N

100-YARD INDIVIDUAL RUSHING GAMES

113	19	Billy Hair	Auburn	W, 34-0	11-24-1951	H	103	6	Chuck McSwain	Virginia	W, 48-0	10-9-1982	A
113	18	Emory Smith	Virginia	W, 23-14	11-13-1993	H	103	17	Terry Allen	Maryland	W, 45-16	11-14-1987	H
113	11	Demerrick Chancellor	Louisiana Tech	W, 51-0	9-30-2006	H	103	18	Rodney Blunt	Wake Forest	W, 28-10	11-2-1991	H
113	9	Travis Etienne	Boston College	W, 34-7	9-23-2017	H	103	25	Woodrow Dantzler	NC State	W, 34-27	10-7-2000	H
112	14	Buddy Gore	Duke	W, 39-22	10-19-1968	H	103	18	Tajh Boyd	NC State	W, 62-48	11-17-2012	H
112	17	Kenny Flowers	Duke	W, 38-31	10-15-1983	A	103	22	Wayne Gallman	Florida State	W, 23-13	11-7-2015	H
112	24	Raymond Priester	South Carolina	W, 47-21	11-22-1997	A	102	8	Butch Butler	Presbyterian	W, 41-12	9-20-1941	H
112	10	Sadat Chambers	Central Michigan	W, 70-14	10-20-2007	H	102	13	Bobby Payne	Wake Forest	W, 29-0	11-15-1941	H
112	8	C.J. Spiller	Auburn	L, 20-23 ^(OT)	12-31-2007	N	102	18	Billy Hair	Wake Forest	W, 21-6	11-3-1951	H
112	26	C.J. Spiller	TCU	L, 10-14	9-26-2009	H	102	14	Joel Wells	Maryland	L, 12-25	11-12-1955	H
112	19	Wayne Gallman	South Carolina	W, 56-7	11-26-2016	H	102	20	Terrence Flagler	Duke	W, 35-3	10-18-1986	H
112	14	Travis Etienne	NC State	W, 55-10	11-9-2019	A	102	20	Ronald Williams	Georgia Tech	W, 9-7	9-28-1991	H
111	21	Fred Cone	Missouri	W, 34-0	9-30-1950	A	102	26	Rudy Harris	Virginia	T, 20-20	10-12-1991	H
111	26	Steve Fuller	Georgia Tech	T, 24-24	9-25-1976	A	102	20	Woodrow Dantzler	South Carolina	L, 15-20	11-17-2001	A
111	19	Kenny Flowers	Virginia	W, 27-24	10-12-1985	H	102	18	James Davis	Florida State	W, 24-18	9-3-2007	H
111	20	Derrick Witherspoon	Georgia Tech	W, 16-13	9-25-1993	H	102	19	Wayne Gallman	South Carolina	W, 37-32	11-28-2015	A
111	19	Nealon Greene	Georgia Tech	W, 20-10	11-12-1994	H	102	17	Travis Etienne	Wake Forest	W, 37-13	9-12-2020	A
111	22	Raymond Priester	Florida State	L, 26-45	9-9-1995	H	101	14	Johnny Sweatte	Wake Forest	W, 29-0	11-15-1941	H
111	27	Raymond Priester	Virginia	L, 3-22	9-23-1995	A	101	12	Lester Brown	Furman	W, 21-0	9-8-1979	H
111	13	Duane Coleman	North Carolina	W, 36-28	10-25-2003	H	101	13	Cliff Austin	Wake Forest	W, 82-24	10-31-1981	H
111	14	Roderick McDowell	South Carolina	L, 17-31	11-30-2013	A	101	25	Kenny Flowers	North Carolina	L, 20-21	9-9-1985	A
111	23	Wayne Gallman	Notre Dame	W, 24-22	10-3-2015	H	101	12	Wesley McFadden	Maryland	W, 45-16	11-14-1987	H
111	19	Will Shipley	Wake Forest	W, 48-27	11-20-2021	H	101	12	Emory Smith	South Carolina	W, 38-17	11-18-1995	A
110	10	Larry Gressette	Presbyterian	W, 53-6	9-22-1951	H	101	16	Travis Zachery	Georgia Tech	L, 28-31	10-28-2000	H
110	25	Ray Yauger	Maryland	W, 40-0	11-1-1969	H	101	19	James Davis	Texas A&M	W, 25-24	9-3-2005	H
110	28	Ray Yauger	Georgia Tech	L, 7-28	10-3-1970	A	101	9	Jamie Harper	North Texas	W, 35-10	9-4-2010	H
110	19	Stacey Driver	South Carolina	W, 22-13	11-19-1983	A	101	28	Wayne Gallman	Syracuse	W, 16-6	10-25-2014	H
110	19	Terry Allen	Maryland	W, 49-25	11-12-1988	A	101	6	Tavien Feaster	Louisville	W, 77-16	11-3-2018	H
110	16	Wayne Gallman	Louisville	W, 42-36	10-1-2016	H	100	24	Fred Cone	Auburn	T, 20-20	11-26-1949	N
109	6	Ray Mathews	Wake Forest	L, 21-35	10-29-1949	H	100	21	Ray Yauger	Alabama	L, 13-38	10-25-1969	H
109	13	Jackie Calvert	Presbyterian	W, 54-0	9-23-1950	H	100	13	Hal Davis	South Carolina	W, 7-6	11-25-1972	H
109	25	Cliff Austin	NC State	W, 38-29	10-23-1982	A	100	26	Ken Pengitore	North Carolina	W, 37-29	11-10-1973	A
109	13	Kevin Mack	Virginia	W, 42-21	10-8-1983	H	100	14	Homer Jordan	Virginia	W, 27-24	10-11-1980	A
109	9	Wayne Gallman	Boston College	W, 56-10	10-7-2016	A	100	13	Ronald Williams	Georgia	L, 12-27	10-5-1991	A
109	14	Travis Etienne	Notre Dame	W, 30-3	12-29-2018	N	100	26	Emory Smith	Georgia Tech	W, 24-3	10-28-1995	A
109	16	Travis Etienne	Boston College	W, 59-7	10-26-2019	H	Note: Since 1938; Clemson is 63-1-3 when a player rushes for at least 156 yards.						
108	8	Bobby Payne	VMI	W, 36-7	9-27-1941	A							
108	22	Joel Wells	Virginia Tech	W, 21-6	11-3-1956	H							
108	13	Rudy Hayes	Duke	L, 6-7	11-16-1957	A							
108	22	Ricky Gilstrap	Maryland	W, 20-14	11-13-1971	H							
108	16	Steve Fuller	South Carolina	W, 41-23	11-25-1978	H							
108	17	Ronald Williams	Georgia Tech	L, 19-21	10-13-1990	A							
108	14	Ronald Williams	App State	W, 34-0	9-7-1991	H							
108	17	Reggie Merriweather	Temple	W, 37-7	10-22-2005	H							
108	21	Roderick McDowell	The Citadel	W, 52-6	11-23-2013	H							
107	20	Chuck McSwain	Kentucky	W, 21-3	10-3-1981	A							
107	13	James Davis	The Citadel	W, 45-17	9-6-2008	H							
107	17	Andre Ellington	Miami (Fla.)	L, 21-30	10-2-2010	H							
107	16	Dashaun Watson	Florida State	W, 23-13	11-7-2015	H							
107	16	Trevor Lawrence	Ohio State	W, 29-23	12-28-2019	N							
106	30	Charlie Timmons	Boston College	W, 26-13	10-11-1941	A							
106	10	Walt Stewart	Presbyterian	W, 34-0	9-23-1944	H							
106	15	Fred Cone	NC State	W, 6-0	10-2-1948	H							
106	22	Joel Wells	Furman	W, 28-7	12-1-1956	H							
106	18	Mark Fellers	South Carolina	W, 39-21	11-23-1974	H							
106	13	Steve Fuller	Virginia Tech	W, 38-7	10-7-1978	H							
106	19	Bernard Rambert	North Carolina	W, 42-12	11-9-2002	A							
106	17	C.J. Spiller	Maryland	W, 30-17	10-27-2007	A							
106	9	C.J. Spiller	Wake Forest	W, 38-3	10-17-2009	H							
106	19	Wayne Gallman	Wake Forest	W, 34-20	11-6-2014	A							
106	22	Kelly Bryant	Boston College	W, 34-7	9-23-2017	H							
106	10	Phil Mafah	Louisville	W, 31-16	11-12-2022	H							
105	29	Don Willis	Wake Forest	W, 7-0	10-28-1938	A							
105	5	Jim Reynolds	Presbyterian	W, 76-0	9-22-1945	H							
105	14	Harvey White	Vanderbilt	W, 12-7	10-11-1958	A							
105	22	Buddy Gore	Wake Forest	W, 23-21	10-29-1966	A							
105	15	Cliff Austin	Virginia	W, 48-0	10-9-1982	A							
105	11	Terry Allen	Penn State	W, 35-10	1-1-1988	N							
105	16	Joe Henderson	Virginia	W, 34-20	10-7-1989	H							
105	21	Rodney Blunt	North Carolina	W, 40-7	11-7-1992	H							
105	17	Travis Zachery	South Carolina	W, 31-21	11-20-1999	A							
105	14	Tye Hill	North Carolina	W, 42-12	11-9-2002	A							
105	14	Dashaun Watson	Syracuse	W, 37-27	11-14-2015	A							
105	7	Tavien Feaster	NC State	W, 38-31	11-4-2017	A							
104	9	Ray Mathews	South Carolina	L, 19-21	10-23-1947	A							
104	12	Bobby Gage	Furman	W, 41-0	11-6-1948	H							
104	9	Billy Hair	Duquesne	W, 53-20	11-4-1950	H							
104	15	Tony Mathews	Wake Forest	W, 21-9	11-2-1974	A							
104	15	Marvin Sims	South Carolina	W, 41-23	11-25-1978	H							
104	21	Homer Jordan	NC State	W, 17-7	10-24-1981	H							
104	16	Louis Solomon	Duke	W, 21-6	10-17-1992	H							
104	18	Reggie Merriweather	Duke	W, 49-20	11-5-2005	H							
104	9	C.J. Spiller	Wake Forest	W, 27-17	10-7-2006	A							
104	20	Will Shipley	Wake Forest	W, 51-45	9-24-2022	H							
103	19	Charlie Timmons	Furman	W, 34-6	11-22-1941	A							
103	9	Billy Poe	Tulane	W, 47-20	11-17-1945	A							
103	9	Jackie Calvert	NC State	W, 27-0	10-7-1950	H							
103	21	Billy O'Dell	Wake Forest	W, 19-13	10-29-1955	H							
103	18	Jeff McCall	Virginia	W, 48-0	10-9-1982	A							



**PHIL MAFAH HAD
A CAREER-HIGH
106 YARDS ON 10
CARRIES AGAINST
LOUISVILLE IN 2022.**

200-YARD INDIVIDUAL PASSING GAMES

Yds	Com-Att-I-TD	Player	Opponent	Result	Date	Site
580	52-70-3-3	Deshaun Watson	Pittsburgh	L, 42-43	11-12-2016	H
455	20-27-2-5	Tajh Boyd	Syracuse	W, 49-14	10-5-2013	A
439	29-44-0-2	DJ Uiagalelei	Notre Dame	L, 40-47 ^(20T)	11-7-2020	A
435	27-36-1-6	Deshaun Watson	North Carolina	W, 50-35	9-27-2014	H
428	27-38-0-5	Tajh Boyd	Wake Forest	W, 42-13	10-25-2012	A
426	30-44-2-5	Tajh Boyd	NC State	W, 62-48	11-17-2012	H
420	34-52-0-4	Charlie Whitehurst	Duke	W, 34-31	11-2-2002	A
420	27-41-2-3	Deshaun Watson	Boston College	W, 34-17	10-17-2015	H
420	36-56-0-3	Deshaun Watson	Alabama	W, 35-31	1-9-2017	N
405	30-47-1-4	Deshaun Watson	Alabama	L, 40-45	1-11-2016	N
404	24-32-1-5	Trevor Lawrence	Georgia Tech	W, 73-7	10-17-2020	A
403	26-37-0-2	Trevor Lawrence	Pittsburgh	W, 52-17	11-28-2020	H
400	33-48-1-2	Trevor Lawrence	Ohio State	L, 28-49	1-1-2021	N
397	26-41-2-2	Tajh Boyd	Georgia Tech	W, 47-31	10-6-2012	H
395	22-39-2-3	Trevor Lawrence	Syracuse	W, 41-6	9-14-2019	A
393	27-36-0-1	Trevor Lawrence	South Carolina	W, 56-35	11-24-2018	H
386	30-42-0-4	Tajh Boyd	Auburn	W, 38-24	9-17-2011	H
383	23-30-0-5	Deshaun Watson	NC State	W, 56-41	10-31-2015	A
378	31-40-2-5	Tajh Boyd	Ohio State	W, 40-35	1-3-2014	N
378	24-32-1-2	Deshaun Watson	NC State	W, 24-17	10-15-2016	H
378	27-43-2-2	Deshaun Watson	Florida State	W, 37-34	10-29-2016	H
377	24-29-1-3	Tajh Boyd	Virginia	W, 59-10	11-13-2013	A
372	38-66-2-2	Cullen Harper	Virginia Tech	L, 23-41	10-6-2007	H
371	26-41-0-5	DJ Uiagalelei	Wake Forest	W, 51-45	9-24-2022	A
368	35-48-1-2	Deshaun Watson	Syracuse	W, 37-27	11-14-2015	A
367	27-46-0-5	Tajh Boyd	North Carolina	W, 59-38	10-22-2011	H
367	28-38-1-3	Tajh Boyd	Boston College	W, 45-31	9-29-2012	A
351	22-28-0-1	Trevor Lawrence	Wake Forest	W, 37-13	9-12-2020	A
347	27-33-1-6	Deshaun Watson	South Carolina	W, 56-7	11-26-2016	H
347	20-32-0-3	Trevor Lawrence	Alabama	W, 44-16	1-7-2019	N
346	36-50-0-2	Tajh Boyd	LSU	W, 25-24	12-31-2012	N
344	22-35-0-3	Tajh Boyd	Florida State	W, 35-30	9-24-2011	H
344	16-23-0-5	Tajh Boyd	Duke	W, 56-20	11-3-2012	A
343	24-32-1-2	Brandon Streeter	Virginia	W, 33-14	9-11-1999	H
343	25-40-0-2	Will Proctor	Boston College	L, 33-34 ^(20T)	9-9-2006	A



DESHAUN WATSON HAD A CLEMSON-RECORD 580 PASSING YARDS AGAINST PITTSBURGH IN 2016.

200-YARD PASSING GAMES

Player	Years	Gms	Player	Years	Gms
Tajh Boyd	2010-13	35	Charlie Whitehurst	2002-05	24
Trevor Lawrence	2018-20	27	DJ Uiagalelei	2020-22	14
Deshaun Watson	2014-16	26	Woodrow Dantzler	1998-01	13
			Cullen Harper	2005-07	13

343	27-43-2-2	Tajh Boyd	Wake Forest	W, 31-28	11-12-2011	H
343	24-35-2-3	Deshaun Watson	Wake Forest	W, 33-13	11-21-2015	H
342	30-41-0-2	DJ Uiagalelei	Boston College	W, 34-28	10-31-2020	H
340	20-26-1-4	Tajh Boyd	Georgia Tech	W, 55-31	11-14-2013	H
334	30-44-0-1	Tajh Boyd	Boston College	W, 24-14	10-12-2013	H
333	23-27-0-4	Woodrow Dantzler	NC State	W, 45-37	10-13-2001	A
331	27-40-2-3	Charlie Whitehurst	Duke	W, 40-7	11-15-2003	H
329	27-38-2-3	Brandon Streeter	NC State	L, 39-46	10-31-1998	H
329	25-38-0-3	Trevor Lawrence	Virginia	W, 41-23	10-3-2020	H
327	27-39-0-3	Trevor Lawrence	Notre Dame	W, 30-3	12-29-2018	N
323	23-37-1-3	Kyle Parker	Miami (Fla.)	W, 40-37 ^(0T)	10-24-2009	A
323	21-43-1-1	Thomas Ray	North Carolina	L, 13-17	11-6-1965	A
322	25-36-1-2	Trevor Lawrence	Notre Dame	W, 34-10	12-19-2020	N
320	22-45-2-1	Charlie Whitehurst	Maryland	L, 7-21	10-4-2003	A
320	30-54-2-0	Cade Klubnik	Tennessee	L, 14-31	12-30-2022	N
319	18-32-4-1	Brandon Streeter	Wake Forest	L, 19-29	9-26-1998	H
319	26-36-0-3	Cole Stoudt	Oklahoma	W, 40-6	12-29-2014	N
316	22-32-0-1	Kelly Bryant	Louisville	W, 47-21	9-16-2017	A
314	20-37-0-4	Trevor Lawrence	Florida State	W, 59-10	10-27-2018	A
311	17-24-0-3	Tajh Boyd	Wake Forest	W, 56-7	9-28-2013	H
310	20-29-0-2	Tajh Boyd	Furman	W, 41-7	9-15-2012	H
309	18-34-0-1	Charlie Whitehurst	North Carolina	W, 36-28	10-25-2003	H
308	26-39-0-1	Trevor Lawrence	NC State	W, 41-7	10-20-2018	H
307	19-27-1-2	Charlie Whitehurst	Temple	W, 37-7	10-22-2005	H
306	20-31-3-5	Deshaun Watson	Louisville	W, 42-36	10-1-2016	H
304	28-42-2-0	Charlie Whitehurst	Wake Forest	L, 27-31	10-1-2005	A
304	28-41-1-1	Tajh Boyd	Maryland	W, 40-27	10-26-2013	A
304	32-48-1-2	Deshaun Watson	Georgia Tech	W, 26-7	9-22-2016	A
302	18-26-1-4	Charlie Whitehurst	South Carolina	W, 63-17	11-22-2003	A
302	22-31-0-1	Cole Stoudt	South Carolina State	W, 73-7	9-6-2014	H
302	16-22-0-4	Trevor Lawrence	Virginia	W, 62-17	12-7-2019	N
301	24-50-4-0	Brandon Streeter	Mississippi State	L, 7-17	12-30-1999	N
301	23-31-1-2	Charlie Whitehurst	Furman	W, 28-17	9-6-2003	H
298	23-28-0-4	Charlie Whitehurst	Middle Tennessee	W, 37-14	9-13-2003	H
298	23-38-1-3	Charlie Whitehurst	Georgia Tech	W, 39-3	9-20-2003	A
297	28-42-0-1	Deshaun Watson	Florida State	W, 23-13	11-7-2015	H
295	23-40-2-1	Tajh Boyd	Georgia Tech	L, 17-31	10-29-2011	A
295	29-40-1-1	Trevor Lawrence	Boston College	W, 27-7	11-10-2018	A
295	26-36-0-3	Trevor Lawrence	South Carolina	W, 38-3	11-30-2019	A
293	17-27-2-2	Willie Simmons	Florida State	L, 31-48	10-3-2002	A
292	20-26-0-1	Cullen Harper	Duke	W, 31-7	11-15-2008	H
292	27-53-2-3	Deshaun Watson	Troy	W, 30-24	9-10-2016	H
292	29-41-0-3	Trevor Lawrence	Miami (Fla.)	W, 42-17	10-10-2020	H
289	26-42-1-3	Deshaun Watson	North Carolina	W, 45-37	12-5-2015	H
289	27-43-1-2	Trevor Lawrence	Syracuse	W, 47-21	10-24-2020	H
288	20-41-2-2	Charlie Whitehurst	Wake Forest	W, 37-30 ^(20T)	9-4-2004	H
288	31-55-1-2	Charlie Whitehurst	Miami (Fla.)	L, 30-36 ^(30T)	9-17-2005	H
288	21-28-0-5	Tajh Boyd	The Citadel	W, 52-6	11-23-2013	H
288	23-34-1-3	Deshaun Watson	Virginia Tech	W, 42-35	12-3-2016	N
287	27-38-0-0	Charlie Whitehurst	South Carolina	W, 27-20	11-23-2002	H
286	18-25-0-2	Nealon Greene	Wake Forest	W, 33-16	11-1-1997	A
285	29-45-0-0	Cole Stoudt	Boston College	W, 17-13	10-18-2014	A
284	23-41-2-2	Woodrow Dantzler	NC State	L, 31-35	10-9-1999	A
283	12-19-0-3	Jimmy Addison	Virginia	W, 40-35	9-24-1966	H
283	16-26-0-1	Tajh Boyd	Boston College	W, 36-14	10-8-2011	H
282	27-42-1-3	Cole Stoudt	Wake Forest	W, 34-20	11-6-2014	A
279	22-30-1-2	Brandon Streeter	Duke	W, 58-7	11-6-1999	H
279	20-27-0-1	Deshaun Watson	South Carolina	W, 37-32	11-28-2015	A
279	20-24-0-1	Cade Klubnik	North Carolina	W, 39-10	12-3-2022	N
277	22-40-1-0	Woodrow Dantzler	Florida State	L, 27-41	11-3-2001	H
276	20-27-0-3	Trevor Lawrence	NC State	W, 55-10	11-9-2019	A
275	20-42-2-1	Charlie Whitehurst	Georgia Tech	L, 24-28	9-11-2004	H
275	16-19-0-3	Trevor Lawrence	Boston College	W, 59-7	10-26-2019	H
274	12-20-0-4	Charlie Whitehurst	North Carolina	W, 42-12	11-9-2002	A
273	25-55-1-0	Patrick Sapp	Maryland	L, 23-53	11-14-1992	A
273	12-21-0-2	Nealon Greene	Duke	W, 29-20	11-8-1997	H
273	20-22-1-5	Cullen Harper	Central Michigan	W, 70-14	10-20-2007	H
272	26-42-1-0	Charlie Whitehurst	Wake Forest	L, 17-45	11-1-2003	A
272	17-27-1-1	Charlie Whitehurst	Florida State	W, 26-10	11-8-2003	H
272	23-39-1-3	Will Proctor	Kentucky	L, 20-28	12-29-2006	N
272	23-34-1-2	Kelly Bryant	South Carolina	W, 34-10	11-25-2017	A
272	21-27-0-4	Trevor Lawrence	Wake Forest	W, 52-3	11-16-2019	H
271	21-53-2-1	Rodney Williams	NC State	L, 28-30	10-24-1987	H
270	20-29-1-3	Homer Jordan	Maryland	W, 21-7	11-14-1981	H
270	20-26-0-5	Cullen Harper	ULM	W, 49-26	9-8-2007	H
270	26-38-1-4	Tajh Boyd	Maryland	W, 56-45	10-15-2011	A
270	18-30-0-3	Tajh Boyd	Georgia	W, 38-35	8-31-2013	H
270	15-25-0-4	Deshaun Watson	Boston College	W, 56-10	10-7-2016	A
269	21-32-1-3	Charlie Whitehurst	Florida State	W, 35-14	11-12-2005	H
269	14-19-0-2	Deshaun Watson	South Carolina	W, 35-17	11-29-2014	H

200-YARD INDIVIDUAL PASSING GAMES

268	25-39-0-2	Cullen Harper	NC State	W, 42-20	9-22-2007	A
268	24-35-1-1	Trevor Lawrence	Texas A&M	W, 24-10	9-7-2019	H
267	17-29-0-2	Dashaun Watson	NC State	W, 41-0	10-4-2014	H
266	16-19-0-3	Cullen Harper	Furman	W, 38-10	9-15-2007	H
266	27-35-0-3	Cullen Harper	Wake Forest	W, 44-10	11-10-2007	H
266	19-28-0-0	Dashaun Watson	Florida State	L, 17-23 ^(OT)	9-20-2014	A
265	27-44-1-2	Charlie Whitehurst	Virginia	W, 30-27 ^(OT)	10-11-2003	H
265	21-30-1-2	Dashaun Watson	Georgia Tech	W, 43-24	10-10-2015	H
264	20-30-1-3	Tajh Boyd	Troy	W, 43-19	9-3-2011	H
263	20-48-4-1	Charlie Whitehurst	Texas Tech	L, 15-55	12-23-2002	N
262	20-28-1-2	Cullen Harper	NC State	W, 27-9	9-13-2008	H
261	15-31-2-3	Kyle Parker	Georgia Tech	L, 27-30	9-10-2009	A
261	18-29-0-3	Tajh Boyd	Wofford	W, 35-27	9-10-2011	H
261	18-26-0-3	Tajh Boyd	Maryland	W, 45-10	11-10-2012	H
259	23-36-2-1	Dashaun Watson	Ohio State	W, 31-0	12-31-2016	N
259	18-33-0-2	Trevor Lawrence	Ohio State	W, 29-23	12-28-2019	N
258	13-24-0-3	Harvey White	Furman	W, 45-6	11-30-1957	A
258	21-37-1-0	Charlie Whitehurst	Miami (Fla.)	W, 24-17 ^(OT)	11-6-2004	A
254	18-32-0-2	Woodrow Dantzler	Georgia Tech	W, 47-44 ^(OT)	9-29-2001	A
252	9-14-0-1	Tommy Kendrick	Virginia	W, 32-15	10-16-1971	A
252	16-23-0-0	Woodrow Dantzler	Maryland	W, 42-30	10-16-1999	A
252	21-33-3-1	Cullen Harper	Boston College	W, 27-21	11-1-2008	A
252	23-29-0-1	Kelly Bryant	Miami (Fla.)	W, 38-3	12-2-2017	N
251	13-21-0-2	Willie Jordan	Georgia Tech	L, 28-33	9-27-1975	A
251	25-34-2-0	Woodrow Dantzler	Virginia	L, 24-26	9-22-2001	H
251	18-27-0-0	Will Proctor	Maryland	L, 12-13	11-4-2006	H
251	21-38-0-2	Trevor Lawrence	Duke	W, 35-6	11-17-2018	H
250	20-31-0-2	Nealon Greene	App State	W, 23-12	9-6-1997	H
250	20-32-0-0	Nealon Greene	NC State	W, 19-17	9-13-1997	A
250	24-46-2-2	Tajh Boyd	West Virginia	L, 33-70	1-4-2012	N
249	14-26-1-2	Woodrow Dantzler	South Carolina	W, 31-21	11-20-1999	A
248	17-26-2-2	Mike Eppley	NC State	W, 27-17	10-22-1983	H
248	19-26-1-3	Dashaun Watson	App State	W, 41-10	9-12-2015	H
248	19-34-1-1	Dashaun Watson	Auburn	W, 19-13	9-3-2016	A
246	11-23-2-1	Jim Parker	Duke	L, 30-35	10-19-1963	A
246	19-38-3-1	DeChane Cameron	Georgia	L, 12-27	10-5-1991	A
246	22-40-1-0	Charlie Whitehurst	Tennessee	W, 27-14	1-2-2004	N
246	22-31-1-2	Charlie Whitehurst	NC State	W, 31-10	10-13-2005	A
245	9-11-1-2	Bobby Gage	Furman	W, 35-7	11-8-1947	A
244	23-39-2-0	Tommy Kendrick	Duke	L, 10-21	10-24-1970	H
244	24-37-0-3	Tajh Boyd	NC State	W, 26-14	9-19-2013	A
243	12-19-0-1	Mike O'Cain	North Carolina	W, 38-35	11-8-1975	A
243	12-20-1-4	Woodrow Dantzler	Duke	W, 59-31	12-1-2001	H
242	21-34-1-1	Tommy Kendrick	Wake Forest	L, 20-36	10-17-1970	A
242	25-43-0-0	Willie Simmons	Louisiana Tech	W, 33-13	9-7-2002	H
242	18-30-1-4	Kyle Parker	Florida State	W, 40-24	11-7-2009	H
241	21-44-1-1	DJ Uiagalelei	UConn	W, 44-7	11-13-2021	H
240	19-33-1-2	Cullen Harper	Florida State	L, 27-41	11-8-2008	A
240	20-29-0-3	Tajh Boyd	Virginia Tech	W, 38-10	12-3-2011	N
239	12-26-2-1	Tommy Kendrick	Duke	L, 27-34	11-8-1969	A
239	18-25-0-0	Nealon Greene	Wake Forest	W, 29-14	9-16-1995	A
239	28-44-2-0	Kyle Parker	Florida State	L, 13-16	11-13-2010	A
238	21-34-2-0	Tajh Boyd	NC State	L, 13-37	11-19-2011	A
237	25-48-2-1	Tommy Kendrick	Florida State	L, 10-38	11-7-1970	A
237	20-36-1-3	Tajh Boyd	Florida State	L, 37-49	9-22-2012	A
236	16-22-1-1	Kelly Bryant	Kent State	W, 56-3	9-2-2017	H
234	19-26-0-2	Kyle Parker	Virginia	W, 34-21	11-21-2009	H
234	18-37-0-0	Trevor Lawrence	LSU	L, 25-42	1-13-2020	N
233	14-25-2-4	Bobby Gage	Auburn	W, 34-18	11-22-1947	H
233	20-29-2-3	Trevor Lawrence	Louisville	W, 45-10	10-19-2019	A
233	23-3501-2	DJ Uiagalelei	Miami (Fla.)	W, 40-10	11-19-2022	H
231	13-24-1-1	Nealon Greene	Duke	W, 13-6	10-12-1996	A
231	19-40-2-2	Brandon Streeter	Duke	L, 23-28	10-24-1998	A
231	21-27-1-2	DJ Uiagalelei	Furman	W, 35-12	9-10-2022	H
230	17-22-0-3	Kelly Bryant	The Citadel	W, 61-3	11-18-2017	H
229	28-38-1-1	Cullen Harper	South Carolina	W, 23-21	11-24-2007	A
229	19-23-0-3	Tajh Boyd	Ball State	W, 52-27	9-8-2012	H
228	10-18-0-4	Willie Simmons	North Carolina	W, 38-24	10-21-2000	A
227	12-17-0-3	Ken Pengitore	North Carolina	W, 37-29	11-10-1973	A
226	8-17-5-3	Don King	Auburn	L, 19-45	11-21-1953	H
226	26-40-1-0	Cullen Harper	Boston College	L, 17-20	11-17-2007	H
225	20-41-3-0	Tommy Kendrick	Georgia	L, 0-30	9-27-1969	H
225	11-18-1-2	Steve Fuller	Virginia	W, 31-0	10-8-1977	H
225	19-27-2-0	Tajh Boyd	South Carolina	L, 17-31	11-30-2013	A
223	15-30-1-0	Patrick Sapp	Florida State	L, 0-57	9-11-1993	A
221	17-29-0-2	DJ Uiagalelei	Louisiana Tech	W, 48-20	9-17-2022	H
220	17-30-0-1	Randy Anderson	Virginia Tech	W, 20-17	9-14-1985	A
220	18-30-2-1	Woodrow Dantzler	NC State	W, 34-27	10-7-2000	H
220	20-34-0-2	Kyle Parker	Auburn	L, 24-27 ^(OT)	9-18-2010	A
220	18-30-0-2	DJ Uiagalelei	Louisville	W, 30-24	11-6-2021	A
220	18-32-1-3	DJ Uiagalelei	Boston College	W, 31-3	10-8-2022	A
218	15-23-0-4	Woodrow Dantzler	Louisiana Tech	W, 49-24	12-31-2001	N
218	12-16-0-3	Trevor Lawrence	Wofford	W, 59-14	11-2-2019	H
216	8-17-0-2	Steve Fuller	Maryland	W, 28-24	11-18-1978	A
214	15-24-0-0	Rodney Williams	Penn State	W, 35-10	1-1-1988	N
214	20-30-3-1	Will Proctor	Wake Forest	W, 27-17	10-7-2006	A
214	21-38-0-1	Kyle Parker	North Carolina	L, 16-21	10-9-2010	A
214	20-29-1-1	Kyle Parker	NC State	W, 14-13	11-6-2010	H
213	13-23-1-1	DeChane Cameron	Maryland	W, 40-7	11-16-1991	H



**CHARLIE WHITEHURST
HAD 24 GAMES WITH
200+ PASSING YARDS IN
HIS CAREER (2002-05).**

213	19-35-2-0	Nealon Greene	Virginia	L, 3-22	9-23-1995	H
213	14-28-2-2	Nealon Greene	Florida State	L, 28-35	9-20-1997	H
212	11-19-0-1	Billy Ammons	NC State	W, 24-19	11-2-1968	A
212	12-17-0-1	Ken Pengitore	North Carolina	W, 37-29	11-10-1973	A
212	22-42-1-1	Kyle Parker	South Carolina	L, 17-34	11-28-2009	A
211	16-27-0-2	Woodrow Dantzler	Wake Forest	W, 21-14	10-27-2001	A
210	14-21-0-2	Chris Morocco	Virginia	W, 34-20	10-7-1989	H
210	19-32-0-1	DJ Uiagalelei	Georgia Tech	W, 41-10	9-5-2022	A
209	24-35-2-1	Cole Stoutt	Syracuse	W, 16-6	10-25-2014	H
209	21-30-0-1	DJ Uiagalelei	NC State	W, 30-20	10-1-2022	H
208	24-34-1-1	Tajh Boyd	Auburn	W, 26-19	9-1-2012	N
208	11-19-1-1	DJ Uiagalelei	Wake Forest	W, 48-27	11-20-2021	H
207	10-21-1-2	Jimmy Addison	Wake Forest	W, 23-21	10-29-1966	A
207	11-19-0-0	Homer Jordan	North Carolina	L, 19-24	11-8-1980	H
207	21-30-1-2	Woodrow Dantzler	Wofford	W, 38-14	9-8-2001	H
207	22-33-0-2	Kelly Bryant	Georgia Tech	W, 24-10	10-28-2017	H
207	13-28-0-0	DJ Uiagalelei	Boston College	W, 19-13	10-20-2021	H
206	12-14-1-0	DeChane Cameron	South Carolina	W, 41-24	11-23-1991	A
206	26-33-2-0	Nealon Greene	Virginia	L, 7-21	10-11-1997	H
206	17-37-2-2	Cullen Harper	Nebraska	L, 21-26	1-1-2009	N
206	18-30-0-1	Trevor Lawrence	North Carolina	W, 21-20	9-28-2019	A
205	13-23-1-2	Patrick Sapp	North Carolina	W, 40-7	11-7-1992	H
205	21-33-0-0	Willie Simmons	Wake Forest	W, 31-23	10-19-2002	H
205	21-29-1-0	Charlie Whitehurst	Colorado	W, 19-10	12-27-2005	N
205	12-17-0-1	Kelly Bryant	Texas A&M	W, 28-26	9-8-2018	A
204	17-34-3-0	Billy Lott	Baylor	L, 18-24	12-31-1979	N
204	15-29-2-2	Woodrow Dantzler	South Carolina	L, 15-20	11-17-2001	A
204	13-32-1-1	Tajh Boyd	Virginia Tech	W, 23-3	10-1-2011	A
203	15-23-0-3	DJ Uiagalelei	Florida State	W, 34-28	10-15-2022	A
202	9-16-0-1	Booty Payne	South Carolina	L, 14-18	10-23-1941	A
202	11-14-0-1	Willie Jordan	Duke	L, 21-25	10-18-1975	A
202	23-33-0-1	Dashaun Watson	Wake Forest	W, 35-13	11-19-2016	A
201	16-29-1-1	Tommy Kendrick	Alabama	L, 13-38	10-25-1969	H
201	13-21-0-2	Will Proctor	Duke	W, 49-20	11-5-2005	H
200	21-29-1-1	Kelly Bryant	Wake Forest	W, 28-14	10-7-2017	H

100-YARD INDIVIDUAL RECEIVING GAMES

Yds	Rec	Player	Opponent	Result	Date	Site
227	16	Sammy Watkins	Ohio State	W, 40-35	1-3-2014	N
202	8	Sammy Watkins	Wake Forest	W, 42-13	10-25-2012	A
202	15	Mike Williams	Pittsburgh	L, 42-43	11-12-2016	H
197	11	DeAndre Hopkins	Boston College	W, 45-31	9-29-2012	A
191	13	DeAndre Hopkins	LSU	W, 25-24	12-31-2012	N
185	7	Artavis Scott	South Carolina	W, 35-17	11-29-2014	H
182	7	Rod Gardner	North Carolina	W, 38-24	10-21-2000	A
182	9	Tee Higgins	Virginia	W, 62-17	12-7-2019	N
178	6	Tee Higgins	The Citadel	W, 61-3	11-28-2017	H
176	5	Martavis Bryant	Georgia Tech	W, 55-31	11-14-2013	H
176	6	Cornell Powell	Pittsburgh	W, 52-17	11-28-2020	H
175	7	Derrick Hamilton	Maryland	L, 7-21	10-4-2003	A
174	11	Aaron Kelly	Virginia Tech	L, 23-41	10-6-2007	H
174	9	Mike Williams	Auburn	W, 19-13	9-3-2016	A
173	7	DeAndre Hopkins	Georgia Tech	W, 47-31	10-6-2012	H
169	8	Sammy Watkins	Virginia	W, 59-10	11-2-2013	A
164	6	Artavis Scott	South Carolina State	W, 73-7	9-6-2014	H
163	5	Jerry Butler	Georgia Tech	W, 31-14	9-24-1977	A
163	14	Sammy Watkins	Maryland	W, 40-27	10-26-2013	A
162	10	Artavis Scott	Boston College	W, 34-17	10-17-2015	H
161	7	Perry Tuttle	Wake Forest	W, 82-24	10-31-1981	H
161	6	Amari Rodgers	Georgia Tech	W, 73-7	10-17-2020	A
161	6	Cornell Powell	Notre Dame	L, 40-47 ^(20T)	11-7-2020	A
157	9	DeAndre Hopkins	North Carolina	W, 59-38	10-22-2011	H
156	8	Terry Smith	Florida State	L, 0-57	9-11-1993	A
156	11	Chansi Stuckey	Florida State	W, 35-14	11-12-2005	H
156	6	Amari Rodgers	Florida State	W, 59-10	10-27-2018	A
155	7	Aaron Kelly	Temple	W, 37-7	10-22-2005	H
155	10	Sammy Watkins	Auburn	W, 38-24	9-17-2011	H
155	6	Mike Williams	NC State	W, 41-0	10-4-2014	H
153	9	Sammy Watkins	Georgia Tech	L, 17-31	10-29-2011	A
153	6	Justyn Ross	Alabama	W, 44-16	1-7-2019	N
152	2	Craig Brantley	Virginia	W, 28-9	11-16-1974	H
152	7	Tony Horne	Wake Forest	W, 33-16	11-1-1997	A
152	9	Airese Currie	Wake Forest	W, 37-30 ^(20T)	9-4-2004	H
152	7	Sammy Watkins	Boston College	W, 36-14	10-8-2011	H
151	10	Perry Tuttle	Maryland	W, 21-7	11-14-1981	H
150	7	Tee Higgins	Syracuse	W, 41-6	9-14-2019	A
148	10	Henry Walker	Auburn	W, 34-18	11-22-1947	H
148	5	Rod Gardner	Maryland	W, 35-14	10-14-2000	H
148	6	Justyn Ross	Notre Dame	W, 30-3	12-29-2018	N
147	7	Dreher Gaskin	Wake Forest	W, 18-0	10-31-1953	H
147	6	Brian Wofford	Mississippi State	L, 7-17	12-30-1999	N
146	12	Mike Williams	NC State	W, 24-17	10-15-2016	H
145	6	Perry Tuttle	Furman	W, 21-0	9-8-1979	H
144	10	Charlie Waters	Alabama	L, 13-38	10-25-1969	H
143	8	Brian Wofford	Virginia	W, 33-14	9-11-1999	H
142	6	Tee Higgins	South Carolina	W, 56-35	11-24-2018	H
141	8	Jim Lanzendoen	Virginia	W, 32-27	10-13-1973	H
141	7	Sammy Watkins	Florida State	W, 35-30	9-24-2011	H
140	5	Jerry Butler	Maryland	W, 28-24	11-18-1978	A
140	6	Perry Tuttle	Virginia Tech	W, 13-10	10-4-1980	H
140	5	Deon Cain	The Citadel	W, 61-3	11-18-2017	H
140	7	Travis Etienne	Boston College	W, 34-28	10-31-2020	H
139	6	Roscoe Crosby	Duke	W, 59-31	12-1-2001	H
139	3	Germone Hopper	North Carolina	W, 50-35	9-27-2014	H
139	8	Cornell Powell	Ohio State	L, 28-49	1-1-2021	N
138	6	Rod Gardner	South Carolina	W, 31-21	11-20-1999	A
137	10	Rod Gardner	NC State	W, 34-27	10-7-2000	H
137	4	Beaux Collins	Wake Forest	W, 48-27	11-20-2021	H
134	4	Perry Tuttle	Wofford	W, 45-10	9-5-1981	H
134	7	Kevin Youngblood	Texas Tech	L, 15-55	12-23-2002	N
134	9	Aaron Kelly	South Carolina	W, 23-21	11-24-2007	A
134	8	Amari Rodgers	Notre Dame	L, 40-47 ^(20T)	11-7-2020	A
133	12	Airese Currie	Middle Tennessee	W, 37-14	9-13-2003	H
133	6	Derrick Hamilton	Duke	W, 40-7	11-15-2003	H
132	4	Charlie Waters	Virginia	W, 21-14	9-20-1969	A
131	10	Tony Horne	Florida State	L, 28-35	9-20-1997	H
129	6	Glenn Smith	Boston College	W, 21-2	11-10-1951	H
129	4	Dreher Gaskin	Auburn	L, 19-45	11-21-1953	H
129	11	Phil Rogers	North Carolina	L, 13-17	11-6-1965	A
129	5	Terrance Rouhlac	Duke	W, 54-21	10-20-1984	H
129	8	Chansi Stuckey	Maryland	L, 12-13	11-4-2006	H
129	3	Germone Hopper	Wake Forest	W, 33-13	11-21-2015	H
129	6	Tee Higgins	North Carolina	W, 21-20	9-28-2019	A
128	2	Don Kelley	Virginia	W, 32-15	10-16-1971	A
128	9	Brian Wofford	NC State	L, 39-46	10-31-1998	H
128	5	Rod Gardner	Maryland	W, 42-30	10-16-1999	A
128	7	Airese Currie	Miami (Fla.)	W, 24-17 ^(0T)	11-6-2004	A
128	4	DeAndre Hopkins	Duke	W, 56-20	11-3-2012	A
128	8	Mike Williams	Boston College	W, 17-13	10-18-2014	A
127	7	Rod Gardner	North Carolina	W, 31-20	10-2-1999	H
127	6	Sammy Watkins	Georgia	W, 38-35	8-31-2013	H
126	9	Terry Smith	Maryland	L, 23-53	11-14-1992	H
126	4	Sammy Watkins	Syracuse	W, 49-14	10-5-2013	A
125	13	Artavis Scott	Pittsburgh	L, 42-43	11-12-2016	H
125	5	Deon Cain	Syracuse	W, 54-0	11-5-2016	H
124	6	Jerry Butler	North Carolina	W, 13-9	11-11-1978	H

100-YARD RECEIVING GAMES

Player	Years	Gms	Player	Years	Gms
Sammy Watkins	2011-13	15	Perry Tuttle	1978-81	8
DeAndre Hopkins	2010-12	12	Mike Williams	2013-16	8
Rod Gardner	1997-00	9	Tee Higgins	2017-19	8

124	10	Perry Tuttle	Wake Forest	W, 35-33	11-1-1980	A
124	11	Chansi Stuckey	Boston College	L, 33-34 ^(20T)	9-9-2006	A
124	7	DeAndre Hopkins	South Carolina	L, 7-29	11-27-2010	H
124	5	DeAndre Hopkins	NC State	L, 13-37	11-19-2011	A
123	4	Jerry Butler	Georgia Tech	T, 24-24	9-25-1976	A
123	6	Antwuan Wyatt	Georgia Tech	W, 24-3	10-28-1995	A
123	10	J.J. McKelvey	Ball State	W, 30-7	9-21-2002	H
123	6	Derrick Hamilton	Florida State	W, 26-10	11-8-2003	H
123	3	Tee Higgins	Texas A&M	W, 28-26	9-8-2018	A

DEANDRE HOPKINS HAD 197 RECEIVING YARDS, FOURTH MOST IN TIGER HISTORY, AT BOSTON COLLEGE IN 2012.



100-YARD INDIVIDUAL RECEIVING GAMES

122	5	Whitey Jordan	Furman	W, 45-6	11-30-1957	A	108	7	C.J. Spiller	Duke	W, 31-7	11-15-2008	H
122	5	Gary Cooper	West. Carolina	W, 43-0	9-5-1987	H	107	5	John McMakin	The Citadel	W, 24-0	9-12-1970	H
122	10	Rod Gardner	Duke	W, 58-7	11-6-1999	H	107	4	Gary Cooper	Georgia Tech	W, 33-12	9-26-1987	H
122	7	Aaron Kelly	Georgia Tech	L, 17-21	10-18-2008	H	107	4	Rod Gardner	South Carolina	W, 16-14	11-18-2000	H
122	8	Artavis Scott	Wake Forest	W, 34-20	11-6-2014	A	107	4	Jaron Brown	North Carolina	L, 16-21	10-9-2010	A
122	6	Mike Williams	North Carolina	W, 50-35	9-27-2014	H	107	10	DeAndre Hopkins	West Virginia	L, 33-70	1-4-2012	N
122	5	Jordan Leggett	Florida State	W, 37-34	10-29-2016	A	106	8	Derrick Hamilton	NC State	W, 45-37	10-13-2001	A
121	7	Aaron Kelly	Central Michigan	W, 70-14	10-20-2007	H	106	6	Jacoby Ford	NC State	W, 27-9	9-13-2008	H
121	4	Amari Rodgers	Syracuse	W, 41-6	9-14-2019	A	106	6	Jacoby Ford	Virginia	W, 34-21	11-21-2009	H
121	8	Amari Rodgers	Notre Dame	W, 34-10	12-19-2020	N	106	8	Michael Palmer	South Carolina	L, 17-34	11-28-2009	A
120	4	Terry Smith	Maryland	W, 40-7	11-16-1991	H	106	8	DeAndre Hopkins	Florida State	L, 13-16	11-13-2010	A
120	8	Terry Smith	North Carolina	L, 0-24	11-6-1993	A	105	3	Joe Blalock	Wake Forest	W, 20-7	11-11-1939	H
120	3	Tony Horne	Duke	W, 13-6	10-12-1996	A	105	7	Eddis Freeman	Tulane	L, 13-54	11-9-1946	A
120	7	Charone Peake	Syracuse	W, 37-27	11-14-2015	A	105	3	Ray Mathews	Miss. State	W, 21-7	10-9-1948	A
119	8	Tony Horne	Texas El-Paso	W, 39-7	10-4-1997	H	105	6	Jack Anderson	NC State	W, 24-19	11-2-1968	A
119	4	Tony Horne	Duke	W, 29-20	11-8-1997	H	105	6	Dennis Goss	North Carolina	L, 10-26	11-4-1972	H
119	13	DeAndre Hopkins	Auburn	W, 26-19	9-1-2012	N	105	4	Perry Tuttle	Rice	W, 19-3	9-13-1980	H
119	8	Tee Higgins	NC State	W, 41-7	10-20-2018	H	105	4	Ray Williams	NC State	W, 27-17	10-22-1983	H
119	3	Diondre Overton	Boston College	W, 59-7	10-26-2019	H	105	6	C.J. Spiller	Boston College	W, 27-21	11-1-2008	A
118	5	Phil Rogers	Auburn	L, 21-43	10-14-1967	A	105	9	DeAndre Hopkins	South Florida	L, 26-31	12-31-2010	N
118	3	Adam Humphries	Syracuse	W, 49-14	10-5-2013	A	105	8	Sammy Watkins	Maryland	W, 56-45	10-15-2011	A
117	5	Terry Smith	South Carolina	W, 41-24	11-23-1991	A	105	6	DeAndre Hopkins	Ball State	W, 52-27	9-8-2012	H
117	4	Terry Smith	Chattanooga	W, 54-3	10-3-1992	H	105	11	Cornell Powell	Boston College	W, 34-28	10-31-2020	H
117	5	J.J. McKelvey	Florida State	L, 31-48	10-3-2002	A	104	6	C.J. Spiller	Miami (Fla.)	W, 40-37 ^(OT)	10-24-2009	A
116	7	Brad O'Neal	Duke	L, 10-21	10-24-1970	H	104	5	Sammy Watkins	Georgia Tech	W, 55-31	11-14-2013	H
115	4	Glenn Smith	Furman	W, 28-21	11-19-1949	A	104	6	Beaux Collins	Louisville	W, 30-24	11-6-2021	A
115	4	Bob Poole	Duke	L, 30-35	10-19-1963	A	103	7	Jerry Butler	Virginia Tech	W, 38-7	10-7-1978	H
115	6	Joey Walters	Georgia Tech	L, 28-33	9-27-1975	A	103	6	Frank Magwood	Boston College	T, 17-17	9-18-1982	H
115	7	Ray-Ray McCloud	Louisville	W, 47-21	9-16-2017	A	103	10	J.J. McKelvey	Duke	W, 34-31	11-2-2002	A
114	6	Glenn Smith	Auburn	W, 41-0	11-25-1950	A	103	8	Chansi Stuckey	NC State	W, 31-10	10-13-2005	A
114	8	Artavis Scott	Oklahoma	W, 40-6	12-29-2014	N	103	3	Justyn Ross	Georgia Southern	W, 38-7	9-15-2018	H
114	5	Travis Etienne	Virginia	W, 41-23	10-3-2020	H	102	3	Derrick Hamilton	North Carolina	W, 36-28	10-25-2003	H
113	7	Charlie Waters	North Carolina	W, 24-14	11-16-1968	H	101	8	Charlie Waters	Georgia	L, 0-30	9-27-1969	H
113	6	Sammy Watkins	Wake Forest	W, 56-7	9-28-2013	H	101	7	Charlie Waters	Georgia Tech	W, 21-10	10-4-1969	A
112	8	Tony Horne	NC State	W, 19-17	9-13-1997	A	101	3	Jim Sursavage	Duke	L, 27-34	11-8-1969	A
112	8	Chansi Stuckey	Wake Forest	W, 37-30 ^(OT)	9-4-2004	H	101	7	Derrick Hamilton	Duke	W, 34-31	11-2-2002	A
112	5	Chansi Stuckey	Duke	W, 49-20	11-5-2005	H	101	5	Kevin Youngblood	Georgia Tech	W, 39-3	9-20-2003	A
112	5	Jacoby Ford	Nebraska	L, 21-26	1-1-2009	N	101	7	Kevin Youngblood	Wake Forest	L, 17-45	11-1-2003	A
112	9	Mike Williams	Oklahoma	W, 40-6	12-29-2014	N	101	5	Brandon Ford	NC State	W, 62-48	11-17-2012	H
111	11	Rod Gardner	Marshall	L, 10-13	9-4-1999	H	101	7	Sammy Watkins	Boston College	W, 24-14	10-12-2013	H
111	9	Justyn Ross	South Carolina	W, 38-3	11-30-2019	A	101	6	Jordan Leggett	Florida State	W, 23-13	11-7-2015	H
111	4	Joseph Ngata	Boston College	W, 19-13	10-2-2021	H	101	3	Tee Higgins	South Carolina	W, 38-3	11-30-2019	A
110	7	Keith Jennings	Penn State	W, 35-10	1-1-1988	N	101	3	Cole Turner	North Carolina	W, 39-10	12-3-2022	N
110	10	Tony Horne	App State	W, 23-12	9-6-1997	H	100	3	Jackie Calvert	Duquesne	W, 53-20	11-4-1950	H
110	11	Sammy Watkins	NC State	W, 62-48	11-17-2012	H	100	4	Terrance Roulhac	North Carolina	L, 20-21	11-9-1985	A
110	6	Joseph Ngata	Georgia	L, 3-10	9-4-2021	N	100	8	Mal Lawyer	NC State	L, 39-46	10-31-1998	H
109	9	Brian Wofford	Wake Forest	W, 12-3	10-30-1999	A	100	6	Brian Wofford	NC State	L, 31-35	10-9-1999	A
109	5	Jacoby Ford	Georgia Tech	L, 27-30	9-10-2009	A	100	10	Kevin Youngblood	Furman	W, 28-17	9-6-2003	H
108	7	Jack Anderson	South Carolina	L, 13-27	11-22-1969	A	100	4	Chansi Stuckey	Louisiana Tech	W, 51-0	9-30-2006	H
108	8	Perry Tuttle	Baylor	L, 18-24	12-31-1979	N	100	11	Tyler Grisham	Virginia Tech	L, 23-41	10-6-2007	H
108	6	Ray Williams	Virginia	W, 55-0	9-8-1984	A	100	9	Tyler Grisham	Wake Forest	W, 44-10	11-10-2007	H
108	7	Airese Currie	NC State	W, 26-20	10-30-2004	H	100	6	Ray-Ray McCloud	Miami (Fla.)	W, 38-3	12-2-2017	N

100-YARD RUSHER & 100-YARD RECEIVER IN A GAME

Date	Opponent	Site	Rusher(s)	Receiver				
11-22-1947	Auburn	H	Bobby Gage 18-141	Henry Walker 10-148				
11-4-1950	Duquesne	H	Billy Hair 9-104	Jackie Calvert 3-100				
11-25-1950	Auburn	A	Fred Cone 33-163	Glenn Smith 6-114				
11-16-1968	North Carolina	H	Ray Yaeger 35-201	Charlie Waters 7-113				
10-4-1969	Georgia Tech	A	Ray Yaeger 23-146	Charlie Waters 4-132				
10-25-1969	Alabama	H	Ray Yaeger 21-100	Charlie Waters 10-144				
11-8-1969	Duke	A	Ray Yaeger 31-141	Jim Sursavage 3-101				
9-25-1976	Georgia Tech	A	Steve Fuller 26-111	Jerry Butler 4-123				
9-24-1977	Georgia Tech	A	Lester Brown 28-134	Jerry Butler 5-163				
10-7-1978	Virginia Tech	H	Steve Fuller 13-106	Jerry Butler 7-103				
11-11-1978	North Carolina	H	Lester Brown 28-154	Jerry Butler 6-124				
9-8-1979	Furman	H	Lester Brown 12-101	Perry Tuttle 6-145				
10-31-1981	Wake Forest	H	Cliff Austin 13-101	Perry Tuttle 7-161				
10-20-1984	Duke	H	Kenny Flowers 11-119	Terrence Roulhac 5-129				
11-9-1985	North Carolina	A	Kenny Flowers 25-101	Terrence Roulhac 4-100				
1-1-1988	Penn State	N	Terry Allen 11-105	Keith Jennings 7-110				
11-23-1991	South Carolina	A	DeChane Cameron 20-116	Terry Smith 5-117				
10-28-1995	Georgia Tech	A	Emory Smith 26-100	Antwan Wyatt 6-123				
9-6-1997	Appalachian State	H	Raymond Priestner 23-138	Tony Horne 10-110				
10-2-1999	North Carolina	H	Travis Zachery 28-129	Rod Gardner 7-127				
10-16-1999	Maryland	A	Woodrow Dantzler 22-183	Rod Gardner 5-128				
11-6-1999	Duke	H	Travis Zachery 17-141	Rod Gardner 10-122				
11-20-1999	South Carolina	A	Travis Zachery 17-105	Rod Gardner 6-138				
10-7-2000	NC State	H	Travis Zachery 31-147, Woodrow Dantzler 25-103	Rod Gardner 10-137				
10-14-2000	Maryland	H	Travis Zachery 29-151	Rod Gardner 5-148				
10-13-2001	NC State	A	Woodrow Dantzler 23-184	Derrick Hamilton 6-106				
12-1-2001	Duke	H	Woodrow Dantzler 19-135, Travis Zachery 14-114	Roscoe Crosby 6-139				
10-25-2003	North Carolina	H	Duane Coleman 13-111	Derrick Hamilton 3-102				
11-6-2004	Miami (Fla.)	A	Reggie Merriweather 20-114	Airese Currie 7-128				
10-13-2005	NC State	A	James Davis 12-143	Chansi Stuckey 8-103				
10-22-2005	Temple	H	Reggie Merriweather 17-108	Aaron Kelly 7-155				
11-5-2005	Duke	H	Reggie Merriweather 18-104	Chansi Stuckey 5-112				
9-30-2006	Louisiana Tech	H	James Davis 11-143, C.J. Spiller 15-127, Demerrick Chancellor 11-113	Chansi Stuckey 4-100				
10-20-2007	Central Michigan	H	Sadat Chambers 10-112	Aaron Kelly 7-121				
11-24-2007	South Carolina	A	James Davis 23-122	Aaron Kelly 9-134				
11-13-2010	Florida State	A	Jamie Harper 27-143	DeAndre Hopkins 8-106				
10-8-2011	Boston College	H	Andre Ellington 22-117	Sammy Watkins 7-152				
10-15-2011	Maryland	A	Andre Ellington 24-212	Sammy Watkins 8-105				
1-4-2012	West Virginia	N	Andre Ellington 10-116	DeAndre Hopkins 10-107				
9-1-2012	Auburn	N	Andre Ellington 25-228	DeAndre Hopkins 13-119				
9-29-2012	Boston College	A	Andre Ellington 25-132	DeAndre Hopkins 11-197				
11-17-2012	NC State	H	Andre Ellington 22-124, Tajh Boyd 18-103	Sammy Watkins 11-110, Brandon Ford 5-101				
8-31-2013	Georgia	H	Roderick McDowell 22-132	Sammy Watkins 6-127				
10-26-2013	Maryland	A	Roderick McDowell 30-161	Sammy Watkins 14-163				
1-3-2014	Ohio State	N	Tajh Boyd 20-127	Sammy Watkins 16-227				
11-6-2014	Wake Forest	A	Wayne Gallman 19-106	Artavis Scott 8-122				
11-29-2014	South Carolina	H	Wayne Gallman 27-191	Artavis Scott 7-185				
11-7-2015	Florida State	H	Deshaun Watson 16-107, Wayne Gallman 22-103	Jordan Leggett 6-101				
11-14-2015	Syracuse	A	Deshaun Watson 14-105	Charone Peake 7-120				
9-3-2016	Auburn	A	Wayne Gallman 30-123	Mike Williams 9-174				
11-26-2016	South Carolina	H	Wayne Gallman (19-112)	Mike Williams 6-100				
9-15-2018	Georgia Southern	H	Travis Etienne (16-164)	Justyn Ross (3-103)				
11-24-2018	South Carolina	H	Travis Etienne (28-150)	Tee Higgins (6-142)				
12-29-2018	Notre Dame	N	Travis Etienne (14-109)	Justyn Ross (6-148)				
10-26-2019	Boston College	H	Travis Etienne (16-109)	Diondre Overton (3-119)				
12-7-2019	Virginia	N	Travis Etienne (14-114)	Tee Higgins (9-182)				
12-19-2020	Notre Dame	N	Travis Etienne (10-124)	Amari Rodgers (8-121)				
10-2-2021	Boston College	H	Kobe Pace (18-125)	Joseph Ngata (4-111)				
11-20-2021	Wake Forest	H	Kobe Pace (24-191), Will Shipley (19-111)	Beaux Collins (4-137)				

UNUSUAL STATISTICAL OCCURRENCES

200 RUSHING YARDS & 200 PASSING YARDS IN A GAME

Year	Opponent	Site	Rush	Pass	Score
1950	Duquesne	H	235	223	53-20
1953	Wake Forest	H	276	204	18-0
1959	Virginia	A	250	224	47-0
1961	Furman	H	206	212	35-6
1973	Virginia	H	275	227	32-27
	Wake Forest	H	300	200	35-8
	North Carolina	A	250	212	37-29
1975	North Carolina	A	214	243	38-35
1976	Georgia Tech	A	248	234	24-24
1978	The Citadel	H	322	245	58-3
	Wake Forest	A	342	208	51-6
	Maryland	A	216	224	28-24
1981	Duke	A	240	323	38-10
	Wake Forest	H	536	220	82-24
1984	Virginia	A	302	233	55-0
	Duke	H	312	235	54-21
	Wake Forest	H	209	201	37-14
1987	Penn State	N1	285	214	35-10
1989	Virginia	H	264	210	34-20
	Wake Forest	H	218	247	44-10
1991	Maryland	H	230	230	40-7
	South Carolina	A	272	231	41-23
1992	North Carolina	H	286	205	40-7
1995	Western Carolina	H	210	212	55-9
	Wake Forest	A	234	239	29-14
1996	Wake Forest	H	264	219	21-10
1997	App State	H	202	250	23-12
1998	Furman	H	212	202	33-0
1999	North Carolina	H	236	208	31-20
	Maryland	A	290	252	42-30
	Duke	H	239	319	58-7
2000	The Citadel	H	236	222	38-0
	Missouri	H	206	275	62-7
	NC State	H	274	220	34-27
	Duke	A	315	212	52-22
2001	Wofford	H	200	283	38-14
	Georgia Tech	A	248	254	47-44
	NC State	A	234	333	45-37
	Duke	H	328	280	59-31
	Louisiana Tech	N2	273	275	49-24
2002	Ball State	H	203	209	30-7
	North Carolina	A	256	274	42-12
2003	North Carolina	H	219	309	36-28
	South Carolina	A	240	302	63-17
2005	NC State	A	243	246	31-10
	Duke	H	234	216	49-20
2006	Wake Forest	A	214	214	27-17
	Temple	N3	337	222	63-9
2007	NC State	A	340	268	42-20
	Central Michigan	H	341	315	70-14
	South Carolina	A	214	229	23-21
2008	The Citadel	H	252	273	45-17
2009	Florida State	H	241	242	40-24
	NC State	A	254	200	43-23
2010	Presbyterian	H	212	202	58-21
2011	Wofford	H	215	261	35-27
	Auburn	H	238	386	38-24
	Maryland	A	306	270	56-45
	Virginia Tech	N3	217	240	38-10
2012	Auburn	N4	320	208	26-19
	Boston College	A	209	367	45-31
	Georgia Tech	H	204	397	47-31
	Duke	A	334	384	56-20
	NC State	H	328	426	62-48
2013	Maryland	A	236	304	40-27
	The Citadel	H	208	350	52-6
2014	South Carolina State	H	268	467	73-7
	NC State	H	226	267	41-0
	South Carolina	H	225	266	35-17
2015	Wofford	H	222	311	49-10
	Georgia Tech	H	201	336	43-24
	NC State	A	240	383	56-41
	Florida State	H	215	297	23-13
	Syracuse	A	202	368	37-27
	South Carolina	A	236	279	37-32
	North Carolina	N3	319	289	45-37
	Oklahoma	N5	312	218	37-17
2016	South Carolina State	H	227	328	59-0
	Louisville	H	201	306	42-36
	Boston College	A	230	278	56-10
	Wake Forest	A	254	202	35-13
	South Carolina	H	250	372	56-0
	Ohio State	N	205	265	31-0
2017	Kent State	H	353	312	56-3
	Louisville	A	297	316	47-21
	Georgia Tech	H	221	207	24-10
2018	Furman	H	249	282	48-7



TEE HIGGINS WAS A BIG REASON CLEMSON WAS ABLE TO REGISTER 10 GAMES OF AT LEAST 200 PASSING YARDS AND RUSHING YARDS IN 2019.

Georgia Southern	H	309	286	38-7
Georgia Tech	A	248	232	49-21
Wake Forest	A	471	227	63-3
Duke	H	208	251	35-6
South Carolina	H	351	393	56-35
Notre Dame	N6	211	327	30-3
2019 Georgia Tech	H	411	221	52-14
Syracuse	A	221	391	41-6
Charlotte	H	235	231	52-10
Florida State	H	320	232	45-14
Louisville	A	298	253	45-10
Boston College	H	302	372	59-7
Wofford	H	419	283	59-14
NC State	A	246	303	55-10
South Carolina	A	211	316	38-3
Virginia	N3	211	408	62-17
2020 Miami (Fla.)	H	258	292	42-17
Notre Dame	N3	219	322	34-10
2021 South Carolina State	H	242	262	49-3
Boston College	H	231	207	19-13
Wake Forest	H	333	210	48-27
2022 Louisiana Tech	H	280	241	48-20

N1 - Orlando, Fla. (Citrus Bowl); N2 - Boise, Idaho (Humanitarian Bowl); N3 - Charlotte, N.C.; N4 - Atlanta, Ga.; N5 - Miami Gardens, Fla. (Orange Bowl); N6 - Arlington, Texas (Cotton Bowl); Note: Clemson's record when totaling at least 200 yards of each is 108-0-1.

MULTIPLE 100-YARD RUSHERS IN A GAME

Date	Opponent	Site	Players
11-15-1941	Wake Forest	H	Payne (102), Sweatte (101)
11-22-1941	Furman	A	Tinsley (127), Timmons (103)
10-19-1944	South Carolina	A	Tinsley (146), Rogers (117)

9-22-1945	Presbyterian	H	Gage (145), Reynolds (105)
11-6-1948	Furman	H	Cox (116), Gage (104)
9-23-1950	Presbyterian	H	Cone (143), Mathews (131), Calvert (109)
9-30-1950	Missouri	A	Calvert (175), Mathews (120), Cone (111)
11-18-1950	Furman	H	Cone (145), Hair (141)
9-22-1951	Presbyterian	H	Hair (174), Gressette (110)
11-17-1951	Furman	A	Gressette (130), George (114)
11-24-1951	Auburn	H	Gressette (174), Hair (113)
11-23-1974	South Carolina	H	Callicutt (197), Fellers (106)
11-25-1978	South Carolina	H	Brown (121), Fuller (108), Sims (104)
10-9-1982	Virginia	A	Austin (105), McCall (103), C. McSwain (103)
10-23-1982	NC State	A	Austin (109), C. McSwain (129)
10-15-1983	Duke	A	Mack (150), Flowers (112)
10-12-1985	Virginia	H	Driver (121), Flowers (111)
11-2-1985	Wake Forest	H	Flowers (141), Driver (114)
11-23-1985	South Carolina	A	Flowers (136), Driver (114)

UNUSUAL STATISTICAL OCCURRENCES

10-10-1987	Virginia	H	Allen (183), McFadden (119)
11-14-1987	Maryland	H	Allen (103), McFadden (101)
9-22-1990	App State	H	Williams (183), Witherspoon (123)
10-12-1991	Virginia	H	Williams (185), Harris (102)
12-1-1991	Duke	N1	Blunt (163), Harris (126)
10-10-1992	Virginia	A	Blunt (141), Solomon (104)
11-12-1994	Georgia Tech	H	Pegues (136), Greene (111)
11-9-1996	Virginia	A	Dunnican (123), Priester (122)
10-7-2000	NC State	H	Zachery (147), Dantzler (103)
12-1-2001	Duke	H	Dantzler (135), Zachery (115)
11-9-2002	North Carolina	A	Rambert (106), T. Hill (105)
9-30-2006	Louisiana Tech	H	Davis (143), Spiller (127), D. Chancellor (113)
10-12-2006	Temple	N2	Davis (138), D. Chancellor (114)
10-21-2006	Georgia Tech	H	Davis (216), Spiller (116)
9-22-2007	NC State	A	Davis (166), Spiller (114)
10-27-2007	Maryland	A	Davis (129), Spiller (106)
9-4-2010	North Texas	H	Ellington (122), Harper (101)
11-17-2012	NC State	H	Ellington (124), Boyd (103)
11-7-2015	Florida State	H	D. Watson (107), Gallman (103)
11-28-2015	South Carolina	A	D. Watson (114), Gallman (102)
12-5-2015	North Carolina	N2	Gallman (187), D. Watson (131)
12-31-2015	Oklahoma	N3	Gallman (150),

9-23-2017	Boston College	H	Etienne (113), K. Bryant (106)
10-6-2018	Wake Forest	A	Etienne (167), Dixon (163), Choice (128)
11-3-2018	Louisville	H	Etienne (153), Dixon (116), Feaster (101)
11-20-2021	Wake Forest	H	Pace (191), Shipley (111)

N1 - Tokyo, Japan; N2 - Charlotte, N.C.; N3 - Miami Gardens, Fla.

MULTIPLE 100-YARD PASSERS IN A GAME

Date	Opponent	Site	Players
11-9-1946	Tulane	A	Leverman (153), Hendley (101)
9-26-1959	Virginia	A	White (104), Shingler (101)
10-19-1963	Duke	A	Parker (246), Ray (118)
11-20-1971	NC State	H	Pengitore (120), Kendrick (107)
9-16-1978	The Citadel	H	Fuller (139), Lott (106)
12-31-2010	South Florida	N	K. Parker (134), Boyd (112)
9-8-2012	Ball State	H	Boyd (229), Stoudt (123)
9-7-2013	South Carolina State	H	Boyd (169), Stoudt (143)
9-6-2014	South Carolina State	H	Stoudt (302), D. Watson (154)
11-5-2016	Syracuse	H	Schuessler (177), D. Watson (169)
11-18-2017	The Citadel	H	K. Bryant (230), H. Johnson (144), Cooper (105)
9-1-2018	Furman	H	T. Lawrence (137), K. Bryant (132)
12-7-2019	Virginia	N	Lawrence (302), Brice (106)

MULTIPLE 100-YARD RECEIVERS IN A GAME

Date	Opponent	Site	Players
10-31-1998	NC State	H	Wofford (128), Lawyer (100)
11-2-2002	Duke	A	McKelvey (103), Hamilton (101)
9-4-2004	Wake Forest	H	Currie (152), Stuckey (112)
10-6-2007	Virginia Tech	H	Kelly (174), Grisham (100)
11-17-2012	NC State	H	S. Watkins (110), Ford (101)
10-5-2013	Syracuse	A	S. Watkins (126), Humphries (118)
11-14-2013	Georgia Tech	H	Bryant (176), S. Watkins (104)
12-29-2014	Oklahoma	N	A. Scott (114), M. Williams (112)
11-5-2016	Syracuse	H	Cain (125), M. Williams (106)
11-12-2016	Pittsburgh	H	M. Williams (202), A. Scott (125)
11-18-2017	The Citadel	H	Higgins (178), Cain (140)
9-14-2019	Syracuse	A	Higgins (150), Rodgers (121)
11-30-2019	South Carolina	A	Ross (111), Higgins (101)
10-31-2020	Boston College	H	Etienne (140), Powell (105)
11-7-2020	Notre Dame	A	Powell (161), Rodgers (134)

100 YARDS IN TWO CATEGORIES IN A GAME

Date	Player	Rec.	KOR	PR	Opponent
9-20-1997	Tony Horne	131	109	---	Florida State
10-4-1997	Tony Horne	119	---	106	UTEP
10-25-2003	Derrick Hamilton	102	100	---	North Carolina
12-31-2007	C.J. Spiller	*112	103	---	Auburn
10-24-2009	C.J. Spiller	104	125	---	Miami (Fla.)
10-15-2011	Sammy Watkins	105	207	---	Maryland
10-29-2011	Sammy Watkins	153	124	---	Georgia Tech
9-29-2012	Andre Ellington	*132	129	---	Boston College

* - rushing



C.J. SPILLER HAD 104 RECEIVING YARDS AND 125 KICKOFF RETURN YARDS AT MIAMI (FLA.) IN 2009.

CLEMSON NON-OFFENSIVE TOUCHDOWNS

Year	Type	Player	Site	Opponent	Yards
1951	IR	Archie Baker	H	Auburn	56
	IR	Jimmy Quarles	A	Rice	90
1953	BPR	Scott Jackson	A	Boston College	41
1954	PR	Ken Moore	N	Wake Forest	81
	PR	Joe Pagliei	H	Presbyterian	74
	IR	Walt Laraway	H	The Citadel	30
	BPR	Walt Laraway	H	The Citadel	39
1958	BPR	Jim Padgett	H	North Carolina	28
	FR	Charlie Horne	H	Boston College	28
1959	KOR	Bill Mathis	A	Georgia Tech	99
	IR	Paul Snyder	A	Rice	18
	IR	Harry Pavilack	A	Furman	26
1961	PR	Elmo Lam	H	Tulane	68
1962	PR	Mack Matthews	A	Wake Forest	88
	KOR	Hal Davis	H	Georgia	98
1964	BPR	Butch Robbins	A	Wake Forest	0
	IR	Ted Bunton	H	Virginia	48
1966	PR	Frank Liberatore	H	Virginia	66
	IR	Richard Garick	H	North Carolina	31
1967	PR	Frank Liberatore	H	Georgia	52
	IR	Billy Ware	A	North Carolina	23
1968	FGR	Richie Luzzi	A	Georgia	108
1970	PR	Don Kelley	A	Wake Forest	67
	IR	Don Kelley	H	Duke	102
	PR	Don Kelley	A	Maryland	85
	IR	Jewell McLaurin	A	Maryland	68
1971	FR	Smiley Sanders	H	Kentucky	1
	IR	Bobby Johnson	A	Auburn	40
1973	IR	Frank Wise	H	Wake Forest	36
1974	IR	Dennis Smith	H	South Carolina	31
1977	IR	Rex Varn	H	Maryland	93

1978	IR	Rex Varn	A	NC State	94
1979	IR	Jeff Davis	H	Wake Forest	17
1980	BPR	Bill Smith	A	Virginia	11
	IR	Willie Underwood	H	South Carolina	37
1981	BPR	Johnny Rembert	A	South Carolina	*0
1982	IR	Johnny Rembert	H	Duke	43
1984	IR	Kenny Danforth	A	Virginia	22
1985	BPR	Perry Williams	H	Maryland	30
1986	IR	Delton Hall	H	Duke	67
1987	PR	Donnell Woolford	H	Georgia Tech	78
	KOR	Joe Henderson	H	Georgia Tech	95
	PR	Donnell Woolford	H	Wake Forest	67
1988	IR	Doug Brewster	A	Georgia Tech	68
1989	BPR	Tony Mauney	H	Furman	*0
	IR	Wayne Simmons	A	Florida State	73
	IR	Levon Kirkland	A	Virginia Tech	47
	FR	Chester McGlockton	A	West Virginia	*0
1990	IR	Arlington Nunn	H	Long Beach State	55
	KOR	Doug Thomas	H	Long Beach State	98
	KOR	Doug Thomas	A	Maryland	98
	FR	Dexter Davis	A	NC State	52
	IR	Arlington Nunn	A	Wake Forest	26
	IR	Dexter Davis	H	North Carolina	30
	IR	Arlington Nunn	N	Illinois	34
1991	PR	Darnell Stephens	H	Maryland	89
1992	FR	James Trapp	H	Florida State	39
	IR	Michael Barber	H	Chattanooga	91
	IR	Tim Jones	H	South Carolina	26
1994	FR	Chris Franklin	H	NC State	60
1995	BPR	Andy Ford	H	Western Carolina	26
	IR	Brian Dawkins	H	North Carolina	49
1996	FR	Eric Bradford	H	Furman	9

	IR	Peter Ford	H	Maryland	66
	FR	Rahim Abdullah	H	NC State	9
1997	FR	Rahim Abdullah	A	NC State	74
	IR	Rahim Abdullah	H	Duke	63
	IR	Antwan Edwards	A	South Carolina	42
	PR	Tony Horne	A	South Carolina	39
	BPR	Chad Speck	N	Auburn	18
1998	FR	Chris Jones	H	Furman	*0
	FR	Antwan Edwards	A	Virginia	93
	IR	Alex Ardley	A	North Carolina	26
	IR	Howard Bartley	H	South Carolina	48
1999	IR	Terry Jolly	H	Duke	20
2000	IR	Charles Hafley	H	Missouri	27
	PR	Joe Don Reames	A	Virginia	69
	PR	Brian Mance	H	Georgia Tech	88
2001	FR	Eric Meekins	H	Wofford	29
	KOR	Derrick Hamilton	A	Maryland	100
2002	FR	Bryant McNeal	A	Georgia	55
	KOR	Justin Miller	H	NC State	80
2003	FR	J.J. Howard	H	Furman	17
	KOR	Derrick Hamilton	H	North Carolina	100
	PR	Justin Miller	H	Duke	63
2004	PR	Justin Miller	H	Wake Forest	69
	KOR	Justin Miller	A	Florida State	97
	KOR	Justin Miller	A	Florida State	86
	BPR	Bobby Williamson	H	Utah State	*0
	IR	Eric Coleman	H	NC State	20
2005	PR	Chansi Stuckey	H	Texas A&M	47
2006	PR	Jacoby Ford	H	Florida Atlantic	92
	FR	Sergio Gilliam	H	Florida Atlantic	31
	KOR	Jacoby Ford	H	Louisiana Tech	94
	IR	Nick Watkins	H	Louisiana Tech	26
	FR	Gaines Adams	A	Wake Forest	66
	IR	Jock McKissic	H	South Carolina	82
2007	KOR	C.J. Spiller	A	Duke	84
	KOR	C.J. Spiller	H	Wake Forest	90
	BPR	La'Donte Harris	A	South Carolina	10
2008	KOR	C.J. Spiller	N	Alabama	96
	IR	Chris Clemons	H	South Carolina State	32
	FR	DeAndre McDaniel	N	Nebraska	28
2009	KOR	C.J. Spiller	H	Middle Tennessee	96
	PR	Jacoby Ford	H	Middle Tennessee	61
	PR	C.J. Spiller	H	Boston College	77
	KOR	C.J. Spiller	A	Maryland	92
	KOR	C.J. Spiller	A	Miami (Fla.)	90
	IR	DeAndre McDaniel	A	Miami (Fla.)	23
	KOR	C.J. Spiller	A	South Carolina	88
2010	KOR	Andre Ellington	H	Maryland	87
	IR	Xavier Brewer	H	Maryland	61
	IR	Rashard Hall	A	Boston College	52
2011	KOR	Sammy Watkins	A	Maryland	89
	IR	Kourtnei Brown	H	North Carolina	20
	FR	Kourtnei Brown	H	North Carolina	26
2012	IR	Jonathan Meeks	H	Virginia Tech	74
	FR	Corey Crawford	H	Maryland	16
2013	IR	Martin Jenkins	H	South Carolina State	52
	IR	Darius Robinson	H	South Carolina State	35
	FR	Vic Beasley	H	Boston College	13
	FR	Quandon Christian	H	The Citadel	22
2014	IR	Jadar Johnson	H	South Carolina State	60
	FR	Vic Beasley	H	NC State	16
	PR	Adam Humphries	H	Louisville	72
	IR	Ben Boulware	N	Oklahoma	47
2015	IR	Carlos Watkins	H	App State	15
	IR	Cordrea Tankersley	A	Miami (Fla.)	36
2016	IR	Mark Fields	A	Boston College	42
	IR	Tanner Muse	H	Syracuse	64
2017	IR	Dorian O'Daniel	A	Louisville	44
	IR	Dorian O'Daniel	A	Virginia Tech	22
	FR	Tanner Muse	A	Syracuse	63
	PR	Ray-Ray McCloud	A	NC State	77
	IR	Ryan Carter	A	South Carolina	12
2018	FR	Christian Wilkins, Clelin Ferrell	A	Georgia Tech	4
	IR	Isaiah Simmons	H	Louisville	27
	PR	Amari Rodgers	A	Boston College	58
	IR	A.J. Terrell	N	Alabama	44
2019	IR	K'Von Wallace	H	Charlotte	66
	IR	Derion Kendrick	H	Florida State	38
	FR	Logan Rudolph	H	Boston College	39
2020	FR	James Skalski	H	The Citadel	17
	FR	Andrew Booth Jr.	H	Syracuse	21
	FR	Derion Kendrick	A	Virginia Tech	66
2021	FR	Barrett Carter	H	Florida State	3
	IR	Mario Goodrich	N	Iowa State	18
2022	IR	Jeremiah Trotter Jr.	H	South Carolina	35
	IR	Nate Wiggins	N	North Carolina	98

* - statistically not a fumble return, but rather a recovered fumble only; Note: Clemson home games in **bold**; stats from 1951-22.



NATE WIGGINS RETURNED AN INTERCEPTION 98 YARDS FOR A TOUCHDOWN IN CLEMSON'S ACC CHAMPIONSHIP GAME VICTORY OVER NORTH CAROLINA IN 2022.

OPPONENT NON-OFFENSIVE TOUCHDOWNS

Year	Type	Player	Site	Opponent	Yards
1951	IR	Harry Jabbusch	A	South Carolina	13
	PR	Chuck Prezioso	A	South Carolina	74
1952	IR	Howard Chapman	A	Florida	*0
1953	IR	Joe Counts	H	Presbyterian	34
	PR	Dick Nolan	H	Maryland	90
	PR	Dick Zotti	A	Boston College	70
1957	KOR	Dick Christy	H	NC State	97
1959	IR	Bobby Robinson	H	Wake Forest	69
1960	IR	John Janus	A	Boston College	60
1961	FR	Jim Costen	A	South Carolina	27
1962	IR	Ernie Arizzi	A	Maryland	68
1963	IR	Ernie Arizzi	H	Maryland	83
1964	IR	Barry Wilson	A	Georgia	16
	IR	Ron Nalewak	A	Maryland	20
1965	BPR	Larry Kohn	A	Georgia	38
1966	PR	Mike Battle	A	Southern California	74
1967	PR	Jimmy Carter	A	Auburn	61
1968	IR	Buddy McClinton	H	Auburn	53
	PR	Tyler Hellams	H	South Carolina	73
1970	IR	Bill Brafford	H	North Carolina	31
1971	KOR	Doug Kotar	H	Kentucky	98
	IR	Don Golden	H	Georgia	71
	FR	Glenn Flynn	A	Auburn	17
	BPR	Bill Brafford	A	North Carolina	37
1972	FR	David Vandiver	A	Rice	*0
	IR	Clyde Power	A	Oklahoma	57
	IR	Gary Faulkner	A	Georgia Tech	49
1973	FR	Mike Lacika	H	Virginia	*0
1974	FR	Joel Porter	H	Georgia Tech	19
1975	IR	Wyatt Washington	H	Tulane	76
1978	KOR	Larry Fallen	H	Virginia Tech	100
	BPR	Mike Carney	A	Maryland	*0
1980	PR	Scott Woerner	A	Georgia	67
	IR	Dennis Tabron	H	Duke	87
	BPR	Earnest Butler	A	NC State	5
1982	BPR	Stan Dooley	A	Georgia	2
1983	IR	James Jones	H	North Carolina	17
1984	IR	Mark Franklin	A	NC State	81
1985	PR	Brian Williams	A	Kentucky	57

1986	BPR	Mitch Dove	H	Virginia Tech	*0
	IR	Brad Edwards	H	South Carolina	61
1987	KOR	Jon Jeffries	A	Virginia Tech	92
	PR	Nate Lewis	H	Georgia	76
	IR	Brad Edwards	A	South Carolina	40
1988	PR	Deion Sanders	H	Florida State	76
	KOR	Quinton McCracken	H	Duke	96
1989	KOR	Marcus Mickel	A	Virginia Tech	90
1990	KOR	Leroy Gallman	H	Duke	78
1991	PR	Brian Treggs	N	California	72
1993	FR	Derrick Brooks	A	Florida State	83
1994	BPR	Ray Farmer	A	Duke	20
	IR	Benji Young	H	South Carolina	27
1996	PR	Dee Feaster	A	Florida State	79
1997	PR	Peter Warrick	H	Florida State	90
	FR	Sam Cowart	H	Florida State	*0
	BPR	Tavares Tillman	A	Georgia Tech	30
	FR	Darius Clark	H	Duke	5
1998	IR	Mark Makovec	H	Wake Forest	36
	FR	Jason Perry	H	NC State	36
1999	IR	Ike Charlton	A	Virginia Tech	34
	FR	Corey Moore	A	Virginia Tech	32
2002	KOR	Fred Gibson	A	Georgia	91
	KOR	Leon Washington	A	Florida State	97
	BPR	Terrence Holt	H	NC State	39
	KOR	Jerricho Cotchery	H	NC State	42
	PR	Wes Welker	N	Texas Tech	59
2003	IR	Eric King	A	Wake Forest	85
	FR	Jyles Tucker	A	Wake Forest	12
2004	IR	Leroy Smith	A	Florida State	41
2005	BPR	Geno Hayes	H	Florida State	*0
2006	KOR	Jeff Smith	A	Boston College	96
	BFR	Tony Carter	A	Florida State	69
	IR	Willie Young	H	NC State	34
2007	KOR	Darrell Blackman	A	NC State	99
	IR	D.J. Parker	H	Virginia Tech	32
	PR	Eddie Royal	H	Virginia Tech	82
	KOR	Victor Harris	H	Virginia Tech	100
2008	IR	Nate Irving	H	NC State	33
	IR	Dominique Reese	H	Georgia Tech	34

	BPR	Roderick Rollins	A	Boston College	14
	IR	Neely Moffett	A	Florida State	18
2009	FR	Chris McCoy	H	Middle Tennessee	68
	PR	Jerrard Tarrant	A	Georgia Tech	85
	FR	Marcus Robinson	A	Miami (Fla.)	53
	IR	Jamie Robinson	H	Florida State	52
2010	IR	Antonio Allen	H	South Carolina	37
2011	FR	Bjoern Werner	H	Florida State	25
	IR	Cameron Chism	A	Maryland	46
	KOR	T.J. Thorpe	H	North Carolina	100
	PR	Mike Campanaro	H	Wake Forest	50
	FR	Darwin Cook	N	West Virginia	99
2013	FR	Mario Edwards Jr.	H	Florida State	37
2014	KOR	Todd Gurley	A	Georgia	100
	FR	Dominique Mitchell	H	South Carolina State	35
	IR	Jamal Golden	A	Georgia Tech	85
	IR	Chris Milton	A	Georgia Tech	62
2015	KOR	Traveon Samuel	A	Louisville	100
	KOR	Nyheim Hines	A	NC State	100
	KOR	Kenyan Drake	N	Alabama	95
2016	IR	Mike Stevens	H	NC State	28
2017	IR	Mack Wilson	N	Alabama	18
2018	KOR	Hassan Hall	H	Louisville	93
	PR	Michael Walker	A	Boston College	74
2020	BFR	DJ Ivey	H	Miami (Fla.)	48
	IR	Garrett Williams	H	Syracuse	39
	FR	Brandon Sebastian	H	Boston College	97
	FR	Jeremiah Owusu-Koramoah	A	Notre Dame	23
2021	IR	Christopher Smith	N	Georgia	74
	IR	SirVocea Dennis	A	Pittsburgh	50
	FR	Jermaine Johnson	H	Florida State	6
	KOR	Brian Brewton	H	UConn	99
2022	FR	Ja'Had Carter	H	Syracuse	90
	BPR	Prince Kolie	A	Notre Dame	17
	IR	Benjamin Morrison	A	Notre Dame	96

* - statistically not a fumble return, but rather a recovered fumble only; Note: Clemson home games in **bold**; stats from 1951-22.



JOCK McKISSIC RETURNED AN INTERCEPTION 82 YARDS FOR A TOUCHDOWN AGAINST SOUTH CAROLINA IN 2006.

INDIVIDUAL SEASON BESTS

RUSHING YARDS

Rk	Player	Year	Car.	Yards	Avg.
1.	Travis Etienne	2018	204	1658	8.1
2.	Travis Etienne	2019	207	1614	7.8
3.	Wayne Gallman	2015	283	1527	5.4
4.	Raymond Priestler	1996	257	1345	5.2
5.	Raymond Priestler	1995	238	1322	5.6
6.	Terrence Flagler	1986	192	1258	6.6
7.	C.J. Spiller	2009	216	1212	5.6
8.	Kenny Flowers	1985	227	1200	5.3
9.	Terry Allen	1988	216	1192	5.5
10.	James Davis	2006	203	1187	5.8
11.	Will Shipley	2022	210	1182	5.6
12.	Andre Ellington	2011	223	1178	5.3
13.	Wayne Gallman	2016	232	1133	4.9
14.	Deshaun Watson	2015	207	1105	5.3
15.	Andre Ellington	2012	212	1081	5.1
16.	Cliff Austin	1982	197	1064	5.4
	James Davis	2007	214	1064	5.0
18.	Woodrow Dantzler	2001	221	1061	4.8
19.	Buddy Gore	1967	230	1045	4.5
20.	Woodrow Dantzler	2000	190	1028	5.4
21.	Travis Zachery	2000	206	1027	5.0
22.	Roderick McDowell	2013	189	1025	5.4
23.	Lester Brown	1978	202	1022	5.1

RUSHING YARDS PER GAME

Rk	Player	Year	G	Yards	Y/G
1.	Raymond Priestler	1996	12	1345	112.1
2.	Travis Etienne	2018	15	1658	110.5
3.	Raymond Priestler	1995	12	1322	110.2
4.	Wayne Gallman	2015	14	1527	109.1
5.	Travis Etienne	2019	15	1614	107.6
6.	Cliff Austin	1982	10	1064	106.4
7.	Terrence Flagler	1986	12	1258	104.8
8.	Buddy Gore	1967	10	1045	104.5
9.	Kenny Flowers	1985	12	1200	100.0
10.	Terry Allen	1988	12	1192	99.3

YARDS PER CARRY

Rk	Player	Year	Car-Yards	Y/C
1.	Lyn-J Dixon	2018	62-547	8.82
2.	Travis Etienne	2018	204-1658	8.13
3.	Travis Etienne	2019	207-1614	7.80
4.	C.J. Spiller	2006	129-938	7.27
5.	Andre Ellington	2009	68-491	7.22
6.	Travis Etienne	2017	107-766	7.16
7.	Ronald Williams	1991	82-585	7.13
8.	Adam Choice	2018	77-548	7.12
9.	Billy Hair	1950	81-573	7.07
10.	Terrence Flagler	1986	192-1258	6.55

Note: Minimum 400 yards.

RUSHING TOUCHDOWNS

Rk	Player	Year	G	Car.	Yards	Y/C	TD
1.	Travis Etienne	2018	15	204	1658	8.1	24
2.	Travis Etienne	2019	15	207	1614	7.8	19
3.	Lester Brown	1978	12	202	1022	5.1	17
	James Davis	2006	13	203	1187	5.8	17
	Wayne Gallman	2016	15	232	1133	4.9	17
6.	Travis Zachery	1999	11	185	820	4.4	16
7.	Will Shipley	2022	14	210	1182	5.6	15
8.	Fred Cone	1950	10	184	845	4.6	14
	Cliff Austin	1982	10	197	1064	5.4	14
	Emory Smith	1995	12	145	712	4.9	14
	Travis Etienne	2020	12	168	914	5.4	14

PASSING ATTEMPTS

Rk	Player	Year	Yards	Pct.	Co.	Att.
1.	Deshaun Watson	2016	4593	67.0	388	579
2.	Tajh Boyd	2011	3828	59.7	298	499
3.	Deshaun Watson	2015	4104	67.8	333	491
4.	Charlie Whitehurst	2003	3561	61.9	288	465
5.	Cullen Harper	2007	2991	65.1	282	433
6.	Tajh Boyd	2012	3896	67.2	287	427
7.	Tajh Boyd	2013	3851	68.5	283	413
8.	Trevor Lawrence	2019	3665	65.8	268	407
9.	Kelly Bryant	2017	2802	65.8	262	398
10.	Trevor Lawrence	2018	3280	65.2	259	397

COMPLETIONS

Rk	Player	Year	Yards	Pct.	Att.	Co.
1.	Deshaun Watson	2016	4593	67.0	579	388
2.	Deshaun Watson	2015	4104	67.8	491	333
3.	Tajh Boyd	2011	3828	59.7	499	298
4.	Charlie Whitehurst	2003	3561	61.9	465	288
5.	Tajh Boyd	2012	3896	67.2	427	287
6.	Tajh Boyd	2013	3851	68.5	413	283
7.	Cullen Harper	2007	2991	65.1	433	282
8.	Trevor Lawrence	2019	3665	65.8	407	268
9.	Kelly Bryant	2017	2802	65.8	398	262
10.	Trevor Lawrence	2018	3280	65.2	397	259

PASSING YARDS

Rk	Player	Year	Att.	Co.	Pct.	Yards
1.	Deshaun Watson	2016	579	388	67.0	4593
2.	Deshaun Watson	2015	491	333	67.8	4104
3.	Tajh Boyd	2012	427	287	67.2	3896
4.	Tajh Boyd	2013	413	283	68.5	3851
5.	Tajh Boyd	2011	499	298	59.7	3828
6.	Trevor Lawrence	2019	407	268	65.8	3665
7.	Charlie Whitehurst	2003	465	288	61.9	3561
8.	Trevor Lawrence	2018	397	259	65.2	3280
9.	Trevor Lawrence	2020	334	231	69.2	3153
10.	Cullen Harper	2007	433	282	65.1	2991

PASSING YARDS PER GAME

Rk	Player	Year	G	Co.	Att.	Yards	Y/G
1.	Trevor Lawrence	2020	10	231	334	3153	315.3
2.	Deshaun Watson	2016	15	388	579	4593	306.2
3.	Tajh Boyd	2012	13	287	427	3896	299.7
4.	Tajh Boyd	2013	13	283	413	3851	296.2
5.	Charlie Whitehurst	2003	13	288	465	3561	273.9
6.	Deshaun Watson	2015	15	333	491	4104	273.6
7.	Tajh Boyd	2011	14	298	499	3828	273.4
8.	Trevor Lawrence	2019	15	268	407	3665	244.3
9.	Cullen Harper	2007	13	282	433	2991	230.1
10.	Charlie Whitehurst	2005	11	229	340	2483	225.7

PASSING EFFICIENCY

Rk	Player	Year	Co.	Att.	Yards	TD	I	Eff.
1.	Deshaun Watson	2014	93	137	1466	14	2	188.6
2.	Trevor Lawrence	2020	231	334	3153	24	5	169.2
3.	Tajh Boyd	2013	283	413	3851	34	11	168.7
4.	Trevor Lawrence	2019	268	407	3665	36	8	166.7
5.	Tajh Boyd	2012	287	427	3896	36	13	165.6
6.	Willie Jordan	1975	40	73	728	5	1	158.3
7.	Trevor Lawrence	2018	259	397	3280	30	4	157.6
8.	Deshaun Watson	2015	333	491	4104	35	13	156.3
9.	Harvey White	1957	46	95	841	11	3	154.6
10.	Deshaun Watson	2016	388	579	4593	41	17	151.1

Note: Minimum 70 passing attempts.

COMPLETION PERCENTAGE

Rk	Player	Year	Co.	Att.	Yards	Pct.
1.	Trevor Lawrence	2020	231	334	3153	69.2
2.	Tajh Boyd	2013	283	413	3851	68.5
3.	Deshaun Watson	2014	93	137	1466	67.9
4.	Deshaun Watson	2015	333	491	4104	67.8
5.	Charlie Whitehurst	2005	229	340	2483	67.4
6.	Tajh Boyd	2012	287	427	3896	67.2
7.	Deshaun Watson	2016	388	579	4593	67.0
8.	DJ Uীগalelei	2020	78	117	914	66.7
9.	Trevor Lawrence	2019	268	407	3665	65.8
10.	Kelly Bryant	2017	262	398	2802	65.8

Note: Minimum 100 passing attempts.

PASSING TOUCHDOWNS

Rk	Player	Year	Co.	Att.	Yards	TD
1.	Deshaun Watson	2016	388	579	4593	41
2.	Tajh Boyd	2012	287	427	3896	36
	Trevor Lawrence	2019	268	407	3665	36
4.	Deshaun Watson	2015	333	491	4104	35
5.	Tajh Boyd	2013	283	413	3851	34
6.	Tajh Boyd	2011	298	499	3828	33
7.	Trevor Lawrence	2018	259	397	3280	30
8.	Cullen Harper	2007	282	433	2991	27
9.	Trevor Lawrence	2020	231	334	3153	24
10.	DJ Uীগalelei	2022	229	370	2521	22

TOTAL OFFENSE YARDS

Rk	Player	Year	Rush	Pass	Total
1.	Deshaun Watson	2016	626	4593	5219
2.	Deshaun Watson	2015	1105	4104	5209
3.	Tajh Boyd	2012	514	3896	4410
4.	Tajh Boyd	2013	400	3851	4251
5.	Trevor Lawrence	2019	563	3665	4228
6.	Tajh Boyd	2011	218	3828	4046
7.	Woodrow Dantzler	2001	1061	2578	3639
8.	Charlie Whitehurst	2003	49	3561	3610
9.	Kelly Bryant	2017	665	2802	3467
10.	Trevor Lawrence	2018	177	3280	3457

TOTAL OFFENSE YARDS PER GAME

Rk	Player	Year	G	Rush	Pass	Total	Y/G
1.	Deshaun Watson	2016	15	626	4593	5219	347.9
2.	Deshaun Watson	2015	15	1105	4104	5209	347.3
3.	Tajh Boyd	2012	13	514	3896	4410	339.2
4.	Trevor Lawrence	2020	10	203	3153	3356	335.6
5.	Tajh Boyd	2013	13	400	3851	4251	327.0
6.	Woodrow Dantzler	2001	12	1061	2578	3639	303.3
7.	Tajh Boyd	2011	14	218	3828	4046	289.0
8.	Trevor Lawrence	2019	15	563	3665	4228	281.9
9.	Charlie Whitehurst	2003	13	49	3561	3610	277.7
10.	Kelly Bryant	2017	14	665	2802	3467	247.6

ALL-PURPOSE YARDS

Rk	Player	Year	Rush	Rec.	PR	KOR	Total
1.	C.J. Spiller	2009	1212	503	210	755	2680
2.	Sammy Watkins	2011	231	1219	12	826	2288
3.	Travis Etienne	2019	1614	432	----	128	2174
4.	Derrick Hamilton	2002	208	602	377	696	1883
5.	Tony Horne	1997	7	907	332	536	1782
6.	Travis Etienne	2020	914	588	44	189	1772
7.	C.J. Spiller	2008	629	436	189	516	1770
8.	Sammy Watkins	2013	11	1464	0	293	1768
9.	Will Shipley	2022	1182	242	----	324	1748
10.	Wayne Gallman	2015	1527	213	----	----	1740

RECEPTIONS

Rk	Player	Year	G	Yards	Avg.	Rec.
1.	Sammy Watkins	2013	13	1464	14.5	101
2.	Mike Williams	2016	15	1361	13.9	98
3.	Artavis Scott	2015	15	901	9.7	93
4.	Aaron Kelly	2007	13	1081	12.3	88
5.	Sammy Watkins	2011	13	1219	14.9	82
	DeAndre Hopkins	2012	13	1405	17.1	82
7.	Rod Gardner	1999	12	1084	13.6	80
8.	Amari Rodgers	2020	12	1020	13.2	77
9.	Artavis Scott	2014	13	965	12.7	76
	Artavis Scott	2016	15	614	8.1	76

RECEPTIONS PER GAME

Rk	Player	Year	G	Rec.	Rec./G
1.	Sammy Watkins	2013	13	101	7.77
2.	Aaron Kelly	2007	13	88	6.77
3.	Rod Gardner	1999	12	80	6.75
4.	Mike Williams	2016	15	98	6.53
5.	Amari Rodgers	2020	12	77	6.42
6.	Sammy Watkins	2011	13	82	6.31
	DeAndre Hopkins	2012	13	82	6.31
8.	Artavis Scott	2015	15	93	6.20</

INDIVIDUAL SEASON BESTS

RECEIVING YARDS PER GAME

Rk Player	Year	G	Rec.	Yards	Y/G
1. Sammy Watkins	2013	13	101	1464	112.6
2. DeAndre Hopkins	2012	13	82	1405	108.1
3. Sammy Watkins	2011	13	82	1219	93.8
4. Mike Williams	2016	15	98	1361	90.7
5. Rod Gardner	1999	12	80	1084	90.3
6. Rod Gardner	2000	12	58	1050	87.5
7. Amari Rodgers	2020	12	77	1020	85.0
8. Perry Tuttle	1980	11	53	915	83.2

YARDS PER RECEPTION

Rk Player	Year	Rec-Yards	Avg.
1. Gary Cooper	1988	13-417	32.1
2. Whitey Jordan	1957	12-369	30.7
3. Martavis Bryant	2012	10-305	30.5
4. Don Kelley	1971	18-505	28.1
5. Ray Mathews	1948	14-379	27.1
6. Joe Pagliei	1955	10-223	22.3
7. Justyn Ross	2018	46-1000	21.7
8. Craig Brantley	1975	22-475	21.6
9. Joe Blalock	1939	15-322	21.5

Note: Minimum 10 receptions.

RECEIVING TOUCHDOWNS

Rk Player	Year	G	Rec.	Yards	Avg.	TD
1. DeAndre Hopkins	2012	13	82	1405	17.1	18
2. Tee Higgins	2019	15	59	1167	19.8	13
3. Sammy Watkins	2011	13	82	1219	14.9	12
Sammy Watkins	2013	13	101	1464	14.5	12
Tee Higgins	2018	15	59	936	15.9	12
6. Aaron Kelly	2007	13	88	1081	12.3	11
Mike Williams	2016	15	98	1361	13.9	11
8. Derrick Hamilton	2003	13	62	1026	16.5	10
9. Deon Cain	2016	15	38	724	19.1	9
Justyn Ross	2018	15	46	1000	21.7	9

TOTAL TOUCHDOWNS

Rk Player	Year	Rush	Rec.	Ret.	TD
1. Travis Etienne	2018	24	2	0	26
2. Travis Etienne	2019	19	4	0	23
3. C.J. Spiller	2009	12	4	5	21
4. Travis Zachery	2000	13	5	0	18
DeAndre Hopkins	2012	0	18	0	18
6. Lester Brown	1978	17	0	0	17
James Davis	2006	17	0	0	17
Wayne Gallman	2016	17	0	0	17
9. Travis Zachery	1999	16	0	0	16
Travis Etienne	2020	14	2	0	16

PUNT RETURN YARDS

Rk Player	Year	PR	Avg.	Yards
1. Shad Bryant	1938	27	18.0	487
2. Don Kelley	1970	24	16.2	389
3. Derrick Hamilton	2002	35	10.8	377
4. Darnell Stephens	1991	29	12.5	362
5. Donnell Woolford	1987	23	15.0	345
6. Justin Miller	2004	26	13.0	339
7. Tony Horne	1997	32	10.4	332
8. Ray-Ray McCloud	2017	25	12.1	303
9. Willie Jordan	1977	33	9.1	300
10. Amari Rodgers	2018	39	7.7	299

PUNT RETURN AVERAGE

Rk Player	Year	PR	Yards	Avg.
1. Brian Mance	2000	6	192	32.0
2. C.J. Spiller	2009	8	210	26.3
3. Elmo Lam	1961	8	179	22.4
4. Joe Pagliei	1954	7	134	19.1
5. Harry Pavilack	1960	6	112	18.7
6. Shad Bryant	1938	27	487	18.0
7. Bobby Gage	1948	12	203	16.9
8. Jeff Siepe	1971	9	148	16.4
9. Don Kelley	1970	24	389	16.2
10. Jackie Calvert	1950	14	225	16.1

Note: Minimum five punt returns.

KICKOFF RETURN YARDS

Rk Player	Year	KOR	Avg.	Yards
1. Sammy Watkins	2011	33	25.0	826
2. C.J. Spiller	2009	23	32.8	755
3. Derrick Hamilton	2002	32	21.8	696
4. Andre Humphrey	1993	29	22.9	663
5. Justin Miller	2004	20	33.1	661
6. Marcus Gilchrist	2010	27	23.7	639
7. Brian Mance	2001	25	23.5	588
8. Terrence Roulhac	1986	18	32.1	578
9. Bob Bosler	1970	28	20.3	568
10. C.J. Spiller	2007	19	28.8	547

KICKOFF RETURN AVERAGE

Rk Player	Year	KOR	Yards	Avg.
1. Justin Miller	2002	13	456	35.1
2. Derrick Hamilton	2003	11	380	34.5
3. Justin Miller	2004	20	661	33.1
4. C.J. Spiller	2009	23	755	32.8
5. Jacoby Ford	2006	13	426	32.8
6. Terrence Roulhac	1986	18	578	32.1
7. Derrick Hamilton	2001	15	476	31.7
8. Doug Thomas	1990	11	333	30.3
9. Bill Mathis	1959	10	294	29.4
10. Joe Henderson	1987	14	407	29.1

Note: Minimum 10 kickoff returns.

PUNTING AVERAGE

Rk Player	Year	Punts	Yards	Avg.
1. Chris Gardocki	1990	58	2580	44.5
2. Will Spiers	2020	45	1979	44.0
3. David Sims	1979	79	3468	43.8
4. Dale Hatcher	1984	54	2361	43.7
5. Dale Hatcher	1983	47	2051	43.6
6. Banks McFadden	1939	65	2828	43.5
7. Dale Hatcher	1981	44	1908	43.4
8. Chris Gardocki	1989	48	2062	43.0
9. Jimmy Maners	2007	55	2354	42.8
10. Kevin Laird	1997	67	2865	42.8

NET PUNTING AVERAGE

Rk Player	Year	Net
1. Dale Hatcher	1984	42.4
2. Will Spiers	2019	41.7
3. Will Spiers	2020	41.5
4. David Sims	1979	40.6
5. Dawson Zimmerman	2010	40.6
6. Will Spiers	2021	40.5
7. Dale Hatcher	1983	40.5
8. Dale Hatcher	1981	40.5
9. Bradley Pinion	2014	40.3
10. Chris Gardocki	1989	39.4

Note: Does not factor in touchbacks.

FIELD GOALS MADE

Rk Player	Year	Pct.	Att.	Made
1. Greg Huegel	2015	84.4	32	27
2. Jad Dean	2005	77.4	31	24
3. Obed Ariri	1980	76.7	30	23
4. Chris Gardocki	1989	75.9	29	22
Chris Gardocki	1990	78.6	28	22
Nelson Welch	1992	78.6	28	22
Mark Buchholz	2007	61.1	36	22
Chandler Catanzaro	2011	81.5	27	22
9. Ammon Lakip	2014	75.0	28	21
B.T. Potter	2021	80.8	26	21

FIELD GOALS ATTEMPTED

Rk Player	Year	Made	Pct.	Att.
1. Mark Buchholz	2007	22	61.1	36
2. Greg Huegel	2015	27	84.4	32
3. Chris Gardocki	1988	19	59.4	32
4. Jad Dean	2005	24	77.4	31
Richard Jackson	2009	20	64.5	31
6. Obed Ariri	1980	23	76.7	30
7. Chris Gardocki	1989	22	75.9	29
8. Chris Gardocki	1990	22	78.6	28
Nelson Welch	1991	19	67.9	28
Nelson Welch	1992	22	78.6	28
Ammon Lakip	2014	21	75.0	28

EXTRA POINTS MADE

Rk Player	Year	Att.	Pct.	Made
1. B.T. Potter	2019	79	100.0	79
2. Greg Huegel	2018	78	97.4	76
3. Greg Huegel	2016	73	97.3	71
4. B.T. Potter	2020	62	98.4	61
5. Chandler Catanzaro	2013	61	98.4	60
6. Chandler Catanzaro	2012	59	96.6	57
7. Greg Huegel	2015	61	91.8	56
8. Chandler Catanzaro	2011	53	98.1	52
9. B.T. Potter	2022	49	100.0	49
10. Mark Buchholz	2007	48	100.0	48

EXTRA POINTS ATTEMPTED

Rk Player	Year	Made	Pct.	Att.
1. B.T. Potter	2019	79	100.0	79
2. Greg Huegel	2018	76	97.4	78
3. Greg Huegel	2016	71	97.3	73
4. B.T. Potter	2020	61	98.4	62
5. Chandler Catanzaro	2013	60	98.4	61
Greg Huegel	2015	56	91.8	61
7. Chandler Catanzaro	2012	57	96.6	59
8. Chandler Catanzaro	2011	52	98.1	53
9. Jad Dean	2006	46	92.0	50
10. B.T. Potter	2022	49	100.0	49

KICK SCORING

Rk Player	Year	FG-FGA	PAT	TP
1. Greg Huegel	2015	27-32	56-61	137
2. Chandler Catanzaro	2011	22-27	52-53	118
B.T. Potter	2019	13-21	79-79	118
4. B.T. Potter	2020	18-23	61-62	115
5. Mark Buchholz	2007	22-36	48-48	114
6. Greg Huegel	2016	14-19	71-73	113
7. Chandler Catanzaro	2012	18-19	57-59	111
8. Greg Huegel	2018	11-16	76-78	109
B.T. Potter	2022	20-26	49-49	109
10. Chris Gardocki	1989	22-29	41-41	107

SCORING

Rk Player	Year	TD	FG	*PAT	TP
1. Travis Etienne	2018	26	---	---	156
2. Travis Etienne	2019	23	---	---	138
3. Greg Huegel	2015	---	27	56	137
4. C.J. Spiller	2009	21	---	2	128
5. Chandler Catanzaro	2011	---	22	52	118
B.T. Potter	2019	---	13	79	118
7. B.T. Potter	2020	---	18	61	115
8. Mark Buchholz	2007	---	22	48	114
9. Greg Huegel	2016	---	14	71	113
10. Chandler Catanzaro	2012	---	18	57	111

* - total points

INTERCEPTIONS

Rk Player	Year	Yards	TD	Int.
1. Robert O'Neal	1989	96	0	8
Justin Miller	2002	50	0	8
DeAndre McDaniel	2009	128	1	8
4. Fred Knoebel	1951	39	0	7
5. Dennis Smith	1974	47	1	6
Steve Ryan	1977	67	0	6
Terry Kinard	1981	31	0	6
Terry Kinard	1982	3	0	6
Johnny Rembert	1982	128	1	6
Dexter Davis	1990	32	1	6
Brian Dawkins	1995	55	1	6
Robert Carswell	1999	72	0	6
Alex Ardley	2000	61	0	6
Brian Mance	2002	1	0	6
Michael Hamlin	2008	111	0	6
Rashard Hall	2009	67	0	6

INTERCEPTION RETURN YARDS

Rk Player	Year	TD	Int.	Yards
1. Don Kelley	1970	1	3	156
2. Rex Varn	1978	1	4	148
3. Crezdon Butler	2008	0	4	142
4. Jimmy Quarles	1951	1	4	140
5. Johnny Rembert	1982	1	6	128
DeAndre McDaniel	2009	1	8	128
7. Arlington Nunn	1990	3	3	115
Leomont Evans	1995	0	4	115
9. Michael Hamlin	2008	0	6	111
10. Rex Varn	1977	1	4	109

YEARLY LEADERS

SCORING

Year	Player, Pos.	TD	FG	PAT	Pts
1927	Bob McCarley, FB	5	0	1	31
1928	O.D. Padgett, BB	7	0	0	42
1929	Goat McMillan, TB	9	0	0	54
1930	Maxcey Welch, TB	10	0	4	64
1931	J.M. Lambert, WB	1	0	0	6
	E.R. Patterson, RB	1	0	0	6
	Fred Hook, TB	1	0	0	6
1932	Henry Woodward, RB	5	0	0	30
1933	Gene Willimon, TB	2	0	0	12
	Bill Dillard, RB	2	0	0	12
1934	Randy Hinson, RB	3	0	0	18
1935	Mac Folger, BB	6	0	0	36
1936	Mac Fogler, BB	8	0	0	48
1937	Red Pearson, BB	3	1	8	29
1938	Banks McFadden, TB	5	0	0	30
	Shad Bryant, WB	5	0	0	30
1939	Shad Bryant, WB	4	0	8	32
1940	Aubrey Rion, RB	4	0	4	28
1941	Charlie Timmons, FB	9	0	23	77
1942	Marion Butler, TB	6	0	0	36
1943	James Whitmire, WB	4	0	0	24
1944	Bill Rogers, FB	6	0	1	37
1945	Jim Reynolds, BB	5	0	0	30
	Marion Butler, TB	5	0	0	30
1946	Dutch Leverman, RB	4	0	0	24
	Chip Clark, WR	4	0	0	24
1947	Jim Reynolds, EB	8	0	0	48
1948	Ray Mathews, WB	13	0	0	78
1949	Fred Cone, FB	9	0	1	55
1950	Fred Cone, FB	15	0	2	92
1951	Glenn Smith, WR	7	0	0	42
1952	Billy Hair, TB	3	0	0	18
	Don King, RB	3	0	0	18
	Red Whitten, FB	3	0	0	18
	Buck George, WB	3	0	0	18
1953	Dreher Gaskin, WR	5	0	0	30
1954	Jim Coleman, RB	5	0	1	31

1955	Joe Pagliei, RB	7	0	1	43
1956	Joel Wells, RB	8	0	0	48
1957	Bob Spooner, RB	5	0	0	30
	Bill Mathis, RB	5	0	0	30
1958	Harvey White, QB	5	0	0	30
1959	Bill Mathis, RB	11	0	4	70
1960	Bill McGuirt, RB	9	0	0	54
1961	Ron Scrudato, RB	8	0	0	48
1962	Rodney Rogers, PK	0	7	13	34
1963	Frank Pearce, PK	0	4	21	33
1964	Hal Davis, RB	5	0	0	30
1965	Hugh Mauldin, RB	4	0	0	24
	Thomas Ray, QB	4	0	0	24
1966	Jacky Jackson, TB	8	0	0	48
1967	Buddy Gore, TB	9	0	0	54
1968	Ray Yauger, TB	7	0	2	42
1969	Ray Yauger, TB	11	0	2	68
1970	Eddie Seigler, PK	0	8	16	40
1971	Eddie Seigler, PK	0	11	14	47
1972	Eddie Seigler, PK	0	11	14	47
1973	Smiley Sanders, RB	10	0	0	60
1974	Mark Fellers, QB	9	0	0	54
1975	Steve Fuller, QB	6	0	0	36
1977	Lester Brown, TB	9	0	0	54
1978	Lester Brown, TB	17	0	0	102
1979	Obed Ariri, PK	0	16	14	62
1980	Obed Ariri, PK	0	23	18	87
1981	Cliff Austin, TB	9	0	0	54
1982	Cliff Austin, TB	14	0	0	84
1983	Bob Paulling, PK	0	18	36	90
1984	Donald Igwebuike, PK	0	16	41	89
1985	Kenny Flowers, TB	13	0	0	78
1986	Terrence Flagler, TB	13	0	0	78
1987	David Treadwell, PK	0	18	33	87
1988	Terry Allen, TB	10	0	0	60
1989	Chris Gardocki, PK	0	22	41	107
1990	Chris Gardocki, PK	0	22	30	96
1991	Nelson Welch, PK	0	19	31	88
1992	Nelson Welch, PK	0	22	23	89

1993	Nelson Welch, PK	0	15	17	62
1994	Nelson Welch, PK	0	16	14	62
1995	Emory Smith, FB	15	0	0	90
1996	Raymond Priester, TB	7	0	2	44
1997	David Richardson, PK	0	13	17	56
1998	David Richardson, PK	0	8	20	44
1999	Travis Zachery, TB	16	0	0	96
2000	Travis Zachery, TB	18	0	0	108
2001	Aaron Hunt, PK	0	10	44	74
2002	Aaron Hunt, PK	0	17	37	88
2003	Aaron Hunt, PK	0	18	38	92
2004	Reggie Merriweather, TB	11	0	0	66
2005	Jad Dean, PK	0	24	34	106
2006	James Davis, RB	17	0	0	102
2007	Mark Buchholz, PK	0	22	48	114
2008	Mark Buchholz, PK	0	15	40	85
2009	C.J. Spiller, RB	21	0	2	128
2010	Chandler Catanzaro, PK	0	14	34	76
2011	Chandler Catanzaro, PK	0	22	52	118
2012	Chandler Catanzaro, PK	0	18	57	111
2013	Chandler Catanzaro, PK	0	13	60	99
2014	Ammon Lakip, PK	0	21	43	106
2015	Greg Huegel, PK	0	27	56	137
2016	Greg Huegel, PK	0	14	71	113
2017	Travis Etienne, RB	13	0	0	78
2018	Travis Etienne, RB	26	0	0	156
2019	Travis Etienne, RB	23	0	0	138
2020	B.T. Potter, PK	0	18	61	115
2021	B.T. Potter, PK	0	21	38	101
2022	B.T. Potter, PK	0	20	49	109

RUSHING YARDS

Year	Player, Pos.	Car.	Yards	Avg.
1935	Joe (Net) Berry, TB	99	457	4.5
1936	Mac Fogler, FB	144	522	3.6
1937	Don Willis, WB	99	329	3.3
1938	Don Willis, FB	103	483	4.7
1939	Charlie Timmons, FB	146	556	3.8
1940	Chippy Maness, TB	86	472	5.4

BANKS McFADDEN TIED FOR THE 1938 TEAM LEAD IN POINTS (30).



YEARLY LEADERS

1941	Charlie Timmons, FB	149	635	4.3
1942	Marion Butler, TB	145	616	4.2
1943	James Whitmire, WB	72	376	5.2
1944	Sid Tinsley, TB	126	479	3.8
1945	Dewey Quinn, FB	89	392	4.4
1946	Bobby Gage, TB	58	264	4.5
1947	Bobby Gage, TB	114	502	4.4
1948	Ray Mathews, WB	113	646	5.7
1949	Ray Mathews, TB	118	728	6.0
1950	Fred Cone, FB	184	845	4.6
1951	Billy Hair, TB	160	698	4.4
1952	Red Whitten, FB	115	455	4.0
1953	Don King, QB	79	243	3.1
1954	Joel Wells, RB	74	352	4.8
1955	Joel Wells, RB	135	782	5.8
1956	Joel Wells, RB	174	803	4.6
1957	Bob Spooner, RB	88	358	4.1
1958	Doug Cline, FB	103	450	4.3
1959	Doug Cline, FB	119	482	4.1
1960	Bill McGuirt, FB	99	320	3.2
1961	Ron Scruduto, FB	99	341	3.4
1962	Pat Crain, FB	94	348	3.7
1963	Pat Crain, FB	137	513	3.7
1964	Hal Davis, RB	87	533	6.1
1965	Hugh Mauldin, RB	194	664	3.4
1966	Buddy Gore, TB	186	750	4.0
1967	Buddy Gore, TB	230	1045	4.5
1968	Buddy Gore, TB	184	776	4.2
1969	Ray Yauger, TB	223	968	4.3
1970	Ray Yauger, TB	183	711	3.9
1971	Rick Gilstrap, TB	144	514	3.6
1972	Wade Hughes, RB	177	761	4.3
1973	Smiley Sanders, RB	113	627	5.5
1974	Ken Callicutt, RB	161	809	5.0
1975	Ken Callicutt, RB	145	572	3.9
1976	Warren Ratchford, TB	119	676	5.7
1977	Warren Ratchford, TB	118	616	5.2
1978	Lester Brown, TB	202	1022	5.1
1979	Marvin Sims, FB	158	743	4.7
1980	Chuck McSwain, TB	114	544	4.8
1981	Cliff Austin, TB	163	824	5.1
1982	Cliff Austin, TB	197	1064	5.4
1983	Kevin Mack, FB	151	862	5.7
1984	Stacey Driver, TB	139	627	4.5
1985	Kenny Flowers, TB	227	1200	5.3
1986	Terrence Flagler, TB	192	1258	6.6
1987	Terry Allen, TB	183	973	5.3
1988	Terry Allen, TB	216	1192	5.5
1989	Joe Henderson, TB	178	848	4.8
1990	Ronald Williams, TB	178	941	5.3
1991	Rodney Blunt, TB	175	747	4.3
1992	Rodney Blunt, TB	149	812	5.4
1993	Derrick Witherspoon, TB	111	519	4.7
1994	Lamont Pegues, TB	92	390	4.2
1995	Raymond Priestester, TB	231	1322	5.6
1996	Raymond Priestester, TB	257	1345	5.2
1997	Raymond Priestester, TB	223	956	4.3
1998	Travis Zachery, TB	158	635	4.0
1999	Travis Zachery, TB	185	820	4.4
2000	Woodrow Dantzler, QB	190	1028	5.4
2001	Woodrow Dantzler, QB	221	1061	4.8
2002	Yusef Kelly, RB	125	520	4.2
2003	Duane Coleman, TB	133	615	4.6
2004	Reggie Merriweather, TB	136	670	4.9
2005	James Davis, RB	165	879	5.3
2006	James Davis, RB	203	1187	5.8
2007	James Davis, RB	214	1064	5.0
2008	James Davis, RB	171	751	4.4
2009	C.J. Spiller, RB	216	1212	5.6
2010	Jamie Harper, RB	197	760	3.9
2011	Andre Ellington, RB	224	1178	5.3
2012	Andre Ellington, RB	212	1081	5.1
2013	Roderick McDowell, RB	189	1025	5.4
2014	Wayne Gallman, RB	161	769	4.8
2015	Wayne Gallman, RB	283	1527	5.4
2016	Wayne Gallman, RB	232	1133	4.9
2017	Travis Etienne, RB	107	766	7.2
2018	Travis Etienne, RB	204	1658	8.1
2019	Travis Etienne, RB	207	1614	7.8
2020	Travis Etienne, RB	168	914	5.4
2021	Will Shipley, RB	149	738	5.0
2022	Will Shipley, RB	210	1182	5.6

PASSING YARDS/EFFICIENCY

Year	Player	Att.	Cm.	Pct.	Yards
1935	Joe (Net) Berry	72	42	58.3	422
1936	Joe (Net) Berry	99	32	32.3	434
1937	Bob Bailey	88	35	39.8	579
1938	Bob Bailey	35	18	51.4	272

1939	Banks McFadden	70	31	44.3	581
1940	Chippy Maness	51	19	37.3	388
1941	Booty Payne	90	36	40.0	582
1942	Butch Butler	90	38	42.2	504
1943	Butch Butler	34	12	35.3	166
1944	Sid Tinsley	51	11	21.6	248
1945	Butch Butler	45	11	24.4	239
1946	Dutch Leverman	62	26	41.9	501

Year	Player	Att.	Cm.	Pct.	Yards	Eff.
1947	Bobby Gage	109	47	41.3	1002	126.7
1948	Bobby Gage	105	42	40.0	799	119.5
1949	Ray Mathews	72	24	33.3	487	100.9
1950	Billy Hair	71	29	40.8	644	128.1
1951	Billy Hair	164	67	40.9	1004	93.6
1952	Don King	69	23	33.3	317	52.5
1953	Don King	98	46	46.9	706	101.8
1954	Don King	72	32	44.4	468	92.4
1955	Don King	79	33	41.8	586	96.4
1956	Charlie Bussey	68	26	38.2	330	78.8
1957	Harvey White	95	46	48.4	841	154.6
1958	Harvey White	87	43	49.4	492	89.2
1959	Harvey White	107	56	52.3	770	123.8
1960	Lowndes Shingler	145	61	44.1	790	79.0
1961	Jim Parker	98	46	46.9	735	108.4
1962	Jim Parker	67	30	44.8	431	77.9
1963	Jim Parker	117	52	44.4	728	88.6
1964	Thomas Ray	59	21	35.6	253	60.3
1965	Thomas Ray	175	74	42.3	1019	85.0
1966	Jimmy Addison	186	103	55.4	1491	125.5
1967	Jimmy Addison	174	82	47.1	924	89.7
1968	Billy Ammons	162	74	45.7	1006	90.8
1969	Tommy Kendrick	227	107	47.1	1457	97.8
1970	Tommy Kendrick	267	133	49.8	1407	96.5
1971	Tommy Kendrick	152	64	42.1	1040	96.8
1972	Ken Pengitore	131	55	42.0	831	85.6
1973	Ken Pengitore	188	82	43.6	1370	110.4
1974	Mark Fellers	92	42	45.7	783	142.1
1975	Willie Jordan	73	40	54.8	728	158.3
1976	Steve Fuller	116	58	50.0	835	114.4
1977	Steve Fuller	205	106	51.7	1655	124.8
1978	Steve Fuller	187	101	54.0	1515	130.1
1979	Billy Lott	174	90	51.7	1184	108.4
1980	Homer Jordan	172	85	49.4	1311	111.4
1981	Homer Jordan	196	107	54.6	1630	130.5
1982	Homer Jordan	100	55	55.5	674	104.2
1983	Mike Eppley	166	99	59.6	1410	146.0
1984	Mike Eppley	213	116	54.5	1494	123.8
1985	Randy Anderson	123	63	51.2	703	96.4
1986	Rodney Williams	200	98	49.0	1245	99.9
1987	Rodney Williams	209	101	48.3	1486	107.9
1988	Rodney Williams	186	78	41.9	1144	98.2
1989	Chris Morocco	134	79	59.0	1131	141.7
1990	DeChane Cameron	194	98	50.5	1185	108.6
1991	DeChane Cameron	226	126	55.7	1601	115.5
1992	Patrick Sapp	144	60	41.7	750	88.1
1993	Patrick Sapp	133	66	49.6	1084	122.0
1994	Nealon Greene	94	51	54.3	524	102.4
1995	Nealon Greene	202	116	57.4	1537	129.8
1996	Nealon Greene	219	111	50.7	1446	110.9
1997	Nealon Greene	290	180	62.1	2212	138.1
1998	Brandon Streeter	282	150	53.2	1948	116.5
1999	Woodrow Dantzler	201	112	55.7	1506	127.5
2000	Woodrow Dantzler	244	137	56.1	1871	129.7
2001	Woodrow Dantzler	334	203	60.8	2578	139.8
2002	Charlie Whitehurst	214	123	57.5	1554	128.3
2003	Charlie Whitehurst	465	288	61.9	3561	135.6
2004	Charlie Whitehurst	349	177	50.7	2067	97.3
2005	Charlie Whitehurst	340	229	67.4	2483	133.5
2006	Will Proctor	304	183	60.2	2353	135.3
2007	Cullen Harper	433	282	65.1	2991	141.0
2008	Cullen Harper	360	221	61.4	2601	126.2
2009	Kyle Parker	369	205	55.6	2526	124.4
2010	Kyle Parker	341	196	57.5	2213	117.2
2011	Tajh Boyd	499	298	59.7	3828	141.2
2012	Tajh Boyd	427	287	67.2	3896	165.6
2013	Tajh Boyd	413	283	68.5	3851	168.7
2014	Deshawn Watson	137	93	67.9	1466	188.6
2015	Deshawn Watson	491	333	67.8	4104	156.3
2016	Deshawn Watson	579	388	67.0	4593	151.1
2017	Kelly Bryant	398	262	65.8	2802	131.7
2018	Trevor Lawrence	397	259	65.2	3280	157.6
2019	Trevor Lawrence	407	268	65.8	3665	166.7
2020	Trevor Lawrence	334	231	69.2	3153	169.2
2021	DJ Uiagalelei	374	208	55.6	2246	108.7
2022	DJ Uiagalelei	370	229	61.9	2521	135.0

Note: Leaders based on pass efficiency rating.

RECEPTIONS

Year	Player, Pos.	Rec.	Yards	Avg.
1938	Gus Goins, RE	8	123	15.4
1939	Joe Blalock, LE	15	322	21.5
1940	Joe Blalock, LE	10	211	21.1
1941	Joe Blalock, LE	13	240	18.5
1942	Marion Craig, BB	14	173	12.4
1943	Eddis Freeman, RE	8	175	21.9
1944	Eddis Freeman, LE	9	162	18.0
1945	Eddis Freeman, RE	7	156	22.3
1946	Eddis Freeman, RE	15	181	12.1
1947	John Poulos, LE	6	169	28.2
1948	Oscar Thompson, RE	19	333	17.5
1949	Glenn Smith, RE	25	446	17.8
1950	Glenn Smith, RE	24	498	20.8
1951	Glenn Smith, LE	39	632	16.2
1952	Otis Kempson, LE	18	217	12.1
1953	Dreher Gaskin, E	21	426	20.3
1954	Scott Jackson, E	11	151	13.7
1955	Joe Pagliei, RB	10	233	23.3
1956	Dalton Rivers, E	5	76	15.2
1957	Whitey Jordan, E	12	369	30.7
1958	George Usry, RB	18	171	9.5
1959	Bill Mathis, RB	18	319	17.7
1960	Harry Pavilack, RB	17	272	14.2
1961	Elmo Lam, RB	17	237	13.9
1962	Johnny Case, E	13	213	16.4
1963	Lou Fogle, E	17	218	12.8
1964	Hoss Hostettler, E	8	103	12.9
1965	Phil Rogers, FLK	36	466	12.9
1966	Phil Rogers, FLK	42	574	13.7
1967	Phil Rogers, FLK	28	429	15.3
1968	Charlie Waters, WR	22	411	18.6
	Jack Anderson, WR	22	344	15.6
1969	Charlie Waters, FLK	44	738	16.9
1970	John McMakin, TE	40	532	13.3
1971	John McMakin, TE	29	421	14.5
1972	Dennis Goss, FLK	21	385	18.3
1973	Bennie Cunningham, TE	22	341	15.5
1974	Bennie Cunningham, TE	24	391	16.3
1975	Joey Walters, WR	26	394	15.2
1976	Jerry Butler, WR	33	484	14.7
1977	Jerry Butler, WR	47	824	17.5
1978	Jerry Butler, WR	58	908	15.7
1979	Perry Tuttle, WR	36	544	15.1
1980	Perry Tuttle, WR	53	915	17.3
1981	Perry Tuttle, WR	52	883	17.0
1982	Jeff Stockstill, WR	25	247	9.9
1983	Ray Williams, WR	19	342	18.0
1984	Terrance Roulhac, WR	26	512	19.7
1985	Terrance Roulhac, WR	31	533	17.2
1986	Ray Williams, WR	20	280	14.0

YEARLY LEADERS

PUNT RETURN YARDS

Year	Player	PR	Yards	Avg.
1938	Shad Bryant	27	487	18.0
1939	Shad Bryant	31	202	6.5
1940	Chippy Maness	22	169	7.7
1941	Butch Butler	23	225	9.8
1942	Butch Butler	24	164	6.8
1943	Butch Butler	13	114	8.8
1944	Sid Tinsley	17	142	8.4
1945	Butch Butler	26	280	10.8
1946	Hal Leonard	8	73	9.1
1947	Bobby Gage	14	98	7.0
1948	Bobby Gage	12	203	16.9
1949	Jackie Calvert	15	131	8.7
1950	Jackie Calvert	13	206	15.8
1951	Billy Hair	13	142	10.9
1952	Pete Cook	14	134	14.0
1953	Don King	4	36	9.0
1954	Joe Pagliei	7	134	19.1
1955	Jim Coleman	4	77	19.3
1956	Jim Coleman	10	113	11.3
1957	George Usry	8	59	7.4
1958	Bobby Morgan	11	154	14.0
1959	George Usry	17	183	10.8
1960	Harry Pavilack	6	112	18.7
1961	Elmo Lam	8	179	22.4
1962	Mack Matthews	4	96	24.0
1963	Hugh Mauldin	17	193	11.4
1964	Hugh Mauldin	9	100	11.1
1965	Jacky Jackson	8	73	9.1
1966	Frank Liberatore	11	122	11.1
1967	Richie Luzzi	21	143	6.8
1968	Richie Luzzi	16	178	11.1
1969	Don Kelley	19	165	8.7
1970	Don Kelley	24	389	16.2
1971	Jeff Siepe	9	148	16.4
1972	Jeff Siepe	25	125	5.0
1973	Peanut Martin	18	158	8.8
1974	Joey Walters	9	84	9.3
1975	Stan Rome	12	100	8.3
1976	Joey Walters	15	88	5.9
1977	Willie Jordan	33	300	9.1
1978	Willie Jordan	21	269	12.1
1979	Hollis Hall	27	160	5.9
1980	Terry Kinard	12	50	4.2
1981	Billy Davis	34	275	8.1
1982	Billy Davis	24	160	6.7
1983	Billy Davis	17	83	4.9
1984	Reggie Pleasant	28	173	6.2
1985	Kevin Brady	17	45	2.6
1986	Donnell Woolford	25	203	8.1
1987	Donnell Woolford	23	345	15.0
1988	Donnell Woolford	29	192	6.6
1989	James Lott	27	226	8.4
1990	Dexter Davis	32	229	7.2
1991	Darnell Stephens	29	362	12.5
1992	Robert O'Neal	17	145	8.5
1993	Andre Humphrey	13	179	13.8
1994	Dexter McCleon	13	71	5.5
1995	Antwan Wyatt	21	249	11.9
1996	Dexter McCleon	14	105	7.5
1997	Tony Horne	32	332	10.4
1998	Travis Zachery	26	216	8.3
1999	Mal Lawyer	14	118	8.4
2000	Joe Don Reames	23	281	12.2
2001	Brian Mance	16	211	13.2
2002	Derrick Hamilton	35	377	10.8
2003	Derrick Hamilton	29	218	7.5
2004	Justin Miller	26	339	13.0
2005	Chansi Stuckey	27	199	7.4
2006	Jacoby Ford	15	166	11.1
2007	C.J. Spiller	16	137	8.6
2008	C.J. Spiller	18	189	10.5
2009	C.J. Spiller	8	210	26.3
2010	Marcus Gilchrist	23	233	10.1
2011	DeAndre Hopkins	10	49	4.9
2012	Adam Humphries	18	86	4.8
2013	Adam Humphries	20	212	10.6
2014	Adam Humphries	31	178	5.7
2015	Artavis Scott	13	55	4.2
2016	Ray-Ray McCloud	21	176	8.4
2017	Ray-Ray McCloud	25	303	12.1
2018	Amari Rodgers	39	299	7.7
2019	Amari Rodgers	18	151	8.4
2020	Amari Rodgers	9	64	7.1
2021	Will Taylor	6	64	10.7
2022	Antonio Williams	15	129	8.6

KICKOFF RETURN YARDS

Year	Player	KOR	Yards	Avg.
1938	Shad Bryant	5	132	26.4
1939	Shad Bryant	3	54	18.0
1940	Booty Payne	2	43	21.5
1941	Charlie Timmons	6	155	25.8
1942	Marion Craig	5	90	18.0
1943	Bill Rogers	7	138	19.7
1944	Sid Tinsley	9	247	27.4
1945	Butch Butler	8	156	19.5
1946	Bill Rogers	4	84	21.0
1947	Bobby Gage	10	244	24.4
1948	Ray Mathews	6	134	22.3
1949	Fred Cone	7	148	21.1
1950	Jackie Calvert	13	206	15.8
1951	Billy Hair	7	183	26.1
1952	Buck George	7	140	20.0
1953	Joe Pagliei	5	99	19.8
1954	Joe Pagliei	7	138	19.7
1955	Joel Wells	8	181	22.6
1956	Joel Wells	6	140	23.3
1957	George Usry	4	105	26.3
1958	Charlie Horne	6	144	24.0
1959	Bill Mathis	10	294	29.4
1960	Mack Matthews	7	104	14.9
1961	Wendal Black	10	213	21.3
1962	Mack Matthews	10	215	21.5
1963	Mack Mathews	6	139	23.2
1964	Hugh Mauldin	7	181	25.6
1965	Tom Duley	14	311	22.2
1966	Jacky Jackson	16	368	23.0
1967	Jacky Jackson	11	210	19.1
1968	Jack Anderson	10	257	25.7
1969	John Shields	25	539	21.6
1970	Bob Bosler	28	568	20.3
1971	Dennis Goss	15	355	23.7
1972	David Thomas	22	522	22.7
1973	Jay Washington	22	474	21.5
1974	Warren Ratchford	20	480	24.0
1975	Willie Scott	26	541	20.8
1976	Warren Ratchford	12	226	18.9
1977	Willie Jordan	14	298	21.3
1978	Willie Jordan	11	232	21.1
1979	Andy Headen	10	214	21.4
1980	Andy Headen	12	195	16.3
1981	Perry Tuttle	12	266	22.2
1982	Steve Griffin	9	172	19.1
1983	Ray Williams	21	494	23.5
1984	Ray Williams	19	354	18.6
1985	Ray Williams	26	502	19.3
1986	Terrance Roulhac	18	578	32.1
1987	Joe Henderson	14	407	^29.1
1988	Wesley McFadden	16	324	20.3
1989	Doug Thomas	12	249	20.8
1990	Doug Thomas	11	333	30.3
1991	Larry Ryans	14	319	22.8
1992	Greg Hood	12	274	22.8
1993	Andre Humphrey	29	663	22.9
1994	Andre Humphrey	22	500	22.7
1995	Antwan Wyatt	18	452	25.1
1996	Tony Horne	8	212	26.5
1997	Tony Horne	19	536	28.2
1998	Antwan Edwards	13	350	26.9
1999	Joe Don Reames	15	332	22.1
2000	Joe Don Reames	9	180	21.1
2001	Brian Mance	25	588	23.5
2002	Derrick Hamilton	32	696	21.8
2003	Justin Miller	17	417	24.5
2004	Justin Miller	20	661	^33.1
2005	Aaron Kelly	10	266	26.6
2006	Jacoby Ford	13	426	32.8
2007	C.J. Spiller	19	547	28.8
2008	C.J. Spiller	19	516	27.2
2009	C.J. Spiller	23	775	32.8
2010	Marcus Gilchrist	27	639	23.7
2011	Sammy Watkins	33	826	25.0
2012	Sammy Watkins	13	257	19.8
2013	Sammy Watkins	14	293	20.9
2014	T.J. Green	21	445	21.2
2015	Artavis Scott	15	371	24.7
2016	Artavis Scott	23	535	23.3
2017	Travis Etienne	19	389	20.5
2018	Derion Kendrick	13	299	23.0
2019	Joseph Ngata	14	325	23.2
2020	Lyn-J Dixon	9	210	23.3
2021	Will Shipley	14	380	27.1
2022	Will Shipley	13	324	24.9

^ - led the nation

ALL-PURPOSE YARDS

Year	Player, Pos.	Rush	Rec	PR	KOR	Total
1961	Elmo Lam, TB	270	237	179	26	712
1962	Mack Matthews, TB	266	30	96	215	607
1963	Hugh Mauldin, TB	218	110	63	193	584
1964	Hal Davis, TB	533	56	39	110	738
1965	Hugh Mauldin, RB	686	91	---	61	838
1966	Buddy Gore, TB	750	10	---	302	1062
1967	Buddy Gore, TB	1045	45	---	118	1208
1968	Buddy Gore, TB	776	10	---	217	1003
1969	Ray Auger, TB	968	130	---	65	1163
1970	Ray Auger, TB	711	112	---	---	823
1971	Rick Gilstrap, TB	514	-4	---	201	711
1972	Wade Hughes, FB	761	23	---	32	816
1973	Jay Washington, RB	428	28	---	474	930
1974	Ken Callicutt, RB	809	76	---	---	885
1975	Ken Callicutt, RB	572	47	---	---	619
1976	Warren Ratchford, TB	676	23	---	226	925
1977	Jerry Butler, WR	6	824	---	---	830
1978	Lester Brown, TB	1022	55	---	---	1077
1979	Marvin Sims, FB	743	48	---	---	791
1980	Perry Tuttle, WR	23	915	---	---	938
1981	Perry Tuttle, WR	21	883	---	266	1170
1982	Cliff Austin, TB	1064	15	---	---	1079
1983	Kevin Mack, FB	866	116	---	---	982
1984	Stacey Driver, TB	627	53	---	---	680
1985	Kenny Flowers, TB	1200	26	---	40	1266
1986	Terence Flagler, TB	1258	188	---	---	1446
1987	Terry Allen, TB	973	80	---	73	1126
1988	Terry Allen, TB	1192	125	---	7	1324
1989	Joe Henderson, TB	848	97	---	188	1133
1990	Ronald Williams, TB	941	1	---	---	942
1991	Rodney Blunt, TB	747	178	---	---	925
1992	Rodney Blunt, TB	824	17	---	---	841
1993	Andre Humphrey, CB	---	---	179	663	842
1994	Antwan Wyatt, WR	256	282	---	---	538
1995	Antwan Wyatt, WR	34	683	249	452	1418
1996	Raymond Priestner, TB	1345	115	---	---	1460
1997	Tony Horne, WR	7	907	332	536	1782
1998	Travis Zachery, TB	635	144	216	---	995
1999	Rod Gardner, WR	1	1084	---	---	1085
2000	Travis Zachery, TB	1027	313	30	---	1370
2001	Derrick Hamilton, WR	38	684	23	476	1221
2002	Derrick Hamilton, WR	208	602	377	696	1883
2003	Derrick Hamilton, WR	111	1026	218	360	1735
2004	Airese Currie, WR	8	868	---	212	1088
2005	Chansi Stuckey, WR	78	770	199	22	1069
2006	C.J. Spiller, RB	938	210	33	234	1415
2007	C.J. Spiller, RB	748	271	137	547	1723
2008	C.J. Spiller, RB	629	436	189	516	1770
2009	C.J. Spiller, RB	1212	503	210	755	2661
2010	Jamie Harper, RB	760	328	---	43	1131
2011	Sammy Watkins, WR	231	1219	12	826	2288
2012	Andre Ellington, RB	1081	232	---	178	1491
2013	Sammy Watkins, WR	11	1464	0	293	1768
2014	Mike Williams, WR	---	1030	---	---	1030
2015	Wayne Gallman, RB	1527	213	---	---	1740
2016	Mike Williams, WR	---	1361	---	---	1361
2017	Travis Etienne, RB	766	57	---	389	1212
2018	Travis Etienne, RB	1658	78	0	0	1736
2019	Travis Etienne, RB	1614	432	---	128	2174
2020	Travis Etienne, RB	914	588	44	189	*1772
2021	Will Shipley, RB	738	116	---	380	1234
2022	Will Shipley, RB	1182	242	---	324	1748

* - includes 37 yards on a missed field-goal return

INTERCEPTIONS

Year	Player, Pos.	Int.	Yards
1938	Shad Bryant, DB	3	29
1939	Banks McFadden, DB	2	27
1940	Charlie Timmons, DB	4	5
1941	Charlie Wright, DB	4	44
1942	Butch Butler, DB	4	37
1943	Butch Butler, DB	3	3
1944	Billy G. Rogers, DB	3	22
1945	Eddis Freeman, DB	3	24
1946	Gerald Leverman, DB	2	10
1947	Ray Mathews, DB	2	66
1948	Ray Mathews, DB	5	49
1949	Jim Reynolds, DB	3	13
1950	Fred Knoebel, CB	6	64
1951	Fred Knoebel, CB	7	39
1952	Pete Cook, SS	4	47
1953	Ken Moore, DB	2	85
1954	Don King, DB	2	14
1955	Charlie Bussey, DB	2	52
1956	Joel Wells, DB	2	6
1957	Doug Cline, DB	2	34
1958	Bobby Morgan, DB	2	9

YEARLY LEADERS

1959	George Usry, DB	3	106
1960	Joe Anderson, DB	3	29
1961	Harry Pavilack, DB	2	3
1962	Rodney Rogers, DB	3	16
1963	Jimmy Bell, DB	3	48
1964	Jimmy Bell, DB	5	0
1965	Wayne Page, DB	4	17
1966	Phil Marion, DB	4	31
1967	Richie Luzzi, DB	3	54
1968	John Fulmer, DB	3	24
1969	Dale Henry, DB	3	29
1970	Don Kelley, DB	3	156
1971	Bobby Johnson, DB	4	57
1972	Bobby Johnson, DB	3	16
1973	Lynn Carson, DB	5	65
1974	Dennis Smith, DB	6	47
1975	Peanut Martin, CB	2	9
1976	Randy Scott, LB	2	6
1977	Steve Ryan, CB	6	67
1978	Rex Varn, SS	4	148
1979	Terry Kinard, FS	3	93
1980	Eddie Geathers, CB	3	20
1981	Terry Kinard, FS	6	51
1982	Johnny Rembert, LB	6	128
1983	Ty Davis, CB	4	21
1984	Terence Mack, OLB	3	28
1985	Kenny Danforth, SS	2	24
1986	Delton Hall, CB	4	121
1987	Donnell Woolford, CB	5	0
1988	Gene Beasley, SS	3	27
1989	Robert O'Neal, FS	8	96
1990	Dexter Davis, CB	6	32
1991	Tyron Mouzon, SS	3	18
1992	Darnell Stephens, SS	3	55
1993	Dexter McCleon, CB/QB	3	14
1994	Dexter McCleon, CB	4	27
1995	Brian Dawkins, SS	6	55
1996	Peter Ford, CB	2	66
1997	Antwan Edwards, CB	4	81
1998	Antwan Edwards, CB	2	56
1999	Robert Carswell, FS	6	72
2000	Alex Ardley, CB	6	61
2001	Charles Hafley, SS	4	2
2002	Justin Miller, CB	8	50
2003	Jamaal Fudge, ROV	4	66
2004	Jamaal Fudge, ROV	3	55
2005	C.J. Gaddis, CB	3	36
2006	Crezdon Butler, CB	3	35
2007	Chris Chancellor, CB	4	12
2008	Michael Hamlin, S	6	111
2009	DeAndre McDaniel, S	8	128
2010	DeAndre McDaniel, S	4	33
2011	Jonathan Meeks, S	3	58
2012	Rashard Hall, S	4	17
2013	Jayron Kearse, S	4	62
2014	Jadar Johnson, S	2	84
2015	Cordrea Tankersley, CB	5	50
2016	Jadar Johnson, S	5	44
2017	Ryan Carter, CB	3	12
2018	A.J. Terrell, CB	3	95
2019	Tanner Muse, S	4	13
2020	Nolan Turner, S	3	52
2021	Andrew Booth Jr., CB	3	0
2022	R.J. Mickens, S	3	0

Note: Ties broken by return yards.

PUNTING AVERAGE

Year	Player	Punts	Yards	Avg.
1938	Bob Bailey	44	1631	37.1
1939	Banks McFadden	65	2828	43.5
1940	Chippy Maness	51	1989	39.0
1941	Booty Payne	47	1931	41.1
1942	Butch Butler	73	2679	36.7
1943	Butch Butler	32	1316	41.1
1944	Sid Tinsley	52	2070	39.8
1945	Butch Butler	50	1864	37.3
1946	Gerald Leverman	30	1067	35.5
1947	Bobby Gage	52	2054	39.5
1948	Bobby Gage	37	1317	35.6
1949	Jackie Calvert	26	1087	41.8
1950	Billy Hair	17	612	36.0
1951	Billy Hair	45	1476	32.8
1952	Jack Shown	55	2074	37.7
1953	Don King	18	668	37.1
1954	Joe Pagliei	26	955	36.7
1955	Joe Pagliei	20	782	39.1
1956	Charlie Bussey	39	1410	36.1
1957	Charlie Horne	22	695	31.6
1958	Bill Mathis	22	787	35.8



WILL SPIERS LED THE TIGERS IN PUNTING FOR FIVE YEARS IN A ROW (2017-21).

1959	Lowndes Shingler	24	858	35.8
1960	Eddie Wernitz	38	1376	36.2
1961	Eddie Wernitz	56	2249	40.2
1962	Eddie Wernitz	41	1667	40.7
1963	Hugh Mauldin	37	1157	31.3
1964	Don Barfield	60	2191	36.5
1965	Don Barfield	62	2503	40.4
1966	Don Barfield	55	2132	38.7
1967	Sammy Cain	64	2423	37.9
1968	Sammy Cain	60	2235	37.3
1969	Sammy Cain	48	1785	37.3
1970	Jack Anderson	35	1434	41.0
1971	Tony Anderson	73	2714	37.2
1972	Tony Anderson	71	2724	38.4
1973	Mitch Tyner	61	2552	41.8
1974	Mitch Tyner	66	2649	40.1
1975	Richard Holliday	31	1083	35.0
1976	Mike O'Cain	55	2110	38.4
1977	David Sims	64	2462	38.7
1978	David Sims	50	2010	40.2
1979	David Sims	79	3468	43.9
1980	Richard Hendley	52	2001	38.5
1981	Dale Hatcher	44	1908	43.4
1982	Dale Hatcher	46	1871	40.7
1983	Dale Hatcher	47	2051	43.6
1984	Dale Hatcher	54	2361	43.7
1985	Andy Newell	57	2276	39.9
1986	Bill Spiers	59	2310	39.2
1987	Rusty Seyle	53	2011	37.9
1988	Chris Gardocki	45	1924	42.8
1989	Chris Gardocki	48	2062	43.0
1990	Chris Gardocki	58	2580	44.5
1991	Chuck Lynch	58	2146	37.0

1992	Nelson Welch	63	2525	40.1
1993	Nelson Welch	41	1579	38.5
1994	Nelson Welch	76	2980	39.2
1995	Chris McNally	50	2136	42.7
1996	Kevin Laird	69	2568	37.2
1997	Kevin Laird	67	2865	42.8
1998	Kevin Laird	75	3114	41.5
1999	Ryan Romano	65	2594	39.9
2000	Jamie Somaini	65	2552	39.3
2001	Wynn Kopp	48	1848	38.5
2002	Wynn Kopp	63	2340	37.1
2003	Cole Chason	58	2238	38.6
2004	Cole Chason	66	2656	40.2
2005	Cole Chason	50	1822	36.4
2006	Cole Chason	50	2064	41.3
2007	Jimmy Maners	55	2354	42.8
2008	Jimmy Maners	49	1985	40.5
2009	Dawson Zimmerman	55	2153	39.1
2010	Dawson Zimmerman	60	2563	42.7
2011	Dawson Zimmerman	65	2717	41.8
2012	Spencer Benton	48	1880	39.2
2013	Bradley Pinion	56	2205	39.4
2014	Bradley Pinion	75	3194	42.6
2015	Andy Teasdall	67	2647	39.5
2016	Andy Teasdall	61	2321	38.0
2017	Will Spiers	67	2723	40.6
2018	Will Spiers	64	2541	39.7
2019	Will Spiers	53	2240	42.3
2020	Will Spiers	45	1979	44.0
2021	Will Spiers	63	2612	41.5
2022	Aidan Swanson	62	2620	42.3

Note: Leaders based on 3.6 punts per game or most punts that season if no one attempted 3.6 per game.

CLASS RECORDS

RUSHING YARDS

FY Freshman:	941 by Ronald Williams (1990)
Freshman:	973 by Terry Allen (1987)
Sophomore:	1658 by Travis Etienne (2018)
Junior:	1614 by Travis Etienne (2019)
Senior:	1258 by Terrence Flagler (1986)

RUSHING YARDS PER GAME

FY Freshman:	85.6 by Ronald Williams (1990)
Freshman:	88.5 by Terry Allen (1987)
Sophomore:	110.5 by Travis Etienne (2018)
Junior:	112.1 by Raymond Priestler (1996)
Senior:	106.4 by Cliff Austin (1982)

Note: Minimum 75 percent of games played.

YARDS PER CARRY

Freshman:	*7.27 by C.J. Spiller (2006)
Sophomore:	8.13 by Travis Etienne (2018)
Junior:	7.80 by Travis Etienne (2019)
Senior:	7.12 by Adam Choice (2018)

Note: Minimum 70 carries.

RUSHING TOUCHDOWNS

Freshman:	*13 by Travis Etienne (2017)
Sophomore:	24 by Travis Etienne (2018)
Junior:	19 by Travis Etienne (2019)
Senior:	14 by Fred Cone (1950), Cliff Austin (1982), Travis Etienne (2020)

PASSING YARDS

Freshman:	*3280 by Trevor Lawrence (2018)
Sophomore:	4104 by Deshaun Watson (2015)
Junior:	4593 by Deshaun Watson (2016)
Senior:	3851 by Tajh Boyd (2013)

PASSING EFFICIENCY

Freshman:	*188.6 by Deshaun Watson (2014)
Sophomore:	166.7 by Trevor Lawrence (2019)
Junior:	169.2 by Trevor Lawrence (2020)
Senior:	168.7 by Tajh Boyd (2013)

Note: Minimum 70 passing attempts.

COMPLETION PERCENTAGE

Freshman:	*67.9 by Deshaun Watson (2014)
Sophomore:	67.8 by Deshaun Watson (2015)
Junior:	69.2 by Trevor Lawrence (2020)
Senior:	68.5 by Tajh Boyd (2013)

Note: Minimum 70 passing attempts.

PASSING TOUCHDOWNS

Freshman:	*30 by Trevor Lawrence (2018)
Sophomore:	36 by Trevor Lawrence (2019)
Junior:	41 by Deshaun Watson (2016)
Senior:	34 by Tajh Boyd (2013)

RECEPTIONS

Freshman:	*82 by Sammy Watkins (2011)
Sophomore:	93 by Artavis Scott (2015)
Junior:	101 by Sammy Watkins (2013)
Senior:	98 by Mike Williams (2016)

RECEIVING YARDS

Freshman:	*1219 by Sammy Watkins (2011)
Sophomore:	1030 by Mike Williams (2014)
Junior:	1464 by Sammy Watkins (2013)
Senior:	1361 by Mike Williams (2016)

YARDS PER RECEPTION

Freshman:	*21.7 by Justyn Ross (2018)
Sophomore:	30.5 by Martavis Bryant (2012)
Junior:	32.1 by Gary Cooper (1988)
Senior:	30.7 by Whitey Jordan (1957)

Note: Minimum 10 receptions.

RECEIVING TOUCHDOWNS

Freshman:	*12 by Sammy Watkins (2011)
Sophomore:	12 by Tee Higgins (2018)
Junior:	18 by DeAndre Hopkins (2012)
Senior:	11 by Mike Williams (2016)

TOTAL OFFENSE

Freshman:	*3457 by Trevor Lawrence (2018)
Sophomore:	5209 by Deshaun Watson (2015)
Junior:	5219 by Deshaun Watson (2016)
Senior:	4251 by Tajh Boyd (2013)

POINTS

FY Freshman:	78 by Sammy Watkins (2011)
Freshman:	137 by Greg Huegel (2015)
Sophomore:	156 by Travis Etienne (2018)
Junior:	138 by Travis Etienne (2019)
Senior:	128 by C.J. Spiller (2009)

TOTAL TOUCHDOWNS

Freshman:	*13 by Sammy Watkins (2011), Travis Etienne (2017)
Sophomore:	26 by Travis Etienne (2018)
Junior:	23 by Travis Etienne (2019)
Senior:	21 by C.J. Spiller (2009)

FIELD GOALS

FY Freshman:	19 by Chris Gardocki (1988)
Freshman:	27 by Greg Huegel (2015)
Sophomore:	22 by Chris Gardocki (1989), Nelson Welch (1992), Chandler Catanzaro (2011)
Junior:	24 by Jad Dean (2005)
Senior:	23 by Obed Ariri (1980)

PUNT RETURN YARDS

Freshman:	*362 by Darnell Stephens (1991)
Sophomore:	377 by Derrick Hamilton (2002)
Junior:	487 by Shad Bryant (1938)
Senior:	332 by Tony Horne (1997)

PUNT RETURN AVERAGE

Freshman:	*12.5 by Darnell Stephens (1991)
Sophomore:	13.8 by Andre Humphrey (1993)
Junior:	18.0 by Shad Bryant (1938)
Senior:	16.9 by Bobby Gage (1948)

Note: Minimum 10 punt returns.

KICKOFF RETURN YARDS

Freshman:	*826 by Sammy Watkins (2011)
Sophomore:	696 by Derrick Hamilton (2002)
Junior:	661 by Justin Miller (2004)
Senior:	755 by C.J. Spiller (2009)

KICKOFF RETURN AVERAGE

Freshman:	*35.1 by Justin Miller (2002)
Sophomore:	29.1 by Joe Henderson (1987)
Junior:	34.5 by Derrick Hamilton (2003)
Senior:	32.8 by C.J. Spiller (2009)

Note: Minimum 10 kickoff returns.

ALL-PURPOSE YARDS

Freshman:	*2288 by Sammy Watkins (2011)
Sophomore:	1883 by Derrick Hamilton (2002)
Junior:	2174 by Travis Etienne (2019)
Senior:	2680 by C.J. Spiller (2009)

TACKLES

Freshman:	*150 by Anthony Simmons (1995)
Sophomore:	186 by Keith Adams (1999)
Junior:	170 by Bubba Brown (1978)
Senior:	175 by Jeff Davis (1981)

SACKS

FY Freshman:	7 by Dexter Lawrence (2016)
Freshman:	7 by Michael Dean Perry (1984), Chester McGlockton (1989), Dexter Lawrence (2016)
Sophomore:	16 by Keith Adams (1999)
Junior:	15.5 by Da'Quan Bowers (2010)
Senior:	12.5 by Gaines Adams (2006)

TACKLES FOR LOSS

FY Freshman:	12 by Myles Murphy (2020)
Freshman:	15 by Michael Dean Perry (1984)
Sophomore:	35 by Keith Adams (1999)
Junior:	27 by Leroy Hill (2003)
Senior:	27 by William Perry (1984), Rob Bodine (1991)

INTERCEPTIONS

Freshman:	*8 by Robert O'Neal (1989), Justin Miller (2002)
Sophomore:	6 by Fred Knoebel (1950)
Junior:	8 by DeAndre McDaniel (2009)
Senior:	6 by many (5)

PASS BREAKUPS

FY Freshman:	9 by Robert O'Neal (1989), Justin Miller (2002), Andrew Mukuba (2021)
Freshman:	10 by Alex Ardley (1998)
Sophomore:	13 by James Lott (1987), Justin Miller (2003)
Junior:	21 by Tye Hill (2004)
Senior:	17 by Dextra Polite (1999)

PASSES DEFENDED

Freshman:	*17 by Robert O'Neal (1989), Justin Miller (2002)
Sophomore:	17 by James Lott (1987)
Junior:	21 by Tye Hill (2004)
Senior:	21 by Dextra Polite (1999)

Note: Interceptions & pass breakups.

INTERCEPTION RETURN YARDS

Freshman:	*96 by Robert O'Neal (1989)
Sophomore:	109 by Rex Varn (1977)
Junior:	156 by Don Kelley (1970)
Senior:	128 by Johnny Rember (1982)

PUNTING AVERAGE

Freshman:	*43.4 by Dale Hatcher (1981)
Sophomore:	43.0 by Chris Gardocki (1989)
Junior:	44.5 by Chris Gardocki (1990)
Senior:	44.0 by Will Spiers (2020)

SNAPS

Freshman:	*1049 by Mitch Hyatt (2015)
Sophomore:	1121 by Deshaun Watson (2015)
Junior:	1115 by Deshaun Watson (2016)
Senior:	1096 by Eric Mac Lain (2015)

FY - first-year; * - also the most by a first-year freshman

SENIOR CLASS RECORDS

OVERALL WINS

Rk	Class	Win %	W-L
1.	2018	.932	55-4
	2019	.932	55-4
3.	2020	.911	51-5
4.	2017	.893	50-7
5.	2016	.875	49-7
	2021	.891	49-6
7.	2022	.833	45-9
8.	2015	.852	46-8
9.	2014	.792	42-11
10.	1990	.833	40-8

OVERALL WIN PERCENTAGE

Rk	Class	W-L	Win %
1.	2018	55-4	.932
	2019	55-4	.932
3.	2020	51-5	.911
4.	2021	49-6	.891
5.	2017	50-7	.877
6.	2016	49-7	.875
7.	2015	46-8	.852
8.	1903	19-3-1	.848
9.	1984	37-6-2	.844
10.	1990	40-8	.833
	2022	45-9	.833

Note: Minimum 20 games.

CONFERENCE WINS

Rk	Class	Win %	W-L
1.	2020	.939	31-2
2.	2018	.938	30-2
	2019	.938	30-2
	2021	.909	30-3
	2022	.909	30-3
6.	2015	.875	28-4
	2016	.875	28-4
	2017	.875	28-4
9.	2014	.813	26-6
10.	2013	.750	24-8

CONFERENCE WIN PERCENTAGE

Rk	Class	W-L	Win %
1.	2020	31-2	.939
2.	2018	30-2	.938
	2019	30-2	.938
4.	1940	13-0-2	.933
5.	1941	16-1-1	.917
6.	2021	30-3	.909
	2022	30-3	.909
8.	2015	28-4	.875
	2016	28-4	.875
	2017	28-4	.875

Note: Minimum 15 games.

HOME WINS

Rk	Class	Win %	W-L
1.	2017	.964	27-1
	2018	.964	27-1
	2019	.964	27-1
	2020	1.000	27-0
5.	2014	.929	26-2
	2015	.929	26-2
	2016	.929	26-2
	2021	1.000	26-0
9.	2022	.962	25-1
10.	2012	.857	24-4
	2013	.857	24-4

HOME WIN PERCENTAGE

Rk	Class	W-L	Win %
1.	2020	27-0	1.000
	2021	26-0	1.000
3.	1930	13-0-1	.964
	2017	27-1	.964
	2018	27-1	.964
	2019	27-1	.964
7.	2022	25-1	.962
8.	2014	26-2	.929
	2015	26-2	.929
	2016	26-2	.929

Note: Minimum 14 games.

SNAP RECORDS

CAREER

ALL PLAYERS

Rk	Player	Pos.	Years	Snap
1.	Mitch Hyatt	OT	2015-18	3754
2.*	Dalton Freeman	C	2009-12	3361
3.*	Landon Walker	OT	2008-11	3131
4.*	Kyle Young	C	1998-01	3097
5.*	Glenn Rountree	OG	1994-97	3048
6.	Tajh Boyd	QB	2010-13	2963
7.*	Jordan McFadden	OT	2018-22	2960
8.*	Charlie Whitehurst	QB	2002-05	2875
9.	Eric Harmon	OG	1987-90	2870
10.	Barry Richardson	OT	2004-07	2778
11.	Jim Bundren	OT	1994-97	2772
12.*	Brandon Thomas	OL	2010-13	2765
13.	Robert Carswell	FS	1997-00	2760
14.	DeAndre McDaniel	S	2007-10	2750
15.*	Rashard Hall	S	2009-12	2697
16.*	Michael Hamlin	S	2005-08	2683
17.	Jeb Flesch	OG	1988-91	2657
18.*	T.J. Watkins	OG/TE	1998-01	2655
19.	Will Putnam	OL	2019-22	2611
20.	Nealon Greene	QB	1994-97	2607
21.	Deshawn Watson	QB	2014-16	2562
22.	Jay Guillermo	C	2013-16	2552
23.	Robert O'Neal	FS	1989-92	2547
24.	Tremayne Anchrum	OT	2016-19	2516
25.*	Thomas Austin	OL	2006-09	2501
26.	Stacy Seegars	OG	1990-93	2457
27.*	Christian Wilkins	DL	2015-18	2441
28.	Antoine McClain	OG	2008-11	2438
29.*	Tyrone Crowder	OG	2014-17	2432
30.	Jamaal Fudge	S	2002-05	2411
31.*	Kendall Joseph	LB	2015-18	2410
32.*	Chris Clemons	S	2005-08	2408
	Aaron Kelly	WR	2005-08	2408
	* Hunter Renfrow	WR	2015-18	2408
35.*	Chris Chancellor	CB	2006-09	2383
36.	Jordan Leggett	TE	2013-16	2372
37.	Cedric Johnson	OG	2001-04	2355
38.	Chad Carson	LB	1998-01	2353
39.	Dexter McCleon	CB/QB	1993-96	2349
40.	Jeff Bak	C	1985-88	2346
41.	Holland Postell	OT	1995-98	2337
42.	Rodney Williams	QB	1985-88	2335
43.	Raymond Priestler	TB	1994-97	2329
44.	Sean Pollard	OL	2016-19	2328
45.	Nathan Bennett	OG	2003-06	2308
46.	Will Young	OG	1992-95	2293
47.	Travis Zachery	TB	1998-01	2289
48.	Alex Ardley	CB	1998-01	2283
49.	Stephone Anthony	LB	2011-14	2264
50.*	Chris Hairston	OT	2007-10	2260

SEASON

BY CLASS

Class	Player	Pos.	Year	Snap
Freshman	Mitch Hyatt	OT	2015	1049
Sophomore	Deshawn Watson	QB	2015	1121
Junior	Deshawn Watson	QB	2016	1115
Senior	* Eric Mac Lain	OG	2015	1096

OFFENSIVE TACKLE

Rk	Player	Cl.	Year	Snap
1.	Mitch Hyatt	Fr.	2015	1049
2.	Landon Walker	Gr.	2011	1033
3.	Mitch Hyatt	So.	2016	994
4.	Jordan McFadden	Gr.	2022	989
	Blake Miller	Fr.	2022	989
6.	Brandon Thomas	Jr.	2012	987
7.	Joe Gore	Gr.	2015	976
8.	John McDermott	Jr.	1999	923
9.	Kalon Davis	Sr.	2014	903
10.	Barry Richardson	Sr.	2007	890

OFFENSIVE GUARD

Rk	Player	Cl.	Year	Snap
1.	Eric Mac Lain	Gr.	2015	1096
2.	Taylor Hearn	So.	2016	1022
3.	Tyler Shatley	Jr.	2012	939
4.	Antoine McClain	Sr.	2011	921
5.	Walker Parks	Jr.	2022	916
6.	Gregory Walker	Jr.	2002	887
7.	Tyrone Crowder	Jr.	2016	869
8.	John Phillips	Jr.	1986	864
9.	John Simpson	Jr.	2018	858
10.	T.J. Watkins	Sr.	2001	855

CENTER

Rk	Player	Cl.	Year	Snap
1.	Jay Guillermo	Jr.	2015	1092
2.	Jay Guillermo	Sr.	2016	1071
3.	Dalton Freeman	Jr.	2011	1044
4.	Will Putnam	Sr.	2022	996
5.	Dalton Freeman	Gr.	2012	959
6.	Justin Falcinelli	Jr.	2017	932
7.	Kyle Young	So.	1999	919
8.	Kyle Young	Gr.	2001	854
9.	Kyle Young	Jr.	2000	845
10.	Ryan Norton	So.	2013	841

QUARTERBACK

Rk	Player	Cl.	Year	Snap
1.	Deshawn Watson	So.	2015	1121
2.	Deshawn Watson	Jr.	2016	1115
3.	Tajh Boyd	So.	2011	997
4.	Tajh Boyd	Jr.	2012	959
5.	Charlie Whitehurst	So.	2003	943
6.	Cullen Harper	Jr.	2007	942
7.	Kelly Bryant	Jr.	2017	886
8.	Tajh Boyd	Sr.	2013	868
9.	DJ Uiagalelei	So.	2021	862
10.	Trevor Lawrence	So.	2019	842

TAILBACK

Rk	Player	Cl.	Year	Snap
1.	Wayne Gallman	So.	2015	798
2.	Wayne Gallman	Jr.	2016	786
3.	Andre Ellington	Jr.	2011	754
4.	Raymond Priestler	Jr.	1996	729
5.	Will Shipley	So.	2022	646
6.	Travis Zachery	So.	1999	625
7.	Travis Zachery	Sr.	2001	612
8.	Andre Ellington	Sr.	2012	606
9.	Roderick McDowell	Gr.	2013	603
10.	Raymond Priestler	Sr.	1997	596

FULLBACK

Rk	Player	Cl.	Year	Snap
1.	Emory Smith	Jr.	1995	598
2.	Wesley McFadden	Sr.	1989	532
3.	Chris Lancaster	So.	1986	526
4.	Rudy Harris	Jr.	1991	513
5.	Emory Smith	Fr.	1993	495
6.	Tracy Johnson	Jr.	1987	476
7.	Emory Smith	Sr.	1996	443
8.	Wesley McFadden	Jr.	1988	389
9.	Rudy Harris	Sr.	1992	338
10.	Howard Hall	So.	1990	335

TIGHT END

Rk	Player	Cl.	Year	Snap
1.	Jordan Leggett	Sr.	2016	954
2.	Jordan Leggett	Jr.	2015	892
3.	Dwayne Allen	Jr.	2011	890
4.	Dwayne Allen	So.	2010	765
5.	Davis Allen	Sr.	2022	701
6.	Brandon Ford	Gr.	2012	695
7.	Michael Palmer	Sr.	2009	669
8.	Stacy Fields	Sr.	1990	617
9.	Tyrone Gibson	So.	1991	607
10.	Milan Richard	Jr.	2017	600

WIDE RECEIVER

Rk	Player	Cl.	Year	Snap
1.	Rod Gardner	Jr.	1999	798
2.	Jackie Robinson	Gr.	2002	760
3.	Aaron Kelly	Jr.	2007	756
4.	DeAndre Hopkins	So.	2011	751
5.	Mike Williams	So.	2014	749
6.	Aaron Kelly	Sr.	2008	744
7.	DeAndre Hopkins	Jr.	2012	738
8.	Rod Gardner	Sr.	2000	732
9.	Brian Wofford	Sr.	1999	724
10.	Artavis Scott	So.	2015	722

DEFENSIVE END

Rk	Player	Cl.	Year	Snap
1.	Kevin Dodd	Jr.	2015	784
2.	Malliciah Goodman	Jr.	2011	767
3.	Clelin Ferrell	Fr.	2016	759
4.	Andre Branch	Sr.	2011	755
5.	Shaq Lawson	Jr.	2015	722
6.	Clelin Ferrell	So.	2017	717
7.	Christian Wilkins	So.	2016	706
8.	Clelin Ferrell	Jr.	2018	691
9.	Da'Quan Bowers	Jr.	2010	683
10.	Bryant McNeal	Jr.	2001	679

DEFENSIVE TACKLE

Rk	Player	Cl.	Year	Snap
1.	Carlos Watkins	Sr.	2016	758
2.	Rennie Moore	Sr.	2011	723
3.	Brandon Thompson	Sr.	2011	722
4.	Jovon Bush	Sr.	2001	679
5.	Christian Wilkins	Jr.	2017	668
6.	Dexter Lawrence	Fr.	2016	643
7.	DeJuan Polk	Gr.	2003	627
8.	Donnell Washington	Jr.	2003	625
9.	Christian Wilkins	Gr.	2018	621
10.	Lorenzo Bromell	Sr.	1997	618

LINEBACKER

Rk	Player	Cl.	Year	Snap
1.	Kendall Joseph	So.	2016	930
2.	B.J. Goodson	Sr.	2015	911
3.	Ben Boulware	Sr.	2016	882
4.	Keith Adams	So.	1999	864
5.	Ben Boulware	Jr.	2015	850
6.	Barrett Carter	So.	2022	832
7.	Chad Carson	So.	1999	818
	Isaiah Simmons	Jr.	2019	818
9.	Stephone Anthony	Jr.	2013	802
10.	Chad Carson	Sr.	2001	789

CORNERBACK

Rk	Player	Cl.	Year	Snap
1.	Coty Sensabaugh	Gr.	2011	993
2.	Cordrea Tankersley	Jr.	2015	887
3.	Cordrea Tankersley	Sr.	2016	858
4.	Alex Ardley	So.	1999	850
5.	Brian Mance	Sr.	2002	823
6.	Justin Miller	So.	2003	815
7.	A.J. Terrell	So.	2018	805
8.	Marcus Gilchrist	Sr.	2010	790
9.	A.J. Terrell	Jr.	2019	785
10.	Tye Hill	Jr.	2004	784

SAFETY

Rk	Player	Cl.	Year	Snap
1.	Van Smith	So.	2016	929
2.	Jadar Johnson	Sr.	2016	913
3.	Marcus Gilchrist	Jr.	2009	902
4.	DeAndre McDaniel	Jr.	2009	893
5.	Charles Hafley	Gr.	2001	881
6.	Robert Carswell	Jr.	1999	870
7.	Jayron Kearse	Jr.	2015	856
8.	Jamaal Fudge	So.	2002	850
9.	Jonathan Meeks	Sr.	2012	835
10.	Michael Hamlin	Gr.	2008	828

* - played final season as a graduate; Note: All records from 1986-22; only snaps on offensive and defensive plays (does not include snaps on special teams plays).

STREAK RECORDS

CONSECUTIVE GAMES (69)

by **Will Spiers**, 2017-21; **Will Swinney**, 2017-21; **B.T. Potter**, 2018-22

Notes: Spiers and Swinney played all 69 games from 2017-21 and helped Clemson to a 61-8 record. Potter played all 69 games from 2018-22 and helped Clemson to a 60-9 record.

CONSECUTIVE STARTS (69)

by **Will Spiers**, 2017-21

Notes: Spiers started each of his 69 games at punter.

CONSECUTIVE STARTS BY A NON-SPECIALIST (49)

by **Dalton Freeman**, 2009-12

Notes: Freeman started each of his last 49 games at center, including every game of the 2010, 2011 and 2012 seasons.

CONSECUTIVE STARTS BY A QUARTERBACK (40)

by **Tajh Boyd**, 2011-13

Notes: He started each of the last 40 games of his career at quarterback during the 2011-13 seasons and had a 32-8 record.

CONSECUTIVE 100-YARD RUSHING GAMES (6)

by **Travis Etienne**, 2019

Notes: Etienne's streak started against Florida State on Oct. 12 and ended when he totaled 51 rushing yards at South Carolina on Nov. 30.

CONSECUTIVE 100-YARD RECEIVING GAMES (3)

by **Charlie Waters**, 1969; **Tony Horne**, 1997; **Rod Gardner**, 2000; **DeAndre Hopkins**, 2012; **Sammy Watkins**, 2013 (2); **Cornell Powell**, 2020

Notes: Waters' streak covered first three games of his senior year. Horne's streak covered the first three games of his senior year. Hopkins' streak covered the last game of 2011 and the first two games of 2012. Watkins had two three-game streaks in his junior year. Powell's streak covered games 7-9 of his senior year.

CONSECUTIVE 300-YARD PASSING GAMES (3)

by **Tajh Boyd**, 2013

Notes: Boyd had two three-game streaks in his senior year.

CONSECUTIVE 200-YARD PASSING GAMES (11)

by **Tajh Boyd**, 2011

Notes: Boyd passed for at least 200 yards in each of the first 11 games of his sophomore year.

CONSECUTIVE GAMES SCORING (54)

by **B.T. Potter**, 2019-22

Notes: Potter scored a point in every game in each of his last four seasons.

CONSECUTIVE GAMES SCORING TOUCHDOWN (14)

by **C.J. Spiller**, 2009

Notes: Spiller was the only player in the nation to score at least one touchdown in every game in 2009.

CONSECUTIVE GAMES WITH RUSHING TOUCHDOWN (10)

by **Travis Etienne** (2019,20)

Notes: Etienne rushed for a touchdown in each of the final nine games of the 2019 season and the 2020 season opener. He was held out of the endzone against The Citadel before starting another seven-game streak.

CONSECUTIVE PLAYS RUSHING BALL (12)

by **Raymond Priestler**, 1997

Notes: Priestler ran 12 straight plays at Maryland in 1997, and he ended the game with 204 yards rushing in a record-tying 36 carries.

CONSECUTIVE GAMES WITH PASSING TOUCHDOWN (31)

by **Deshaun Watson**, 2014-16

Notes: The streak dated from the South Carolina game in 2014 through the 2016 National Championship Game versus Alabama.

CONSECUTIVE COMPLETIONS (19)

by **Deshaun Watson**, 2016

Notes: Watson completed his last nine passes against South Carolina and first 10 versus Virginia Tech.

CONSECUTIVE GAMES WITH COMPLETION (46)

by **Rodney Williams**, 1985-88

CONSECUTIVE GAMES WITH RECEIVING TOUCHDOWN (10)

by **DeAndre Hopkins**, 2012

Notes: The previous record was five games in a row, therefore Hopkins doubled the previous mark. He had at least one receiving touchdown in 12 of the 13 games in 2012.

CONSECUTIVE PASSES WITHOUT INTERCEPTION (366)

by **Trevor Lawrence**, 2019-20

Notes: The streak started in the first half at Louisville on Oct. 19, 2019. Lawrence did not throw an interception in the last eight games (239 pass attempts) of the 2019 season, then did not throw an interception in his first 127 pass attempts over five games in 2020.

CONSECUTIVE PASSES WITHOUT INTERCEPTION TO START CAREER (165)

by **Cullen Harper**, 2007

CONSECUTIVE GAMES WITH 200 TOTAL OFFENSE YARDS (13)

by **Deshaun Watson**, 2016

Notes: Watson's streak covered the final 11 games of 2015, and ended with the South Carolina State game in 2016.

CONSECUTIVE GAMES WITH RECEPTION (43)

by **Hunter Renfrow**, 2015-18

Notes: Renfrow's streak covered the final 43 games of his career, including the last three games of his freshman season in 2015 and 11 of the team's 15 games he played in 2016.

CONSECUTIVE EXTRA POINTS MADE (122)

by **B.T. Potter**, 2018-20

Notes: Potter made his first 122 extra-point attempts until his first miss against Boston College on Oct. 31, 2020.

CONSECUTIVE FIELD GOALS MADE (20)

by **Chandler Catanzaro**, 2011,12

Notes: Catanzaro's streak began with a game-winning 43-yard field goal against Wake Forest in 2011. He made his last eight field-goal attempts in 2011 and his first 12 field-goal attempts in 2012. The streak ended with a 48-yard attempt that missed wide-left by inches at Wake Forest. It was his only field-goal miss in 2012.

CONSECUTIVE GAMES MAKING FIELD GOAL (18)

by **Greg Huegel**, 2015-16

CONSECUTIVE GAMES WITH 40-YARD PUNTING AVERAGE (12)

by **Dale Hatcher**, 1983,84

Notes: Hatcher had a streak of 12 games broken with a 39.6-yard average in his last game in 1984.

CONSECUTIVE GAMES WITH SACK (9)

by **Da'Quan Bowers**, 2010

Notes: Bowers was involved in a sack in nine straight games, starting at Auburn (September 18) through Wake Forest (November 20). He had a half sack at Boston College that kept the streak alive.

CONSECUTIVE GAMES WITH INTERCEPTION (4)

by **Bobby Gage**, 1948; **Terry Kinard**, 1980,81; **Dexter Davis**, 1990; **Rashard Hall**, 2009

CONSECUTIVE DOUBLE-FIGURE TACKLE GAMES (19)

by **Jeff Davis**, 1980,81

CONSECUTIVE GAMES WITH TACKLE (53)

by **DeAndre McDaniel**; 2007-10

Notes: McDaniel had a tackle in all 53 of his career games. He also had at least two tackles in each of his last 38 games.

TEMPERATURE & DURATION RECORDS

HOTTEST KICKOFF TEMPERATURE

Date	Opponent	W-L	Score	Temp.
9-18-2004	at Texas A&M	L	6-27	95
9-3-2011	Troy	W	43-19	95
9-7-2019	Texas A&M	W	24-10	94
9-20-1997	Florida State	L	28-35	93
9-18-2010	at Auburn	L	24-27	93
9-4-1999	Marshall	L	10-13	92
9-17-2005	Miami (Fla.)	L	30-36	92
9-6-2008	The Citadel	W	45-17	91
9-13-2008	NC State	W	27-9	91
9-28-2019	at North Carolina	W	21-20	91
9-6-2014	South Carolina State	W	73-7	90
9-10-2016	Troy	W	30-24	90
9-22-2018	at Georgia Tech	W	49-21	90

Note: Home games in bold.

COLDEST KICKOFF TEMPERATURE

Date	Opponent	W-L	Score	Temp.
10-28-1961	at Auburn	L	14-24	24
12-31-2001	Louisiana Tech	W	49-24	32
11-10-2018	at Boston College	W	27-7	34
11-22-2008	at Virginia	W	13-3	35
12-5-2020	at Virginia Tech	W	45-10	37
11-9-1991	at North Carolina	W	21-6	38
11-25-1972	South Carolina	W	7-6	39
12-27-2009	Kentucky	W	21-13	39
11-14-1992	at Maryland	L	23-53	41
11-16-1996	NC State	W	40-17	41

Note: Home games in bold.

LONGEST GAMES

Date	Opponent	W-L	Score	Time
9-17-2005	Miami (Fla.)	L ^(30T)	30-36	4:10
11-7-2020	at Notre Dame	L ^(20T)	40-47	4:09
1-9-2017	Alabama	W	35-31	4:08
1-2-2004	Tennessee	W	27-14	4:05
9-9-2006	at Boston College	L ^(20T)	33-34	4:00
9-4-2004	Wake Forest	W ^(20T)	37-30	3:58
10-29-2016	at Florida State	W	37-34	3:56
1-13-2020	LSU	L	25-42	3:56
10-1-2001	at NC State	W	45-37	3:55
10-2-2010	Miami (Fla.)	L	21-30	3:54

Note: Home games in bold.

SHORTEST GAMES

Date	Opponent	W-L	Score	Time
9-17-1977	at Georgia	W	7-6	2:05
10-9-1971	Duke	W	3-0	2:10
10-7-1972	at Georgia Tech	L	9-31	2:10
10-14-1972	Duke	L	0-7	2:10
10-13-1973	Virginia	W	32-26	2:10
9-28-1996	Wake Forest	W	21-10	2:16
10-13-1979	at Virginia Tech	W	21-0	2:17
10-27-1990	at Wake Forest	W	24-6	2:18
9-22-1979	Georgia	W	12-7	2:22
10-8-1988	at Virginia	W	10-7	2:23
9-6-1997	App State	W	23-12	2:23

Note: Home games in bold.

CONSECUTIVE GAMES WITH TACKLE FOR LOSS (20)

by **Keith Adams**, 1999,00

Notes: Adams had at least one tackle for loss in every game in 1999 and the first eight games of 2000. Georgia Tech ended his streak in 2000.

WINNING STREAKS

Overall:	29	Began with a 48-7 win over Furman on Sept. 1, 2018 and ended with a 42-25 loss to LSU in the National Championship Game on Jan. 13, 2020.
Home:	40	Began with a 56-7 win over South Carolina on Nov. 26, 2017 and ended with a 31-30 loss against South Carolina on Nov. 26, 2022.
Away:	14	Began with a 38-31 win at NC State on Nov. 4, 2017 and ended with a 47-40 double-overtime loss at Notre Dame on Nov. 7, 2020.
vs. ACC:	28	Began with a 24-10 win over Georgia Tech on Oct. 28, 2017 and ended with a 47-40 double-overtime loss at Notre Dame on Nov. 7, 2020 (includes ACC Championship Games).

Note: Clemson's longest unbeaten streaks are identical.

INDIVIDUAL DEFENSIVE SEASON & CAREER BESTS

SEASON

TACKLES

Rk Player, Pos.	Year	Tac.
1. Keith Adams, LB	1999	186
2. Anthony Simmons, LB	1996	178
3. Jeff Davis, LB	1981	175
4. Bubba Brown, LB	1978	170
5. John Leake, LB	2002	169
6. Rodney Thomas, LB	2002	167
7. Jeff Davis, LB	1980	160
B.J. Goodson, LB	2015	160
9. Anthony Simmons, LB	1997	158
10. Chad Carson, LB	2000	156

TACKLES FOR LOSS

Rk Player, Pos.	Year	TFL
1. Keith Adams, LB	1999	35.0
2. William Perry, MG	1984	27.0
Rob Bodine, MG	1991	27.0
Leroy Hill, LB	2003	27.0
5. Da'Quan Bowers, DE	2010	26.0
6. Shaq Lawson, DE	2015	25.5
7. Anthony Simmons, LB	1997	25.0
8. Michael Dean Perry, DT	1987	24.0
9. Kevin Dodd, DE	2015	23.5
10. Vic Beasley, DE	2013	23.0

SACKS

Rk Player, Pos.	Year	Sacks
1. Keith Adams, LB	1999	16.0
2. Da'Quan Bowers, DE	2010	15.5
3. Vic Beasley, DE	2013	13.0
4. Gaines Adams, DE	2006	12.5
Shaq Lawson, DE	2015	12.5
6. Vic Beasley, DE	2014	12.0
Kevin Dodd, DE	2015	12.0
8. Clelin Ferrell, DE	2018	11.5
9. Adrian Dingle, DE	1998	10.5
Andre Branch, DE	2011	10.5
Carlos Watkins, DT	2016	10.5

PASS BREAKUPS

Rk Player, Pos.	Year	PBU
1. Tye Hill, CB	2004	21
2. Dextra Polite, CB	1999	17
3. Ty Davis, CB	1984	15
Delton Hall, CB	1985	15
Donnell Woolford, CB	1987	15
Donnell Woolford, CB	1988	15
Antwan Edwards, DB	1997	15
Garry Peters, CB	2014	15
9. Reggie Pleasant, CB	1984	14
Delton Hall, CB	1986	14
Jerome Henderson, CB	1989	14
Antwan Edwards, CB	1998	14

PASSES DEFENDED

Rk Player, Pos.	Year	Int.	PBU	PD
1. Dextra Polite, CB	1999	4	17	21
Tye Hill, CB	2004	0	21	21
3. Donnell Woolford, CB	1987	5	15	20
4. Antwan Edwards, CB	1997	4	15	19
5. Terry Kinard, FS	1982	6	12	18
Delton Hall, CB	1986	4	14	18
7. Ty Davis, CB	1984	2	15	17
James Lott, CB	1987	4	13	17
Robert O'Neal, FS	1989	8	9	17
Brian Mance, CB	2002	6	11	17
Justin Miller, CB	2002	8	9	17
Bashaud Breeland, DB	2013	4	13	17

TAKEAWAYS

Rk Player, Pos.	Year	Int.	RF	Tot.
1. Robert O'Neal, FS	1989	8	1	9
2. Brian Dawkins, FS	1995	6	2	8
Justin Miller, CB	2002	8	0	8
DeAndre McDaniel, S	2009	8	0	8
5. Fred Knoebel, DB	1952	7	NA	7
Bobby Johnson, DB	1971	4	3	7
Terry Kinard, FS	1982	6	1	7
Dexter Davis, CB	1990	6	1	7
Robert Carswell, FS	1999	6	1	7
Rashard Hall, S	2009	6	1	7

CAREER

TACKLES

Rk Player, Pos.	Years	Tac.
1. Bubba Brown, LB	1976-79	515
2. Anthony Simmons, LB	1995-97	486
3. Jeff Davis, LB	1978-81	469
4. Chad Carson, LB	1998-01	448
5. John Leake, LB	2000-03	443
6. Ed McDaniel, LB	1988-91	389
7. Nick Watkins, LB	2004-07	386
8. Randy Scott, LB	1975-78	382
9. Keith Adams, LB	1998-00	379
10. Robert Carswell, FS	1997-00	374

TACKLES FOR LOSS

Rk Player, Pos.	Years	TFL
1. Michael Dean Perry, DT	1984-87	61.0
2. William Perry, MG	1981-84	60.0
3. Keith Adams, LB	1998-00	54.0
4. Vic Beasley, DE	2011-14	52.5
5. Anthony Simmons, LB	1995-97	52.0
6. Clelin Ferrell, DE	2016-18	50.0
7. Rob Bodine, MG	1989-91	48.0
Leroy Hill, LB	2001-04	48.0
9. Shaq Lawson, DE	2013-15	46.5
10. Brentton Buckner, DT	1990-93	46.0

SACKS

Rk Player, Pos.	Years	Sacks
1. Vic Beasley, DE	2011-14	33.0
2. Michael Dean Perry, DT	1984-87	28.0
Gaines Adams, DE	2003-06	28.0
4. William Perry, MG	1981-84	27.0
Clelin Ferrell, DE	2016-18	27.0
6. Adrian Dingle, DE	1995-98	23.0
Keith Adams, LB	1998-00	23.0
8. Brentton Buckner, DT	1990-93	22.0
Bryant McNeal, DE	1999-02	22.0
10. Chester McGlockton, DT	1989-91	20.5

PASS BREAKUPS

Rk Player, Pos.	Years	PBU
1. Donnell Woolford, CB	1985-88	44
2. Robert O'Neal, FS	1989-92	37
3. Antwan Edwards, CB	1995-98	35
Tye Hill, CB	2002-05	35
5. Delton Hall, CB	1983-86	33
6. Dexter Davis, CB	1988-90	32
Chris Chancellor, CB	2006-09	32
8. Justin Miller, CB	2002-04	31
9. Terry Kinard, FS	1979-82	30
10. Dexter McCleon, CB	1993-96	28

PASSES DEFENDED

Rk Player, Pos.	Years	Int.	PBU	PD
1. Donnell Woolford, CB	1985-88	10	44	54
2. Robert O'Neal, FS	1989-92	12	37	49
3. Terry Kinard, FS	1979-82	17	30	47
4. Justin Miller, CB	2002-04	13	31	44
5. Antwan Edwards, DB	1995-98	8	35	43
6. Dexter Davis, CB	1988-90	10	32	42
7. Chris Chancellor, CB	2006-09	9	32	41
8. Tye Hill, CB	2002-05	5	35	40
9. Delton Hall, CB	1983-86	6	33	39
10. Alex Ardley, CB	1998-00	12	26	38

CAUSED FUMBLES

Rk Player, Pos.	Years	CF
1. Jeff Davis, LB	1978-81	10
Ed McDaniel, ILB	1988-91	10
3. Danny Triplett, LB	1979-82	8
William Perry, MG	1981-84	8
Chester McGlockton, DT	1989-91	8
Malliciah Goodman, DE	2009-12	8
7. Levon Kirkland, OLB	1988-91	7
Keith Adams, LB	1998-00	7
Vic Beasley, DE	2011-14	7

RECOVERED FUMBLES

Rk Player, Pos.	Years	RF
1. Jeff Davis, LB	1978-81	8
2. William Perry, MG	1981-84	7
Levon Kirkland, OLB	1988-91	7
4. Willie Smith, DE	1954-57	6
Ronnie Ducworth, DE	1966-68	6
Gene Beasley, SS	1985-88	6
Doug Brewster, LB	1987-90	6

TAKEAWAYS

Rk Player, Pos.	Years	Int.	RF	Tot.
1. Terry Kinard, FS	1979-82	17	2	19
2. Michael Hamlin, S	2005-08	14	4	18
3. Rashard Hall, S	2009-12	14	3	17
4. DeAndre McDaniel, S	2007-10	15	1	16
5. Fred Knoebel, DB	1950-52	15	NA	15
Brian Dawkins, SS	1992-95	11	4	15
7. Eddie Geathers, CB	1977-80	12	2	14
Robert O'Neal, FS	1989-92	12	2	14
Justin Miller, CB	2002-04	13	1	14
10. Dexter Davis, CB	1988-90	10	3	13
Crezdon Butler, CB	2006-09	11	2	13

TAKEAWAY RETURN YARDS

Rk Player	Years	IR	FR	Total
1. Antwan Edwards	1995-98	8-195	2-104	10-299
2. Rex Varn	1976-79	10-275		10-275
3. Michael Hamlin	2005-08	14-243		14-243
Crezdon Butler	2006-09	11-243		11-243
5. Jonathan Meeks	2009-12	7-192	1-3	8-195
6. DeAndre McDaniel	2007-10	15-162	1-28	16-190
7. Rashard Hall	2009-12	14-186	1-(-6)	15-180
8. K'Von Wallace	2016-19	5-180		5-180
9. Don Kelley	1969-71	6-178		6-178
10. Van Smith	2015-17	4-165		4-165

DONNELL WOOLFORD HAD A
TIGER-RECORD 54 PASSES
DEFENDED IN HIS CAREER.

YEARLY DEFENSIVE LEADERS

TACKLES

Year	Player, Pos.	Tackles
1976	Randy Scott, LB	130
1977	Randy Scott, LB	133
1978	Bubba Brown, LB	170
1979	Bubba Brown, LB	150
1980	Jeff Davis, LB	160
1981	Jeff Davis, LB	175
1982	Terry Kinard, FS	89
1983	Henry Walls, LB	93
1984	William Perry, MG	100
1985	Henry Walls, LB	153
1986	Norman Haynes, LB	74
1987	James Earle, OLB	79
1988	Ed McDaniel, LB	104
1989	Doug Brewster, LB	100
1990	Ed McDaniel, LB	109
1991	Ed McDaniel, LB	114
1992	Tim Jones, LB	89
1993	Tim Jones, LB	109
1994	Tim Jones, LB	118
1995	Anthony Simmons, LB	150
1996	Anthony Simmons, LB	178
1997	Anthony Simmons, LB	158
1998	Chris Jones, LB	128
1999	Keith Adams, LB	186
2000	Chad Carson, LB	156
2001	Chad Carson, LB	137
2002	John Leake, LB	169
2003	Leroy Hill, LB	145
2004	Leroy Hill, LB	106
2005	Anthony Waters, LB	109
2006	Nick Watkins, LB	116
2007	Nick Watkins, LB	118
2008	Kavell Conner, LB	125
2009	Kavell Conner, LB	111
2010	DeAndre McDaniel, S	84
2011	Rashard Hall, S	89
2012	Jonathan Willard, LB	95
2013	Stephone Anthony, LB	131
2014	Stephone Anthony, LB	90
2015	B.J. Goodson, LB	160
2016	Ben Boulware, LB	131
2017	Dorian O'Daniel, LB	104
2018	Isaiah Simmons, S	97
2019	Isaiah Simmons, LB	107
2020	Baylon Spector, LB	72
2021	James Skalski, LB	100
2022	Jeremiah Trotter Jr., LB	92

Note: From coaches film grade.

TACKLES FOR LOSS

Year	Player, Pos.	TFL
1976	Randy Scott, LB	12
1977	Randy Scott, LB	18
1978	Randy Scott, LB	11
1979	Jim Stuckey, DT	20
1980	Steve Durham, DT	8
1981	Jeff Bryant, DT	19
1982	Edgar Pickett, DE	10
1983	William Perry, MG	15
1984	William Perry, MG	27
1985	Steve Berlin, DT	9
1986	Michael Dean Perry, DT	15
1987	Michael Dean Perry, DT	24
1988	Mark Drag, MG	12
1989	Chester McGlockton, DT	10
	Wayne Simmons, OLB	10
1990	Rob Bodine, MG	14
1991	Rob Bodine, MG	27
1992	Brentson Buckner, DT	18
1993	Brentson Buckner, DT	14
1994	Darnell Stephens, OLB	13
	Wardell Rouse, OLB	13
1995	Anthony Simmons, LB	11
1996	Trevor Pryce, DT	20
1997	Anthony Simmons, LB	25
1998	Rahim Abdullah, OLB	15
	Adrian Dingle, DE	15
1999	Keith Adams, LB	35
2000	Keith Adams, LB	19
2001	Bryant McNeal, DE	12
2002	Bryant McNeal, DE	14
2003	Leroy Hill, LB	27
2004	Leroy Hill, LB	19
2005	Gaines Adams, DE	15
2006	Gaines Adams, DE	17.5
2007	Phillip Merling, DE	17
2008	Jarvis Jenkins, DT	10

	Ricky Sapp, DE	10
2009	Ricky Sapp, DE	15
2010	Da'Quan Bowers, DE	26
2011	Andre Branch, DE	17
2012	Jonathan Willard, LB	10.5
2013	Vic Beasley, DE	23
2014	Vic Beasley, DE	21.5
2015	Shaq Lawson, DE	25.5
2016	Kendall Joseph, LB	13.5
	Carlos Watkins, DT	13.5
2017	Clelin Ferrell, DE	18
2018	Clelin Ferrell, DE	19.5
2019	Isaiah Simmons, LB	16
2020	Myles Murphy, DE	12
2021	Myles Murphy, DE	14
2022	Jeremiah Trotter Jr., LB	13.5

SACKS

Year	Player, Pos.	Sacks-Yards
1977	Archie Reese, DT	8-NA
1978	Jonathan Brooks, DE	6-NA
1979	Jim Stuckey, DT	10-NA
1980	Steve Durham, DT	6-44
1981	Jeff Bryant, DT	8-61
1982	Jim Scott, DT	6-44
1983	William Perry, MG	6-40
1984	William Perry, MG	10-68
1985	Steve Berlin, DT	3-26
1986	Michael Dean Perry, DT	9-60
1987	Michael Dean Perry, DT	10-86
1988	Jesse Hatcher, OLB	7.5-58
1989	Chester McGlockton, DT	7-46
1990	Vance Hammond, DT	8.5-63
1991	Rob Bodine, MG	7.5-62
1992	Ashley Sheppard, OLB	8.5-67
1993	Brentson Buckner, DT	6.5-42
1994	Darnell Stephens, OLB	8-54
1995	Patrick Sapp, OLB	5.5-33
1996	Trevor Pryce, DT	7.5-79
1997	Anthony Simmons, LB	8-57
1998	Adrian Dingle, DE	10.5-64
1999	Keith Adams, LB	16-122
2000	Keith Adams, LB	7-74
	Nick Eason, DT	7-63
2001	Bryant McNeal, DE	8-51
2002	Bryant McNeal, DE	9-63
2003	Leroy Hill, LB	8-57
2004	Leroy Hill, LB	8-66

2005	Gaines Adams, DE	9.5-64
2006	Gaines Adams, DE	12.5-87
2007	Phillip Merling, DE	7-50
2008	many (4)	2
2009	Ricky Sapp, DE	5-33
2010	Da'Quan Bowers, DE	15.5-112
2011	Andre Branch, DE	10.5-75
2012	Vic Beasley, DE	8-55
2013	Vic Beasley, DE	13-98
2014	Vic Beasley, DE	12-95
2015	Shaq Lawson, DE	12.5-90
2016	Carlos Watkins, DT	10.5-58
2017	Clelin Ferrell, DE	9.5-57
2018	Clelin Ferrell, DE	11.5-59
2019	Isaiah Simmons, LB	8-52
2020	Baylon Spector, LB	4.5-27
2021	Myles Murphy, DE	7-37
2022	Myles Murphy, DE	6.5-33
	Jeremiah Trotter Jr., LB	6.5-27

PASS BREAKUPS

Year	Player, Pos.	PBU
1977	Mark Heniford, DE	7
1978	Steve Ryan, CB	5
1979	Eddie Geathers, CB	6
1980	Willie Underwood, SS	8
1981	Hollis Hall, CB	11
1982	Terry Kinard, FS	12
1983	Rod McSwain, CB	11
1984	Ty Davis, CB	15
1985	Delton Hall, CB	15
1986	Delton Hall, CB	14
1987	Donnell Woolford, CB	15
1988	Donnell Woolford, CB	15
1989	Jerome Henderson, CB	14
1990	Dexter Davis, CB	9
1991	Robert O'Neal, FS	11
1992	Robert O'Neal, FS	9
1993	Brian Dawkins, SS	10
1994	Dexter McCleon, CB	7
1995	Dexter McCleon, CB	13
1996	Andy Ford, CB	6
	Dexter McCleon, CB	6
1997	Antwan Edwards, DB	15
1998	Antwan Edwards, CB	14
1999	Dextra Polite, CB	17
2000	Darrel Crutchfield, CB	9
2001	Charles Hafley, SS	10


2002	Brian Mance, CB	11
2003	Justin Miller, CB	13
2004	Tye Hill, CB	21
2005	Gaines Adams, DE	9
2006	Chris Clemons, S	8
2007	Chris Chancellor, CB	9
2008	Michael Hamlin, S	10
2009	Crezdon Butler, CB	10
2010	Marcus Gilchrist, CB	10
2011	Coty Sensabaugh, CB	13
2012	Garry Peters, CB	8
2013	Bashaud Breeland, DB	13
2014	Garry Peters, CB	15
2015	Cordrea Tankersley, CB	11
2016	Cordrea Tankersley, CB	11
2017	Ryan Carter, CB	10
2018	many (3)	7
2019	many (3)	10
2020	Derion Kendrick, CB	6
2021	Andrew Mukuba, S	9
2022	Nate Wiggins, CB	12

PASSES DEFENDED

Year	Player, Pos.	Int.	PBU	PD
1977	Steve Ryan, CB	6	4	10
1978	Steve Ryan, CB	4	5	9
1979	Eddie Geathers, CB	3	6	9
1980	Willie Underwood, SS	2	8	10
1981	Hollis Hall, CB	5	11	16
1982	Terry Kinard, FS	6	12	18
1983	Rod McSwain, CB	2	11	13
1984	Ty Davis, CB	2	15	17
1985	Delton Hall, CB	1	15	16
1986	Delton Hall, CB	4	14	18
1987	Donnell Woolford, CB	5	15	20
1988	Donnell Woolford, CB	1	15	16
1989	Robert O'Neal, FS	8	9	17
1990	Dexter Davis, CB	6	9	15
1991	Robert O'Neal, FS	2	11	13
1992	Robert O'Neal, FS	2	9	11
1993	Brian Dawkins, SS	6	9	15
1994	Dexter McCleon, CB	4	8	12
1995	Brian Dawkins, SS	6	9	15
	Dexter McCleon, CB	2	13	15
1996	many (3)	--	--	6
1997	Antwan Edwards, CB	4	15	19
1998	Antwan Edwards, CB	2	14	16
1999	Dextra Polite, CB	4	17	21
2000	Alex Ardley, CB	6	7	13
2001	Charles Hafley, SS	4	10	14
2002	Brian Mance, CB	6	11	17
	Justin Miller, CB	8	9	17
2003	Justin Miller, CB	2	13	15
2004	Tye Hill, CB	0	21	21
2005	Tye Hill, CB	3	7	10
2006	Chris Clemons, S	1	8	9
2007	Chris Chancellor, CB	4	9	13
2008	Michael Hamlin, S	6	10	16
2009	Crezdon Butler, CB	1	10	11
2010	Marcus Gilchrist, CB	1	10	11
2011	Coty Sensabaugh, CB	1	13	14
2012	Garry Peters, CB	1	8	9
2013	Bashaud Breeland, DB	4	13	17
2014	Garry Peters, CB	1	15	16
2015	Cordrea Tankersley, CB	5	11	16
2016	Cordrea Tankersley, CB	4	11	15
2017	Ryan Carter, CB	3	10	13
2018	A.J. Terrell, CB	3	7	10
2019	Isaiah Simmons, LB	3	10	13
2020	Derion Kendrick, CB	1	6	7
2021	Mario Goodrich, CB	2	9	11
2022	Nate Wiggins, CB	1	12	13

RECOVERED FUMBLES

Year	Player, Pos.	RF
1954	Wingo Avery, LB	3
1955	Willie Smith, DE	2
1956	Willie Smith, DE	3
1957	Ray Masneri, DE	2
1958	Bill Thomas, DL	2
1959	Harold Olson, DT	3
1960	Bob Coleman, LB	3
1961	Wendell Black, DB	3
1962	many	1
1963	many (4)	2
1964	Joe Blackwell, DL	3
1965	many (3)	2
1966	Wayne Page, DB	2
1967	George Burnett, DB	2



1968	Ronnie Ducworth, DE	3	2007	Rahim Abdullah, OLB	2	1983	Jimmy Bell, DB	3	0	3	Tyron Mouzon, SS	3	0	3	
1969	Ivan Southerland, DE	3	1998	Adrian Dingle, DE	2		Walter Cox, DL	1	2	3	1992	many (3)	--	--	3
1970	B.B. Elvington, DT	4	1999	Keith Adams, LB	3	1964	Jimmy Bell, DB	5	0	5	1993	many (3)	--	--	4
1971	Larry Hefner, LB	3	2000	many (3)	2		Richard Cooper, LB	3	2	5	1994	Andre Carter, FS	4	1	5
	Bobby Johnson, DB	3	2001	Nick Eason, DT	2	1965	Kit Jackson, DB	4	2	6	1995	Brian Dawkins, SS	6	2	8
1972	Jeff Stocks, DE	3	2002	Rodney Thomas, LB	2	1966	Phil Marion, DB	4	1	5	1996	Kelton Duniccan, FB	0	3	3
1973	G.G. Galloway, DT	3	2003	many (9)	1	1967	Jimmy Carter, LB	2	1	3	1997	Antwan Edwards, DB	4	0	4
1974	Willie Anderson, MG	2	2004	Travis Pugh, FS	2	1968	Bob Craig, DB	3	1	4	1998	Antwan Edwards, CB	2	2	4
1975	Dennis Smith, DB	3	2005	Dorell Scott, DT	2		Ronnie Ducworth, DE	0	4	4	1999	Robert Carswell, FS	6	1	7
1976	many (5)	2	2006	Gaines Adams, DE	3	1969	Bob Craig, DB	3	1	4	2000	Alex Ardley, CB	6	0	6
1977	Roy Eppes, DB	3		Duane Coleman, CB	3	1970	many (4)	--	--	4	2001	Charles Hafley, SS	4	1	5
1978	Randy Scott, ILB	3	2007	Michael Hamlin, S	2	1971	Bobby Johnson, DB	4	3	7	2002	Justin Miller, CB	8	0	8
1979	Jeff Davis, ILB	2		Nick Watkins, LB	2	1972	Jeff Siepe, DB	3	1	4	2003	Jamaal Fudge, ROV	4	1	5
1980	Jeff Davis, ILB	2	2008	Brandon Maye, LB	3		Jeff Stocks, DE	1	3	4	2004	Justin Miller, CB	3	1	4
	Joe Glenn, DE	2	2009	many (9)	1	1973	Lynn Carson, DB	5	1	6	2005	Jamaal Fudge, S	3	1	4
1981	Jeff Davis, ILB	4	2010	many (5)	1	1974	Dennis Smith, DB	6	0	6		Tye Hill, CB	3	1	4
1982	many (4)	2	2011	Rashard Hall, S	2	1975	Dennis Smith, DB	1	3	4	2006	many (4)	--	--	4
1983	William Devane, MG	4		Jonathan Meeks, S	2	1976	Randy Scott, LB	2	2	4	2007	Michael Hamlin, S	4	2	6
1984	William Perry, MG	3	2012	Corey Crawford, DE	2	1977	Steve Ryan, CB	6	0	6	2008	Michael Hamlin, S	6	0	6
1985	A.J. Johnson, FS	3	2013	Spencer Shuey, LB	4	1978	Steve Ryan, CB	4	2	6	2009	DeAndre McDaniel, S	8	0	8
	Henry Walls, ILB	3	2014	B.J. Goodson, LB	3	1979	Jeff Davis, ILB	3	2	5	2010	DeAndre McDaniel, S	4	0	4
1986	many (8)	1	2015	B.J. Goodson, LB	2	1980	Eddie Geathers, CB	3	1	4	2011	Jonathan Meeks, S	3	2	5
1987	Tony Stephens, MG	2	2016	Dexter Lawrence, DT	2	1981	Hollis Hall, CB	5	1	6	2012	Rashard Hall, S	4	0	4
1988	Gene Beasley, SS	3		Christian Wilkins, DE	2		Terry Kinard, FS	6	0	6	2013	many (3)	--	--	4
	Doug Brewster, ILB	3	2017	Dorian O'Daniel, LB	2	1982	Terry Kinard, FS	6	1	7	2014	Robert Smith, S	2	2	4
1989	Levon Kirkland, OLB	3	2018	Christian Wilkins, DT	2	1983	Ty Davis, CB	4	0	4	2015	Cordrea Tankersley, CB	5	0	5
	Vince Taylor, ILB	3	2019	many (11)	1		William Devane, MG	0	4	4	2016	Jadar Johnson, S	5	0	5
1990	many (3)	2	2020	many (9)	1	1984	Terence Mack, OLB	3	1	4	2017	Dorian O'Daniel, LB	2	2	4
1991	Levon Kirkland, OLB	2	2021	many (8)	1	1985	Henry Walls, ILB	2	3	5	2018	A.J. Terrell, CB	3	0	3
	Wayne Simmons, OLB	2	2022	many (8)	1	1986	Delton Hall, CB	5	0	5	2019	Tanner Muse, S	4	0	4
1992	many (8)	1				1987	Donnell Woolford, CB	5	1	6		Isaiah Simmons, LB	3	1	4
1993	many (3)	2				1988	Gene Beasley, SS	3	3	6	2020	many (3)	--	--	3
1994	LaMarick Simpson, DT	3				1989	Robert O'Neal, FS	8	1	9	2021	Andrew Booth Jr., CB	3	0	3
1995	Brian Dawkins, SS	2				1990	Dexter Davis, CB	6	1	7	2022	R.J. Mickens, S	3	0	3
1996	Kelton Duniccan, FB	3				1991	Kenzil Jackson, ILB	2	1	3					

Year	Player, Pos.	Int.	RF	Tot.
1961	Wendell Black, DB	0	3	3
1962	Rodney Rogers, DB	3	1	4

FOURTH QUARTER WINS

Year	Opponent	Site	Score	Decisive Play	Time Left
1948	Wake Forest	A	21-14	Fred Cone 1 run	11:56
	Auburn	A	7-6	Ray Mathews 1 run	6:35
	South Carolina	A	13-7	Oscar Thompson recovers blocked punt	4:15
1949	Auburn	N	20-20		
1950	South Carolina	A	14-14	Fred Cone TD	
	Miami (Fla.)	A	15-14	Sterling Smith tackles Frank Smith for a safety	6:00
1954	Florida	A	14-7	Don King 1 run	14:54
1955	Virginia Tech	A	21-16	Charlie Bussey-Joel Wells 60 pass	4:06
	Wake Forest	A	19-13	Billy O'Dell 1 run	2:20
1956	NC State	A	13-7	Charlie Horne 10 run	5:26
	Florida	A	20-20	Bob Spooner 1 run	0:32
1957	Wake Forest	H	13-6	Harvey White-Doug Cline 22 pass	1:36
1958	Vanderbilt	A	12-7	Harvey White 3 run	0:03
	NC State	A	13-6	George Ustry 1 run	12:16
	Virginia	H	20-15	Lowndes Shingler 1 run	14:00
	North Carolina	H	26-21	Doug Cline 2 run	2:52
1959	Wake Forest	H	33-31	George Ustry 1 run	4:24
1960	Virginia Tech	H	13-7	Lowndes Shingler 4 run	4:08
1962	NC State	A	7-0	Pat Crain 1 run	4:43
	Maryland	A	17-14	Rodney Rogers 23 FG	1:31
	South Carolina	H	20-17	Rodney Rogers 24 FG	1:24
	North Carolina	A	11-7	Jim Parker 1 run	7:54
1965	Virginia	A	20-14	Thomas Ray-Wayne Bell 16 pass	2:06
1966	Duke	H	9-6	Jimmy Addison-Phil Rogers 25 pass	2:32
	Wake Forest	A	23-21	Wilson Childers, James Tompkins tackle for a safety	0:25
	Virginia	H	40-35	Addison 75 pass to Jacky Jackson	3:49
1967	Duke	A	13-7	Buddy Gore 9 run	
1968	NC State	A	24-19	Ray Yauger 7 run	0:53
1971	Wake Forest	H	10-9	Eddie Seigler 29 FG	0:37
1973	Virginia	H	32-27	Ken Pengitore-Jim Lanzendoen 28 pass	6:44
1974	Georgia Tech	H	21-17	Mike O'Cain-Bennie Cunningham 3 pass	8:26
	Georgia	H	28-24	Mike O'Cain 1 run	8:44
1975	Wake Forest	H	16-14	Willie Jordan 34 FG	0:05
1976	The Citadel	H	10-7	Ciro Piccirillo 23 FG	0:54
	Florida State	A	15-12	Steve Fuller 1 run	6:36
1977	NC State	H	7-3	Steve Fuller-Jerry Butler 19 pass	12:46
	South Carolina	A	31-27	Steve Fuller-Jerry Butler 20 pass	0:49
1978	North Carolina	H	13-9	Lester Brown 1 run	9:48
1980	Virginia	A	27-24	Obed Ariri 52 FG	0:06
1982	Boston College	H	17-17	Donald Igwebuike 43 FG	5:40
1983	Wake Forest	H	24-17	Stacey Driver 2 run	4:13
1985	Virginia Tech	A	20-17	David Treadwell 36 FG	0:00
	Virginia	H	27-24	Kenny Flowers 12 run	13:45
1986	Georgia	A	31-28	David Treadwell 46 FG	0:00
	Maryland	A	17-17	David Treadwell 21 FG	0:10
	South Carolina	H	21-21	David Treadwell 31 FG	2:50
	Georgia	H	21-20	David Treadwell 21 FG	0:02
1987					

	Duke	H	17-10	Tracy Johnson 4 run	6:46
	North Carolina	A	13-10	David Treadwell 30 FG	0:32
1988	Virginia	A	10-7	Rodney Williams-Chip Davis 14 pass	1:52
	Oklahoma	N	13-6	Terry Allen 4 run	10:28
1990	Maryland	A	18-17	DeChane Cameron-Rudy Harris 11 pass	7:59
	NC State	A	24-17	Howard Hall 1 run	3:12
1991	Georgia Tech	H	9-7	Ronald Williams 2 run	2:06
	Virginia	H	20-20	Nelson Welch 40 FG	0:46
1992	Virginia	A	29-28	Nelson Welch 32 FG	0:55
1993	South Carolina	A	16-13	Nelson Welch 31 FG	11:53
	Kentucky	N	14-13	Patrick Sapp-Terry Smith 21 pass	0:20
1996	Georgia Tech	H	28-25	Nealon Greene 1 run	4:10
1997	NC State	A	19-17	Matt Padgett 20 FG	0:19
	Duke	H	29-20	Rahim Abdullah 63 interception return	OT
2000	South Carolina	H	16-14	Aaron Hunt 25 FG	0:03
2001	Georgia Tech	A	47-44	Woodrow Dantzler 6 run	OT
2002	Duke	A	34-31	Aaron Hunt 21 FG	0:08
	South Carolina	H	27-20	Bernard Rambert 2 run	9:38
2003	Virginia	H	30-27	Charlie Whitehurst-Kevin Youngblood 4 pass	OT
2004	Wake Forest	H	37-30	Charlie Whitehurst-Kyle Browning 11 pass	OT
	Maryland	H	10-7	Reggie Merriweather 2 run	0:23
	Miami (Fla.)	A	24-17	Reggie Merriweather 2 run	OT
2005	Texas A&M	H	25-24	Jad Dean 42 FG	0:02
	Maryland	A	28-24	Reggie Merriweather 38 run	2:58
	South Carolina	A	13-9	James Davis 2 run	5:58
2006	Florida State	A	27-20	James Davis 1 run	0:08
2007	South Carolina	A	23-21	Mark Buchholz 35 FG	0:00
2008	Boston College	A	27-21	Cullen Harper-Aaron Kelly 4 pass	7:10
2009	Miami (Fla.)	A	40-37	Kyle Parker-Jacoby Ford 26 pass	OT
2010	NC State	H	14-13	Jamie Harper 4 run	6:18
2011	Wake Forest	H	31-28	Chandler Catanzaro 43 FG	0:00
2012	LSU	N	25-24	Chandler Catanzaro 37 FG	0:00
2013	Ohio State	N	40-35	Tajh Boyd-Stanton Seckinger 5 pass	6:16
2014	Boston College	A	17-13	C.J. Davidson 32 run	9:35
2016	Louisville	H	42-36	Deshaun Watson-Jordan Leggett 31 pass	3:14
	NC State	H	24-17	Deshaun Watson-Artavis Scott 10 pass	OT
	Florida State	A	37-34	Deshaun Watson-Jordan Leggett 34 pass	2:06
	Alabama	N	35-31	Deshaun Watson-Hunter Renfrow 2 pass	0:01
2018	Syracuse	H	27-23	Travis Etienne 2 run	0:41
2019	Ohio State	N	29-23	Trevor Lawrence-Travis Etienne 34 pass	1:49
2020	Boston College	H	34-28	Travis Etienne 17 run	11:34
2021	Louisville	A	30-24	DJ Uiagalelei 8 run	4:12
2022	Wake Forest	A	51-45	DJ Uiagalelei-Davis Allen 21 pass	OT
	Syracuse	H	27-21	Will Shipley 50 run	11:26

Note: Above is a list of games since 1948 in which Clemson scored the last points of the game in the fourth quarter or overtime to erase a deficit or tie, and win or tie a game; games must have been decided by seven points or less, or in overtime; home wins in **bold**.

CAREER LEADERS

RUSHING

RUSHING YARDS

Rk	Player	Years	Car.	Y/C	TD	Yards
1.	Travis Etienne	2017-20	686	7.22	70	4952
2.	Raymond Priestler	1994-97	805	4.93	21	3966
3.	James Davis	2005-08	753	5.15	47	3881
4.	C.J. Spiller	2006-09	606	5.85	32	3547
5.	Andre Ellington	2009-12	621	5.53	33	3436
6.	Wayne Gallman	2014-16	676	5.07	34	3429
7.	Travis Zachery	1998-01	691	4.43	41	3058
8.	Kenny Flowers	1983-86	590	4.94	26	2914
9.	Terry Allen	1987-89	523	5.31	28	2778
10.	Woodrow Dantzler	1998-01	591	4.67	27	2761
11.	Buddy Gore	1966-68	600	4.29	15	2571
12.	Ray Yaeger	1968-70	555	4.39	16	2439
13.	Chuck McSwain	1979-82	483	4.80	23	2320
14.	Stacey Driver	1982-85	476	4.82	15	2293
15.	Ken Callicutt	1973-77	492	4.59	11	2256

CARRIES

Rk	Player	Years	Yards	Y/C	Car.
1.	Raymond Priestler	1994-97	3966	4.93	805
2.	James Davis	2005-08	3881	5.15	753
3.	Travis Zachery	1998-01	3058	4.43	691
4.	Travis Etienne	2017-20	4952	7.22	686
5.	Wayne Gallman	2014-16	3429	5.07	676
6.	Andre Ellington	2009-12	3436	5.53	621
7.	C.J. Spiller	2006-09	3547	5.85	606
8.	Buddy Gore	1966-68	2571	4.29	600
9.	Woodrow Dantzler	1998-01	2761	4.67	591
10.	Kenny Flowers	1983-86	2914	4.94	590
11.	Ray Yaeger	1968-70	2439	4.39	555
12.	Steve Fuller	1975-78	1737	3.20	535
13.	Terry Allen	1987-89	2778	5.31	523
14.	Rodney Blunt	1989-93	2173	4.28	508
15.	Lester Brown	1976-79	2228	4.45	505
	Tajh Boyd	2010-13	1165	2.31	505

YARDS PER CARRY

Rk	Player	Years	Car.	Yards	Y/C
1.	Travis Etienne	2017-20	686	4952	7.22
2.	Lyn-J Dixon	2018-21	218	1420	6.51
3.	Tavien Feaster	2016-18	222	1330	5.99
4.	Jackie Calvert	1948-50	194	1149	5.92
5.	C.J. Spiller	2006-09	606	3547	5.85
6.	Terrence Flagler	1983-86	379	2162	5.70
7.	Ray Mathews	1947-50	331	1886	5.70
8.	Ronald Williams	1990-92	326	1824	5.60
9.	Andre Ellington	2009-12	621	3436	5.53
10.	Will Shipley	2021,22	359	1920	5.35
11.	Doug Cline	1957-59	209	1117	5.34
12.	Roderick McDowell	2010-13	318	1699	5.34
13.	Buck George	1951-54	240	1280	5.33
14.	Terry Allen	1987-89	523	2778	5.31
15.	Hal Davis	1962-64	194	1024	5.28

Note: Minimum 1,000 yards.

RUSHING TOUCHDOWNS

Rk	Player	Years	Car.	Yards	TD
1.	Travis Etienne	2017-20	686	4952	70
2.	James Davis	2005-08	753	3881	47
3.	Travis Zachery	1998-01	691	3058	41
4.	Wayne Gallman	2014-16	676	3429	34
5.	Andre Ellington	2009-12	621	3436	33
6.	C.J. Spiller	2006-09	606	3547	32
7.	Lester Brown	1976-79	505	2228	31

8.	Fred Cone	1948-50	466	2172	29
9.	Terry Allen	1987-89	523	2778	28
10.	Cliff Austin	1978-82	423	2139	27
	Woodrow Dantzler	1998-01	591	2761	27

PASSING

PASSING YARDS

Rk	Player	Years	Att.	Co.	Pct.	Yards
1.	Tajh Boyd	2010-13	1402	901	64.3	11,904
2.	Deshawn Watson	2014-16	1207	814	67.4	10,163
3.	Trevor Lawrence	2018-20	1138	758	66.6	10,098
4.	Charlie Whitehurst	2002-05	1368	817	59.7	9665
5.	Woodrow Dantzler	1998-01	796	460	57.8	6037
6.	Cullen Harper	2005-08	815	518	63.6	5762
7.	Nealon Greene	1994-97	805	458	56.9	5719
8.	DJ Uiagalelei	2020-22	861	515	59.8	5681
9.	Kyle Parker	2009,10	710	401	56.5	4739
10.	Rodney Williams	1985-88	717	333	46.4	4647
11.	Steve Fuller	1975-78	554	287	51.8	4359
12.	Tommy Kendrick	1969-71	644	303	47.0	3893
13.	Homer Jordan	1979-82	479	250	52.2	3643
14.	Brandon Streeter	1996-99	519	294	56.6	3504
15.	Mike Eppley	1980-84	449	252	56.1	3354

PASSING ATTEMPTS

Rk	Player	Years	Co.	Yards	Att.
1.	Tajh Boyd	2010-13	901	11,904	1402
2.	Charlie Whitehurst	2002-05	817	9665	1368
3.	Deshawn Watson	2014-16	814	10,163	1207
4.	Trevor Lawrence	2018-20	758	10,098	1138
5.	DJ Uiagalelei	2020-22	515	5681	861
6.	Cullen Harper	2005-08	518	5762	815
7.	Nealon Greene	1994-97	458	5719	805
8.	Woodrow Dantzler	1998-01	460	6037	796
9.	Rodney Williams	1985-88	333	4647	717
10.	Kyle Parker	2009,10	401	4739	710
11.	Tommy Kendrick	1969-71	303	3893	644
12.	Steve Fuller	1975-78	287	4359	554
13.	Brandon Streeter	1996-99	294	3504	519
14.	Homer Jordan	1979-82	250	3643	479
15.	DeChane Cameron	1988-91	257	3300	470
	Kelly Bryant	2015-18	311	3338	470

COMPLETIONS

Rk	Player	Years	Att.	Yards	Co.
1.	Tajh Boyd	2010-13	1402	11,904	901
2.	Charlie Whitehurst	2002-05	1368	9665	817
3.	Deshawn Watson	2014-16	1207	10,163	814
4.	Trevor Lawrence	2018-20	1138	10,098	758
5.	Cullen Harper	2005-08	815	5762	518
6.	DJ Uiagalelei	2020-22	861	5681	515
7.	Woodrow Dantzler	1998-01	796	6037	460
8.	Nealon Greene	1994-97	805	5719	458
9.	Kyle Parker	2009,10	710	4739	401
10.	Rodney Williams	1985-88	717	4647	333
11.	Kelly Bryant	2015-18	470	3338	311
12.	Tommy Kendrick	1969-71	644	3893	303
13.	Brandon Streeter	1996-99	519	3504	294
14.	Steve Fuller	1975-78	554	4359	287
15.	Cole Stoudt	2011-14	421	2634	277

COMPLETION PERCENTAGE

Rk	Player	Years	Co.-Att.	Pct.
1.	Deshawn Watson	2014-16	814-1207	67.4
2.	Trevor Lawrence	2018-20	758-1138	66.6

3.	Kelly Bryant	2015-18	311-470	66.2
4.	Cole Stoudt	2011-14	277-421	65.8
5.	Tajh Boyd	2010-13	901-1402	64.3
6.	Cullen Harper	2005-08	518-815	63.6
7.	DJ Uiagalelei	2020-22	515-861	59.8
8.	Charlie Whitehurst	2002-05	817-1368	59.7
9.	Will Proctor	2003-06	201-338	59.5
10.	Woodrow Dantzler	1998-01	460-796	57.8
11.	Nealon Greene	1994-97	458-805	56.9
12.	Chris Morocco	1986-89	89-157	56.7
13.	Brandon Streeter	1996-99	294-519	56.6
14.	Kyle Parker	2009,10	401-710	56.5
15.	Mike Eppley	1980-84	252-449	56.1

Note: Minimum 150 passing attempts.

PASSING YARDS PER ATTEMPT

Rk	Player	Years	Att.	Yards	Y/Att.
1.	Trevor Lawrence	2018-20	1138	10,098	8.87
2.	Bobby Gage	1945-48	278	2448	8.81
3.	Jackie Calvert	1948-50	101	885	8.76
4.	Tajh Boyd	2010-13	1402	11,904	8.49
5.	Deshawn Watson	2014-16	1207	10,163	8.42
6.	Chris Morocco	1986-89	157	1238	7.89
7.	Steve Fuller	1975-78	554	4359	7.87
8.	Will Proctor	2003-06	338	2634	7.79
9.	Homer Jordan	1979-82	479	3643	7.61
10.	Mark Fellers	1972-74	124	943	7.60
11.	Woodrow Dantzler	1998-01	796	6037	7.58
12.	Chase Brice	2018,19	136	1023	7.52
13.	Mike Eppley	1980-84	449	3354	7.47
14.	Harvey White	1957-59	289	2103	7.28
15.	Nealon Greene	1994-97	805	5719	7.10

Note: Minimum 100 passing attempts.

PASSING TOUCHDOWNS

Rk	Player	Years	Att.	Int.	TD
1.	Tajh Boyd	2010-13	1402	39	107
2.	Deshawn Watson	2014-16	1207	32	90
	Trevor Lawrence	2018-20	1138	17	90
4.	Charlie Whitehurst	2002-05	1368	46	49
5.	Cullen Harper	2005-08	815	20	42
6.	Woodrow Dantzler	1998-01	796	24	41
7.	DJ Uiagalelei	2020-22	861	17	36
8.	Nealon Greene	1994-97	805	26	35
9.	Kyle Parker	2009,10	710	23	32
10.	Mike Eppley	1980-84	449	26	28
11.	Bobby Gage	1945-48	278	27	24
	Tommy Kendrick	1969-71	644	42	24
13.	Steve Fuller	1975-78	554	21	22
14.	Will Proctor	2003-06	338	11	19
15.	Harvey White	1957-59	289	12	18

INTERCEPTION AVOIDANCE

Rk	Player	Years	Int.-Att.	Pct.
1.	Trevor Lawrence	2018-20	17-1138	1.49
2.	DJ Uiagalelei	2020-22	17-861	1.97
3.	Kelly Bryant	2015-18	10-470	2.13
4.	Cullen Harper	2005-08	20-815	2.45
5.	Chris Morocco	1986-89	4-157	2.55
6.	Cole Stoudt	2011-14	11-421	2.61
7.	Deshawn Watson	2014-16	32-1207	2.65
8.	Patrick Sapp	1992-95	10-365	2.74
9.	Tajh Boyd	2010-13	39-1402	2.78
10.	Chase Brice	2018,19	4-136	2.94
11.	Cade Klubnik	2022	3-100	3.00
12.	Woodrow Dantzler	1998-01	24-796	3.02
13.	DeChane Cameron	1988-91	15-470	3.19

PASSING EFFICIENCY

Rk	Player	Years	Att.	Co.	Pct.	Int.	Int. Pct.	Yards	Yards/Att.	TD	TD Pct.	Eff.
1.	Trevor Lawrence	2018-20	1138	758	66.6	17	1.49	10,098	8.87	90	7.91	164.3
2.	Deshawn Watson	2014-16	1207	814	67.4	32	2.65	10,163	8.42	90	7.46	157.5
3.	Tajh Boyd	2010-13	1402	901	64.3	39	2.78	11,904	8.49	107	7.63	155.2
4.	Chase Brice	2018,19	136	82	60.3	4	2.94	1023	7.52	9	6.62	139.4
5.	Will Proctor	2003-06	338	201	59.5	11	3.25	2634	7.79	19	5.62	137.0
6.	Cullen Harper	2005-08	815	518	63.6	20	2.45	5762	7.07	42	5.15	135.0
7.	Kelly Bryant	2015-18	470	311	66.2	10	2.13	3338	7.10	16	3.40	132.8
8.	Woodrow Dantzler	1998-01	796	460	57.8	24	3.02	6037	7.58	41	5.15	132.5
9.	Mark Fellers	1972-74	124	58	46.8	7	5.64	943	7.60	12	9.68	131.3
10.	Chris Morocco	1986-89	157	89	56.7	4	2.55	1238	7.89	6	3.82	130.4
11.	Mike Eppley	1980-84	449	252	56.1	26	5.79	3354	7.47	28	6.23	127.9
12.	Bobby Gage	1945-48	278	123	44.2	27	9.71	2448	8.81	24	8.63	127.3
13.	Cole Stoudt	2011-14	421	277	65.8	11	2.61	2634	6.26	17	4.04	126.5
14.	DJ Uiagalelei	2020-22	861	515	59.8	17	1.97	5681	6.60	36	4.18	125.1
15.	Nealon Greene	1994-97	805	458	56.9	26	3.22	5719	7.10	35	4.35	124.5

CAREER LEADERS

14. Nealon Greene	1994-97	26-805	3.22
15. Kyle Parker	2009-10	23-710	3.24

Note: Minimum 100 passing attempts.

RECEIVING

RECEPTIONS

Rk	Player, Pos.	Years	Yards	Avg.	TD	Rec.
1.	Artavis Scott, WR	2014-16	2480	10.1	19	245
2.	Sammy Watkins, WR	2011-13	3391	14.1	27	240
3.	Aaron Kelly, WR	2005-08	2733	11.8	20	232
4.	DeAndre Hopkins, WR	2010-12	3020	14.7	27	206
5.	Hunter Renfrow, WR	2015-18	2133	11.5	15	186
6.	Amari Rodgers, WR	2017-20	2144	11.8	15	181
7.	Mike Williams, WR	2013-16	2727	15.4	21	177
8.	Derrick Hamilton, WR	2001-03	2312	13.8	16	167
9.	Rod Gardner, WR	1997-00	2498	15.0	13	166
10.	Terry Smith, WR	1990-93	2681	16.5	15	162
11.	Justyn Ross, WR	2018,19,21	2379	15.1	20	158
12.	Perry Tuttle, WR	1978-81	2534	16.9	17	150
13.	Jacoby Ford, WR	2006-09	1986	13.9	16	143
14.	Kevin Youngblood, WR	2000-03	1713	12.1	6	142
15.	Chansi Stuckey, WR	2003-06	1760	12.5	7	141

RECEIVING YARDS

Rk	Player, Pos.	Years	Rec.	Yards
1.	Sammy Watkins, WR	2011-13	240	3391
2.	DeAndre Hopkins, WR	2010-12	206	3020
3.	Aaron Kelly, WR	2005-08	232	2733
4.	Mike Williams, WR	2013-16	177	2727
5.	Terry Smith, WR	1990-93	162	2681
6.	Perry Tuttle, WR	1978-81	150	2534
7.	Rod Gardner, WR	1997-00	166	2498
8.	Artavis Scott, WR	2014-16	245	2480
9.	Tee Higgins, WR	2017-19	135	2448
10.	Justyn Ross, WR	2018,19,21	158	2379
11.	Derrick Hamilton, WR	2001-03	167	2312
12.	Jerry Butler, WR	1975-78	139	2223
13.	Amari Rodgers, WR	2017-20	181	2144
14.	Hunter Renfrow, WR	2015-18	186	2133
15.	Deon Cain, WR	2015-17	130	2040

YARDS PER RECEPTION

Rk	Player, Pos.	Years	Rec.	Yards	Y/Rec.
1.	Martavis Bryant, WR	2011-13	61	1354	22.2
2.	Joe Blalock, TE	1939-41	38	773	20.3
3.	Gary Cooper, FLK	1985-89	79	1592	20.2
4.	Tee Higgins, WR	2017-19	135	2448	18.1
5.	Frank Magwood, WR	1979-82	51	920	18.0
6.	Glenn Smith, E	1949-51	88	1576	17.9
7.	Eddis Freeman, E	1943-46	37	655	17.7
8.	Dwight Clark, WR	1975-78	33	571	17.3
9.	Bill Mathis, TB	1957-59	35	602	17.2
10.	Charlie Waters, WR	1967-69	68	1166	17.1

Note: Minimum 30 receptions.

RECEIVING TOUCHDOWNS

Rk	Player, Pos.	Years	TD
1.	DeAndre Hopkins, WR	2010-12	27
	Sammy Watkins, WR	2011-13	27
	Tee Higgins, WR	2017-19	27
4.	Mike Williams, WR	2013-16	21
5.	Aaron Kelly, WR	2005-08	20
	Deon Cain, WR	2015-17	20
	Justyn Ross, WR	2018,19,21	20
8.	Artavis Scott, WR	2014-16	19
9.	Glenn Smith, E	1949-51	18
	Jordan Leggett, TE	2013-16	18

MISCELLANEOUS

TOTAL OFFENSE YARDS

Rk	Player	Years	Plays	Rush	Pass	Total
1.	Tajh Boyd	2010-13	1907	1165	11,904	13,069
2.	Dashaun Watson	2014-16	1643	1931	10,163	12,094
3.	Trevor Lawrence	2018-20	1369	943	10,098	11,041
4.	Charlie Whitehurst	2002-05	1634	98	9665	9763
5.	Woodrow Dantzler	1998-01	1587	2761	6037	8798
6.	Nealon Greene	1994-97	1158	1067	5719	6786
7.	DJ Uiagalelei	2020-22	1136	913	5681	6594
8.	Steve Fuller	1975-78	1089	1737	4359	6096
9.	Cullen Harper	2005-08	946	-213	5762	5549
10.	Rodney Williams	1985-88	1024	863	4647	5510
11.	Travis Etienne	2017-20	687	4952	23	4975
12.	Kyle Parker	2009-10	818	163	4739	4902
13.	Homer Jordan	1979-82	859	971	3643	4614
14.	Kelly Bryant	2015-18	727	973	3338	4311

15. DeChane Cameron	1988-91	765	926	3300	4226
---------------------	---------	-----	-----	------	------

SCORING

Rk	Player, Pos.	Years	TD	PAT	FG	TP
1.	Travis Etienne, RB	2017-20	78	---	---	468
2.	B.T. Potter, PK	2018-22	0	234-235	73-97	453
3.	Chandler Catanzaro, PK	2010-13	0	203-207	67-82	404
4.	Greg Huegel, PK	2015-18	0	217-227	54-71	379
5.	Aaron Hunt, PK	2000-03	0	164-172	55-76	329
6.	C.J. Spiller, RB	2006-09	51	*2	---	308
7.	Nelson Welch, PK	1991-94	0	85-92	72-102	301
8.	Travis Zachery, TB	1998-01	50	---	---	300
9.	James Davis, RB	2005-08	49	---	---	294
10.	Obed Ariri, PK	1977-80	0	99-103	63-97	288
11.	Chris Gardocki, PK	1988-90	0	72-72	63-89	261
12.	Jad Dean, PK	2003-06	0	97-103	51-68	250
13.	David Treadwell, PK	1985-87	0	92-93	47-66	233
14.	Andre Ellington, RB	2009-12	36	*2	---	218
15.	Wayne Gallman, RB	2014-16	36	---	---	216

* - total two-point conversion points

TOTAL TOUCHDOWNS

Rk	Player, Pos.	Rush	Rec.	PR	KOR	Total
1.	Travis Etienne, RB	70	8	0	0	78
2.	C.J. Spiller, RB	32	11	1	7	51
3.	Travis Zachery, RB	41	9	0	0	50
4.	James Davis, RB	47	2	0	0	49
5.	Andre Ellington, RB	33	2	0	1	36
	Wayne Gallman, RB	34	2	0	0	36
7.	Lester Brown, RB	31	1	0	0	32
8.	Fred Cone, RB	29	2	0	0	31
9.	Sammy Watkins, WR	1	27	0	1	29
10.	Ray Matthews, WR	20	7	1	0	28
	Kenny Flowers, RB	26	2	0	0	28
	Terry Allen, RB	28	0	0	0	28

INTERCEPTIONS

Rk	Player, Pos.	Years	Yards	Avg.	TD	Int.
1.	Terry Kinard, FS	1979-82	147	8.6	0	17
2.	Fred Knoebel, DB	1950-52	122	8.1	0	15
	DeAndre McDaniel, S	2007-10	162	10.8	1	15
4.	Michael Hamlin, S	2005-08	243	17.4	0	14
	Rashard Hall, S	2009-12	186	13.3	1	14
6.	Justin Miller, CB	2002-04	94	7.2	0	13
7.	Eddie Geathers, CB	1977-80	114	9.5	0	12
	Robert O'Neal, FS	1989-92	119	9.9	0	12
	Alex Ardley, CB	1998-00	151	12.6	1	12
	Brian Mance, CB	1999-02	73	6.1	0	12

TOUCHDOWN RESPONSIBILITY

Rk	Player	Years	Rush	Pass	*	Tot
1.	Tajh Boyd	2010-13	26	107	0	133
2.	Dashaun Watson	2014-16	26	90	0	116
3.	Trevor Lawrence	2018-20	18	90	0	108
4.	Travis Etienne	2017-20	70	0	8	78
5.	Woodrow Dantzler	1998-01	27	41	0	68
6.	Charlie Whitehurst	2002-05	10	49	0	59
7.	C.J. Spiller	2006-09	32	1	19	52
8.	DJ Uiagalelei	2020-22	15	36	0	51
9.	Travis Zachery	1998-01	41	0	9	50
10.	James Davis	2005-08	47	0	2	49

* - includes receiving, punt returns, kickoff returns, interception returns and fumble returns

INTERCEPTION RETURN YARDS

Rk	Player, Pos.	Years	Int.	Avg.	Yards
1.	Rex Varn, FS	1976-79	10	27.5	275
2.	Michael Hamlin, S	2005-08	14	17.4	243
	Crezdon Butler, CB	2006-09	11	22.1	243
4.	Antwan Edwards, DB	1995-98	8	24.4	195
5.	Jonathan Meeks, S	2009-12	7	27.4	192
6.	Rashard Hall, S	2009-12	14	13.3	186
7.	K'Von Wallace, S	2016-19	5	36.0	180
8.	Don Kelley, DB	1969-71	6	29.7	178
9.	Van Smith, S	2015-17	4	41.3	165
10.	DeAndre McDaniel, S	2007-09	15	10.8	162

STARTS

Rk	Player, Pos.	Years	Starts
1.	Will Spiers, P	2017-21	69
2.	Mitch Hyatt, OT	2015-18	57
3.	B.T. Potter, PK	2018-22	54
4.	Chandler Catanzaro, PK	2010-13	52
5.	Landon Walker, OT	2008-11	49
	Dalton Freeman, C	2009-12	49
7.	Greg Huegel, PK	2015-18	48
8.	Eric Harmon, OG	1987-90	47
	Jim Bundren, OT	1994-97	47
	Glenn Rountree, OG	1994-97	47
	Aaron Hunt, PK	2000-03	47
	Hunter Renfrow, WR	2015-18	47



ARTAVIS SCOTT HAD
A SCHOOL-RECORD
245 RECEPTIONS
FROM 2014-16.

CAREER LEADERS

STARTS BY POSITION

OFFENSE

OT:	57 by Mitch Hyatt, 2015-18
OG:	47 by Eric Harmon, 1987-90; Glenn Rountree, 1994-97
C:	49 by Dalton Freeman, 2009-12
TE:	38 by Jordan Leggett, 2013-16
WR:	47 by Hunter Renfrow, 2015-18
QB:	44 by Rodney Williams, 1985-88
RB:	43 by James Davis, 2005-08
PK:	54 by B.T. Potter, 2018-22

DEFENSE

DE/OLB:	44 by Clelin Ferrell, 2016-18
DT:	45 by Christian Wilkins, 2015-18
ILB:	42 by Bubba Brown, 1976-79
CB:	44 by Chris Chancellor, 2006-09
S:	43 by Michael Hamlin, 2005-08
P:	69 by Will Spiers, 2017-21

GAMES

Rk	Player, Pos.	Years	Games
1.	James Skalski, LB	2016-21	69
	Will Spiers, P	2017-21	69
	Will Swinney, WR	2017-21	69
	B.T. Potter, PK	2018-22	69
5.	Nolan Turner, S	2017-21	65
6.	Cannon Smith, TE	2015-18	59
	Christian Wilkins, DT	2015-18	59
	Tanner Muse, S	2016-19	59
	K'Von Wallace, S	2016-19	59
10.	Mitch Hyatt, OT	2015-18	58
	Milan Richard, TE	2015-18	58
	Chad Smith, LB	2016-19	58
	K.J. Henry, DE	2018-22	58

SNAPS

Rk	Player, Pos.	Years	Snaps
1.	Mitch Hyatt, OT	2015-18	3754
2.	Dalton Freeman, C	2009-12	3361
3.	Landon Walker, OT	2008-11	3131
4.	Kyle Young, C	1998-01	3097
5.	Glenn Rountree, OG	1994-97	3048
6.	Tajh Boyd, QB	2010-13	2963
7.	Jordan McFadden, OT	2018-22	2960
8.	Charlie Whitehurst, QB	2002-05	2875
9.	Eric Harmon, OG	1987-90	2870
10.	Barry Richardson, OT	2004-07	2778

Note: Does not include special-teams snaps.

SPECIAL TEAMS

PUNT RETURN YARDS

Rk	Player	Years	PR	Avg.	TD	Yards
1.	Shad Bryant	1937-39	65	12.0	1	779
2.	Donnell Woolford	1985-88	78	9.6	2	754
3.	James Lott	1986-89	71	9.6	0	683
4.	Don Kelley	1969-71	56	11.3	2	632
5.	Derrick Hamilton	2001-03	68	9.1	0	618
6.	Willie Jordan	1975-78	54	10.5	0	569
	C.J. Spiller	2006-09	53	10.7	1	569
8.	Billy Davis	1980-83	87	6.4	0	555
9.	Amari Rodgers	2017-20	68	7.8	1	529
10.	Ray-Ray McCloud	2015-17	50	9.7	1	485

KICKOFF RETURN YARDS

Rk	Player	Years	KOR	Avg.	TD	Yards
1.	C.J. Spiller	2006-09	74	27.7	7	2052
2.	Derrick Hamilton	2001-03	58	26.8	2	1552
3.	Justin Miller	2002-04	50	30.7	3	1534
4.	Andre Humphrey	1992-95	68	21.9	0	1486
5.	Sammy Watkins	2011-13	60	22.9	1	1376
6.	Ray Williams	1983-86	66	20.5	0	1350
7.	Jacoby Ford	2006-09	47	23.9	1	1124
8.	Terrence Roulhac	1983-86	42	26.4	0	1108
9.	Artavis Scott	2014-16	39	23.7	0	925
10.	Warren Ratchford	1974-78	44	22.0	0	848

PUNTING AVERAGE

Rk	Player	Years	Punts	Yards	Avg.
1.	Chris Gardocki	1988-90	151	6566	43.5
2.	Dale Hatcher	1981-84	191	8191	43.0
3.	Banks McFadden	1937-39	94	3967	42.2
4.	Aidan Swanson	2019-22	70	2925	41.8
5.	Jimmy Maners	2006-08	105	4381	41.7
6.	Will Spiers	2017-21	292	12,095	41.4
7.	David Sims	1977-80	197	8126	41.2
8.	Dawson Zimmerman	2008-11	192	7895	41.1
9.	Bradley Pinion	2012-14	140	5754	41.1

WILL SWINNEY PLAYED A
TIGER-RECORD-TYING 69
GAMES FROM 2017-21.



10. Mitch Tyner	1973,74	127	5201	41.0
-----------------	---------	-----	------	------

Note: Minimum 50 punts.

FIELD GOALS MADE

Rk	Player	Years	FG
1.	B.T. Potter	2018-22	73
2.	Nelson Welch	1991-94	72
3.	Chandler Catanzaro	2010-13	67
4.	Obed Ariri	1977-80	63
	Chris Gardocki	1988-90	63
6.	Aaron Hunt	2000-03	55
7.	Greg Huegel	2015-18	54
8.	Jad Dean	2003-06	51
9.	David Treadwell	1985-87	47
10.	Mark Buchholz	2007,08	37

EXTRA POINTS MADE

Rk	Player	Years	PAT
1.	B.T. Potter	2018-22	234
2.	Greg Huegel	2015-18	217
3.	Chandler Catanzaro	2010-13	203

4. Aaron Hunt	2000-03	164
5. Bob Paulling	1979-83	107
6. Obed Ariri	1977-80	99
7. Jad Dean	2003-06	97
8. David Treadwell	1985-87	92
9. Mark Buchholz	2007,08	88
10. Nelson Welch	1991-94	85

KICK SCORING

Rk	Player	Years	Points
1.	B.T. Potter	2018-22	453
2.	Chandler Catanzaro	2010-13	404
3.	Greg Huegel	2015-18	379
4.	Aaron Hunt	2000-03	329
5.	Nelson Welch	1991-94	301
6.	Obed Ariri	1977-80	288
7.	Chris Gardocki	1988-90	261
8.	Jad Dean	2003-06	250
9.	David Treadwell	1985-87	233
10.	Bob Paulling	1979-83	209

ALL-PURPOSE YARDS

Rk	Player, Pos.	Years	Rush	Rec.	PR	KOR	Total
1.	C.J. Spiller, RB	2006-09	3547	1420	569	2052	7588
2.	Travis Etienne, RB	2017-20	4952	1155	44	706	*6894
3.	Sammy Watkins, WR	2011-13	339	3391	23	1376	5129
4.	Derrick Hamilton, WR	2001-03	358	2312	618	1552	4839
5.	Andre Ellington, RB	2009-12	3436	505	3	642	4586
6.	Travis Zachery, TB	1998-01	3058	1057	276	---	4391
7.	James Davis, RB	2005-08	3881	441	---	13	4335
8.	Raymond Priestner, RB	1994-97	3966	316	---	---	4282
9.	Jacoby Ford, WR	2006-09	494	1986	479	1124	4083
10.	Wayne Gallman, RB	2014-16	3429	473	---	---	3902

* - includes 37 yards on a missed field-goal return

CLEMSON RING OF HONOR MEMBERS

The Clemson Ring of Honor is the highest honor a Tiger student-athlete can receive. A recipient must first be a member of the Clemson Hall of Fame, earn at least an undergraduate degree and make a significant contribution to the heritage of Tiger athletics. Nine members of the football program and one football team are in the Ring of Honor.

FOOTBALL RING OF HONOR MEMBERS

1981 FOOTBALL TEAM

The 1981 football team was inducted into the Clemson Ring of Honor during the fall of 2006 in conjunction with the team's 25-year anniversary celebration of winning the national title. Every player, coach, manager and administrator associated with that team is considered in the Ring of Honor within the team concept. The Tigers had a perfect 12-0 record that season, as they defeated Nebraska by a score of 22-15 in the 1982 Orange Bowl to claim the National Championship. For more information on Clemson's 1981 squad, see page 8.

JERRY BUTLER

Jerry Butler joined teammate Steve Fuller in the Clemson Ring of Honor in 1999. The two-time All-ACC player was a first-team All-American in 1978 when he and Fuller led Clemson to a No. 6 national ranking and an 11-1 record. He had at least one reception in 36 consecutive games. In 1979, Butler was the No. 5 overall NFL draft pick by Buffalo, where he played at a Pro Bowl level for seven seasons.

FRED CONE

Fred Cone, who was inducted into the Ring of Honor in 1997, was the first player in Clemson history to rush for 2,000 yards in a career. Cone played for the Tigers from 1948-50. He is eighth on the Clemson career list for rushing touchdowns (30). Cone was a starter on two undefeated Clemson teams (1948,50), one of only two players in school history to accomplish that feat.

JEFF DAVIS

Jeff Davis, captain of the 1981 national title team, joined the Ring of Honor in 1995. He was a first-team All-American in 1981 when he led the team in tackles

(175). Davis was also named ACC MVP and defensive MVP of the Orange Bowl win over Nebraska, the game that clinched the national championship for the Tigers. He was also inducted into the College Football Hall of Fame in December 2007.

DANNY FORD

Danny Ford coached Clemson to the 1981 national title at the age of 33, still the youngest coach to win one. Ford won five ACC titles and six bowl games in his 11 years as the head coach. He had a 26-10-1 record against coaches in the College Football Hall of Fame, including wins over Joe Paterno, Barry Switzer, Woody Hayes, Vince Dooley, Steve Spurrier and Tom Osborne. He finished his Tiger career with a 96-29-4 record and his 76.0 winning percentage is still among the best in ACC history. Ford was inducted into the Clemson Ring of Honor at the season-opening Georgia game of 2013 and was inducted into the College Football Hall of Fame in December 2017.

STEVE FULLER

Steve Fuller was a charter member of the Ring of Honor in 1994. He is one of three football players in Clemson history to be chosen as an All-American on the field and in the classroom in the same year. Fuller was a two-time, first-team Academic All-American and a third-team All-American in 1978. He was the first Tiger to be

named ACC Player-of-the-Year twice and was an NCAA Top Five Award winner in 1979, the only Tiger athlete to win the award.

FRANK HOWARD

Frank Howard was a charter member of the Ring of Honor in 1994. As head coach from 1940-69, he led Clemson to eight league championships, six bowl games and six top-25 seasons. Howard, who totaled 165 victories, was inducted into the College Football Hall of Fame in 1989.

TERRY KINARD

Terry Kinard (1979-82) was inducted into the Clemson Ring of Honor in 2001, the same year he was inducted into the College Football Hall of Fame. The safety from Sumter, S.C. was named national defensive player-of-the-year by CBS Sports during his senior season in 1982. Kinard was named to the All-Decade of the 1980's College Football team by USA Today and to the All-Century team by Sports Illustrated in 2000.

LEVON KIRKLAND

Levon Kirkland was a two-time All-American and three-time, First-Team All-ACC selection as an outside linebacker for the Tigers between 1988-91. He was a second-team All-American and a finalist for the Butkus Award on the 1990 team, which led the nation in total defense. He was also a first-team All-American in 1991. Kirkland was a second-round draft pick of the Pittsburgh Steelers and went on to an 11-year All-Pro career. He returned after his playing career to earn his Clemson degree and was inducted into the Clemson Ring of Honor in 2019.

BANKS McFADDEN

Banks McFadden was one of three charter members of the Clemson Ring of Honor in 1994. He was named the nation's most versatile athlete in 1939 when he was an All-American in football and basketball in the same calendar year, the only Tiger to accomplish that feat. He led the Tigers to their first bowl bid, a 6-3 victory over Boston College in the 1940 Cotton Bowl, and to the Southern Conference basketball title. He was the No. 4 overall pick of the 1940 NFL draft, tied for the highest in school history.



CLEMSON HALL OF FAME MEMBERS

Member	Years(s)	Inducted	Member	Years(s)	Inducted	Member	Years(s)	Inducted	Member	Years(s)	Inducted
Gaines Adams	2003-06	2012	Dwight Clark	1975-78	1988	Buddy Gore	1965-67	1986	Banks McFadden^	1937-40	1973
Keith Adams	1998-00	2011	Doug Cline	1957-59	1991	John Grdijan	1955-57	1983	Goat McMillan*	1928,29,37-64	1985
Jimmy Addison	1965-67	1994	Josh Cody*	1927-30	2017	Billy Hair	1950-52	1983	Gene Moore	1946-49	1993
Dwayne Allen	2009-11	2022	Fred Cone^	1948-50	1973	Reuben Hamilton	1896	1981	Jess Neely*	1931-39	1979
Ben Anderson	1970-72	1997	Lou Cordileone	1957-59	2016	John Heisman*	1900-03	1981	Rock Norman*	1941-46	1974
Obed Ariri	1976-80	1998	Walter Cox*	1935-51	1984	Dick Hendley	1946,48-51	1984	Harold Olson	1957-59	2010
Boo Armstrong	1918-20	1978	Bennie Cunningham	1973-75	1984	Tye Hill	2002-05	2017	Harry Olszewski	1965-67	1980
Stumpy Banks	1915-19	1975	Woodrow Dantzler	1998-01	2007	Frank Howard*^	1931-74	1973	James "Suzie" Owens	1919-21	1980
Gary Barnes	1959-61	2002	James Davis	2005-08	2019	Bob Hudson	1947-51	1980	Bob Paulling	1979-83	1994
Tom Barton	1949-52	1987	Jeff Davis	1978-81	1989	Bill Hudson	1954-56	1984	Michael Dean Perry	1984-87	2000
Joe Net Berry	1934-36	1981	Brian Dawkins	1992-95	2009	Ralph Jenkins	1943-46	1995	William Perry	1981-84	2002
Joe Blalock^	1939-41	1973	Bill Dillard	1932-34	1991	Bob Jones	1927-30	1974	John Phillips	1984-87	1999
Rob Bodine	1989-91	2009	Mike Eppley	1980-84	1990	Homer Jordan	1979-82	1993	O.K. Pressley	1926-28	1978
Jeff Bostic	1977-79	1997	Terrence Flagler	1982-86	2013	Ralph Lightsey	1922,24,25	1976	Phil Prince	1944-48	1995
Joe Bostic	1975-78	1996	Jeb Flesch	1988-91	2016	Whitey Jordan*	1955,58,59,72,93	2003	Dewey Quinn	1943-46	1994
Da'Quan Bowers	2008-10	2022	Mac Folger	1934-36	1975	Steve Kenney	1975-78	2006	Jim Riggs	1983-86	2014
Bubba Brown	1976-79	1999	Danny Ford*	1979-89	1999	Terry Kinard	1979-82	1992	Phil Rogers	1965-67	1989
Lester Brown	1976-79	2007	Jacoby Ford	2006-09	2022	Don King	1952-55	1992	Wallace Roy	1923-26	1977
Thomas Brown	1933-37	1987	Eddis Freeman	1943-46	1998	Levon Kirkland	1988-91	2001	Smiley Sanders	1971-74	2003
Jeff Bryant	1978-81	1996	George Fritts	1939-42	1977	Fred Knoebel	1952-52	1996	William Schilleter	1911-14	1973
Shad Bryant	1937-39	1979	Steve Fuller	1975-78	1985	Bull Lightsey	1922,24,25	1976	Randy Scott	1975-78	2004
Brentson Buckner	1990-93	2013	Bobby Gage	1945-48	1976	Stacy Long	1986,88-90	2004	Stacy Seegars	1990-93	2012
Jim Bundren	1994-97	2018	Rod Gardner	1997-00	2016	Wayne Mass	1965-67	1993	Bob Sharpe	1938-40	1982
Charlie Bussey	1954-56	1988	Chris Gardocki	1988-90	2001	Bill Mathis	1957-59	1979	Anthony Simmons	1995-97	2008
Jerry Butler	1975-78	1986	Dreher Gaskin	1950-53	1994	Ray Mathews	1947-50	1978	Bob Smith*	1950-69	1988
Jackie Calvert	1948-51	1977	Mutt Gee	1914-17	1975	Ed Maxwell	1902-04	1974	Glenn Smith	1949-51	1982
			Frank Gillespie	1943,46-49	1977	Ed McDaniel	1988-91	2015	Bill Spiers	1985-87	1998
						Bill McLellan	1952,53,66-85	1993			

* - coach, ^ - charter member; football inductees only listed; **bold** denotes 2022 inductee.

HONORS & AWARDS

ABC NEWS PERSON-OF-THE-WEEK

2006 - Ray Ray McElrathbey, CB

ACADEMIC ALL-AMERICANS

1956 - Charlie Bussey, QB
1957 - Harvey White, QB
1959 - Lou Cordileone, OT
1971 - Don Kelley, DB; Ben Anderson, DB
1977 - Steve Fuller, QB
1978 - Steve Fuller, QB
1984 - Mike Eppley, QB
1991 - Bruce Bratton, OT
1994 - Ed Glenn, TE
1995 - Andy McCrorey, LB
1999 - Kyle Young, C; Chad Carson, LB
2000 - Kyle Young, C; Chad Carson, LB
2001 - Kyle Young, C; Chad Carson, LB
2012 - Dalton Freeman, C
2022 - Will Shipley, RB

ACC 50-YEAR ANNIVERSARY TEAM

Joe Bostic, OT; Jerry Butler, WR; Bennie Cunningham, TE; Jeff Davis, LB; Steve Fuller, QB; Terry Kinard, FS; Michael Dean Perry, DT; William Perry, MG; Anthony Simmons, LB

ACC CHAMPIONSHIP GAME MVP

2009 - C.J. Spiller, RB
2011 - Tajh Boyd, QB
2015 - Deshaun Watson, QB
2016 - Deshaun Watson, QB
2017 - Kelly Bryant, QB
2018 - Travis Etienne, RB
2019 - Tee Higgins, WR
2020 - Trevor Lawrence, QB
2022 - Cade Klubnik, QB

ACC COACH-OF-THE-YEAR

Presented annually by the Atlantic Coast Sports Media Association to the outstanding coach in the conference for that season.

1958 - Frank Howard
1966 - Frank Howard
1974 - Red Parker
1977 - Charley Pell
1978 - Charley Pell
1981 - Danny Ford
1983 - Danny Ford (UPI)
1999 - Tommy Bowden
2003 - Tommy Bowden
2009 - Dabo Swinney (Sporting News)
2015 - Dabo Swinney
2018 - Dabo Swinney

ACC DEFENSIVE PLAYER-OF-THE-YEAR

1999 - Keith Adams, LB
2004 - Leroy Hill, LB
2006 - Gaines Adams, DE
2010 - Da'Quan Bowers, DE
2014 - Vic Beasley, DE
2016 - Ben Boulware, LB (coaches)
2018 - Clelin Ferrell, DE
2019 - Isaiah Simmons, LB

ACC DEFENSIVE ROOKIE-OF-THE-YEAR

2016 - Dexter Lawrence, DT
2020 - Bryan Bresee, DT
2021 - Andrew Mukuba, S

ACC OFFENSIVE PLAYER-OF-THE-YEAR

2009 - C.J. Spiller, RB
2012 - Tajh Boyd, QB
2015 - Deshaun Watson, QB
2018 - Travis Etienne, RB
2019 - Travis Etienne, RB
2020 - Trevor Lawrence, QB

ACC PLAYER-OF-THE-YEAR

Presented annually by the Atlantic Coast Sports Writers Association to the outstanding player in the conference for that season.

1967 - Buddy Gore, TB
1977 - Steve Fuller, QB
1978 - Steve Fuller, QB
1981 - Jeff Davis, LB
1984 - William Perry, MG
1987 - Michael Dean Perry, DT
2009 - C.J. Spiller, RB
2012 - Tajh Boyd, QB



2015 - Deshaun Watson, QB
2018 - Travis Etienne, RB
2019 - Travis Etienne, RB
2020 - Trevor Lawrence, QB

ACC ROOKIE-OF-THE-YEAR

Presented by the Atlantic Coast Sportswriters Association to the outstanding first-year player in the conference that season.

1979 - Chuck McSwain, TB
1987 - Terry Allen, TB
1990 - Ronald Williams, TB
1995 - Anthony Simmons, LB
2005 - James Davis, RB
2011 - Sammy Watkins, WR
2018 - Trevor Lawrence, QB

ACC SENIOR SCHOLASTIC AWARD

1995 - Ed Glenn, TE
2001 - Kyle Young, C
2002 - Chad Carson, LB
2003 - Jeff Scott, WR
2009 - Jimmy Maners, P
2011 - Caleb Simmons, OL

AFCA COACH-OF-THE-YEAR

2015 - Dabo Swinney

AFCA ASSISTANT COACH-OF-THE-YEAR

2013 - Chad Morris, Offensive Coordinator
2016 - Dan Brooks, Defensive Tackles

AFCA GOOD WORKS TEAM

Presented to 22 college players and one head coach from across the country who are standouts on the field and community service.
1999 - Robert Carswell, FS
2000 - Nick Eason, DT
2009 - Xavier Dye, WR
2016 - Deshaun Watson, QB
2018 - Sean Pollard, OL
2019 - Dabo Swinney, HC

2020 - Trevor Lawrence, QB
2021 - Darien Rencher, RB

ALGERNON SYDNEY SULLIVAN AWARD

Presented to the Clemson student, chosen in recognition of excellence in maintaining high ideals of living, spiritual qualities and generous and disinterested service to others.

1956 - Joe Bowen, E
1970 - Jim Sursavage, LB
1994 - Warren Forney, DT
2002 - Chad Carson, LB

ALL-ACC ACADEMIC

1954 - Billy O'Dell, B
1955 - Charlie Bussey, B
1956 - Charlie Bussey, B
1957 - Charlie Horne, B; Harvey White, B
1958 - Doug Cline, B; Jim Padgett, T; Harvey White, B
1959 - Lou Cordileone, T
1960 - Lowndes Shingler, B
1961 - Tommy King, E
1962 - Oscar Thorsland, E
1963 - Jim Parker, QB; Tracy Childers, G
1964 - Jimmy Bell, QB; Richard Cooper, G
1965 - Frank Pearce, K; Edgar McGee, OE; Wayne Mass, OT; Jimmy Addison, QB; Floyd Rogers, DT
1967 - Jimmy Addison, QB
1969 - Don Kelley, DB; Rick Medlin, FB; Jim Sursavage, OE
1970 - Ben Anderson, DB; Don Kelley, DB; Jim Sursavage, LB
1971 - Ben Anderson, DB; Bobby Johnson, DB; Don Kelley, OE
1972 - Ben Anderson, DB; Karl Andreas, TE; Bobby Johnson, DB
1973 - Art Brisacher, OG; Jeff Stocks, DE; Karl Andreas, TE
1974 - Maret Cobb, C; Mark Fellers, QB
1975 - Mark Lee, DB

ACC PLAYER-OF-THE-WEEK LEADERS

SEASON

Rk	Player	Pos.	Year	POTW
1.	Keith Adams	LB	1999	5
2.	James Robinson	DT	1983	4
	Deshaun Watson	QB	2015	4
	Travis Etienne	RB	2019	4
	Trevor Lawrence	QB	2020	4

Note: Does not include rookie-of-the-week selections.

CAREER

Rk	Player	Pos.	Years	POTW
1.	Tajh Boyd	QB	2010-13	9
2.	Deshaun Watson	QB	2014-16	8
3.	Keith Adams	LB	1998-00	7
	Sammy Watkins	WR	2011-13	7
	Mitch Hyatt	OT	2015-18	7
	Travis Etienne	RB	2017-20	7
	Trevor Lawrence	QB	2018-20	7

Note: Does not include rookie-of-the-week selections.

BY POSITION

Pos.	Season	Career
OL	3, many (4), many times (5)	7, Mitch Hyatt (2015-18)
QB	4, many (2)	9, Tajh Boyd (2010-13)
RB	4, Travis Etienne (2019)	7, Travis Etienne (2017-20)
WR	3, Sammy Watkins (2011,13)	7, Sammy Watkins (2011-13)
DL	4, James Robinson (1983)	5, Vic Beasley (2011-14)
LB	5, Keith Adams (1999)	7, Keith Adams (1998-00)
DB	2, many (8)	4, Terry Kinard (1979-82)
ST	3, David Richardson (1997)	4, David Richardson (1995-98)

Note: Only includes selections at the listed position.

ROOKIE-OF-THE-WEEK

Rk	Player	Pos.	Year	ROTW
1.	Trevor Lawrence	QB	2018	5
2.	Anthony Simmons	LB	1995	4
	Sammy Watkins	WR	2011	4
4.	Chuck McSwain	TB	1979	3
	James Davis	RB	2005	3
	C.J. Spiller	RB	2006	3
	Deshaun Watson	QB	2014	3
	Will Shipley	RB	2021	3

1976 - Steve Fuller, QB; Jimmy Weeks, OT
1977 - Steve Fuller, QB; Rick Weddington, FLK; Jimmy Wells, OG
1978 - Steve Fuller, QB; Matt Smith, DE
1981 - Tony Berryhill, C
1983 - Mike Eppley, QB
1984 - Mike Eppley, QB
1985 - Bruce Bacon, WR; Scott Enzor, LB; Lance Masters, CB; Andy Newell, P; John Watson, OT
1986 - Geoff Ciniero, DB; Ty Granger, OT; David Treadwell, PK; Todd Schonhar, QB
1987 - Ty Granger, OT; David Treadwell, PK
1988 - Ty Granger, OT; Mark Drag, MG; Stacy Fields, TE
1989 - Wesley McFadden, FB; Arlington Nunn, SS; Stacy Fields, TE; Bruce Bratton, OT
1990 - Bruce Bratton, OT; Stacy Fields, TE
1991 - Bruce Bratton, OT
1992 - Warren Forney, DT
1993 - Stacy Seegars, OG
1994 - Ed Glenn, TE; Warren Forney, DT
1995 - Andy McCrorey, LB
1996 - Jim Bundren, OT; Glenn Rountree, OG
1997 - Jim Bundren, OT; Brian Wofford, WR
1999 - Chad Carson, LB; Kyle Young, C
2000 - Chad Carson, LB; Will Merritt, OG; Kyle Young, C; Braxton K. Williams, LB
2001 - Chad Carson, LB; Kyle Young, C; Will Merritt, OG; Derrick Hamilton, WR; Khaleed Vaughn, DE
2002 - William Henry, OT; Rodney Thomas, LB; Khaleed Vaughn, DE
2003 - Tony Elliott, WR; William Henry, OT; Justin Miller, CB
2004 - Jad Dean, PK; Tommy Sharpe, C
2006 - Thomas Hunter, TE; Alex Pearson, FB
2007 - Thomas Austin, OL; Mark Buchholz, PK; Jimmy Maners, P; Michael Palmer, TE; Alex Pearson, FB
2008 - Thomas Austin, OL; Mark Buchholz, PK; Jimmy Maners, P; Brandon Maye, LB;

HONORS & AWARDS

C.J. Spiller, RB

2009 - Thomas Austin, OG; Mason Cloy, OG; Dalton Freeman, C; Rashard Hall, S; Brandon Maye, LB; Michael Palmer, TE; Dawson Zimmerman, P

2010 - Jaron Brown, WR; Mason Cloy, OL; Dalton Freeman, C; Rashard Hall, S; Brandon Maye, LB; Dawson Zimmerman, P

2011 - Jaron Brown, WR; Chandler Catanzaro, PK; Brandon Ford, TE/WR; Dalton Freeman, C; Dawson Zimmerman, P

2012 - Jaron Brown, WR; Chandler Catanzaro, PK; Brandon Ford, TE; Dalton Freeman, C; Tyler Shatley, OG; Gifford Timothy, OT

2013 - Ben Boulware, LB; Chandler Catanzaro, PK; Daniel Rodriguez, WR; Tyler Shatley, OG

2014 - Daniel Rodriguez, WR; Artavis Scott, WR; Deshaun Watson, QB

2015 - Ben Boulware, LB; Eric Mac Lain, OG; Christian Wilkins, DT

2016 - Ben Boulware, LB; Dexter Lawrence, DT; Deshaun Watson, QB; Christian Wilkins, DE

2017 - Travis Etienne, RB; Justin Falcinelli, C; Sean Pollard, OL; James Skalski, LB; Alex Spence, PK; Will Spiers, P; K'Von Wallace, DB; Christian Wilkins, DL

2018 - Adam Choice, RB; Justin Falcinelli, C; Kendall Joseph, LB; Trevor Lawrence, QB; Sean Pollard, OL; Amari Rodgers, WR; Christian Wilkins, DT

2019 - Justin Foster, DE; Trevor Lawrence, QB; Diondre Overton, WR; Sean Pollard, OL; James Skalski, LB; Chad Smith, LB; Will Spiers, P; K'Von Wallace, S

2020 - Matt Bockhorst, OG; Andrew Booth Jr., CB; Braden Galloway, TE; Trevor Lawrence, QB; B.T. Potter, PK; Will Putnam, OL; Baylor Spector, LB; Will Spiers, P; Will Swinney, WR

2021 - Matt Bockhorst, OL; K.J. Henry, DE; Walker Parks, OL; B.T. Potter, PK; Will Shipley, RB; Trenton Simpson, LB; James Skalski, LB; Baylon Spector, LB; Will Spiers, P; Will Swinney, WR; Nolan Turner, S; DJ Uiagalelei, QB

2022 - Davis Allen, TE; LaVonta Bentley, LB; Jake Briningstool, TE; DeMonte Capehart, DT; Barrett Carter, LB; Holden Caspersen, LS; Beaux Collins, WR; Carson Donnelly, S; Sage Ennis, TE; Philip Florenzo, LS; Malcolm Greene, CB; K.J. Henry, DE; Sheridan Jones, CB; Cade Klubnik, QB; Phil Mafah, RB; Blake Miller, OL; Kobe Pace, RB; Walker Parks, OL; Jalyn Phillips, S; B.T. Potter, PK; Luke Price, TE; Will Putnam, OL; Etinosa Reuben, DT; Will Shipley, RB; Trenton Simpson, LB; Drew Swinney, WR; DJ Uiagalelei, QB; Antonio Williams, WR; Wade Woodaz, LB

ALL-BOWL TEAM

1940 Cotton Banks McFadden, QB
Bob Sharpe, C

1978 Gator Joe Bostic, OG

1979 Peach Jim Stuckey, DT

1981 Orange Jeff Davis, LB

1987 Citrus John Phillips, OG

1988 Citrus Jesse Hatcher, OLB

1989 Gator Levon Kirkland, OLB

1990 Hall of Fame Eric Harmon, OG
Chris Gardocki, PK

1993 Peach Brentson Buckner, DT

1999 Peach Keith Adams, LB

2001 Humanitarian Kyle Young, C

2003 Peach Chad Jasmin, RB
Justin Miller, CB

2012 Chick-fil-A DeAndre Hopkins, WR

2013 Orange Tajh Boyd, QB
Sammy Watkins, WR
Grady Jarrett, DT

2014 Russell Athletic Kevin Dodd, DE
Mitch Hyatt, OT
Eric Mac Lain, OG
Deshaun Watson, QB

2015 Orange, CFPNCG Jay Guillermo, C
Cordrea Tankersley, CB
Carlos Watkins, DT
Deshaun Watson, QB

2018 Cotton, CFPNCG Austin Bryant, DE
Justyn Ross, WR

2019 Fiesta, CFPNCG Tremayne Anchrum, OT
Jackson Carman, OT
Travis Etienne, RB
Isaiah Simmons, LB

2021 Cheez-It Mario Goodrich, CB

ALL-SOUTH

1937 - Charlie Woods, C; Don Willis, B

1938 - Gus Goins, E; Don Willis, B

1939 - George Fritts, T; Bob Sharpe, C

1939 - Banks McFadden, B

1948 - Bobby Gage, B

1950 - Wyndie Wyndham, LB; Bob Patton, T

1952 - Tom Barton, DL

ALL-SOUTH ATLANTIC

1930 - Angus Fordham, C

1934 - Randy Hinson, B

1935 - Clarence Inabinet, G

1935 - Bob Jones, E

1936 - Mac Folger, B

ALL-SIAA

1902 - Hope Sadler, E; John Maxwell, QB

1903 - Vet Sitton, E; Oscar Derrick, G;
John Maxwell, QB; Jock Harvey, FB

1904 - Oscar Derrick, T

1905 - Oscar Derrick, T; Fritz Furtick, HB

1913 - W. A. Schilleter, T

1917 - Mutt Gee, C

1919 - L.M. Lightsey, G; R.C. Potts, G;
Stumpy Banks, B

1920 - L.M. Lightsey, G

ALL-SOUTHERN CONFERENCE

1922 - L.M. Lightsey, T

1928 - O.K. Pressley, C

1929 - Goat McMillan, TB

1935 - Tom Brown, T; Clarence Inabinet, G

1937 - Charlie Woods, C; Bob Bailey, B

1938 - Gus Goins, E; Don Willis, B

1939 - Joe Blalock, E; George Fritts, T;
Banks McFadden, B; Shad Bryant, B

1940 - Joe Blalock, E; George Fritts, T;
Charlie Timmons, B

1941 - Joe Blalock, E; George Fritts, T;
Charlie Timmons, B

1942 - Chip Clark, E

1944 - Ralph Jenkins, C

1945 - Ralph Jenkins, C; Bob Turner, T

1948 - Frank Gillespie, G; Bobby Gage, B

1949 - Ray Mathews, B

1950 - Glenn Smith, E; Fred Cone, B

1951 - Glenn Smith, E; Billy Hair, B

1952 - Don King, B

ARCHIE GRIFFIN AWARD

Presented by the Columbus (Ohio) Touchdown Club to college football's Most Valuable Player.

2015 - Deshaun Watson, QB

2018 - Trevor Lawrence, QB

ARMED FORCES MERIT AWARD

Presented by the Football Writers of America.

2014 - Daniel Rodriguez, WR

ASSOCIATED PRESS COACH-OF-THE-YEAR

2015 - Dabo Swinney

ATLANTA TOUCHDOWN CLUB AWARD

Given annually to the top back and lineman in the South by the Atlanta Touchdown Club.

1977 - Steve Fuller, Back

1979 - Jim Stuckey, Tackle

1981 - Jeff Davis, Linebacker

1990 - Stacy Long, Offensive Tackle

1991 - Jeb Flesch, Offensive Guard

BANK OF AMERICA HAMILTON/MORROW AWARDS

Most Valuable Player

1936 - Mac Folger, TB

1937 - Red Pearson, BB

1938 - Charlie Woods, C

1939 - Banks McFadden, B

1948 - Jack Miller, PK

1950 - Fred Cone, FB

1958 - Bill Thomas, C

1959 - Bill Mathis, HB

1961 - Ron Scrudato, FB

1962 - Don Chuy, T

1963 - Pat Crain, FB

1964 - Hal Davis, HB

1965 - Thomas Ray, QB

1966 - Jimmy Addison, QB

1967 - Harry Olszewski, OG

1968 - Ray Yauger, TB

1969 - Ray Yauger, TB

1970 - Ray Yauger, TB

1971 - Larry Hefner, LB

1972 - Wade Hughes, TB

1973 - Ken Pengitore, QB

1974 - Mark Fellers, QB

1975 - Craig Brantley, FLK

1976 - Mike O'Caín, QB

1977 - Steve Fuller, QB

1978 - Steve Fuller, QB

1979 - Bubba Brown, LB; Billy Lott, QB

1980 - Obed Ariri, PK

1981 - Homer Jordan, QB

1982 - Terry Kinard, FS; Cliff Austin, TB

1983 - Kevin Mack, FB

1984 - William Perry, MG

1985 - Kenny Flowers, TB

1986 - Terrence Flagler, TB

1987 - Michael Dean Perry, DT; John Phillips, OG

1988 - Rodney Williams, QB; Donnell Woolford, CB

1989 - Chris Morocco, QB; Levon Kirkland, OLB

1990 - Chris Gardocki, PK; John Johnson, OLB

1991 - DeChane Cameron, QB; Rob Bodine, MG

1992 - Rodney Blunt, TB; Robert O'Neal, FS

1993 - Terry Smith, WR; Brentson Buckner, DT

1994 - Louis Solomon, QB; Tim Jones, LB

1995 - Raymond Priestler, TB; Brian Dawkins, SS

1996 - Anthony Simmons, LB; Raymond Priestler, TB

1997 - Anthony Simmons, LB; Tony Horne, WR

1998 - Chris Jones, LB; Mal Lawyer, WR

1999 - Keith Adams, LB; Rod Gardner, WR

2000 - Nick Eason, DL; Woodrow Dantzler, QB;
Rod Gardner, WR

2001 - Chad Carson, LB; Woodrow Dantzler, QB

2002 - Nick Eason, DT; J.J. McKelvey, WR;
Bryant McNeal, DE

2003 - Leroy Hill, LB; Charlie Whitehurst, QB

2004 - Leroy Hill, LB; Aïrese Currie, WR

2005 - Tye Hill, CB; Charlie Whitehurst, QB

2006 - Gaines Adams, DE; Chansi Stuckey, WR

2007 - Michael Hamlin, S; Cullen Harper, QB

2008 - Michael Hamlin, S; C.J. Spiller, RB

2009 - DeAndre McDaniel, S; C.J. Spiller, RB

2010 - Da'Quan Bowers, DE; Jamie Harper, RB

2011 - Tajh Boyd, QB; Andre Branch, DE

2012 - Tajh Boyd, QB; DeAndre Hopkins, WR;
Grady Jarrett, DT; Jonathan Willard, LB

2013 - Vic Beasley, DE; Tajh Boyd, QB;
Spencer Shuey, LB; Sammy Watkins, WR

2014 - Vic Beasley, DE; Kalon Davis, OL;
Grady Jarrett, DT; Mike Williams, WR

2015 - Wayne Gallman, RB; Shaq Lawson, DE;
Deshaun Watson, QB

2016 - Ben Boulware, LB; Jadar Johnson, S;
Carlos Watkins, DT; Deshaun Watson, QB
Mike Williams, WR

2017 - Kelly Bryant, QB; Ryan Carter, CB;
Clelin Ferrell, DE; Mitch Hyatt, OT;
Dorian O'Daniel, LB

2018 - Travis Etienne, RB; Clelin Ferrell, DE;
Trevor Lawrence, QB; Christian Wilkins, DT

2019 - Travis Etienne, RB; Tee Higgins, WR;
Trevor Lawrence, QB; Tanner Muse, S;
Isaiah Simmons, LB

2020 - Travis Etienne, RB; Trevor Lawrence, QB;
Cornell Powell, WR; Amari Rodgers, WR;
Nolan Turner, S; James Skalski, LB;
Baylon Spector, LB

2021 - Davis Allen, TE; Andrew Booth Jr., CB;
Jordan McFadden, OT; Myles Murphy, DE;
Will Shipley, RB; James Skalski, LB;
Baylon Spector, LB; Nolan Turner, S

2022 - Davis Allen, TE; Barrett Carter, LB;
Tyler Davis, DT; K.J. Henry, DE;
Jordan McFadden, OL; Will Shipley, RB;
Jeremiah Trotter Jr., LB; Antonio Williams, WR

BEAR BRYANT AWARD

2015 - Dabo Swinney

2016 - Dabo Swinney

2018 - Dabo Swinney



GRADY JARRETT WAS NAMED TO THE ALL-BOWL TEAM FOR HIS PERFORMANCE IN THE 2014 RUSSELL ATHLETIC BOWL.

HONORS & AWARDS

BLANCHARD-ROGERS TROPHY

Presented by the South Carolina Football Hall of Fame to the best college player from or in South Carolina.

2013 - Tajh Boyd, QB
2014 - Vic Beasley, DE
2015 - Deshaun Watson, QB
2016 - Deshaun Watson, QB
2018 - Travis Etienne, RB
2019 - Trevor Lawrence, QB

BOB JAMES SCHOLARSHIP

Presented by the ACC to Clemson male athlete who has been an outstanding student-athlete.

1984 - Mike Eppley, QB
1985 - John Watson, OT
1987 - David Treadwell, PK
1992 - Bruce Bratton, OT

BOBBY BOWDEN AWARD

Honoring dedication to faith, family, friends and football.

2016 - Deshaun Watson, QB
2018 - Hunter Renfrow, WR
2020 - Trevor Lawrence, QB

BOBBY DODD NATIONAL COACH-OF-THE-YEAR AWARD

2011 - Dabo Swinney

BOWL GAME MVPs

1939 Cotton	Banks McFadden, B
1948 Gator	Bobby Gage, QB
1959 Bluebonnet	Lowndes Shingler, QB
1977 Gator	Jerry Butler, WR
1978 Gator	Steve Fuller, QB
1981 Orange	Homer Jordan, QB

1985 Independence	Kenny Flowers, FB
1986 Gator	Rodney Williams, QB
1987 Citrus	Rodney Williams, QB

1988 Citrus	Terry Allen, TB
	Jesse Hatcher, OLB
1989 Gator	Levon Kirkland, OLB
1990 Hall of Fame	DeChane Cameron, QB
1991 Citrus	DeChane Cameron, QB

1993 Peach	Chester McGlockton, DT
	Brentson Buckner, DT
	Emory Smith, FB
1995 Gator	Peter Ford, CB
1996 Peach	Raymond Priestler, TB

1997 Peach	Rahim Abdullah, OLB
1999 Peach	Keith Adams, LB
2000 Gator	Rod Gardner, WR
2001 Humanitarian	Woodrow Dantzler, QB
2002 Tangerine	John Leake, LB

2003 Peach	Kevin Youngblood, WR
	Leroy Hill, LB
	Chad Jasmin, RB
2005 Champs Sports	James Davis, RB
2007 Chick-fil-A	C.J. Spiller, RB
2008 Gator	Da'Quan Bowers, DE
2009 Music City	C.J. Spiller, RB
2012 Chick-fil-A	Tajh Boyd, QB
2013 Orange	Sammy Watkins, WR
2014 Russell Athletic	Cole Stoudt, QB
2015 Orange	Deshaun Watson, QB

	Ben Boulware, LB
2016 Fiesta	Deshaun Watson, QB
	Clelin Ferrell, DE
2016 CFPNCG	Deshaun Watson, QB
	Ben Boulware, LB
2018 Cotton	Trevor Lawrence, QB
	Austin Bryant, DE
2018 CFPNCG	Trevor Lawrence, QB
	Trayvon Mullen, CB
2019 Fiesta	Trevor Lawrence, QB
	Chad Smith, LB

2021 Cheez-It	Mario Goodrich, CB
---------------	--------------------

Note: Year is season, not necessarily date.

BRANDON STREETER AWARD

Given to a Clemson student-athlete who overcomes injury to excel on the field.

1999-00 - Brandon Streeter
2002-03 - Kevin Youngblood
2007-08 - Jacoby Ford
2011-12 - Phillip Price

2017-18 - Austin Bryant
2019-20 - Amari Rodgers
2021-22 - Justyn Ross

Note: Only football players listed.

BRIAN DAWKINS LIFETIME ACHIEVEMENT AWARD

2013 - Brian Dawkins
2014 - Bill Smith
2015 - Warren Forney
2016 - Jerry Butler
2017 - Jeff Davis
2018 - Mark Richardson
2019 - Michael Allen
2020 - Michael Dean Perry
2021 - Carl Martin
2022 - Dexter Davis
2023 - Patrick Sapp

BRIAN PICCOLO AWARD

Presented by the Atlantic Coast Conference to the year's most courageous football player in memory of the late Wake Forest and Chicago Bear halfback.

1978 - Rex Varn, DB
1980 - Jack Cain, DB
1986 - Ray Williams, WR
1995 - Warren Forney, DT
2021 - Justyn Ross, WR (shared award)

BRONKO NAGURSKI AWARD

National Award given by Football Writers Association to the nation's top defensive player.

2010 - Da'Quan Bowers, DE

BRONKO NAGURSKI LEGENDS AWARD

2023 - Jeff Davis

BURLSWORTH TROPHY

Presented to the nation's most outstanding player who began his career as a walk-on.

2018 - Hunter Renfrow, WR

BUTKUS AWARD

Presented to the nation's most outstanding linebacker.

2019 - Isaiah Simmons, LB

CAMPBELL TROPHY

Presented by National Football Foundation and known as the "Academic Heisman Trophy."

2018 - Christian Wilkins, DL

CBS DEFENSIVE PLAYER-OF-THE-YEAR

National Award given by CBS Sports and Chevrolet to the nation's outstanding defensive player.

1982 - Terry Kinard, DB

CBS SPORTS COACH-OF-THE-YEAR

2015 - Dabo Swinney

CHIC HARLEY AWARD

Presented to the nation's top player by the Touchdown Club of Columbus (Ohio).

2016 - Deshaun Watson, QB

CITIZENS SAVINGS ATHLETIC FOUNDATION HALL OF FAME

Recognition from the Citizen Savings Foundation (formerly the Helms Athletic Foundation), located in Los Angeles, Calif.

Athletic Director - Frank Howard, 1941-71 (Elected 1979)

Coach - Frank Howard, 1940-69 (Elected 1973)

Player - Banks McFadden, Back 1937-38-39 (Elected 1969)

SID - Bob Bradley, 1954-89 (Elected 1972); Joe Sherman, 1934-47 (Elected 1980)

Athletic Trainer - Fred Hoover, 1958-98 (Elected 1982)

CLEMSON RING OF HONOR

Member	Clemson	Inducted
Banks McFadden (#66)	1937-69	1994
Frank Howard	1931-69	1994
Steve Fuller (#4)	1975-78	1994
Jeff Davis (#45)	1978-81	1995
Fred Cone (#31)	1948-50	1997
Jerry Butler (#15)	1975-78	1999
Terry Kinard (#43)	1979-82	2001
Bob Bradley (SID)	1955-89	2005
1981 Team	1981	2006

TIGERS IN TOP 10 OF HEISMAN TROPHY VOTING

Year	Player	Pos.	Cl.	1	2	3	Points	Finish
1939	Banks McFadden	QB	Sr.	NA	NA	NA	NA	8
1978	Steve Fuller	QB	Sr.	19	6	13	82	T-6
2009	C.J. Spiller	RB	Sr.	26	31	83	223	6
2015	Deshaun Watson	QB	So.	148	240	241	1165	3
2016	Deshaun Watson	QB	Jr.	269	302	113	1524	2
2018	Travis Etienne	RB	So.	0	6	17	29	7
2019	Trevor Lawrence	QB	So.	3	25	29	88	7
	Travis Etienne	RB	Jr.	0	7	11	25	9
2020	Trevor Lawrence	QB	Jr.	222	176	169	1187	2

Danny Ford	1978-89	2013
Levon Kirkland (#44)	1988-91	2019

CLEMSON UNIVERSITY DISTINGUISHED SERVICE AWARD

1963 - Roy Pearce ('41)
Bob Jones ('30)
Porter Caughman ('08)
1965 - Walter Cox ('39)
1966 - Banks McFadden ('40)
1967 - Rhett Turnipseed ('22)
John M. Flemming ('26)
1968 - James Gee ('17)
Claude Hayden ('12)
1970 - States R.G. Finley ('18)
1977 - Herman Nimitz ('17)
1979 - Jesse H. Yarborough ('30)
1980 - Gene Willimon ('33)
1981 - Louis P. Batson, Jr. ('48)
1982 - Bill McLellan ('54)
1983 - Phil Prince ('49)
Billy G. Rogers ('49)
1984 - Bill Hunter ('45)
1986 - Wallace Roy ('26)
1987 - John Tice ('55)
1992 - Lawrence Gressette ('92)
2002 - John E. Walker ('58)
2003 - Charlie Bussey ('57)
2008 - Randy Smith ('66)
2013 - Jimmy Addison ('68)
2017 - Rich Davies ('86)
2018 - Bill Smith ('82)
2020 - Jimmy Bell ('65)

COLLEGE FOOTBALL HALL OF FAME ALL-DECADE TEAM

Presented to the top players of the decade.

2010s - Deshaun Watson, QB
2010s - Christian Wilkins, DL

DANNY FORD SCHOLARSHIP AWARD

2009 - Jess Bowers, DL
2010 - Michael Wade, QB/S
2011 - Dawson Zimmerman, P
2012 - Chandler Catanzaro, PK
2013 - Andrew Maass, WR
2014 - David Estes, LS
2015 - Alex Spence, PK
2016 - Alex Spence, PK
2017 - Hall Morton, S
2018 - Alex Spence, PK
2019 - Max May, WR
2020 - David Cote, LB; Max May, WR; Elijah Turner, S
2021 - Will Brown, WR; David Cote, LB; Max May, WR
2022 - David Cote, LB; Will Shipley, RB

DAVEY O'BRIEN AWARD

Presented to the nation's top quarterback.

2015 - Deshaun Watson, QB
2016 - Deshaun Watson, QB

DISNEY SPIRIT AWARD

Presented to the nation's most inspirational player, coach, team or figure.

2020 - Darien Rencher, RB

EARL H. BLAIK FELLOWSHIP

A scholarship given annually, sponsored by the NCAA, to a deserving scholar-athlete in the memory of the legendary Army West Point coach, Earl Blaik.

1964 - Jimmy Bell, QB

EDDIE ROBINSON NATIONAL COACH-OF-THE-YEAR

1981 - Danny Ford
2015 - Dabo Swinney

ESPN ALL-TIME TEAM

College football's top-150 players as selected by ESPN in 2019.

Deshaun Watson (101)

FCA NATIONAL COACH-OF-THE-YEAR

2014 - Dabo Swinney

FEDEX ORANGE BOWL FWAA COURAGE AWARD

2006 - Ray Ray McElrathbey, CB
2012 - Daniel Rodriguez, WR

FRANCIS AWARD

Presented for Leadership

1988 - Jeff Bak, C
1989 - Wesley McFadden, FB
1990 - Stacy Fields, TE
1991 - Rob Bodine, MG
1992 - Ashley Sheppard, OLB
1993 - Richard Moncrief, QB
1994 - Tim Jones, LB
1995 - Warren Forney, DT
1996 - Raymond White, DT
1997 - Lamont Hall, TE
1998 - Donald Broomfield, DT
1999 - Brandon Streeter, QB
2000 - Chad Carson, LB; Kyle Young, C
2001 - Chad Carson, LB
2002 - Jackie Robinson, WR
2003 - Tony Elliott, WR
2004 - Tommy Sharpe, C
2005 - Tye Hill, CB
2006 - Anthony Waters, LB
2007 - Cullen Harper, QB; Michael Hamlin, S
2008 - Jock McKissic, DT
2009 - Thomas Austin, OG
2010 - Marcus Gilchrist, CB
2011 - Dwayne Allen, TE
2012 - Dalton Freeman, C
2013 - Tajh Boyd, QB
2014 - Grady Jarrett, DT
2015 - Eric Mac Lain, OG
2016 - Ben Boulware, LB
2017 - Maverick Morris, OL; Dorian O'Daniel, LB
2018 - Adam Choice, RB; Clelin Ferrell, DE; Mitch Hyatt, OT; Kendall Joseph, LB; Hunter Renfrow, WR; Christian Wilkins, DT
2019 - Tremayne Anchrum, OT; Tanner Muse, S
2020 - Trevor Lawrence, QB; James Skalski, LB; Nolan Turner, S
2021 - Matt Bockhorst, OL; Will Brown, WR; Mario Goodrich, CB; Justyn Ross, WR; James Skalski, LB; Baylon Spector, LB; Will Spiers, P; Nolan Turner, S
2022 - Davis Allen, TE; Tyler Davis, DT; K.J. Henry, DE; Jordan McFadden, OL; Jalyn Phillips, S

FRANK BROYLES AWARD

Presented to the nation's top assistant coach.

2016 - Brent Venables
2017 - Tony Elliott

FRANK HOWARD AWARD

For achievement bringing honor to Clemson.

1970 - Charlie Waters
1971 - Jim Sursavage
1972 - John McMakin
1973 - Ben Anderson
1975 - Bennie Cunningham

HONORS & AWARDS

1978 - Steve Fuller
 1979 - Steve Fuller; Jerry Butler
 1981 - Obed Ariri
 1982 - National Championship Football Team
 1983 - Terry Kinard
 2009 - Jacoby Ford
 2011 - Da'Quan Bowers
 2013 - Tajh Boyd
 2014 - Sammy Watkins
 2019 - Christian Wilkins

GENE STALLINGS HUMANITARIAN AWARD

2014 - Dabo Swinney

GEORGE MUNGER COACH-OF-THE-YEAR

2015 - Dabo Swinney

HAMPSHIRE SOCIETY INDUCTEES

2011 - Dawson Zimmerman, P
 2012 - Jaron Brown, WR; Dalton Freeman, C
 2013 - Chandler Catanzaro, PK
 2018 - Justin Falcinelli, C; Austin Spence, LS;
 Christian Wilkins, DT; Garrett Williams, TE
 2019 - Diondre Overton, WR; Patrick Phibbs, LS;
 Sean Pollard, OL; Chad Smith, LB
 2020 - Trevor Lawrence, QB
 2021 - Matt Bockhorst, OL; Jack Maddox, LS;
 Baylon Spector, LB; Will Spiers, P;
 Will Swinney, WR
 2022 - K.J. Henry, DE; B.T. Potter, PK;
 Trenton Simpson, LB

HOME DEPOT COACH-OF-THE-YEAR

2015 - Dabo Swinney

IPTAY ATHLETE-OF-THE-YEAR

Presented by Mr. & Mrs. Eugene P. Willimon to Clemson's most outstanding athlete based on athletic accomplishments with consideration of character, leadership and academics.

1978-79 Steve Fuller
 1982-83 Terry Kinard
 1997-98 Anthony Simmons
 2000-01 Rod Gardner
 2005-06 Tye Hill
 2006-07 Gaines Adams
 2009-10 C.J. Spiller
 2019-20 Isaiah Simmons
 2020-21 Trevor Lawrence

JACK LAMBERT AWARD

Presented to the nation's top senior linebacker.
 2016 - Ben Boulware

JACOBS BLOCKING TROPHY (ACC)

Presented annually by Hugh & William Jacobs of Clinton, S.C., in memory of their late father, Dr. William P. Jacobs, to the ACC's outstanding blocker, based on a vote by ACC assistants.

1959 - Doug Cline, FB
 1966 - Wayne Mass, T
 1967 - Harry Olszewski, G
 1977 - Joe Bostic, G
 1983 - James Farr, G
 1987 - John Phillips, OG
 2017 - Mitch Hyatt, OT
 2018 - Mitch Hyatt, OT
 2022 - Jordan McFadden, OL

JACOBS BLOCKING TROPHY (STATE)

Presented annually by Hugh and William Jacobs (Clinton, S.C.) in memory of their father, Dr. William P. Jacobs, to the outstanding blocker in the state, based on a vote of assistant coaches.

1928 - O.D. Padgett, BB
 1930 - Grady Salley, WB
 1937 - Don Willis, FB
 1938 - Don Willis, FB
 1942 - Marion Craig, BB
 1944 - Alton Cumbie, BB
 1945 - Alton Cumbie, BB
 1948 - Robert Martin, BB
 1950 - Dick Hendley, BB
 1955 - Dick Marazza, T
 1957 - Bill Thomas, C
 1959 - Doug Cline, FB
 1965 - Bo Ruffner, FB
 1966 - Wayne Mass, T
 1967 - Harry Olszewski, G



**JORDAN McFADDEN
 RECEIVED THE ACC'S
 JACOBS BLOCKING
 TROPHY IN 2022.**

1968 - Joe Lhotsky, T
 1970 - Dave Thompson, G
 1973 - Ken Peebles, T
 1974 - Ken Peebles, G
 1977 - Joe Bostic, G
 1978 - Joe Bostic, G
 1982 - Bob Mayberry, T
 1983 - James Farr, OG
 1986 - John Phillips, OG
 1987 - John Phillips, OG
 1990 - Stacy Long, OT
 1991 - Jeb Flesch, OG
 1992 - Stacy Seegars, OG

JIM TATUM AWARD

Presented to the top scholar among ACC football players.

1994 - Ed Glenn, TE
 2001 - Kyle Young, C
 2018 - Christian Wilkins, DT

KEITH JACKSON AWARD OF EXCELLENCE

Presented by ESPN and Cingular Wireless
 2006 - Ray Ray McElrathbey, CB

MACKAY AWARD

National award given to the nation's top tight end.
 2011 - Dwayne Allen, TE

MANNING AWARD

Presented to the nation's top quarterback.
 2015 - Deshaun Watson
 2016 - Deshaun Watson

McFADDEN AWARD

Presented to top college football player in South Carolina by the Greenville Touchdown Club.

1993 - Terry Smith, WR
 1996 - Anthony Simmons, LB
 1997 - Anthony Simmons, LB
 1999 - Keith Adams, LB
 2001 - Woodrow Dantzler, QB
 2003 - Charlie Whitehurst, QB
 2006 - Gaines Adams, DE
 2007 - Cullen Harper, QB
 2009 - C.J. Spiller, RB
 2011 - Sammy Watkins, WR
 2012 - Tajh Boyd, QB

2013 - Sammy Watkins, WR
 2014 - Vic Beasley, DE
 2015 - Deshaun Watson, QB
 2016 - Deshaun Watson, QB

McKEVLIN AWARD

Given annually to the Athlete-of-the-Year in the Southern Conference and/or ACC.

1947-48 Frank Gillespie
 2015-16 Deshaun Watson
 2016-17 Deshaun Watson
 2020-21 Trevor Lawrence

NATIONAL AWARD CANDIDATES

Year	Player	Award	Final
1939	Banks McFadden	Heisman	8
1982	Terry Kinard	CBS Defensive	1
1983	William Perry	Outland	10
1984	William Perry	Lombardi	4
1987	Michael Dean Perry	Outland	3
1990	Stacy Long	Outland	3
	Levon Kirkland	Butkus	5
1991	Ed McDaniel	Butkus	4
1997	Tony Horne	Biletnikoff	10
	Anthony Simmons	Butkus	10
1998	Antwan Edwards	Thorpe	10
1999	Keith Adams	Football News Defensive	15
2000	Keith Adams	Bednarik	3
		Butkus	3
		Football News Defensive	5
	Kyle Young	Rimington	3
	Chad Speck	Tatupu	5
	Woodrow Dantzler	O'Brien	8
	Rod Gardner	Biletnikoff	10
	Robert Carswell	Thorpe	12
2001	Kyle Young	Rimington	5
	Woodrow Dantzler	O'Brien	12
2002	Aaron Hunt	Groza	20
2004	Justin Miller	Thorpe	12
2005	Jad Dean	Groza	3
	Tye Hill	Thorpe	3
2006	Gaines Adams	Nagurski	5
		Hendricks	6
		Lombardi	12
		Bednarik	16
	James Davis	Walker	10
2008	Cullen Harper	Unitas	10
2009	C.J. Spiller	Walker	4

		Heisman	6
2010	Da'Quan Bowers	Hendricks	1
		Nagurski	1
		Bednarik	3
		Lombardi	3
	Dawson Zimmerman	Guy	10
2011	Dwayne Allen	Mackey	1
	Andre Branch	Hendricks	6
	Dalton Freeman	Rimington	6
	Tajh Boyd	O'Brien	10
		Maxwell	16
	Sammy Watkins	Biletnikoff	10
		Walter Camp	10
	Dawson Zimmerman	Wuerffel	13
	Chandler Catanzaro	Groza	20
2012	Dalton Freeman	Rimington	6
	Tajh Boyd	Manning	10
		Unitas	15
		Walter Camp	15
		O'Brien	16
	DeAndre Hopkins	Biletnikoff	10
	Chandler Catanzaro	Groza	20
2013	Sammy Watkins	Biletnikoff	3
	Tajh Boyd	Unitas	5
		Manning	10
		Maxwell	16
		O'Brien	16
	Vic Beasley	Hendricks	6
		Lombardi	12
		Bednarik	16
	Spencer Shuey	Lott	20
2014	Vic Beasley	Bednarik	3
		Lombardi	4
		Hendricks	5
		Lott	15
	Stephone Anthony	Butkus	15
	Ammon Lakip	Groza	20
2015	Deshaun Watson	Griffin	1
		Manning	1
		O'Brien	1
		Heisman	3
		Walter Camp	3
	Jordan Leggett	Mackey	3
	Shaq Lawson	Lombardi	4
		Nagurski	5
		Hendricks	6
		Bednarik	20
	Mackensie Alexander	Thorpe	16

HONORS & AWARDS



HUNTER RENFROW WON THE 2018 BURLSWORTH AWARD, GIVEN ANNUALLY TO THE MOST OUTSTANDING FBS PLAYER WHO BEGAN HIS CAREER AS A WALK-ON.

2016	Deshaun Watson	Bowden	1
		Harley	1
		Manning	1
		O'Brien	1
		Unitas	1
		Heisman	2
		Walter Camp	3
		Maxwell	3
	Ben Boulware	Lambert	1
	Jordan Leggett	Mackey	3
	Christian Wilkins	Nagurski	5
		Bednarik	18
	Cordrea Tankersley	Thorpe	16
		Bednarik	18
	Greg Huegel	Groza	20
2017	Christian Wilkins	Willis	1
	Dorian O'Daniel	Bowden	3
		Butkus	5
	Clelin Ferrell	Hendricks	5
	Kelly Bryant	Manning	11
	Dexter Lawrence	Bednarik	18
2018	Clelin Ferrell	Hendricks	1
		Bednarik	20
	Trevor Lawrence	Griffin	1
		Manning	11
		O'Brien	16
		Bowden	1
		Burlsworth	1
	Christian Wilkins	Campbell	1
		Bednarik	3
		Outland	3
		Lott	4
		Nagurski	5
		Lombardi	7
	Travis Etienne	Walker	3
		Heisman	7
		Maxwell	20
	Tre Lamar	Butkus	5
	Mitch Hyatt	Outland	8
2019	Isaiah Simmons	Butkus	1
		Bednarik	3
		Lott	4
		Nagurski	5
		Walter Camp	20

	John Simpson	Outland	6
	Trevor Lawrence	Heisman	7
		Sullivan	10
		Manning	12
		O'Brien	16
		Walter Camp	20
	Travis Etienne	Heisman	9
		Walker	10
		Maxwell	20
		Walter Camp	20
	Tanner Muse	Thorpe	14
2020	Trevor Lawrence	Bowden	1
		Heisman	2
		Maxwell	3
		O'Brien	3
		Lombardi	4
		Unitas	5
		Walter Camp	5
		Manning	12
	Travis Etienne	Hornung	5
		Walker	10
		Maxwell	18
		Walter Camp	20
	Will Spiers	Burlsworth	10
	Amari Rodgers	Biletnikoff	11
	B.T. Potter	Groza	20
2021	Will Swinney	Mortell	3
	Andrew Mukuba	Alexander	14
	Darien Rencher	Witten	20
2022	Will Shipley	Hornung	4
	Trenton Simpson	Lott	9
		Butkus	15
	Tyler Davis	Bednarik	20
	B.T. Potter	Groza	20
NATIONAL COORDINATOR-OF-THE-WEEK			
Year	Player	Opponent	Outlet
2011	Chad Morris	Auburn	Rivals
	Kevin Steele	Virginia Tech	Rivals
NATIONAL COORDINATOR-OF-THE-YEAR			
Year	Coordinator	Position	Outlet
2011	Chad Morris	OC	Rivals
2014	Brent Venables	DC	Football Scoop

2015	Brent Venables	DC	Rivals
NATIONAL FOOTBALL FOUNDATION HALL OF FAME			
These men have received the highest honor the game of football accords in their selection to the Hall of Fame, which is located in Atlanta, Ga.			
Coaches			
John Heisman, 1900-03 (Inducted 1954)			
Jess Neely, 1931-39 (Inducted 1971)			
Frank Howard, 1940-69 (Inducted 1989)			
Danny Ford, 1978-89 (Inducted 2017)			
Players			
Banks McFadden (B), 1937-39 (Inducted 1959)			
Terry Kinard (S), 1979-82 (Inducted 2001)			
Jeff Davis (LB), 1978-81 (Inducted 2007)			
C.J. Spiller (RB), 2006-09 (Inducted 2021)			
NATIONAL FOOTBALL FOUNDATION & HOF SCHOLAR-ATHLETE AWARD			
Given for excellence in football and academics (carries a stipend for postgraduate work).			
1964 - Jimmy Bell, QB			
1968 - Jimmy Addison, QB			
1972 - Ben Anderson, DB			
1978 - Steve Fuller, QB			
2001 - Kyle Young, C			
2018 - Christian Wilkins, DT			
NATIONAL FRESHMAN-OF-THE-YEAR			
Year	Player	Outlet	
1995	Anthony Simmons	UPI	
2011	Sammy Watkins	College Football News	
		Rivals	
		Sporting News	
NATIONAL PLAYER-OF-THE-WEEK			
Year	Player	Opponent	Outlet
1951	Glenn Smith	Auburn	AP
1958	Harvey White	Vanderbilt	AP
1974	Ken Callicutt	North Carolina	UPI
	Willie Anderson	South Carolina	SI
1978	Bubba Brown	NC State	SI
1980	Willie Underwood	South Carolina	SI

1995	Brian Dawkins	Duke	SI
1999	Brandon Streeter	Virginia	USA
	Keith Adams	Duke	Nagurski
2000	Woodrow Dantzler	Virginia	CNN SI.com
2001	Woodrow Dantzler	Georgia Tech	USA
		NC State	SN,
		CollegeFootballNews.com,	SI.com
2005	Jad Dean	Texas A&M	USA
2006	James Davis	Georgia Tech	WC,
		USA, Rivals.com	
2009	DeAndre McDaniel	Miami (Fla.)	Nagurski
	C.J. Spiller	Miami (Fla.)	WC
2011	Sammy Watkins	Maryland	Capital One Cup
			Rivals
	Tajh Boyd	Auburn	Manning
		Florida State	Manning
		Maryland	Manning
		North Carolina	Manning,
			Capital One Cup
	Kourtnei Brown*	North Carolina	WC
2012	Andre Ellington	Auburn	Maxwell
	Jonathan Meeks	Virginia Tech	Thorpe
	Tajh Boyd	NC State	WC
2013	Tajh Boyd	Georgia Tech	Athlon
			Maxwell
	Vic Beasley	NC State	Bednarik
2014	Deshaun Watson	North Carolina	Capital One,
			Manning
2015	Deshaun Watson	Boston College	O'Brien
		NC State	Capital One,
			WC, Maxwell
		Syracuse	FWAA
2016	Ben Boulware	Louisville	Bednarik,
			Lott, Nagurski
	Deshaun Watson	Louisville	O'Brien,
			WC
		Florida State	O'Brien
		South Carolina	Manning
2017	Austin Bryant	Auburn	WC,
			Nagurski
	Dorian O'Daniel	Virginia Tech	Nagurski
2019	Travis Etienne	Georgia Tech	WC
	Isaiah Simmons	Syracuse	Lott, WC
2020	Baylon Spector	Virginia	WC

HONORS & AWARDS

2022 Myles Murphy Florida State Bednarik
* - defense

NATIONAL TEAM-OF-THE-WEEK

Year	Opponent	Outlet
2003	Florida State	Football Writers
2011	Florida State	Football Writers
2015	North Carolina	Football Writers
2022	Syracuse	Football Writers

NATION'S MOST VERSATILE ATHLETE

Banks McFadden, 1939-40

NCAA POSTGRADUATE SCHOLARSHIP

Given to a deserving scholar-athlete who is entering postgraduate work in conjunction with NCAA scholarship fund.

1964 - Jimmy Bell
1968 - Jimmy Addison
1972 - Ben Anderson
1979 - Steve Fuller
1985 - John Watson
2001 - Kyle Young

NCAA TOP-FIVE AWARD

Given by the NCAA to the nation's top five outstanding senior student-athletes of the preceding calendar year.

1979 - Steve Fuller, Football

PHIL STEELE COACH-OF-THE-YEAR

2015 - Dabo Swinney

PRO FOOTBALL HALL OF FAME

2018 - Brian Dawkins

RENWICK-FLANDERS AWARD

Most Improved Player

1973 - Curt Buttermore, OG
1974 - Mark Fellers, QB
1975 - Jimmy Weeks, OT
1976 - Bubba Brown, LB
1977 - Steve Ryan, FS
1978 - Lester Brown, TB
1979 - Jeff Davis, LB
1980 - Lee Nanney, OT
1981 - Brad Fisher, OT
1982 - Brian Butcher, OT
1983 - Bob Paulling, PK
1984 - Reid Ingle, OT
1985 - John Watson, OT
1986 - Tony Stephens, MG
1987 - Tony Stephens, MG
1988 - Mark Drag, MG
1989 - Hank Phillips, C
1990 - Arlington Nunn, SS
1991 - Rodney Blunt, TB
1992 - Warren Forney, DT
1993 - Tim Jones, LB
1994 - Andre Carter, FS
1995 - Patrick Sapp, OLB
1996 - Jamie Trimble, C
1997 - Lorenzo Bromell, DE
1998 - Kyle Young, OG
1999 - Dextra Polite, CB
2000 - Nick Eason, DE
2001 - Derrick Hamilton, WR
2002 - Justin Miller, CB
2003 - Tye Hill, CB
2004 - Tye Hill, CB
2005 - Chansi Stuckey, WR
2006 - Cole Chaston, P
2007 - Cullen Harper, QB
2008 - Jacoby Ford, WR
2009 - Rashard Hall, S
2010 - Jarvis Jenkins, DT
2011 - Chandler Catanzaro, PK
2012 - Grady Jarrett, DT
2013 - Stephone Anthony, LB; Roderick McDowell, RB
2014 - Tony Stewart, LB; Reid Webster, OL
2015 - Jay Guillermo, C; Cordrea Tankersley, CB
2016 - Tyrone Crowder, OG; C.J. Fuller, RB; Kendall Joseph, LB; Nick Schuessler, QB
2017 - Austin Bryant, DE; J.D. Davis, LB; Justin Falcinelli, C; Tavien Feaster, RB; D.J. Greenlee, TE; Albert Huggins, DT; Trayvon Mullen, CB; Austin Spence, LS
2018 - Chase Brice, QB; Gage Cervenka, OL; Albert Huggins, DT; Denzel Johnson, S;

Isaiah Simmons, LB; John Simpson, OG; Nolan Turner, S

2019 - Jackson Carman, OT; Derion Kendrick, CB; Luke Price, TE; Chad Smith, LB; Baylon Spector, LB; Will Spiers, P; K'Von Wallace, S

2020 - Andrew Booth Jr., CB; Jack Maddox, LS; Justin Mascoll, DE; Jordan McFadden, OT; Chez Mellusi, RB; Cornell Powell, WR; Will Putnam, OL; Baylon Spector, LB; Jake Venables, LB; Lannden Zanders, S

2021 - LaVonta Bentley, LB; Dacari Collins, WR; Sage Ennis, TE; Mario Goodrich, CB; Ruke Orhorhoro, DT; Jalyn Phillips, S; Hunter Rayburn, OL; Trenton Simpson, LB; Xavier Thomas, DE; Mason Trotter, OL

2022 - Jake Briningstool, TE; Holden Caspersen, LS; Sage Ennis, TE; Philip Florenzo, LS; K.J. Henry, DE; Phil Mafah, RB; Ruke Orhorhoro, DT; Aidan Swanson, P/PK; Drew Swinney, WR; Marcus Tate, OL; Tyler Venables, S; Jonathan Weitz, PK; Nate Wiggins, CB

RETIRED NUMBERS

#4 Steve Fuller, QB
#28 C.J. Spiller, RB
#66 Banks McFadden, B

R.F. POOLE AWARD

Recognition of best Tiger offensive and defensive players in the Clemson-South Carolina game.

Year	Offense	Defense
1971 -	Tommy Kendrick	Larry Hefner
1972 -	Heidi Davis	Jim Williamson
1973 -	Smiley Sanders	Mike Buckner
1974 -	Ken Callicutt	Willie Anderson
1975 -	Harold Goggins	G.G. Galloway
1976 -	Tracy Perry	Rex Varn
1977 -	Steve Fuller	Roy Epps
1978 -	Lester Brown	Bubba Brown
1979 -	Obed Ariri	Jim Stuckey
1980 -	Homer Jordan	Willie Underwood
1981 -	Chuck McSwain	Bill Smith
1982 -	Homer Jordan	Terry Kinard
1983 -	Stacey Driver	James Robinson
1984 -	Steve Reese	Terence Mack
1985 -	Kenny Flowers	Raymond Chavous
1986 -	Ricardo Hooper	Donnell Woolford
1987 -	Danny Pearman	Donnell Woolford
1988 -	Rodney Williams	Jesse Hatcher
1989 -	Rodney Fletcher	Levon Kirkland
1990 -	Ronald Williams	Chester McGlockton
1991 -	DeChane Cameron	Levon Kirkland
1992 -	Les Hall	Tim Jones
1993 -	Emory Smith	Andre Humphrey
1994 -	Lamont Pegues	Mike Barber
1995 -	Antwuan Wyatt	Leomont Evans
1996 -	Raymond Priestler	Dexter McClean
1997 -	Nealon Greene	Antwan Edwards
1998 -	Javis Austin	Howard Bartley
1999 -	Woodrow Dantzler	Keith Adams
2000 -	Rod Gardner	Chad Carson
2001 -	Kyle Young	Khaleed Vaughn
2002 -	Charlie Whitehurst	Bryant McNeal
2003 -	Chad Jasmin	Maurice Fountain
2004 -	Reggie Merriweather	Leroy Hill
2005 -	James Davis	Jamaal Fudge
2006 -	C.J. Spiller	Jock McKissic
2007 -	Aaron Kelly	Chris Chancellor
2008 -	Starting Offensive Line	Chris Chancellor, Chris Clemmons
2009 -	Michael Palmer	Jamie Cumbie
2010 -	DeAndre Hopkins	Brandon Thompson
2011 -	Andre Ellington	Rashard Hall
2012 -	Andre Ellington	Xavier Brewer
2013 -	Brandon Thomas	Grady Jarrett
2014 -	8 players	11 players
2015 -	Deshawn Watson	Kevin Dodd
2016 -	Mike Williams	Ben Boulware
2017 -	Hunter Renfrow	Ryan Carter
2018 -	Offensive Line	Austin Bryant
2019 -	Gage Cervenka, Tee Higgins, Trevor Lawrence	K'Von Wallace
2021 -	Jordan McFadden, Will Shipley	Andrew Booth Jr.
2022 -	Will Shipley	Barrett Carter, K.J. Henry

SENIOR CLASS AWARD

Year	Player, Pos.	Final
2011	Dawson Zimmerman, P	10
2012	Rashard Hall, S	31

2018 Christian Wilkins, DT 10

SHINGLER/DR. R.C. EDWARDS SPORTSMANSHIP AWARD

(Athletic Department-Wide Award)

1979 - Charlie Bauman, MG
1981 - Jack Cain, DB
1982 - Jerry Gaillard, WR
1983 - Mike Eppley, QB
1985 - Mike Eppley, QB
1986 - Andy Newell, P
1987 - Bill Spiers, P
1988 - David Treadwell, PK
1989 - Rodney Williams, QB
1990 - Wesley McFadden, RB
1991 - Chris Gardocki, PK
1995 - Warren Forney, DT
2000 - Brandon Streeter, QB
2002 - Chad Carson, LB
2004 - Tony Elliott, WR
2006 - Charlie Whitehurst, QB

SILVER ANNIVERSARY ACC TEAM

Selected by the ACC Sports Writers Association honoring the players who participated in the conference during the first 25 years.

Harry Olszewski, OG, 1965-67 (selected in 1977)

SILVER ANNIVERSARY ALL-AMERICAN

Selected by Sports Illustrated honoring successful men who played college football in 1932.

Buck Priester, HB, Class of 1932 (selected in 1957)

SoCON 100-YEAR ANNIVERSARY TEAM

Joe Blalock, E; Frank Gillespie, G; Banks McFadden, B

SOUTH CAROLINA ATHLETIC HALL OF FAME

1960 - Banks McFadden
1961 - Frank Howard
1968 - Rock Norman
1969 - Joe Blalock
1973 - Fred Cone
1974 - Joel Wells
1976 - Bob Jones
1977 - Bill Mathis
1978 - Bobby Gage, John Heisman
1979 - Bill A. Hudson, Bob Hudson, Bob Sharpe
1980 - Charlie Waters
1981 - Jess Neely
1982 - Danny Ford
1986 - Dwight Clark, B.C. Inabinet
1987 - Tom Barton
1990 - Harry Olszewski
1991 - Steve Fuller
1993 - Mac Folger, Bennie Cunningham, Bob Jones
1995 - Jim Stuckey
1997 - Jerry Butler
1999 - Jeff Bostic
2000 - Buddy Gore
2001 - Bob Bradley, Jeff Davis
2002 - Terry Kinard
2003 - Perry Tuttle
2004 - Jeff Bryant, Dreher Gaskin
2005 - Gary Barnes, Michael Dean Perry, William Perry
2007 - Bill Spiers
2008 - Levon Kirkland
2010 - Joe Bostic
2011 - Chester McGlockton, Gene Moore
2013 - Homer Jordan, Bill McLellan, Jim Phillips
2014 - Brian Dawkins, Rodney Williams
2015 - Terry Allen
2017 - Bobby Johnson, Donnell Woolford
2019 - Chris Gardocki
2020 - C.J. Spiller
2022 - Fred Hoover
2023 - Woodrow Dantzler

SOUTH CAROLINA FOOTBALL HALL OF FAME

2013 - Danny Ford, Frank Howard, Banks McFadden
2014 - William Perry
2015 - Brian Dawkins
2016 - Jeff Davis, Michael Dean Perry
2017 - Levon Kirkland
2018 - Dwight Clark
2019 - Steve Fuller
2020 - Charlie Waters
2021 - Jeff Bostic, Chester McGlockton
2022 - Joe Bostic

SPORTING NEWS COACH-OF-THE-YEAR

2015 - Dabo Swinney

SPORTS ILLUSTRATED COACH-OF-THE-YEAR

2015 - Dabo Swinney

SPORTS ILLUSTRATED'S ALL-CENTURY TEAM

Terry Kinard, S

SUPER 11

Awarded to the top-11 athletic communications offices in the nation.

2009 - Football Writers
2010 - Football Writers
2015 - Football Writers
2016 - Football Writers
2017 - Football Writers
2018 - Football Writers
2019 - Football Writers
2020 - Football Writers
2021 - Football Writers
2022 - Football Writers

SWEDE NELSON SPORTSMANSHIP AWARD

Selected by the Boston Touchdown Club and awarded to the player who most exemplifies sportsmanship in college athletics.

1953 - Don King, B

TEAGUE AWARD

Given annually and selected by the sportswriters in North Carolina and South Carolina to the Amateur Athlete-of-the-Year in the two states.

1940 - Banks McFadden
1950 - Fred Cone

TED HENDRICKS AWARD

Presented to the nation's top defensive end.

2010 - Da'Quan Bowers, DE
2018 - Clelin Ferrell, DE

TIME100 NEXT LIST

A list of 100 emerging leaders who are shaping the future.

2020 - Trevor Lawrence, QB

UNITAS AWARD

Presented to the nation's top senior quarterback.

2016 - Deshaun Watson

USA TODAY ALL-DECADE TEAM

Presented to the top-22 players of the decade.

1980s - Terry Kinard, FS

USA TODAY PLAYER-OF-THE-DECADE

2010s - Deshaun Watson, QB

WALTER CAMP COACH-OF-THE-YEAR

2015 - Dabo Swinney

WEAVER-JAMES CORRIGAN POSTGRADUATE SCHOLARSHIP

Given by the ACC to a deserving scholar-athlete in memory of ACC Commissioners.

1972 - Ben Anderson
1978 - Steve Fuller
1995 - Ed Glenn
1996 - Andye McCrorey
2002 - Chad Carson, Kyle Young
2003 - Jackie Robinson
2004 - Tony Elliott
2007 - Thomas Hunter
2010 - Michael Wade
2011 - Dawson Zimmerman
2012 - Rashard Hall
2013 - Chandler Catanzaro
2016 - Deshaun Watson
2018 - Christian Wilkins
2022 - K.J. Henry

WILLIS AWARD

Presented by the Touchdown Club of Columbus (Ohio) to the defensive lineman-of-the-year.

2017 - Christian Wilkins


WOODY HAYES AWARD

Presented by the Touchdown Club of Columbus (Ohio) to the coach-of-the-year.

1981 - Danny Ford
2018 - Dabo Swinney

ALL-AMERICANS

Year	Player	Pos.	AP	UPI	FC	FW	WC	SN	FN	Other
1928	O.K. Pressley	C								Heisman ⁽³⁾ , NEA ⁽³⁾
1939	Banks McFadden	B	1	3	1	1				Colliers ⁽¹⁾ , NEA ⁽¹⁾
1940	Joe Blalock	E		2						Hearst ⁽¹⁾
1941	Joe Blalock	E		2	1				1	Central Press ⁽¹⁾
1945	Ralph Jenkins	C	3							INS ⁽¹⁾
1948	Bobby Gage	B								INS ⁽¹⁾
1950	Jackie Calvert	S	2							NEA ⁽¹⁾
1952	Tom Barton	DL		2						CT ⁽¹⁾
1955	Joel Wells	RB		3						
1959	Lou Cordileone	OL	1			1				
1966	Wayne Mass	OL		2						Dell Sports ⁽¹⁾
1967	Harry Olszewski	OG	2	1	1	1	1	2		
1970	Dave Thompson	OG		2						NEA ⁽¹⁾
1974	Bennie Cunningham	TE	1	1	1			1		
1975	Bennie Cunningham	TE					1	1		Time ⁽¹⁾
1977	Joe Bostic	OG	3			1			3	
1978	Joe Bostic	OG	2	2					1	
	Jerry Butler	WR	1				1			NEA ⁽²⁾
	Steve Fuller	QB	3							
1979	Jim Stuckey	DT	1	1		1		1		
1980	Obed Ariri	PK								NEA ⁽²⁾
1981	Jeff Bryant	DT							2	
	Jeff Davis	LB	2	1	1	1	1	1		
	Terry Kinard	FS	1			1				NEA ⁽¹⁾
	Lee Nanne	OT		2						
	Perry Tuttle	WR						1	2	
1982	* Terry Kinard	FS	1	1	1	1	1	1	1	
	William Perry	MG	3							
	Johnny Rembert	LB	3						3	
1983	James Farr	OG	3							
	William Perry	MG	1	1		1	1		2	
	James Robinson	DT						2		
1984	Dale Hatcher	P						2		
	Donald Igwebuike	PK	3							
	William Perry	MG	3	1		1		1		
1985	Steve Reese	OG							2	
1986	Terrence Flagler	RB	3			1			3	
	John Phillips	OG		1				2	2	
1987	Michael Dean Perry	DT		2		1		2	2	
	John Phillips	OG	2						3	
	David Treadwell	PK	1	1	1		1	1	1	
	Donnell Woolford	CB	3		1			2		
1988	Donnell Woolford	CB		1	1	1	1	1	2	
1989	Chris Gardocki	PK	3							
	Stacy Long	OT	3					1		
1990	Chris Gardocki	PK	2	2					3	
	Levon Kirkland	LB	2	2					3	
	Stacy Long	OT	1	1	1	1		1	1	
1991	Rob Bodine	MG	2			1		2		CP ⁽²⁾
	Jeb Flesch	OG	1	1			1	2	1	
	Levon Kirkland	LB		2	1		1	1	2	SH ⁽¹⁾
	Ed McDaniel	LB	3							CP ⁽¹⁾



ROB BODINE WAS
A FIRST-TEAM ALL-AMERICAN IN 1991.

Year	Player	Pos.	AP	UPI	FC	FW	WC	SN	FN	Other
1992	Stacy Seegars	OG	2	2					3	
	Nelson Welch	PK	3							
1993	Stacy Seegars	OG	1	2			1	1	1	CP ⁽²⁾
1995	Brian Dawkins	S	2					2		
	Anthony Simmons	LB	3							
1996	Anthony Simmons	LB	3					1	2	
1997	Jim Bundren	OT	3					3	2	
	Anthony Simmons	LB	1		1			1	2	CP ⁽²⁾
1998	Antwan Edwards	CB	3					3		Football Digest ⁽¹⁾
1999	Keith Adams	LB	2					3	1	CBS ⁽²⁾
2000	Keith Adams	LB	1				1	1	1	SI ⁽¹⁾
	Robert Carswell	FS	3					3		
	Rod Gardner	WR								CP ⁽¹⁾ , Gannett ⁽¹⁾
	Kyle Young	C						3	2	
2001	Kyle Young	C						3	3	
2002	Brian Mance	CB						4		
2004	Leroy Hill	LB	3							Rivals ⁽¹⁾
	Justin Miller	KR							2	Rivals ⁽²⁾ , SI ⁽²⁾
2005	Tye Hill	CB	2				1	1	2	ESPN ⁽¹⁾ , Rivals ⁽¹⁾
2006	* Gaines Adams	DE	1		1	1	1	1	1	ESPN ⁽¹⁾ , Rivals ⁽¹⁾
	Nathan Bennett	OG	3							
2007	Chris McDuffie	OG						2		
	Barry Richardson	OT					2		1	
2009	Thomas Austin	OG						3		
	DeAndre McDaniel	S				1		3		CBS ⁽¹⁾ , Steele ⁽¹⁾
	* C.J. Spiller	RB	1		1	1	1	1	1	ESPN ⁽¹⁾ , Rivals ⁽¹⁾
2010	* Da'Quan Bowers	DE	1		1	1	1	1	1	ESPN ⁽¹⁾ , Rivals ⁽¹⁾
	DeAndre McDaniel	S								Rivals ⁽³⁾ , Steele ⁽³⁾
2011	Dwayne Allen	TE	1			1				ESPN ⁽¹⁾ , SI ⁽¹⁾ , Steele ⁽¹⁾ , CBS ⁽²⁾
	Andre Branch	DE	3				2			CBS ⁽²⁾ , SI ⁽²⁾ , Steele ⁽²⁾
	Sammy Watkins	WR	1							Fox Sports ⁽¹⁾ , SI ⁽¹⁾ , Steele ⁽²⁾
2012	Tajh Boyd	QB			1					Lindy's ⁽³⁾
	Dalton Freeman	C	2		1		2			Scout ⁽²⁾ , Steele ⁽²⁾
	DeAndre Hopkins	WR	3							CBS ⁽²⁾ , Lindy's ⁽²⁾ , Scout ⁽²⁾ , Steele ⁽²⁾
	Sammy Watkins	WR								CP ⁽¹⁾
2013	Vic Beasley	DE	2			2	1	1		CBS ⁽¹⁾ , SI ⁽¹⁾ , USA ⁽¹⁾ , Steele ⁽²⁾
	Sammy Watkins	WR	2		1		2			CBS ⁽²⁾ , Lindy's ⁽²⁾ , Steele ⁽²⁾ , USA ⁽²⁾
2014	Vic Beasley	DE	1		1	2	1			CBS ⁽²⁾ , USA ⁽²⁾ , Scout ⁽²⁾ , Steele ⁽²⁾
	Grady Jarrett	DT								Athlon ⁽³⁾
2015	Mackensie Alexander	CB	3							Athlon ⁽²⁾
	Greg Huegel	PK								SI ⁽²⁾
	Jayron Kearse	S	2							ESPN ⁽¹⁾ , CBS ⁽²⁾ , Athlon ⁽²⁾ , SI ⁽²⁾
	Shaq Lawson	DE	1		1	1	1	2		ESPN ⁽¹⁾ , USA ⁽¹⁾ , CBS ⁽²⁾ , Athlon ⁽²⁾ , SI ⁽²⁾
	Jordan Leggett	TE						2		Athlon ⁽³⁾
	Deshawn Watson	QB	1		1	1	2	2		CBS ⁽¹⁾ , ESPN ⁽¹⁾ , USA ⁽¹⁾ , Athlon ⁽¹⁾ , SI ⁽²⁾
2016	Ben Boulware	LB	3		2	2	2			USA Today ⁽²⁾
	Jordan Leggett	TE				2				CBS ⁽²⁾
	Cordrea Tankersley	CB	3							USA Today ⁽¹⁾
	Carlos Watkins	DT	2							CBS ⁽¹⁾
	Deshawn Watson	QB	2		2		2	2		SI ⁽²⁾
	Christian Wilkins	DE	3		1	1	2	2		USA Today ⁽¹⁾
	Mike Williams	WR						2		Steele ⁽²⁾
2017	Austin Bryant	DE	3			1	2			
	Tyrone Crowder	OG	3							
	Clelin Ferrell	DE	1			2		2	2	CBS ⁽²⁾ , SI ⁽²⁾ , USA Today ⁽²⁾
	Mitch Hyatt	OT	2		2	2	2	1	2	ESPN ⁽¹⁾ , The All-American ⁽²⁾ , USA Today ⁽²⁾
	Dexter Lawrence	DT								Rivals ⁽²⁾
	Ray-Ray McCloud	PR								PFF ⁽²⁾
	Dorian O'Daniel	LB	2		2					BR ⁽¹⁾ , SI ⁽¹⁾
	Christian Wilkins	DL	2		1		2	1	1	Rivals ⁽¹⁾
2018	Travis Etienne	RB	2		2	2	2	1	2	ESPN ⁽¹⁾ , CBS ⁽²⁾ , SI ⁽²⁾ , TA ⁽²⁾
	Clelin Ferrell	DE	1		1	1	1	1	1	CBS ⁽¹⁾ , ESPN ⁽¹⁾ , SI ⁽¹⁾ , TA ⁽¹⁾
	Mitch Hyatt	OT	1		1	1	1	2	1	BR ⁽¹⁾ , TA ⁽¹⁾ , CBS ⁽²⁾
	Tre Lamar	LB				2				
	Dexter Lawrence	DT				1				
	Trayvon Mullen	CB				2				
	* Christian Wilkins	DT	1		1	1	1	1	2	BR ⁽¹⁾ , ESPN ⁽¹⁾ , PFF ⁽¹⁾ , SC ⁽¹⁾ , TA ⁽¹⁾ , CBS ⁽²⁾
2019	Travis Etienne	RB	2		2	2	2	2		PFF ⁽¹⁾ , USA ⁽¹⁾ , SI ⁽²⁾ , Steele ⁽²⁾ , TA ⁽²⁾
	Tee Higgins	WR								USA Today ⁽²⁾
	Tanner Muse	S	3							PFF ⁽²⁾ , Steele ⁽³⁾
	* Isaiah Simmons	LB	1		1	1	1	1		ESPN ⁽¹⁾ , Rivals ⁽¹⁾ , SI ⁽¹⁾ , Steele ⁽¹⁾ , TA ⁽¹⁾ , USA Today ⁽²⁾
	John Simpson	OL	2		1	1	1	1		ESPN ⁽¹⁾ , Steele ⁽¹⁾ , TA ⁽²⁾
2020	Jackson Carman	OT								CBS ⁽²⁾
	Travis Etienne	RB	1		2	1		1		ESPN ⁽¹⁾ , TA ⁽²⁾ , USA Today ⁽²⁾
	Trevor Lawrence	QB	3		2	1				Rivals ⁽¹⁾ , TA ⁽²⁾
	Nolan Turner	S			2					USA Today ⁽²⁾
2021	Mario Goodrich	CB								PFF ⁽³⁾
	Myles Murphy	DE								Steele ⁽⁴⁾
	James Skalski	LB								Steele ⁽³⁾
2022	Barrett Carter	LB								Steele ⁽⁴⁾
	Tyler Davis	DT				2				Steele ⁽²⁾
	K.J. Henry	DE								PFF ⁽³⁾
	Jeremiah Trotter Jr.	LB	2							PFF ⁽³⁾

* - unanimous All-American; BR - Bleacher Report; CP - College & Pro Football Weekly; CT - Chicago Tribune; INS - International News Service; NEA - Newspaper Enterprise of America; PFF - Pro Football Focus; SC - Senior CLASS; SH - Scripps-Howard; TA - The Athletic; WC - Walter Camp

ALL-AMERICANS

CONSENSUS ALL-AMERICANS

Year	Player	Pos.
1967	Harry Olszewski	G
1974	Bennie Cunningham	TE
1979	Jim Stuckey	DT
1981	Jeff Davis	LB
	Terry Kinard	FS
1982	Terry Kinard	FS
1983	William Perry	MG
1986	Terrence Flagler	RB
1987	David Treadwell	PK
1988	Donnell Woolford	CB
1990	Stacy Long	OT
1991	Jeb Flesch	OG
	Levon Kirkland	LB
1993	Stacy Seegars	OG
1997	Anthony Simmons	LB
2000	Keith Adams	LB
2005	Tye Hill	CB
2006	Gaines Adams	DE
2009	C.J. Spiller	RB
2010	Da'Quan Bowers	DE
2011	Dwayne Allen	TE
2013	Vic Beasley	DE
2014	Vic Beasley	DE
2015	Shaq Lawson	DE
	Deshawn Watson	QB
2018	Clelin Ferrell	DE
	Mitch Hyatt	OT
	Christian Wilkins	DT
2019	Isaiah Simmons	LB
	John Simpson	OL
2020	Travis Etienne	RB

SHAQ LAWSON WAS
A CONSENSUS ALL-
AMERICAN IN 2015.

AP ALL-AMERICANS

Year	Player	Pos.
1939	Banks McFadden	B
1959	Lou Cordileone	L
1974	Bennie Cunningham	TE
1978	Jerry Butler	WR
1979	Jim Stuckey	DT
1981	Terry Kinard	FS
1982	Terry Kinard	FS
1987	David Treadwell	PK
1990	Stacy Long	OT
1991	Jeb Flesch	OG
1993	Stacy Seegars	OG
1997	Anthony Simmons	LB
2000	Keith Adams	LB
2006	Gaines Adams	DE
2009	C.J. Spiller	AP
2010	Da'Quan Bowers	DE
2011	Dwayne Allen	TE
	Sammy Watkins	AP
2014	Vic Beasley	DE
2015	Shaq Lawson	DE
	Deshawn Watson	QB
2017	Clelin Ferrell	DE
2018	Clelin Ferrell	DE
	Mitch Hyatt	OT
	Christian Wilkins	DT
2019	Isaiah Simmons	LB
2020	Travis Etienne	RB

Note: First-team selections only.

MULTI-YEAR ALL-AMERICANS

Player	Pos.	Years
Joe Blalock	WR	1940,41
Bennie Cunningham	TE	1974,75
Joe Bostic	OG	1977,78
Terry Kinard	FS	1981,82
William Perry	MG	1982-84
John Phillips	OG	1986,87
Donnell Woolford	CB	1987,88
Stacy Long	OT	1989,90
Chris Gardocki	PK	1989,90
Levon Kirkland	LB	1990,91
Stacy Seegars	OG	1992,93
Anthony Simmons	LB	1995-97
Keith Adams	LB	1999,00
Kyle Young	C	2000,01
Sammy Watkins	WR	2011-13
Vic Beasley	DE	2013,14
Christian Wilkins	DL	2016-18
Clelin Ferrell	DE	2017,18
Mitch Hyatt	OT	2017,18
Travis Etienne	RB	2018-20

Note: First-team selections only.

ALL-AMERICAN TIGER STATS

GAINES ADAMS

DE • Unanimous First Team, 2006

Year	GP-S	Plays	Hit	Ast	Tot	TFL	Sacks	Int	QP	PBU	CF-RF
2003	12-0	172	11	4	15	4-8	1-1	0-0	7	2	0-0
2004	11-1	346	22	13	35	8-26	5-20	0-0	5	4	0-0
2005	12-12	627	37	19	56	15-83	9.5-64	0-0	29	9	3-0
2006	13-13	582	42	20	62	17.5-106	12.5-87	0-0	25	6	2-3
Totals	48-26	1727	112	56	168	44.5-223	28-172	0-0	66	21	5-3

KEITH ADAMS

ILB • First Team, 1999 • Consensus First Team, 2000

Year	GP-GS	Plays	Hits	Ast	Tot	TFL	Sacks	Int	PBU	CF-RF	QP
1998	11-0	176	14	31	45	0-0	0-0	0-0	0	1-0	1
1999	12-12	864	119	67	186	35-171	16-122	0-0	3	2-2	25
2000	12-12	753	81	67	148	19-99	7-74	1-27	3	4-0	19
Totals	35-24	1793	214	165	379	54-270	23-196	1-27	6	7-2	45

MACKENSIE ALEXANDER

CB • Third Team, 2015

Year	GP-S	Plays	Hit	Ast	Tot	TFL	Sacks	Int	QP	PBU	CF-RF
2014	13-13	766	18	4	22	2-3	0-0	0-0	0	6	0-1
2015	14-13	733	27	3	30	2-8	0-0	0-0	1	6	0-0
Totals	27-26	1499	45	7	52	4-11	0-0	0-0	1	12	0-1

DWAYNE ALLEN

TE • Consensus First Team, 2011

Year	GP-GS	Rec.	Yds	Avg	TD	Rush	Yds	Avg	TD
2009	14-6	10	108	10.8	3	0	0	---	0
2010	13-13	33	373	11.3	1	0	0	---	0
2011	14-14	50	598	12.0	8	0	0	---	0
Totals	41-33	93	1079	11.6	12	0	0	---	0

OBED ARIRI

PK • First Team, 1980

Year	GP-GS	0-20	21-29	30-39	40-49	50+	Total	PATs	Pts
1977	12-11	1-1	2-2	3-3	3-6	1-8	10-20	23-24	53
1978	12-11	0-0	8-9	3-6	3-10	0-0	14-25	44-46	86
1979	12-11	2-2	4-7	6-6	4-6	0-1	16-22	14-15	62
1980	11-11	1-1	9-10	8-8	4-7	1-4	23-30	18-18	87
Totals	47-44	4-4	23-28	20-23	14-29	2-13	63-97	99-103	288

THOMAS AUSTIN

OG • Third Team, 2009

Year	GP-GS	Plays	KD
2006	8-0	117	22
2007	13-12	780	90
2008	13-13	795	98
2009	14-14	809	106
Totals	48-39	2501	316

TOM BARTON

DL • First, 1952

VIC BEASLEY

DE • Consensus First Team, 2013,14

Year	GP-GS	Snaps	Hit	Ast	Tot	TFL	Sacks	Int	QP	PBU	CF-RF
2011	9-0	16	1	1	2	0-0	0-0	0-0	0	0	0-0
2012	13-0	288	14	4	18	8-55	8-55	0-0	8	2	1-0
2013	13-13	560	36	8	44	23-135	13-98	0-0	12	6	4-1
2014	13-12	557	32	5	37	21.5-116	12-95	0-0	9	3	2-1
Totals	48-25	1421	83	18	101	52.5-306	33-248	0-0	29	11	7-2

NATHAN BENNETT

OG • Third Team, 2006

Year	GP-GS	Plays	KD
2003	13-7	599	45
2004	11-10	510	44
2005	10-8	550	74.5
2006	13-13	649	100
Totals	47-38	2308	263.5

JOE BLALOCK

E • First Team, 1940,41

Year	GP-GS	Rec.	Yds	Avg	TD	Pts	Int-Yds	Rush	Avg	C-A-I-Yds
1939	10-9	15	322	21.47	3	18	0-0	4-21	5.3	1-3-0-23
1940	9-8	10	211	21.10	4	24	1-45	15-58	3.9	1-8-0-22
1941	9-9	13	240	18.50	4	26	0-0	16-64	4.0	0-1-0-0
Totals	28-26	38	773	20.34	11	68	1-45	35-143	4.1	2-12-0-45

ROB BODINE

MG • First Team, 1991

Year	GP-GS	Plays	Hits	Ast	Tot	TFL	Sacks	PBU	CF-RF	QP
1989	12-12	420	28	32	60	7-26	2-17	1	0-0	6
1990	11-11	484	42	36	78	14-47	5.5-32	1	1-1	11
1991	12-12	560	72	36	108	27-111	7.5-62	0	2-1	11
Totals	35-35	1464	142	104	246	48-184	15-111	2	3-2	28

JOE BOSTIC

OG • First Team, 1977,78

BEN BOULWARE

LB • Second Team, 2016

Year	GP-GS	Snaps	Hit	Ast	Tot	TFL	Sacks	Int	QP	PBU	CF-RF
2013	11-0	73	13	12	25	1.5-2	0-0	1-1	0	0	0-0
2014	13-2	326	35	23	58	5-16	1-10	1-47	6	1	0-2
2015	15-15	850	95	43	138	8-38	3.5-25	2-15	23	7	3-1
2016	14-14	882	77	54	131	11.5-50	4-32	1-0	12	2	3-1
Totals	53-31	2131	220	132	352	26-106	8.5-67	5-63	41	10	6-4

Da'QUAN BOWERS

DE • Unanimous First Team, 2010

Year	G-S	Snaps	Hit	Ast	Tot	TFL	Sacks	Int	QP	PBU	CF-RF
2008	13-6	480	39	8	47	8-26	1-8	0-0	15	3	0-1
2009	12-11	475	37	21	58	11-36	3-20	0-0	12	1	1-1
2010	13-13	683	62	12	74	26-153	15.5-112	1-0	20	2	1-0
Totals	38-30	1638	138	41	179	45-215	19.5-140	1-0	47	6	2-2

TAJH BOYD

QB • First Team, 2012

Year	GP-GS	Comp	Att	Yds	Int	TD	Pct	Car	Yds	Avg	TD	Eff.
2010	7-0	33	63	329	3	4	52.4	23	33	1.4	1	107.7
2011	14-14	298	499	3828	12	33	59.7	142	218	1.5	5	141.2
2012	13-13	287	427	3896	13	36	67.2	186	514	2.8	10	165.6
2013	13-13	283	413	3851	11	34	68.5	154	400	2.6	10	168.7
Totals	47-40	901	1402	11,904	39	107	64.3	505	1165	2.3	26	155.2

ANDRE BRANCH

DE • Second Team, 2011

Year	GP-GS	Snaps	Hit	Ast	Tot	TFL	Sacks	Int	QP	PBU	CF-RF
2008	7-0	143	9	2	11	1-2	0-0	0-0	1	1	0-0
2009	14-0	337	33	13	46	8-57	2-17	0-0	7	2	0-0
2010	13-13	651	36	19	55	7.5-31	5-21	0-0	15	7	0-0
2011	14-14	755	64	21	85	17-86	10.5-75	0-0	17	1	1-1
Totals	48-27	1886	142	55	197	33.5-176	17.5-113	0-0	40	11	1-1

AUSTIN BRYANT

DE • First Team, 2017

Year	GP-GS	Snaps	Hit	Ast	Tot	TFL	Sacks	Int	QP	PBU	CF-RF
2015	13-0	219	26	9	35	2-18	1.5-17	0-0	4	1	0-0
2016	9-0	244	9	7	16	3-14	2-13	0-0	4	1	0-0
2017	14-14	677	50	8	58	15.5-56	8.5-37	1-0	12	2	2-0
2018	15-15	667	29	15	44	14.5-73	8-45	0-0	12	0	0-0
Totals	51-29	1807	114	39	153	35-161	20-112	1-0	32	4	2-0

JEFF BRYANT

DT • Second Team, 1981

Year	GP-GS	Tot	Hit	Ast	TFL	Sacks	PBU	CF-RF
1978	12-0	31	13	18	1-6	0-0	0	0-0
1979	12-0	37	22	15	0-0	0-0	0	0-0
1980	11-8	52	31	21	7-42	5-45	1	0-1
1981	12-12	92	69	23	19-74	8-61	2	2-1
Totals	47-20	212	135	77	27-122	13-106	3	2-2

JIM BUNDREN

OT • Second Team, 1997

Year	GP-GS	Plays	KD
1994	11-11	563	33
1995	12-12	650	24
1996	12-12	790	31
1997	12-12	769	43
Totals	47-47	2772	131

JERRY BUTLER

WR • First Team, 1978

Year	GP-GS	Rec.	Yds	Avg	TD	Rush	Yds	KOR	Yds
1975	5-0	1	7	7.0	0	0	0	3	46
1976	11-11	33	484	14.6	4	3	23	3	32
1977	12-12	47	824	17.5	4	3	13	0	0
1978	12-12	58	908	15.7	3	0	0	0	0
Totals	40-35	139	2223	16.0	11	6	36	6	78

JACKIE CALVERT

TB/S • First Team, 1950

Year	GP-GS	Cmp	Att	Int	Yds	TD	Pct	Eff	Att	Yds	Avg	TD	Rec	Yds
1948	5-0	1	6	0	10	0	.167	83.37	20	143	7.2	1	0	0
1949	10-7	16	51	5	318	2	.314	77.71	62	292	4.7	7	5	133
1950	11-9	23	44	3	557	6	.523	188.85	105	663	6.3	4	5	119
Totals	26-16	40	101	8	885	8	.396	123.50	187	1098	5.9	12	10	252

Year	Plays	Off.	Y/P	PR-Yds	KR-Yds	Int-Yds	TD	Pts	Punts	Yds	Avg
1948	26	153	5.9	4-77	1-15	1-15	1	6	1	49	49.0
1949	112	610	5.4	15-131	6-98	2-37	7	42	26	1087	41.8
1950	149	1220	8.2	14-225	6-89	2-7	6	36	4	178	44.5
Totals	287	1983	6.9	33-433	13-202	5-59	14	84	31	1314	42.4

ALL-AMERICAN TIGER STATS

JACKSON CARMAN

OT • Second Team, 2020

Year	GP-GS	Plays
2018	13-0	209
2019	15-15	799
2020	12-12	793
Totals	40-27	1801

ROBERT CARSWELL

FS • Third Team, 2000

Year	GP-GS	Plays	Hit	Ast	Tot	TFL	Sacks	Int	QP	PBU	CF-RF
1997	12-6	405	30	21	51	2-10	0-0	0-0	0	6	1-0
1998	11-11	705	56	46	102	4-7	0-0	0-0	0	4	0-0
1999	12-12	869	89	40	129	1-2	0-0	6-72	0	3	1-1
2000	12-12	780	45	47	92	1-2	1-2	2-29	0	2	0-2
Totals	47-41	2759	220	154	374	8-21	1-2	8-101	0	15	2-3

BARRETT CARTER

LB • Fourth Team, 2022

Year	GP-GS	Plays	Hits	Ast	Tot	TFL	Sacks	PBU	CF-RF	QP	Int-Yd
2021	13-1	179	12	14	26	1-2	0-0	1	0-1	3	0-0
2022	13-13	832	59	18	77	10.5-56	5.5-44	8	2-0	11	2-1
Totals	26-14	1011	71	32	103	11.5-58	5.5-44	9	2-1	14	2-1

LOU CORDILEONE

T • First Team, 1959

BENNIE CUNNINGHAM

TE • Consensus First Team, 1974 • First Team, 1975

Year	GP-GS	Rec.	Yds	Avg	TD	Rush	Yds	Avg	TD
1973	11-11	22	341	15.5	1	11	73	6.6	0
1974	11-11	24	391	16.3	7	3	4	1.3	0
1975	11-11	18	312	17.3	2	3	4	1.3	0
Totals	33-33	64	1044	16.3	10	17	81	4.8	0

JEFF DAVIS

LB • First Team, 1981

Year	GP-GS	Tot	Hit	Ast	TFL	Sacks	PBU	Int-Yd	CF-RF
1978	5-0	11	5	6	0-0	0-0	1	1-10	3-2
1979	12-12	123	63	60	6-25	0-0	5	3-17	0-0
1980	11-11	160	108	52	2-7	0-0	4	0-0	3-2
1981	12-12	175	119	56	10-37	4-27	6	0-0	4-4
Totals	40-35	469	295	174	18-69	4-27	16	4-27	10-8

TYLER DAVIS

DT • Second Team, 2022

Year	GP-GS	Snaps	Hit	Ast	Tot	TFL	Sacks	Int	QP	PBU	CF-RF
2019	15-13	539	31	20	51	9-37	5.5-29	0-0	6	2	0-1
2020	7-7	196	13	4	17	5-22	2-16	0-0	2	1	0-0
2021	9-8	321	13	14	27	2.5-22	2.5-22	0-0	7	0	0-1
2022	12-11	495	20	7	27	9.5-40	5.5-27	0-0	15	1	0-1
Totals	43-39	1551	77	45	122	26-121	15.5-94	0-0	30	4	0-3

BRIAN DAWKINS

SS • Second Team, 1995

Year	GP-GS	Plays	Hits	Asts	Tot	TFL	PBU	Int-Yds-TD	CF-RF	BK
1992	11-0	29	14	11	25	0-0	0	0-0-0	1-0	0
1993	12-12	740	43	23	66	3-7	10	3-13-0	2-1	1
1994	11-11	724	52	19	71	2-8	4	2-33-0	0-1	1
1995	12-12	754	60	29	89	4-22	9	6-55-1	1-2	1
Totals	46-35	2247	169	82	251	9-37	23	11-101-1	4-4	3

ANTWAN EDWARDS

DB • Third Team, 1998

Year	GP-GS	Plays	Hits	Ast	Tot	Int-Yds	PR-Yds	PBU	KOR-Yds
1995	12-0	212	23	18	41	0-0	4-57	2	2-40
1996	12-12	595	54	29	83	2-58	2-18	4	3-43
1997	11-11	694	38	14	52	4-81	0-0	15	12-280
1998	10-10	543	24	19	43	2-56	6-82	14	13-350
Totals	45-33	2044	139	80	219	8-195	12-157	35	30-713

TRAVIS ETIENNE

RB • First Team, 2018 • First Team, 2019 • First Team, 2020

Year	GP-GS	Att	Yds	Avg.	TD	LG	Rec.	Yds	Avg	TD	KOR	Yds
2017	13-0	107	766	7.2	13	81	5	57	11.4	0	19	389
2018	15-15	204	1658	8.1	24	75	12	78	6.5	2	0	0
2019	15-15	207	1614	7.8	19	90	37	432	11.7	4	5	128
2020	12-12	168	914	5.4	14	72	48	588	12.3	2	8	189
Totals	55-42	686	5061	7.2	70	90	102	1155	11.3	8	32	706

JAMES FARR

OG • Third Team, 1983

Year	GP-GS	Plays	KD
1980	11-1	125	9
1981	12-12	506	32
1982	11-11	602	35
1983	11-11	654	46
Totals	45-35	1887	122

CLELIN FERRELL

DE • First Team, 2017 • Consensus First Team, 2018

Year	GP-GS	Snaps	Hit	Ast	Tot	TFL	Sacks	Int	QP	PBU	CF-RF
2016	15-15	759	34	16	50	12.5-38	6-38	0-0	24	2	0-0
2017	14-14	717	50	13	63	18-80	9.5-57	0-0	12	1	2-0
2018	15-15	691	37	16	53	19.5-82	11.5-59	0-0	15	4	3-1
Totals	44-44	2167	121	45	166	50-200	27-154	0-0	51	7	5-1

TERRENCE FLAGLER

TB • First Team, 1986

Year	GP-GS	Att	Yds	Avg.	TD	LG	Rec.	Yds	Avg	TD	KOR	Yds
1982	9-0	29	120	4.0	0	14	0	0	0.0	0	4	108
1983	2-1	31	202	6.5	0	35	2	21	10.5	0	1	8
1984	10-2	75	350	4.7	5	43	8	63	7.5	2	0	0
1985	9-0	52	232	4.3	2	47	10	54	5.4	0	0	0
1986	12-10	192	1258	6.6	10	88	16	188	11.8	3	0	0
Totals	42-13	379	2162	5.7	17	88	36	326	9.1	5	5	116

JEB FLESCHE

OG • Consensus First Team, 1991

Year	GP-GS	Plays	KD
1988	12-9	512	52
1989	12-12	759	85
1990	12-12	681	53
1991	12-12	705	77
Totals	48-45	2657	267

DALTON FREEMAN

C • First Team, 2012

Year	GP-GS	Plays	KD
2009	13-9	547	44
2010	13-13	811	58
2011	14-14	1044	41
2012	13-13	959	28
Totals	53-49	3361	171

STEVE FULLER

QB • Third Team, 1978

Year	GP-GS	Comp	Att	Yds	Int	TD	Pct	Car	Yds	Avg	TD
1975	8-1	22	46	354	3	2	47.8	47	148	3.1	0
1976	11-9	58	116	835	6	5	50.0	157	503	3.2	6
1977	12-12	106	205	1655	8	8	51.7	178	437	2.5	6
1978	12-12	101	187	1515	4	7	54.0	153	649	4.2	10
Totals	43-34	287	554	4359	21	22	51.8	535	1737	3.2	22

BOBBY GAGE

TB/S • Second Team, 1948

Year	GP-GS	Comp	Att.	Passing			Eff.	Att	Rushing			
				Int	Yds	TD			Pct	Yds	Avg	Int-Yds
1945	8-4	8	14	1	171	1	.571	169.0	44	214	4.9	2-33
1946	5-4	24	44	3	388	2	.545	129.9	53	250	4.7	1-10
1947	9-9	47	115	13	1002	10	.409	120.2	114	502	4.4	2-16
1948	11-10	44	105	10	887	11	.419	129.3	105	343	3.3	5-38
Totals	33-27	123	278	27	2448	24	.442	127.2	316	1309	4.1	10-97

Year	KOR-Yds	PR-Yds	Plays	Off	Y/P	TD	Pts	Punts	Yds	Avg
1945	2-43	8-64	58	385	6.6	0	0	22	779	35.4
1946	4-86	5-74	97	638	6.6	2	12	15	530	35.3
1947	10-244	14-98	229	1504	6.6	7	42	52	1950	37.5
1948	5-118	12-203	210	1230	5.9	1	7	37	1317	35.6
Totals	21-491	39-439	594	3757	6.3	10	61	126	4576	36.3

ROD GARDNER

WR • First Team, 2000

Year	GP-GS	Plays	Rec.	Yds	Avg.	TD	LG	20+	Y/G	KOR-Yds
1997	12-2	259	8	101	12.6	1	41	2	8.4	0-0
1998	11-3	317	20	263	13.2	1	63	2	23.1	0-0
1999	12-10	798	80	1084	13.6	4	49	15	90.3	0-0
2000	12-11	722	58	1050	18.1	7	50	20	87.5	8-168
Totals	47-26	2096	166	2498	15.0	13	63	39	53.1	8-168

CHRIS GARDOCKI

PK • Third Team, 1989 • Second Team 1990

Year	GP-GS	0-29	30-39	40-49	+50	Tot	PAT	LK	Pts	KO	TB
1988	12-12	6-7	7-11	4-8	2-6	19-32	1-1	52	58	1	0
1989	12-12	10-10	2-5	10-13	0-1	22-29	41-41	49	107	32	9
1990	12-12	8-8	7-9	4-5	3-6	22-28	30-30	57	96	66	24
Totals	36-36	24-25	16-25	18-26	5-13	63-89	72-72	57	261	99	33

Year	Punts	Yds	-20	+50	Ret-Yd	LP	HB	Net	Avg
1988	45	1924	7	8	23-206	66	0	38.1	42.76
1989	48	2062	15	7	16-171	63	0	39.4	42.96
1990	58	2580	12	15	33-300	78	1	39.3	44.48
Totals	151	6566	34	30	72-677	78	1	39.1	43.48

ALL-AMERICAN TIGER STATS



TYE HILL WAS A FIRST-TEAM ALL-AMERICAN AS A CORNERBACK IN 2005 AFTER STARTING HIS CAREER AS A RUNNING BACK.

MARIO GOODRICH CB • Third Team, 2021

Year	GP-S	Plays	Hit	Ast	Tot	TFL	Sacks	Int	QP	PBU	CF-RF
2018	14-0	113	4	3	7	0-0	0-0	0-0	0	3	0-0
2019	13-0	205	8	5	13	0.5-1	0-0	1-0	0	2	0-0
2020	8-4	237	12	4	16	0-0	0-0	2-5	0	1	0-1
2021	12-12	561	34	14	48	0-0	0-0	2-20	1	9	1-0
Totals	47-16	1116	58	26	84	0.5-1	0-0	5-25	1	15	1-1

DALE HATCHER P • Second Team, 1984

Year	GP-GS	P	Yds	Avg	-20	+50	LP	HB	Net
1981	11-10	44	1908	43.4	17	13	64	1	40.5
1982	11-11	46	1871	40.7	21	8	63	1	38.8
1983	11-11	47	2051	43.6	15	10	57	0	40.9
1984	11-11	54	2361	43.7	16	13	68	0	42.4
Totals	44-43	191	8191	42.9	69	44	68	2	40.7

K.J. HENRY DT • Third Team, 2022

Year	GP-GS	Snap	Hit	Ast	Tot	TFL	Sacks	Int	QP	PBU	CF-RF
2018	4-0	39	6	3	9	2-6	0-0	0-0	0	0	0-1
2019	15-0	350	9	13	22	4.5-16	2-11	0-0	3	3	0-0
2020	12-6	384	15	14	29	6-30	3.5-26	0-0	4	2	0-1
2021	13-4	339	17	11	28	6.5-26	4.5-24	0-0	8	0	1-1
2022	14-14	659	38	21	59	9-48	3.5-31	0-0	24	6	1-1
Totals	58-24	1771	85	62	147	28-126	13.5-92	0-0	39	11	2-4

TEE HIGGINS WR • Second Team, 2019

Year	GP-GS	Rec.	Yds	Avg	TD	LG	Rush	Yds	Avg	TD	KOR-Yds
2017	13-0	17	345	20.3	2	78	0	0	----	0	1-3
2018	15-15	59	936	15.9	12	64	0	0	----	0	0-0
2019	15-15	59	1167	19.8	13	65	1	36	36.0	1	0-0
Totals	43-30	135	2448	18.1	27	78	1	36	36.0	1	1-3

LEROY HILL LB • Third Team, 2004

Year	GP-S	Plays	Hit	Ast	Tot	TFL	Sacks	Int	QP	PBU	CF-RF
2001	10-0	135	19	12	31	1-1	0-0	0-0	0	1	0-0
2002	13-0	47	16	13	29	1-1	0-0	0-0	0	0	0-1
2003	13-13	757	110	35	145	27-92	8-57	3-4	8	2	1-1
2004	11-11	677	74	32	106	19-88	8-66	0-0	7	1	0-0
Totals	47-24	1616	219	92	311	48-182	16-123	3-4	15	4	1-2

TYE HILL CB • First Team, 2005

Year	GP-S	Plays	Hit	Ast	Tot	TFL	Sacks	Int	QP	PBU	CF-RF
2003	13-11	678	34	3	37	1-7	1-7	2-(-2)	0	7	1-0
2004	11-11	784	38	14	52	2-12	1-9	0-0	0	21	0-0
2005	12-12	717	41	13	54	5-14	1-1	3-35	0	7	1-1
Totals	36-34	2179	113	30	143	8-33	3-17	5-33	0	35	2-1

Year	GP-S	Plays	Car.	Yds	Avg	TD	LG	Rec	Yds	TD
2002	13-0	129	42	225	5.4	2	32	3	7	0

DeANDRE HOPKINS WR • Second Team, 2012

Year	GP-GS	Rec.	Yds	Avg	TD	LG	Rush	Yds	PR	Yds	KOR-Yds
2010	12-8	52	637	12.3	4	45	0	0	2	33	2-32
2011	14-11	72	978	13.6	5	50	0	0	10	49	0-0
2012	13-13	82	1405	17.1	18	62	0	0	0	0	0-0
Totals	39-32	206	3020	14.7	27	62	0	0	12	82	2-32

GREG HUEGEL PK • Second Team, 2015

Year	GP-GS	0-29	30-39	40-49	50+	Tot	LK	PAT	Pts
2015	15-15	7-7	14-15	6-10	0-0	27-32	47	56-61	137
2016	15-15	5-6	4-6	5-7	0-0	14-19	47	71-73	113
2017	3-3	0-0	1-1	1-3	0-0	2-4	49	14-15	20
2018	15-15	3-3	5-7	3-6	0-0	11-16	49	76-78	109
Totals	48-48	15-16	24-29	15-26	0-0	54-71	49	217-227	379

ALL-AMERICAN TIGER STATS

MITCH HYATT

OT • First Team, 2017 • Consensus First Team, 2018

Year	GP-GS	Plays	KD
2015	15-15	1049	37
2016	15-14	994	32.5
2017	13-13	842	30
2018	15-15	869	N/A
Totals	58-57	3754	N/A

DONALD IGWEBUIKE

PK • Third Team, 1984

Year	GP-GS	0-29	30-39	40-49	+50	FGM-A	LK	XPM-XPA	Pts
1981	12-9	2-2	6-7	1-4	1-4	10-17	52	1-1	31
1982	11-2	0-0	1-1	1-2	1-1	3-4	55	0-0	9
1983	10-0	1-1	0-0	1-1	1-3	3-5	55	1-1	10
1984	11-11	4-4	4-5	6-6	2-2	16-17	53	41-41	89
Totals	44-22	7-7	11-13	9-13	5-10	32-43	55	43-43	139

GRADY JARRETT

DT • Third Team, 2014

Year	GP-GS	Snaps	Hit	Ast	Tot	TFL	Sacks	Int	QP	PBU	CF-RF
2011	9-0	61	1	1	2	0-0	0-0	0-0	1	0	0-0
2012	13-11	512	27	22	49	8.5-25	2-16	0-0	10	1	0-1
2013	13-13	539	46	37	83	11-15	2-2	0-0	14	0	0-2
2014	13-13	530	37	36	73	10-40	1.5-11	0-0	12	0	2-1
Totals	48-37	1642	111	96	207	29.5-80	5.5-29	0-0	37	1	2-4

RALPH JENKINS

C • Second Team, 1945

JAYRON KEARSE

SS • First Team, 2015

Year	GP-GS	Plays	Hit	Ast	Tot	TFL	Sacks	Int	QP	PBU	CF-RF
2013	12-3	444	34	21	55	0.5-2	0-0	4-62	0	0	1-0
2014	13-12	698	54	13	67	5-25	3-20	2-21	1	7	0-1
2015	15-14	856	71	16	87	6.5-24	0-0	1-0	5	8	1-1
Totals	40-29	1998	159	50	209	12-51	3-20	7-83	6	15	2-2

TERRY KINARD

DB • First Team, 1981 • Unanimous First Team, 1982

Year	GP-GS	Tot	Hit	Ast	TFL	PBU	Int-Yd-LG	CF-RF	PR-Yds-Avg
1979	12-3	35	15	20	0-0	5	3-93-40	0-0	0-0-0
1980	9-9	73	36	37	0-0	7	2-0-0	2-1	12-50-4.2
1981	12-12	95	74	21	1-5	6	6-51-19	1-0	0-0-0
1982	11-11	89	62	27	1-1	12	6-3-3	1-1	0-0-0
Totals	44-35	292	187	105	2-6	30	17-147-40	4-2	12-50-4.2

LEVON KIRKLAND

OLB • Second Team, 1990 • First Team, 1991

Year	GP-GS	Plays	Hits	Ast	Tot	TFL	Sacks	PBU	CF-RF	QP	Int-Yd
1988	12-7	446	38	33	71	9-70	5.5-62	2	2-1	6	0-0-0
1989	12-12	463	38	39	77	9-70	6.5-64	7	2-3	16	3-47
1990	12-12	483	30	28	58	10-30	1.5-15	8	2-1	18	0-0
1991	12-12	536	47	20	67	12-55	5.5-35	6	1-2	15	0-0
Totals	48-43	1928	153	120	273	40-225	19-176	23	7-7	55	4-69

TRE LAMAR

LB • Second Team, 2018

Year	GP-GS	Plays	Hits	Ast	Tot	TFL	Sacks	PBU	CF-RF	QP	Int-Yd
2016	15-0	102	13	9	22	2.5-4	1-2	1	0-0	0	0-0
2017	10-8	331	30	22	52	5-35	4-31	1	1-1	3	0-0
2018	14-14	565	57	28	85	5.5-35	3-28	1	0-0	8	1-43
Totals	39-22	998	100	59	159	13-74	8-61	3	1-1	11	1-43

DEXTER LAWRENCE

DT • Second Team, 2017 • First Team, 2018

Year	GP-GS	Snaps	Hit	Ast	Tot	TFL	Sacks	Int	QP	PBU	CF-RF
2016	15-11	643	48	31	79	9.5-44	7-33	0-0	23	1	0-2
2017	12-12	438	22	17	39	3-18	2.5-17	0-0	5	1	1-0
2018	13-13	460	30	14	44	7.5-23	1.5-12	0-0	15	3	0-1
Totals	40-36	1541	100	62	162	20-85	11-62	0-0	43	5	1-3

TREVOR LAWRENCE

QB • First Team, 2020

Year	GP-GS	Comp	Att	Yds	Int	TD	Pct	Car	Yds	Avg	TD	Eff.
2018	15-11	259	397	3280	4	30	65.2	60	177	3.0	1	157.6
2019	15-15	268	407	3665	8	36	65.8	103	563	5.5	9	166.8
2020	10-10	231	334	3153	5	24	69.2	68	203	3.0	8	169.2
Totals	40-36	758	1138	10,098	17	90	66.6	231	943	4.1	18	164.3

SHAQ LAWSON

DE • First Team, 2015

Year	GP-GS	Snaps	Hit	Ast	Tot	TFL	Sacks	Int	QP	PBU	CF-RF
2013	13-0	337	17	18	35	10-43	4-17	0-0	9	1	0-0
2014	13-1	295	30	14	44	11-50	3.5-31	0-0	5	0	1-0
2015	15-15	722	64	24	88	25.5-123	12.5-90	0-0	15	1	1-0
Totals	41-16	1354	111	56	167	46.5-216	20-138	0-0	29	2	2-0

JORDAN LEGGETT

TE • Second Team, 2015 • Second Team, 2016

Year	GP-GS	Rec.	Yds	Avg	TD	Rush	Yds	Avg	TD
2013	10-1	12	176	14.7	2	0	0	---	0
2014	11-7	14	161	11.5	1	0	0	---	0
2015	15-15	40	525	13.1	8	0	0	---	0
2016	15-15	46	736	16.0	7	0	0	---	0
Totals	51-38	112	1598	14.3	18	0	0	---	0

STACY LONG

OT • First Team 1989 • Consensus First Team 1990

Year	GP-GS	Plays	KD
1986	5-1	39	3
1988	12-1	344	17
1989	12-12	734	69
1990	11-11	601	52
Totals	40-25	1718	141

BRIAN MANCE

CB • Fourth Team, 2002

Year	GP-GS	Plays	Hit	Ast	Tot	TFL	Int	PBU	CF-RF	PR	KOR
1999	12-0	49	12	3	15	1-4	0-0	0	0-0	0-0	0-0
2000	12-3	279	24	15	39	1-2	3-72	5	1-1	6-192	6-157
2001	11-11	774	31	17	48	0-0	3-0	7	0-0	16-211	25-588
2002	13-13	823	50	12	62	1-14	6-1	11	2-0	4-31	2-43
Totals	48-27	1925	117	47	164	3-20	12-73	23	3-1	26-434	33-788

WAYNE MASS

OT • First Team, 1966

DeANDRE McDANIEL

S • First Team, 2009 • Third Team, 2010

Year	G-S	Snaps	Hit	Ast	Tot	TFL	Sacks	Int	QP	PBU	CF-RF	PR
2007	13-0	438	27	6	33	4-11	0-0	2-0	3	6	0-0	1-7
2008	13-8	630	54	23	77	4-23	0-0	1-1	8	6	2-1	0-0
2009	14-14	892	74	28	102	5-17	2-11	8-128	3	2	1-0	0-0
2010	13-13	790	64	20	84	5.5-17	0-0	4-33	2	6	0-0	0-0
Totals	53-35	2750	219	77	296	18.5-68	2-11	15-162	16	20	3-1	1-7

ED McDANIEL

LB • First Team, 1991

Year	GP-GS	Plays	Hits	Ast	Tot	TFL	Sacks	CF-RF	PBU	Int-Yd
1988	12-9	570	62	42	104	4-11	0-0	3-1	4	0-0
1989	12-6	363	32	30	62	3-4	0-0	1-0	5	0-0
1990	12-12	547	75	34	109	13-53	1-13	4-2	2	1-10
1991	12-11	554	72	42	114	10-22	0-0	2-1	3	0-0
Totals	48-38	2034	241	148	389	30-90	1-13	10-4	14	1-10

CHRIS McDUFFIE

OG • Second Team, 2007

Year	GP-GS	Plays	KD
2004*	10-0	128	0
2005	11-0	92	11
2006	13-5	340	50
2007	12-11	619	84
Totals	46-16	1179	145

* - played defense and had 12 tackles

BANKS McFADDEN

B • First Team, 1939

Year	GP-GS	Comp.	Att.	Int	Yds	Pct	Car.	Yds	Avg	Rec.	Yds	Avg
1937	9-0	0	2	1	0	.000	34	185	5.4	8	164	20.5
1938	9-6	10	20	0	169	.500	66	342	5.2	2	26	13.0
1939	9-8	31	70	6	581	.443	78	469	6.0	1	23	23.0
Totals	27-14	41	92	7	750	.446	178	996	5.6	11	213	19.4

Year	Plays	Off.	Y/P	TD	Pts	Int-Yds	Punts	Yds	Avg
1937	36	185	5.13	2	13	1-0	19	640	34.0
1938	86	511	5.94	5	31	1-5	29	1139	39.3
1939	148	1050	7.09	5	30	2-27	65	2828	43.5
Totals	270	1746	6.47	12	74	4-32	113	4607	40.8

JUSTIN MILLER

KR • Second Team, 2004

Year	GP-S	Plays	Hit	Ast	Tot	TFL	Int	PBU	CF-RF	KOR	PR ^TD
2002	13-8	674	43	18	61	0-0	8-50	9	2-0	13-456	0-0
2003	13-13	819	45	9	54	2-7	2-30	13	1-0	17-417	8-73
2004	11-11	718	46	8	54	0-0	3-14	9	0-1	20-661	26-339
Totals	37-32	2211	134	35	169	2-7	13-94	31	3-1	50-1534	34-412

^ - kickoff and punt returns; Note: Also played four snaps on offense in 2004.

TRAYVON MULLEN

CB • Second Team, 2018

Year	GP-S	Plays	Hit	Ast	Tot	TFL	Sacks	Int	QP	PBU	CF-RF
2016	13-0	115	9	6	15	0.5-2	0-0	0-0	1	1	0-0
2017	13-12	658	35	7	42	0-0	0-0	3-0	0	7	0-0
2018	15-14	701	32	5	37	4-22	2-15	1-46	2	4	1-0
Totals	41-26	1474	76	18	94	4.5-24	2-15	4-46	3	12	1-0

ALL-AMERICAN TIGER STATS

MYLES MURPHY

DE • Fourth Team, 2021

Year	GP-GS	Snaps	Hit	Ast	Tot	TFL	Sacks	Int	QP	PBU	CF-RF
2020	12-6	414	29	22	51	12-59	4-25	0-0	8	1	3-0
2021	13-10	547	23	20	43	14-55	7-38	0-0	12	2	2-0
2022	13-11	580	31	14	45	11-42	6.5-33	0-0	8	3	1-0
Totals	38-27	1541	83	56	139	37-156	17.5-96	0-0	28	6	6-0

TANNER MUSE

S • Second Team, 2019

Year	GP-GS	Plays	Hit	Ast	Tot	TFL	Sacks	Int	QP	PBU	CF-RF
2016	15-0	106	19	5	24	0-0	0-0	1-64	0	1	0-0
2017	14-9	482	37	27	64	2-6	0-0	0-0	1	4	0-1
2018	15-15	664	45	31	76	2.5-12	2-11	2-25	3	5	1-0
2019	15-15	669	51	22	73	6-22	2-16	4-13	2	5	0-0
Totals	59-39	1921	152	85	237	10.5-40	4-27	7-102	6	15	1-1

LEE NANNEY

OT • Second Team, 1981

Year	GP-GS	Plays
1978	1-0	10
1979	12-12	630
1980	11-11	645
1981	12-12	816
Totals	36-35	2101

DORIAN O'DANIEL

LB • First Team, 2017

Year	GP-GS	Snaps	Hit	Ast	Tot	TFL	Sacks	Int	QP	PBU	CF-RF
2014	12-1	87	26	5	31	1-10	1-10	0-0	0	0	1-0
2015	15-0	181	27	5	32	5.5-27	0-0	0-0	0	1	0-0
2016	15-12	479	50	10	60	10-35	2.5-15	1-1	6	1	1-0
2017	14-14	718	72	32	104	11.5-44	5-35	2-66	6	3	0-2
Totals	56-27	1465	175	52	227	28-116	8.5-60	3-67	12	5	2-2

HARRY OLSZEWSKI

OG • First Team, 1967

MICHAEL DEAN PERRY

DT • First Team, 1987

Year	GP-GS	Tot	Hits	Ast	TFL	Sacks	CF-RF	PBU
1984	11-10	75	48	27	15-63	7-37	3-0	1
1985	7-6	34	19	15	7-20	2-5	1-0	6
1986	12-5	56	31	25	15-84	9-60	0-0	5
1987	11-11	74	52	22	24-128	10-86	1-0	3
Totals	41-32	239	150	89	61-295	28-188	5-0	15

WILLIAM PERRY

DT • Third Team, 1982 • Consensus First Team, 1983 • First Team, 1984

Year	GP-GS	Tot	Hit	Ast	TFL	Sacks	CF-RF	PBU	BK
1981	12-4	48	33	15	9-50	4-44	1-2	0	0
1982	11-7	52	30	22	9-66	5-38	3-1	0	0
1983	11-4	61	38	23	15-67	6-40	2-1	1	0
1984	11-11	100	67	33	27-111	10-69	2-3	1	1
Totals	45-26	261	168	93	60-294	25-191	8-7	2	1

JOHN PHILLIPS

OG • First Team, 1986 • Second Team, 1987

Year	GP-GS	Plays	KD
1984	11-0	50	0
1985	12-8	621	42
1986	12-12	864	100
1987	12-12	795	103
Totals	47-32	2330	245

O.K. PRESSLEY

C • Third Team, 1928

STEVE REESE

OG • Second Team, 1985

Year	GP-GS	Plays	KD
1982	10-0	100	12
1983	11-7	462	30
1984	11-11	572	42
1985	12-12	850	82
Totals	44-30	1984	166

JOHNNY REMBERT

LB • Third Team, 1982

Year	GP-GS	Tot	Hit	Ast	TFL	Sacks	PBU	Int-Yds	CF
1981	12-1	22	19	3	1-5	0-0	3	2-15	0
1982	10-9	64	37	27	8-23	1-2	5	6-128	3
Totals	22-10	86	56	30	9-28	1-2	8	8-143	3

BARRY RICHARDSON

OT • First Team, 2007

Year	GP-GS	Plays	KD
2004	11-7	471	19
2005	12-12	733	47
2006	13-13	684	75
2007	13-12	890	65
Totals	49-44	2778	206

JAMES ROBINSON

DT • Second Team, 1983

Year	GP-GS	Tot	Hits	Ast	TFL	Sacks	CF-RF	PBU
1979	12-0	7	5	2	3-9	1-5	0-0	0
1980	11-5	47	33	14	5-23	2-12	0-0	2
1981	11-2	42	28	14	4-22	3-20	0-2	3
1983	11-11	83	57	26	13-20	5-43	2-2	5
Totals	45-18	179	123	56	25-74	11-80	2-4	10

STACY SEEGARS

OG • Second Team, 1992 • First Team, 1993

Year	GP-GS	Plays	KD
1990	6-0	69	2
1991	12-12	808	50
1992	11-11	791	103
1993	12-12	789	58
Totals	41-35	2457	213

ANTHONY SIMMONS

ILB • Third Team, 1995 • First Team, 1996 • Consensus First Team, 1997

Year	GP-GS	Play	Hits	Ast	Tot	TFL	Sacks	PBU
1995	12-11	568	78	72	150	11-43	3.5-24	3
1996	12-12	709	92	86	178	16-58	7-58	2
1997	12-12	665	95	63	158	25-101	8-57	4
Totals	36-35	1942	265	221	486	52-202	18.5-139	9

ISAIAH SIMMONS

LB • Unanimous First Team, 2019

Year	GP-GS	Plays	Hits	Ast	Tot	TFL	Sacks	PBU	CF-RF	QP	Int-Yd
2017	14-0	258	32	17	49	3-9	1-6	5	1-0	0	0-0
2018	15-14	780	74	23	97	9.5-33	1.5-2	7	3-0	2	1-27
2019	15-15	818	81	26	107	16-90	8-52	10	1-1	15	3-42
Totals	44-29	1856	187	66	253	28.5-132	10.5-60	22	5-1	17	4-69

JOHN SIMPSON

OL • Consensus First Team, 2019

Year	GP-GS	Plays	KD
2016	9-0	160	4
2017	12-0	300	11
2018	15-15	858	N/A
2019	14-14	729	N/A
Totals	50-29	2047	N/A

JAMES SKALSKI

LB • Third Team, 2021

Year	GP-GS	Plays	Hits	Ast	Tot	TFL	Sacks	PBU	CF-RF	QP	Int-Yd
2016	14-0	20	9	5	14	2-14	1-10	0	0-0	1	0-0
2017	14-2	174	17	20	37	2-5	0.5-2	0	0-0	2	0-0
2018	4-0	38	4	6	10	1-1	0-0	0	0-0	0	0-0
2019	15-15	699	74	31	105	7.5-47	4.5-31	4	1-1	10	0-0
2020	9-8	291	28	16	44	3.5-14	1.5-10	2	0-1	3	0-0
2021	13-13	698	60	40	100	4.5-13	2.5-9	6	0-0	14	0-0
Totals	69-38	1920	192	118	310	20.5-94	10-62	12	1-2	30	0-0

C.J. SPILLER

RB/KR • Unanimous First Team, 2009

Year	G-S	Snaps	Car	Yds	Avg	TD	Rec	Yds	TD	PR	KOR
2006	13-1	322	129	938	7.3	10	19	210	2	11-33	13-234
2007	13-5	508	145	768	5.3	3	34	271	2	16-137	19-547
2008	12-1	359	116	629	5.4	7	34	436	3	18-189	19-516
2009	14-12	505	216	1212	5.6	12	36	503	4	8-210	23-755
Totals	52-19	1694	606	3547	5.9	32	123	1420	11	53-569	74-2052

JIM STUCKEY

DT • First Team, 1979

Year	GP-GS	Tot	Hits	Ast	TL	Sacks	CF-RF	PBU
1976	10-4	33	19	14	4	0	0-0	0
1977	12-12	88	46	42	5	4	1-1	2
1978	12-12	87	46	41	7	4	1-0	2
1979	12-12	106	63	43	20	10	1-0	0
Totals	46-40	314	174	140	36	18	3-1	4

CORDREA TANKERSLEY

CB • First Team, 2016

Year	GP-S	Plays	Hit	Ast	Tot	TFL	Sacks	Int	QP	PBU	CF-RF
2013	12-0	21	6	7	13	0.5-0	0-0	0-0	0	0	0-0
2014	13-0	137	9	2	11	0-0	0-0	0-0	0	0	0-0
2015	15-15	887	51	9	60	3.5-5	1-3	5-50	1	11	0-0
2016	15-15	861	55	10	65	6-13	0-0	4-22	0	11	0-0
Totals	55-30	1906	121	28	149	10-18	1-3	9-72	1	22	0-0

ALL-AMERICAN TIGER STATS

DAVE THOMPSON

OG • First Team, 1970

DAVID TREADWELL

PK • Consensus First Team, 1987

Year	GP-GS	0-29	30-39	40-49	+50	Tot	PAT	LK	Pts
1985	11-11	4-6	8-8	5-8	0-2	17-24	25-25	49	76
1986	12-12	7-7	3-5	2-8	0-0	12-20	34-34	46	70
1987	11-11	7-8	7-8	4-6	0-0	18-22	33-34	43	87
Totals	34-34	18-21	18-21	11-22	0-2	47-66	92-93	49	233

JEREMIAH TROTTER JR.

LB • Second Team, 2022

Year	GP-GS	Plays	Hits	Ast	Tot	TFL	Sacks	PBU	CF-RF	QP	Int-Yd
2021	13-0	59	14	8	22	1-2	1-2	0	0-0	0	0-0
2022	14-14	678	74	18	92	13.5-38	6.5-27	6	1-0	6	2-35
Totals	27-14	737	88	26	114	14.5-40	7.5-29	6	1-0	6	2-35

NOLAN TURNER

S • Second Team, 2020

Year	GP-GS	Plays	Hit	Ast	Tot	TFL	Sacks	Int	QP	PBU	CF-RF
2017	13-0	44	9	5	14	1-1	1-1	0-0	0	1	0-0
2018	15-0	391	31	13	44	2.5-6	0-0	1-24	0	3	0-0
2019	15-4	538	37	29	66	2-9	0-0	2-0	0	10	1-0
2020	12-11	564	49	17	66	6-8	0-0	3-52	0	3	0-0
2021	10-10	608	44	25	69	2-10	2-10	1-2	1	3	1-0
Totals	65-25	2145	170	89	259	13.5-34	3-11	8-78	1	20	2-0

PERRY TUTTLE

WR • First Team, 1981

Year	GP-GS	Rec.	Yds	Avg	TD	LG	Rush	Yds	Avg	TD	KOR-Yds
1978	11-0	9	192	21.3	1	39	5	55	11.0	0	0-0
1979	12-12	36	544	15.1	4	81	2	12	6.0	0	0-0
1980	11-11	53	915	17.3	4	63	2	23	11.5	0	0-0
1981	12-12	52	883	17.0	8	80	3	21	7.0	0	12-266
Totals	46-35	150	2534	16.9	17	81	12	111	9.3	0	12-266

CARLOS WATKINS

DT • First Team, 2016

Year	GP-GS	Snap	Hit	Ast	Tot	TFL	Sacks	Int	QP	PBU	CF-RF
2012	9-0	113	9	7	16	1-5	0-0	0-0	3	0	0-0
2013	3-1	90	5	6	11	1.5-2	0-0	0-0	1	0	0-0
2014	11-0	135	6	7	13	2-7	0-0	0-0	4	0	0-0
2015	15-14	570	47	22	69	8-27	3.5-18	1-15	8	3	0-0
2016	15-15	758	47	35	82	13.5-65	10.5-58	0-0	13	4	0-1
Totals	53-30	1666	114	77	191	26-106	14-76	1-15	29	7	0-1

SAMMY WATKINS

WR/KR • First Team, 2011 • First Team, 2012 • First Team, 2013

Year	GP-GS	Rec.	Yds	Avg	TD	LG	Rush	Yds	Avg	TD	KOR-Yds
2011	13-10	82	1219	14.9	12	65	32	231	7.2	0	33-826
2012	10-7	57	708	12.4	3	61	14	97	6.9	1	13-257
2013	13-12	101	1464	14.5	12	96	6	11	1.8	0	14-293
Totals	36-29	240	3391	14.1	27	96	52	339	6.5	1	60-1376

DESHAUN WATSON

QB • First Team, 2015 • Second Team, 2016

Year	GP-GS	Comp	Att	Yds	Int	TD	Pct	Car	Yds	Avg	TD	Eff.
2014	8-5	93	137	1466	2	14	67.9	63	200	3.2	5	188.6
2015	15-15	333	491	4104	13	35	67.8	207	1105	5.5	12	156.3
2016	15-15	388	579	4593	17	41	67.0	166	626	3.8	9	151.1
Totals	38-35	814	1207	10,163	32	90	67.4	436	1931	4.4	26	157.5

NELSON WELCH

PK • Third Team, 1992

Year	GP-GS	0-29	30-39	40-49	50+	Tot	LK	PAT	Pts
1991	12-12	8-10	6-8	5-6	0-3	19-27	47	31-35	88
1992	11-11	9-10	4-7	7-9	2-2	22-28	53	23-25	89
1993	12-12	9-11	4-5	2-8	0-0	15-24	47	17-18	62
1994	11-11	5-6	6-8	5-8	0-0	16-22	47	14-14	62
Totals	46-46	31-37	20-28	19-31	2-5	72-101	53	85-92	301

JOEL WELLS

B • Third Team, 1955

Year	GP-GS	Att	Yds	Avg	TD	Rec.	Yds	Avg	TD	PR-Yds	Int-Yds	KR-Yds
1954	10-7	74	352	4.8	3	3	34	11.3	0	2-13	1-0	2-20
1955	10-10	135	782	5.8	5	3	87	29.0	1	7-56	2-37	8-181
1956	11-11	156	678	4.3	6	4	80	20.0	0	2-16	2-6	6-140
Totals	31-28	365	1812	5.0	14	10	201	20.1	1	11-85	5-43	16-341

CHRISTIAN WILKINS

DE • First Team, 2016 • First Team, 2017 • Unanimous First Team, 2018

Year	GP-GS	Snap	Hit	Ast	Tot	TFL	Sacks	Int	QP	PBU	CF-RF
2015	15-1	453	57	27	84	4.5-19	2-14	0-0	12	0	1-0
2016	15-15	706	41	15	56	13-52	3.5-23	0-0	20	10	0-2
2017	14-14	668	35	18	53	8.5-27	4.5-22	0-0	11	4	0-0
2018	15-15	614	37	20	57	15-70	6-41	0-0	13	2	2-2
Totals	59-45	2441	170	80	250	41-168	16-100	0-0	56	16	3-4

MIKE WILLIAMS

WR • Second Team, 2016

Year	GP-GS	Rec.	Yds	Avg	TD	LG	Rush	Yds	Avg	TD	KOR-Yds
2013	13-3	20	316	15.8	3	30	0	0	----	0	0-0
2014	13-11	57	1030	18.1	6	56	0	0	----	0	0-0
2015	1-1	2	20	10.0	1	16	0	0	----	0	0-0
2016	15-15	98	1361	13.9	11	50	0	0	----	0	0-0
Totals	42-30	177	2727	15.4	21	56	0	0	----	0	0-0

DONNELL WOOLFORD

CB • First Team, 1987 • Consensus First Team, 1988

Year	GP-GS	Tot	Hits	Ast	TFL	Int-Yd	PR-Yd	Avg	PBU
1985	12-0	21	12	9	0-0	1-34	1-14	14.0	2
1986	11-11	53	37	16	3-3	3-(-8)	25-203	8.1	12
1987	12-12	52	38	14	4-8	5-0	23-345	15.0	15
1988	12-12	61	45	16	5-18	1-0	29-192	6.6	15
Totals	47-35	187	132	55	12-29	10-26	78-754	9.7	44

KYLE YOUNG

C • Second Team, 2000 • Third Team, 2001

Year	GP-GS	Plays	KD
1998	11-4	479	41
1999	12-12	919	83
2000	12-12	766	120
2001	12-12	854	168
Totals	47-40	3018	412



CHRISTIAN WILKINS WAS
A THREE-TIME FIRST-
TEAM ALL-AMERICAN.

ALL-ACC SELECTIONS

Year	Player	Pos.	Cl.	T
1953	Dreher Gaskin	E	Sr.	2
	Don King	B	So.	2
1954	Clyde White	T	Sr.	1
	Scott Jackson	E	Sr.	2
	Don King	B	Jr.	2
1955	Joel Wells	TB	Jr.	1
1956	Joel Wells	TB	Sr.	1
	Charlie Bussey	QB	Sr.	2
	John Grijan	G	Jr.	2
	Dalton Rivers	E	Sr.	2
1957	Harvey White	QB	So.	1
	John Grijan	G	Sr.	2
	Ray Masneri	E	Jr.	2
1958	Jim Padgett	T	Sr.	1
	Ray Masneri	E	Sr.	2
	Bill Thomas	C	Sr.	2
	Harvey White	B	Jr.	2
1959	Gary Barnes	E	So.	1
	Doug Cline	FB	Sr.	1
	Bill Mathis	HB	Sr.	1
	Harold Olson	T	Sr.	1
	Lou Cordileone	T	Sr.	2
	Paul Snyder	C	Sr.	2
1960	Lowndes Shingler	QB	Sr.	1
	Dave Lynn	G	Sr.	2
	Bill McGuirt	B	Jr.	2
1961	Tommy King	E	Sr.	1
1962	Don Chuy	T	Sr.	1
1963	Pat Crain	FB	Jr.	1
	Billy Weaver	G	Sr.	1
	Jack Aaron	T	Sr.	2
	Ted Bunton	C	Jr.	2
	Lou Fogle	E	Sr.	2
1965	Johnny Boyette	OT	Sr.	1
	Bill Hecht	LB	Sr.	1
	Hugh Mauldin	TB	Sr.	1
	Butch Sursavage	DE	So.	1
1966	Jimmy Addison	QB	Jr.	1
	Wayne Mass	OT	Jr.	1
	Harry Olszewski	OG	Jr.	1
	Wayne Page	DB	Sr.	1
	Butch Sursavage	DE	Jr.	1
1967	Jim Catoe	LB	Jr.	1
	Ronnie Ducworth	DE	Jr.	1
	Buddy Gore	TB	Jr.	1
	Frank Liberatore	DB	Sr.	1
	Wayne Mass	OT	Sr.	1
	Harry Olszewski	OG	Sr.	1
1968	John Cagle	DT	Sr.	1
	Jimmy Catoe	LB	Sr.	1
	Ronnie Ducworth	DE	Sr.	1
	Buddy Gore	TB	Sr.	1
	Joe Lhotsky	OT	Sr.	1
1969	Ivan Southerland	DE	Sr.	1
	Charlie Waters	OE	Sr.	1
	Ray Yauger	TB	Jr.	1
1970	Don Kelley	DB	Jr.	1
	Dave Thompson	OG	Sr.	1
1971	Wayne Baker	DE	Sr.	1
	Larry Hefner	LB	Sr.	1
	John McMakin	TE	Sr.	1
1972	Frank Wirth	DT	Sr.	1
1973	Peanut Martin	DB	So.	1
	Ken Peebles	OT	Jr.	1
	Ken Pengitore	QB	Jr.	1
1974	Willie Anderson	MG	Sr.	1
	Bennie Cunningham	TE	Jr.	1
	Jim Ness	DB	Sr.	1
	Ken Peebles	OT	Sr.	1
1975	Bennie Cunningham	TE	Sr.	1
1977	Joe Bostic	OG	Jr.	1
	Jonathan Brooks	DE	Jr.	1
	Lacy Brumley	OT	Sr.	1
	Jerry Butler	SE	Jr.	1
	Steve Fuller	QB	Jr.	1
	Steve Ryan	DB	Jr.	1
	Randy Scott	LB	Jr.	1
1978	Joe Bostic	OG	Sr.	1
	Jonathan Brooks	DE	Sr.	1
	Bubba Brown	LB	Jr.	1
	Lester Brown	TB	Jr.	1
	Jerry Butler	SE	Sr.	1
	Steve Fuller	QB	Sr.	1
	Steve Kenney	OT	Sr.	1
	Steve Ryan	DB	Sr.	1
	Randy Scott	LB	Sr.	1
	Jim Stuckey	DT	Jr.	1
1979	Jeff Bostic	OG	Sr.	1

	Bubba Brown	LB	Sr.	1
	Steve Durham	DT	Jr.	1
	David Sims	P	Jr.	1
	Jim Stuckey	DT	Sr.	1
	Rex Varn	DB	Sr.	1
1980	Obed Ariri	PK	Sr.	1
	Perry Tuttle	FLK	Jr.	1
1981	Dan Benish	DT	Jr.	1
	Tony Berryhill	C	Sr.	1
	Jeff Bryant	DT	Sr.	1
	Jeff Davis	LB	Sr.	1
	Homer Jordan	QB	Jr.	1
	Terry Kinard	FS	Jr.	1
	Perry Tuttle	FLK	Sr.	1
1982	Cliff Austin	TB	Sr.	1
	Andy Headen	DE	Sr.	1
	Terry Kinard	FS	Sr.	1
	Frank Magwood	WR	Sr.	*1
	Bob Paulling	PK	Jr.	*1
	William Perry	MG	So.	1
	Johnny Rembert	LB	Sr.	1
1983	K.D. Dunn	TE	Jr.	1
	James Farr	OG	Sr.	1
	Rod McSwain	DB	Sr.	1
	Bob Paulling	PK	Sr.	1
	William Perry	MG	Jr.	1
	Edgar Pickett	DE	Sr.	1
	James Robinson	DT	Sr.	1
	Henry Walls	LB	Fr.	*1
1984	Mike Eppley	QB	Sr.	*1
	Dale Hatcher	P	Sr.	1
	Donald Igwebuikie	PK	Sr.	1
	William Perry	MG	Sr.	1
	Steve Reese	OG	Jr.	1
	Terrance Roulhac	WR	So.	1
	Ronald Watson	DB	Sr.	1

1985	Steve Berlin	DT	Sr.	1
	Kenny Flowers	TB	Jr.	1
	Steve Reese	OG	Sr.	1
	Jim Riggs	TE	Jr.	1
1986	Terrence Flagler	TB	Sr.	1
	Delton Hall	CB	Sr.	1
	Terence Mack	DE	Sr.	1
	Michael Dean Perry	DT	Jr.	1
	John Phillips	OG	Jr.	1
	Jim Riggs	TE	Sr.	1
1987	Terry Allen	TB	Fr.	1
	Jeff Nunamacher	OT	Jr.	1
	Michael Dean Perry	DT	Sr.	1
	John Phillips	OG	Sr.	1
	Tony Stephens	MG	Sr.	1
	David Treadwell	PK	Sr.	1
	Donnell Woolford	CB	Jr.	1
1988	Terry Allen	TB	So.	1
	Mark Drag	MG	Sr.	1
	Jeff Nunamacher	OT	Sr.	1
	Donnell Woolford	CB	Sr.	1
	Chris Gardocki	P	Fr.	*2
	Jesse Hatcher	OLB	Sr.	*2
	James Lott	FS	Jr.	*2
	Richard McCullough	DT	Sr.	*2
1989	Doug Brewster	LB	Jr.	1
	Chris Gardocki	PK/P	So.	1
	Vance Hammond	DT	Jr.	1
	Levon Kirkland	OLB	So.	*1
	Stacy Long	OT	Jr.	1
	James Lott	FS	Sr.	1
	Otis Moore	DT	Sr.	*1
	Robert O'Neal	FS	Fr.	*1
	Hank Phillips	C	Sr.	*1
	Dexter Davis	CB	So.	*2
	Jeb Flesch	OG	So.	*2

	John Johnson	OLB	Jr.	*2
1990	Rob Bodine	MG	Jr.	1
	Dexter Davis	CB	Jr.	1
	Chris Gardocki	PK/P	Jr.	1
	Vance Hammond	DT	Sr.	1
	Eric Harmon	OG	Sr.	1
	Levon Kirkland	OLB	Jr.	1
	Stacy Long	OT	Sr.	1
	Ronald Williams	TB	Fr.	1
	Doug Brewster	LB	Sr.	2
	Jeb Flesch	OG	Jr.	2
	John Johnson	OLB	Sr.	2
	Ed McDaniel	LB	Jr.	2
1991	Rob Bodine	MG	Sr.	1
	Mike Brown	C	Sr.	1
	Jeb Flesch	OG	Sr.	1
	Levon Kirkland	OLB	Sr.	1
	Ed McDaniel	LB	Sr.	1
	Chester McGlockton	DT	Jr.	1
	Robert O'Neal	FS	Jr.	1
	Terry Smith	WR	So.	1
	Nelson Welch	PK	Fr.	1
	Bruce Bratton	OT	Sr.	2
	Ronald Williams	TB	So.	2
1992	Stacy Seegars	OG	Jr.	1
	Brentson Buckner	DT	Jr.	2
	Ashley Sheppard	OLB	Sr.	2
	Robert O'Neal	FS	Sr.	2
	Nelson Welch	PK	So.	2
1993	Brentson Buckner	DT	Sr.	1
	Stacy Seegars	OG	Sr.	1
	Brian Dawkins	SS	So.	2
	Andre Humphrey	CB	So.	2
	Tim Jones	LB	Jr.	2
	Brent LeJeune	OT	Jr.	2
	Nelson Welch	PK	Jr.	2

1994	Tim Jones	LB	Sr.	1
	Marvin Cross	DT	Jr.	2
	Brian Dawkins	SS	Jr.	2
	Wardell Rouse	OLB	Sr.	2
	Nelson Welch	PK	Sr.	2
1995	Brian Dawkins	SS	Sr.	1
	Anthony Simmons	LB	Fr.	1
	LaMarick Simpson	DT	Sr.	1
	Will Young	OG	Sr.	1
	Leomont Evans	FS	Sr.	2
	Dwayne Morgan	OT	Sr.	2
	Raymond Priestor	TB	So.	2
	Jeff Sauve	PK	Sr.	2
1996	Jim Bundren	OT	Jr.	1
	Trevor Pryce	DT	Jr.	1
	Anthony Simmons	LB	So.	1
	Lamont Hall	TE	Jr.	2
	Dexter McClean	CB	Sr.	2
	Raymond Priestor	TB	Jr.	2
	Glenn Rountree	OG	Jr.	2
	Jamie Trimble	C	Sr.	2
1997	Jim Bundren	OT	Sr.	1
	Tony Horne	KR	Sr.	1
	Raymond Priestor	TB	Sr.	1
	Glenn Rountree	OG	Sr.	1
	Anthony Simmons	LB	Jr.	1
	Lorenzo Bromell	DE	Sr.	2
	Antwan Edwards	DB	Jr.	2
	Tony Horne	WR	Sr.	2
	Raymond White	MG	Sr.	2
1998	Antwan Edwards	CB	Sr.	1
	Rahim Abdullah	OLB	Jr.	2
	Adrian Dingle	DE	Sr.	2
	Corey Hulsey	OG	Jr.	2
	Holland Postell	OT	Sr.	2
1999	Keith Adams	LB	So.	1



JIM RIGGS WAS AN
ALL-ACC SELECTION
IN 1985 AND 1986.

ALL-ACC SELECTIONS



MYLES MURPHY (#98) AND TYLER DAVIS (#13)
WERE FIRST-TEAM ALL-ACC SELECTIONS IN 2022.

Robert Carswell FS Jr. 1	Chris McDuffie OG Sr. 1	Stephone Anthony LB Jr. (3)3	2017 Tyrone Crowder OG Sr. 1	Nyles Pinckney DT Jr. 3
Rod Gardner WR Jr. 2	Barry Richardson OT Sr. 1	Chandler Catanzaro PK Sr. (3)3	Justin Falcinelli C Jr. 1	Xavier Thomas DE So. 3
Terry Jolly DT Jr. 2	Michael Hamlin S Jr. 2	Roderick McDowell RB Sr. (3)3	Clelin Ferrell DE So. 1	K'Von Wallace S Sr. 3
Dextra Polite CB Sr. 2	Cullen Harper QB Jr. 2	Tyler Shatley OG Sr. (3)3	Mitch Hyatt OT Jr. 1	2020 Bryan Bresee DT Fr. 1
2000 Keith Adams LB Jr. 1	Michael Hamlin S Sr. 1	Spencer Shuey LB Sr. (3)3	Dexter Lawrence DT So. 1	Travis Etienne RB Sr. 1
Alex Ardley CB Jr. 1	C.J. Spiller ST Jr. 1	2014 Stephone Anthony LB Sr. (3)1	Christian Wilkins DL Jr. 1	Travis Etienne AP Sr. 1
Robert Carswell FS Sr. 1	Thomas Austin OL Jr. 2	Vic Beasley DE Sr. (3)1	Austin Bryant DE Jr. 2	Derion Kendrick CB Jr. 1
Terry Jolly DT Sr. 1	Aaron Kelly WR Sr. 2	Grady Jarrett DT Sr. (3)1	Dorian O'Daniel LB Sr. 2	Trevor Lawrence QB Jr. 1
Kyle Young C Jr. 1	C.J. Spiller RB Jr. 2	Garry Peters CB Sr. (3)2	Deon Cain WR Jr. 3	Amari Rodgers WR Sr. 1
Travis Zachery RB Jr. 1	2009 DeAndre McDaniel S Jr. 1	Artavis Scott WR Fr. (3)2	Travis Etienne RB Jr. 3	Matt Bockhorst OG Jr. 2
Rod Gardner WR Sr. 2	Michael Palmer TE Sr. 1	Mike Williams WR So. (3)2	Taylor Hearn OG Jr. 3	Andrew Booth Jr. CB So. 2
Will Merritt OG Jr. 2	C.J. Spiller KR Sr. 1	2015 Mackensie Alexander CB So. (3)1	Kendall Joseph LB Jr. 3	Jackson Carman OT Jr. 2
2001 Woodrow Dantzler QB Sr. 1	Thomas Austin OG Sr. 2	Shaq Lawson DE Jr. (3)1	Hunter Renfrow WR Jr. 3	James Skalski LB Sr. 2
Chad Carson LB Sr. 2	Jacoby Ford WR Sr. 2	Eric Mac Lain OG Sr. (3)1	2018 Travis Etienne RB So. 1	Nolan Turner S Sr. 2
Charles Hafley DB Sr. 2	Chris Hairston OT Jr. 2	Artavis Scott WR So. (3)1	Clelin Ferrell DE Jr. 1	Cornell Powell WR Sr. 3
Will Merritt OG Sr. 2	Ricky Sapp DE Sr. 2	Carlos Watkins DT Jr. (3)1	Mitch Hyatt OT Sr. 1	2021 Andrew Booth Jr. CB Jr. 1
Kyle Young C Sr. 2	C.J. Spiller RB Sr. 2	Deshawn Watson QB So. (3)1	Dexter Lawrence DT Jr. 1	Tyler Davis DT Jr. 1
2002 Nick Eason DT Sr. 1	2010 Da'Quan Bowers DE Jr. 1	Ben Boulware LB Jr. (3)2	Christian Wilkins DT Sr. 1	Mario Goodrich CB Sr. 1
Brian Mance CB Sr. 2	Chris Hairston OT Sr. 1	Wayne Gallman RB So. (3)2	Tremayne Anchrum OT Jr. 2	James Skalski LB Sr. 1
Bryant McNeal DE Sr. 2	Jarvis Jenkins DT Sr. 1	B.J. Goodson LB Sr. (3)2	Justin Falcinelli C Sr. 2	Jordan McFadden OT Jr. 2
Justin Miller DB Fr. 2	DeAndre McDaniel S Sr. 1	Jay Guillermo C Jr. (3)2	Tee Higgins WR So. 2	Myles Murphy DE So. 2
2003 Leroy Hill LB Jr. 1	Dwayne Allen TE So. 2	Greg Huegel PK Fr. (3)2	Tre Lamar LB Jr. 2	B.T. Potter PK Sr. 2
Derrick Hamilton WR Jr. 2	2011 Dwayne Allen TE Jr. 1	Jayron Kearse S Jr. (3)2	Trevor Lawrence QB Fr. 2	Bryan Bresee DT So. 3
Derrick Hamilton KR Jr. 2	Tajh Boyd QB So. 1	Jordan Leggett TE Jr. (3)2	Trayvon Mullen CB Jr. 2	Andrew Mukuba S Fr. 3
Gregory Walker OT Sr. 2	Andre Branch DE Sr. 1	Tyrone Crowder OG So. (3)3	Sean Pollard OG Jr. 2	Xavier Thomas DE Sr. 3
Donnell Washington DT Jr. 2	Dalton Freeman C Jr. 1	Joe Gore OT Sr. (3)3	Austin Bryant DE Sr. 3	2022 Tyler Davis DT Sr. 1
2004 Airese Currie WR Sr. 1	Sammy Watkins WR Fr. 1	Mitch Hyatt OT Fr. (3)3	Kendall Joseph LB Sr. 3	Jordan McFadden OT Sr. 1
Leroy Hill LB Sr. 1	Chandler Catanzaro PK So. 2	Cordeia Tankersley CB Jr. (3)3	Tanner Muse S Jr. 3	Myles Murphy DE Jr. 1
Justin Miller DB Jr. 2	Andre Ellington RB Jr. 2	2016 Ben Boulware LB Sr. (3)1	Hunter Renfrow WR Sr. 3	Will Shipley AP So. 1
Justin Miller KR Jr. 2	Brandon Thompson DT Sr. 2	Tyrone Crowder OG Jr. (3)1	John Simpson OG Jr. 3	Will Shipley RB So. 1
2005 Tye Hill CB Sr. 1	Sammy Watkins KR Fr. 2	Jay Guillermo C Sr. (3)1	A.J. Terrell CB So. 3	Will Shipley SP So. 1
Chansi Stuckey WR Jr. 1	2012 Tajh Boyd QB Jr. (3)1	Mitch Hyatt OT So. (3)1	2019 Tremayne Anchrum OT Sr. 1	Bryan Bresee DT So. 2
Jad Dean PK Jr. 2	Andre Ellington RB Sr. (3)1	Jadar Johnson S Sr. (3)1	Travis Etienne RB Jr. 1	K.J. Henry DE Sr. 2
Roman Fry OG Jr. 2	Brandon Ford TE Sr. (3)1	Jordan Leggett TE Sr. (3)1	Tee Higgins WR Jr. 1	B.T. Potter PK Sr. 2
Charlie Whitehurst QB Sr. 2	Dalton Freeman C Sr. (3)1	Cordeia Tankersley CB Sr. (3)1	Trevor Lawrence QB So. 1	Davis Allen TE Sr. 3
2006 Gaines Adams DE Sr. 1	DeAndre Hopkins WR Jr. (3)1	Carlos Watkins DT Sr. (3)1	Tanner Muse S Sr. 1	Will Putnam C Sr. 3
Nathan Bennett OG Sr. 1	Brandon Thomas OT Jr. (3)1	Mike Williams WR Jr. (3)1	Isaiah Simmons LB Jr. 1	Trenton Simpson LB Jr. 3
James Davis RB So. 1	Chandler Catanzaro PK Jr. (3)2	Wayne Gallman RB Jr. (3)2	John Simpson OG Sr. 1	* - AP; ^ - UPI; Note: Coaches All-ACC
Barry Richardson OT Jr. 1	Rashard Hall S Sr. 2	Greg Huegel PK So. (3)2	A.J. Terrell CB Jr. 1	selection in ^(superscripts) ; coaches picked
Chansi Stuckey WR Sr. 1	2013 Vic Beasley DE Jr. (3)1	Dexter Lawrence DT Fr. (3)2	Gage Cervenka OG Sr. 2	an All-ACC team from 2012-16;
Dustin Fry C Sr. 2	Sammy Watkins WR Jr. (3)1	Deshawn Watson QB Jr. (3)2	Tyler Davis DT Fr. 2	third-team selections began in 2013;
C.J. Spiller RB So. 2	Tajh Boyd QB Sr. (3)2	Christian Wilkins DE So. (3)2	Derion Kendrick CB So. 2	returning players in bold .
2007 James Davis RB Jr. 1	Bashaud Breland CB Jr. (3)2	Artavis Scott WR Jr. (3)3	Sean Pollard C Sr. 2	
Aaron Kelly WR Jr. 1	Brandon Thomas OT Sr. (3)2	Van Smith S So. (3)2	Jackson Carman OT So. 3	

OFFENSIVE LINEMAN TRADITION

2 Number of years **Dalton Freeman** (2011,12) and **Kyle Young** (2000,01) were finalists for the Rimington Trophy, which is given to the top center in the nation.

3 Number of consecutive years **Kyle Young** was named a first-team Academic All-American, just the second three-time selection among offensive linemen in college football history. Young was also a two-time All-American on the field.

3 Number of First-Team All-ACC offensive linemen Clemson had in 2016 and 2017, the only two times the Tigers have had three first-team selections.

27 Number of all-conference selections by the Clemson offensive line since 2015, the most in the ACC and second most among Power Five Conference schools.

46 Jackson Carman's selection in the 2021 NFL draft, Clemson's highest-selected offensive lineman in 50 years.

3754 Number of career snaps from scrimmage for **Mitch Hyatt**, the most by a Tiger at any position in history. Hyatt won the ACC Jacobs Blocking Trophy in each of his final two seasons at Clemson.

WILL PUTNAM

HONORS

OUTLAND TROPHY FINALISTS

Stacy Long, OT 1990

RIMINGTON TROPHY FINALISTS

Kyle Young, C 2000,01
Dalton Freeman, C 2011,12

ALL-AMERICANS

O.K. Pressley, C 1928
Ralph Jenkins, C 1945
Wayne Mass, OT 1966
Harry Olszewski, OG 1967
Dave Thompson, OG 1970
Joe Bostic, OG 1977,78
Lee Nanney, OT 1981
James Farr, OG 1983
Steve Reese, OG 1985
John Phillips, OG 1986,87
Stacy Long, OT 1989,90
Jeb Flesch, OG 1991
Stacy Seegars, OG 1992,93
Jim Bundren, OT 1997
Kyle Young, C 2000,01
Nathan Bennett, OG 2006
Barry Richardson, OT 2007
Chris McDuffie, OG 2007
Thomas Austin, OG 2009
Dalton Freeman, C 2012
Mitch Hyatt, OT 2017,18
John Simpson, OL 2019
Jackson Carman, OT 2020

ACC JACOBS BLOCKING TROPHY

Wayne Mass, OT 1966
Harry Olszewski, OG 1967
Joe Bostic, OG 1977
Lee Nanney, OT 1981
James Farr, OG 1983
John Phillips, OG 1987
Mitch Hyatt, OT 2017,18
Jordan McFadden, OT 2022

ALL-CONFERENCE PLAYERS

Oscar Derrick, OG 1903-05
William Schilleter, OT 1913
Mutt Gee, C 1917
L.M. Lightsey, OT 1919,20,22
R.C. Potts, OG 1919
O.K. Pressley, C 1928
Tom Brown, OT 1935
Charlie Woods, C 1937
Ralph Jenkins, C 1944,45
Bill Thomas, C 1958
Ted Bunton, C 1963
Wayne Mass, OT 1963
Billy Weaver, OG 1963
Johnny Boyette, OT 1965
Dave Thompson, OG 1966,67
Harry Olszewski, OG 1966,67
Joe Lhotsky, OT 1968
Dave Thompson, OG 1970
Ken Peebles, OT 1973,74
Joe Bostic, OG 1977,78
Lacy Brumley, OT 1977
Steve Kenney, OT 1978

Jeff Bostic, OG 1979
Lee Nanney, OT 1980,81
Tony Berryhill, C 1981
James Farr, OG 1983
Steve Reese, OG 1984,85
John Phillips, OG 1986,87
Jeff Nunamacher, OT 1987,88
Stacy Long, OT 1989,90
Hank Phillips, C 1989
Jeb Flesch, OG 1989-91
Eric Harmon, OG 1990
Mike Brown, C 1991
Bruce Bratton, OT 1991
Stacy Seegars, OG 1992,93
Brent LeJeune, OT 1993
Will Young, OG 1995
Dwayne Morgan, OT 1995
Jim Bundren, OT 1996,97
Glenn Rountree, OG 1996,97
Jamie Trimble, C 1996
Holland Postell, OT 1998
Corey Hulsey, OG 1998
Kyle Young, C 2000,01
Will Merritt, OG 2000,01
Akil Smith, OT 2001
Gregory Walker, OT 2003
Roman Fry, OG 2005
Nathan Bennett, OG 2006
Barry Richardson, OT 2006,07
Dustin Fry, C 2006
Chris McDuffie, OG 2007
Thomas Austin, OL 2008,09
Chris Hairston, OT 2009,10

Dalton Freeman, C 2011,12
Brandon Thomas, OT 2012,13
Tyrone Crowder, OG 2015-17
Joe Gore, OT 2015
Jay Guillermo, C 2015,16
Mitch Hyatt, OT 2015-18
Eric Mac Lain, OG 2015
Justin Falcinelli, C 2017,18
Tremayne Anchrum, OT 2018,19
Sean Pollard, OG 2018,19
John Simpson, OG 2018,19
Jackson Carman, OT 2019,20
Gage Cervenka, OL 2019
Matt Bockhorst, OG 2020
Jordan McFadden, OT 2021,22
Will Putnam, C 2022

ACC 50-YEAR SELECTIONS

Joe Bostic, OG 1975-78

NFL PLAYERS

Tremayne Anchrum, OL 2020-22
Thomas Austin, OG 2010-13
Isaiah Battle, OT 2015-17
Nathan Bennett, OG 2007,08
Jeff Bostic, C 1980-93
Joe Bostic, OG 1979-88
Jim Bundren, OT 1998-00
Jackson Carman, OL 2021,22
Don Chuy, OG 1963-69
Brian Clark, OG 1982
Chris Dolce, OG 1983
James Farr, OG 1984,85

Dalton Freeman, C 2013-16
Dustin Fry, C 2007-09
Chris Hairston, OT 2011-17
Ricky Harrell, C 1973
Taylor Hearn, OG 2018
Corey Hulsey, OG 2001,03-06
Mitch Hyatt, OT 2019-21
Ralph Jenkins, C 1947
Steve Kenney, OT 1979-86
Wayne Mass, OT 1968-72
Jim McCanness, OG 1960
Antoine McClain 2012-15
Dwayne Morgan, OT 2003
Wayne Mulligan, C 1969-75
Harold Olson, OT 1960-64
Harry Olszewski, OG 1969,70
Bob Patton, OT 1952
Ken Peebles, OG 1975
Barry Richardson, OT 2008-13
Glenn Rountree, OG 1999
Tyler Shatley, OG 2014-22
John Simpson, OG 2020-22
Brandon Thomas, OT 2014-19
Dave Thompson, OG 1971-75
Gregory Walker, OG 2004
Curtis Whitley, C 1992-97

SUPER BOWL CHAMPIONS

Tremayne Anchrum 2021
Jeff Bostic, Redskins 1982,87,91
Antoine McClain, Ravens 2012^(PS)

WIDE RECEIVER & TIGHT END TRADITION

1 Number of tight ends named to the ACC 50-Year Anniversary team. The only pick was former Tiger **Bennie Cunningham**, an All-America tight end in 1974 and 1975.

2 Number of times **Jordan Leggett** was a Mackey Award finalist

3 Number of 1,000-yard NFL receivers from Clemson in 2021 (Tee Higgins, Hunter Renfrow, Mike Williams). No other school produced more than two.

6 Number of consecutive years Clemson had a wideout selected in the NFL draft from 2016-21, the nation's longest streak in that span.

11 Number of Tiger wide receivers drafted since the 2013 NFL draft, second most in the nation. Also, the number of ACC receiving-yardage champions Clemson has had, including **DeAndre Hopkins** in 2012 and **Sammy Watkins** in 2013.

50 Number of receptions for **Dwayne Allen** in 2011, when he earned the Mackey Award as the nation's top tight end.

853 Number of career receptions for **DeAndre Hopkins** since he entered the NFL in 2013, the most in the league during that span.

DAVIS ALLEN



HONORS

BILETNIKOFF AWARD FINALISTS

Sammy Watkins 2013

MACKEY AWARD WINNERS

Dwayne Allen 2011

MACKEY AWARD FINALISTS

Jordan Leggett 2015,16

SPORTING NEWS NATIONAL FOTY

Sammy Watkins 2011

ALL-AMERICANS

Joe Blalock 1940,41
Bennie Cunningham 1974,75
Jerry Butler 1978
Perry Tuttle 1981
Rod Gardner 2000
Dwayne Allen 2011
Sammy Watkins 2011-13
DeAndre Hopkins 2012
Jordan Leggett 2015,16
Mike Williams 2016
Tee Higgins 2019

ALL-CONFERENCE PLAYERS

Hope Sandler 1902
Gus Goins 1938

Joe Blalock 1939-41
Chip Clark 1942
Glenn Smith 1950,51
Dreher Gaskin 1953
Scott Jackson 1954
Dalton Rivers 1956
Ray Masneri 1957,58
Gary Barnes 1959
Tommy King 1961
Charlie Waters 1969
John McMakin 1971
Bennie Cunningham 1974,75
Jerry Butler 1977,78
Perry Tuttle 1980,81
Frank Magwood 1982
K.D. Dunn 1983
Jim Riggs 1985,86
Terrance Roulhac 1984
Terry Smith 1991
Lamont Hall 1996
Tony Horne 1997
Rod Gardner 1999,00
Airese Currie 2004
Chansi Stuckey 2005,06
Aaron Kelly 2007,08
Jacob Ford 2009
Michael Palmer 2009
Dwayne Allen 2011

Sammy Watkins 2011,13
Brandon Ford 2012
DeAndre Hopkins 2012
Artavis Scott 2014,15,16
Mike Williams 2014,16
Jordan Leggett 2015,16
Deon Cain 2017
Hunter Renfrow 2017,18
Tee Higgins 2018,19
Cornell Powell 2020
Amari Rodgers 2020
Davis Allen 2022

ACC 50-YEAR SELECTIONS

Jerry Butler 1975-78
Bennie Cunningham 1973-75

NFL PLAYERS

Dwayne Allen 2012-18
Gary Barnes 1961-67
Shelton Boyer 1987
Jaron Brown 2013-20
Martavis Bryant 2014,15,17,18
Jerry Butler 1979-87
Deon Cain 2018-21
Dwight Clark 1979-87
James Coley 1990,91
Bennie Cunningham 1976-85

Airese Currie 2005,06
K.D. Dunn 1985-88
Jacoby Ford 2010-13
Rod Gardner 2001-06
Tyler Grisham 2009
Lamont Hall 1999-05
Derrick Hamilton 2004,05
Tee Higgins 2020-22
DeAndre Hopkins 2013-22
Tony Horne 1998-00
Adam Humphries 2015-21
Keith Jennings 1989-97
Jordan Leggett 2017-20
Ray Mathews 1951-60
Ray-Ray McCloud 2018-22
John McMakin 1972-76
Michael Palmer 2010-14
Charone Peake 2016-19
Bob Poole 1964-67
Cornell Powell 2021,22
Hunter Renfrow 2019-22
Jim Riggs 1987-93
Amari Rodgers 2021,22
Stan Rome 1979-82
Justyn Ross 2022
Larry Ryans 1993,96
Artavis Scott 2017-20
Chansi Stuckey 2007-10

Rendrick Taylor 2010
Doug Thomas 1991-93
Trevion Thompson 2019
Perry Tuttle 1982-88
Joey Walters 1977-87
Sammy Watkins 2014-22
Mike Williams 2017-22
Ray Williams 1987
Kevin Youngblood 2006

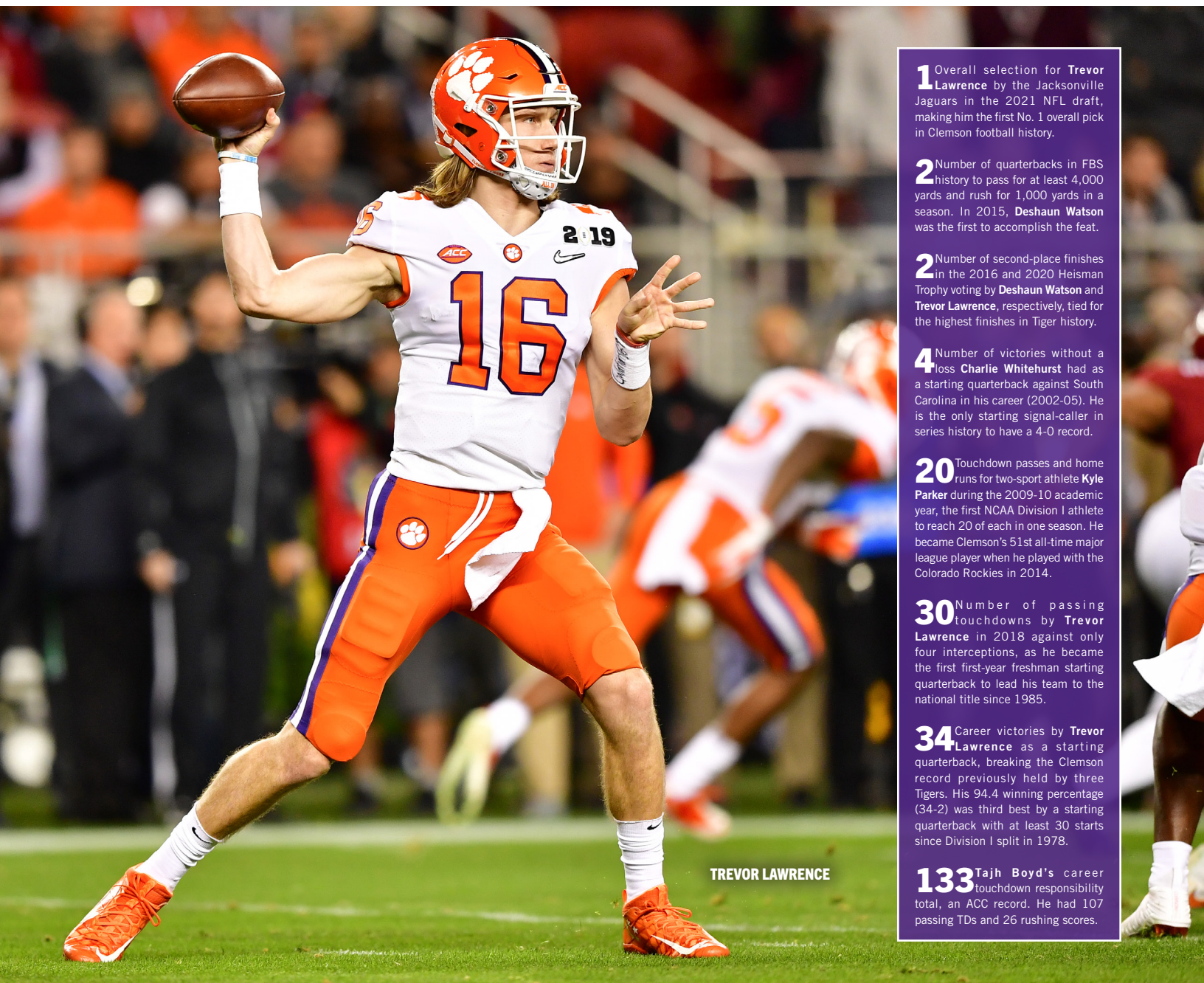
PRO BOWL PLAYERS

Jerry Butler 1980
Dwight Clark 1981,82
DeAndre Hopkins 2015,17-20
Hunter Renfrow 2021

SUPER BOWL CHAMPIONS

Dwayne Allen, Patriots 2018
Dwight Clark, 49ers 1981,84
Bennie Cunningham, Steelers 1977,78
K.D. Dunn, Redskins 1987
Tony Horne, Rams 1999
John McMakin, Steelers 1974
Cornell Powell, Chiefs 2022
Justyn Ross, Chiefs 2022^(IR)
Sammy Watkins, Chiefs 2019

QUARTERBACK TRADITION



TREVOR LAWRENCE

1 Overall selection for **Trevor Lawrence** by the Jacksonville Jaguars in the 2021 NFL draft, making him the first No. 1 overall pick in Clemson football history.

2 Number of quarterbacks in FBS history to pass for at least 4,000 yards and rush for 1,000 yards in a season. In 2015, **Deshaun Watson** was the first to accomplish the feat.

2 Number of second-place finishes in the 2016 and 2020 Heisman Trophy voting by **Deshaun Watson** and **Trevor Lawrence**, respectively, tied for the highest finishes in Tiger history.

4 Number of victories without a loss **Charlie Whitehurst** had as a starting quarterback against South Carolina in his career (2002-05). He is the only starting signal-caller in series history to have a 4-0 record.

20 Touchdown passes and home runs for two-sport athlete **Kyle Parker** during the 2009-10 academic year, the first NCAA Division I athlete to reach 20 of each in one season. He became Clemson's 51st all-time major league player when he played with the Colorado Rockies in 2014.

30 Number of passing touchdowns by **Trevor Lawrence** in 2018 against only four interceptions, as he became the first first-year freshman starting quarterback to lead his team to the national title since 1985.

34 Career victories by **Trevor Lawrence** as a starting quarterback, breaking the Clemson record previously held by three Tigers. His 94.4 winning percentage (34-2) was third best by a starting quarterback with at least 30 starts since Division I split in 1978.

133 **Tajh Boyd's** career touchdown responsibility total, an ACC record. He had 107 passing TDs and 26 rushing scores.

HONORS

GRIFFIN AWARD WINNERS

Deshaun Watson	2015
Trevor Lawrence	2018

HEISMAN TROPHY FINALISTS

Deshaun Watson	2015,16
Trevor Lawrence	2020

MANNING AWARD WINNERS

Deshaun Watson	2015,16
----------------	---------

MANNING AWARD FINALISTS

Tajh Boyd	2012,13
Trevor Lawrence	2018-20

MAXWELL AWARD FINALISTS

Deshaun Watson	2015
Trevor Lawrence	2020

O'BRIEN AWARD WINNERS

Deshaun Watson	2015,16
----------------	---------

O'BRIEN AWARD FINALISTS

Trevor Lawrence	2020
-----------------	------

UNITAS AWARD WINNERS

Deshaun Watson	2016
----------------	------

UNITAS AWARD FINALISTS

Trevor Lawrence	2020
-----------------	------

WALTER CAMP FINALISTS

Deshaun Watson	2015,16
Trevor Lawrence	2020

ALL-AMERICANS

Banks McFadden	1939
Steve Fuller	1978
Tajh Boyd	2012
Deshaun Watson	2015,16
Trevor Lawrence	2020

ACADEMIC ALL-AMERICANS

Charlie Bussey	1956
----------------	------

Harvey White	1957
Steve Fuller	1977,78
Mike Eppley	1984

NCAA POSTGRADUATE SCHOLARSHIPS

Jimmy Bell	1964
Jimmy Addison	1968
Steve Fuller	1979

ACC PLAYERS-OF-THE-YEAR

Steve Fuller	1977,78
Tajh Boyd	2012
Deshaun Watson	2015
Trevor Lawrence	2020

ACC ROOKIES-OF-THE-YEAR

Trevor Lawrence	2018
-----------------	------

ALL-CONFERENCE PLAYERS

John Maxwell	1902,03
Goat McMillan	1929
Banks McFadden	1939

Bobby Gage	1948
Billy Hair	1951,52
Don King	1953,54
Charlie Bussey	1956
Harvey White	1957
Lowndes Shingler	1960
Jimmy Addison	1967
Ken Pengitore	1973
Steve Fuller	1977,78
Homer Jordan	1981
Mike Eppley	1984
Woodrow Dantzler	2001
Charlie Whitehurst	2005
Cullen Harper	2007
Tajh Boyd	2011-13
Deshaun Watson	2015,16
Trevor Lawrence	2018-20

ACC 50-YEAR SELECTIONS

Steve Fuller	1975-78
--------------	---------

PROFESSIONAL PLAYERS

DeChane Cameron	1992
Woodrow Dantzler	2002,03
Steve Fuller	1979-87
Bobby Gage	1949,50
Nealson Greene	1998-05
Dick Hendley	1951
Homer Jordan	1983-85
Trevor Lawrence	2021,22
Banks McFadden	1940
Will Proctor	2007,08
Deshaun Watson	2017-22
Harvey White	1960
Charlie Whitehurst	2006-16

PRO BOWL PLAYERS

Deshaun Watson	2018-20
Trevor Lawrence	2022

SUPER BOWL CHAMPIONS

Steve Fuller, Bears	1985
---------------------	------

RUNNING BACK TRADITION

0 Number of players in ACC history with more career rushing yards than **Travis Etienne** (4,952).

1 **Bill Mathis** was a member of the New York Jets' 1969 Super Bowl championship team, the first former Tiger to win a Super Bowl ring.

2 Number of years of eligibility needed for **C.J. Spiller** to be selected to the College Football Hall of Fame, earning induction in his second try in 2021.

3 First-Team All-ACC selections for **Will Shipley** in 2022, the first player to earn First-Team All-ACC honors in three categories in a year (running back, all-purpose, specialist).

5 Consecutive years Clemson had a First-Team or Second-Team All-ACC running back from 2005-09.

8 Number of years since 2011 Clemson has had a 1,000-yard rusher.

15 Number of All-ACC running backs Clemson has had in the last 17 years.

46 Number of games in which **Travis Etienne** scored a touchdown, an FBS record.

78 Number of touchdowns scored by **Travis Etienne**, an ACC record, including 70 on the ground. He became the sixth FBS player to reach 70 career rushing touchdowns.

7588 Number of career all-purpose yards by **C.J. Spiller** in his four years with the Tiger program, the fourth-highest total in NCAA history and 694 more than any other player in ACC history.



WILL SHIPLEY

HONORS

DOAK WALKER FINALISTS

C.J. Spiller	2009
Travis Etienne	2018,20

HORNING FINALISTS

Travis Etienne	2020
Will Shipley	2022

ALL-AMERICANS

Joel Wells	1955
Terrence Flagler	1986
C.J. Spiller	2009
Travis Etienne	2018-20

ACC PLAYERS-OF-THE-YEAR

Buddy Gore	1967
C.J. Spiller	2009
Travis Etienne	2018,19

ACC ROOKIES-OF-THE-YEAR

Chuck McSwain	1979
---------------	------

Terry Allen	1987
Ronald Williams	1990
James Davis	2005

ALL-CONFERENCE PLAYERS

Jock Hanvey	1903
Fritz Furtick	1905
Stumpy Banks	1919
Goat McMillan	1929
Don Willis	1938
Charlie Timmons	1940,41
Ray Mathews	1949
Fred Cone	1950
Billy Hair	1951,52
Joel Wells	1955,56
Doug Cline	1959
Bill Mathis	1959
Bill McGuirt	1960
Pat Crain	1963
Hugh Mauldin	1965
Buddy Gore	1967,68

Ray Yauger	1969
Lester Brown	1978
Cliff Austin	1982
Kenny Flowers	1985
Terrence Flagler	1986
Terry Allen	1987,88
Ronald Williams	1990,91
Raymond Priestler	1995-97
Travis Zachery	2000
James Davis	2006,07
C.J. Spiller	2006,08,09
Andre Ellington	2011,12
Roderick McDowell	2013
Wayne Gallman	2015,16
Travis Etienne	2017-20
Will Shipley	2022

NFL PLAYERS

Terry Allen	1991-01
Cliff Austin	1983-87
Bob Baldwin	1966,67

Zac Brooks	2016
Ken Callicutt	1978-82
Adam Choice	2019
Fred Cone	1951-60
James Davis	2009,10
Stacey Driver	1987
Andre Ellington	2013-18
Travis Etienne	2021,22
Terrence Flagler	1987-91
Kenny Flowers	1987-89
Wayne Gallman	2017-22
Steve Griffin	1987
Jamie Harper	2011,12
Rudy Harris	1993-95
Tracy Johnson	1989-96
Kevin Mack	1985-93
Bill Mathis	1960-69
Jeff McCall	1983
Chuck McSwain	1983-87
Joe Pagliel	1959,60
Marion Reeves	1974-76

Marvin Sims	1980,81
C.J. Spiller	2010-17
Don Testerman	1976-80
Charlie Timmons	1946
Sid Tinsley	1945
Joel Wells	1957-61
Derrick Witherspoon	1995-97
Terry Witherspoon	2001

PRO BOWL PLAYERS

Ray Mathews	1952,53,55
Bill Mathis	1963
Kevin Mack	1985-87
Terry Allen	1996
C.J. Spiller	2012

SUPER BOWL CHAMPIONS

Terrence Flagler, 49ers	1988,89
Bill Mathis, Jets	1969

DEFENSIVE LINEMAN TRADITION

1 Number of Campbell Trophy winners in Clemson history. In 2018, **Christian Wilkins** became the first Tiger to receive the award known as the "Academic Heisman Trophy" before being the No. 13 overall pick in the 2019 NFL draft.

2 Number of Tiger defensive linemen to earn conference awards as freshmen in 2020, **Bryan Bresee** (ACC Defensive Rookie-of-the-Year) and **Myles Murphy** (AP ACC Co-Newcomer-of-the-Year).

3 Number of Tiger defensive linemen picked in the first round of the 2019 NFL draft, making Clemson the first school in history to produce three first-round defensive linemen in an NFL draft, excluding linemen officially chosen as outside linebackers.

7 Number of Clemson defensive linemen selected in the first round of the NFL draft since 2015, most in the nation.

16 Number of All-America selections by Clemson defensive linemen in the last 10 years, including 11 selections since 2016.

27 Number of tackles for loss by William Perry in 1984 and Rob Bodine in 1991. Both players led the nation.

K.J. HENRY

HONORS

BEDNARIK AWARD FINALISTS

Vic Beasley, DE 2014
Christian Wilkins, DT 2018

CAMPBELL TROPHY WINNERS

Christian Wilkins, DT 2018

HENDRICKS AWARD WINNERS

Da'Quan Bowers, DE 2010
Cielin Ferrell, DE 2018

HENDRICKS AWARD FINALISTS

Andre Branch, DE 2011
Vic Beasley, DE 2013,14
Shaq Lawson, DE 2015
Cielin Ferrell, DE 2017

LOMBARDI AWARD FINALISTS

William Perry, MG 1984
Da'Quan Bowers, DE 2010
Vic Beasley, DE 2014
Shaq Lawson, DE 2015
Christian Wilkins, DT 2018

LOTT IMPACT TROPHY FINALISTS

Christian Wilkins, DT 2018

NAGURSKI AWARD WINNERS

Da'Quan Bowers, DE 2010

NAGURSKI AWARD FINALISTS

Gaines Adams, DE 2006
Shaq Lawson, DE 2015
Christian Wilkins, DL 2016,18

OUTLAND TROPHY FINALISTS

William Perry, MG 1984
Michael Dean Perry, DT 1987
Christian Wilkins, DT 2018

SENIOR CLASS AWARD FINALISTS

Christian Wilkins, DT 2018

ALL-AMERICANS

Tom Barton, DL 1952
Lou Cordileone, DT 1959
Jim Stuckey, DT 1979
Jeff Bryant, DT 1981
William Perry, MG 1982-84
James Robinson, DT 1983
Michael Dean Perry, DT 1987
Rob Bodine, MG 1991
Gaines Adams, DE 2006
Da'Quan Bowers, DE 2010
Andre Branch, DE 2011
Vic Beasley, DE 2013,14
Grady Jarrett, DT 2014
Shaq Lawson, DE 2015
Christian Wilkins, DL 2016-18
Carlos Watkins, DT 2016
Austin Bryant, DE 2017
Cielin Ferrell, DE 2017,18
Dexter Lawrence, DT 2017,18
Myles Murphy, DE 2021
Tyler Davis, DT 2022
K.J. Henry, DE 2022

ACC PLAYERS-OF-THE-YEAR

William Perry, MG 1984
Michael Dean Perry, DT 1987

ACC DEFENSIVE PLAYERS-OF-THE-YEAR

Gaines Adams, DE 2006
Da'Quan Bowers, DE 2010
Vic Beasley, DE 2014
Cielin Ferrell, DE 2018

ALL-CONFERENCE PLAYERS

B.C. Inabinet, MG 1935
Bob Turner, DT 1945
Frank Gillespie, MG 1948
George Fritts, MG 1939-41
Clyde White, DT 1954
John Grdijan, MG 1956,57
Jim Padgett, DT 1958

Lou Cordileone, DT 1959
Harold Olson, DT 1959
John Cagle, DT 1968
Frank Wirth, DT 1972
Willie Anderson, MG 1974
Jim Stuckey, DT 1978,79
Steve Durham, DT 1979
Dan Benish, DT 1981
Jeff Bryant, DT 1981
William Perry, MG 1982-84
James Robinson, DT 1983
Steve Berlin, DT 1985
Michael Dean Perry, DT 1986,87
Tony Stephens, MG 1987
Mark Drag, MG 1988
Rich McCullough, DT 1988
Vance Hammond, DT 1989,90
Otis Moore, DT 1989
Rob Bodine, MG 1991
Chester McGlockton, DT 1991
Brenton Buckner, DT 1992,93
Marvin Cross, DT 1994
Lamarick Simpson, DT 1995
Trevor Pryce, DT 1996
Lorenzo Bromell, DT 1997
Raymond White, DT 1997
Adrian Dingle, DE 1998
Terry Jolly, DT 1999,00
Nick Eason, DT 2002
Bryant McNeal, DE 2002
Donnell Washington, DT 2003
Gaines Adams, DE 2006
Ricky Sapp, DE 2009
Da'Quan Bowers, DE 2010
Jarvis Jenkins, DT 2010
Andre Branch, DE 2011
Brandon Thompson, DT 2011
Vic Beasley, DE 2013,14
Grady Jarrett, DT 2014
Shaq Lawson, DE 2015
Carlos Watkins, DT 2015,16
Dexter Lawrence, DT 2016-18

Christian Wilkins, DL 2016-18
Austin Bryant, DE 2017,18
Cielin Ferrell, DE 2017,18
Tyler Davis, DT 2019,21,22
Nyles Pinckney, DT 2019
Xavier Thomas, DE 2019,21
Bryan Bresee, DT 2020-22
Myles Murphy, DE 2021,22
K.J. Henry, DE 2022

ACC 50-YEAR SELECTIONS

Michael Dean Perry, DT 1984-97
William Perry, MG 1981-84

NFL PLAYERS

Gaines Adams, DE 2007-09
Tavaris Barnes, DE 2015,16
Vic Beasley, DE 2015-20
Dan Benish, DT 1983-88
Charles Bennett, DE 2006-08
Da'Quan Bowers, DE 2011-14
Andre Branch, DE 2012-20
Lorenzo Bromell, DE 1998-04
Kourtnei Brown, DE 2014,15
Austin Bryant, DE 2019-22
Jeff Bryant, DT 1982-93
Brenton Buckner, DT 1994-05
John Cagle, DT 1969
Lou Cordileone, DT 1960-68
Corey Crawford, DE 2015
Adrian Dingle, DT 1999-04
Kevin Dodd, DE 2016,17
Steve Durham, DT 1982
Nick Eason, DT 2004-12
Cielin Ferrell, DE 2019-22
Malliciah Goodman, DE 2013-16
Bill Hudson, DT 1961-63
Bob Hudson, DT 1951-61
Albert Huggins, DT 2019-22
Clarence Inabinet, DT 1936
Grady Jarrett, DT 2015-22
Jarvis Jenkins, DT 2011-18

Dexter Lawrence, DT 2019-22
Shaq Lawson, DE 2016-22
Richard McCullough, DT 1989-90
Chester McGlockton, DT 1992-03
Bryant McNeal, DE 2003-06
Phillip Merling, DE 2008-13
William Perry, MG 1985-94
Michael Dean Perry, DT 1988-97
Robert Potts, DT 1919
Trevor Pryce, DT 1997-10
D.J. Reader, DT 2016-22
Archie Reese, DT 1978-84
Ricky Sapp, DE 2010-14
Dorell Scott, DT 2009-11
Jim Stuckey, DT 1980-87
Brandon Thompson, DT 2012-16
Khaleed Vaughn, DE 2004,05
Donnell Washington, DT 2004,05
Carlos Watkins, DT 2017-22
Christian Wilkins, DT 2019-22
DeShawn Williams, DT 2015-18,20-22

PRO BOWL PLAYERS

Bill Hudson, DT 1961
Chester McGlockton, DT 1994-97
Michael Dean Perry, DT 1989-91,93,94,96
Trevor Pryce, DT 1999-02
Vic Beasley, DE 2016
Grady Jarrett, DT 2019,20
Dexter Lawrence, DT 2022

SUPER BOWL CHAMPIONS

Dan Benish, Redskins 1987
Nick Eason, Steelers 2008
William Perry, Bears 1986
Trevor Pryce, Broncos 1997,98
Archie Reese, 49ers 1981
Jim Stuckey, 49ers 1981,84

LINEBACKER TRADITION



TRENTON SIMPSON

1 Stephone Anthony led Clemson's top-ranked total defense in tackles in 2014. He was then selected in the first round of the 2015 NFL Draft by the New Orleans Saints.

2 Number of FBS players since 2013 that have recorded at least 100 tackles, 16 tackles for loss, eight sacks and multiple interceptions in a season, including **Isaiah Simmons**, who in 2019 became the first player to do so since Khalil Mack.

5 Number of ACC Championship Games played by James Skalski, making him the first player ever to play in (and win) five conference title games.

13.1 Average points per game allowed by the 2018 defense, as the linebackers helped Clemson finish first in the nation in scoring defense for the first time in school history.

43 Number of former Tiger linebackers who have made an NFL roster during the regular season.

43 Jersey number of both **Keith Adams** and **Leroy Hill**, both of whom won ACC Defensive Player-of-the-Year honors at Clemson. **Adams** won the award in the 1999 season and **Hill** took home the hardware in 2004.

160 Number of tackles by **B.J. Goodson** during the Tigers' 2015 national championship runner-up season. Goodson was first-team All-ACC and then drafted in the fourth round by the New York Giants.

2007 Year former All-American **Jeff Davis** was inducted into the College Football Hall of Fame.

HONORS

BUTKUS AWARD WINNERS

Isaiah Simmons 2019

BUTKUS AWARD FINALISTS

Levon Kirkland 1990
Ed McDaniel 1991
Keith Adams 2000
Dorian O'Daniel 2017
Tre Lamar 2018
Isaiah Simmons 2019

NAGURSKI TROPHY FINALISTS

Isaiah Simmons 2019

NATIONAL ROOKIES-OF-THE-YEAR

Anthony Simmons 1995

ALL-AMERICANS

Jeff Davis 1981
Johnny Rembert 1982
Levon Kirkland 1990,91
Ed McDaniel 1991
Anthony Simmons 1995-97
Keith Adams 1999,00
Leroy Hill 2004
Ben Boulware 2016
Dorian O'Daniel 2017
Tre Lamar 2018
Isaiah Simmons 2019

James Skalski 2021
Barrett Carter 2022
Jeremiah Trotter Jr. 2022

ACC PLAYERS-OF-THE-YEAR

Jeff Davis 1981

ACC DEFENSIVE PLAYERS-OF-THE-YEAR

Keith Adams 1999
Leroy Hill 2004
Ben Boulware 2016
Isaiah Simmons 2019

ALL-CONFERENCE PLAYERS

Vet Sitton 1903
Wyndie Wyndham 1950
Bill Hecht 1965
Butch Sursavage 1965,66
Jim Catoe 1967,68
Ronnie Ducworth 1967,68
Ivan Southerland 1969
Wayne Baker 1971
Larry Hefner 1971
Jonathan Brooks 1977,78
Randy Scott 1977,78
Bubba Brown 1978,79
Jeff Davis 1981
Andy Headen 1982
Johnny Rembert 1982

Edgar Pickett 1983
Henry Walls 1983
Terence Mack 1986
Jesse Hatcher 1988
Doug Brewster 1989,90
John Johnson 1989,90
Levon Kirkland 1989-91
Ed McDaniel 1990,91
Ashley Sheppard 1992
Tim Jones 1993,94
Wardell Rouse 1994
Anthony Simmons 1995-97
Rahim Abdullah 1998
Keith Adams 1999
Chad Carson 2000,01
Leroy Hill 2003,04
Stephone Anthony 2013,14
Spencer Shuey 2013
Ben Boulware 2015,16
B.J. Goodson 2015
Kendall Joseph 2017,18
Dorian O'Daniel 2017
Tre Lamar 2018
Isaiah Simmons 2019
James Skalski 2020,21
Trenton Simpson 2022

ACC 50-YEAR SELECTIONS

Jeff Davis 1978-81

Anthony Simmons 1995-97

NFL PLAYERS

Rahim Abdullah 1999,00
Keith Adams 2001-07
Kevin Alexander 2010
Stephone Anthony 2015-19
Mike Barber 1995-99
Jonathan Brooks 1979-84
John Cagle 1968
O.J. Childress 1999,00
Vince Ciurciu 2002-09
Doug Cline 1960-66
Kavell Conner 2010-15
Billy Davis 1984
Jeff Davis 1982-87
Mike Dukes 1960-65
B.J. Goodson 2016-21
Rudy Hayes 1959-62
Andy Headen 1983-88
Larry Hefner 1972-75
Leroy Hill 2005-12
Bob Hudson 1951-61
Brandon Jamison 2005-07
John Johnson 1991-95
Levon Kirkland 1992-02
Tre Lamar 2019
John Leake 2005,06
Terence Mack 1987

Ed McDaniel 1992-01
Eldridge Milton 1987
Dorian O'Daniel 2018-21
Johnny Rembert 1983-88
Wardell Rouse 1995,96
Patrick Sapp 1996-99
Ashley Sheppard 1993-95
Anthony Simmons 1998-04
Isaiah Simmons 2020-22
Wayne Simmons 1993-98
Baylon Spector 2022
Darnell Stephens 1995,96
Tony Steward 2015
Henry Walls 1987
Anthony Waters 2007-10
Jonathan Willard 2013
Keith Williams 1987

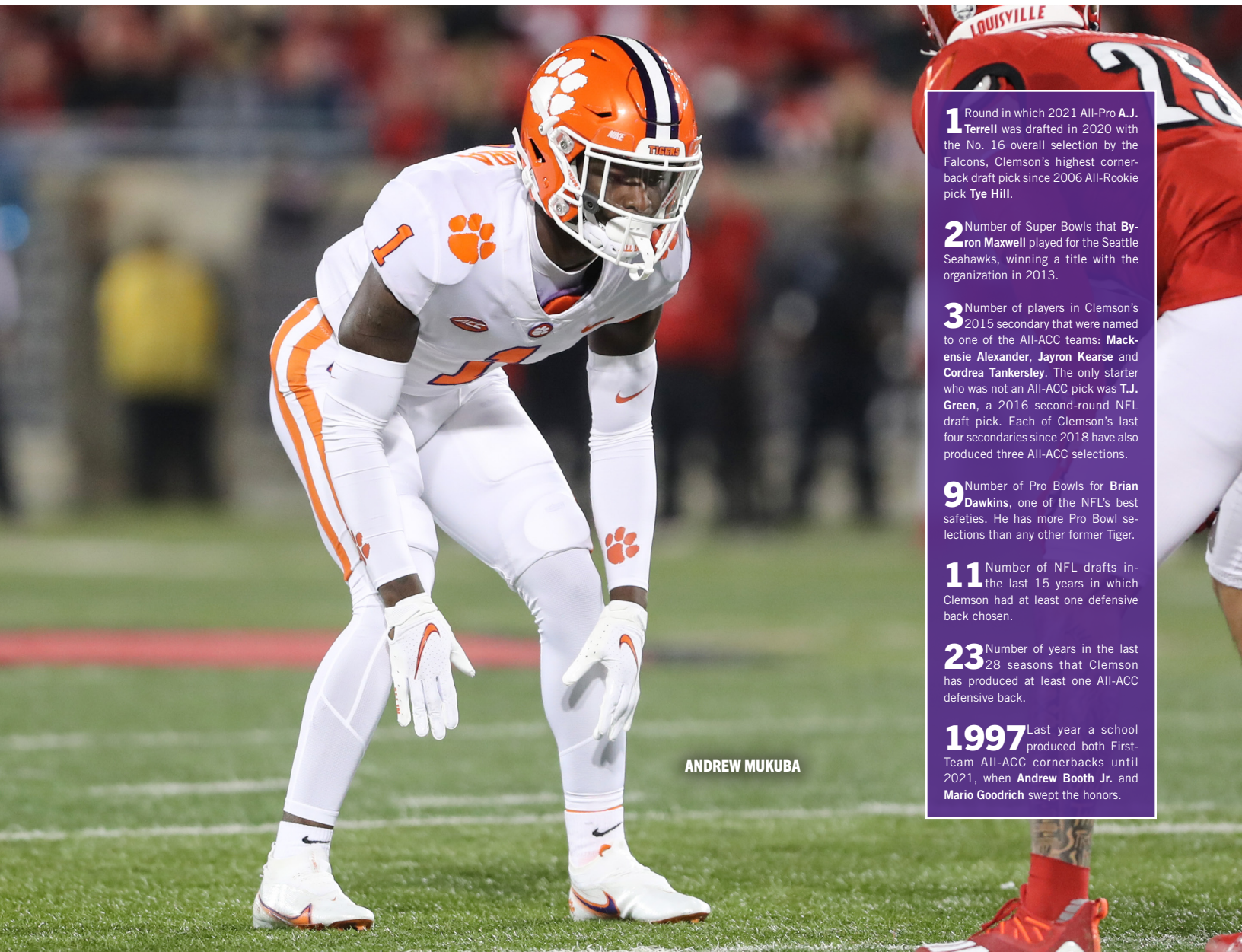
PRO BOWL PLAYERS

Johnny Rembert 1988,89
Levon Kirkland 1996,97
Ed McDaniel 1998

SUPER BOWL CHAMPIONS

Andy Headen, Giants 1986
Wayne Simmons, Packers 1996
Anthony Waters, Saints 2009
Dorian O'Daniel, Chiefs 2019

DEFENSIVE BACK TRADITION



ANDREW MUKUBA

1 Round in which 2021 All-Pro A.J. Terrell was drafted in 2020 with the No. 16 overall selection by the Falcons, Clemson's highest cornerback draft pick since 2006 All-Rookie pick Tye Hill.

2 Number of Super Bowls that Byron Maxwell played for the Seattle Seahawks, winning a title with the organization in 2013.

3 Number of players in Clemson's 2015 secondary that were named to one of the All-ACC teams: Mackensie Alexander, Jayron Kearse and Cordrea Tankersley. The only starter who was not an All-ACC pick was T.J. Green, a 2016 second-round NFL draft pick. Each of Clemson's last four secondaries since 2018 have also produced three All-ACC selections.

9 Number of Pro Bowls for Brian Dawkins, one of the NFL's best safeties. He has more Pro Bowl selections than any other former Tiger.

11 Number of NFL drafts in the last 15 years in which Clemson had at least one defensive back chosen.

23 Number of years in the last 28 seasons that Clemson has produced at least one All-ACC defensive back.

1997 Last year a school produced both First-Team All-ACC cornerbacks until 2021, when Andrew Booth Jr. and Mario Goodrich swept the honors.

HONORS

THORPE AWARD FINALISTS

Tye Hill 2005

ALL-AMERICANS

Bobby Gage 1948
Jackie Calvert 1950
Terry Kinard 1981,82
Donnell Woolford 1987,88
Brian Dawkins 1995
Antwan Edwards 1998
Robert Carswell 2000
Brian Mance 2002
Tye Hill 2005
DeAndre McDaniel 2009,10
Mackensie Alexander 2015
Jayron Kearse 2015
Cordrea Tankersley 2016
Trayvon Mullen 2018
Tanner Muse 2019
Nolan Turner 2020
Mario Goodrich 2021

ALL-CONFERENCE PLAYERS

Bob Bailey 1937
Shad Bryant 1939
Fred Knoebel 1951

Wayne Page 1966
Frank Liberatore 1967
Don Kelley 1970
Peanut Martin 1973
Jim Ness 1974
Steve Ryan 1977,78
Rex Varn 1979
Terry Kinard 1981,82
Rod McSwain 1983
Ronald Watson 1984
Delton Hall 1986
Donnell Woolford 1987,88
James Lott 1988,89
Dexter Davis 1989,90
Robert O'Neal 1989,91,92
Brian Dawkins 1993-95
Andre Humphrey 1993
Leomont Evans 1995
Dexter McCleon 1996
Antwan Edwards 1997,98
Robert Carswell 1999,00
Charles Hafley 2001
Brian Mance 2002
Justin Miller 2002,04
Tye Hill 2005
Michael Hamlin 2007,08

DeAndre McDaniel 2009,10
Rashard Hall 2012
Bashaud Breeland 2013
Garry Peters 2014
Mackensie Alexander 2015
Jayron Kearse 2015
Cordrea Tankersley 2015,16
Jadar Johnson 2016
Trayvon Mullen 2017,18
Tanner Muse 2018,19
A.J. Terrell 2018,19
K'Von Wallace 2019
Andrew Booth Jr. 2020,21
Derion Kendrick 2020
Nolan Turner 2020
Andrew Booth Jr. 2021
Mario Goodrich 2021
Andrew Mukuba 2021

ACC 50-YEAR SELECTIONS

Terry Kinard 1979-82

NFL PLAYERS

Mackensie Alexander 2016-22
Andrew Booth Jr. 2022
Bashaud Breeland 2014-21

Crezdon Butler 2010-16
Robert Carswell 2001,02
Chris Clemons 2009-15
Darrel Crutchfield 2001
Kenny Danforth 1987
Dexter Davis 1991-95
Ty Davis 1985-87
Brian Dawkins 1996-11
Antwan Edwards 1999-05
Leomont Evans 1996-99
Mark Fields 2019,20
Jamaal Fudge 2006-09
Marcus Gilchrist 2011-20
Mario Goodrich 2022
T.J. Green 2016-21
Delton Hall 1987-93
Michael Hamlin 2009,10
Jerome Henderson 1991-98
Tye Hill 2006-09
Jayron Kearse 2016-22
Terry Kinard 1983-90
Al Latimer 1979-84
Byron Maxwell 2011-17
Dexter McCleon 1997-06
Rod McSwain 1984-90
Jonathan Meeks 2013-16

Justin Miller 2005-09
Trayvon Mullen 2019-22
Tanner Muse 2020-22
Robert O'Neal 1993-96
Coty Sensabaugh 2012-19
Cordrea Tankersley 2017-21
A.J. Terrell 2020-22
James Trapp 1993-03
Nolan Turner 2022
K'Von Wallace 2020-22
Charlie Waters 1970-81
Perry Williams 1987
Donnell Woolford 1989-97

PRO BOWL PLAYERS

Charlie Waters 1976-78
Terry Kinard 1988
Brian Dawkins 1999,01,02,04,06,08,09,11

SUPER BOWL CHAMPIONS

Terry Kinard, Giants 1986
Charlie Waters, Cowboys 1971,77
Dexter McCleon, Rams 1999
James Trapp, Ravens 2000
Byron Maxwell, Seahawks 2013
Bashaud Breeland, Chiefs 2019

LETTERMEN

A		
Player	VL	Year(s)
* Aaron, Jack	3	1961,62,63
Abdullah, Rahim	3	1996,97,98
* Abell, Frank	2	1931,32
Abney, Terrence	1	1992
Abrams, Jimmy	2	1966,67
Adams, Eddie	1	2008
* Adams, J.P.	3	1914,15,16
Abreu, Ed	1	1978
Adams, Dymon	1	1998
* Adams, Gaines	4	2003,04,05,06 ^{cc}
Adams, Keith	3	1998,99,00
Adams, Spencer	2	2009,10
Adams, Rod	1	1991
Addison, Jimmy	3	1965,66,67 ^{cc}
* Adkins, Gary	4	1976,77,78,79
Aiken, Martin	3	2013,14,15
Ajou, Ajou	2	2020,21
Albergotti, Toby	1	2002
Alexander, Gary	3	1973,74,75
Alexander, Kevin	4	2006,07,08,09
Alexander, Mackensie	2	2014,15
Alford, Hugh	1	1945
* Alford, J.L.	1	1916
* Aliffi, Vic	2	1961,63
* Allen, Banks	2	1906,07
Allen, Davis	4	2019,20,21,22 ^{cc}
Allen, Dwayne	3	2009,10,11
Allen, Michael	4	1995,96,97,98
Allen, Sergio	1	2021
Allen, Terry	3	1987,88,89
Allen, Thad	4	1974,75,76,77
Alley, Kendall	3	1981,82,83
* Allison, J.W. (Switzer)	4	1917,18,19,20
Altman, Ed	2	1996,97
Ammons, Billy	3	1966,67,68 ^{cc}
Anchrum, Tremayne	4	2016,17,18,19 ^{cc}
* Anderson, Ben	3	1970,71,72
* Anderson, Jack	3	1968,69,70
* Anderson, Joe	3	1960,61,62
* Anderson, Randy	3	1985,86,87
Anderson, Sam	3	1958,59,60
Anderson, Tony	3	1970,71,72
Anderson, Willie	3	1972,73,74 ^{cc}
Andreas, Karl	3	1971,72,73
Andreo, Ron	3	1959,60,61 ^{cc}
Andrews, Daniel	4	2008,09,10,11
Ankuta, Neuf	2	1954,55
Anthony, Shaq	2	2012,13
Anthony, Stephone	4	2011,12,13,14 ^{cc}
Anthony, Vernie	2	1981,82
Ard, Wendall	2	1943,44
Ardley, Alex	3	1998,99,00
Ariri, Obed	4	1977,78,79,80
* Armstrong, F.E. (Boo)	3	1918,19,20 ^c
* Armstrong, Hoyt	1	1921
Armstrong, Junior	1	1930
Armstrong, Lon	3	1959,60,61
Arrington, Vandell	3	1981,82,83
* Arthur, Gary	3	1966,67,68
* Asbill, Henry	3	1927,28,29
Ashe, Terrance	4	2007,08,09,10
Austin, Cliff	4	1978,80,81,82
Austin, Javis	2	1997,98
* Austin, P.B. (Plowboy)	2	1925,26
Austin, Thomas	4	2006,07,08,09 ^{cc}
* Avery, Wingo	3	1953,54,55 ^{cc}

B		
Player	VL	Year(s)
Baham, Curtis	3	2003,04,05
* Bailes, J.P.	3	1919,20,21
* Bailes, W.B.	1	1922
* Bailey, Bob	3	1936,37,38
Bailey, Greg	1	1987
Bailey, Matt	4	1998,99,00,01
Bailey, Rick	3	1982,83,84
Bak, Jeff	4	1985,86,87,88
Baker, Adrian	2	2014,15
Baker, Archie	3	1950,51,52
Baker, Bryan	1	2007
Baker, Carl	1	1996
* Baker, Wayne	3	1969,70,71
Baldwin, Bob	1	1964
* Baldwin, Mike	1	1974
Balles, Joe	2	1961,63
Banasiewicz, Brent	3	1995,96,98
* Banks, B.C. (Stumpy)	5	1915,16,17,18,19 ^c

Banks, J.L.	1	2019
Barbary, Bill	2	1955,57
Barber, Mike	4	1991,92,93,94
Barfield, Don	3	1964,65,66
Barnes, Daniel	1	2010
Barnes, Gary	3	1959,60,61
Barnes, Tavaris	4	2011,12,13,14
Barnette, Jimmy	2	1968,69
* Barnwell, T.G.	1	1902
Barry, Durrell	4	2006,07,08,09
Barter, Lynn	2	1971,72
* Bartlet, J.H.	1	1917
Bartley, Howard	3	1996,97,98
Barton, Paul	1	1994
* Barton, Tom	3	1950,51,52
Basich, Rick	1	1980
Basileo, Derek	1	1997
* Bates, Joe A. (Warhorse)	3	1909,10,11
* Bates, J. Mc	1	1918
Batson, Ben	1	2019
Battle, Isaiah	3	2012,13,14
Bauman, Charlie	4	1977,78,79,80
Beasley, David	4	2011,12,13,14
Beasley, Gene	4	1985,86,87,88
Beasley, Kenny	1	1985
Beasley, Vic	4	2011,12,13,14
Becker, Michael	1	2021
Bell, Jimmy	3	1962,63,64 ^{cc}
Bell, Randy	1	1967
Bell, Larry	2	1969,70
Bell, Shadell	1	2017
Bell, Wayne	3	1964,65,66
Bell, William	1	1988
Bellamy, Mike	1	2011
* Bellows, C.A.	1	1900
Belton, Mitch	3	1988,89,90
Bench, Elmer	4	1994,95,96,97
Bengel, Gordy	3	1971,72,73
Benish, Dan	4	1979,80,81,82
Bennett, Charles	4	2002,03,04,05 ^{cc}
Bennett, Nathan	4	2003,04,05,06
Bentley, LaVonta	3	2020,21,22
Benton, Spencer	4	2009,10,11,12
* Berlin, Steve	3	1983,84,85 ^{cc}
Berry, Mike	1	1989
* Berry, Joe (Net)	3	1934,35,36 ^c
Berryhill, Tony	3	1979,80,81
Bethea, Fitzhugh	1	1983
Bethea, Frank	3	1973,74,75
Bevelle, Kaleb	1	2017
Bevelle, Kelby	1	2017
Bever, Joe	1	2002
Beville, Scott	3	1988,89,90
Bianchi, Jordan	1	2015
Billie, Tramaine	4	2003,04,05,07
* Bissell, Paul L.	3	1909,10,11 ^c
* Black, Carl	3	1936,38,39 ^{cc}
* Black, Manuel	3	1934,35,36 ^{cc}
Black, Nick	3	2000,01,02
Black, Tommy	1	1961
* Black, Wendall	3	1959,60,61
Blackwelder, Tim	1	1975
Blackwell, Joe	2	1963,64
* Blain, J.M.	1	1896
* Blakeney, Rock	1	1930
* Blalock, Joe	3	1939,40,41
Blanks, Travis	3	2012,13,15 ^{cc}
Blanton, Bo	2	1979,80
* Blease, J.W.	2	1898,00
* Blessing, Jim	2	1939,40
* Blinsky, Nick	1	1993
Blunt, Rodney	4	1990,91,92,93
Bockhorst, Matt	4	2018,19,20,21 ^{cc}
Bodine, Rob	3	1989,90,91 ^{cc}
* Bodrick, Altroy	4	1998,99,00,02
Bolin, Doug	1	1991
Bollinger, Rich	1	1976
Bolubasz, John	3	1971,72,73
Booth Jr., Andrew	3	2019,20,21
Boozar, Tom	3	1972,73,74
Bosler, Bob	3	1970,71,72
Bost, Ed	3	1959,60,61
Bostic, Jeff	3	1977,78,79
Bostic, Joe	4	1975,76,77,78
Boulware, Ben	4	2013,14,15,16 ^{cc}
Bounds, David	1	1981
Bowen, Joe	2	1953,55
Bowers, Da'Quan	3	2008,09,10
Bowick, Ray	1	1958

Bowlan, Roland	2	1973,74
* Bowles, H. Julian	3	1923,24,25
* Bowles, M.G. (Monk)	3	1929,30,31
Bowman, Nick	3	1979,80,81
Boyd, Tajh	4	2010,11,12,13 ^{cc}
Boyer, Shelton	3	1983,84,85
Boyette, Johnny	3	1962,64,65 ^{cc}
* Boykin, Bolivar	1	1909
* Box, Carlon	1	1984
Bradford, Eric	2	1995,96
* Bradley, L.T. (Prep)	1	1925
* Brady, Kevin	2	1984,85
Branch, Andre	4	2008,09,10,11 ^{cc}
* Brandon, T.B.	3	1914,15,16
Brantley, Craig	3	1973,74,75
Brantley, Derrick	2	2001,02
Branton, Joey	3	1965,66,67
Bratton, Bruce	4	1988,89,90,91
Bray, Cliff	3	1976,77,78
* Breedlove, Billy	1	1956
* Breedon, Joe	1	1901
Breeland, Bashaud	3	2011,12,13
Bresee, Bryan	3	2020,21,22
Brevard, Darrell	1	2013
Brewer, Xavier	4	2009,10,11,12 ^{cc}
Brewster, Doug	4	1987,88,89,90
Brice, Chase	2	2018,19
Brice, Jaquarius	1	2016
Brice, Michael	1	1996
Brickley, Glenn	1	1985
Briningstool, Jake	2	2021,22
Brisacher, Art	3	1971,72,73
Brisendine, Rod	1	1946
* Bristol, W.H.	3	1912,13,14
* Britt, Ben	3	1910,11,12 ^c
* Britt, D.C. (Toots)	2	1907,09
* Britt, S.L.	1	1910
Broadwater, Crosby	2	1986,87
Brodie, Bunny	2	1948,49
* Brock, William	2	1896,97 ^c
Bromell, Lorenzo	2	1996,97
* Brooks, Jonathan	4	1975,76,77,78
Brooks, Zac	3	2012,13,15
Broomfield, Donald	4	1995,96,97,98 ^{cc}
Brown, Beau	1	2015
Brown, Dave	1	1962
* Brown, Gary	4	1979,80,81,82
* Brown, H.W.	1	1916
Brown, Jaron	4	2009,10,11,12 ^{cc}
Brown, Jim	1	2015
Brown, Kantrell	4	2008,09,10,11
Brown, Ken	4	1980,81,83,84
Brown, Kourtnei	4	2007,08,10,11
Brown, Lester	4	1976,77,78,79
Brown, Lockie	1	1981
Brown, Marlon (Bubba)	4	1976,77,78,79 ^{cc}
Brown, Mike	3	1989,90,91
Brown, Norris	4	1989,90,91,92
Brown, Ray	4	1979,81,82,83
Brown, Ricky	3	1971,72,73
Brown, Roy	4	1980,81,82,83
* Brown, Tom I.	3	1933,34,35
Brown, Tyler	1	2020
Brown, Will	3	2019,20,21 ^{cc}
* Browne, G.H. (Skeet)	1	1913
Browning, Kyle	3	2003,04,05
Browning, Sebo	1	1984
Brumley, Lacy	4	1974,75,76,77
* Brunson, Jack	3	1948,49,50
Brunson, Lawrence	2	1984,85
* Brurton, H.B.	3	1954,55,56
Bryant, Austin	4	2015,16,17,18
Bryant, Kelly	3	2015,16,17
* Bryant, Bill	3	1935,36,37
Bryant, Dwayne	3	1990,91,92
Bryant, Jeff	4	1978,79,80,81
* Bryant, Joe	3	1950,51,52
Bryant, Martavis	3	2011,12,13
* Bryant, Shad	3	1937,38,39
Bryant, Terry	4	1997,98,99,00
Buchholz, Mark	2	2007,08
Buckner, Brentson	4	1990,91,92,93
Buckner, Mike	3	1971,72,73 ^{cc}
Buford, William	1	1992
Bukowsky, Dick	3	1969,70,71
Bullard, Wilbur	1	1983
Bulman, Matt	1	1994
Bundren, Jim	4	1994,95,96,97
Bunton, Donnie	3	1955,56,57

Bunton, Ted	3	1962,63,64 ^c
Burbick, Bruce	1	1967
Burgess, Robert	2	1973,74
Burgner, Grady	3	1967,68,69
Burley, Rion	1	1993
* Burnett, George	3	1966,67,68
Burnette, Derek	2	1992,93
Burnette, Kevin	1	2003
Burrell, T.J.	2	2013,14
* Burton, C.C.	2	1921,22
Burton, Dave	1	1965
Burton, Richard	1	1984
* Buscher, L.E.	2	1934,36
Bush, Jack	3	1955,56,57
Bush, Jovon	4	1998,99,00,01
* Bussey, Charlie	3	1954,55,56 ^c
Bussie, Arthur	2	1990,91
Bustle, Ricky	3	1974,75,76
Butcher, Brian	3	1980,81,82
* Butler, Butch	4	1941,42,43,45
Butler, Crezdon	4	2006,07,08,09
Butler, Jerry	3	1976,77,78
Butler, Matt	4	1995,96,97,98
Butler, Richard	3	1982,83,84
Buttermore, Curt	3	1972,73,74
Butz, Sam	1	1945
* Byers, Monty	1	1942
Byers, Roderick	4	2012,13,14,15
* Byrd, Gary	3	1950,51,52
* Byrd, Gary	4	1999,00,01,02

C		
Player	VL	Year(s)
* Cagle, Bully	3	1940,41,42
Cagle, John	3	1966,67,68
Cagle, Mavis	4	1944,45,46,47
Cain, Deon	3	2015,16,17
Cain, Harold	3	1974,75,76
Cain, Jack	3	1978,79,80
Cain, Sammy	3	1967,68,69
Caldwell, Charlie	2	1969,70
Caldwell, Mark	1	1980
Calhoun, Darren	4	1990,91,92,93
Callahan, Sonny	1	1971
Callicutt, Ken	4	1973,74,75,77
Calvert, Forrest	2	1950,53
* Calvert, Jackie	3	1948,49,50
* Calvert, Jim	2	1949,50
Cameron, DeChane	3	1989,90,91 ^{cc}
* Camp, Bill	1	1904
Campbell, Blake	1	1988
Campbell, Jeremy	4	2006,07,08,09
Candler, Steedley	1	1967
* Cann, George	2	1920,21
Cannon, Brandon	3	2003,05,06
* Cannon, C.L.	1	1907
* Cannon, W.M.	1	1915
Capehart, DeMonte	2	2021,22
Caplan, Stu	2	1964,65
Capote, Christian	3	2005,06,07
Caputo, Paul	3	1990,91,92
Carey, Chris	1	2006
Carlton, Jesiah	1	2022
Carman, Jackson	3	2018,19,20
Carothers, Rocky	3	1948,49,50
Carr, Brian	1	2003
Carr, Michael	1	1989
Carson, Chad	4	1998,99,00 ^{cc} ,01 ^{cc}
* Carson, Gene	2	1948,49
* Carson, Jules L. (Doc)	4	1910,11,12,13
Carson, Lynn	2	1973,75
Carswell, Robert	4	1997,98,99,00
Carter, Andre	4	1993,94,95,96
Carter, Barrett	2	2021,22
* Carter, Bert	1	1906
Carter, Henry	4	1984,86,87,88
Carter, Oscar	2	1969,70

LETTERMEN

Chalk, J.C.	4	2017,18,19,20
Chamberlain, Force	3	1970,71,72
Chambers, Sadat	4	2006,07,08,09
Chancellor, Chris	4	2006,07,08,09 ^{cc}
Chancellor, Dimerick	1	2006
* Chandler, Tommy	1	1949
Chappelle, Glenn	1	1984
Chappell, Henry	1	1943
Chappell, James	3	1995,96,97
Charleston, Joseph	3	2019,20,21
Charpia, Bo	1	2001
Charpia, Ryan	2	2003,04
Charpia, Rusty	3	1986,87,88
* Charleston, Pat	3	1983,84,85
Chase, T.J.	3	2017,18,19
Chason, Cole	4	2003,04,05,06
Chatlin, Rabbit	3	1957,58,59
Chavis, Miguel	4	2007,08,09,10
Chavous, Raymond	4	1985,86,87,88
Cheatham, Andy	3	1982,83,84
Cheek, Randy	2	1980,81
Chester, Jermyn	3	2000,01,02
Childers, Stan	1	1971
Childers, Tim	3	1981,82,83
Childers, Tracy	2	1962,63 ^c
Childers, Wilson	3	1965,66,67
Childress, Gary	4	1997,98,99,00
* Childress, John	3	1948,49,50
Childress, O.J.	4	1995,96,97,98
* Chipley, Matt	2	1980,81
Choice, Adam	4	2014,16,17,18 ^{cc}
* Chovan, Phil	1	1938
* Chreitzberg, C.K.	1	1898
* Chreitzberg, A.M.	1	1896
Christian, Quandon	4	2010,11,12,13 ^{cc}
* Chuy, Don	2	1961,62
Ciniero, Geoff	2	1985,86
Ciurciu, Vince	2	1998,99
Clamp, John	1	1991
* Clanton, Ray	4	1945,46,47,48
* Clardy, Warren	1	1904
Clark, Brian	3	1979,80,81
* Clark, Chip	3	1942,45,46 ^c
Clark, Donnell	4	2003,04,05,06
* Clark, Dwight	4	1975,76,77,78
* Clark, W.C.	2	1906,07
Clay, Antonio	3	2005,06,07
Clayton, David	1	1984
Clear, Brandon	3	2008,09,10
Clear, Byron	2	2008,09
Clemons, Chris	4	2005,06,07,08
Cleveland, Olin	2	1945,46
Clifford, Chris	2	1975,76
Clifford, Mark	1	1979
* Cline, Doug	3	1957,58,59
Cobb, Mason	4	2008,09,10,11
Cobb, Joe	1	1989
Cobb, Maret	3	1972,73,74
* Cochran, J.T. (Boots)	3	1908,09,10
Cockerill, William	1	2015
Cockfield, Barry	1	1966
Coffey, Bob	2	1974,75
* Cogburn, H.L.	1	1903
* Colbert, W.C. (Pinky)	3	1919,20,21
Coleman, Bob	3	1959,60,61
* Coleman, Dan	3	1937,38,40
Coleman, Duane	4	2003,04,05,06
Coleman, Eric	4	2001,02,03,04 ^{cc}
* Coleman, Jim	3	1954,55,56
* Coles, Marion (Pony)	3	1910,11,12
* Coles, Stricker	3	1906,07,08 ^c
Coley, James	4	1985,86,87,88
Collins, Beaux	2	2021,22
Collins, Dacari	2	2021,22
Collins, Jason	3	1994,95,97
* Collins, Joe	1	1928
Collins, Michael	2	2003,04
Compton, Gary	2	1958,59
* Cone, Fred	3	1948,49,50 ^c
* Connelly, Bill	2	1909,10
Conner, Kavell	4	2006,07,08,09 ^{cc}
* Cook, Pete	3	1950,51,52
* Cooper, Gary	4	1986,87,88,89
Cooper, Jay	3	1964,65,66
Cooper, Richard	2	1963,64
Cooper, Sam	4	2011,12,13,14 ^{cc}
Cooper, Scotty	3	2007,08,09
Cooper, Zerrick	1	2017
Cordileone, Lou	3	1957,58,59

* Cornell, Mike	3	1973,74,75
Costa, Drew	1	2017
Cote, David	1	2022
Cote, Kyle	3	2016,17,18
Cote, Peter	2	2019,20
Coursey, Tom	1	1949
Covil Jr., Sherrod	1	2022
* Cox, Carol	4	1945,47,48,49
* Cox, Cary	2	1946,47 ^c
Cox, Ed	1	1949
* Cox, Jack	2	1948,49
* Cox, M.E.	2	1914,15
* Cox Jr., Walter	2	1938,39
Cox, Walter III	3	1961,62,63
* Cox, Wyatt	2	1957,58
* Craig, Arthur	3	1965,55,67
Craig, Bob	3	1966,68,69
Craig, Joe	1	2011
* Craig, Johnson	2	1931,32
* Craig, Marion (Hawk)	3	1940,41,42 ^{cc}
Crain, Pat	3	1962,63,64
Crain, Willis	1	1954
Cranford, Mac	1	2022
Crawford, Barclay	3	1950,51,52
Crawford, Corey	4	2011,12,13,14
Crawford, Craig	2	1983,84
Crawford, Eddie	1	1974
Creed, Steve	1	2003
Crite, Brendon	3	1980,81,82
Crolley, Ronnie	3	1959,60,61
Crooks, Kenya	3	1994,95,96
Cropp, Willie	2	1966,68
Crosby, Roscoe	1	2001
Cross, Marvin	3	1992,93,94
* Crout, Sammy	2	1958,59
Crowder, Tyrone	4	2014,15,16,17 ^{cc}
* Croxton, Bill	3	1933,34,35
Cruce, Jeff	2	1983,84
Crutchfield, Darrel	4	1997,98,99,00
* Cumbie, Alton	2	1944,45
Cumbie, Jamie	3	2006,07,09
* Cunningham, Bennie	3	1973,74,75 ^{cc}
Cunningham, James	1	1975
* Cummings, Pony	3	1932,33,34
Currie, Airese	4	2001,02,03,04 ^{cc}
Currie, Rudy	3	1995,96,97
Curry, Carlos	4	1992,93,94,95
Curtis, Ralph	1	1946
Curtis, Rodney	1	1985
* Cuttino, H.B. (Hop)	2	1925,26
Cyrgalis, Pat	1	1999

D

Player	VL	Year(s)
Daigneault, Doug	2	1958,59
* Dailey, B.T.	1	1915
Daniel, Ralph	3	1969,70,71
Danforth, Kenny	3	1983,84,85
Dantzler, Ellis	3	1963,64,65
Dantzler, Woodrow	4	1998,99,00,01 ^{cc}
Davidson, C.J.	3	2013,14,15
* Davidson, L.S.	2	1925,26
Davis, Billy	4	1980,81,82,83
Davis, Chip	4	1986,87,88,89
Davis, Cortez	1	2012
Davis, David	4	1988,89,90,91
Davis, Dexter	3	1988,89,90
* Davis, Footsie	3	1930,31,32
Davis II, Fred	3	2020,21,22
* Davis, Guy	3	1926,27,28
Davis, Hal	3	1962,63,64
Davis, Heide	3	1970,71,72
Davis, J.D.	4	2015,16,17,18
Davis, James	4	2005,06,07,08 ^{cc}
Davis, Jason	4	1990,91,92,93
Davis, Jeff	4	1978,79,80,81 ^{cc}
Davis, Jerry	2	1972,73
Davis, Jud	4	1944,45,47,48
Davis, Judah	4	2015,16,17,18
Davis, Kalon	4	2011,12,13,14
Davis, Orlando	1	1995
* Davis, St. Clair	1	1928
Davis, Ty	3	1982,83,84
Davis, Tyler	4	2019,20,21,22^{cc}
Davisson, Kyle	1	2008
Dawkins, Brian	4	1992,93,94,95
Dawkins Jr., Brian	1	2019
Dawson, Eric	1	1985
Day, Dean	1	1981

Dean, Jad	4	2003,04,05,06
* Deanhardt, Luke	4	1946,47,48,49
Deanhardt Jr., Luke	1	1971
DeBardelaben, Bob	2	1958,59
* DeBeer, Tim	4	2003,04,05,06
Decock, Bruce	3	1971,72,73
* DeCosta, E.J. (Beef)	2	1901,02
* Deitz, Frank	2	1939,40
Delulius, Frank	4	1985,86,87,88
* DeLoach, Billy	1	1949
Delusme, Ronny	3	2001,02,03
Demaras, Steven	1	2011
Demery, Pete	1	1981
Demps, Reggie	2	1989,90
Denhoff, Cade	1	2022
DePew, Bill	2	1968,69
DePrimio, Nick	1	2003
* Derrick, Oscar	3	1903,05 ^c ,06
Derriso, Steve	4	1990,91,92,93
DeSimone, Dick	3	1954,56,57
DeStefano, Patrick	1	2013
DeSue, Tony	4	1993,94,95,96
Devane, William	4	1980,81,82,83
Dial, Alex	1	1992
* Dickson, Laury	1	1905
Diekmann, Phillip	1	2004
Diehl, Chad	4	2008,09,10,11 ^{cc}
Diggs, Bubba	4	1978,79,81,82
* Dillard, Bill	3	1932,33,34
DiMucci, Dan	3	1949,50,51
* Dingle, Adrian	4	1995,96,97,98
Diomande, Andrew	1	2006
Dixon, Bruce	1	1989
Dixon, Lyn-J	3	2018,19,20
Dixon, Terrance	1	1992
Dodd, Kevin	3	2012,14,15
Dolce, Chris	2	1978,79
Donaldson, Richard	3	1982,83,84
Donnelly, Carson	4	2019,20,21,22
Dorn, Jim	3	1969,70,71
* Dotterer, E.G. (Gilly)	2	1922,23
Dotherow, Fudge	1	1962
* Douthit, Claude (Pug)	4	1898,99,00,01 ^c
Downer, Cole	2	2004,05
Downs, Anthony	2	1994,95
* Dozier, Ted	3	1931,32,33
* Drag, Mark	4	1985,86,87,88
Driver, Stacey	4	1982,83,84,85
* Duckett, Graves	1	1916
* Duckworth, Joe	3	1898,99,00
Ducworth, C.H.	1	1974
Ducworth, George	3	1968,69,70
Ducworth, Ronnie	3	1966,67,68 ^{cc}
Ducworth, Thomas	1	1973
Dudley, T.J.	1	2022
Dukes, Marion	4	2003,04,05,06
Dukes, Michel	2	2019,20
* Dukes, Mike	3	1956,57,58
Duley, Tom	1	1965
Dumas, Charlie	3	1962,63,64
Duncan, John	1	1984
Dunham, David	4	2002,03,04,05
Dunlap, Tom	2	1919,20
Dunn, Adrien	3	2014,15,16
Dunn, K.D.	4	1981,82,83,84
Dunnican, Kelton	3	1994,95,96
* Durham, Steve	4	1977,78,79,80
* Dye, Tyshon	3	2014,15,16
* Dye, Xavier	4	2007,08,09,10
Dyer, Clint	3	1945,46,48
* Dyess, Jimmie	1	1929

E

Player	VL	Year(s)
Earle, Hampton	1	2022
Earle, James	4	1984,85,86,87
* Earle, J.C.	1	1900
Early, John	1	2008
Eason, Nick	4	1999,00,01,02 ^{cc}
Easton, Lance	2	1991,92
Eaves, Robin	1	1990
Eberhart, Terry	1	1958
Eddis, Nick	1	2021
Edwards, Antwan	4	1995,96,97,98
Edwards, Jacob	2	2019,21
Edwards, James	2	2019,21
Edmond, Marcus	3	2015,16,17
* Eidson, Wesley	2	1967,68
Eley, Thomas	1	1975

Ellenburg, Charlie	2	1966,67
Ellington, Andre	4	2009,10,11,12 ^{cc}
Elliott, Tony	4	2000,01,02,03 ^{cc}
Ellis, David	2	1999,00
Ellis, Joe	3	1981,83,84
Ellis, Wesley	3	1996,97,98
* Ellison, Gill	2	1904,05
Elvington, B.B.	3	1968,69,70 ^{cc}
* Emanuel, Emmett	3	1920,21,22 ^c
* Emerson, Jack	1	1947
Engel, Karl	1	1962
English, Tom	1	1968
Ennis, Sage	2	2021,22
Enzor, Scott	2	1985,86
Eppes, Roy	2	1976,77
Eppley, Mike	3	1982,83,84 ^{cc}
* Epps, M.H. (Pepper)	1	1910
Esgro, Greg	1	1984
* Eskew, Henry	3	1925,26,27 ^c
Estes, David	2	2015,16
Ethridge, Brooks	1	1970
Ethridge, Don	3	1969,70,71
Etienne, Travis	4	2017,18,19,20
Etta-Tawo, Etta	1	2006
Evans, Charlie	1	1962
Evans, David	3	1997,98,99
Evans, Leomont	4	1992,93,94,95
Eyler, Rick	2	1968,70
* Ezell, J.F. (Sam)	2	1909,10
* Ezell, R.B. (Doc)	1	1912

F

Player	VL	Year(s)
Fabers, Leon	2	1972,73
Facciolo, Mike	3	1964,65,66 ^c
Faerber, Nelson	3	2006,07,08
Fajgenbaum, Phillip	4	2010,11,12,13
Falcinelli, Justin	4	2015,16,17,18
Farnham, Dave	3	1969,70,71
Farr, James	4	1980,81,82,83 ^{cc}
Feaster, Rodney	4	1999,00,01,02
Feaster, Tavien	3	2016,17,18
Fellers, Mark	3	1972,73,74 ^{cc}
* Fellers, Stan	3	1932,33,34
Ferrell, Clelin	3	2016,17,18 ^{cc}
Few, Bill	3	1955,56,57
* Fewell, J.A. (Jake)	2	1924,25
Fewster, Butch	3	1990,91,92
Fields, Mark	4	2015,16,17,18
Fields, Stacy	4	1987,88,89,90 ^{cc}
* Finklea, G.I.	3	1923,24,25 ^c
* Finley, States Rights Gist	2	1916,17
Fisher, Brad	3	1979,80,81
Fitzpatrick, Pat	1	1978
Flagler, Terrence	4	1982,84,85,86 ^{cc}
* Flattham, Gene	1	1936
* Fleming, F	2	1907,08
* Fleming, J.M. (Fatty)	1	1925
* Fleming, Vic	2	1930,31
* Fleming, W.H.	2	1929,30
Flesch, Jeb	4	1988,89,90,91
Fletcher, Rodney	2	1988,89
Florenzo, Philip	1	2022
Flowers, Bradley	1	2007
Flowers, Kenny	4	1983,84,85,86
* Floyd, George	2	1939,40
* Floyd, Joe	1	1993
Fogle, Lou	3	1961,62,63
* Folger, Mac	3	1934,35,36
Forbush, Matt	1	2005
Forbush, Wes	1	2013
Ford, Andy	4	1993,94,95,96
Ford, Brandon	4	2009,10,11,12
Ford, Jacoby	4	2006,07,08,09
Ford, Peter	4	1993,94,95,96
* Fordham, Angus	2	1930,31 ^c
Forney, Warren	4	1991,92,94,95
Foster, Jon	1	1988
Foster, Justin	4	2017,18,19,21
* Forsythe, J.A. (PeeWee)	3	1901,02,03
* Forsythe, W.C.	4	1898,99,00,01
Fortner, Jeff	2	1991,92
Fountain, Maurice	4	2001,02,03,04
Fox, Angelo	2	1987,88
Fox, DoMarco	4	199

LETTERMEN

* Freeman, Eddis	4	1943,44,45,46
* Frew, W.L. (Red)	1	1918
Frierson, Bob	1	1982
* Fritts, George	3	1939,40,41
Fruhmoegen, Jake	2	2015,16
Fry, Dustin	4	2003,04,05,06
Fry, Roman	4	2003,04,05,06
Fudge, Jamaal	4	2002,03,04,05 ^{cc}
* Fuller, C.J.	3	2015,16,17
Fuller, Steve	4	1975,76,77 ^{cc} ,78 ^{cc}
Fulmer, John	3	1967,68,69
Fulmer, Zach	1	2013
Funderburk, Mike	1	1968
Furr, Stephen	3	2002,04,05
* Furtick, Fritz	4	1903,04,05,06 ^c

G		
Player	VL	Year(s)
Gabriel, Elsmore	2	2006,07
Gaddis, C.J.	3	2004,05,06
* Gage, Bobby	4	1945,46,47,48
Gaillard, Jerry	4	1978,79,80,81
* Gainer, Chick	4	1943,46,47,48
Gaither, Darius	1	2007
Gallman, Wayne	3	2014,15,16
Galloway, Braden	4	2018,19,20,21
Galloway, G.G.	4	1972,73,74,75
Galuska, Pete	3	1969,70,71
Gamble, Jason	2	1997,98
* Gandy, Arthur	4	1909,11,12,13 ^c
* Gantt, W.A.	1	1905
* Gantt, Jonnie	1	1902
Gardner, Joel	2	2000,01
Gardner, Rod	4	1997,98,99,00 ^{cc}
Gardocki, Chris	3	1988,89,90
* Garick, Richard	3	1966,67,68
* Garrison, Bill	2	1902,03
* Garrison, C.C.	1	1923
Garrison, Gene	1	1953
* Gaskin, Dreher	3	1950,51,53 ^{cc}
Gasque, Mike	2	1980,81
* Gassaway, Jim	2	1928,29
* Gaston, Clark	3	1961,62,63
* Gaston, R.T.	3	1905,06,07
Geathers, Eddie	3	1978,79,80
* Gee, C.F. (Little Mutt)	3	1912,13,14
* Gee, J.G. (Mutt)	4	1914,15,16,17
Gehret, Guy	3	1972,73,74
Gemas, Kevin	2	1983,84
Gennerich, Gary	3	1970,71,72
* Gentry, Charlie	3	1896,97,98
* Gentry, Frank	3	1950,51,52
Geohagahan, Ronald	1	2013
* George, A.P.	2	1899,00
* George, Buck	4	1951,52,53,54 ^{cc}
Gerald, Henry	1	1965
Gerrald, Steve	1	1988
Geter, Eric	4	1989,90,91,92
* Gettys, E.F. (Red)	4	1918,19,20,21
Gibbs, Steve	4	1974,76,77,78
Gibson, Cameron	1	1988
Gibson, Ford	2	1972,75
Gibson, Jefferie	1	2015
* Gibson, Tyrone	3	1989,91,92
Giella, Zach	3	2016,17,18
* Gilchrist, Marcus	4	2007,08,09,10 ^{cc}
* Gillespie, Bill	1	1943
* Gillespie, Dick	2	1948,50
* Gillespie, Frank	3	1946,47,48
Gillespie, Nathan	3	2000,01,02
Gilliam, Sergio	4	2003,04,05,06
* Gilmer, Grover G.	4	1917,19,20,21
* Gilmer, Frank	3	1908,09,10
Gilstrap, Clay	2	1986,87
Gilstrap, Earl	2	1970,71
Gilstrap, Rick	3	1969,70,71
* Glaze, Coleman	3	1960,61,62
Glenn, Ed	2	1993,94
Glenn, Joe	4	1979,80,81,82
Gobble, Robert	1	1958
Godfrey, Pat	2	2017,18
Godfrey, Steve	2	1976,77 ^{cc}
Goehring, Jim	2	1976,77
Goff, Johnnie Mac	1	1968
Goggins, Harold	4	1975,76,77,78
* Goins, Gus	3	1936,37,38
Goldberg, Bob	2	1977,78
Goode, Alex	1	2014
Goodine, Duane	1	2000

* Gooding, R.F. (Fatty)	1	1904
Goodloe, John	1	1977
Goodman, Malliciah	4	2009,10,11,12
Goodnature, Brennan	1	2015
Goodrich, Mario	4	2018,19,20,21 ^{cc}
Goodson, B.J.	4	2012,13,14,15 ^{cc}
Goodson, Robert	1	1996
Goudelock, David	2	1990,91
Gordon, Chuck	1	1976
Gore, Buddy	3	1966,67,68
Gore, Joe	4	2012,13,14,15
Goss, Dennis	2	1971,72
Graham, Bernie	2	1950,51
* Graham, George	1	1944
Granger, Ty	4	1985,86,87,88
Grant, Jamarcus	3	2006,07,08,09
Grant, Kelvin	2	2003,04
Gravely, Mike	1	1974
* Gray, Bill	1	1911
Gray, Ricky	1	1980
Grdijan, John	3	1955,56,57 ^{cc}
* Green, Harry	2	1901,02
Green, Mervin	1	1988
Green, Noah	2	2016,18
Green, T.J.	3	2013,14,15
Green, Zach	2	2004,06

Greenawalt, Stan	1	1973
Greene, Adrian	2	1996,97
Greene, Earle	2	1955,56
Greene, Gerry	1	1991
* Greene, Johnny	1	1955
Greene, Malcolm	3	2020,21,22
Greene, Nealon	4	1994,95,96,97
Greenlee, D.J.	3	2015,16,17
* Gresham, Metz	1	1929
* Gressette, Larry	3	1951,52,53
* Gressette, Nathan	3	1951,52,53 ^{cc}
Grier, Marrio	2	1992,93
Griffin, Steve	4	1982,84,85,86
Griffith, Frank	2	1954,55
* Grigsby, Billy Luke	3	1948,49,50
Grimes, Tyler	3	1986,87,88
Grisham, Tyler	4	2005,06,07,08 ^{cc}
Grooms, Carter	2	2018,19
Grooms, Christian	1	2017
* Groover, Cory	2	2004,05
Gue, Tommy	3	1959,60,61
Guess, Henry	4	1992,93,94,95
Guillermo, Jay	4	2013,14,15,16 ^{cc}
* Gunnells, Bill	2	1928,29
Gunnells, Dan	3	1965,66,67
* Guy, Ruben	1	1932

H		
Player	VL	Year(s)
Haddock, Lee	2	1970,71
Hafley, Charles	4	1998,99,00,01 ^{cc}
Hagen, Arthur	1	1944
Haglan, J.D.	3	1976,77,78
* Hair, Billy	3	1950,51,52 ^{cc}
* Hair, J.C.	3	1924,26,27
Hairston, Chris	4	2007,08,09,10 ^{cc}
Hall, Ben	4	2001,02,03,04
* Hall, Bill	3	1938,39,40 ^{cc}
Hall, Delton	4	1983,84,85,86
Hall, Hollis	3	1979,80,81
Hall, Howard	4	1989,90,91,92
Hall, Lamont	4	1994,95,96,97
Hall, Les	4	1989,90,91,92
Hall, Quintin	1	2015
Hall, Rashard	4	2009,10,11,12 ^{cc}
* Hall, R.M. (Fatty)	3	1926,27,28
Hall, Wade	2	1960,63
* Hamer, Ray	3	1939,40,41
Hamilton, Derrick	3	2001,02,03
* Hamilton, Reuben	1	1896 ^c
Hamlin, Michael	4	2005,06,07 ^{cc} ,08 ^{cc}
* Hammett, L.O.	1	1918
Hammond, Brian	1	1985

CHARLES HAFLEY



LETTERMEN

Hammond, Vance	4	1987,88,89,90 ^{cc}
Hamrick, Tucker	1	1999
* Hane, J.K.	3	1924,25,28
Haney, Don	1	1993
Hankins, Kelvin	3	1989,90,91
* Hankinson, Crimmins	2	1953,54
* Hankle, Witt H.	3	1908,09,10 ^c
Hansford, Ogden	3	1974,75,78
* Hanvey, Ernest	1	1913
* Hanvey, George	2	1897,98
* Hanvey, Jock T.	4	1896,97,02,03
* Hardin, L.G.	1	1916
Harman, Dean	1	1991
Harmon, Eric	4	1987,88,89,90
* Harmon, H.M. (Duck)	3	1914,15,16
* Harmon, S.E. (Pat)	3	1922,23,24
Harper, Charles	1	2002
Harper, Cullen	3	2006,07 ^{cc} ,08 ^{cc}
Harper, J.C.	4	1985,86,87,88
Harper, Jamie	3	2008,09,10
Harps, Wayne	4	1986,87,88,89
Harrell, Cliff	4	2002,03,04,05
Harrell, Ricky	3	1970,71,72
* Harris, H.S. (Lazy Bill)	3	1914,15,16
Harris, John	3	1990,91,92
* Harris, L.D.	1	1919
Harris, La'Donte	4	2004,05,06,07
Harris, Reggie	3	1986,87,88
Harris, Rudy	3	1990,91,92
Harrison, Will	1	2011
Hart, Chris	1	1989
* Hart, Willard L. (Bub)	2	1916,17
* Harvey, Byars	2	1925,26 ^c
* Harvey, Randy	2	1967,68
* Harvey, S.A. (Speck)	1	1922
Harvey, Travis	2	1993,95
* Harvin, Lionell	3	1929,30,31
* Harvley, Clyde	1	1931
Haskelden, David	1	2002
Hatcher, Dale	4	1981,82,83,84
Hatcher, Jesse	2	1987,88
Hauser, Tad	1	1980
Hausgen, Ed	4	1992,93,94,95
* Hayden, C.J.	1	1911
* Hayes, Rudy	3	1956,57,58 ^{cc}
Haynes, Joey	1	1987
Haynes, Norman	3	1985,86,87
Headen, Andy	4	1979,80,81,82
Hearn, Taylor	3	2015,16,17 ^{cc}
Hecht, Bill	3	1963,64,65 ^c
* Heffner, L.B.	1	1920
Hefner, Larry	3	1969,70,71 ^{cc}
Heilig, Don	1	1959
* Heinemann, John	3	1931,32,33 ^c
Hemby, Ryan	2	2001,02
Hemphill, James	1	1993
* Hendee, H.M. (Tick)	2	1925,26
Henderson, Brock	1	2010
Henderson, Jerome	4	1987,88,89,90
Henderson, Joe	3	1987,88,89
* Hendley, Dick	4	1946,48,49,50
Hendley, Richard	3	1980,81,82
* Hendricks, L.L.	2	1896,97
Heniford, Mark	4	1974,75,76,77
Heniford, Todd	1	1984
* Henley, Cliff	2	1934,35
Henry, Dale	3	1969,70,71
Henry, K.J.	5	2018,19,20,21,22 ^{cc}
Henry, William	3	2001,02,03
Herbstreit, Tye	1	2022
* Herlong, Doug	2	1948,51
* Herlong, Henry	1	1930
Herrin, Deke	1	1998
Hewitt, Andre	1	1993
Hicks, Harry	1	1954
Hicks, Ken	1	1972
Higgins, Tee	3	2017,18,19
Hill, Brian	1	2008
Hill, Jerome	2	1974,75
Hill, Leroy	4	2001,02,03,04 ^{cc}
Hill, Tye	4	2002,03,04,05
* Hilderbrand, Nolten	1	1953
* Hinson, Randy	3	1933,34,35
Hinton, Marcus	4	1992,93,94,95
Holden, Landon	1	2019
* Holland, Joe	1	1904 ^c
Holland, Lawson	1	1974
Holloman, Duke	2	1983,84
Holloman, Jason	4	1997,98,99,00

* Holohan, R.F. (Butch)	4	1921,22,23 ^c ,24
Homonoff, Edward	2	1973,74
Hood, Greg	2	1992,93
Hook, Charlie	3	1965,66,68
* Hook, Fred	2	1931,32
Hooper, Ricardo	3	1986,87,88
Hope, Leon	3	1973,74,75
Hopkins, DeAndre	3	2010,11,12
Hopkins, Stan	2	1971,72
Hopper, Germone	3	2013,14,15
Horne, Charlie	3	1956,57,58
Horne, Tony	4	1994,95,96,97
* Horton, Tate	3	1933,34,35
Hostettler, Hoss	3	1964,66,67
Hough, James	1	1945
Houskin, Marcus	2	2000,01
Howard, D.J.	4	2011,12,13,14
Howard, Jimmy	3	1961,62,63
Howard, J.J.	4	2000,01,02,03
Howard, Trent	2	2021,22
Howell, Trey	1	1988
Hubert, Pooley	2	1950,53
Hudson, Alex	3	1980,82,83
* Hudson, Bill	3	1954,55,56
Hudson, Billy	3	1976,77,78
* Hudson, Bob	4	1947,48,49,50
* Hudson, J.C.	3	1950,51,52
Huegel, Greg	4	2015,16,17,18
Huey, Terrance	1	2001
Huggins, Albert	4	2015,16,17,18
Hughes, Wade	2	1971,72 ^{cc}
Hulsey, Corey	3	1996,97,98
Humphrey, Andre	4	1992,93,94,95
Humphries, Adam	4	2011,12,13,14 ^{cc}
Humphries, Barry	3	2006,07,08
Hunt, Aaron	4	2000,01,02,03
Hunt, Revonne	1	1951
* Hunter, Bill	3	1942,46,47
Hunter, Brian	1	1992
* Hunter, Hamp	3	1953,54,55
* Hunter, N.M. (Buster)	3	1899,00,01
Hunter, Stanley	1	2008
Hunter, Thomas	4	2003,04,05,06
Huntley, Chuck	2	1970,73
Hutchins, Roger	2	1991,92
Hutchinson, Bobby	3	2006,07,08
Hyatt, Mitch	4	2015,16,17,18 ^{cc}
* Hydrick, Onan	2	1908,09
Hynes, Dave	3	1960,61,62 ^c

Player	VL	Year(s)
I		
Igwebuike, Donald	4	1981,82,83,84
* Inabinet, B.C.	3	1953,54,55
* Inabinet, Clarence J.	3	1933,34,35
Inge, Mark	3	1986,87,88
Ingle, Reid	3	1982,83,84
Ingram, Keith	1	1987
Inman, Don	1	1984
Isaacs, Mike	3	1983,84,85

Player	VL	Year(s)
J		
Jackson, Jack	1	1969
Jackson, Jackie Lee	3	1966,67,68
Jackson, Jacky	3	1965,66,67
Jackson, Josh	2	2019,20
Jackson, Kenzil	4	1989,90,91,92
Jackson, Kit	3	1965,66,67
* Jackson, M.E.	1	1921
Jackson, Rashaad	4	2005,06,07,08
Jackson, Richard	2	2009,10
* Jackson, Robert	3	1993,94,95
* Jackson, Scott	3	1952,53,54 ^{cc}
Jackson, Steven	3	2003,04,05 ^{cc}
* Jackson, S.L. (Stonewall)	3	1922,23,24
* Jackson, Wister	2	1938,39
James, Charlie	2	1988,89
James, Freddie	3	1998,99,00
* James, M.B. (Jimmy)	4	1911,12,13,14
* Jameson, Hugh	3	1939,40,41
Jamison, Brandon	1	2002
Jamison, Vontrell	2	2003,04
Jansen, John	3	1984,85,86
Jarrett, Grady	4	2011,12,13,14 ^{cc}
Jasmin, Chad	4	2000,01,02,03
Jaynes, Danny	2	1976,77
Jefferies, Darnell	3	2019,20,21
Jehlen, George	3	1974,75,76

Jenkins, Corbin	2	2013,14
Jenkins, James	1	1994
Jenkins, Jarvis	4	2007,08,09,10 ^{cc}
Jenkins, Martin	4	2010,11,13,14
Jenkins, Marvis	1	2001
* Jenkins, Ralph	4	1943,44 ^c ,45 ^c ,46 ^{cc}
* Jennings, A.T.	1	1914
Jennings, Keith	4	1985,86,87,88
* Jeter, J.P.	1	1913
Jetton, Neal	3	1973,74,75 ^{cc}
Jewell, Donnie	1	1993
Johnson, A.J.	2	1984,85
Johnson, Bashon	1	1996
Johnson, Bobby	3	1970,71,72
Johnson, Cedric	4	2001,02,03,04
Johnson, Denzel	4	2016,17,18,19
Johnson, Hunter	1	2017,22
Johnson, Jadar	4	2013,14,15,16 ^{cc}
Johnson, John	4	1987,88,89,90
Johnson, Kevin	2	2000,01
Johnson, Kyle	2	2008,09
Johnson, Ricky	3	1963,64,65
Johnson, Sterling	2	2016,17
Johnson, Tayquon	2	2020,21
* Johnson, Tracy	4	1985,86,87,88
Jolley, Mike	2	1985,86
Jolley, Bobby	1	1951
Jolly, Terry	4	1997,98,99,00
* Jones, Bob	3	1928,29,30
Jones, Bob	2	1972,73
Jones, Chris	4	1995,96,97,98
Jones, C.J.	1	2013
Jones, Jimmy	1	1949
Jones, Kellen	2	2013,14
Jones, Marquan	4	2008,09,10,11 ^{cc}
Jones Jr., Mike	2	2019,20
Jones, Sheridan	4	2019,20,21,22
Jones, Tim	4	1991,92,93,94 ^{cc}
Jordan, Homer	3	1980,81,82 ^{cc}
* Jordan, Leonard	1	1941
Jordan, Whitey	3	1955,56,57
Jordan, Willie	4	1975,76,77,78
Joseph, Kendall	4	2015,16,17,18 ^{cc}
Joseph, Mansa	2	2010,11
Jose, David	2	1990,91
* Justus, Johnnie	3	1928,29,30 ^c

Player	VL	Year(s)
K		
* Kaigler, Ben	1	1902
* Kaigler, J.G.	3	1898,99,00
Kaltenback, Leon	3	1955,56,57 ^{cc}
* Kane, Mark	2	1953,54 ^{cc}
* Kangerter, Jonnie	3	1910,11,12
* Katana, Ted	2	1965,66
* Kay, L.R.	2	1917,19
Kearse, Jayron	3	2013,14,15
* Keasler, A.L. (Gus)	2	1904,05
* Keel, J.W. (Rastus)	1	1906
Keller, Morris	1	1959
Kelley, Don	3	1969,70,71
Kelley, Freddy	3	1965,66,67
Kelley, Steve	1	1973
Kelly, Aaron	4	2005,06,07,08
Kelly, Chad	1	2013
Kelly, Xavier	3	2017,18,19
Kelly, Yusef	4	2000,02,03,04
* Kempson, Otis	3	1950,51,52
Kendrick, Derion	3	2018,19,20
Kendrick, Tommy	3	1969,70,71
Kennedy, Frank	2	1950,51
Kennedy, Tony	4	1988,89,90,91
Kenney, Steve	3	1976,77,78
Kesack, Gary	3	1974,75,76
Keys, Larry	3	1965,66,67
* Keyserling, H.L. (Golden)	1	1920
Kier, Brian	3	1974,76,77
Killen, Pat	1	1959
Kinard, Terry	4	1979,80,81,82 ^{cc}
King, Anthony	3	1976,77,78
King, Buddy	3	1970,71,72 ^{cc}
King, Carson	1	2018
* King, Don	4	1952,53,54,55 ^c
King, Jack	2	1968,69
King, Jimmy	3	1959,60,61
* King, L.O.	2	1901,02
King, Matthew	1	2018
King, Tommy	3	1959,60,61
* Kinsler, J.H.	1	1900

* Kirkconnell, Ben	1	1932
Kirkland, Levon	4	1988,89,90,91 ^{cc}
* Kissam, Roddy	3	1933,34,35
Kitchens, Ronnie	3	1967,68,69
Knight, Herman	2	1949,51
Klubnik, Cade	1	2022
* Klugh, W.W.	2	1925,26
* Knoebel, Fred	3	1950,51,52
Knott, Hal	1	1959
Knowles, Matthew	1	2008
Koon, Eugene	2	2001,02
Kopp, Wynn	2	2001,02
Kormanicki, Dave	2	1968,69
Korn, Willy	2	2008,09
Kreis, Kevin	1	1976
Kubu, Jon	1	1989
Kunz, Michael	1	1994

Player	VL	Year(s)
L		
* Lachicotte, A.S. (Boo)	1	1910
Ladson Jr., Frank	3	2019,20,21
Laird, Kevin	4	1995,96,97,98
Lakip, Ammon	3	2013,14,15
Lam, Elmo	3	1960,61,62 ^c
Lamar, Tre	3	2016,17,18
Lambert, Cory	4	2006,07,08,09
* Lambert, John	1	1931
LaMontagne, Joe	3	1951,52,53
Lancaster, Chris	4	1985,86,87,88
Landry, Mark	4	1994,95,96,97
Langford, Charlie	1	1979
* Langston, J.L.	1	1920
Lanzendoen, Jim	1	1973
* Laraway, Walt	3	1953,54,55
Latimer, Al	1	1978
* Latimer, Bill	1	1906
* Lawrence, Bert	1	1902
Lawrence, Dexter	3	2016,17,18
Lawrence, Floyd	1	1956
Lawrence, Reggie	3	1988,89,90
Lawrence, Trevor	3	2018,19,20 ^{cc}
Lawson, Larry	1	1970
Lawson, Shaq	3	2013,14,15
* Lawton, Streak	2	1935,36
Lawton, Winston	1	1969
Lawyer, Mal	4	1996,97,98,99
Lay, Jaelyn	2	2020,21
Lazzara, Tony	3	1999,00,01
Leake, John	4	2000,01,02,03
Learn, Randy	4	1979,80,81,82
LeBel, David	3	1973,74,75
* Lee, A.C. (Bun)	1	1907
* Lee, Harry	2	1934,35
Lee, Mark	2	1974,75
Lee, Tyrone	4	2000,01,02,03
Leggett, Jordan	4	2013,14,15,16 ^{cc}
Leigh, Tristan	1	2022
LeJeune, Brent	3	1991,92,93
Lemay, Jason	1	1999
Leonard, Colin	3	2005,06,07
Leonard, Hal	2	1946,47
Leonard-Honwith, Shawn	1	2010
Leverman, Gerald	1	1945
* Lewis, Alex P.	3	1911,12,13
Lewis, Carlton	3	2009,10,11
* Lewis, Gus	2	1900,01
Lewis, Haydrian	4	2005,06,07,08
* Lewis, H.D.	3	1935,36,37 ^c
* Lewis, J.B.	3	1898,99,1900
Lewis, Marcus	1	2000
* Lewis, Merritt	3	1932,33,34
Lewis, Micah	1	2001
Lewis, Stacy	2	1989,90
Lewis, Zane	3	1995,96,97
Lewter, Steve	3	1969,70,71
Lhotsky, Joe	3	1966,67,68
Liberatore, Frank	3	1964,66,67 ^{cc}
* Lightsey, F.B. (Bull)	3	1922,24,25
* Lightsey, L.M. (Yen)	4	1917,18,19,20
Lindsey, Otis	2	1981,82
* Link, A.C.	1	1926
Linthicum, Brian	1	2007
* Littlejohn, C.E. (Mule)	3	1913,14,15
* Locklair, Ed (Pop)	1	1941
Locklair, Mike	3	1966,67,68
Locurcio, Todd	1	1993
Logan, Jimmy	1	1966
* Logan, J.R.	2	1912,13

LETTERMEN

* Long, Evans	1	1930
Long, Stacy	4	1986,88,89,90
Lott, Billy	3	1977,78,79 ^{cc}
Lott, James	4	1986,87,88,89
Lovelace, Chris	1	1993
* Lowman, P.I. (Pi)	2	1918,19
Lowther, Rush	1	2005
Lucas, Ty	2	2019,21
Luckie, Billy	1	1996
Lukus, Jeadyn	1	2022
Lundeen, Danny	2	1970,71
* Luzzi, Richie	3	1966,67,68
* Lykes, Powell	2	1905,06
* Lynah, Jim	2	1900,01
Lynch, Chuck	1	1991
Lynn, Dave	3	1958,59,60 ^{cc}
Lytton, Jeff	3	1983,84,85

M

Player	VL	Year(s)
Maass, Andrew	1	2014
Mac Lain, Eric	4	2012,13,14,15 ^{cc}
Mac Lain, Ryan	1	2018
Mac Lain, Sean	2	2015,16
Mack, Kevin	4	1980,81,82,83
Mack, Terence	4	1983,84,85,86 ^{cc}
Macklin, Travis	3	1996,97,98
Macko, Paul	3	2006,07,08
Maddox, Jack	3	2019,20,21
Mader, Eric	2	1989,90
Mafah, Phil	2	2021,22
* Magee, Watson	3	1936,37,38
* Magill, Dick	3	1927,28,29
* Magill, William	3	1913,14,15 ^c
Maguire, Keith	3	2020,21,22
Magwood, Frank	3	1980,81,82
* Major, C.S. (Dopey)	4	1913,14,15,16 ^c
Maloney, Matthew	2	2021,22
Mance, Brian	4	1999,00,01,02
Maners, Jimmy	2	2007,08
* Maness, Ed (Chippy)	3	1938,39,40
Mann, Wes	3	1983,84,85
Mannella, Dave	1	1979
Manos, Pete	3	1949,50,51
* Marazza, Dick	3	1954,55,56
Mariable, Dorian	4	1986,87,88,89
Marion, Phil	3	1964,65,66
Marler, Malcolm	4	1973,74,75,76 ^{cc}
* Marshall, L.E.	1	1926
* Martin, Bob	3	1946,47,48 ^{cc}
Martin, Carl	2	1981,82
Martin, Jermaine	1	2007
* Martin, J.M.	3	1909,10,11
Martin, Khang	1	1993
Martin, Marcus	2	1997,98
Martin, Peanut	3	1972,73,75
* Martin, W.N.	2	1925,27
Mascoll, Justin	4	2019,20,21,22
* Masneri, Ray	3	1956,57,58
Mason, Armon	1	2022
* Mass, Wayne	3	1965,66,67
Massaro, Cary	3	1980,81,82
Massengill, Wells	1	1972
Mathews, Mike	1	1971
* Mathews, Ray	4	1947,48,49,50
Mathews, Tony	2	1973,74
* Mathis, A.J.	1	1898
* Mathis, Bill	3	1957,58,59
* Matthews, Bill	2	1915,16
Matthews, Mack	3	1960,62,63
* Mattos, Tommy	3	1952,53,54
Mauldin, Collins	1	2015
* Mauldin, Hugh	3	1963,64,65
Mauney, Marcus	1	2000
Mauney, Tony	4	1988,89,90,91
Maxwell, Byron	4	2007,08,09,10
* Maxwell, Jeff	2	1896,97
* Maxwell, John	2	1902,03
May, Max	3	2019,20,21
* Mayberry, Bob	4	1979,80,81,82
Maye, Brandon	3	2008,09,10
Mayer, Charlie	3	1969,70,71
Mayers, Sylvester	1	2020
Mayes, Mitchell	3	2020,21,22
McAtee, Bubba	1	2022
McBride, Dan	1	1973
McCall, Jack	1	2021
McCall, Jeff	4	1979,80,81,82
McCanless, Jim	3	1955,56,58

* McCarley, Bob	3	1927,28,29
McCauley, Jim	1	1949
McClain, Antoine	4	2008,09,10,11
McClellan, Dexter	4	1993,94,95,96 ^c
McClinton, Todd	3	2001,02,03
McCloud, Gerald	1	2003
McCloud, Ray-Ray	3	2015,16,17
McClure, Bruce	3	1963,64,65
* McConnell, H.S.	2	1914,15
* McConnell, R.E.	2	1925,26
* McConnell, S.W.	3	1934,35,36
* McConnell, T.S.	3	1934,35,36
McCory, Bob	1	1944
McCown, Fred	1	1942
* McCown, Slick	2	1933,34
* McCown, T.M.	1	1918
McCrorey, Andye	4	1992,93,94,95
McCullough, Jay Jay	2	2013,14
McCullough, Richard	4	1985,86,87,88
McCurty, Damon	1	1979
McDaniel, DeAndre	4	2007,08,09,10 ^{cc}
McDaniel, Ed	4	1988,89,90,91
McDermott, John	3	1998,99,00
McDowell, Garry	2	1974,75
McDowell, Roderick	4	2010,11,12,13
McDuffie, Chris	4	2004,05,06,07
McElmurray, Mac	3	1964,65,66
McElrathbey, Ray Ray	1	2006
McElveen, Donny	1	2013
* McElveen, Norwood	3	1939,40,41
* McFadden, Banks	3	1937,38,39
McFadden, Jordan	4	2019,20,21,22 ^{cc}
* McFadden, R.D.	1	1908
* McFadden, R.H. (Doc)	2	1906,07
McFadden, Wesley	4	1985,87,88,89 ^{cc}
McGee, Edgar	3	1965,66,67
* McGill, C.A.	1	1925
* McGlockton, Chester	3	1989,90,91
* McGlone, T.F.	1	1926
McGuilt, Bill	2	1960,61
McInally, Chris	2	1993,95
* McIver, Rick	2	1904,05
McKelvey, J.J.	4	1999,00,01,02
McKenney, Pat	2	1985,86
McKenzie, Damonte	4	1995,97,98,99
* McKenzie, W.W.	1	1918
* McKeown, J.A.	1	1903
McKissic, Jock	4	2005,06,07,08 ^{cc}
McLane, Riley	2	1966,67
McLaurin, Duncan	1	2005
McLaurin, Jewell	2	1969,70
* McLaurin, J.N.	4	1904,05,06,07 ^c
McLees, Jimmy	2	1990,91
* McLellan, Bill	2	1953,54
McLellan, Cliff	1	1981
* McLendon, Ed	1	1939
* McLendon, Lem	1	1955
McLeod, Matt	2	1996,97
McMahan, Dave	2	1969,70
McMahan, Matt	1	2021
McMakin, John	3	1969,70,71 ^{cc}
McMichael, Kyler	1	2018
* McMillan, Goat	2	1928,29
* McMillan, Raiford	3	1926,27,28
* McMillan, W.L. (Red)	3	1913,14,15
McNeal, Bryant	4	1999,00,01,02 ^{cc}
McNeal, Bryce	1	2010
McSwain, Chuck	4	1979,80,81,82
McSwain, Rod	4	1980,81,82,83
Meadowcroft, Charlie	3	1963,64,65
Meadows, Dwayne	3	1984,85,86
Means, Harold	3	1996,97,98
Medlin, Jamal	1	2008
Medlin, Rick	3	1967,68,69
Meekins, Eric	4	1999,00,01,02
Meeks, Chuck	1	1982
Meeks, Jonathan	4	2009,10,11,12 ^{cc}
* Mellette, F.M.	1	1911
Mellusi, Chez	2	2019,20
* Melton, L.H. (Doc)	2	1923,24
Merling, Phillip	3	2005,06,07
Merritt, Will	4	1998,99,00,01
Merriweather, Reggie	4	2003,04,05,06
Michael, Benny	3	1966,67,68
Mickens, R.J.	3	2020,21,22
* Midkiff, Bob	1	1926
Miller, Bill	1	1962
Miller, Billy	1	1943
Miller, Blake	1	2022

* Miller, Bob	2	1931,32 ^c
* Miller, H.E.	2	1937,38
* Miller, Jack	3	1944,47,48
Miller, Jim	1	1948
Miller, Josh	4	2005,06,07,08
Miller, Justin	3	2002,03,04
Miller, Ron	1	1958
Miller, Tif	1	2001
Mills, Jeff	2	1974,75
Milton, Eldridge	4	1981,83,84,85
Milton, Fred	3	1968,69,70
* Mimms, Charlie	1	1946
Mitchell, Joedy	1	1996
Moncrief, Richard	4	1990,91,92,93 ^c
* Monledous, Zag	2	1927,28
* Mooneyham, Jack	3	1949,50,51
Montone, Neil	1	1947
Monts, Tavaghn	3	2001,03,04
* Moore, Gene	3	1947,48,49 ^c
Moore, Ken	3	1952,53,54
Moore, Otis	4	1986,87,88,89 ^c
Moore, Rennie	4	2007,09,10,11
Moore, Ted	1	1964
Moore, Wayne	1	1996
Moorer, John	3	1945,46,47 ^{cc}
* Moorer, Tom	2	1938,39
* Morgan, Bobby	2	1958,59
Morgan, Dwayne	2	1994,95
* Morgan, Lewis	1	1946
Morocco, Chris	4	1986,87,88,89
Morris, David	1	1973
Morris, Kelvin	1	2002
Morris, Maverick	4	2014,15,16,17 ^{cc}
Morrison, Pete	1	1961
Morton, Hall	1	2017
* Moss, Charlie	3	1930,31,32
Mougros, Theo	4	1997,98,99,00
Mouzon, Tyrone	4	1988,89,90,91
Mukuba, Andrew	2	2021,22
* Mulherin, Eddie	1	1928
Mullen, Ray	2	1965,66
Mullen, Trayvon	3	2016,17,18
Mulligan, Wayne	3	1966,67,68
* Mullins, H.D. (Horse)	2	1923,24
Murchison, Antwon	3	2006,07,08
Murphy, Myles	3	2020,21,22
Murray, Al	3	1972,73,74
Murray, John	1	1978
Muse, Tanner	4	2016,17,18,19 ^{cc}
Myrick, Chip	3	2003,04,05
Myrick, Rocky	1	1979

N

Player	VL	Year(s)
Nanney, Lee	4	1978,79,80 ^{cc} ,81 ^{cc}
Nelson, Bryce	2	1992,93
Nelson, Maurice	3	2004,05,06
Nelson, Roosevelt	3	2002,03,04
Ness, Jim	3	1972,73,74 ^{cc}
Neville, J.L.	1	1943
Newell, Andy	1	1985
Newell, Mike	2	1969,70
Ngata, Joseph	4	2019,20,21,22
* Nimitz, H.J. (Foots)	1	1916
Nix, Eric	3	1984,85,86
Nobles, Kasey	3	2008,09,10
Noelte, Dave	1	1982
Norris, Wilson	2	2008,09
Norton, Ryan	4	2012,13,14,15
Nunamacher, Jeff	4	1985,86,87,88
Nunn, Arlington	4	1987,88,89,90

O

Player	VL	Year(s)
O'Brien, Chuck	4	1987,88,90,91
O'Cain, Mike	3	1974,75,76 ^{cc}
O'Daniel, Dorian	4	2014,15,16,17 ^{cc}
O'Dell, Billy	3	1953,54,55
* O'Dell, John H.	2	1918,19
* O'Dell, Wayne	1	1941
* Odum, W.F.	1	1908
Ogle, Chris	2	1989,90
Ogren, Jeff	1	2007
Ogundeko, Ebenezer	1	2014
Ohan, Chinedu	2	1987,88
* O'Kuroski, Whitey	3	1937,38,39
* Olson, Dave	3	1958,59,60
Olson, David	1	2014
Olson, Harold	3	1957,58,59

* Olszewski, Harry	3	1965,66,67
* O'Neal, Belton (Speck)	1	1920
* O'Neal, Brad	2	1969,70
O'Neal, Robert	4	1989,90,91,92 ^{cc}
* Orban, Turk	1	1936
Orhororo, Ruke	3	2019,21,22
Osborne, Ronnie	3	1959,60,61
O'Sullivan, Cameron	1	2008
Otorubio, Adubarie	1	1985
Overton, Diondre	4	2016,17,18,19 ^{cc}
Outlaw, Brian	3	1999,00,01
Owen, Henry	4	1998,99,00,01
* Owens, J.C. (Susie)	2	1919,20
Owens, Mark	1	1993

P

Player	VL	Year(s)
Pace, Kobe	3	2020,21,22
* Padgett, F.M.	1	1918
* Padgett, G.D.	1	1931
* Padgett, Jim	2	1957,58
Padgett, Matt	2	1996,97
* Padgett, O.D.	2	1928,29 ^c
* Padgett, Wade	3	1939,40,41 ^c
Pagano, Scott	3	2014,15,16
Page, Neely	2	1998,99
Page, Payton	2	2021,22
Page, Wayne	2	1965,66
Pagliei, Joe	3	1953,54,55
Palmer, Cary	1	1989
* Palmer, E.D. (Frog)	1	1925
Palmer, Johnny	3	1963,64,65
Palmer, Michael	4	2006,07,08,09 ^{cc}
Paredes, Bob	2	1951,54
Parete, Anthony	4	1981,82,83,84
* Parker, Ace	2	1940,41
* Parker, Harry L.	2	1912,13
Parker, Justin	2	2010,11
Parker, Kyle	2	2009,10
Parker, Jim	2	1962,63 ^{cc}
Parks, Walker	3	2020,21,22
Pasley, Jim	2	1939,40
Pate, Gene	1	2003
Pate, Milton	2	1951,52
* Patrick, Chris	1	1932
* Patterson, Gene	2	1931,32
Patterson, Kane	3	2019,20,21
* Patton, Bob	3	1949,50,51 ^c
Patton, Julian	1	2013
Pauling, Bob	4	1979,81,82,83
* Pavilack, Harry	3	1959,60,61
* Payne, Booty	2	1940,41
Payne, Jim	3	1956,57,58
* Payne, Joe	3	1937,38,39 ^c
* Payne, Oliver	2	1936,37
Peake, Charone	4	2011,12,14,15 ^{cc}
* Pearce, Frank	3	1963,64,65
* Pearce, Roy	2	1939,40
Pearman, Danny	3	1985,86,87
* Pearman, Fred	3	1899,00,01
Pearson, Alex	2	2006,07
* Pearson, Ben	3	1937,38,39
Peeler, Coby	2	1993,94
Peebles, Ken	3	1972,73,74 ^{cc}
Pegues, Lamont	2	1994,95
* Pegues, E.S.	1	1899
Pengitore, Ken	3	1971,72,73 ^{cc}
Penner, Seth	3	2016,17,18
* Pennington, Clyde	1	1935
* Pennington, Curtis	3	1936,37,38 ^{cc}
* Perry, Bill	1	1911
* Perry, L. (Tom)	1	1911
Perry, Michael Dean	4	1984,85,86,87 ^{cc}
* Perry, Tracy	4	1976,77,78,79
Perry, William	4	1981,82,83,84 ^{cc}
Peters, Garry	4	2011,12,13,14
Petoskey, Ted	2	1963,64
Phibbs, Patrick	3	2017,18,19
Phillips, Erik	1	1992
Phillips, Hank	4	1986,87,88,89
Phillips, Harley	2	1943,44
Phillips, Jalyn	4	2019,20,21,22^{cc}
Phillips, Jim	1	1945
Phillips, John	4	1984,85,86,87 ^{cc}
Phommachanh, Taisun	1	2021
Pickens, Jesse	1	2004
Pickett, Edgar	4	1980,81,82,83
Pierce, Hal	3	1940,41,42
Pilgrim, Brandon	4	2003,05,06,07

LETTERMEN

Pilot, Joe	1	1958
*Pincney, E.H.	1	1909
Pincney, Nyles	4	2017,18,19,20 ^c
Pinion, Bradley	3	2012,13,14
*Pitts, Lewis	2	1927,28
Plantin, Tony	4	1994,95,96,97
Pleasant, Reggie	3	1982,83,84
*Poe, Billy	3	1944,45,46
Polite, Dextra	3	1997,98,99
Polk, DeJuan	4	2000,01,02,03 ^c
Pollard, Sean	4	2016,17,18,19
*Pollitzer, H.R. (Polly)	1	1902
Poole, Bob	3	1961,62,63
*Poole, R.F. (Sarg)	2	1915,16
Pope, Brad	3	1994,95,96
Pope, Jamie	1	1979
Portas, Lou	2	1964,65
Porter, Matt	2	2012,13
Postell, Holland	4	1995,96,97,98 ^c
Potter, B.T.	5	2018,19,20,21,22
*Potts, Robert (Daddy)	3	1917,18,19
Poulos, John	4	1944,47,48,49
Powell, Cornell	4	2016,17,19,20
*Pressley, E.H. (Buck)	2	1912,13
*Pressley, O.K.	3	1926,27,28 ^c
*Pressley, Harlan	1	1927
Prevost, Connor	1	2016
Price, John	3	1970,71,72
*Price, L.C.	1	1925
Price, Luke	3	2019,21,22
Price, Phillip	3	2009,10,11
Pride Jr., Toriano	1	2022
*Priester, Buck	2	1930,31
Priester, Buck	3	1953,54,55
Priester, Raymond	4	1994,95,96,97 ^c
*Prince, Phil	4	1944,46,47,48 ^c
Pringle, Harom	2	1992,93
*Pritchett, Jess	1	1937
Proctor, Will	3	2003,05,06
Pruett, Chip	2	1978,79
*Pruitt, June	2	1945,46
Pryce, Trevor	1	1996
*Proctor, Landrum	2	1930,31
Puckett, David	3	1988,89,90
Pugh, Travis	4	2001,02,03,04
Pusey, Mike	1	1975
Putnam, Trevor	3	1993,94,95
Putnam, Will	4	2019,20,21,22

Q

Player	VL	Year(s)
Quarles, Jimmy	2	1951,52
Quick, Rodney	3	1983,84,85
*Quinn, Dewey	2	1945,46
Quesenbury, Sonny	2	1957,58

R

Player	VL	Year(s)
Raber, Brian	4	1983,84,85,86
Rabon, George	1	2009
Radakovich, Grant	1	2016
*Radcliff, Charles	3	1950,51,52
Radford, Kevin	1	1980
Rambert, Bernard	4	1999,00,01,02
Ramsey, Ben	4	2007,08,09,10
Ramtahal, Eldred	1	1992
Randall, Adam	1	2022
*Randle, E.L. (Cat)	3	1913,14,15
*Randle, M.B. (Little Cat)	3	1918,19,20
Randolph, Bernard	2	1993,95
Randolph, Klayton	1	2021
Rankin, Gary	2	1963,64
Rapley, Darius	3	1997,98,99
Rash, Dustin	1	1993
Ratchford, Warren	4	1974,76,77,78
Ray, Thomas	3	1963,64,65
Rayburn, Hunter	2	2020,21
Rayburn, Lee	3	1966,67,68
Reader, D.J.	4	2012,13,14,15 ^c
Reames, Joe Don	3	1999,00,01
*Reames, T. Jack	2	1918,22
Reed, David	2	1978,79
Reese, Archie	4	1974,75,76,77
Reese, Steve	4	1982,83,84,85 ^c
Reese, Tribble	1	2007
Reeves, Chandler	3	2017,18,19
Reeves, Marion	3	1971,72,73
Reeves, Matt	4	1992,93,94,95
Region, Spencer	2	2012,14

Register, Chris	3	2016,17,18
Rembert, Johnny	2	1981,82
Rencher, Darien	4	2018,19,20,21
Renfrow, Hunter	4	2015,16,17,18 ^c
Reuben, Etinosa	3	2020,21,22
*Reynolds, Clifford M. (Pete)	1	1926
*Reynolds, Jim	4	1945,47,48,49
Rhinehart, Jim	1	1955
Rhodes, John	2	1971,72
Richard, Al	4	1989,90,91,92
Richard, Milan	4	2015,16,17,18
Richardson, Barry	4	2004,05,06,07
Richardson, Chris	1	2010
Richardson, Chuckie	4	1980,82,83,84
Richardson, Cotton	2	1943,44
Richardson, David	3	1996,97,98
*Richardson, Joe	1	1940
Richardson, Lionel	3	2003,04,05
Richardson, Mark	3	1980,81,82
Riddle, Leonard	1	1943
Riddle, Nic	2	2005,06
Ridgley, Thad	2	1992,93
*Riggs, A.F.	3	1897,98,99
Riggs, Jim	4	1983,84,85,86
Riggs, Matt	3	1985,86,87
Rigsby, Geoff	3	2002,03,04
*Rion, Aubrey	2	1939,40
Rivers, Dalton	2	1955,56
Robbins, Butch	2	1963,64
Robbins, Chris	1	1996
*Robbs, Charlie	3	1907,08,09 ^c
Roberts, Andrew	1	2022
Roberts, Travis	1	1999
Robinson, Akeem	4	2005,06,07,08
*Robinson, Charlie	3	1922,23,24 ^c
Robinson, Darius	4	2010,11,12,13 ^c
*Robinson, E.D.	1	1934
Robinson, Jabriel	1	2022
Robinson, Jabril	3	2015,16,17
Robinson, Jackie	4	1999,00,01,02 ^c
Robinson, James	4	1979,80,82,83 ^c
*Robinson, Joe	1	1927
Rodgers, Amari	4	2017,18,19,20 ^c
Rodgers, Elijah	1	2022
Rodgers, George	3	1950,51,52 ^c
Rodriguez, Daniel	3	2012,13,14
Roediger, Charles	1	2008
Rogers, Bill	2	1943,46
Rogers, Billy G.	2	1944,46
Rogers, Floyd	2	1965,66 ^c
*Rogers, Johnny	1	1929
*Rogers, Phil	3	1965,66,67
Rogers, Rodney	2	1961,62
Rogers, Shot	2	1955,56
Rollins, Bubba	1	1978
Romano, Ryan	1	1999
Rome, Stan	1	1975
*Roper, T.H. (Pug)	2	1918,19
Rose, Anthony	3	1979,80,81
Rose, Chuck	3	1978,79,80
Ross, Don	3	1952,53,54
*Ross, Jack	3	1942,46,47
Ross, Justyn	3	2018,19,21 ^c
Ross, Kenzi	4	1997,98,99,00
*Rothell, Claude	2	1941,42
Rothlac, Terrance	4	1983,84,85,86
Rountree, Glenn	4	1994,95,96,97
Rouse, Wardell	2	1993,94
Rowell, Nick	1	2018
Rowell, Spivey	1	1944
*Roy, Wallace	3	1923,24,25
Rudolph, Logan	2	2018,19
Ruffner, Bo	3	1965,66,67
*Ruffner, Jim	1	1964
*Rushton, Gil	4	1945,48,49,50
Russell, Chris	2	2006,07
Russell, J.A.	1	1943
Russell, Jimmy	1	1976
Rutledge, Bill	1	1943
Ryans, Larry	4	1989,90,91,92
Ryan, Seth	2	2015,16
Ryan, Steve	2	1977,78

S

Player	VL	Year(s)
*Sadler, Hope	2	1902 ^c ,03 ^c
Salim, Hamid	1	1996
*Salisbury, Tom	4	1943,44,47,48
*Salley, Grady	3	1928,29,30

Samnik, Mike	2	1990,91
Sampson, Eric	3	2001,03,04
*Sams, Hal	1	1916
*Sanders, Al	3	1935,36,37
Sanders, Matt	3	2009,10,11
Sanders, Smiley	3	1971,72,73
*Sandifer, Red	2	1940,41
Sanford, Chuck	3	1983,84,85
Sapp, Patrick	4	1992,93,94,95
Sapp, Ricky	4	2006,07,08,09 ^c
Sasser, David	3	1971,72,73
Saunders, Bo	2	1945,46
Sauve, Jeff	4	1991,92,94,95
Sawicki, Steven	1	2019
Scheibel, Tim	1	1994
Schell, Matt	3	1999,00,01
*Schillletter, William	4	1911,12,13,14 ^c
Schlink, David	1	2005
*Schneck, J.R.	2	1918,19
*Schonhar, Todd	2	1985,86
*Schroder, F.E.	1	1912
Schuessler, Nick	3	2014,15,16
Scott, Artavis	3	2014,15,16
Scott, Cameron	1	2018
Scott, Dorell	4	2005,06,07,08
Scott, Jeff	3	2000,01,02
Scott, Jim	3	1981,82,83
Scott, Randy	4	1975,76 ^c ,77 ^c ,78 ^c
Scott, Shane	3	1989,90,91
Scott, William	2	1974,75
Scudato, Ron	3	1959,60,61
Sealy, Sonny	1	1982
Sease, Jody	2	1984,85
Sease, Tommy	2	1955,56
Seay, Pitts	1	1943
Seckinger, Stanton	4	2012,13,14,15 ^c
Seegars, Stacy	4	1990,91,92,93
Seigler, Eddie	3	1970,71,72
*Segars, Al	1	1937
*Segars, Kent	1	1936
Sekas, Connor	1	2017
Sellers, Joe	2	1963,65
Sensabaugh, Coty	4	2008,09,10,11 ^c
Seth, Mike	3	1997,98,99
Setzekorn, Ken	2	1984,85
Seyle, Rusty	3	1986,87,88
Sharpe, Bill	1	1964
*Sharpe, Bob	3	1938,39,40 ^c
Sharpe Jr., Bob	2	1975,76
*Sharpe, F.J.	1	1931
Sharpe, Tommy	3	2002,03,04
Shatley, Tyler	4	2010,11,12,13 ^c
Shaw, Milt	1	1994
*Shealy, A.S. (Shack)	4	1896,97,98 ^c ,99
Shealy, Pat	2	1971,72
Shell, Bob	3	1970,72,73
Sheppard, Ashley	4	1989,90,91,92 ^c
Shields, John	2	1968,69
*Shingler, Lowndes	3	1958,59,60 ^c
Shiple, Will	2	2021,22
*Shirley, Jim	3	1950,51,52
Shish, Paul	1	1969
*Shockley, J.A.	1	1922
*Shore, Harry	3	1933,34,35 ^c
Shown, Jack	2	1952,53
Shuey, Spencer	4	2010,11,12,13 ^c
*Shuford, Don	3	1934,35,36
*Siegel, Reuben	3	1929,30,31
Siepe, Jeff	3	1970,71,72
Silver, Dennis	1	1974
Simmons, Anthony	3	1995,96,97
Simmons, Caleb	1	2010
Simmons, Isaiah	3	2017,18,19 ^c
*Simmons, Ralph	1	1937
*Simmons, T.D. (Shag)	1	1919
*Simmons, Wayne	4	1989,90,91,92 ^c
Simmons, Willie	3	2000,01,02
Simpsn, Don	1	1943
Simpson, John	4	2016,17,18,19 ^c
Simpson, LaMarick	4	1992,93,94,95
Simpson, Trenton	3	2020,21,22
Simpson, Tyrone	3	1989,90,93
*Sims, David	4	1977,78,79,80
Sims, Marvin	3	1977,78,79
*Sitton, Vet	2	1902,03
Sizer, Danny	3	1988,89,90
Skalski, James	6	2016,17,18,19,20 ^c ,21 ^c
Skiffey, Jim	1	1962
Skinner, Matt	2	2009,10

Smalls, Andy	3	1950,52,53
Smart, Bill	1	1944
Smith, Akil	2	1998,99
Smith, Bill	4	1977,78,79,81
Smith, Brent	2	2003,06
Smith, Bryant	1	1998
Smith, Cannon	4	2015,16,17,18
Smith, Chad	4	2016,17,18,19
Smith, Darrell	4	2010,11,12,13
Smith, David	4	2008,09,10,11
Smith, Dennis	3	1973,74,75 ^c
Smith, Emory	4	1993,94,95,96
* Smith, Glenn	3	1949,50,51
Smith, Gregg	1	1976
Smith, Harold	1	1959
Smith, Jack	2	1958,59
Smith, Joey	2	1979,80
Smith, Joshua	1	2003
Smith, Lynn	1	1979
Smith, Matt	3	1977,78,79
* Smith, Randy	1	1965
Smith, Richard	4	1985,86,87,88
Smith, Robert	4	2011,12,13,14
Smith, Ronnie	4	1974,75,76,77
Smith, Shaq	2	2017,18
* Smith, Sterling	2	1949,50
* Smith, Terry	4	1990,91,92,93
Smith, Thorny	1	1968
Smith, Van	3	2015,16,17
Smith, Willie	3	1954,55,57
* Snead, W.F. (Bill)	1	1901
* Snowden, Moon	1	1927
Snyder, Paul	3	1957,58,59 ^c
Sobeski, Michael	4	2011,12,13,14
Solomon, Louis	4	1992,93 ^c ,94 ^c ,95 ^c
* Soloman, Homer	1	1930
Somai, Jamie	2	1999,00
Soowal, Jeff	3	1976,77,78
Sorrells, Brian	1	2007
Southerland, Ivan	3	1967,68,69 ^c
* Sowell, Frank	1	1930
Sox, Greg	1	1986
* Spearman, Jack	2	1920,21 ^c
Speck, Chad	4	1997,98,99,00 ^c
Spector, Baylon	4	2018,19,20,21 ^c
Spector, Brannon	2	2020,22
Spector, Robbie	3	1988,89,90
Spence, Alex	2	2017,18
Spence, Austin	2	2017,18
Speros, Jim	1	1980
Speweik, Brandon	1	2008
Spiers, Bill	1	1986
Spiers, Will	5	2017,18,19,20,21 ^c
Spiller, C.J.	4	2006,07,08,09 ^c
Spooner, Bob	3	1955,56,57
Spry, David	4	1983,85,86,87
Squires, Tappey	1	1969
Stacy, Jack	1	1942
Stanford, Calloway	1	1940
Stephens, Darnell	4	1991,92,93,94
* Stephens, Tony	2	1986,87
* Stevens, Alex	3	1932,33,34
* Stevens, R.G.	1	1909
Steward, Tony	4	2011,12,13,14
Stewart, Cade	4	2017,18,19,20 ^c
Stewart, Dante	1	2012
* Stewart, J.D.	1	1924
Stewart, Watt	1	1944
Stocks, Jeff	3	1971,72,73
Stockstill, Jeff	3	1980,81,82
Stockunas, Jason	2	1997,99
Stone, Daniel	1	2015
Stone, Don	1	1973
Stone, Preston	1	2008
Stone, Tyler	1	2007
Stoudt, Cole	4	2011,12,13,14
Stough, Tim	4	1973,74,75,76
Strait, John	1	2000
Strayer, Phil	1	1969
Streeter, Brandon	3	1997,98,99
* Stribling, J.W.	3	1913,14,15
* Strother, Frank	1	1923
Stuckey, Chansi	4	2003,04,05,06 ^c
Stuckey, Jim	4	1976,77,78,79
Stuermann, Russell	1	2001
Sublette, Richard	1	1948
* Suggs, H.L.	2	1914,15
* Sullivan, Frank	3	1897,98,99
Sultis, Jim	3	1945,46,47

LETTERMEN

* Summers, J.C. (Chuck)	2	1905,06
Sursavage, Butch	3	1965,66,67
Sursavage, Jim	3	1968,69,70 ^{cc}
Suttle, Jeff	4	1980,81,82,83
Sutton, George	1	1962
Swanson, Aidan	1	2022
* Sweatte, Johnny	1	1941
* Swetenburg, J.R.	2	1920,21
Swift, Bob	1	1963
Swing, Dale	3	1982,83,84
Swinney, Drew	4	2019,20,21,22
Swinney, Jack	1	2017
Swinney, Will	5	2017,18,19,20,21
Swint, Kevin	3	2020,21,22
* Swofford, Bob	3	1927,28,29
* Swygert, George	2	1896,97
Symmes, Brian	1	2012

T

Player	VL	Year(s)
* Talley, J.H.	1	1926
Tankersley, Cordrea	4	2013,14,15,16
Tate, Marcus	2	2021,22
Tate, Trey	4	2002,03,04,05
Taylor, Bruce	1	1990
Taylor, Jeff	1	1989
* Taylor, Jerry	2	1961,62
Taylor, J.W.	1	1943
Taylor, Rendrick	4	2005,06,07,09
Taylor, Vince	4	1986,87,88,89
Taylor, Will	2	2021,22
Tchio, Paul	2	2020,21
Teadall, Andy	2	2015,16
Temples, Jamison	1	1992
* Tennant, A.B. (Dutch)	4	1921,22,23,24
Terrell, A.J.	3	2017,18,19
* Testerman, Don	2	1974,75
* Thackston, L.P.	3	1917,18,19
* Thomas, Bill	3	1956,57,58 ^c
Thomas, Brandon	4	2010,11,12,13 ^{cc}
Thomas, David	1	1972
Thomas, Domonique	1	2022
* Thomas, Doug	4	1987,88,89,90
Thomas, Franklin	2	1992,93
Thomas, Rodney	4	1999,00,01,02
Thomas, Ronnie	2	2000,02
Thomas, Xavier	5	2018,19,20,21,22
Thomason, Johnny	1	1955
Thomason, Ty	1	2018
Thompson, Brandon	4	2008,09,10,11 ^{cc}
Thompson, Dave	3	1968,69,70
* Thompson, Doug	1	1955
* Thompson, J.W.	1	1916
Thompson, John	3	1996,97,98
Thompson, Marion	3	1950,51,52
* Thompson, Oscar	3	1946,47,48
Thompson, Trevion	4	2015,16,17,18
Thornton, Mark	2	1978,79
Thornton III, Ray	2	2020,21
* Thornton, R.E.	1	1918
Thorsland, Oscar	3	1960,61,62
Thurlow, Cody	1	2013
Thurman, Cardell	1	1992
Tice, Johnny	1	1954
* Tillman, Henry	1	1902
Tillotson, Brian	1	1994
* Timmerman, W.P. (Pap)	2	1926,27
* Timmons, Charlie	3	1939,40,41
Timothy, Gifford	3	2011,12,13
* Tinsley, Sid	3	1940,41,44 ^{cc}
Tisch, Logan	2	2016,18
* Tisdale, Charlie	3	1938,39,40
Todd, Moe	1	1969
Tolley, Charlie	2	1967,69 ^c
* Tomkins, F.G.	1	1896
Tomkins, James	3	1966,67,68
Townsend, Lateek	2	2011,12
Trapp, Amir	2	2016,17
Trapp, James	4	1989,90,91,92
Trayham, Arden	1	1943
Traylor, Drew	2	2010,11
Traynham, Tyler	1	2019
Treadwell, David	3	1985,86,87
* Trembley, Jimmy	1	1969
Tremel, Taylor	1	2006
* Trexler, Bru	2	1937,39
Trimble, Jamie	3	1994,95,96
Triplett, Danny	4	1979,80,81,82
* Trobaugh, Allen	1	1938

* Trobaugh, Earl	1	1938
Trotter Jr., Jeremiah	2	2021,22
Trotter, Mason	2	2020,21
Troy, Mike	2	1963,64
Trumpore, Arthur	1	1943
* Troutman, John	3	1933,34,35
Tucker, Bryn	2	2021,22
Tucker, Harrison	1	2015
Tucker, Kyle	1	2003
Tucker, Richard	1	1988
* Turbeville, A.C.	1	1912
* Turbeville, Horace	1	1956
Turner, Bo	2	1945,46
Turner, Cole	1	2022
Turner, Elijah	2	2019,20
* Turner, H.M. (Tuck)	1	1907
Turner, Nolan	5	2017,18,19,20 ^c ,21 ^{cc}
* Turnipseed, Rhett	1	1922
Turpin, Bucky	2	1966,67
Tuten, Rich	3	1976,77,78
Tuttle, Perry	4	1978,79,80,81 ^{cc}
Tyler, O.J.	2	1974,76
Tyner, Mitch	2	1973,74

U

Player	VL	Year(s)
Uiagalelei, DJ	3	2020,21,22
Underwood, Willie	4	1977,78,79,80 ^{cc}
Upshaw, Regan	5	2017,18,19,20,21
Usher, Lewis	4	1991,92,93,94
* Ustry, George	3	1957,58,59

V

Player	VL	Year(s)
* Valentine, Jack	1	1926
Van Gieson, Sam	1	2012
Varn, Guy	1	1983
Varn, Rex	4	1976,77,78,79
Vaughan, Bradley	1	2001
Vaughan, Mark	1	1985
Vaughn, Khaleed	4	2000,01,02,03
Vaughn, Nigel	2	2002,03
Venables, Jake	3	2019,20,21
Venables, Tyler	3	2020,21,22
* Veronee, Jack	3	1959,60,61
Vincent, Courtney	3	2005,06,07
Vinson, Blake	1	2018
* Vogel, R.T.	2	1896,97

W

Player	VL	Year(s)
Wade, Chris	1	2007
* Wade, Connie	2	1966,67
Wade, D.A.	1	1952
* Wade, Don	3	1949,50,51
* Wade, Grady	1	1920
Wade, Michael	4	2007,08,09,10 ^{cc}
Wade, Mike	1	1981
Wade, Scott	1	2002
Wagner, Larry	1	1958
Waldrep, Joe	2	1964,65
Waldrep, Perry	1	1967
Walker, Duane	4	1984,85,86,87
Walker, Gregory	4	2000,01,02,03 ^{cc}
* Walker, Henry	2	1946,47
* Walker, John E.	3	1923,24,25
Walker, Landon	4	2008,09,10,11 ^{cc}
* Walker, Norman	4	1897,98,99 ^{cc} ,00 ^c
* Walker, R.H.	2	1909,10
Walker, Roy	2	2005,06
* Wall, J.E.	1	1926
* Wall, Pete	2	1953,55
Wallace, K'Von	4	2016,17,18,19 ^{cc}
Wallace, Nelson	4	1973,74,75,76
Walliser, Tristan	1	2019
Walls, Henry	3	1983,84,85
Walters, Henry	2	1970,71
Walters, Joey	3	1974,75,76 ^{cc}
Ward, Billy	3	1962,63,64
Ward, Damond	3	1995,96,97
Ward, Jimmy	3	1950,51,52
Ware, Billy	3	1966,67,68
* Warr, Elza	2	1926,27
* Warren, George	2	1906,07
Washburn, Brady	2	1999,00
Washington, Donnell	3	2001,02,03
Washington, Jay	2	1972,73
Waters, Anthony	4	2003,04,05,06 ^{cc}
Waters, Charlie	3	1967,68,69

Watkins, Carlos	4	2012,14,15,16
Watkins, Nick	4	2004,05,06,07
Watkins, Sammy	3	2011,12,13
Watkins, T.J.	4	1998,99,00,01
Watson, Ben	2	1969,70
* Watson, Charles	2	1933,34
Watson, Deshaun	3	2014,15,16 ^{cc}
Watson, John	1	1985
Watson, Josh	4	2011,12,13,14
Watson, Matt	1	2002
Watson, Ronald	4	1981,82,83,84
Watson, Ronald	1	2009
Watson, Speedy	2	1994,95
Watson, Taylor	3	2012,13,14
Watts, Justin	5	1996,97,98,99,00
Watts, Waldo	2	1969,70
Weaver, Billy	2	1962,63
* Webb, Clare (Tanny)	4	1911,12,13,14
Webb, Gary	3	1976,77,78
* Webb, H.B.	1	1922
* Webb, Hugh	1	1940
Webb, Jack	2	1957,58
* Webb, Mike	1	1904
Webb, Travers	4	1973,75,76,77
Webster, Reid	4	2011,12,13,14
Weddington, Rick	2	1976,77
Weeks, Jimmy	3	1975,76,77
Weeks, Scott	1	1981
Weitz, Jonathan	1	2022
Welchel, Ken	2	1976,77
* Welch, Maxcey	1	1930
Welch, Nelson	4	1991,92,93,94
Wells, Jeff	4	1980,82,83,84
Wells, Jim	2	1976,77
Wells, Jimmy	3	1951,52,53
* Wells, Joel	3	1954,55,56 ^c
Werner, Chuck	3	1966,68,69
Wernitz, Eddie	3	1960,61,62
* Werts, Rufus	2	1931,32
* Wertz, J.B.	2	1922,23
Wessinger, Ron	1	1989
West, Calvin	3	1959,60,61 ^{cc}
West, Fernandez	2	1988,89
West, Ron	1	1978
Whetsell, Britton	2	2008
Whingter, Matt	1	2000
Whipple, Rod	1	2002
White, Clyde	3	1952,53,54 ^{cc}
* White, Harvey	3	1957,58,59 ^{cc}
* White, J.D.	1	1896
White, Paul	1	2000
White, Raymond	4	1994,95,96,97 ^{cc}
White, Tore	2	2000,01
* White, W.P.	2	1908,09
Whitehurst, Charlie	4	2002,03,04,05 ^{cc}
* Whitley, Curtis	3	1988,90,91
Whitmire, Jim	4	1943,46,47,48
Whitten, Red	3	1952,53,54
* Wiehl, E.M.	1	1916
Wiggins, Don	2	1969,70
Wiggins, Korrin	3	2013,14,16
Wiggins, Nate	2	2021,22
Wiggs, Milton	1	1945
Wiksell, Chris	1	2004
* Wild, Ormond	1	1953
* Wiles, Bill	3	1935,36,37
* Wilhite, F.T. (Rusty)	1	1921
Wilkins, Christian	4	2015,16,17 ^{cc} ,18 ^{cc}
Willard, Jonathan	4	2009,10,11,12
Williams, Anthony	2	2001,02
Williams, Antonio	1	2022
Williams, Bobby	3	1947,48,49
* Williams, Bratton	2	1923,24
Williams, Braxton	2	1982,83
Williams, Braxton K.	4	1998,99,00,01
Williams, Brett	4	1993,94,95,96
Williams, DeShawn	4	2011,12,13,14
Williams, E.J.	3	2020,21,22
Williams, Eric	1	1996
Williams, Garrett	3	2015,16,18
Williams, Greg	3	2020,21,22
* Williams, Jack	3	1920,21,22
Williams, Jalen	4	2015,16,17,18
Williams, Jerome	2	1986,89
Williams, Jerrodd	2	2012,13
Williams, Jordan	3	2018,19,20
Williams, Keith	3	1983,84,85
Williams, Kwam	2	2005,06
Williams, LeAnthony	3	2018,19,20

* Williams, M.H.	2	1917,19
Williams, Mike	3	2013,14,16
* Williams, Pat	4	1985,86,87,88
Williams, Paul	1	1978
Williams, Perry	4	1983,84,85,86
Williams, Ray	4	1983,84,85,86
Williams, Rodney	4	1985,86,87,88 ^{cc}
Williams, Ronald	3	1990,91,92
Williams, Scott	4	1981,82,83,84
* Williams, Tommie	1	1904
Williams, Tommy	2	1953,54
Williams, Toney	3	1976,77,78
Williams, Tré	2	2021,22
Williams, Undre	2	1994,95
Williamson, Bobby	4	2002,03,04,05
Williamson, Jimmy	3	1972,74,75 ^{cc}
* William, Gene	2	1932,33
* Willis, Albert	1	1950
* Willis, Don	3	1936,37,38
* Wilson, C.C. (Red)	4	1921,22,23,24
Wilson, Jim	1	1959
Wilson, Mac	3	1969,70,71
Wilson, Mond	4	1994,95,96,97
Wilson, Pierre	4	1990,91,92,93
Wilson, Ralph	1	1944
* Windham, E.E.	1	1907
* Windham, Kermit	1	1936
Wingo, Billy	4	1973,74,75,76
Winslow, Charles	4	1992,93,94,95
Wirth, Frank	3	1969,71,72 ^{cc}
Wise, Frank	4	1972,73,74,75
* Withers, George	3	1950,51,52
Witherspoon, Derrick	4	1990,91,92,93
Witherspoon, Terry	4	1997,98,99,00
* Witsell, Fredric	3	1915,16,17 ^c
* Wofford, Brian	4	1996,97,98,99
Wood, Benji	1	1994
Woodaz, Wade	1	2022
* Woodruff, Foggy	3	1928,29,30
* Woods, Charlie	3	1936,37,38 ^c
* Woods, Fotsie	2	1941,45
Woods, Joe	2	1995,96
* Woods, Smith	1	1903
* Woodward, Henry	3	1932,33,34 ^c
Woodward, Morgan	3	1999,00,01
* Woodward, H.M. (Jake)	3	1900,09,10
Woelford, Donnell	4	1985,86,87,88 ^{cc}
* Wray, A.F. (Bull)	2	1921,22
* Wray, Jack	2	1924,25
Wright, Charlie	3	1940,41,42 ^c
Wright, Corico	4	2009,10,11,12
Wright, John	2	2009,10
Wright, Tom	2	1940,41
* Wrightenberry, Earl	3	1950,51,52
Wurst, Jim	3	1980,81,82
Wyatt, Antwan	3	1993,94,95
Wyatt, Charlie	2	1952,53
Wyatt, Rick	4	1976,77,78,79
* Wyndham, Wyndie	3	1948,49,50
Wynn, Stephon	3	1991,93,94
* Wyse, Fred	3	1935,36,37

Y

Player	VL	Year(s)
* Yarbrough, Mule	2	1929,30
* Yarbrough, Al	3	1933,34,35
Yauger, Ray	3	1968,69,70 ^{cc}
Yeargin, Richard	3	2015,16,18
Yeomans, Ken	1	1980
Young, Eric	3	1977,78,79
Young, Kyle	4	1998,99,00,01
Young, Will	3	1993,94,95
Youngblood, Kevin	3	2000,02,03
Yow, Ken	1	1983

Z

Player	VL	Year(s)
Zachery, Travis	3	1998,99,00
Zager, Emil	1	1958
Zanders, Lannden	2	2019,20
Zanders, Sam	2	1996,97
* Zeigler, F.M.	3	1920,21,22
Zeiler, David	1	1994
Zimmerman, Dawson	4	2008,09,10,11

* - deceased; ° - captain; °° - alternate captain;
 °° - co-captain; Note: **Bold**

HEAD COACHING RECORDS

#	Head Coach	Alma Mater	Years	Seasons	Games	Conf. Champ.	Top-25 Years	7 or less or OT	Conference	vs. Ranked
1	Walter Riggs	Auburn '93	1896,99	2	9	NA	NA	0-1	NA	NA
2	W.M. Williams	Auburn '96	1897	1	4	NA	NA	0-0	NA	NA
3	John Penton	Auburn '98	1898	1	4	NA	NA	0-0	NA	NA
4	John Heisman	Pennsylvania '92	1900-03	4	24	3	NA	2-3-2	11-1-2	NA
5	Shack Shealy	Clemson '00	1904	1	7	NA	NA	1-2-1	NA	NA
6	Eddie Cochems	Wisconsin '01	1905	1	6	NA	NA	0-1-1	NA	NA
7	Bob Williams ⁸	Virginia '02	1906,09,13-15,26	6	46	1	NA	8-6-6	4-0	NA
8	Frank Shaughnessy	Notre Dame '05	1907	1	8	NA	NA	2-2	NA	NA
9	John Stone	Vanderbilt '08	1908	1	7	NA	NA	0-3	NA	NA
10	Frank Dobson	Peddie Institute	1910-12	3	24	NA	NA	0-2-1	NA	NA
11	Wayne Hart	Georgetown (Ky.) '12	1916	1	9	NA	NA	1-1	NA	NA
12	Edward Donahue	Washington and Lee '16	1917-20	4	36	NA	NA	4-4-3	NA	NA
13	E.J. Stewart	Case Western Reserve	1921,22	2	18	0	NA	1-0-2	1-5	NA
14	Bud Saunders	Missouri '11	1923-26	4	28	0	NA	5-5-1	1-9-1	NA
15	Josh Cody	Vanderbilt '17	1927-30	4	41	0	NA	9-2-1	12-9	NA
16	Jess Neely	Vanderbilt '23	1931-39	9	85	0	1	14-14-7	18-13-2	1-0
17	Frank Howard	Alabama '31	1940-69	30	295	8	6	49-45-12	*100-48-5	9-31-1
18	Hootie Ingram	Alabama '55	1970-72	3	33	0	0	4-3	8-10	1-6
19	Red Parker	Arkansas A&M '53	1973-76	4	44	0	0	9-8-2	10-11-1	0-5
20	Charley Pell	Alabama '61	1977,78	2	23	1	2	6-2-1	10-1-1	2-3
21	Danny Ford ^f	Alabama '70	1978-89	12	129	5	7	26-19-4	44-14-1	20-12-1
22	Ken Hatfield	Arkansas '65	1990-93	4	46	1	3	8-5-1	19-10-1	8-7
23	Tommy West ^w	Tennessee '76	1993-98	6	59	0	0	6-14	21-19	4-12
24	Tommy Bowden	West Virginia '77	1999-08	10	117	0	4	19-23	43-32	13-23
25	Dabo Swinney ^s	Alabama '93	2008-22	15	200	8	13	35-19	99-19	40-24
Totals				127	1,301	27	36	209-184-45 (.529)	401-201-14 (.662)	98-123-2 (.444)

#	Head Coach	Aug./Sept.	Oct.	Nov.	Dec./Jan.	Bowl	Home	Away	Neutral	Overall	Win %
1	Walter Riggs	0-0	2-2	4-1	0-0	NA	0-0	3-3	3-0	6-3	.667
2	W.M. Williams	0-0	1-2	1-0	0-0	NA	0-0	2-2	0-0	2-2	.500
3	John Penton	0-0	1-1	2-0	0-0	NA	1-0	1-1	1-0	3-1	.750
4	John Heisman	0-0	10-2-1	9-1-1	0-0	NA	4-0	11-2-1	4-1-1	19-3-2	.833
5	Shack Shealy	0-0	2-2	1-1-1	0-0	0-0	1-1	1-1-1	1-1	3-3-1	.500
6	Eddie Cochems	0-0	2-0-1	1-2	0-0	0-0	0-0-1	2-2	1-0	3-2-1	.583
7	Bob Williams ⁸	2-0	9-9-5	10-10-1	0-0	0-0	6-2-2	12-12-3	3-5-1	21-19-6	.522
8	Frank Shaughnessy	1-0	2-1	1-3	0-0	0-0	2-2	1-1	1-1	4-4	.500
9	John Stone	1-0	0-3	0-3	0-0	0-0	1-1	0-3	0-2	1-6	.143
10	Frank Dobson	1-0	6-6	4-6-1	0-0	0-0	4-3	7-6	0-3-1	11-12-1	.479
11	Wayne Hart	1-0	1-3	1-3	0-0	0-0	2-1	1-1	0-4	3-6	.333
12	Edward Donahue	4-0	7-7-1	10-5-2	0-0	0-0	11-3-1	5-8-2	5-1	21-12-3	.625
13	E.J. Stewart	0-1	4-3-1	2-5-1	0-1	0-0	4-2	2-7-1	0-1-1	6-10-2	.389
14	Bud Saunders	2-2-1	4-8	4-7	0-0	0-0	7-6-1	3-9	0-2	10-17-1	.375
15	Josh Cody	6-0-1	16-1	7-9	0-1	0-0	13-0-1	9-8	7-3	29-11-1	.720
16	Jess Neely	10-4-2	15-18-3	17-13-2	1-0	1-0	16-3-2	20-27-4	7-5-1	43-35-7	.547
17	Frank Howard	34-18-4	54-57-4	72-39-4	5-4	3-3	81-30-2	72-81-8	12-7-2	165-118-12	.580
18	Hootie Ingram	3-5	6-8	3-8	0-0	0-0	7-9	3-12	2-0	12-21	.364
19	Red Parker	3-8-1	6-10-1	8-7	0-0	0-0	12-9-1	5-16-1	0-0	17-25-2	.409
20	Charley Pell	4-2	9-0	5-1-1	0-1	0-1	9-2	9-1-1	0-1	18-4-1	.804
21	Danny Ford ^f	26-11-2	36-8	28-8-2	6-2	6-2	53-12-3	36-15-1	7-2	96-29-4	.760
22	Ken Hatfield	10-4	11-5-1	9-3	2-1	1-1	22-3-1	8-9	2-1	32-13-1	.707
23	Tommy West ^w	9-11	9-10	12-4	1-3	1-3	18-13	12-12	1-3	31-28	.525
24	Tommy Bowden	29-14	21-15	18-11	4-5	3-5	45-17	23-22	4-6	72-45	.615
25	Dabo Swinney ^s	48-8	48-9	45-13	20-9	11-8	91-8	50-21	20-10	161-39	.805
Totals		194-88-11 (.681)	282-190-18 (.594)	274-163-16 (.623)	39-27 (.591)	26-23 (.531)	410-127-15 (.756)	298-282-23 (.513)	81-59-7 (.575)	789-468-45	.623

⁸ - coached five games in 1926; ^f - coached one game in 1978; ^w - coached one game in 1993; ^s - coached seven games in 2008; * - includes a 66-30-2 (.684) record in ACC games

COACHING RECORDS

WINS		
Category	Season	Career
Overall	15, Dabo Swinney (2018)	165, Frank Howard (1940-69)
Home	7, many	91, Dabo Swinney (2008-22)
Away	5, many	72, Frank Howard (1940-69)
Away/Neutral	8, Dabo Swinney (2016,18)	84, Frank Howard (1940-69)
ACC*	9, Dabo Swinney (2015,18-20,22)	107, Dabo Swinney (2008-22)
Conference*	9, Dabo Swinney (2015,18-20,22)	107, Dabo Swinney (2008-22)
Bowl	2, Dabo Swinney (2016,18)	11, Dabo Swinney (2008-22)
Top 25^	6, Dabo Swinney (2017)	40, Dabo Swinney (2008-22)
Top 10^	3, Danny Ford (1981)	20, Dabo Swinney (2008-22)
	3, Dabo Swinney (2015,16)	
By 7 Points or Less	7, Dabo Swinney (2016)	49, Frank Howard (1940-69)

WINNING PERCENTAGE		
Category	Season	Career
Overall	100.0 (12-0), Danny Ford (1981)	83.3 (19-3-2), John Heisman (1900-03)
	100.0 (15-0), Dabo Swinney (2018)	
Home	100.0 (7-0), many	*91.9 (91-8), Dabo Swinney (2008-22)
Away	100.0 (5-0), many	*70.4 (50-21), Dabo Swinney (2018-22)
ACC*	100.0 (9-0), Dabo Swinney (2015,18,19,22)	84.3 (107-20), Dabo Swinney (2008-22)
Conference*	100.0 (9-0), Dabo Swinney (2015,18,19,22)	84.3 (107-20), Dabo Swinney (2008-22)
Bowl	100.0 (2-0), Dabo Swinney (2016,18)	75.0 (6-2), Danny Ford (1978-89)
Top-25^	100.0 (5-0), Dabo Swinney (2016)	62.5 (40-24), Dabo Swinney (2018-22)
Top-10^	100.0 (3-0), Danny Ford (1981)	64.5 (20-11), Dabo Swinney (2008-22)
	100.0 (3-0), Dabo Swinney (2016)	
By 7 Points or Less	87.5 (7-1), Dabo Swinney (2016)	*64.8 (35-19), Dabo Swinney (2008-22)

* - includes ACC Championship Games; ^ - AP, coaches or CFP ranking; ° - minimum 15 games



FORMER HEAD COACHES

WALTER RIGGS 1896,99

Walter Riggs could easily be called the father of Clemson Football. He coached the football program at Clemson, not only because he had football experience, but he was also one of only two people on the Clemson campus to have ever seen a football game when the sport started in 1896. (The other person was Frank Thompkins who played in the backfield on Clemson's first team in 1896).

On Sept. 30, 1896, a small crowd gathered in one of the barracks' rooms and the group discussed the feasibility of organizing a football association. A committee of three was appointed to consult Professor Riggs as to management of a football team and to ask his aid as coach.

When the Tigers traveled to Furman for their first game on Oct. 31, 1896, it was the first time that many of the players had ever seen a full-sized regulation football field.

Riggs stepped down as football coach after the first season because the players wanted him to devote all his time to being a professor in the engineering department.

Riggs could easily be called a loyal man, as he answered the need of the Clemson football team again in 1899. The Clemson Athletic Association was low on money and could not afford to hire a coach. Therefore, he again answered the call of the school and became head coach in 1899 for free.

Riggs originally came to Clemson from Auburn. He graduated with top honors in 1893 with a B.S. degree in electrical and mechanical engineering. At Auburn, he was captain and catcher of the baseball team as well as the manager and left end of the football team. He also served as class president and was the director of the Glee Club.

Upon his graduation at Auburn, he was assistant to the president of the college until 1896, then he made his trek to Clemson.

Riggs later became president of Clemson on March 7, 1911 and in 1915, a new football stadium with other athletic facilities was named in his honor as Riggs Field. It is currently the home of the Tiger soccer team. In two years of coaching, Riggs guided the Tigers to a career record of 6-3.

W.M. WILLIAMS 1897

Clemson's second coach, W.M. Williams, was a native of West Point, Ga. He played at Auburn on the teams of 1894, 1895 and 1896, under the coaching of John Heisman. He was considered the best blocking halfback in the south. Williams led Clemson to the state championship and to a 2-2 season. During his time as coach, Clemson played two games in three days. Clemson was victorious over the Charlotte Y on October 23, but lost to North Carolina 28-0 on October 25.

JOHN PENTON 1898

The Tigers' third coach, J.A. Penton of Alabama, was captain and starting guard on the University of Virginia teams of

1893, 1894 and 1895. He was captain of the '95 Virginia team that beat North Carolina to win the Championship of the South. Penton also played fullback at Auburn in '97 under John Heisman's coaching. Under Penton, Clemson won 55-0 over Bingham in its first home game, as W.C. Forsythe kicked every point after touchdown (11). In his only season at Clemson, Penton guided Clemson to a 3-1 record and the state title.

JOHN HEISMAN 1900-03

One of the most famous football coaches in the nation, John Heisman, coached at Clemson from 1900-03. He turned Clemson from virtually an unknown college to a southern powerhouse at the turn of the century. Heisman attended Brown University, taking the two-year law course offered at that time, and was a center on the football team. During the fall of 1889, he transferred to Pennsylvania. He lettered in football at both schools and graduated from Pennsylvania in 1893.

In the spring of 1894, Walter Riggs was a graduate manager for the football team at Auburn. It fell on his shoulders to find a coach for the season of 1895. Riggs wrote to Carl Williams, the Pennsylvania captain of 1894, asking him to suggest a suitable coach. He replied recommending J.W. Heisman, an ex-Pennsylvania player, and his coach at Oberlin.

After several weeks, Riggs finally found Heisman in Texas, where he was raising tomatoes. Having sunk all of his capital into the tomato venture, he was glad to return to his old love. He readily went to coach at Auburn for \$500 a year.

His coaching career began at Oberlin in 1892 and lasted 36 years. It included positions at Akron, Auburn, Clemson, Georgia Tech, Pennsylvania, Washington & Jefferson and Rice. He had an overall career record of 185-70-17.

John Heisman invented the hidden ball trick, the handoff, the double lateral and the "flea flicker." He pioneered the forward pass, arguing that it would scatter the mob. Heisman also originated the center snap and the word hike (previously the center used to roll the ball on the ground to the quarterback).

Heisman guided Clemson to conference titles in 1900 and 1902, and he led the Tigers to their first unofficial "bowl game" in 1903, when Clemson and Cumberland met on November 26 for the "Championship of the South." Cumberland, who had earlier defeated Auburn, Alabama and Vanderbilt, was considered to be champion of the southern states of Louisiana, Mississippi, Alabama, Tennessee and Kentucky. The game was played on a neutral site, Montgomery, Ala. Cumberland and Clemson fought to an 11-11 tie. After the news got back to Clemson that the game was a tie, the students and the local townspeople built a bonfire and paraded around the campus.

Overall, Heisman took Clemson to a 19-3-2 record in his four seasons. His 83.3 winning percentage is still the best in Clemson history. He was also the Clemson baseball coach from 1901-03.

SHACK SHEALY 1904

Shack Shealy holds the distinction of being the only Tiger to have coached his alma mater. He lettered at Clemson from 1896-99 and later played two years at Iowa State. Shealy was a four-year starter playing right guard, end and in his senior year, he played in the backfield. He only coached Clemson one year (1904) and led the Tigers to a 3-3-1 record, including wins over Alabama, Georgia and Tennessee.

EDDIE COCHEMS 1905

Ed Cochems lettered at Wisconsin in 1899, 1900 and 1901. He was described as a great halfback or end on the strong Wisconsin teams at the turn of the century, including the 1901 undefeated team. In his playing career, he had a 100-yard kickoff return in a 35-0 win over Chicago in 1901, and had four touchdowns against Notre Dame in 1900. After his playing days, he immediately went into coaching. He was the head coach of North Dakota in 1902 and 1903 and served briefly as an assistant with former teammate, Art Curtis at Wisconsin in 1904.

Cochems led Clemson to a 3-2-1 record overall, including wins over Georgia and Auburn. After his Clemson career, he was head coach and athletic director at St. Louis in 1906. After the forward pass was legalized in 1906, Cochems did something with the pass at once in his first year at St. Louis, while other coaches stuck with the running game. He taught his players not to throw the ball end-over-end, but instead like a projectile - a spiral. He called this new weapon a projectile pass.

Historians credit Cochems as being the first coach to use and perfect the first legal pass in a game. The first studied refinements in throwing the ball, which led to the spiral, occurred in 1906 under Cochems. Brad Robinson of St. Louis threw the first forward pass to Jack Schneider on Sept. 5, 1906 in Waukensha against Carroll.

BOB WILLIAMS 1906,09,13-15,26

Bob Williams is one of the few coaches in the nation to have coached football at two rivals. Williams coached football at both Clemson and South Carolina. Before coming to Clemson, he coached at Davidson in 1905. He coached at South Carolina for two years and guided the Gamecocks to a 6-1 record in 1902 and an 8-2 slate in 1903.

In his career at South Carolina, he administered the most unexpected defeat of Clemson, as he beat a heavily favored Heisman team, 12-6 in 1902.

He served the Tigers as head coach a total of four terms (1906,09,13-15,26). Between 1915-26, Williams practiced law in Roanoke, Va. and was the city's mayor.

One of the highlights of his coaching career included leading the 1906 team to an unbeaten season (4-0-3), which included wins over Georgia, Auburn, Tennessee and a Heisman-coached Georgia Tech squad.

FRANK SHAUGHNESSY 1907

Frank Shaughnessy was known for his ability as a sports administrator. He served many positions, from a pro hockey coach to the International Baseball League Commissioner. A graduate in pharmacy at Notre Dame, he was captain of the baseball and football teams during his senior season. After his graduation in 1905, he coached baseball at Notre Dame. The summer before coming to Clemson, he played for Ottawa of the Eastern League. That summer, he played left field and ended the season with a .352 batting average. He played nine MLB games in 1905 and 1908 with Washington and the Philadelphia Athletics.

At Clemson, he coached the baseball teams during 1907 and 1908, and he was head football mentor in 1907, where he posted a 4-4 record.

Shaughnessy made his name in baseball, but he took part in many other sports. Besides being a sports legend at Notre Dame, he managed the NHL's Ottawa Senators to the 1915 Stanley Cup Finals and coached football teams at Clemson, Washington and Lee, and McGill. He retired as the president of the International Baseball league in 1960.

In a game against Kansas, Shaughnessy ran 107 yards for the only Irish score, as Kansas won the game 24-5. Football fields were 110 yards back then and touchdowns were five points. Shaughnessy passed away in 1969.

JOHN STONE 1908

John Stone is one of three coaches who graduated from Vanderbilt and later became head football coach at Clemson. While at Vanderbilt, he was a member of the All-Southern Football team for four years. He was a big man for his time, standing 6'2". Clemson was 1-6 in 1908, but the Tigers lost many of their star players and substitutes from 1907 due to a college prank that saw 306 students expelled.

FRANK DOBSON 1910-12

Frank Dobson was a pro baseball player before coming to Clemson, as he was the property of the Pittsburgh Nationals. Walter Riggs, President of the Clemson Athletic Association, thought it was unfair to keep shuffling coaches year after year. He offered Dobson a three-year contract, which was the first contract offered and signed by a Clemson coach.

At Clemson, he coached football, basketball and baseball. He was Clemson's first basketball coach, leading it to its only undefeated season (4-0) in history in the inaugural season (1911-12). In 1912-13, Clemson had a 9-5 record. He was head baseball coach from 1911-13.

WAYNE HART 1916

Wayne Hart served as head coach at Clemson in 1916 and coached the Tigers to a 3-6 record. Under Hart, the Tigers defeated Furman and South Carolina. He played three seasons at tackle for

FORMER HEAD COACHES

Georgetown. Hart also played one season at George Washington. He was a member of the All-South Atlantic team on four occasions. Hart also served as an assistant coach at Georgetown.

In 1913, Hart coached the Washington Vigilants, a professional football team, and did not lose a single contest. During his last two seasons prior to his arrival to Clemson, he coached various sports at Technical High School in Washington, D.C.

EDWARD DONAHUE

1917-20

Edward Donahue had to be one of the most organized men in the country. During the 1918-19 academic year, Donahue was the head coach of four Clemson sports... football, basketball, baseball and track. During his four-year career, he served as basketball and baseball coach for two years and head track coach for one season.

He was an outstanding athlete at Washington and Lee, where he played in the backfield on the football team and played catcher on the baseball diamond. Upon graduation, he was an assistant in football and was the head baseball and basketball coach.

E.J. STEWART

1921,22

E.J. Stewart was head football coach for two years at Clemson, 1921-22. However, he coached more than one sport during his stay at Tigertown. In the spring of 1921, Stewart coached the baseball and track teams while conducting spring football practice. During the fall, Stewart's football team had a 1-6-2 record, but he improved to a 5-4 slate in 1922. He went on to coach the track teams in 1922 and 1923.

Stewart was a standout athlete in football, baseball, basketball and track at Case Western Reserve University in Cleveland, Ohio. Upon his graduation, Stewart played, organized and served as head coach of the Massillon (Ohio) professional football team.

Stewart also coached at Nebraska and Texas. At Nebraska, he led the Cornhuskers to a combined record of 11-4 in 1916 and 1917. The Cornhuskers also captured the Missouri Valley Conference title during both seasons. After leaving Nebraska, he entered the automobile business as President and Treasurer of the Stewart Motor Co. Due to the economic conditions at the time, he decided to go back into coaching.

BUD SAUNDERS

1923-26

Bud Saunders graduated from Missouri in 1911 with a bachelor's degree in law. At Missouri, he played both football and basketball. Saunders wanted to play two other sports, but a conference rule forbid a student-athlete from participating in more than two sports.

Saunders served as football coach at Knox College before arriving at Clemson. In football, Saunders coached for four seasons from 1923-26. He also coached the basketball teams in 1924 and 1925. Saunders' best season in football came

during the 1923 campaign, as he led the Tigers to a 5-2-1 record.

JOSH CODY

1927-30

Josh Cody, fondly known as "big man," will always be a favorite to Clemson fans. Cody, a big man in stature at 6-2, 220 pounds, led Clemson to victories over South Carolina for four straight years. He is the only coach in Clemson history who has been around more than two seasons who never lost a football game to South Carolina. He also defeated Furman three straight years. Cody had a 13-0-1 record in home games and posted a 72-percent winning mark overall, the fourth-best mark in Clemson history.

After a 5-3-1 start in the 1927 season, Cody guided the Tigers to back-to-back 8-3 seasons in 1928 and 1929. On May 6, 1929, to show appreciation, Cody was given a new Buick by the alumni, student body and faculty.

In his final season (1930), the Tigers finished with a record of 8-2. Cody also coached basketball at Clemson for five seasons and guided Clemson to a 16-9 slate in 1930. During the 1928-30 seasons, he guided Clemson to a 22-4 mark at home. Cody went on to coach Temple's men's basketball team from 1942-52. He took the Owls to their first NCAA Tournament in 1944.

JESS NEELY

1931-39

Clemson played in its first bowl game under Jess Neely in the 1940 Cotton Bowl. The Tigers, unknown at the time, became a household word after defeating heavily-favored Boston College 6-3 in the Cotton Bowl. It was the Tigers' first victory over a top-20 ranked team in school history. Clemson had a 43-35-7 record during Neely's tenure.

Neely came to Clemson in 1931 and his recruitment of Banks McFadden took Clemson to another level. In 1938, Neely coached Clemson to a second-place finish in the Southern Conference with a 7-1-1 record.

In 1939, Banks McFadden became Clemson's second All-American, and the team concluded the season with a trip to Dallas for the Cotton Bowl. Neely left Clemson in January 1940 and moved on to Rice, where he took that school to new heights. Neely is a member of the College Football Hall of Fame. Neely's landmark accomplishments in the 1930s at Clemson contributed significantly to Clemson's outstanding football tradition.

FRANK HOWARD

1940-69

Frank Howard succeeded Jess Neely in 1940 when Neely moved on to Rice. He got the job when he seconded his own nomination during a meeting of the president and athletic council. He signed a one-year contract, then lost the document and never had another in his 30 years as head coach.

He graduated from Alabama in 1931, where he was a star lineman. He played in the 1930 Rose Bowl, then started his

coaching career under Neely at Clemson in 1931, and was a part of a rebirth of Tiger football in the late 1930s. He was an assistant on the 1939 team that posted a 9-1 mark and beat Boston College 6-3 in the Tigers' first bowl game.

In 1940, he began his head coaching career with a bang as he won the Southern Conference title, the first of eight conference titles that Howard won in his coaching career, a feat that wouldn't be matched at Clemson until Dabo Swinney's eighth conference crown in 2022.

Howard had his most successful season in 1948 when he took Clemson to an 11-0 record, the Tigers' first perfect season since 1900. The campaign included a Southern Conference championship, a Gator Bowl win over Missouri and a No. 11 final ranking. He nearly duplicated the feat in 1950 when he guided Clemson to a No. 10 AP final ranking, a 9-0-1 finish and a 15-14 win over Miami (Fla.) in the Orange Bowl.

When he retired in 1969, Howard was the fifth-winningest coach in the nation with 165 victories, quite an accomplishment considering only 38 percent of his games were at home. He had 96 wins as an ACC coach and captured six (five outright and one co-championship) ACC titles, a record Bobby Bowden broke in 1998. Howard's teams appeared in six bowl games, 63 of his players were drafted by the NFL, and 37 played in the league.

Howard, a native of Barlow Bend, Ala., had six top-20 seasons, won eight conference titles (two Southern, six ACC), won 100 conference games and was a two-time ACC Coach-of-the-Year. He coached 25 academic All-ACC selections and five Academic All-Americans. Eleven of his players were chosen on-the-field All-Americans. Howard was inducted into the College Football Hall of Fame in 1989 and he was inducted into the Clemson Ring of Honor in 1994.

HOOTIE INGRAM

1970-72

Hootie Ingram will be best remembered as the coach who made the Tiger Paw famous. Before his first year as head coach in 1970, Clemson introduced the Tiger Paw as the official logo of Clemson University's Athletic teams.

Ingram graduated from Alabama in 1955. He also received his master's degree in school administration from Alabama and later became Crimson Tide athletic director. The native of Tuscaloosa, Ala., was an All-SEC defensive back for the Crimson Tide as a senior. He had his best season (5-6) at Clemson in 1971. He also finished second in the ACC standings with a 4-2 league mark in 1971. He was later inducted into the Orange Bowl Hall of Fame.

RED PARKER

1973-76

Red Parker spent four years at Clemson as head coach. His 1974 squad lived up to the theme "Excitement Galore, Clemson Football '74" and had a 7-4 record, with victories over Georgia, Georgia Tech and South Carolina. Before arriving in Tiger-

town, Parker spent seven years (1966-72) as head coach at The Citadel. He guided the Bulldogs to a 8-3 record during in the 1971 campaign.

Parker earned a bachelor's degree in physical education from Arkansas A&M in 1953. He earned three letters each in football, basketball and track, as a running back/defensive back, second baseman/shortstop and sprinter. He later served as head coach at Harmony Grove High School in Arkansas. He died Jan. 4, 2016.

CHARLEY PELL

1977,78

Charley Pell, who was Clemson's head coach in 1977,78 authored college football's Cinderella story in 1977. The Albertville, Ala. product took a team that was 3-6-2 in 1976, and led the 1977 Tigers to an 8-2-1 regular-season mark and a berth in the Gator Bowl. It was Clemson's first final top-20 season since 1959. He coached Clemson to a 10-1 regular season in the 1978 season before he left to become head coach at Florida. Clemson's 1978 team beat Ohio State in the Gator Bowl and finished ranked No. 6 in the AP poll in his second year as Clemson's head coach.

He was a near unanimous choice as ACC Coach-of-the-Year in 1977 and 1978, the first coach, regardless of sport, to win ACC Coach-of-the-Year honors in each of his first two years. A two-way starter and three-year letterwinner at Alabama, Pell was on its 1961 national championship team.

He came to Clemson in 1976 and served as assistant head coach and defensive coordinator. Pell passed away in June 2001 after battling cancer.

DANNY FORD

1978-89

Danny Ford had an auspicious beginning to his head coaching career. He gained a 17-15 win over Ohio State in the 1978 Gator Bowl. The 30-year-old coach, the youngest in Division I at the time, also defeated a college football legend in a contest that put Clemson on the national map, as he defeated Woody Hayes in the latter's last game. He had taken over the coaching reigns on Dec. 10, 1978 when Charley Pell resigned to become head coach at Florida.

Ford kept things going in 1979 with wins over Georgia and Notre Dame and another trip to a bowl (Peach). In 1981, he helped Clemson reach the summit of college football by winning the national title. His Tigers downed three top-10 teams during the course of the 12-0 season that concluded with a 22-15 win over Nebraska in the Orange Bowl. Ford was named National Coach-of-the-Year.

The wins continued in 1982 and 1983, as Clemson had consecutive 9-1-1 years. Clemson finished in the top 12 in both years, and had a 30-2-2 record over a three-year period, best in the nation.

Clemson won three straight ACC titles under his guidance between 1986-88. In 1989, Clemson registered a 10-2 season and top 12 national ranking, the fourth straight season Clemson finished in the

FORMER HEAD COACHES

final AP top 20. He closed his career with a 27-7 win over West Virginia in the Gator Bowl, his sixth bowl win in eight tries and his fourth in succession.

Ford was the third winningest active coach in the nation on a percentage basis at the end of the 1989 season. He finished with a 96-29-4 career ledger at Clemson. Ford finished his Tiger career with a 76-percent winning percentage and five ACC championships.

The 1969 Alabama graduate is still the youngest coach to win the national title, as he was just 33-years-old when the Tigers shocked the college football world in 1981. He coached 71 First-Team All-ACC selections and 26 All-Americans. Forty-two of his former Tigers were drafted by the NFL, and he earned 18 wins over AP top-20 teams during his career. Additionally, 11 of his former players won Super Bowl championship rings. At one stretch, his teams were ranked in the AP top 20 for 41 straight polls, a Tiger record. He had a 31-13-1 record against 15 coaches who are now in the Hall of Fame.

Ford is a member of the Clemson Hall of Fame, the state of South Carolina Hall of Fame and the Orange Bowl Hall of Fame.

Ford was an All-SEC pick and All-SEC Academic choice at Alabama. He attended Alabama initially on a basketball/football scholarship, but he only played football after his freshman season. Ford played in three bowl games for the Crimson Tide. He later served as head coach at Arkansas from 1994-97. Ford was inducted into the Clemson Ring of Honor on Aug. 31,

2013 and was inducted into the College Football Hall of Fame in December 2017.

KEN HATFIELD 1990-93

Ken Hatfield led the Tigers to a 32-13-1 record during his four-year tenure, led the squad to three bowl appearances and an ACC championship. With a victory over Illinois in the 1991 Hall of Fame Bowl, Hatfield became the first Clemson coach to win 10 games in his first year and his .833 winning percentage was the best for a first-year Clemson coach since 1900, when John Heisman was 6-0. That season included six victories over teams with winning records, more than any other team that year with the exception of National Champion Georgia Tech.

Hatfield was also just the eighth coach in the previous 13 years to take a team to a top-10 AP final ranking in his first year with the program, as the Tigers finished the year No. 9 in the AP poll. The Helena, Ark. native would also lead the 1991 and 1993 Tiger teams to top 25-rankings. Clemson became the third school that Hatfield coached to a top-20 ranking, as his 1983 Air Force team ranked No. 15 and he led four Arkansas teams to top-20 rankings. He became the sixth coach in NCAA history to accomplish that feat.

Hatfield played for three years at Arkansas (1962-64) and was a starter on the 1964 National Championship team. The defensive back earned his fame as the nation's top punt returner in 1963 and 1964. He was the first player to finish in

the top two in the nation in punt returns three straight years, as he finished second in 1962. He retired as Rice's head coach in 2005 with 168 career wins. He is now retired and living in Arkansas.

TOMMY WEST 1993-98

Tommy West's five-year resumé as Clemson head coach included four bowl appearances, 12 road victories, 86 school records and previously unparalleled academic excellence. West took Clemson to three straight bowl games between the 1995 and 1997 seasons, just the second Clemson coach in history to take the Tigers to bowl games in three straight seasons.

Academically, 61 Tigers made the ACC Academic Honor Roll in his last four years, twice as many as the best previous four-year total in school history.

West took over as head coach on Nov. 29, 1993 and less than a month later had a bowl victory. The former Tennessee tight end succeeded Ken Hatfield, who left four days after a victory over South Carolina to end the 1993 season.

It was West's second tour of duty with Clemson. He had been a linebackers coach under Danny Ford between 1982-89. Clemson was 69-20-4 and had six AP top 20 finishes in that eight-year era.

West coached the Tigers in the 1993 Peach Bowl, a thrilling 14-13 win over Kentucky. He became the first coach in college history to win a bowl game in his first game without having coached the team in any capacity earlier in the year.

West's best season was 1995, as Clemson finished the regular season with five straight victories by 17 points or more and was invited to the Gator Bowl. Clemson was ranked in the top 25 of every poll at the end of the 1995 regular season. That Clemson team also finished fourth in the nation in rushing offense.

West recruited some of the top players in Tiger history. The school was in the top 10 in the nation in NFL draftees during the 1998 and 1999 selection process, and all 11 players were recruited by West. The list included three first-round defensive picks (Trevor Pryce, Anthony Simmons, Antwan Edwards). Clemson was the only school in the nation to have six defensive players drafted in 1999 and the only school to have a first-round defensive pick in 1997, 1998 and 1999.

The native of Gainesville, Ga. finished his career with a 31-28 record and had four wins over top-25 teams. He was the head coach at Memphis from 2001-09 and he led the Tigers to a nine-win season and the program's first bowl appearance in 32 years in 2003. He took Memphis to five bowls overall, and overall he coached in nine bowl games as a head coach. West was the defensive coordinator at Southern Mississippi in 2012 and is currently an assistant coach at Middle Tennessee.

TOMMY BOWDEN 1999-08

Tommy Bowden was a consistent winner over his nine-and-a-half years as Clemson's head coach. From 1999-08,

he never had a losing season, and that included a streak of eight consecutive winning seasons from 2000-07. During those seasons, only four other Division I coaches had a winning season in all eight of those years with the same program.

Bowden was a two-time ACC Coach-of-the-Year, joining Frank Howard, Charley Pell and Danny Ford (and later Dabo Swinney) with that distinction. He first won the honor in 1999, his first year when he took over a team that had been 3-8 the previous season, to a 6-6 season against a top-10 schedule according to the Sagarin ratings. Clemson played three undefeated teams during the regular season (Marshall, Virginia Tech, Florida State).

His first year included a nationally-televised game against Florida State that featured the first-ever Division I coaching matchup of father and son. Bobby Bowden's Seminoles won that game by a score of 17-14, Florida State's closest game in an undefeated national championship season. The game attracted over 85,000 fans and the largest media contingent in the history of Memorial Stadium. There were nine Bowden Bowls overall, with Bobby winning five games, but Tommy won four of the last five contests.

Bowden took Clemson to an 8-0 start and a No. 3 national ranking in 2000 before finishing with a 9-2 regular-season record and a No. 14 final ranking. The regular season concluded with a 16-14 victory over a top-25 South Carolina team. A 50-yard pass from Woodrow Dantzler to Rod Gardner is regarded as one of the most-exciting plays in Clemson history. The following year, Dantzler went on to become the first quarterback in Division I history to reach 2,000 passing yards and 1,000 rushing yards in a single season.

Bowden also won ACC Coach-of-the-Year honors in 2003 when he led the Tigers to a 9-4 record. That season, the Tigers won their last four games, including a 26-10 win over No. 3 Florida State. Clemson defeated South Carolina 63-17 in the regular-season finale and completed the season with a 27-14 win over No. 6 Tennessee in the Peach Bowl. Clemson finished the year in the top 25 of both polls as well.

Bowden finished with a 7-2 record against the Gamecocks. At the time of his departure, the 77.8 winning percentage was the best in school history among Clemson coaches who served the program at least five seasons. All seven of his victories were over Hall of Fame Head Coaches Lou Holtz and Steve Spurrier.

After a 3-3 start to the 2008 season, Bowden resigned on October 13, four days after a 12-7 loss at Wake Forest. He had a 72-45 record (.615) at Clemson for those nine-and-a-half seasons. Bowden never had a losing season, overall or in the ACC, during his nine complete seasons. He led the Tigers to eight bowl games.

Bowden now resides in Florida.



FORMER HEAD COACH KEN HATFIELD (RIGHT)
ALONGSIDE DABO SWINNEY AND DEXTER DAVIS.

ASSISTANT COACHES

ADAMS, DWIGHT (Henderson State '58) - Linebackers 1973-75; Defensive Ends 1976-78
AGNEW, F.H. - 1918
AKE, WALLY (William & Mary '72) - Inside Linebackers 1990-93
ALDRIDGE, MILES (Gardner-Webb '71) - Linebackers 1985-89; Defensive Coordinator/Defensive Backs 1993,94; Outside LB/Co-Coordinator, 1995
ALLISON, RODNEY (Texas Tech '78) - Defensive Ends 1999-02
ANDERSON, WILLIE (Clemson '75) - Head J.V. 1977-79; Tight Ends 1979; Defensive Ends 1980,81; Defensive Linemen 1982
ANDREWS, MICKY (Alabama '65) - Coordinator/Def. Backs 1977,78; Defensive Backs 1979,80
AUSTIN, THOMAS (Clemson '09) - Offensive Linemen 2022
BAKER, ART (Presbyterian '53) - Freshmen 1965; Offensive Backs 1966-69
BANKS, B.C. (STUMPY) (Clemson '18) - Backs 1920,21
BARFIELD, DOUG (Southern Mississippi '57) - Offensive Backs 1970,71
BASS, TOM (Maryville '60) - Freshmen 1967-69; Defensive Linemen 1970-72; Defensive Ends 1973-75; Offensive Backs 1976; Administrative Assistant 1977-79
BATES, TODD (Alabama '05) - Defensive Linemen 2017; Defensive Tackles 2018,19; Recruiting Coordinator/Defensive Tackles 2020,21

BECKISH, LARRY (Wichita State '63) - Offensive Ends 1968-70; Freshmen 1972; Offensive Ends 1973-76
BECKMAN, LARRY (Florida '66) - Offensive Linemen 1990-92
BIBEE, DAVID (Tennessee '75) - Outside Linebackers 1997; Defensive Backs 1998
BISACCIA, RICH (Yankton '83) - Running Backs 1993-98
BLACKWELL, DAVID (East Carolina '97) - Linebackers/Recruiting Coordinator 2003-06; Linebackers 2007,08
BOLT, WAYNE (East Carolina '79) - Tight Ends 1986-89
BOWMAN, R.V.T. - Assistant 1896-98
BRINSON, LARRY (Florida '83) - Running Backs 1990-1993
BROOKS, DAN (Western Carolina '76) - Defensive Tackles 2009,10; Associate Head Coach/Defensive Tackles 2011-16
BUGAR, MIKE (Florida State '67) - Defensive Linemen 1977-79
BURNS, BURTON (Nebraska '76) - Running Backs 1999-06
BURSON, JOE (Georgia '66) - Freshmen 1970; Defensive Ends 1971,72; Defensive Backs 1973-76
BUSTLE, RICKY (Clemson '77) - Defensive Backs 1979
CALDWELL, ROBBIE (Furman '77) - Offensive Linemen 2011-21
CARLTON, BOBBY (Newberry '67) - Freshmen 1975

CARSON, JULES (Clemson '14) - Freshmen 1915, 1927-30
CARTER, RONNIE (Arkansas A&M '67) - Freshmen 1973,74; Offensive Linemen 1975
CHRISTENSEN, CLYDE (North Carolina '79) - Co-Offensive Coordinator/Quarterbacks 1993-95
COHEN, RUSS (Vanderbilt '17) - Defensive Back 1947-54
CONE, FRED (Clemson '51) - Recruiting Coordinator 1961-72
CONN, MICKEY (Alabama '95) - Safeties 2017-20; Special Teams Coordinator/Safeties 2021; Co-Defensive Coordinator/Safeties 2022
CONOVER, LARRY - Linemen 1920
COX, CARY (Clemson '49) - Freshmen 1949
COX, WALTER (Clemson '39) - Offensive Linemen 1940,43,44,46-50
CRAIG, JOHNSON - Freshmen 1933
CROWE, JACK (UAB '70) - Quarterbacks 1986-88
D'ANDREA, BILL (Indiana State '72) - Graduate Assistant 1983; Offensive Linemen 1986-89
DAVIS, JOE (Southwestern) - Ends 1931-39
DENNING, DON (Presbyterian '60) - Recruiting Coordinator 1981; Defensive Backs 1982-85
DICKERSON, RON (Kansas State '71) - Defensive Coordinator 1991,92
DILLARD, BILL (Clemson) - Freshmen 1937,38
EARLE, JAMES (Clemson '89) - Tight Ends 1993,94
EASON, NICK (Clemson '01) - Defensive Run Game Coordinator/Defensive Tackles 2022

ELLIOTT, TONY (Clemson '02) - Running Backs 2011-14, Co-Offensive Coordinator/Running Backs 2015-19, Offensive Coordinator/Running Backs 2020; Assistant Head Coach/Offensive Coordinator/Tight Ends 2021
EMORY, ED (East Carolina '60) - Freshmen 1973; Offensive Backs 1974,75; Offensive Linemen 1976
ENSMINGER, STEVE (LSU '79) - Offensive Coordinator/QBs 1997,98
FORD, DANNY (Alabama '70) - Assistant Head Coach/Offensive Linemen 1977,78
FOX, LAWRENCE - 1919,20
FRATZER, R.A. - 1908
FRITTS, GEORGE (Clemson '42) - Linemen 1943
GANDY, ARTHUR - Freshmen 1914
GANTT, JOHN W. (Clemson) - Backs 1903-07
GEE, J. B. (Clemson '07) - Linemen 1927
GETTYS, E.F. (Clemson '22) - Linemen 1922
GILLIAM, TINK - Freshmen 1925,26
GOODALE, B.E. (Big Ben) (Clemson) - Freshmen 1922,25,29
GOODMAN, JIM (Florida '74) - Recruiting Coordinator 1991-1993
GOODWIN, WES (Mississippi State '07) - Defensive Coordinator/Linebackers 2022
GRACE, RONNIE (Clemson '62) - Freshmen 1968,69; Defensive Linemen 1970
GRISHAM, TYLER (Clemson '09) - Wide Receivers 2020,21; Recruiting Coordinator/Wide Receivers 2022
GUYON, JOE (Carlisle Institute) - Linemen 1928,29
HALEY, BRICK (Alabama A&M '89) - Outside Linebackers 1998
HALL, LEMANSKI (Alabama '08) - Defensive Ends 2018-22
HALLMAN, CURLEY (Texas A&M '69) - Linebackers 1979,80; Defensive Backs 1981
HAMILTON, S.S. - 1922
HARBISON, CHARLIE (Gardner-Webb '82) - Defensive Backs 1995-97,08; Co-Defensive Coordinator/Defensive Backs 2009-12
HARPER, SMOKEY - 1927
HARPER, TOM (Kentucky '53) - Assistant Head Coach, Defensive Linemen 1981-88
HARVEY, BYARS (Clemson '28) - Linemen 1928
HEFFNER, PETE - Backs 1930-32
HERRIN, LES (Western Carolina '71) - Linebackers 1981-84, Defensive Linemen 1989-1993; Assistant Head Coach/Defensive Linemen 1993,94,96-98, Assistant Head Coach/Tight Ends/Tackles 1995
HERRING, REGGIE (Florida State '81) - Inside Linebackers 1993-01, Defensive Coordinator 1997-01
HINES, JACK (West Virginia '71) - Defensive Backs 1999-01; Linebackers 2002; Whips/Rovers 2003; Tight Ends 2004,05
HINSHAW, ROGER (App State '72) - Outside Linebackers, 1990-1993
HINSON, RANDY (Clemson '36) - Freshmen 1939,40; 1946-48
HOAGLAND, EARL (Purdue) - Offensive Backs 1935,36
HOBBY, MARION (Tennessee '95) - Defensive Linemen 2005; Defensive Ends 2011; Co-Defensive Coordinator/Defensive Ends 2012-16
HOLLAND, JIM (App State '71) - Freshmen 1975
HOLLAND, JOE (Clemson '07) - Backs 1909
HOLLAND, LAWSON (Clemson '75) - Receivers 1979-85
HOWARD, FRANK (Alabama '31) - Linemen 1931-39
JOHNSON, BOBBY (Clemson '73) - Defensive Coordinator/Defensive Backs 1993.
JOHNSON, ELLIS (The Citadel '75) - Outside Linebackers 1993-96; Defensive Linemen 1995; Co-Defensive Coordinator 1995; Defensive Coordinator 1996
JONES, BOB (Clemson '30) - Freshmen 1931-39; Offensive Ends/Defensive Ends 1940-65; Defensive Ends 1965-69
JORDAN, WHITEY (Clemson '59) - Freshmen 1959-64; Offensive Ends 1965-67; Offensive Coordinator 1968,69,93; Offensive Linemen 1970; Offensive Ends 1971,72



MARION HOBBY SERVED TWO STINTS AS AN ASSISTANT COACH AT CLEMSON.

ASSISTANT COACHES



DABO SWINNEY SERVED AS AN ASSISTANT COACH AT CLEMSON FOR SIX SEASONS (2003-08).

KINES, JOE (Jacksonville State '66) - Linebackers 1977-78
KING, BUDDY (Clemson '73) - Offensive Linemen 1976-82
KIRK, JERRY (East Tennessee State '63) - Defensive Linemen 1977
KOENNING, VIC (Kansas State '83) - Defensive Coordinator/Defensive Backs 2005-08
LAYCOCK, JIMMYE (William & Mary '70) - Offensive Coordinator/Offensive Backs 1977-79
LATINA, JOHN (Virginia Tech '79) - Offensive Linemen 1993-98
LONG, BOBBY (Clemson '69) - Recruiting Coordinator 1968-70
LOVETT, JOHN (C.W. Post '73) - Defensive Coordinator/Defensive Backs 2002-04
MacINTYRE, GEORGE (Miami (Fla.) '61) - Defensive Backs 1970-72
MAJOR, C.S. (Auburn) - Linemen 1913
MAXWELL, JOHN (Clemson '04) - Backs 1904
MAY, T.E. - 1922-24
McCORVEY, WOODY (Alabama State '72) - Tight Ends 1983-85; Wide Receivers 1986-89
McFADDEN, BANKS (Clemson '40) - Defensive Backs 1941, 46-49; Freshmen 1950-54; Defensive Backs 1955-69
McLELLAN BILL (Clemson '54) - Freshmen 1966-69
McLEOD, A.P. (Furman) - Linemen 1927
McMILLAN, GOAT (Clemson '30) - Offensive Backs 1937-41, 46-54; Freshmen 1955-64
McWHORTER, MAC (Georgia '73) - Offensive Tackles/Tight Ends 1996-98
MOODY, DARRELL (NC State '70) - Offensive Coordinator/Quarterbacks 1996
MOORE, TOM (The Citadel '67) - Junior Varsity 1971-75; Defensive Backs 1976; Receivers 1977,78; Graduate Assistant 1988
MORRIS, CHAD (Texas A&M '92) - Offensive Coordinator/Quarterbacks 2011-14
MORRIS, W.C. - 1916,19
MOSS, C.S. (Clemson) - Freshmen 1933
MURRY, DON (Arkansas A&M '66) - Offensive Coordinator/Quarterbacks 1974,75, Running Backs 1973-76

NAPIER, BILLY (Furman '03) - Tight Ends 2006; Tight Ends/Recruiting Coordinator 2007,08; Quarterbacks/Recruiting Coordinator 2008; Offensive Coordinator, Quarterbacks 2009,10
NORMAN, ROCK (Roanoke '15) - Freshmen 1940-42,46-54
NORWOOD, GORDON (Arkansas '69) - Freshmen 1970-72
O'CAIN, MIKE (Clemson '77) - Graduate Assistant 1977; Quarterbacks 2000-04; Offensive Coordinator 2004
OLIVER, BILL (Alabama '62) - Defensive Backs 1986-89; Defensive Coordinator 1989
ORGE, FRANK (Georgia '61) - Defensive Linemen 1980
OWEN, DUKE (Georgetown '53) - Freshmen 1970; Offensive Linemen 1971-75
PADGETT, FRANK (Clemson '21) - Linemen 1926
PATTON, BOB (Clemson '53) - Freshmen 1966
PEARMAN, DANNY (Clemson '87) - Offensive Tackles & Tight Ends 2008; Assistant Head Coach/Offensive Tackles/Tight Ends 2009,10; Assistant Head Coach/Special Teams Coordinator/Tight Ends 2011-20
PELL, CHARLEY (Alabama '63) - Assistant Head Coach/Defensive Coordinator 1976
POWELL, ANDRÉ (Indiana '89) - Running Backs 2007-08; Running Backs/Special Teams Coordinator 2009,10
RAMSEY, GEORGE - Backs 1933,35
REED, MIKE (Boston College '94) - Defensive Backs 2013-17; Cornerbacks 2018-21; Assistant Head Coach/Special Teams Coordinator/Cornerbacks 2022
REEDY, CHUCK (Appa State '71) - Offensive Backs 1978-89
RICHARDS, CUL - Linemen 1924,25
RICHARDSON, KYLE (App State '01) - Passing Game Coordinator/Tight Ends 2022
RODRIGUEZ, RICH (West Virginia '86) - Assistant Head Coach/Offensive Coordinator/Quarterbacks 1999,00
ROGERS, TOM (Duke) - Ends 1942
RUMPH, CHRIS (South Carolina '94) - Defensive Linemen 2006-10

SATTERFIELD, STEVE (South Carolina '60) - Freshmen 1971; Offensive Backs 1972,73
SANDERS, RED (Vanderbilt '26) - Backs 1928-30
SCHILLETTER, WILLIAM A. (Clemson '15) - Linemen 1915,19
SCOTT, BRAD (South Florida '79) - Assistant Head Coach/Tight Ends 1999-03; Assistant Head Coach/Offensive Coordinator 2000-03; Assistant Head Coach/Offensive Linemen 2004-06; Associate Head Coach/Offensive Linemen 2007-10
SCOTT, JEFF (Clemson '02) - Wide Receivers 2008, Recruiting Coordinator/Wide Receivers 2009-14; Co-Offensive Coordinator/Wide Receivers 2015-19
SEGARS, KEN (Clemson) - Freshmen 1939
SHAW, ED - Backs 1921
SHIVELY, DOUG (Kentucky '59) - Linebackers 1970-72
SMITH, BOB (Furman '34) - Defensive Linemen 1950-62; Defensive Coordinator/Defensive Linemen 1963-65, Defensive Coordinator/Linebackers 1966-69
SMITH, THIELEN (LSU '77) - Defensive Linemen 1999-03; Whips/Rovers 2004
SPENCE, ROB (Iona '81) - Offensive Coordinator/Quarterbacks 2005-08
SPILLER, C.J. (Clemson '09) - Running Backs 2021,22
STEELE, KEVIN (Tennessee '81) - Defensive Coordinator/Linebackers 2009-11
STEELMAN, HAROLD (Arkansas '55) - Defensive Linemen 1973-76
STOCKSTILL, RICK (Florida State '82) - Quarterbacks 1989-93; Wide Receivers 1994-02; Passing Game Coordinator 1993; Co-Offensive Coordinator 1993-95; Recruiting Coordinator 1998-02
STOKLEY, NELSON (LSU '68) - Quarterbacks 1980-85; Offensive Coordinator 1982-85
STREETER, BRANDON (Clemson '99) - Recruiting Coordinator/Quarterbacks 2015-19, Passing Game Coordinator/Quarterbacks 2020,21; Offensive Coordinator/Quarterbacks 2022

SWINGER, BILL (South Carolina State '65) - Freshmen 1973-75
SWINNEY, DABO (Alabama '93) - Wide Receivers 2003-06; Assistant Head Coach/Wide Receivers 2007,08
TROTT, BOBBY (North Carolina '76) - Defensive Coordinator 1990
VAN DER HEYDEN, LARRY (Iowa State '62) - Offensive Linemen 1979-92, Offensive Coordinator 1990-92
VENABLES, BRENT (Kansas State '92) - Defensive Coordinator/Linebackers 2012-17, Associate Head Coach/Defensive Coordinator/Linebackers 2018-21
WADE, DON (Clemson '52) - Freshmen 1953-58; Offensive Linemen 1959-67; Administrative Assistant 1983-88
WALLER, CHARLEY (Oglethorpe '42) - Offensive Backs 1957-65
WARE, BILLY (Clemson '70) - Defensive Backs 1978; Defensive Ends 1979; Administrative Assistant 1980
WEST, RON (Clemson '79) - Offensive Linemen 1999-03; Outside Linebackers 2004-08
WEST, TOMMY (Tennessee '75) - Defensive Ends 1982-89
WHITE, W.P. (Clemson '10) - Offensive 1910
WHITT, RICK (Catawba '76) - Defensive Backs 1980,81; Defensive Ends 1982,83
WILD, ORMAND (Clemson '54) - Freshmen 1965
WILLIAMS, R.C. - 1908
WILSON, RICHARD (Arkansas '81) - Wide Receivers 1990-92
WISE, CARL (King '37) - Offensive Backs 1955,56
WRENN, CLYDE (NC State '65) - Freshmen 1972; Recruiting Coordinator 1973-77, 1985-90
YOUNG, THEO (Arkansas '88) - Wide Receivers 1993

Note: Only includes coaches who served in a full-time capacity during the regular season.

PRO PLAYERS (ALL OUTDOOR LEAGUES)

ABDULLAH, RAHIM, OLB (1998)
Cleveland Browns, 1999,00
Edmonton Eskimos (CFL), 2002-04
Calgary Stampeders (CFL), 2005,06

ADAMS, GAINES, DE (2006)
Tampa Bay Buccaneers, 2007-09
Chicago Bears, 2009

ADAMS, KEITH, LB (2000)
Dallas Cowboys, 2001,02
Berlin Thunder (NFLE), 2002
Philadelphia Eagles, 2002-05
Miami Dolphins, 2006
Cleveland Browns, 2007

ALEXANDER, KEVIN, DE (2009)
Denver Broncos, 2010

ALEXANDER, MACKENSIE, CB (2015)
Minnesota Vikings, 2016-19,21
Cincinnati Bengals, 2020

ALLEN, DWAYNE, TE (2011)
Indianapolis Colts, 2012-16
New England Patriots, 2017,18

ALLEN, TERRY, TB (1989)
Minnesota Vikings, 1991-94
Washington Redskins, 1995-98
New England Patriots, 1999
New Orleans Saints, 2000
Baltimore Ravens, 2001

ANCHRUM, TREMAYNE, OL (2019)
Los Angeles Rams, 2020-22

ANTHONY, STEPHONE, LB (2014)
New Orleans Saints, 2015,16,19
Miami Dolphins, 2017,18

ARIRI, OBED, PK (1980)
Washington Federals (USFL), 1983
Tampa Bay Buccaneers, 1984
Washington Redskins, 1987

AUSTIN, CLIFF, TB (1982)
New Orleans Saints, 1983,84
Atlanta Falcons, 1984-86
Tampa Bay Buccaneers, 1987

AUSTIN, THOMAS, C (2009)
New England Patriots, 2010
Houston Texans, 2011
Carolina Panthers, 2012
Indianapolis Colts, 2013

BALDWIN, BOB, B (1964)
Baltimore Colts, 1966,67

BARBER, MIKE, LB (1994)
Seattle Seahawks, 1995-97
Indianapolis Colts, 1998,99
New York/New Jersey Hitmen (XFL), 2001

BARNES, GARY, OE (1961)
Green Bay Packers, 1962,63
Dallas Cowboys, 1963
Chicago Bears, 1964
Atlanta Falcons, 1966,67

BARNES, TAVARIS, DE (2014)
New Orleans Saints, 2015,16
Atlanta Legends (AAF), 2018
DC Defenders (XFL), 2019

BATTLE, ISAIAH, OT (2014)
St. Louis Rams, 2015,16^(PS)
Seattle Seahawks, 2017^(PS)
Seattle Dragons (XFL), 2019
Pittsburgh Maulers (USFL), 2022

BEASLEY, VIC, DE (2014)
Atlanta Falcons, 2015-19
Tennessee Titans, 2020
Las Vegas Raiders, 2020
Vegas Vipers (XFL), 2023

BENISH, DAN, DT (1982)
Atlanta Falcons, 1983-86
Washington Redskins, 1987,88

BENNETT, CHARLES, DE (2005)
Tampa Bay Buccaneers, 2006,07
Tennessee Titans, 2008

BENNETT, NATHAN, OG (2006)
Baltimore Ravens, 2008

BOOTH JR., ANDREW, CB (2021)
Minnesota Vikings, 2022

BOSTIC, JEFF, C (1979)
Washington Redskins, 1980-93

BOSTIC, JOE, OG (1978)
St. Louis/Phoenix Cardinals, 1979-88

BOULWARE, BEN, LB (2016)
San Francisco 49ers, 2017^(PS)

BOWERS, Da'QUAN, DE (2010)
Tampa Bay Buccaneers, 2011-15
Edmonton Eskimos, 2017

BOYER, SHELTON, WR (1985)
Miami Dolphins, 1987

BRANCH, ANDRE, DE (2011)
Jacksonville Jaguars, 2012-15
Miami Dolphins, 2016-18

BREELAND, BASHAUD, CB (2013)
Washington Redskins, 2014-17
Green Bay Packers, 2018
Kansas City Chiefs, 2019,20
Minnesota Vikings, 2021

BREWSTER, DOUG, LB (1990)
Saskatchewan Roughriders (CFL), 1991
Winnipeg Blue Bombers (CFL), 1993

BROMELL, LORENZO, DE (1997)
Miami Dolphins, 1998-01
Minnesota Vikings, 2002
Oakland Raiders, 2003
New York Giants, 2004

BROOKS, JONATHAN, LB (1978)
Detroit Lions, 1979
Atlanta Falcons, 1980
St. Louis Cardinals, 1980
Philadelphia Stars (USFL), 1983,84

BROWN, JARON, WR (2012)
Arizona Cardinals, 2013-17,20^(PS)
Seattle Seahawks, 2018,19

BROWN, KOURTNEI, DE (2011)
Houston Texans, 2014
Tampa Bay Buccaneers, 2015

BROWN, LESTER, TB (1979)
Saskatchewan Roughriders (CFL), 1980,81
Montreal Concordes (CFL), 1983
Toronto Argonauts (CFL), 1984,85
Winnipeg Blue Bombers (CFL), 1986

BRYANT, AUSTIN, DE (2018)
Detroit Lions, 2019-22

BRYANT, JEFF, DT (1981)
Seattle Seahawks, 1982-93

BRYANT, MARTAVIS, WR (2013)
Pittsburgh Steelers, 2014,15,17
Oakland Raiders, 2018
Vegas Vipers (XFL), 2023

BUCKNER, BRENTSON, DT (1993)
Pittsburgh Steelers, 1994-96
Kansas City Chiefs, 1997
Cincinnati Bengals, 1997
San Francisco 49ers, 1998-00
Carolina Panthers, 2001-05

BUNDREN, JIM, C (1997)
New York Jets, 1998
Cleveland Browns, 1999,00
Miami Dolphins, 2002

BUTLER, CREZDON, CB (2009)
Pittsburgh Steelers, 2010
Arizona Cardinals, 2011,12
Washington Redskins, 2012
Buffalo Bills, 2012
San Diego Chargers, 2013
Tampa Bay Buccaneers, 2014
Seattle Seahawks, 2015
Detroit Lions, 2015,16

BUTLER, JERRY, WR (1978)
Buffalo Bills, 1979-87

CAGLE, JOHN, DT/LB/G (1968)
Boston Patriots, 1969

CAIN, DEON, WR (2017)
Indianapolis Colts, 2018,19
Pittsburgh Steelers, 2019,20
Philadelphia Eagles, 2021^(PS),22
Birmingham Stallions (USFL), 2023

CALLICUTT, KEN, TB (1977)
Detroit Lions, 1978-82

CAMERON, DeCHANE, QB (1991)
Edmonton Eskimos (CFL), 1992

CARMAN, JACKSON, OL (2020)
Cincinnati Bengals, 2021,22

CARSWELL, ROBERT, DB (2000)
San Diego Chargers, 2001,02

CATANZARO, CHANDLER, PK (2013)
Arizona Cardinals, 2014-16
New York Jets, 2017
Tampa Bay Buccaneers, 2018
Carolina Panthers, 2018

CHAVIS, MIGUEL, FB (2010)
Pittsburgh Steelers, 2011

CHILDRESS, O.J., LB (1998)
New York Giants, 1999
Amsterdam Admirals (NFLE), 2000
Carolina Panthers, 2000

CHIPLEY, BILL, E/DB (1941)
Boston Yanks, 1947,48
New York Bulldogs, 1949

CHOICE, ADAM, RB (2018)
Seattle Seahawks, 2019

CHUY, DON, OG (1962)
Los Angeles Rams, 1963-68
Philadelphia Eagles, 1969

CIURCIU, VINCE, LB (1999)
Tampa Bay Buccaneers, 2003
Carolina Panthers, 2003-06
Minnesota Vikings, 2007,08
Detroit Lions, 2009,10

CLARK, BRIAN, OG (1981)
Denver Broncos, 1982 (taxi squad)

CLARK, DWIGHT, WR (1978)
San Francisco 49ers, 1979-87

CLEMONS, CHRIS, S (2008)
Miami Dolphins, 2009-13
Arizona Cardinals, 2014,15

CLINE, DOUG, LB (1959)
Houston Oilers, 1960-66
San Diego Chargers, 1966

COLEY, JAMES, TE (1988)
Chicago Bears, 1990-92
Indianapolis Colts, 1991

CONE, FRED, B/PK (1950)
Green Bay Packers, 1951-57
Dallas Cowboys, 1960

CONNER, KAVELL, LB (2009)
Indianapolis Colts, 2010-13
San Diego Chargers, 2014,15

COOPER, GARY, WR (1989)
Montreal Machine (WLAFL), 1991

CORDILEONE, LOU, DE/DT/OG (1959)
New York Giants, 1960
San Francisco 49ers, 1961
Los Angeles Rams, 1962
Pittsburgh Steelers, 1962,63
New Orleans Saints, 1967,68

CRAWFORD, COREY, DE (2014)
Washington Redskins, 2015^(PS)
Memphis Express (AAF), 2018
Houston Roughnecks (XFL), 2019

CROSBY, ROSCOE, WR (2003)
Indianapolis Colts, 2005^(PS)

CRUTCHFIELD, DARREL, DB (2000)
Philadelphia Eagles, 2001
Edmonton Eskimos (CFL), 2003,04
Montreal Alouettes (CFL), 2006

CUMBLE, JAMIE, DT (2009)
Oakland Raiders, 2010

CUNNINGHAM, BENNIE, TE (1975)
Pittsburgh Steelers, 1976-83,85

CURRIE, AIRESE, WR (2004)
Chicago Bears, 2005,06

DAIGNEAULT, DOUG, B (1959)
Ottawa RoughRiders (CFL), 1960-63
Winnipeg Blue Bombers (CFL), 1964,65

DANFORTH, KENNY, SS (1985)
Los Angeles Raiders, 1987

DANTZLER, WOODROW, QB (2001)
Dallas Cowboys, 2002
Atlanta Falcons, 2003
Frankfurt Galaxy, 2005 (NFLE)

DAVIS, BILLY, LB (1983)
St. Louis Cardinals, 1984

DAVIS, DEXTER, CB (1990)
Phoenix Cardinals, 1991-93
Los Angeles Rams, 1993-95

DAVIS, JAMES, RB (2008)
Cleveland Browns, 2009,10
Washington Redskins, 2010
Detroit Lions, 2011

DAVIS, JEFF, LB (1981)
Tampa Bay Buccaneers, 1982-87

DAVIS, TY, CB (1984)
New York Giants, 1985,86
Detroit Lions, 1987

DAWKINS, BRIAN, SS (1995)
Philadelphia Eagles, 1996-08
Denver Broncos, 2009-11

DIGGS, BUBBA, TE (1981)
Washington Federals (USFL), 1983

DINGLE, ADRIAN, DE (1998)
San Diego Chargers, 1999-04

DODD, KEVIN, DE (2015)
Tennessee Titans, 2016,17

DOLCE, CHRIS, OG (1979)
Washington Federals (USFL), 1983

DOWNER, COLE, TE (2005)
Amsterdam Admirals (NFLE), 2006

DRIVER, STACEY, TB (1985)
Cleveland Browns, 1987

DUKES, MIKE, LB (1958)
Houston Oilers, 1960-63
Boston Patriots, 1964,65
New York Jets, 1965

DUNN, K.D., TE (1984)
Tampa Bay Buccaneers, 1985,86
Washington Redskins, 1987
New York Jets, 1988,89
Montreal Machine (WLAFL), 1991

DURHAM, STEVE, DE (1980)
Baltimore Colts, 1982

EASON, NICK, DT (2002)
Denver Broncos, 2003
Scottish Claymores (NFLE), 2003
Cleveland Browns, 2004-06
Pittsburgh Steelers, 2007-10
Arizona Cardinals, 2011,12

EDWARDS, ANTWAN, CB (1998)
Green Bay Packers, 1999-03
Miami Dolphins, 2004
St. Louis Rams, 2004
Atlanta Falcons, 2005

ELLINGTON, ANDRE, RB (2012)
Arizona Cardinals, 2013-17
Houston Texans, 2017

EPPE, ROY, DB (1977)
Tampa Bay Bandits (USFL), 1983
Arizona Wranglers (USFL), 1984

ETIENNE, TRAVIS, RB (2020)
Jacksonville Jaguars, 2021,22

EVANS, LEOMONT, FS (1995)
Washington Redskins, 1996-99
Los Angeles Xtreme (XFL), 2001

FARR, JAMES, OG (1983)
Washington Federals (USFL), 1984
Orlando Renegades (USFL), 1985

FERRELL, CLELIN, DE (2018)
Oakland/Las Vegas Raiders, 2019-22

FIELDS, MARK, CB (2018)
Minnesota Vikings, 2019,20
Houston Texans, 2020
Birmingham Stallions (USFL), 2023

FLAGLER, TERENCE, TB (1986)
San Francisco 49ers, 1987-89
Dallas Cowboys, 1990
Phoenix Cardinals, 1990,91

FLOWERS, KENNY, TB (1986)
Atlanta Falcons, 1987,1989

FORD, JACOBY, WR (2009)
Oakland Raiders, 2010-13
Houston Texans, 2015

FREEMAN, DALTON, C (2012)
New York Jets, 2013,14
Houston Texans, 2015

FRITTS, GEORGE, OT (1941)
Philadelphia Eagles, 1945

FRY, DUSTIN, C (2006)
St. Louis Rams, 2007,08
Carolina Panthers, 2009

FUDGE, JAMAAL, S (2005)
Jacksonville Jaguars, 2006,07
Atlanta Falcons, 2008,09

FULLER, STEVE, QB (1978)
Kansas City Chiefs, 1979-83
Los Angeles Rams, 1983
Chicago Bears, 1984-87
San Diego Chargers, 1988

GADDIS, C.J., CB (2006)
Atlanta Falcons, 2007^(PS)

GAGE, BOBBY, TB (1948)
Pittsburgh Steelers, 1949,50

GALLMAN, WAYNE, RB (2016)
New York Giants, 2017-20
Atlanta Falcons, 2021
Minnesota Vikings, 2021
Seattle Seahawks, 2022

GAMBLE, JASON, C (1998)
Scottish Claymores (NFLE), 2000
Orlando Rage (XFL), 2001

GARDNER, ROD, WR (2000)
Washington Redskins, 2001-04
Carolina Panthers, 2005
Green Bay Packers, 2005
Kansas City Chiefs, 2006

PRO PLAYERS (ALL OUTDOOR LEAGUES)

GARDOCKI, CHRIS, P/PK (1990)
Chicago Bears, 1991-94
Indianapolis Colts, 1995-98
Cleveland Browns, 1999-03
Pittsburgh Steelers, 2004-06

GETER, ERIC, DB (1992)

Las Vegas Posse (CFL), 1994

GILCHRIST, MARCUS, DB (2010)

San Diego Chargers, 2011-14

New York Jets, 2015,16

Houston Texans, 2017

Oakland Raiders, 2018

Jacksonville Jaguars, 2019

Baltimore Ravens, 2020

GOODMAN, MALLICIAH, DE (2012)

Atlanta Falcons, 2013-16

Seattle Seahawks, 2016

GOODRICH, MARIO, CB (2021)

Philadelphia Eagles, 2022

GOODSON, B.J., LB (2015)

New York Giants, 2016-18

Green Bay Packers, 2019

Cleveland Browns, 2020

New York Jets, 2021

GREEN, T.J., S (2015)

Indianapolis Colts, 2016,17

New Orleans Saints, 2019

Carolina Panthers, 2019

Atlanta Falcons, 2020,21

Houston Texans, 2021

Birmingham Stallions (USFL), 2023

GREENE, NEALON, QB (1997)

Toronto Argonauts (CFL), 1998-01

Saskatchewan Roughriders (CFL), 2002-05

Montreal Alouettes (CFL), 2006

GRIER, MARRIO, FB (1993)

New England, 1996,97

GRIFFIN, STEVE, TB (1986)

Atlanta Falcons, 1987

GRISHAM, TYLER, WR (2008)

Pittsburgh Steelers, 2009-11

HAIRSTON, CHRIS, OT (2010)

Buffalo Bills, 2011-14

San Diego/Los Angeles Chargers, 2015-17

HALL, BEN, TE (2004)

Arizona Cardinals, 2005

Amsterdam Admirals (NFLE), 2006,07

HALL, DELTON, CB (1986)

Pittsburgh Steelers, 1987-91

San Diego Chargers, 1992,93

HALL, HOLLIS, DB (1981)

Arizona Wranglers (USFL), 1983

Houston Gamblers (USFL), 1984

HALL, LAMONT, TE (1997)

Rhein Fire (NFLE), 1999

Green Bay Packers, 1999

New Orleans Saints, 2000-05

HAMILTON, DERRICK, WR (2003)

San Francisco 49ers, 2004-06

Tampa Bay Buccaneers, 2007

HAMLIN, MICHAEL, S (2008)

Dallas Cowboys, 2009,10

Jacksonville Jaguars, 2010

HAMMOND, VANCE, DT (1990)

Sacramento Goldminers (CFL), 1994

HARPER, JAMIE, RB (2010)

Tennessee Titans, 2011,12

HARRELL, RICKY, C (1972)

New York Jets, 1973

HARRIS, RUDY, FB (1992)

Tampa Bay Buccaneers, 1993,94

HATCHER, DALE, P (1984)

Los Angeles Rams, 1985-89, 91

Miami Dolphins, 1993

HAYES, RUDY, LB (1958)

Pittsburgh Steelers, 1959,60,62

HEADEN, ANDY, LB (1982)

New York Giants, 1983-88

HEARN, TAYLOR, OG (2017)

Carolina Panthers, 2018

HEFNER, LARRY, LB (1971)

Green Bay Packers, 1972-75

HENDERSON, JEROME, CB (1990)

New England Patriots, 1991-93, 96

Buffalo Bills, 1993,94

Philadelphia Eagles, 1995

New York Jets, 1997,98

HENDLEY, DICK, BB (1950)

Pittsburgh Steelers, 1951

HENRY, WILLIAM, OT (2003)

Frankfurt Galaxy (NFLE), 2005

Seattle Seahawks, 2005

HIGGINS, TEE, WR (2019)

Cincinnati Bengals, 2020-22



TEE HIGGINS

PRO PLAYERS (ALL OUTDOOR LEAGUES)



JAYRON KEARSE

HILL, LEROY, LB (2004)
Seattle Seahawks, 2005-12

HILL, TYE, CB (2005)
St. Louis Rams, 2006-08
Atlanta Falcons, 2009
Detroit Lions, 2010

HOPKINS, DeANDRE, WR (2012)
Houston Texans, 2013-19
Arizona Cardinals, 2020-22

HORNE, TONY, WR (1997)
St. Louis Rams, 1998-00

HUDSON, BILL, DT (1956)
Montreal Alouettes (CFL), 1957-60
San Diego Chargers, 1961,62
Boston Patriots, 1963

HUDSON, BOB, DE/LB/DB (1950)
New York Giants, 1951,52
Philadelphia Eagles, 1953-55,57,58
Washington Redskins, 1959
Dallas Texans, 1960
Denver Broncos, 1960,61

HUGGINS, ALBERT, DT (2018)
Houston Texans, 2019^(PS)
Philadelphia Eagles, 2019
New England Patriots, 2019^(PS)
Minnesota Vikings, 2020^(PS)
Detroit Lions, 2020
New Orleans Saints, 2021,22

HULSEY, COREY, OG (1998)
Buffalo Bills, 2001
Oakland Raiders, 2003-06

HUMPHRIES, ADAM, WR (2014)
Tampa Bay Buccaneers, 2015-18
Minnesota Vikings, 1990
Baltimore (CFL), 1994

INABINET, CLARENCE, OG (1935)
Rochester Tigers, 1936

JACKSON, STEVEN, FB (2005)
Carolina Panthers, 2006

JAMISON, BRANDON, LB (2002)
Atlanta Falcons, 2006
Carolina Panthers, 2006,07

JAMISON, VONTRELL, DE (2004)
Dallas Cowboys, 2005

JARRETT, GRADY, DT (2014)
Atlanta Falcons, 2015-22

JENKINS, JARVIS, DT (2010)
Washington Redskins, 2011-14
Chicago Bears, 2015
New York Jets, 2016
Kansas City Chiefs, 2016-18

JENKINS, RALPH, C (1946)
Pittsburgh Steelers, 1947

JENNINGS, KEITH, WR (1988)
Dallas Cowboys, 1989
Montreal Machine (WFLA), 1991
Chicago Bears, 1991-97
Las Vegas Outlaws (XFL), 2001

JOHNSON, JOHN, OLB (1990)
San Francisco 49ers, 1991-93
Cincinnati Bengals, 1994
New Orleans Saints, 1995

JOHNSON, TRACY, FB (1988)
Houston Oilers, 1989
Atlanta Falcons, 1990,91
Seattle Seahawks, 1992-95
Tampa Bay Buccaneers, 1996

JOLLY, TERRY, DT (2000)
Barcelona Dragons (NFL), 2002

JONES, CHRIS, LB (1998)
Barcelona Dragons (NFL), 2000

JORDAN, HOMER, QB (1982)
Saskatchewan Roughriders (CFL), 1983-85
Ottawa Roughriders (CFL), 1985
Winnipeg Blue Bombers (CFL), 1986
Cleveland Browns, 1987

KEARSE, JAYRON, S (2015)
Minnesota Vikings, 2016-19
Detroit Lions, 2020
Dallas Cowboys, 2021,22

KELLY, AARON, WR (2008)
Hamilton Tiger-Cats, 2011,12
Winnipeg Blue Bombers, 2013,14

KENNEY, STEVE, OT (1978)
Philadelphia Eagles, 1979-86
Detroit Lions, 1986,87

KINARD, TERRY, DB (1982)
New York Giants, 1983-89
Houston Oilers, 1990

KIRKLAND, LEVON, OLB (1991)
Pittsburgh Steelers, 1992-00
Seattle Seahawks, 2001
Philadelphia Eagles, 2002

LAMAR, TRE, LB (2018)
Detroit Lions, 2019

LATIMER, AL, DB (1978)
Philadelphia Eagles, 1979
San Francisco 49ers, 1980
Winnipeg Blue Bombers (CFL), 1981
Detroit Lions, 1982-84

LAWRENCE, DEXTER, DT (2018)
New York Giants, 2019-22

LAWRENCE, TREVOR, QB (2020)
Jacksonville Jaguars, 2021,22

LAWSON, SHAQ, DE (2015)
Buffalo Bills, 2016-19,22
Miami Dolphins, 2020
New York Jets, 2021

LEAKE, JOHN, LB (2003)
Atlanta Falcons, 2005,06
Green Bay Packers, 2005

LEGGETT, JORDAN, TE (2016)
New York Jets, 2017,18
Tampa Bay Buccaneers, 2019
Denver Broncos, 2020^(PS)

MACK, KEVIN, RB (1983)
Los Angeles Express (USFL), 1984
Cleveland Browns, 1985-93

MACK, TERENCE, DE (1986)
St. Louis Cardinals, 1987

MANCE, BRIAN, CB (2002)
Amsterdam Admirals (NFL), 2004

MASS, WAYNE, T (1967)
Chicago Bears, 1968-70
Miami Dolphins, 1971
New England Patriots, 1972
Philadelphia Eagles, 1972

MATHEWS, RAY, B/WR (1950)
Pittsburgh Steelers, 1951-59
Dallas Cowboys, 1960
Calgary Stampeders (CFL), 1961

MATHIS, BILL, RB (1959)
New York Titans/Jets, 1960-69

MAXWELL, BYRON, CB (2010)
Seattle Seahawks, 2011-14,17
Philadelphia Eagles, 2015
Miami Dolphins, 2016,17

McCALL, JEFF, FB/TE (1982)
Los Angeles Raiders, 1983 (taxi squad)

McCANLESS, JIM, OG (1958)
Houston Oilers, 1960

McCLAIN, ANTOINE, OT (2011)
Baltimore Ravens, 2012^(PS)
Buffalo Bills, 2013
Chicago Bears, 2014
Arizona Cardinals, 2015

McCLEON, DEXTER, CB (1996)
St. Louis Rams, 1997-02
Kansas City Chiefs, 2003-05
Houston Texans, 2006

McCLOUD, RAY-RAY, WR (2017)
Buffalo Bills, 2018,19
Carolina Panthers, 2019
Pittsburgh Steelers, 2020,21
San Francisco 49ers, 2022

McCULLOUGH, RICHARD, DT (1988)
Denver Broncos, 1989,90

McDANIEL, ED, ILB (1991)
Minnesota Vikings, 1992-01

McFADDEN, BANKS, B (1939)
Brooklyn Dodgers, 1940

McGLOCKTON, CHESTER, DT (1991)
Los Angeles/Oakland Raiders, 1992-97
Kansas City Chiefs, 1998-00
Denver Broncos, 2001,02
New York Jets, 2003

McKENZIE, DAMONTE, DT (1998)
Dallas Cowboys, 2000
Rhein Fire (NFL), 2002
Amsterdam Admirals (NFL), 2003

McMAKIN, JOHN, TE (1971)
Pittsburgh Steelers, 1972-74
Detroit Lions, 1975
Seattle Seahawks, 1976

McNEAL, BRYANT, DE (2002)
Denver Broncos, 2003,04
Seattle Seahawks, 2005
Oakland Raiders, 2006

McSWAIN, CHUCK, RB (1982)
Dallas Cowboys, 1983,84
New England Patriots, 1987

McSWAIN, ROD, DB (1983)
New England Patriots, 1984-90

MECKS, JONATHAN, S (2012)
Buffalo Bills, 2013-16

PRO PLAYERS (ALL OUTDOOR LEAGUES)

MERLING, PHILLIP, DE (2007)
Miami Dolphins, 2008-11
Green Bay Packers, 2012
Washington Redskins, 2013

MILLER, JUSTIN, CB (2004)
New York Jets, 2005-09
Oakland Raiders, 2008,09
Detroit Lions, 2012

MILTON, ELDRIDGE, LB (1985)
Chicago Bears, 1987

MOORE, OTIS, DT (1989)
Birmingham Fire (WLA), 1991,92

MORGAN, DWAYNE, OT (1995)
Toronto Argonauts (CFL), 1998,99,02
Atlanta Falcons, 2003

MULLEN, TRAYVON, CB (2018)
Oakland/Las Vegas Raiders, 2019-21
Arizona Cardinals, 2022
Dallas Cowboys, 2022

MULLIGAN, WAYNE, C (1969)
St. Louis Cardinals, 1969-73
New York Jets, 1974,75

MUSE, TANNER, S (2019)
Oakland/Las Vegas Raiders, 2020
Seattle Seahawks, 2021,22

O'DANIEL, DORIAN, LB (2017)
Kansas City Chiefs, 2018-21

OLSON, HAROLD, OT (1959)
Buffalo Bills, 1960-62
Denver Broncos, 1963,64

OLSZEWSKI, HARRY, OG (1967)
Montreal Alouettes (CFL), 1969,70

O'NEAL ROBERT, FS (1992)
Indianapolis Colts, 1993-95
Amsterdam (World League), 1996,97

OVERTON, DIONDRE, WR (2019)
Philadelphia Stars (USFL), 2022,23

PAGLIEI, JOE, B (1955)
Calgary Stampeders (CFL), 1956
Philadelphia Eagles, 1959
New York Titans, 1960

PALMER, MICHAEL, TE (2009)
Atlanta Falcons, 2010-12
Pittsburgh Steelers, 2013,14

PATTON, BOB, DT (1951)
New York Giants, 1952

PEAKE, CHARONE, WR (2015)
New York Jets, 2016-18

PEEPLS, KEN, OG (1974)
Winnipeg Blue Bombers (CFL), 1975

PERRY, MICHAEL DEAN, DT (1987)
Cleveland Browns, 1988-94
Denver Broncos, 1995-97
Kansas City Chiefs, 1997

PERRY, WILLIAM, MG/FB (1984)
Chicago Bears, 1985-93
Philadelphia Eagles, 1993,94
London Monarchs, 1996

PETERS, GARRY, CB (2014)
Edmonton Eskimos (CFL), 2016,17
British Columbia Lions (CFL), 2018,19,22

PINION, BRADLEY, P (2014)
San Francisco 49ers, 2015-18
Tampa Bay Buccaneers, 2019-21
Atlanta Falcons, 2022

PLEASANT, REGGIE, CB (1984)
Atlanta Falcons, 1985
Tampa Bay Buccaneers, 1986
Toronto Argonauts (CFL), 1987-94
Edmonton Eskimos (CFL), 1996,97

POLLARD, SEAN, OL (2019)
Michigan Panthers (USFL), 2022,23

POOLE, BOB, End (1963)
San Francisco 49ers, 1964,65
Houston Oilers, 1966,67

POTTS, ROBERT, T (1919)
Frankford Yellow Jackets, 1926

POWELL, CORNELL, WR (2020)
Kansas City Chiefs, 2021^(PS),22

PRIESTER, RAYMOND, RB (1997)
Tennessee Oilers, 1998^(PS)

PROCTOR, WILL, QB (2006)
Montreal Alouettes (CFL), 2007
Calgary Stampeders, 2008

PRYCE, TREVOR, DT (1996)
Denver Broncos, 1997-05
Baltimore Ravens, 2006-10
New York Jets, 2010

READER, D.J., DT (2015)
Houston Texans, 2016-19
Cincinnati Bengals, 2020-22

REESE, ARCHIE, DE (1977)
San Francisco 49ers, 1978-81
Los Angeles Raiders, 1982,83
Pittsburgh Maulers (USFL), 1984

REEVES, MARION, TB (1973)
Philadelphia Eagles, 1974
Winnipeg Blue Bombers (CFL), 1975,76

REMBERT, JOHNNY, LB (1982)
New England Patriots, 1983-92

RENFROW, HUNTER, WR (2018)
Oakland/Las Vegas Raiders, 2019-22

RICHARDSON, BARRY, OT (2007)
Kansas City Chiefs, 2008-11
St. Louis Rams, 2012
Detroit Lions, 2013

RIGGS, JIM, TE (1986)
Cincinnati Bengals, 1987-92
Washington Redskins, 1993

ROBINSON, JAMES, DT (1983)
Los Angeles Express (USFL), 1984,85

RODGERS, AMARI, WR (2020)
Green Bay Packers, 2021,22
Houston Texans, 2022

ROME, STAN, WR (1975)
Kansas City Chiefs, 1979-82
Washington Redskins (USFL), 1983

ROSS, JUSTYN, WR (2021)
Kansas City Chiefs, 2022^(IR)

ROUNTREE, GLENN, G (1997)
Carolina Panthers, 1998
Denver Broncos, 1999
Barcelona Dragons (NFLE), 2000
Memphis Maniax (XFL), 2001

ROUSE, WARDELL, OLB (1994)
Tampa Bay Buccaneers, 1995,96
Rhein Fire (NFLE), 1998

RYANS, LARRY, WR (1992)
Detroit Lions, 1993
Tampa Bay Buccaneers, 1996
Rhein Fire (NFLE), 1998,99
Los Angeles Xtreme (XFL), 2001

SAPP, PATRICK, OLB (1995)
San Diego Chargers, 1996,97
Arizona Cardinals, 1998,99
Memphis Maniax (XFL), 2001

SAPP, RICKY, DE (2009)
Philadelphia Eagles, 2010
New York Jets, 2011-13
Houston Texans, 2013,14

SAUVE, JEFF, PK (1995)
Rhein Fire (NFLE), 1999

SCOTT, ARTAVIS, WR (2016)
Los Angeles Chargers, 2017,18^(IR),19^(PS)
Houston Texans, 2020^(PS)

SCOTT, DORELL, DT (2008)
St. Louis Rams, 2009-11

SCOTT, JIM, DL (1983)
Orlando Renegades (USFL), 1985

SCOTT, RANDY, LB (1978)
Winnipeg Blue Bombers (CFL), 1980
Calgary Stampeders (CFL), 1980

SENSABAUGH, COTY, CB (2011)
Tennessee Titans, 2012-15
St. Louis Rams, 2016
New York Giants, 2016
Pittsburgh Steelers, 2017,18
Denver Broncos, 2019
Washington Redskins, 2019

SHATLEY, TYLER, OL (2013)
Jacksonville Jaguars, 2014-22

SHEPPARD, ASHLEY, OLB (1992)
Minnesota Vikings, 1993-95
Jacksonville Jaguars, 1995
Los Angeles Rams, 1995

SIMMONS, ANTHONY, LB (1997)
Seattle Seahawks, 1998-04

SIMMONS, ISAIAH, LB (2019)
Arizona Cardinals, 2020-22

SIMMONS, WAYNE, OLB (1992)
Green Bay Packers, 1993-96
Kansas City Chiefs, 1997,98
Buffalo Bills, 1998

SIMPSON, JOHN, OL (2019)
Las Vegas Raiders, 2020-22
Baltimore Ravens, 2022

SIMS, MARVIN, FB (1979)
Baltimore Colts, 1980,81

SMITH, AKIL, OT (2001)
Washington Redskins, 2002
Barcelona Dragons (NFLE), 2003

SMITH, EMORY, FB (1995)
Scottish Claymores (NFLE), 1999

SMITH, RICHARD, DB (1988)
Raleigh-Durham Skyhawks (WLA), 1991

SMITH, RONNIE, LB (1977)
Saskatchewan Roughriders (CFL), 1980

SPECTOR, BAYLON, LB (2021)
Buffalo Bills, 2022

SPILLER, C.J., RB (2009)
Buffalo Bills, 2010-14
New Orleans Saints, 2015
Seattle Seahawks, 2016
New York Jets, 2016
Kansas City Chiefs, 2017

STEPHENS, DARNELL, OLB (1995)
Tampa Bay Buccaneers, 1995,96

STEWART, TONY, LB (2014)
Buffalo Bills, 2015

STUCKEY, CHANSI, WR (2006)
New York Jets, 2007-09
Cleveland Browns, 2009,10
Arizona Cardinals, 2011

STUCKEY, JIM, DT (1979)
San Francisco 49ers, 1980-86
New York Jets, 1986
San Diego Chargers, 1987

SWIFT, BOB, FB/C/G (1963)
British Columbia Lions (CFL), 1964,65
Toronto Argonauts (CFL), 1966-70
Winnipeg Blue Bombers (CFL), 1971-78

TANKERSLEY, CORDREA, CB (2016)
Miami Dolphins, 2017-19
Minnesota Vikings, 2020

TAYLOR, RENDRICK, TE (2009)
Tampa Bay Buccaneers, 2010

TERRELL, A.J., CB (2019)
Atlanta Falcons, 2020-22

TESTERMAN, DON, RB (1975)
Seattle Seahawks, 1976-78
Washington Redskins, 1979
Miami Dolphins, 1980

THOMAS, BRANDON, OL (2013)
San Francisco 49ers, 2014 (IR),15
Detroit Lions, 2016,17^(PS)
Jacksonville Jaguars, 2018,19

THOMAS, DOUG, WR (1990)
Seattle Seahawks, 1991-93

THOMAS, RODNEY, LB (2002)
Amsterdam Admirals (NFLE), 2004

THOMPSON, BRANDON, DT (2011)
Cincinnati Bengals, 2012-16

THOMPSON, DAVE, C/OG/T (1970)
Detroit Lions, 1971-73
New Orleans Saints, 1974,75

THOMPSON, TREVION, WR (2018)
Tampa Bay Buccaneers, 2019^(PS)
Tennessee Titans, 2019^(PS)

THORSLAND, OSCAR, End (1962)
Ottawa Roughriders (CFL), 1963

TIMMONS, CHARLIE, B (1941)
Brooklyn Dodgers, 1946

TINSLEY, SID, TB (1944)
Pittsburgh Steelers, 1945

TRAPP, JAMES, DB (1992)
Los Angeles/Oakland Raiders, 1993-98
Baltimore Ravens, 1999-02
Jacksonville Jaguars, 2003

TREADWELL, DAVID, PK (1987)
Denver Broncos, 1989-92
New York Giants, 1993,94

TRIPLETT, DANNY, LB (1982)
Washington Redskins (USFL), 1984

TURNER, NOLAN, S (2021)
Tampa Bay Buccaneers, 2022

TUTEN, RICH, DL (1978)
Ottawa Roughriders (CFL), 1980

TUTTLE, PERRY, WR (1981)
Buffalo Bills, 1982,83
Tampa Bay Buccaneers, 1984
Atlanta Falcons, 1984
Winnipeg Blue Bombers (CFL), 1986-91

VAUGHN, KHALED, DE (2003)
Atlanta Falcons, 2004
Carolina Panthers, 2005

WALKER, GREGORY, OG (2003)
New York Giants, 2004

WALLACE, K'VON, S (2019)
Philadelphia Eagles, 2020-22

WALLS, HENRY, LB (1985)
New York Jets, 1987
Montreal Machine (WLA), 1991

WALTERS, JOEY, WR/DB (1976)
Winnipeg Blue Bombers (CFL), 1977
Saskatchewan Roughriders (CFL), 1977,78,80-82
British Columbia Lions (CFL), 1979
Washington Redskins (USFL), 1983,84
Orlando Renegades (USFL), 1985
Houston Oilers, 1987

WASHINGTON, DONNELL, DT (2003)
Green Bay Packers, 2004,05

WASHINGTON, JAY, RB (1973)
Winnipeg Bombers (CFL), 1974-79
Saskatchewan Roughriders (CFL), 1980

WATERS, ANTHONY, LB (2006)
San Diego Chargers, 2007,08
New Orleans Saints, 2009,10

WATERS, CHARLIE, CB (1969)
Dallas Cowboys, 1970-78,80,81

WATKINS, CARLOS, DT (2016)
Houston Texans, 2017-20
Dallas Cowboys, 2021,22

WATKINS, SAMMY, WR (2013)
Buffalo Bills, 2014-16
Los Angeles Rams, 2017
Kansas City Chiefs, 2018-20
Baltimore Ravens, 2021,22
Green Bay Packers, 2022

WATSON, DESHAUN, QB (2016)
Houston Texans, 2017-21
Cleveland Browns, 2022

WELLS, JOEL, B (1956)
Montreal Alouettes (CFL), 1957-60
New York Giants, 1961

WHITE, HARVEY, QB (1959)
Boston Patriots, 1960

WHITEHURST, CHARLIE, QB (2005)
San Diego Chargers, 2006-09,12,13
Seattle Seahawks, 2010,11
Tennessee Titans, 2014,15
Indianapolis Colts, 2015
Cleveland Browns, 2016

WHITLEY, CURTIS, C (1991)
San Diego Chargers, 1992-94
Carolina Panthers, 1995,96
Oakland Raiders, 1997

WILKINS, CHRISTIAN, DT (2018)
Miami Dolphins, 2019-22

WILLARD, JONATHAN, LB (2012)
Tennessee Titans, 2013

WILLIAMS, BRETT, DE (1996)
Seattle Seahawks, 1998

WILLIAMS, DeSHAWN, DT (2014)
Cincinnati Bengals, 2015^(PS),16
Denver Broncos, 2018,20-22

WILLIAMS, KEITH, LB (1986)
Los Angeles Raiders, 1987

WILLIAMS, MIKE, WR (2016)
Los Angeles Chargers, 2017-22

WILLIAMS, PERRY, CB (1986)
New England Patriots, 1987

WILLIAMS, RAY, WR (1986)
Cleveland Browns, 1987

WILLIAMS RONALD, RB (1992)
Hamilton Tiger-Cats (CFL), 1997-01
Edmonton Eskimos (CFL), 2002

WITHERSPOON, DERRICK, RB (1993)
Shreveport Pirates, 1994
Philadelphia Eagles, 1995-97

WITHERSPOON, TERRY, FB (2000)
Dallas Cowboys, 2001

WOOLFORD, DONNELL, CB (1988)
Chicago Bears, 1989-96
Pittsburgh Steelers, 1997
Carolina Panthers, 1998

WORTHY, FRED, End (1983 (Track))
Oakland Invaders (USFL), 1984

YOUNGBLOOD, KEVIN, WR (2003)
Atlanta Falcons, 2004-06

Note: Includes outdoor football only; includes practice squad players.

NFL DRAFT PICKS


Date	Rd	Pick	Player, Pos.	Team
12/9/38	5	40	Don Willis, B	Giants
	16	142	Gus Goins, E	Cardinals
12/9/39	1	4	*Banks McFadden, B	Dodgers
	13	120	Joe Payne, G	Giants
	18	161	Shad Bryant, B	Cardinals
12/22/41	5	35	Joe Blalock, E	Lions
	19	176	*Charlie Timmons, B	Redskins
4/8/43	20	189	Marion Butler, B	Bears
4/6/45	10	93	Billy Poe, B	Bears
1/14/46	6	43	Marion Woods, G	Steelers
	15	136	Jim Hough, G	Packers
	29	276	Frank Saunders, T	Packers
12/16/46	8	57	*Bill Chipley, E/DB	Yanks
	16	138	*Ralph Jenkins, C	Steelers
	27	246	Tom Salisbury, G	Giants
12/21/48	1	6	*Bobby Gage, B	Steelers
	2	14	Bobby Gage, B	Colts (AFC)
	7	71	Frank Gillespie, G	Eagles
1/18/51	3	27	*Fred Cone, B	Packers
	7	81	*Ray Mathews, B	Steelers
	11	131	Wyndie Wyndham, LB	Yanks
	12	146	*Bob Hudson, E	Giants
	22	262	*Dick Hendley, B	Steelers
	25	300	Jackie Calvert, B	Rams
1/12/52	5	59	*Bob Patton, T	Giants
	13	148	Billy Hair, B	Packers
1/22/53	6	66	Tom Barton, DL	Steelers
	10	121	Dreher Gaskin, E	Lions
	18	209	Jim Shirley, B	Bears
	29	340	Earl Wrightenberry, T	Cardinals
1/28/54	24	285	Nathan Gressette, T	Eagles
1/27/55	16	190	Clyde White, G	Eagles
	21	244	Buck George, B	Redskins
	28	334	Wingo Avery, C	Eagles
1/12/56	4	43	B.C. Inabinet, T	Colts
	22	254	Dick Marazza, T	Lions
	25	292	Billy O'Dell, B	Steelers
1/31/57	2	18	*Joel Wells, B	Packers
	3	34	*Bill Hudson, T	Cardinals
1/28/58	17	200	Bill Thomas, C	Rams
	24	280	Jim Padgett, C	Eagles
1/21/59	14	158	Jack Smith, T	Eagles
	14	162	*Mike Dukes, B	49ers
	16	192	Morris Keller, T	Colts
	20	230	Jim Payne, G	Eagles
	20	235	*Rudy Hayes, B	Steelers
1960	1	12	*Lou Cordileone, T	Giants
	@		Lou Cordileone, T	Bills (AFL)
	2	13	*Harold Olson, T	Cardinals
	@		Harold Olson, T	Bills (AFL)
	@		*Harvey White, QB	Patriots (AFL)
	8	88	*Bill Mathis, HB	49ers
	@		Bill Mathis, HB	Broncos (AFL)
	14	168	*Doug Cline, FB	Giants
	@		Doug Cline, FB	Oilers (AFL)
12/5/60	12	156	Lowndes Shingler, QB	Cowboys
	9		Lowndes Shingler, QB	Raiders (AFL)
12/27/60	5	63	Ron Osborne, T	Colts
	10	134	Jimmy King, T	Cardinals
	14		Jimmy King, T	Oilers (AFL)
12/4/61	3	41	*Gary Barnes, E	Packers
	9	69	Gary Barnes, E	Titans (AFL)
	29	231	Ron Osborne, T	Oilers (AFL)
12/3/62	5	67	*Don Chuy, T	Rams
	5	38	Don Chuy, T	Oilers (AFL)
12/2/63	2	23	Pat Crain, HB	Bears
	8	102	*Bob Poole, E	49ers
	15	118	Pat Crain, HB	Oilers (AFL)
	14	190	Johnny Case, E	Colts
11/28/64	5		^ Johnny Boyette, T	Bills (AFL)
	17	237	Johnny Boyette, T	Browns
11/27/65	7		^ Randy Smith, LB	Jets (AFL)
	9		^ Wayne Page, DE	Chargers (AFL)
	12	177	Ricky Johnson, T	Cardinals
	12	182	Wayne Page, DE	Bears
11/18/66			! Randy Smith, LB	Falcons
3/14/67	14	360	Floyd Rogers, T	Browns
1/30/68	3	64	*Harry Olszewski, G	Browns
	4	99	*Wayne Mass, T	Bears
	5	134	Jackie Jackson, RB	Browns
	9	230	Frank Liberatore, DB	Redskins
1/28/69	8	201	*Wayne Mulligan, C	Cardinals
	14	344	*John Cagle, LB	Patriots
1/27/70	3	66	*Charlie Waters, DB	Cowboys
	11	283	Ivan Southerland, T	Cowboys
	14	347	Jack King, G	49ers
1/28/71	2	30	*Dave Thompson, LB	Lions
2/1/72	3	63	*John McMakin, TE	Steelers

	9	217	Don Kelley, DB	Steelers
	14	346	*Larry Hefner, LB	Packers
1/30/73	6	155	*Rick Harrell, C	Jets
	11	266	Ed Seigler, PK	Bears
1/29/74	6	131	\$ Jay Washington, RB	Chiefs
4/8/76	1	28	*Bennie Cunningham, TE	Steelers
	10	282	*Don Testerman, RB	Dolphins
	11	303	Craig Brantley, WR	Giants
	15	424	Gary Alexander, T	Colts
5/2/78	5	127	*Archie Reese, DT	49ers
	8	213	% Roy Eppes, DB	Jets
	11	305	Lacy Brumley, OT	Broncos
5/3/79	1	5	*Jerry Butler, WR	Bills
	1	23	*Steve Fuller, QB	Chiefs
	3	64	*Joe Bostic, OT	Cardinals
	4	92	*Jonathan Brooks, LB	Lions
	10	249	*Dwight Clark, WR	49ers
	11	277	*Stan Rome, WR	Chiefs
4/29/80	1	20	*Jim Stuckey, DT	49ers
	7	189	\$ Lester Brown, RB	Cowboys
	12	324	*Marvin Sims, FB	Colts
4/28/81	6	140	*Steve Durham, DT	Seahawks
	7	178	*Obed Ariri, PK	Colts
4/27/82	1	6	*Jeff Bryant, DT	Seahawks
	1	19	\$* Perry Tuttle, WR	Bills
	5	128	*Jeff Davis, LB	Buccaneers
	7	188	% Hollis Hall, DB	Chargers
	9	225	Tony Berryhill, C	Colts
	12	327	*Brian Clark, OG	Broncos
4/26/83	1	10	*Terry Kinard, FS	Giants
	3	66	*Cliff Austin, TB	Saints
	4	101	*Johnny Rembert, LB	Patriots
	5	135	*Chuck McSwain, RB	Cowboys
	7	194	*Jeff McCall, FB	Raiders
	8	205	*Andy Headen, LB	Giants
	11	282	% Danny Triplett, LB	Rams
	11	290	Bob Mayberry, OG	Seahawks
	11	298	Brian Butcher, OG	Vikings
	12	318	Frank Magwood, WR	Giants
5/1/84	3	63	*Rod McSwain, DB	Falcons
	6	143	% Jim Scott, DE	Giants
	8	213	Bob Paulling, PK	Cardinals
	11	295	Edgar Pickett, LB	Vikings
	12	320	William Devane, DT	Dolphins
	12	326	Murray Jarman, WR	Broncos
	1	11	*Kevin Mack, FB	+Browns
	2	31	% James Robinson, DT	+Giants
	3	84	% James Farr, OG	+Raiders
4/30/85	1	22	*William Perry, MG	Bears
	3	58	*Ty Davis, CB	Giants
	3	77	*Dale Hatcher, P	Rams
	5	116	*K.D. Dunn, TE	Cardinals
	6	152	\$* Reggie Pleasant, CB	Falcons

FIRST-ROUND NFL DRAFT PICKS

Year	Player	Pos.	Pick	Team
1940	Banks McFadden	B	4	Dodgers
1949	Bobby Gage	RB	6	Steelers
1960	Lou Cordileone	L	12	Giants
1976	Bennie Cunningham	TE	28	Steelers
1979	Jerry Butler	WR	5	Bills
	Steve Fuller	QB	23	Chiefs
1980	Jim Stuckey	DT	20	49ers
1982	Jeff Bryant	DT	6	Seahawks
	Perry Tuttle	WR	19	Bills
1983	Terry Kinard	FS	10	Giants
1985	William Perry	MG	22	Bears
1987	Terrence Flagler	TB	25	49ers
1989	Donnell Woolford	CB	11	Bears
1992	Chester McGlockton	DT	16	Raiders
1993	Wayne Simmons	OLB	15	Packers
1997	Trevor Pryce	DE	28	Broncos
1998	Anthony Simmons	ILB	15	Seahawks
1999	Antwan Edwards	CB	25	Packers
2001	Rod Gardner	WR	15	Redskins
2006	Tye Hill	CB	15	Rams
2007	Gaines Adams	DE	4	Buccaneers
2010	C.J. Spiller	RB	9	Bills
2013	DeAndre Hopkins	WR	27	Texans
2014	Sammy Watkins	WR	4	Bills
2015	Vic Beasley	DE	8	Falcons
	Stephone Anthony	LB	31	Saints
2016	Shaq Lawson	DE	19	Bills
2017	Mike Williams	WR	7	Chargers
	Deshawn Watson	QB	12	Texans
2019	Clelin Ferrell	DE	4	Raiders
	Christian Wilkins	DT	13	Dolphins
	Dexter Lawrence	DT	17	Giants
2020	Isaiah Simmons	LB	8	Cardinals
	A.J. Terrell	CB	16	Falcons
2021	Trevor Lawrence	QB	1	Jaguars
	Travis Etienne	RB	25	Jaguars
2022	Myles Murphy	DE	28	Bengals
	Bryan Bresee	DT	29	Saints

	10	260	*Donald Igwebuike, PK	Buccaneers
4/28/87	1	25	*Terrence Flagler, RB	49ers
	2	31	*Kenny Flowers, TB	Falcons
	2	38	*Delton Hall, CB	Steelers
	4	103	*Jim Riggs, TE	Bengals
4/24/88	2	50	*Michael Dean Perry, DT	Browns
	3	81	Tony Stephens, MG	Saints
	12	322	James Earle, LB	Steelers
4/23/89	1	11	*Donnell Woolford, CB	Bears



WILLIAM PERRY WAS A
FIRST-ROUND DRAFT PICK
IN THE 1985 NFL DRAFT.

NFL DRAFT PICKS

HIGHEST NFL DRAFT PICKS

Pick	Rd	Year	Player, Pos.	Team
1	1	2021	Trevor Lawrence, QB	Jaguars
4	1	1939	Banks McFadden, B	Dodgers
4	1	2007	Gaines Adams, DE	Buccaneers
4	1	2014	Sammy Watkins, WR	Bills
4	1	2019	Clelin Ferrell, DE	Raiders
5	1	1979	Jerry Butler, WR	Bills
6	1	1949	Bobby Gage, QB	Steelers
6	1	1982	Jeff Bryant, DT	Seahawks
7	1	2017	Mike Williams, WR	Chargers
8	1	2015	Vic Beasley, DE	Falcons
8	1	2020	Isaiah Simmons, LB	Cardinals
9	1	2010	C.J. Spiller, RB	Bills
10	1	1983	Terry Kinard, FS	Giants
11	1	1989	Donnell Woolford, CB	Bears
12	1	1960	Lou Cordileone, T	Giants
12	1	2017	Deshaun Watson, QB	Texans
13	2	1960	Harold Olson, T	Cardinals
13	1	2019	Christian Wilkins, DT	Dolphins
15	1	1993	Wayne Simmons, LB	Packers
15	1	1998	Anthony Simmons, LB	Seahawks
15	1	2001	Rod Gardner, WR	Redskins
15	1	2006	Tye Hill, CB	Rams
16	1	1992	Chester McGlockton, DT	Raiders
16	1	2020	A.J. Terrell, CB	Falcons
17	1	2019	Dexter Lawrence, DT	Giants
18	2	1957	Joel Wells, B	Packers
19	1	1982	Perry Tuttle, WR	Bills
19	1	2016	Shaq Lawson, DE	Bills
20	1	1980	Jim Stuckey, DT	49ers
22	1	1985	William Perry, MG	Bears
23	1	1979	Steve Fuller, QB	Chiefs
23	2	1963	Pat Crain, RB	Bears
25	1	1987	Terrence Flagler, RB	49ers
25	1	1999	Antwan Edwards, CB	Packers
25	1	2021	Travis Etienne, RB	Jaguars

4	97	* Richard McCullough, DT	Broncos
5	113	* Keith Jennings, WR	Cowboys
10	257	Ty Granger, OT	Buccaneers
10	271	* Tracy Johnson, FB	Oilers
4/22/90	9	241 * Terry Allen, TB	Vikings
	10	260 Gary Cooper, WR	Saints
	10	274 Otis Moore, DT	Giants
4/21/91	2	41 * Jerome Henderson, CB	Patriots
	2	51 * Doug Thomas, WR	Seahawks
	2	53 * John Johnson, OLB	49ers
	3	78 * Chris Gardocki, P/PK	Bears
	4	86 * Dexter Davis, CB	Cardinals
	5	117 * Vance Hammond, DT	Cardinals
	10	271 Eric Harmon, OG	Eagles
	11	301 Stacy Long, OT	Bears
4/26/92	1	16 * Chester McGlockton, DT	Raiders
	2	38 * Levon Kirkland, OLB	Steelers
	5	117 * Curtis Whitley, C	Chargers
	5	125 * Ed McDaniel, ILB	Vikings
4/24/93	1	15 * Wayne Simmons, OLB	Packers
	3	72 * James Trapp, CB	Raiders
	4	91 * Rudy Harris, FB	Buccaneers
	4	106 * Ashley Sheppard, OLB	Vikings
	6	164 * Robert O'Neal, FS	Dolphins
4/24/94	2	50 * Brentson Buckner, DT	Steelers
	7	203 Andre Hewitt, OT	Browns
4/23/95	6	179 * Wardell Rouse, OLB	Buccaneers
4/20/96	2	50 * Patrick Sapp, OLB	Chargers
	2	61 * Brian Dawkins, SS	Eagles
	5	138 * Leomont Evans, FS	Redskins
4/19/97	1	28 * Trevor Pryce, DE	Broncos
	2	40 * Dexter McCleon, CB	Rams
4/18/98	1	15 * Anthony Simmons, ILB	Seahawks
	4	102 * Lorenzo Bromell, DT	Dolphins
	5	129 # Raymond Priester, TB	Rams
	6	159 # Glenn Rountree, OG	Rams
	7	210 * Jim Bundren, OT	Dolphins
4/17/99	1	25 * Antwan Edwards, CB	Packers
	2	45 * Rahim Abdullah, OLB	Browns
	5	139 * Adrian Dingle, DE	Chargers
	5	169 Chris Jones, LB	Vikings
	7	231 * O.J. Childress, LB	Giants
	7	249 Donald Broomfield, DT	Bengals
4/21/01	1	15 * Rod Gardner, WR	Redskins
	7	232 * Keith Adams, LB	Titans
	7	244 * Robert Carswell, FS	Chargers
4/25/03	4	114 * Nick Eason, DT	Broncos
	4	128 * Bryant McNeal, DE	Broncos



MYLES MURPHY WAS A FIRST-ROUND DRAFT PICK IN THE 2023 NFL DRAFT.

4/24/04	3	72 # Donnell Washington, DT	Packers
	3	77 * Derrick Hamilton, WR	49ers
4/23/05	2	57 * Justin Miller, CB	Jets
	3	98 * Leroy Hill, LB	Seahawks
	5	140 * Airese Currie, WR	Bears
4/29/06	1	15 * Tye Hill, CB	Rams
	3	81 * Charlie Whitehurst, QB	Chargers
	7	241 * Charles Bennett, DE	Buccaneers
4/28/07	1	4 * Gaines Adams, DE	Buccaneers
	3	96 * Anthony Waters, LB	Chargers
	5	139 * Dustin Fry, C	Rams
	5	159 # C.J. Gaddis, DB	Eagles
	7	235 * Chansi Stuckey, WR	Jets
4/26/08	2	32 * Phillip Merling, DE	Dolphins
	6	170 * Barry Richardson, OT	Chiefs
4/27/09	4	103 * Dorell Scott, DT	Rams
	5	165 * Chris Clemons, S	Dolphins
	5	166 * Michael Hamlin, S	Cowboys
	6	195 * James Davis, RB	Browns
4/22/10	1	9 * C.J. Spiller, RB	Bills
	4	108 * Jacoby Ford, WR	Raiders
	5	134 * Ricky Sapp, DE	Eagles
	5	164 * Crezdon Butler, DB	Steelers
	7	240 * Kavell Conner, LB	Colts
4/29/11	2	41 * Jarvis Jenkins, DT	Redskins
	2	50 * Marcus Gilchrist, CB	Chargers
	2	51 * Da'Quan Bowers, DE	Buccaneers
	4	122 * Chris Hairston, OT	Bills
	4	130 * Jamie Harper, RB	Titans
	6	173 * Byron Maxwell, CB	Seahawks
4/26/12	2	38 * Andre Branch, DE	Jaguars
	3	64 * Dwayne Allen, TE	Colts
	3	93 * Brandon Thompson, DT	Bengals
	4	115 * Coty Sensabaugh, CB	Titans
4/25-27/13	1	27 * DeAndre Hopkins, WR	Texans
	4	127 * Malliciah Goodman, DE	Falcons
	5	143 * Jonathan Meeks, S	Bills
	6	187 * Andre Ellington, RB	Cardinals
5/8-10/14	1	4 * Sammy Watkins, WR	Bills
	3	100 # Brandon Thomas, OT	49ers
	4	102 * Bashaud Breeland, CB	Redskins
	4	118 * Martavis Bryant, WR	Steelers
	6	213 Tajh Boyd, QB	Jets
4/30-5/2/15	1	8 * Vic Beasley, DE	Falcons
	1	31 * Stephone Anthony, LB	Saints
	5	137 * Grady Jarrett, DT	Falcons
	5	165 * Bradley Pinion, P	49ers
	6	188 * Tony Steward, LB	Bills
	5	! Isaiah Battle, OT	Rams

4/28-30/16	1	19 * Shaq Lawson, DE	Bills
	2	33 * Kevin Dodd, DE	Titans
	2	54 * Mackensie Alexander, CB	Vikings
	2	57 * T.J. Green, S	Colts
	4	109 * B.J. Goodson, LB	Giants
	5	166 * D.J. Reader, DT	Texans
	7	241 * Charone Peake, WR	Jets
	7	244 * Jayron Kearsse, S	Vikings
	7	247 # Zac Brooks, RB	Seahawks
4/27-29/17	1	7 * Mike Williams, WR	Chargers
	1	12 * Deshaun Watson, QB	Texans
	3	97 * Cordrea Tankersley, CB	Dolphins
	4	140 * Wayne Gallman, RB	Giants
	4	142 * Austin Watkins, DT	Texans
	5	150 * Jordan Leggett, TE	Jets
4/26-28/18	3	100 * Dorian O'Daniel, LB	Chiefs
	6	185 * Deon Cain, WR	Colts
	6	187 * Ray-Ray McCloud, WR	Bills
4/25-27/19	1	4 * Clelin Ferrell, DE	Raiders
	1	13 * Christian Wilkins, DT	Dolphins
	1	17 * Dexter Lawrence, DT	Giants
	2	40 * Trayvon Mullen, CB	Raiders
	4	117 * Austin Bryant, DE	Lions
	5	149 * Hunter Renfrow, WR	Raiders
4/23-25/20	1	8 * Isaiah Simmons, LB	Cardinals
	1	16 * A.J. Terrell, CB	Falcons
	2	33 * Tee Higgins, WR	Bengals
	3	100 * Tanner Muse, S	Raiders
	4	109 * John Simpson, OG	Raiders
	4	127 * K'Von Wallace, S	Eagles
	7	250 * Tremayne Anchrum, OT	Rams
4/29-5/1/21	1	1 * Trevor Lawrence, QB	Jaguars
	1	25 * Travis Etienne, RB	Jaguars
	2	46 * Jackson Carman, OT	Bengals
	3	85 * Amari Rodgers, WR	Packers
	5	181 * Cornell Powell, WR	Chiefs
4/28-4/30/22	2	42 * Andrew Booth Jr., CB	Vikings
	7	231 * Baylon Spector, LB	Bills
4/27-4/29/23	1	28 Myles Murphy, DE	Bengals
	1	29 Bryan Bresee, DT	Saints
	3	86 Trenton Simpson, LB	Ravens
	5	137 K.J. Henry, DE	Commanders
	5	156 Jordan McFadden, OL	Chargers
	5	175 Davis Allen, TE	Rams

* - played in an NFL game; \$ - played in Canada; % - reached USFL as highest level; @ - one of many "first-round" selections in old AFL draft system; ^ - AFL redshirt draft; # - made practice squad only; ! - supplemental draft; + - supplemental draft of USFL players

NFL ALUMNI GAMES & SEASONS

Player, Pos.	G	Yrs	Rd	Pick
Rahim Abdullah, OLB	29	2	2	45
Gaines Adams, DE	47	3	1	4
Keith Adams, LB	85	7	7	232
Kevin Alexander, DE	8	1		FA
Mackensie Alexander, CB	84	6	2	54
Dwayne Allen, TE	86	7	3	64
Terry Allen, TB	130	10	9	241
Tremayne Anchrum, OL	14	2	7	250
Stephone Anthony, LB	62	5	1	31
Obed Ariri, PK	18	2	7	178
Cliff Austin, RB	58	5	3	66
Thomas Austin, OG	8	3		FA
Bob Baldwin, B	9	1		FA
Mike Barber, LB	51	5		FA
Gary Barnes, OE	60	5	3	41
Tavaris Barnes, DE	12	1		FA
Vic Beasley, DE	88	6	1	8
Dan Benish, DT	55	5		FA
Charles Bennett, DE	3	1	7	241
Andrew Booth Jr., CB	6	1	2	42
Jeff Bostic, C	184	14		FA
Joe Bostic, OG	132	10	3	64
Da'Quan Bowers, DE	50	4	2	51
Andre Branch, DE	95	7	2	38
Bashaud Breeland, CB	107	8	4	102
Lorenzo Bromell, DE	77	7	4	102
Jonathan Brooks, LB	20	2	4	92
Jaron Brown, WR	101	7		FA
Kourtnei Brown, DE	5	2		FA
Austin Bryant, DE	33	4	4	117
Jeff Bryant, DT	175	12	1	6
Martavis Bryant, WR	44	4	4	118
Brentson Buckner, DT	174	12	2	50
Jim Bundren, C	27	2	7	210
Crezdon Butler, CB	45	7	5	164
Jerry Butler, WR	88	7	1	5
John Cagle, DT/LB/G	6	1	14	344
Deon Cain, WR	15	2	6	185
Ken Callicutt, TB	66	5		FA
Jackson Carman, OL	20	2	2	46
Robert Carswell, SS	18	2	7	244
Chandler Catanzaro, PK	77	5		FA
O.J. Childress, LB	4	1	7	231
Bill Chiple, E/DB	30	3	8	57
Don Chuy, OG	82	7	5	67
Vince Ciurciu, FB/LB	74	7		FA
Dwight Clark, WR	134	9	10	249
Chris Clemons, S	80	7	5	165
Doug Cline, LB	95	7	14	168
James Coley, TE	23	2		FA
Fred Cone, B/PK	94	8	3	27
Kavell Conner, LB	78	6	7	240
Lou Cordileone, OT	75	6	1	12
Darrel Crutchfield, CB	4	1		FA
Bennie Cunningham, TE	118	10	1	28
Airese Currie, WR	1	1	5	140
Woodrow Dantzler, RB	14	2		FA
Billy Davis, DB	1	1		FA
Dexter Davis, CB	59	6	4	86
James Davis, RB	9	2	6	195
Jeff Davis, LB	83	6	5	128
Ty Davis, CB	7	1	3	58
Brian Dawkins, SS	224	16	2	61
Adrian Dingle, DE	70	5	5	139
Kevin Dodd, DE	14	2	2	33
Stacey Driver, TB	2	1		FA
Mike Dukes, LB	81	6	14	162
K.D. Dunn, TE	33	5	5	116
Steve Durham, DE	8	1	6	145
Nick Eason, DT	117	9	4	114
Antwan Edwards, CB	71	7	1	25
Andre Ellington, RB	65	5	6	187
Travis Etienne, RB	17	1	1	25
Leomont Evans, FS	59	4	5	138
Clelin Ferrell, DE	58	4	1	4
Mark Fields, CB	5	2		FA
Terrence Flagler, TB	41	5	1	25
Kenny Flowers, TB	16	2	2	31
Jacoby Ford, WR	38	3	4	108
Dalton Freeman, C	16	1		FA
George Fritts, OT	10	1		FA
Dustin Fry, C	4	1	5	139
Jamaal Fudge, DB	31	3		FA
Steve Fuller, QB	90	7	1	23
Bobby Gage, TB	22	2	1	6
Wayne Gallman, RB	61	5	4	140
Rod Gardner, WR	91	6	1	15
Chris Gardocki, P/PK	244	16	3	78

Marcus Gilchrist, CB	128	10	2	50
Malliciah Goodman, DE	34	3	4	127
B.J. Goodson, LB	67	6	4	109
T.J. Green, S	41	5	2	57
Mario Grier, FB	32	2	6	195
Steve Griffin, TB	4	1		FA
Tyler Grisham, WR	4	1		FA
Chris Hairston, OT	74	6	4	122
Delton Hall, CB	76	6	2	38
Lamont Hall, TE	94	6		FA
Derrick Hamilton, WR	2	1	3	77
Michael Hamlin, S	12	2	5	166
Jamie Harper, RB	23	2	4	130
Rick Harrell, C	4	1	6	155
Rudy Harris, FB	18	2	4	91
Dale Hatcher, P	99	7	3	77
Rudy Hayes, LB	28	3	20	235
Andy Headen, LB	74	6	8	205
Taylor Hearn, OG	4	1		FA
Larry Hefner, LB	34	4	14	346
Jerome Henderson, CB	98	8	2	41
Dick Hendley, QB	7	1	22	262
Tee Higgins, WR	46	3	2	33
Leroy Hill, LB	97	8	3	98
Tye Hill, CB	40	5	1	15
DeAndre Hopkins, WR	145	10	1	27
Tony Horne, RB	39	3		FA
Bill Hudson, DT	32	3	3	34
Bob Hudson, DE/LB/DB	106	10	12	146
Albert Huggins, DT	14	3		FA
Corey Hulsey, OG	40	5		FA
Adam Humphries, WR	96	7		FA
Donald Igwebuike, PK	80	6	10	260
Brandon Jamison, LB	22	2		FA
Grady Jarrett, DT	127	8	5	137
Jarvis Jenkins, DT	98	7	2	41
Ralph Jenkins, C	NA	1	16	138
Keith Jennings, WR	92	8	5	113
John Johnson, OLB	46	5	2	53
Tracy Johnson, FB	121	8	10	271
Jayron Kearsse, S	103	7	7	244
Steve Kenney, OT	89	7		FA
Terry Kinard, DB	121	8	1	10
Levon Kirkland, OLB	176	11	2	38
Al Latimer, DB	40	4		FA
Dexter Lawrence, DT	64	4	1	17
Trevor Lawrence, QB	34	2	1	1
Shaq Lawson, DE	93	7	1	19
John Leake, LB	25	2		FA
Jordan Leggett, TE	15	1	5	150
Kevin Mack, RB	99	9		USFL
Terrence Mack, DE	5	1		FA
Wayne Mass, T	59	5	4	99
Ray Mathews, E	114	10	7	81
Bill Mathis, RB	137	10	8	88
Byron Maxwell, DB	83	7	6	173
Jim McCanless, OG	1	1		FA
Ray-Ray McCloud, WR	65	5	6	187
Dexter McCleon, CB	148	10	2	40
Richard McCullough, DT	16	2	4	97
Ed McDaniel, ILB	125	10	5	125
Banks McFadden, B	11	1	1	4
Chester McGlockton, DT	179	12	1	16
John McMakin, TE	60	5	3	63
Chuck McSwain, RB	19	3	5	135
Rod McSwain, DB	90	7	3	63
Jonathan Meeks, S	38	3	5	143
Phillip Merling, DE	53	6	2	32
Justin Miller, CB	45	5	2	57
Eldridge Milton, LB	3	1		FA
Dwayne Morgan, OT	5	1		FA
Trayvon Mullen, CB	46	4	2	40
Wayne Mulligan, C	87	7	8	201
Tanner Muse, S	23	2	3	100
Dorian O'Daniel, LB	58	4	3	100
Harold Olson, OT	70	5	2	13
Robert O'Neal, FS	2	1	6	164
Joe Pagliel, B	18	2		FA
Michael Palmer, TE	74	5		FA
Bob Patton, OT	12	1	5	59
Charone Peake, WR	31	3	7	241
Michael Dean Perry, DT	148	10	2	50
William Perry, MG/FB	138	10	1	22
Bradley Pinion, P	128	8	5	165
Reggie Pleasant, CB	3	1	6	152
Bob Poole, E	50	4	8	102
Robert Potts, T	16	1		FA
Cornell Powell, WR	3	1	5	181
Trevor Pryce, DT	184	14	1	28

NFL SEASON LEADERS

Player	Years	G	Seasons
Chris Gardocki	1991-06	244	16
Brian Dawkins	1996-11	224	16
Jeff Bostic	1980-93	184	14
Trevor Pryce	1997-10	184	14
Jeff Bryant	1982-93	175	12
Chester McGlockton	1992-03	179	12
Brentson Buckner	1994-05	174	12
Charlie Waters	1970-82	160	11
Levon Kirkland	1992-02	176	11
James Trapp	1993-03	149	11
Ray Mathews	1951-60	114	10
Bob Hudson	1951-61	106	10
Bill Mathis	1960-69	137	10
Bennie Cunningham	1975-85	118	10
Joe Bostic	1979-88	132	10
Johnny Rembert	1983-92	126	10
William Perry	1986-95	138	10
Michael Dean Perry	1988-97	148	10
Terry Allen	1991-02	130	10
Ed McDaniel	1992-01	125	10
Dexter McCleon	1997-06	148	10
Marcus Gilchrist	2011-20	128	10
DeAndre Hopkins	2013-22	145	10

Note: Years are total seasons played at least one game; years lost to injury do not count; **bold** denotes active player.

NFL GAME LEADERS

Player	Years	Seasons	G
Chris Gardocki	1991-06	16	244
Brian Dawkins	1996-11	16	224
Jeff Bostic	1980-93	14	184
Trevor Pryce	1997-10	14	184
Chester McGlockton	1992-03	12	179
Levon Kirkland	1992-02	11	176
Jeff Bryant	1982-93	12	175
Brentson Buckner	1994-05	12	174
Charlie Waters	1970-82	11	160
James Trapp	1993-03	11	149
Michael Dean Perry	1988-97	10	148
Dexter McCleon	1997-06	10	148
DeAndre Hopkins	2013-22	10	145
William Perry	1986-95	10	138
Bill Mathis	1960-69	10	137
Dwight Clark	1979-87	9	134
Joe Bostic	1979-88	10	132
Terry Allen	1991-01	10	130
Marcus Gilchrist	2011-20	10	128
Tyler Shatley	2014-22	9	128
Bradley Pinion	2015-22	8	128
Grady Jarrett	2015-22	8	127

Note: Years are total seasons played at least one game; years lost to injury do not count; **bold** denotes active player.

D.J. Reader, DT	91	7	5	166
Archie Reese, DE	83	6	5	127
Marion Reeves, TB	14	1		FA
Johnny Rembert, LB	126	10	4	101
Hunter Renfrow, WR	56	4	5	149
Barry Richardson, OT	65	6	6	170
Jim Riggs, TE	82	7	4	103
Amari Rodgers, WR	32	2	3	85
Stan Rome, WR	42	4		FA
Wardell Rouse, OLB	16	1	6	179
Larry Ryans, WR	3	1		FA
Patrick Sapp, OLB	63	4	2	50
Ricky Sapp, DE	17	3	5	134
Dorell Scott, DT	33	3	4	103
Coty Sensabaugh, CB	107	8	4	115
Tyler Shatley, OL	128	9		FA
Ashley Sheppard, OLB	21	3	4	106
Anthony Simmons, LB	87	7	1	15
Isaiah Simmons, LB	50	3	1	8
Wayne Simmons, OLB	90	6	1	15
John Simpson, OL	35	3	4	109
Marvin Sims, FB	32	2	12	324
Baylon Spector, LB	6	1	7	231
C.J. Spiller, RB	90	8	1	9
Darnell Stephens, OLB	14	2		FA
Tony Steward, LB	7	1	6	188
Chansi Stuckey, WR	55	4	7	235
Jim Stuckey, DT	93	7	1	20
Cordrea Tankersley, CB	19	3	3	97
A.J. Terrell, CB	44	3	1	16
Don Testerman, RB	49	4	10	282
Doug Thomas, WR	39	3	2	51
Brandon Thompson, DT	53	5	3	93
Dave Thompson, OL	56	5	2	30
Sid Tinsley, TB	9	1		FA
James Trapp, DB	149	11	3	72
David Treadwell, PK	93	6		FA
Nolan Turner, S	5	1		FA
Perry Tuttle, WR	24	3	1	19
Khaled Vaughn, DE	3	1		FA
Gregory Walker, OG	7	1		FA
K'Von Wallace, S	45	3	4	127
Henry Walls, LB	3	1		FA
Joey Walters, WR/DB	5	1		FA
Anthony Waters, LB	20	3	3	96
Charlie Waters, CB	160	11	3	66
Carlos Watkins, DT	69	6	5	142
Sammy Watkins, WR	111	9	1	4
Deshaun Watson, QB	60	5	1	12
Joel Wells, B	14	1	2	18
Harvey White, QB^	9	1	1	NA
Charlie Whitehurst, QB	24	6	3	81
Curtis Whitley, C	72	6	5	117
Christian Wilkins, DT	64	4	1	13
DeShawn Williams, DT	50	4		FA
Mike Williams, WR	85	6	1	7
Perry Williams, CB	3	1		FA

NFL ALUMNI HONORS

PRO FOOTBALL HALL OF FAME

2018 - Brian Dawkins, DB, Eagles, Broncos

NFL ALL-DECADE TEAM

1990s - Levon Kirkland, LB, Steelers

2000s - Brian Dawkins, S, Eagles

NFL PLAYER-OF-THE-YEAR

1982 - ^Dwight Clark, WR, 49ers

AFC ROOKIE-OF-THE-YEAR

1979 - *Jerry Butler, WR, Bills

ALL-ROOKIE TEAM

1979 - Jerry Butler, WR, Bills
Joe Bostic, OG, Cardinals
1980 - Jim Stuckey, DT, 49ers
1982 - Jeff Bryant, DT, Seahawks
1983 - Terry Kinard, FS, Giants
1985 - Kevin Mack, RB, Browns
William Perry, MG/FB, Bears
Dale Hatcher, P, Rams
1987 - Delton Hall, CB, Steelers
1988 - Michael Dean Perry, DT, Browns
1989 - David Treadwell, PK, Broncos
1993 - Wayne Simmons, OLB, Packers
1996 - Brian Dawkins, SS, Eagles
1998 - Lorenzo Bromell, DE, Dolphins
2001 - Rod Gardner, WR, Redskins
2006 - Ty Hill, CB, Rams
2007 - Gaines Adams, DE, Buccaneers
2010 - Kavell Conner, LB, Colts
Jacob Ford, WR, Raiders
2012 - Dwayne Allen, TE, Colts
2013 - Andre Ellington, RB, Cardinals
DeAndre Hopkins, WR, Texans
2014 - Bashaud Breeland, CB, Redskins
Chandler Catanzaro, PK, Cardinals
Sammy Watkins, WR, Bills
2015 - Stephone Anthony, LB, Saints
2017 - Deshaun Watson, QB, Texans
2019 - Dexter Lawrence, DT, Giants
2020 - Tee Higgins, WR, Bengals
A.J. Terrell, CB, Falcons

ALL-PRO SELECTIONS

1952 - Ray Mathews, RB, Steelers
1961 - Bill Mathis, FB, Jets
1962 - Harold Olson, T, Bills
1977 - Charlie Waters, DB, Cowboys
1978 - Charlie Waters, DB, Cowboys
1980 - Jerry Butler, WR, Bills
1981 - Dwight Clark, WR, 49ers
1982 - Dwight Clark, WR, 49ers
1983 - Jeff Bostic, C, Redskins
1985 - Dale Hatcher, P, Rams
1988 - ^Johnny Rember, LB, Patriots
1989 - Michael Dean Perry, DT, Browns
David Treadwell, PK, Broncos
1990 - Michael Dean Perry, DT, Browns
1991 - Michael Dean Perry, DT, Browns
1992 - Michael Dean Perry, DT, Browns
1993 - Michael Dean Perry, DT, Browns
1994 - Michael Dean Perry, DT, Browns
Chester McGlockton, DT, Raiders
Terry Allen, RB, Vikings
1995 - Michael Dean Perry, DT, Broncos
Terry Allen, TB, Redskins
Chester McGlockton, DT, Raiders
^Curtis Whitley, C, Panthers
1996 - Chester McGlockton, DT, Raiders
Chris Gardocki, P, Colts
Terry Allen, TB, Redskins
Levon Kirkland, LB, Steelers
Michael Dean Perry, DT, Broncos
1997 - Levon Kirkland, LB, Steelers
1999 - Trevor Pryce, DT, Broncos
Tony Horne, KR, Rams
2000 - Chris Gardocki, P, Browns
Trevor Pryce, DT, Broncos
2001 - Brian Dawkins, DB, Eagles
Trevor Pryce, DT, Broncos
2002 - Brian Dawkins, DB, Eagles
2004 - Brian Dawkins, DB, Eagles
2006 - Brian Dawkins, DB, Eagles
Justin Miller, KR, Jets
2009 - Brian Dawkins, DB, Broncos
2015 - DeAndre Hopkins, WR, Texans
2016 - Vic Beasley, LB, Falcons

2017 - DeAndre Hopkins, WR, Texans

2018 - DeAndre Hopkins, WR, Texans

2019 - DeAndre Hopkins, WR, Texans

Grady Jarrett, DT, Falcons

2020 - DeAndre Hopkins, WR, Cardinals

2021 - A.J. Terrell, CB, Falcons

2022 - Dexter Lawrence, DT, Giants

PRO BOWL SELECTIONS

1952 - Ray Mathews, HB, Steelers
1955 - Ray Mathews, HB, Steelers
1961 - Bill Mathis, RB, Jets
1962 - Bill Hudson, DT, Chargers
1963 - Bill Mathis, RB, Jets
1976 - Charlie Waters, DB, Cowboys
1977 - Charlie Waters, DB, Cowboys
1978 - Charlie Waters, DB, Cowboys
1980 - Jerry Butler, WR, Bills
1982 - Dwight Clark, WR, 49ers
1983 - Dwight Clark, WR, 49ers
Jeff Bostic, C, Redskins
1985 - Kevin Mack, RB, Browns
Dale Hatcher, P, Rams
1987 - Kevin Mack, RB, Browns
1988 - Johnny Rember, LB, Patriots
Terry Kinard, FS, Giants
1989 - Michael Dean Perry, DT, Browns
David Treadwell, PK, Broncos
Johnny Rember, LB, Patriots
1990 - Michael Dean Perry, DT, Browns
1991 - Michael Dean Perry, DT, Browns
1993 - Michael Dean Perry, DT, Browns
Donnell Woolford, CB, Bears
1994 - Michael Dean Perry, DT, Browns
Chester McGlockton, DT, Raiders
1995 - Chester McGlockton, DT, Raiders
1996 - Chester McGlockton, DT, Raiders
Michael Dean Perry, DT, Broncos
Levon Kirkland, ILB, Steelers
Chris Gardocki, P, Colts
Terry Allen, TB, Redskins
1997 - Chester McGlockton, MG, Raiders
Levon Kirkland, LB, Steelers
1998 - Ed McDaniel, LB, Vikings
1999 - Brian Dawkins, DB, Eagles
Trevor Pryce, DT, Broncos
2000 - Trevor Pryce, DT, Broncos
2001 - Brian Dawkins, DB, Eagles
Trevor Pryce, DT, Broncos
2002 - Brian Dawkins, DB, Eagles
Trevor Pryce, DT, Broncos
2004 - Brian Dawkins, DB, Eagles
2005 - Brian Dawkins, DB, Eagles
2006 - Brian Dawkins, DB, Eagles
Justin Miller, KR, Jets
2008 - Brian Dawkins, DB, Eagles
2009 - Brian Dawkins, DB, Broncos
2011 - Brian Dawkins, DB, Broncos
2012 - C.J. Spiller, RB, Bills
2015 - DeAndre Hopkins, WR, Texans
2016 - Vic Beasley, LB, Falcons
2017 - DeAndre Hopkins, WR, Texans
2018 - DeAndre Hopkins, WR, Texans
Deshaun Watson, QB, Texans
2019 - DeAndre Hopkins, WR, Texans
Grady Jarrett, DT, Falcons
Deshaun Watson, QB, Texans
2020 - DeAndre Hopkins, WR, Cardinals
Grady Jarrett, DT, Falcons
Deshaun Watson, QB, Texans
2021 - Hunter Renfrow, WR, Raiders
2022 - Dexter Lawrence, DT, Giants
Trevor Lawrence, QB, Jaguars

Note: By season, not calendar year of game.

SUPER BOWL CHAMPIONS

1968 - Bill Mathis, RB, Jets
1971 - Charlie Waters, S, Cowboys
1974 - John McMakin, TE, Steelers
1977 - Charlie Waters, S, Cowboys
1978 - Bennie Cunningham, TE, Steelers
1979 - Bennie Cunningham, TE, Steelers
1981 - Dwight Clark, WR, 49ers
Archie Reese, DT, 49ers
Jim Stuckey, DT, 49ers
1982 - Jeff Bostic, C, Redskins
1984 - Dwight Clark, WR, 49ers
Jim Stuckey, DT, 49ers
1985 - Steve Fuller, QB, Bears

**DEXTER LAWRENCE WAS AN
ALL-PRO AND PRO BOWL
SELECTION IN 2022.**



William Perry, MG, Bears
1986 - Ty Davis, CB, Giants
Andy Headen, LB, Giants
Terry Kinard, FS, Giants
1987 - Obed Ariri, PK, Redskins
Dan Benish, DT, Redskins
Jeff Bostic, C, Redskins
K.D. Dunn, TE, Redskins
1988 - Terrence Flagler, RB, 49ers
1989 - Terrence Flagler, RB, 49ers
1991 - Jeff Bostic, C, Redskins
1996 - Wayne Simmons, LB, Packers
1997 - Trevor Pryce, DT, Broncos
1998 - Trevor Pryce, DT, Broncos
1999 - Tony Horne, WR, Rams
Dexter McClellan, CB, Rams
2000 - James Trapp, DB, Ravens
2005 - Chris Gardocki, P, Steelers
2008 - Nick Eason, DT, Steelers
2009 - Anthony Waters, LB, Saints
2012 - Antoine McClain, OG, Ravens (PS)
2013 - Byron Maxwell, CB, Seahawks
2018 - Dwayne Allen, TE, Patriots
2019 - Bashaud Breeland, CB, Chiefs
Dorian O'Daniel, LB, Chiefs
Sammy Watkins, WR, Chiefs
2020 - Bradley Pinion, P, Buccaneers
2021 - Tremayne Anchrum, OL, Rams
2022 - Cornell Powell, WR, Chiefs
Justyn Ross, WR, Chiefs (IR)

Note: By season, not calendar year of game.

LED NFL IN A STAT CATEGORY

1952 - Ray Mathews, Steelers
Yards/All-Purpose Play (8.7)
Punt Returns for Touchdowns (2)
1955 - Fred Cone, Packers
Field Goals (16-24)
Ray Mathews, Steelers
Yards/Play From Scrimmage (9.6)
1982 - Dwight Clark, 49ers
Receptions (60)
Yards/Touch (15.2)
1985 - Dale Hatcher, Rams
Net Punting (38.0)

1987 - Delton Hall, Steelers
Non-Offensive Touchdowns (2)
Dale Hatcher, Rams
Punting Yards (3,140)
1990 - Terry Kinard, Giants
Fumble Return Yards (72)
1996 - Chris Gardocki, Colts
Net Punting (39.0)
Terry Allen, Redskins
Touchdowns (21)
Rushing Touchdowns (21)
1999 - Tony Horne, Rams
Kickoff Return Average (29.7)
Kickoff Return Touchdowns (2)
2000 - Chris Gardocki, Browns
Punts (108)
Punting Yards (4,919)
2006 - Justin Miller, Jets
Kickoff Return Average (28.3)
2008 - Justin Miller, Raiders
Kickoff Return Touchdowns (2)
2010 - Jacoby Ford, Raiders
Kickoff Return Touchdowns (3)
Non-Offensive Touchdowns (3)
2012 - C.J. Spiller, Bills
Yards/Carry By a RB (6.0)
2013 - Andre Ellington, Cardinals
Yards/Carry By a RB (5.5)
2016 - Vic Beasley, Falcons
Sacks (15.5)
Bradley Pinion, 49ers
Punts (100)
2017 - DeAndre Hopkins, Texans
Receiving Touchdowns (13)
2019 - Deshaun Watson, Texans
Game-Winning Drives (5)
Mike Williams, Chargers
Yards/Reception (20.2)
2020 - Deshaun Watson, Texans
Passing Yards (4,823)
Passing Yards/Attempt (8.9)
Yards/Completion (12.6)
Total Offense (5,267)

* - UPI, Sporting News; ^ - Sports Illustrated

YEAR-BY-YEAR TEAM RECORDS

Year	Home	Away	Neutral	Conf.	Finish	Overall	Win %	Scoring	Captain(s)	Head Coach(es)
1896	0-0	2-1	0-0	-----	-----	2-1	.667	36-18	Reuben Hamilton	Walter Riggs
1897	0-0	2-2	0-0	-----	-----	2-2	.500	28-58	William Brock	W.M. Williams
1898	1-0	1-1	1-0	-----	-----	3-1	.750	110-20	Shack Shealy	John Penton
1899	0-0	1-2	3-0	-----	-----	4-2	.667	109-50	Norman Walker	Walter Riggs
1900	1-0	3-0	2-0	3-0	1st	6-0	1.000	222-10	Norman Walker	John Heisman
1901	1-0	1-0-1	1-1	1-0-1	-----	3-1-1	.700	190-38	Claude Douthit	John Heisman
1902	2-0	4-1	0-0	5-1	1st	6-1	.857	152-22	Hope Sadler	John Heisman
1903	0-0	3-1	1-0-1	2-0-1	T-1st	4-1-1	.750	167-22	Hope Sadler	John Heisman
1904	1-1	1-1-1	1-1	-----	-----	3-3-1	.500	50-45	Joe Holland	Shack Shealy
1905	0-0-1	2-2	1-0	-----	-----	3-2-1	.583	101-63	Oscar Derrick	Eddie Cochems
1906	3-0-1	1-0-1	0-0-1	4-0	T-1st	4-0-3	.786	38-4	Fritz Furtick	Bob Williams
1907	2-2	1-1	1-1	-----	-----	4-4	.500	67-45	J.N. McLaurin	Frank Shaughnessy
1908	1-1	0-3	0-2	-----	-----	1-6	.143	26-104	Stricker Coles	John Stone
1909	2-0	2-2	2-1	-----	-----	6-3	.667	93-43	Charlie Robbs	Bob Williams
1910	1-1	3-2	0-0-1	-----	-----	4-3-1	.563	106-54	William Hankel	Frank Dobson
1911	1-2	2-1	0-2	-----	-----	3-5	.375	71-118	Paul Bissell	Frank Dobson
1912	2-0	2-3	0-1	-----	-----	4-4	.500	177-126	Ben Britt	Frank Dobson
1913	1-1	3-2	0-1	-----	-----	4-4	.500	112-98	Arthur Gandy	Bob Williams
1914	0-0	4-3-1	1-0	-----	-----	5-3-1	.611	168-123	William Schilleter	Bob Williams
1915	0-0-1	2-1-1	0-3	-----	-----	2-4-2	.375	113-48	William McGill	Bob Williams
1916	2-1	1-1	0-4	-----	-----	3-6	.333	81-147	Charles Major	Wayne Hart
1917	1-1	3-0	2-1	-----	-----	6-2	.750	183-64	Fredric Witsell	Edward Donahue
1918	3-1	1-1	1-0	-----	-----	5-2	.714	198-101	Stumpy Banks	Edward Donahue
1919	4-0	1-2-2	1-0	-----	-----	6-2-2	.700	152-55	Stumpy Banks	Edward Donahue
1920	3-1-1	0-5	1-0	-----	-----	4-6-1	.409	98-146	Boo Armstrong	Edward Donahue
1921	1-1	0-5-1	0-0-1	0-3	14th	1-6-2	.222	48-187	John Spearman	E.J. Stewart
1922	3-1	2-2	0-1	1-2	T-11th	5-4	.556	170-109	E.H. Emanuel	E.J. Stewart
1923	3-0-1	2-2	0-0	1-1-1	12th	5-2-1	.688	91-65	Butch Holohan	Bud Saunders
1924	2-2	0-2	0-2	0-3	T-18th	2-6	.250	80-96	Charlie Robinson	Bud Saunders
1925	0-3	1-4	0-0	0-4	T-20th	1-7	.125	27-160	G.I. Finklea	Bud Saunders
1926	2-2	0-5	0-0	1-3	T-18th	2-7	.222	20-169	Byars Harvey	Bud Saunders (4), Bob Williams (5)
1927	3-0-1	2-3	0-0	2-2	8th	5-3-1	.611	73-84	Henry Eskew	Josh Cody
1928	3-0	3-2	2-1	4-2	T-7th	8-3	.727	192-77	O.K. Pressley	Josh Cody
1929	4-0	2-2	2-1	3-3	12th	8-3	.727	236-110	O.D. Padgett	Josh Cody
1930	3-0	2-1	3-1	3-2	12th	8-2	.800	239-82	Johnnie Justus	Josh Cody
1931	0-1-1	0-2-1	1-3	1-4	20th	1-6-2	.222	19-164	Angus Fordham	Jess Neely
1932	2-1	1-4-1	0-0	0-4	20th	3-5-1	.389	89-111	Bob Miller	Jess Neely
1933	2-0-1	0-4-1	1-2	1-1	6th	3-6-2	.364	50-98	John Heinemann	Jess Neely
1934	2-0	2-4	1-0	2-1	5th	5-4	.556	89-85	Henry Woodward	Jess Neely
1935	2-0	3-3	1-0	2-1	4th	6-3	.667	147-99	Harry Shore	Jess Neely
1936	2-1	3-4	0-0	3-3	T-7th	5-5	.500	98-95	Net Berry	Jess Neely
1937	2-0	2-4-1	0-0	2-0-1	3rd	4-4-1	.500	128-64	H.D. Lewis	Jess Neely
1938	2-0	4-1	1-0-1	3-0-1	2nd	7-1-1	.833	145-56	Charlie Woods	Jess Neely
1939	2-0	5-1	2-0	4-0	2nd	9-1	.900	165-45	Joe Payne	Jess Neely
1940	2-0	3-2-1	1-0	4-0	1st	6-2-1	.722	182-73	Bob Sharpe	Frank Howard
1941	2-0	3-2	2-0	5-1	3rd	7-2	.778	233-90	Wade Padgett	Frank Howard
1942	2-1	1-4	0-1-1	2-3-1	9th	3-6-1	.350	100-138	Charlie Wright	Frank Howard
1943	0-2	1-2	1-2	2-3	T-7th	2-6	.250	94-185	Ralph Jenkins	Frank Howard
1944	2-0	1-5	1-0	3-1	3rd	4-5	.444	165-179	Ralph Jenkins	Frank Howard
1945	3-1	3-2-1	0-0	2-1-1	4th	6-3-1	.650	211-73	Ralph Jenkins	Frank Howard
1946	2-1	1-4	1-0	2-3	11th	4-5	.444	147-174	Chip Clark	Frank Howard
1947	2-1	2-4	0-0	1-3	12th	4-5	.444	206-146	Cary Cox	Frank Howard
1948	4-0	5-0	2-0	5-0	1st	11-0	1.000	274-76	Bob Martin, Phil Prince	Frank Howard
1949	2-2-1	2-2	0-0-1	2-2	8th	4-4-2	.500	232-216	Gene Moore	Frank Howard
1950	4-0	5-0-1	0-0	3-0-1	2nd	9-0-1	.950	343-76	Fred Cone	Frank Howard
1951	4-0	3-2	0-1	3-1	4th	7-3	.700	196-97	Bob Patton	Frank Howard
1952	1-1	1-5-1	0-0	-----	*	2-6-1	.278	112-157	George Rodgers	Frank Howard
1953	2-2	1-3-1	0-0	1-2	6th	3-5-1	.389	139-172	Dreher Gaskin, Nathan Gressette	Frank Howard
1954	3-1	0-4	2-0	1-2	5th	5-5	.500	193-121	Buck George, Scott Jackson, Mark Kane, Clyde White	Frank Howard
1955	3-1	3-1	1-1	3-1	3rd	7-3	.700	206-144	Don King	Frank Howard
1956	4-0	3-1-2	0-1	4-0-1	1st	7-2-2	.727	167-101	Charlie Bussey	Frank Howard
1957	3-1	4-2	0-0	4-3	T-3rd	7-3	.700	216-78	John Grdijan, Leon Kaltenback	Frank Howard
1958	5-0	3-2	0-1	5-1	1st	8-3	.727	169-138	Bill Thomas	Frank Howard
1959	3-1	5-1	1-0	6-1	1st	9-2	.818	285-103	Paul Snyder, Harvey White	Frank Howard
1960	5-0	1-4	0-0	4-2	4th	6-4	.600	197-124	Dave Lynn, Lowndes Shingler	Frank Howard
1961	3-2	2-3	0-0	3-3	T-3rd	5-5	.500	199-126	Ron Andreo, Calvin West	Frank Howard
1962	2-3	4-1	0-0	5-1	2nd	6-4	.600	168-130	Dave Hynes	Frank Howard
1963	2-1-1	3-3	0-0	5-2	T-3rd	5-4-1	.550	181-140	Tracy Childers	Frank Howard
1964	2-2	1-5	0-0	2-4	7th	3-7	.300	105-135	Johnny Boyette, Ted Bunton	Frank Howard
1965	3-1	2-4	0-0	4-3	T-1st	5-5	.500	117-137	Bill Hecht, Floyd Rogers	Frank Howard
1966	4-0	2-4	0-0	6-1	1st	6-4	.600	174-177	Mike Facciolo	Frank Howard
1967	3-2	3-2	0-0	6-0	1st	6-4	.600	166-128	Jimmy Addison, Frank Liberatore	Frank Howard
1968	2-2	2-3-1	0-0	4-1-1	2nd	4-5-1	.450	184-179	Billy Ammons, Ronnie Ducworth	Frank Howard
1969	2-2	2-4	0-0	3-3	T-3rd	4-6	.400	178-250	Ivan Southerland, Charlie Tolley	Frank Howard
1970	2-4	1-4	0-0	2-4	T-6th	3-8	.273	164-313	B.B. Elvington, Jim Sursavage, Ray Yauger	Hootie Ingram
1971	2-3	1-3	2-0	4-2	2nd	5-6	.455	155-202	Larry Hefner, John McMakin	Hootie Ingram
1972	3-2	1-5	0-0	2-4	5th	4-7	.364	143-245	Wade Hughes, Buddy King, Frank Wirth	Hootie Ingram
1973	3-3	2-3	0-0	4-2	3rd	5-6	.455	231-263	Mike Buckner, Ken Pengitore	Red Parker
1974	6-0	1-4	0-0	4-2	T-2nd	7-4	.636	246-250	Willie Anderson, Mark Fellers, Jim Ness, Ken Peeples	Red Parker
1975	1-4	1-5	0-0	2-3	5th	2-9	.182	177-381	Bennie Cunningham, Neal Jetton, Dennis Smith, Jimmy Williamson	Red Parker
1976	2-2-1	1-4-1	0-0	0-4-1	7th	3-6-2	.364	172-237	Malcolm Marler, Mike O'Cain, Randy Scott, Joey Walters	Red Parker
1977	3-2	5-0-1	0-1	4-1-1	2nd	8-3-1	.708	228-163	Steve Fuller, Steve Godfrey, Randy Scott	Charley Pell
1978	6-0	4-1	1-0	6-0	1st	11-1	.917	368-131	Steve Fuller, Randy Scott	Charley Pell (11), Danny Ford (1)
1979	4-2	4-1	0-1	4-2	T-2nd	8-4	.667	205-116	Bubba Brown, Billy Lott	Danny Ford
1980	4-2	2-3	0-0	2-4	T-4th	6-5	.545	217-222	Lee Nanney, Willie Underwood	Danny Ford
1981 ^{1NC}	6-0	5-0	1-0	6-0	1st	12-0	1.000	338-105	Jeff Davis, Lee Nanney, Perry Tuttle	Danny Ford
1982	5-0-1	3-1	1-0	6-0	1st	9-1-1	.864	289-147	Homer Jordan, Terry Kinard	Danny Ford
1983	6-0-1	3-1	0-0	-----	*	9-1-1	.864	338-200	James Farr, James Robinson	Danny Ford

YEAR-BY-YEAR TEAM RECORDS



THE 2022 TIGERS TOTALED DOUBLE-DIGIT WINS FOR THE 12TH YEAR IN A ROW.

Year	Home	Away	Neutral	Conf.	Finish	Overall	Win %	Scoring	Captain(s)	Head Coach(es)
1984	5-1	2-3	0-0	-----	*	7-4	.636	346-215	Mike Eppley, William Perry	Danny Ford
1985	3-3	3-2	0-1	4-3	T-3rd	6-6	.500	244-222	Steve Berlin, Steve Reese	Danny Ford
1986	3-1-1	4-1-1	1-0	5-1-1	1st	8-2-2	.750	296-187	Terrence Flagler, Terence Mack	Danny Ford
1987	7-1	2-1	1-0	6-1	1st	10-2	.833	333-176	Michael Dean Perry, John Phillips	Danny Ford
1988	5-1	4-1	1-0	6-1	1st	10-2	.833	342-157	Rodney Williams, Donnell Woolford	Danny Ford
1989	5-1	4-1	1-0	5-2	3rd	10-2	.833	368-138	Wesley McFadden, Otis Moore	Danny Ford
1990	6-0	3-2	1-0	5-2	T-2nd	10-2	.833	333-109	Stacy Fields, Vance Hammond	Ken Hatfield
1991	6-0-1	2-1	1-1	6-0-1	1st	9-2-1	.792	317-185	Rob Bodine, DeChane Cameron, Levon Kirkland	Ken Hatfield
1992	4-2	1-4	0-0	3-5	7th	5-6	.455	261-213	Robert O'Neal, Ashley Sheppard, Wayne Simmons	Ken Hatfield
1993	6-1	2-2	1-0	5-3	3rd	9-3	.750	198-192	Richard Moncrief	Ken Hatfield (11), Tommy West (1)
1994	4-2	1-4	0-0	4-4	6th	5-6	.455	164-188	Tim Jones, Louis Solomon	Tommy West
1995	3-3	5-0	0-1	6-2	3rd	8-4	.667	303-219	Louis Solomon	Tommy West
1996	5-1	2-3	0-1	6-2	T-2nd	7-5	.583	245-241	Dexter McCleon	Tommy West
1997	3-3	4-1	0-1	4-4	5th	7-5	.583	292-219	Raymond Priestler, Raymond White	Tommy West
1998	3-4	0-4	0-0	1-7	T-8th	3-8	.273	218-272	Donald Broomfield, Holland Postell	Tommy West
1999	3-2	3-3	0-1	5-3	2nd	6-6	.500	322-253	Keith Adams, Ryan Romano, Brandon Streeter	Tommy Bowden
2000	6-1	3-1	0-1	6-2	2nd	9-3	.750	416-253	Chad Carson, Rod Gardner, Chad Speck	Tommy Bowden
2001	3-3	3-2	1-0	4-4	T-4th	7-5	.583	369-339	Chad Carson, Woodrow Dantzler, Charles Hafley	Tommy Bowden
2002	5-2	2-3	0-1	4-4	5th	7-6	.538	330-349	Nick Eason, Bryant McNeal, Jackie Robinson	Tommy Bowden
2003	6-1	2-3	1-0	5-3	3rd	9-4	.692	365-250	Tony Elliott, DeJuan Polk, Gregory Walker	Tommy Bowden
2004	5-1	1-4	0-0	4-4	T-6th	6-5	.545	236-229	Eric Coleman, Airese Currie, Leroy Hill	Tommy Bowden
2005	4-2	3-2	1-0	4-4	3rd (Atl.)	8-4	.667	316-211	Charles Bennett, Jamaal Fudge, Steven Jackson, Charlie Whitehurst	Tommy Bowden
2006	5-2	2-2	1-1	5-3	T-2nd (Atl.)	8-5	.615	425-210	Gaines Adams, Chansi Stuckey, Anthony Waters	Tommy Bowden
2007	5-2	4-1	0-1	5-3	T-2nd (Atl.)	9-4	.692	430-243	Michael Hamlin, Cullen Harper	Tommy Bowden
2008	5-2	2-2	0-2	4-4	T-3rd (Atl.)	7-6	.539	327-225	James Davis, Tyler Grisham, Michael Hamlin, Cullen Harper, Jock McKissic	Tommy Bowden (6), Dabo Swinney (7)
2009	6-1	2-3	1-1	6-2	1st (Atl.)	9-5	.643	436-286	Thomas Austin, Chris Chancellor, Kavell Conner, Michael Palmer, Ricky Sapp, C.J. Spiller	Dabo Swinney
2010	5-2	1-4	0-1	4-4	T-4th (Atl.)	6-7	.462	312-244	Marcus Gilchrist, Chris Hairston, Jarvis Jenkins, DeAndre McDaniel, Michael Wade	Dabo Swinney
2011	7-0	2-3	1-1	6-2	^1st (Atl.)	10-4	.714	470-410	Andre Branch, Chad Diehl, Marquan Jones, Cody Sensabaugh, Brandon Thompson, Landon Walker	Dabo Swinney
2012	6-1	3-1	2-0	7-1	T-1st (Atl.)	11-2	.846	533-323	Xavier Brewer, Jaron Brown, Andre Ellington, Dalton Freeman, Rashard Hall, Jonathan Meeks	Dabo Swinney
2013	6-1	4-1	1-0	7-1	2nd (Atl.)	11-2	.846	522-288	Tajh Boyd, Quandon Christian, Darius Robinson, Tyler Shatley, Spencer Shuey, Brandon Thomas	Dabo Swinney
2014	7-0	2-3	1-0	6-2	2nd (Atl.)	10-3	.769	401-217	Stephone Anthony, Sam Cooper, Adam Humphries, Grady Jarrett	Dabo Swinney
2015	7-0	5-0	2-1	8-0	^1st (Atl.)	14-1	.933	577-325	Travis Blanks, B.J. Goodson, Eric Mac Lain, Charone Peake, D.J. Reader, Stanton Seckinger	Dabo Swinney
2016 ^{NC}	6-1	5-0	3-0	7-1	^1st (Atl.)	14-1	.933	588-270	Ben Boulware, Jay Guillermo, Jadar Johnson, Jordan Leggett, Carlos Watkins, Deshaun Watson	Dabo Swinney
2017	7-0	4-1	1-1	7-1	^1st (Atl.)	12-2	.857	460-166	Ryan Carter, Tyrone Crowder, Taylor Hearn, Maverick Morris, Dorian O'Daniel, Christian Wilkins	Dabo Swinney
2018 ^{NC}	7-0	5-0	3-0	8-0	^1st (Atl.)	15-0	1.000	664-197	Adam Choice, Clelin Ferrell, Mitch Hyatt, Kendall Joseph, Hunter Renfrow, Christian Wilkins	Dabo Swinney
2019	7-0	5-0	2-1	8-0	^1st (Atl.)	14-1	.933	659-203	Tremayne Anchrum, Gage Cervenka, Tanner Muse, Diondre Overton, John Simpson, Isaiah Simmons, K'Von Wallace	Dabo Swinney
2020	6-0	3-1	1-1	8-1	^2nd	10-2	.833	522-242	Trevor Lawrence, Nyles Pinckney, Amari Rodgers, James Skalski, Cade Stewart, Nolan Turner	Dabo Swinney
2021	6-0	3-2	1-1	6-2	T-2nd (Atl.)	10-3	.769	342-193	Matt Bochoirst, Will Brown, Mario Goodrich, Justyn Ross, James Skalski, Baylon Spector, Will Spiers, Nolan Turner	Dabo Swinney
2022	6-1	4-1	1-1	8-0	^1st (Atl.)	11-3	.786	465-292	Davis Allen, Tyler Davis, K.J. Henry, Jordan McFadden, Jalyn Phillips	Dabo Swinney
Totals	410-127-15	298-282-23	81-59-7	402-203-14		789-468-45	.623	28,551-19,767		25 Head Coaches

* - ineligible for conference championship; ^ - ACC Championship Game winner; ^{NC} - national champion; Note: Clemson's Southern Conference record was 67-57-6 (.538) and won two SoCon championships; Clemson's record against ACC regular-season opponents (including 18 games vs. South Carolina) is 320-146-6 (.684), including 20 outright championships and one co-championship.

YEAR-BY-YEAR CLEMSON STATS

YEAR	GAMES	PLAYS	TOTAL YARDS	YARDS PER GAME	YARDS PER PLAY	CARRIES	RUSHING YARDS	YARDS PER GAME	YARDS PER CARRY	PASS ATTEMPTS	COMPLETIONS	PASSING YARDS	HAD INTERCEPTED	COMPLETION %	YARDS PER GAME	PUNTING AVERAGE	PUNT RETURNS	PUNT RETURN YARDS	KICKOFF RETURNS	KICKOFF RETURN YARDS	INTERCEPTIONS	INTERCEPTION YARDS	FIRST DOWNS	POINTS PER GAME	TURNOVERS
1938	9	461	2151	239.0	4.7	396	1638	182.0	4.1	65	32	513	4	49.2	57.0	38.0	41	584	15	321	9	111	94	16.2	10
1939	10	558	2820	282.0	5.1	480	2185	218.5	4.6	78	33	635	7	42.3	63.5	41.0	43	271	12	230	14	116	113	16.5	26
1940	9	552	2391	265.7	4.3	448	1794	199.3	4.0	104	33	597	6	31.7	66.3	37.0	43	372	11	155	19	209	108	20.2	8
1941	9	582	2977	330.8	5.1	439	2226	247.3	5.1	143	43	751	10	30.1	83.4	40.5	52	560	20	428	12	150	111	25.9	23
1942	10	535	1876	187.6	3.5	399	1277	127.7	3.2	106	43	599	15	41.0	59.9	37.3	43	296	17	307	12	149	95	10.0	29
1943	8	387	1456	182.0	3.8	306	1057	132.1	3.5	81	25	399	10	30.9	49.9	36.4	28	237	16	289	12	70	60	11.8	23
1944	9	482	2070	230.0	4.3	394	1696	188.4	4.3	88	21	374	16	23.9	41.6	38.6	36	256	33	648	14	102	105	18.3	26
1945	10	548	2600	260.0	4.7	453	2064	206.4	4.6	95	27	536	13	28.4	53.6	36.0	53	466	23	429	19	235	104	21.1	30
1946	9	442	2046	255.8	4.6	309	995	124.4	3.2	133	62	1051	15	46.6	131.4	36.2	22	137	57	488	12	121	90	15.6	24
1947	9	483	2673	297.0	5.5	330	1340	148.9	4.1	153	67	1333	19	43.8	148.1	41.2	28	224	22	419	7	120	95	22.9	35
1948	11	645	3344	304.0	5.2	502	2313	210.3	4.6	143	53	1031	13	36.4	93.7	37.1	33	539	16	341	20	237	140	24.9	31
1949	10	588	3144	314.4	5.3	408	2003	200.3	4.9	180	64	1141	13	35.6	114.1	40.3	20	252	38	567	14	145	141	23.2	22
1950	10	702	4216	421.6	6.0	559	2805	280.5	5.0	143	62	1411	10	43.4	141.1	36.6	31	450	21	305	10	173	158	34.4	21
1951	10	691	3319	331.9	4.8	507	2186	218.6	4.3	184	73	1133	15	39.7	113.3	32.4	34	341	22	380	25	363	164	19.6	27
1952	9	552	2179	242.1	3.9	420	1595	177.2	3.8	132	45	584	19	34.1	64.9	36.4	29	262	27	533	16	145	100	12.4	36
1953	9	568	2750	305.6	4.8	426	1792	199.1	4.2	142	60	958	15	42.2	106.4	36.4	12	125	32	473	14	150	127	15.4	39
1954	10	616	2916	291.6	4.7	506	2081	208.1	4.1	110	44	835	11	40.0	83.5	36.6	30	489	25	405	10	139	151	19.3	33
1955	10	600	3057	305.7	5.1	485	2200	220.0	4.5	115	44	857	13	38.3	85.7	31.1	16	202	25	516	13	154	156	20.6	23
1956	11	629	2512	251.2	4.0	548	2166	216.6	4.0	81	25	346	7	30.9	34.6	35.3	21	214	22	469	12	145	152	14.6	22
1957	10	646	3277	327.7	5.1	517	2232	223.2	4.3	130	57	1045	8	43.9	104.5	33.2	22	214	19	350	7	135	170	21.6	24
1958	11	744	3344	304.0	4.5	604	2426	220.5	4.0	140	69	918	9	49.3	83.5	32.0	40	450	29	570	8	61	178	15.4	23
1959	11	746	3300	300.0	4.4	581	2128	193.5	3.7	165	77	1168	10	46.7	106.2	34.5	47	531	28	668	20	349	184	25.9	24
1960	10	724	3060	306.0	4.2	535	1944	194.4	3.6	189	81	1116	10	42.9	111.6	36.2	34	374	27	467	11	161	176	19.7	23
1961	10	708	3075	307.5	4.3	499	1783	178.3	3.6	209	91	1292	14	43.5	129.2	38.8	36	572	29	584	8	119	172	19.9	25
1962	10	695	2897	289.7	4.2	545	2054	205.4	3.8	150	63	843	16	42.0	84.3	39.7	25	299	29	658	13	118	170	16.8	33
1963	10	741	3139	313.9	4.2	565	1959	195.9	3.5	176	72	1180	16	40.9	118.0	30.1	38	407	32	652	8	58	166	18.1	42
1964	10	644	2245	224.5	3.5	493	1696	168.6	3.4	151	44	559	16	29.1	55.9	36.5	32	261	28	570	19	145	128	10.5	32
1965	10	680	2789	278.9	4.1	472	1569	156.9	3.3	208	91	1220	15	43.8	122.0	39.1	28	229	29	612	10	51	161	11.7	31
1966	10	614	3056	305.6	4.9	419	1520	152.0	3.6	195	105	1536	15	53.8	153.6	38.9	35	281	37	852	12	123	150	17.4	30
1967	10	711	3121	312.1	4.4	483	1887	188.7	3.9	228	105	1234	13	46.0	123.4	37.9	37	387	25	426	10	116	167	16.6	21
1968	10	722	3094	309.4	4.3	503	1803	180.3	3.6	219	98	1291	19	44.7	129.1	36.7	30	302	30	702	17	94	156	18.4	37
1969	10	711	3157	315.7	4.4	430	1402	140.2	3.3	281	133	1755	24	47.5	175.5	38.1	25	215	44	952	12	102	165	17.8	43
1970	11	760	2760	250.9	3.6	458	1201	109.2	2.6	302	145	1559	12	48.0	141.7	36.8	27	403	57	1187	14	344	159	14.9	19
1971	11	746	2845	258.6	3.8	554	1582	143.8	3.8	192	82	1263	14	42.7	114.8	36.7	24	254	32	656	19	176	158	14.1	30
1972	11	742	2928	266.2	3.9	590	2058	187.1	3.5	152	64	870	9	42.1	79.1	38.4	32	194	41	763	15	74	160	13.0	26
1973	11	796	4009	364.5	5.0	591	2497	227.0	4.1	205	90	1512	10	43.9	137.5	41.8	31	227	43	831	19	213	204	21.0	31
1974	11	749	3659	332.6	4.9	611	2543	231.2	4.2	138	62	1116	8	44.9	101.5	39.5	27	285	37	744	13	132	196	22.4	29
1975	11	746	3722	338.4	5.0	538	1924	174.9	3.6	208	111	1798	9	53.3	163.5	34.8	22	145	49	876	6	59	195	16.1	35
1976	11	750	3707	337.0	4.9	573	2463	223.8	4.3	177	87	1245	10	49.2	113.2	38.2	16	88	34	547	9	24	206	15.6	34
1977	12	852	4075	339.6	4.8	639	2369	197.4	3.7	213	111	1706	8	52.1	142.2	38.4	37	335	32	648	8	234	216	19.0	30
1978	12	946	5134	427.8	5.4	741	3469	289.1	4.7	205	111	1665	5	54.1	138.8	39.4	23	288	25	486	24	327	273	30.7	21
1979	12	911	3901	325.1	4.3	725	2689	224.1	3.7	186	93	1212	10	50.0	101.0	43.0	29	193	24	363	16	216	228	17.1	21



STEVE FULLER
LED CLEMSON TO
30.7 POINTS PER
GAME IN 1978.

YEAR-BY-YEAR CLEMSON STATS

YEAR	GAMES	PLAYS	TOTAL YARDS	YARDS PER GAME	YARDS PER PLAY	CARRIES	RUSHING YARDS	YARDS PER GAME	YARDS PER CARRY	PASS ATTEMPTS	COMPLETIONS	PASSING YARDS	HAD INTERCEPTED	COMPLETION %	YARDS PER GAME	PUNTING AVERAGE	PUNT RETURNS	PUNT RETURN YARDS	KICKOFF RETURNS	KICKOFF RETURN YARDS	INTERCEPTIONS	INTERCEPTION YARDS	FIRST DOWNS	POINTS PER GAME	TURNOVERS
1980	11	813	3675	334.1	4.5	590	1993	181.2	3.4	223	109	1682	13	48.8	152.8	37.7	28	175	32	502	12	175	203	19.7	36
1981	12	910	4698	391.5	5.2	705	2977	248.1	4.2	205	112	1721	10	54.6	143.4	42.1	37	333	20	409	23	190	254	28.2	24
1982	11	796	3869	354.2	4.9	618	2604	236.7	4.2	178	98	1265	12	55.1	115.0	39.9	24	160	17	312	21	261	210	26.3	24
1983	11	778	4219	383.5	5.4	588	2752	250.2	4.7	190	104	1467	11	54.7	133.4	43.3	17	83	34	648	20	208	219	30.7	24
1984	11	768	4184	380.4	4.5	521	2326	211.5	4.5	247	137	1858	12	55.5	168.9	44.0	32	206	27	522	16	114	221	31.5	27
1985	12	860	4283	356.9	5.0	603	2688	224.0	4.5	257	125	1595	10	48.6	132.9	39.9	19	100	43	915	11	86	235	20.3	33
1986	12	917	4570	380.8	5.0	705	3245	270.4	4.6	212	104	1325	11	49.1	110.4	38.5	36	313	39	977	16	180	242	24.7	24
1987	12	887	4542	378.5	5.1	661	2972	247.7	4.5	226	109	1570	12	48.2	130.8	38.3	53	720	34	724	19	147	235	27.8	29
1988	12	874	4615	384.6	5.3	673	3241	270.1	4.8	201	85	1374	4	42.3	114.5	41.1	41	269	27	538	15	171	241	28.5	13
1989	12	873	4561	380.1	5.2	678	2841	234.9	4.2	195	117	1720	6	60.0	139.8	42.7	36	354	26	581	21	318	253	30.7	15
1990	12	882	4265	355.4	4.8	667	2956	246.3	4.4	215	107	1309	5	49.7	109.1	43.7	52	422	29	627	16	181	225	27.7	17
1991	12	918	4836	403.0	5.3	658	3019	251.6	4.6	260	140	1817	11	53.8	151.4	35.6	49	555	31	623	9	39	253	26.4	29
1992	11	824	4054	368.5	4.9	580	2828	257.1	4.9	224	103	1226	5	42.2	111.5	40.0	37	268	35	650	14	258	205	23.7	18
1993	12	804	3728	310.7	4.6	602	2131	177.6	3.5	202	100	1597	10	49.5	133.1	34.1	27	347	40	889	17	145	193	16.5	19
1994	11	769	2996	272.4	3.9	544	1913	173.9	3.5	225	106	1083	10	47.1	98.5	38.9	16	103	40	786	16	103	176	14.9	12
1995	12	860	4556	379.7	5.3	645	2945	245.4	4.6	215	122	1611	8	56.7	134.3	39.9	30	348	38	850	22	276	235	25.3	22
1996	12	787	4016	334.7	5.1	543	2383	198.6	4.4	244	126	1633	9	51.6	136.1	39.0	23	132	36	740	7	135	201	20.4	17
1997	12	817	4131	344.3	5.1	506	1832	152.7	3.6	311	188	2299	11	60.5	191.6	41.5	35	381	39	932	9	172	220	24.3	21
1998	11	712	3354	304.9	4.7	413	1324	120.4	3.2	299	158	2030	14	52.8	184.5	41.2	32	298	39	745	7	216	166	19.8	29
1999	12	920	4831	402.6	5.3	497	1812	151.0	3.6	423	252	3019	15	59.6	251.6	39.9	22	153	35	689	19	205	262	26.8	23
2000	12	931	5242	436.8	5.6	591	2688	224.0	4.5	340	180	2554	11	52.9	212.8	35.8	35	524	31	625	15	296	273	34.7	20
2001	12	913	5184	432.0	5.7	518	2300	191.7	4.4	395	226	2884	15	57.2	240.3	37.3	28	277	46	1118	13	76	282	30.8	24
2002	13	920	4726	363.5	5.1	458	1569	120.7	3.4	462	268	3157	13	58.0	242.8	36.0	42	437	52	1264	21	146	259	25.4	28
2003	13	954	5467	420.5	5.7	464	1780	136.9	3.8	490	300	3687	13	61.2	283.6	38.3	38	289	29	803	14	113	303	28.1	19
2004	11	736	3252	295.6	4.4	381	1183	107.5	3.1	355	178	2069	17	50.1	188.1	39.4	33	388	34	920	11	139	184	21.5	24
2005	12	827	4615	384.6	5.6	450	1836	153.0	4.1	377	248	2779	10	65.8	231.6	33.5	30	207	30	658	14	168	249	26.3	15
2006	13	822	5342	410.9	6.5	495	2832	217.8	5.7	327	198	2510	11	60.6	193.1	41.3	27	204	26	660	14	276	248	32.7	28
2007	13	963	5242	403.2	5.4	508	2095	161.2	4.1	455	295	3147	6	64.8	242.1	41.3	33	309	44	1052	16	81	293	33.1	12
2008	13	831	4282	329.4	5.2	431	1450	111.5	3.4	400	248	2832	16	62.0	217.8	39.0	35	298	41	919	19	368	236	25.2	29
2009	14	886	5073	362.4	5.7	496	2385	170.4	4.8	390	220	2688	13	56.4	192.0	38.7	26	374	46	1084	21	342	246	31.1	24
2010	13	866	4350	334.6	5.0	457	1807	139.0	4.0	409	230	2543	14	56.2	195.6	42.5	30	331	45	1027	15	189	234	24.0	23
2011	14	1055	6171	440.8	5.8	530	2219	158.5	4.2	525	311	3952	12	59.2	282.3	41.5	13	90	63	1405	14	270	315	33.6	24
2012	13	1062	6665	512.7	6.3	588	2484	191.1	4.2	474	318	4181	14	67.1	321.6	39.2	23	99	35	717	13	136	341	41.0	21
2013	13	1037	6600	507.7	6.4	544	2270	174.6	4.2	493	341	4330	12	69.2	333.1	39.5	29	242	29	545	18	264	327	40.2	24
2014	13	990	5308	408.3	5.4	539	1904	146.5	3.5	451	292	3404	12	64.7	261.8	42.4	35	199	29	544	12	213	267	30.8	18
2015	15	1207	7718	514.5	6.4	679	3345	223.0	4.9	528	356	4373	15	64.7	291.5	39.1	27	63	40	865	16	137	393	38.5	27
2016	15	1221	7552	503.5	6.2	592	2543	169.5	4.3	629	422	5009	17	67.1	333.9	38.2	35	278	34	723	20	309	403	39.2	28
2017	14	1048	6014	429.6	5.7	578	2717	194.1	4.7	470	309	3297	9	65.7	235.5	40.6	29	322	28	538	14	214	309	33.3	16
2018	15	1076	7908	527.2	7.3	568	3723	248.2	6.6	508	328	4185	8	64.6	279.0	39.9	42	300	20	454	12	328	358	44.3	17
2019	15	1075	7931	528.7	7.4	566	3606	240.4	6.4	509	326	4325	10	64.0	288.3	42.0	33	185	23	513	19	254	393	43.9	15
2020	12	901	6028	502.3	6.7	411	1846	153.8	4.5	490	326	4182	6	66.5	348.5	42.4	13	123	19	434	14	118	295	43.5	15
2021	13	903	4668	359.1	5.2	489	2183	167.9	4.5	414	228	2485	11	55.1	191.2	40.7	21	93	21	522	12	69	259	26.3	19
2022	14	1026	5744	410.3	5.6	546	2491	177.9	4.6	480	298	3253	10	62.1	232.4	41.8	27	191	18	411	13	153	321	33.2	22



THE 1989 COACHING STAFF LED CLEMSON TO 30.7 POINTS PER GAME IN 1989.

YEAR-BY-YEAR OPPONENT STATS

YEAR	GAMES	PLAYS	TOTAL YARDS	YARDS PER GAME	YARDS PER PLAY	CARRIES	RUSHING YARDS	YARDS PER GAME	YARDS PER CARRY	PASS ATTEMPTS	COMPLETIONS	PASSING YARDS	HAD INTERCEPTED	COMPLETION %	YARDS PER GAME	PUNTING AVERAGE	PUNT RETURNS	PUNT RETURN YARDS	KICKOFF RETURNS	KICKOFF RETURN YARDS	INTERCEPTIONS	INTERCEPTION YARDS	FIRST DOWNS	POINTS PER GAME	TURNOVERS
1938	9	491	1742	193.6	3.5	386	1211	134.6	3.1	105	39	531	9	37.1	33.0						4	84	6.2	17	
1939	10	519	1575	157.5	3.0	410	1126	112.6	2.7	109	32	449	14	29.4	44.9						7	80	4.5	26	
1940	9	468	1652	183.6	3.5	339	1094	121.6	3.2	129	46	558	19	35.7	62.0						6	92	8.3	27	
1941	9	487	1886	209.6	3.9	334	904	100.4	2.7	153	74	982	12	48.4	109.1						10	83	10.1	26	
1942	10	597	2349	234.9	3.9	467	1625	162.5	3.5	130	49	724	12	38.0	72.4						15	101	13.8	25	
1943	8	462	2418	302.3	5.2	349	1582	197.8	4.5	113	54	836	12	47.8	104.5						10	98	23.1	32	
1944	9	519	2436	270.7	4.7	410	1797	199.7	4.4	109	40	639	14	36.7	71.0						16	105	19.9	28	
1945	10	533	1932	193.2	3.6	364	1105	110.5	3.0	169	60	827	19	35.5	82.7						13	91	7.3	34	
1946	9	489	2127	265.9	4.3	336	1164	145.5	3.5	153	62	963	1	40.5	120.4						15	98	19.3	29	
1947	9	544	2189	243.7	4.0	404	1223	135.9	3.0	140		966	7		107.3						19	104	16.2	23	
1948	11		1949	177.2			1116	101.4		161	61	833	20	37.9	75.7						13	99	6.9	30	
1949	10	621	3169	316.9	5.1	460	2168	216.8	4.7	161	76	1001	14	47.2	100.1						13	147	21.6	33	
1950	10	604	2477	247.7	4.1	385	1487	148.7	3.9	219	77	990	22	35.2	99.0	38.6	14	161			10	79	104	7.6	40
1951	10	618	2259	225.9	3.7	442	1383	138.3	3.1	176	61	876	25	34.7	87.6	39.0	32	440			15	103	9.7	28	
1952	9	620	2317	257.4	3.7	459	1436	159.6	3.1	161	62	881	16	38.5	97.9	37.2	35	270	28	412	19	193	113	17.4	32
1953	9	516	2471	274.6	4.8	367	1488	165.3	4.0	151	54	983	14	35.7	109.2	31.0	15	401	28	767	15	230	116	19.1	27
1954	10	528	1761	176.1	3.3	388	969	96.9	2.5	140	66	792	10	47.1	79.2	35.5	19	161	41	748	11	218	96	12.1	23
1955	10	561	2478	247.8	4.4	427	1624	162.4	3.8	134	49	854	13	37.0	85.4	34.3	8	142	33	709	13	85	138	14.4	28
1956	11	635	2448	244.8	3.9	511	1922	192.2	3.8	124	48	526	12	38.8	52.6	33.6	19	122	27	506	7	44	133	7.4	30
1957	10	592	2159	215.9	3.6	463	1562	156.2	3.4	129	49	597	7	37.9	59.7	33.3	6	63	40	808	8	62	111	7.8	15
1958	11	646	2673	243.0	4.1	454	1517	137.9	3.3	192	88	1156	8	45.9	105.1	37.5	22	179	29	604	9	48	148	12.5	23
1959	11	603	2130	193.6	3.5	430	1174	106.7	2.7	189	80	956	8	42.3	86.9	36.3	24	151			20	114	8.5	26	
1960	10	573	2143	214.3	3.7	389	1143	114.3	2.9	184	94	1000	11	51.0	100.0	34.1	19	165	37	766	10	116	12.4	17	
1961	10	567	2340	234.0	4.1	399	1275	127.5	3.2	198	88	1265	8	44.4	126.5	37.8	27	265	38	725	14	151	114	12.6	17
1962	10	577	2403	240.3	4.2	395	1213	121.3	3.0	182	91	1198	13	50.0	119.0	37.3	27	296	36	776	16	266	127	13.0	22
1963	10	544	1847	184.7	3.4	344	931	93.1	2.7	200	79	916	8	39.5	91.6	36.5	18	183	37	834	16	219	104	14.0	25
1964	10	641	2710	271.0	4.2	439	1605	160.5	3.4	202	87	1105	19	43.1	110.5	32.3	30	317	28	531	16	229	141	13.5	34
1965	10	622	2515	251.5	4.0	448	1514	151.4	3.4	174	79	1001	10	45.4	100.1	37.8	29	339	15	439	15	154	141	13.7	29
1966	10	681	3164	316.4	4.6	444	1753	175.3	3.9	237	117	1411	12	49.4	141.1	39.6	27	229	33	694	15	158	169	17.7	21
1967	10	661	2577	257.7	3.9	455	1396	139.6	3.1	206	92	1181	9	44.7	118.1	35.8	36	389	34	748	13	102	137	12.8	21
1968	10	748	3386	338.6	4.5	483	1319	131.9	2.8	285	143	2067	17	50.2	206.7	37.3	28	331	39	811	19	183	174	17.9	34
1969	10	784	3579	357.9	4.6	542	1933	193.3	3.6	252	117	1646	12	46.0	164.6	37.8	28	206	27	591	24	213	190	25.0	25
1970	11	838	4768	433.4	5.7	578	2781	252.8	4.9	260	148	1987	14	56.9	180.6	38.3	42	381	32	596	12	118	228	28.5	31
1971	11	766	3352	304.7	4.4	534	2078	188.9	3.9	232	108	1282	19	46.6	116.5	40.0	38	255	36	682	14	204	182	18.4	32
1972	11	773	3896	354.2	5.0	561	2433	221.2	4.3	212	104	1463	15	49.0	133.0	38.1	29	310	31	633	10	196	198	22.3	29
1973	11	814	4072	370.2	5.0	624	2850	259.1	4.6	190	93	1222	19	49.5	111.1	39.8	27	252	44	919	10	87	223	23.9	37
1974	11	789	3950	359.1	5.0	580	2586	235.1	4.5	209	102	1414	13	48.8	128.5	39.2	27	280	40	781	8	82	211	22.7	28
1975	11	785	4434	403.1	5.6	648	3416	310.5	5.3	137	75	1017	6	54.7	92.5	39.9	32	248	33	674	9	213	237	34.6	18
1976	11	809	4201	381.9	5.2	586	2586	235.1	4.4	223	115	1615	9	51.5	146.8	38.8	25	192	22	346	10	73	226	21.5	26
1977	12	845	3582	298.5	4.2	603	2054	171.2	3.4	242	101	1528	21	41.7	127.2	41.9	24	65	41	799	8	104	202	13.6	35
1978	12	775	3151	262.6	4.1	546	1843	153.6	3.4	229	112	1308	24	48.9	109.0	40.1	27	91	61	1128	5	55	181	10.9	38
1979	12	759	2846	237.2	3.7	496	1354	112.8	2.7	263	119	1492	16	45.2	124.3	40.3	44	260	29	596	10	108	151	9.7	24

CLEMSON DEFEATED SOUTH CAROLINA 20-17 IN 1962.



YEAR-BY-YEAR OPPONENT STATS

YEAR	GAMES	PLAYS	TOTAL YARDS	YARDS PER GAME	YARDS PER PLAY	CARRIES	RUSHING YARDS	YARDS PER GAME	YARDS PER CARRY	PASS ATTEMPTS	COMPLETIONS	PASSING YARDS	HAD INTERCEPTED	COMPLETION %	YARDS PER GAME	PUNTING AVERAGE	PUNT RETURNS	PUNT RETURN YARDS	KICKOFF RETURNS	KICKOFF RETURN YARDS	INTERCEPTIONS	INTERCEPTION YARDS	FIRST DOWNS	POINTS PER GAME	TURNOVERS
1980	11	760	3338	303.4	4.4	493	1652	150.2	3.4	267	148	1686	11	55.4	153.3	37.4	22	175	30	587	14	329	184	20.2	28
1981	12	810	3023	251.9	3.7	461	1169	97.4	2.5	349	164	1854	23	47.0	154.5	40.3	15	127	36	659	10	87	201	8.8	41
1982	11	776	3557	323.4	4.6	400	1068	97.1	2.7	376	209	2489	20	55.6	226.3	37.7	9	87	27	545	12	94	207	13.4	35
1983	11	804	4036	366.9	5.0	425	1588	144.4	3.7	379	214	2448	19	56.5	222.5	38.6	20	148	20	396	11	94	244	18.2	38
1984	11	809	3853	350.2	4.8	506	1921	174.6	3.8	303	146	1932	16	48.2	175.6	40.0	16	72	28	521	12	225	221	19.5	27
1985	12	887	4331	360.9	4.9	568	2167	180.6	3.8	319	180	2164	11	56.4	180.3	38.2	24	190	25	561	9	70	248	18.5	28
1986	12	816	3687	307.3	4.5	394	1253	104.4	3.2	422	204	2434	16	48.3	202.8	42.1	21	184	54	965	11	138	205	15.6	23
1987	12	755	2945	245.4	3.9	416	991	82.6	2.4	339	167	1954	19	49.3	162.8	40.6	21	207	64	1291	12	89	164	14.7	28
1988	12	788	3329	277.4	4.2	444	1394	116.2	3.1	344	171	1935	15	49.7	161.3	40.3	25	215	64	1237	4	2	208	13.1	34
1989	12	746	3184	265.3	4.2	367	1159	96.6	3.2	379	185	2025	21	48.8	168.6	36.6	16	171	58	1390	6	16	179	11.5	38
1990	12	747	2630	219.2	3.5	402	848	70.9	2.1	345	167	1782	16	48.4	194.5	37.5	34	323	51	1310	5	3	159	9.9	34
1991	12	793	3271	272.6	4.1	402	733	61.1	1.8	391	192	2538	9	49.1	211.5	38.7	23	210	53	1082	11	58	170	15.4	19
1992	11	754	3656	332.4	4.9	413	1321	120.1	3.2	341	183	2335	14	53.7	212.3	36.9	32	307	46	925	5	46	189	19.4	22
1993	12	815	4053	337.8	4.9	437	1550	129.2	3.5	378	203	2503	17	53.7	200.6	41.6	21	144	34	736	10	72	218	16.0	30
1994	11	735	3638	330.7	5.0	379	1248	113.5	3.3	356	210	2390	16	59.0	217.3	37.2	37	334	34	893	10	120	194	17.1	29
1995	12	814	4064	338.7	5.0	415	1500	125.0	3.6	399	203	2564	22	50.9	213.7	38.1	27	237	45	789	8	17	211	18.3	29
1996	12	800	4066	338.8	5.1	486	1671	139.3	3.4	314	170	2395	7	54.1	199.6	37.3	22	300	37	818	9	59	210	20.1	22
1997	12	801	3803	316.9	4.7	398	1077	89.8	2.7	403	203	2726	9	50.2	227.2	38.6	37	514	35	703	11	101	199	18.3	19
1998	11	742	3521	320.1	4.7	415	1150	104.5	2.8	327	160	2371	7	48.9	215.5	41.0	35	416	20	406	14	198	188	24.7	18
1999	12	860	3981	331.8	4.6	482	1580	131.7	3.3	378	194	2401	19	51.3	200.1	39.0	31	284	44	897	15	85	232	21.1	27
2000	12	829	4161	346.8	5.0	474	1331	110.9	3.0	385	192	2830	15	49.9	235.8	38.7	28	188	58	1175	11	33	208	21.1	26
2001	12	888	4739	394.9	5.3	491	1852	154.3	3.8	397	215	2887	13	54.1	240.6	41.2	19	189	43	884	15	126	263	28.2	18
2002	13	919	4620	355.4	5.0	530	2056	158.2	3.9	389	233	2564	21	59.9	197.2	38.2	40	410	56	1239	13	95	243	26.8	30
2003	13	900	4370	336.2	4.9	491	1712	131.7	3.5	409	230	2658	14	56.2	204.5	40.2	14	120	44	886	13	192	247	19.2	23
2004	11	825	3600	327.3	4.4	466	1492	135.6	3.2	359	183	2108	11	51.0	191.6	38.8	36	281	21	409	17	176	209	20.8	16
2005	12	804	3799	316.6	4.7	431	1447	120.6	3.4	373	211	2352	14	56.6	196.0	42.0	25	209	40	886	10	50	204	17.6	24
2006	13	848	3650	280.8	4.3	463	1340	103.1	2.9	385	214	2310	14	55.6	177.7	40.3	18	136	57	1363	11	113	210	16.2	30
2007	13	877	3988	306.8	4.5	452	1538	118.3	3.4	425	247	2450	16	58.1	188.5	38.9	23	339	69	1569	6	74	223	18.7	25
2008	13	871	3899	299.9	4.5	443	1656	127.4	3.7	428	239	2243	19	55.8	172.5	38.8	27	226	61	1238	16	168	208	17.3	28
2009	14	967	4400	314.3	4.6	606	2121	151.5	3.5	361	185	2279	21	51.2	162.8	37.1	23	251	81	1622	13	177	247	20.4	30
2010	13	866	4164	320.3	4.8	484	1670	128.5	3.5	382	205	2494	15	53.7	191.8	39.4	18	130	61	1244	14	208	222	18.8	20
2011	14	986	5521	394.4	5.6	569	2476	176.9	4.4	417	243	3045	14	58.3	217.5	38.5	24	224	75	1502	12	199	283	29.3	23
2012	13	912	5151	396.2	5.6	485	2027	155.9	4.2	427	248	3124	13	58.1	240.3	39.6	18	117	47	1125	14	142	246	24.8	23
2013	13	921	4637	356.7	5.0	543	2024	155.7	3.7	378	202	2613	18	53.4	201.0	42.3	16	87	48	933	12	69	234	22.2	30
2014	13	841	3390	260.8	4.0	453	1344	103.4	3.0	388	194	2046	12	50.0	157.4	43.6	27	174	41	816	12	198	185	16.7	24
2015	15	968	4695	313.0	4.9	531	1879	125.3	3.5	437	212	2816	16	48.5	187.7	41.6	16	97	71	1764	15	103	225	21.7	25
2016	15	1008	4672	311.5	4.6	525	1944	129.6	3.7	483	252	2728	20	52.2	181.9	41.9	10	52	57	1123	17	169	255	18.0	27
2017	14	908	3874	276.7	4.3	512	1608	114.9	3.1	396	208	2266	14	52.5	161.9	43.5	21	206	59	1159	9	98	207	13.6	20
2018	15	1023	4288	285.9	4.2	576	1444	96.3	2.5	447	238	2844	12	53.2	189.6	44.0	17	121	32	657	8	47	235	13.1	24
2019	15	969	4325	288.3	4.5	536	1741	116.1	3.2	433	231	2584	19	53.3	172.3	46.0	9	68	25	439	10	112	218	13.5	30
2020	12	781	3922	326.8	5.0	438	1352	112.7	3.1	343	190	2570	14	55.4	214.2	43.9	17	144	12	269	6	105	192	20.2	23
2021	13	894	3971	305.5	4.4	440	1252	96.3	2.8	454	259	2719	12	57.0	209.2	42.6	21	74	16	431	11	137	224	14.8	20
2022	14	930	4682	334.4	5.0	442	1438	102.7	3.3	488	299	3244	13	61.3	231.7	43.0	24	246	15	296	10	97	257	20.9	21



DEXTER LAWRENCE (#90) AND CHRISTIAN WILKINS (#42) WERE BIG REASONS CLEMSON HELD OPPONENTS TO A NATIONAL-BEST 13.1 POINTS PER GAME IN 2018.

BOWL HISTORY

Clemson has a rich bowl tradition. The Tigers have 26 bowl wins, tied for 10th most in history, and their 49 bowl games are tied for 12th most in history. Their first bowl game was in the 1940 Cotton Bowl when the Tigers defeated Frank Leahy (Boston College) 6-3.

The Tigers have played in a bowl game 34 of the last 38 years. That is among the top-10 bowl appearances since 1985. Clemson has also been bowl-eligible 24 consecutive years.

The Tigers have beaten some of the top programs in college football history in bowl games. The list of schools Clemson has beaten in a bowl game includes prominent programs Alabama, LSU, Miami (Fla.), Nebraska, Notre Dame, Ohio State, Oklahoma, Penn State, Stanford, Tennessee and West Virginia.

Clemson won its first three bowl games, victories over Boston College, Missouri and Miami (Fla.). The three coaches Clemson beat in those games were Frank Leahy, Don Faurot and Andy Gustafson, and all three are in the College Football Hall of Fame.

Seven different head coaches (Jess Neely, Frank Howard, Danny Ford, Ken Hatfield, Tommy West, Tommy Bowden, Dabo Swinney) have all been victorious in bowl games for the Tigers since the 1939 season.

Overall, 10 of Clemson's 26 bowl wins have come against head coaches who are in the College Football Hall of Fame. Clemson is 4-0 in bowl games against the top-six winningest coaches in FBS history in terms of winning percentage (Frank Leahy, Tom Osborne, Barry Switzer and Urban Meyer). The Tigers also have eight bowl wins over top-10 teams since 2012.

Clemson has achieved bowl wins over some of the greatest coaches in history:

- Frank Leahy when Clemson defeated Boston College in the 1940 Cotton Bowl.
- Joe Paterno (Penn State) when Clemson beat Penn State 35-10 in the 1988 Citrus Bowl. It was Paterno's largest margin of defeat in a bowl game.
- Woody Hayes (Ohio State) in the 1978 Gator Bowl, Hayes' last game as a coach.
- Barry Switzer (Oklahoma) in the 1989 Citrus Bowl, Switzer's final game as a college coach.
- Tom Osborne (Nebraska) in the 1982 Orange Bowl, which gave Clemson its first national championship at the end of the 1981 season.
- Don Nehlen (West Virginia) when Clemson downed the Mountaineers 27-7 in the 1989 Gator Bowl.
- Phillip Fulmer (Tennessee), who had over 150 career wins, in the 2003 Peach Bowl.
- Les Miles (LSU), who led the Tigers to the 2007 national championship, fell to Clemson 25-24 in the 2012 Chick-fil-A Bowl.
- Urban Meyer (Ohio State) in the 2013 Orange Bowl and 2016 Fiesta Bowl
- Bob Stoops, who won a national championship in the 2000 season with Oklahoma, saw his Sooners fall in back to back bowl games, including the 2015 Orange Bowl.
- Nick Saban, who had won four national championships and was riding a 26-game winning streak, fell to the Tigers in the 2016 national championship game in Florida.
- Nick Saban for the second time at the end of the 2018 season, as the Tigers claimed their second national title in three years with a 44-16 win.

CONSECUTIVE BOWL SEASONS

Rk	School	Start	Streak
1.	Georgia	1997	26
2.	Oklahoma	1999	24
3.	Wisconsin	2002	21
4.	Alabama	2004	19
5.	Clemson	2005	18

Note: Active streaks listed.

CLEMSON WON ITS SECOND NATIONAL TITLE IN JANUARY 2017.



BOWL WINS

Rk	Team	Wins
1.	Alabama	45
2.	Georgia	37
3.	Southern California	34
4.	Oklahoma	31
	Penn State	31
	Texas	31
7.	Tennessee	30
8.	Florida State	29
9.	LSU	29
10.	Clemson	26
	Nebraska	26
	Ohio State	26
13.	Florida	25
	Georgia Tech	25
15.	Auburn	24
	Ole Miss	24
17.	Michigan	21
	Oklahoma State	21
19.	Texas A&M	20
20.	Miami (Fla.)	19
	Notre Dame	19
	Washington	19
	Wisconsin	19
24.	Iowa	18
	TCU	18

Note: Vacated wins not included.

BOWL HISTORY



BOWL RESULTS (26-23)

Year	Bowl	Site	Opponent (Rank)	W-L	Score
1939	Cotton	Dallas, Texas	Boston College (11,NR)	W	6-3
1948	Gator	Jacksonville, Fla.	Missouri	W	24-23
1950	Orange	Miami, Fla.	Miami (Fla.) (15,16)	W	15-14
1951	Gator	Jacksonville, Fla.	Miami (Fla.)	L	0-14
1956	Orange	Miami, Fla.	Colorado (20,18)	L	21-27
1958	Sugar	New Orleans, La.	LSU (1,1)	L	0-7
1959	Bluebonnet	Houston, Texas	TCU (7,8)	W	23-7
1977	Gator	Jacksonville, Fla.	Pittsburgh (10,9)	L	3-34
1978	Gator	Jacksonville, Fla.	Ohio State (20,NR)	W	17-15
1979	Peach	Atlanta, Ga.	Baylor (19,19)	L	18-24
1981	Orange	Miami, Fla.	Nebraska (4,4)	W	22-15
1985	Independence	Shreveport, La.	Minnesota	L	13-20
1986	Gator	Jacksonville, Fla.	Stanford (20,17)	W	27-21
1987	Citrus	Orlando, Fla.	Penn State (20,19)	W	35-10
1988	Citrus	Orlando, Fla.	Oklahoma (10,11)	W	13-6
1989	Gator	Jacksonville, Fla.	West Virginia (17,17)	W	27-7
1990	Hall of Fame	Tampa, Fla.	Illinois (16,17)	W	30-0
1991	Citrus	Orlando, Fla.	California (14,14)	L	13-37
1993	Peach	Atlanta, Ga.	Kentucky	W	14-13
1995	Gator	Jacksonville, Fla.	Syracuse	L	0-41
1996	Peach	Atlanta, Ga.	LSU (17,16)	L	7-10
1997	Peach	Atlanta, Ga.	Auburn (13,13)	L	17-21
1999	Peach	Atlanta, Ga.	Mississippi State (15,16)	L	7-17
2000	Gator	Jacksonville, Fla.	Virginia Tech (6,5)	L	20-41
2001	Humanitarian	Boise, Idaho	Louisiana Tech	W	49-24
2002	Tangerine	Orlando, Fla.	Texas Tech	L	15-55
2003	Peach	Atlanta, Ga.	Tennessee (6,7)	W	27-14
2005	Champs Sports	Orlando, Fla.	Colorado	W	19-10
2006	Music City	Nashville, Tenn.	Kentucky	L	20-28
2007	Chick-fil-A	Atlanta, Ga.	Auburn (22,21)	L	20-23
2008	Gator	Jacksonville, Fla.	Nebraska	L	21-26
2009	Music City	Nashville, Tenn.	Kentucky	W	21-13
2010	Meineke Car Care	Charlotte, N.C.	South Florida	L	26-31
2011	Orange	Miami Gardens, Fla.	West Virginia (23,22)	L	33-70
2012	Chick-fil-A	Atlanta, Ga.	LSU (9,7)	W	25-24
2013	Orange	Miami Gardens, Fla.	Ohio State (7,6)	W	40-35
2014	Russell Athletic	Orlando, Fla.	Oklahoma (NR,24)	W	40-6
2015	Orange	Miami Gardens, Fla.	Oklahoma (4,3)	W	37-17
2016	CFP National Championship	Glendale, Ariz.	Alabama (2,2)	L	40-45
	Fiesta	Glendale, Ariz.	Ohio State (2,2)	W	31-0
2017	CFP National Championship	Tampa, Fla.	Alabama (1,1)	W	35-31
	Sugar	New Orleans, La.	Alabama (4,4)	L	6-24
2018	Cotton	Arlington, Texas	Notre Dame (3,3)	W	30-3
	CFP National Championship	Santa Clara, Calif.	Alabama (1,1)	W	44-16
2019	Fiesta	Glendale, Ariz.	Ohio State (2,2)	W	29-23
	CFP National Championship	New Orleans, La.	LSU (1,1)	L	25-42
2020	Sugar	New Orleans, La.	Ohio State (3,3)	L	28-49
2021	Cheez-It	Orlando, Fla.	Iowa State	W	20-13
2022	Orange	Miami Gardens, Fla.	Tennessee (6,6)	L	14-31

Note: Years are regular season, not necessarily the calendar year the game was played; rankings by AP/USA.

WEEKLY POLLS

PRESEASON POLLS

Year	Preseason	Final
1958	18 NP	12 13
1959	18 NP	11 11
1960	9 NP	--- ---
1978	18 NP	6 6
1982	11 9	8 PB
1984	4 8	--- ---
1987	9 NP	12 10
1988	4 4	9 8
1989	12 NP	12 11
1990	10 NP	9 9
1991	9 NP	18 17
1992	13 NP	--- ---
1993	23 NP	23 22
1994	25 24	--- ---
1996	25 23	--- ---
1997	20 21	--- ---
2000	17 19	16 14
2001	19 18	--- ---
2006	18 18	--- ---
2008	9 9	--- ---
2012	14 14	11 9
2013	8 8	8 7
2014	16 16	15 15
2015	12 12	2 2
2016	2 2	1 1
2017	5 5	4 4
2018	2 2	1 1
2019	1 1	2 2
2020	1 1	3 3
2021	3 2	14 16
2022	4 4	13 12

NP - no poll; PB - probation; Note: First poll listed is AP; second poll listed is coaches.

1939

Date	W-L	AP	USA
11-13	6-1	16	NP
11-20	7-1	15	NP
11-27	8-1	14	NP
12-4	8-1	15	NP
12-11	8-1	12	NP

1940

Date	W-L	AP	USA
10-14	4-0	12	NP
10-21	4-0	13	NP
10-28	5-0	10	NP

1941

Date	W-L	AP	USA
10-13	4-0	13	NP
10-20	4-0	14	NP
11-17	6-1	18	NP
11-24	7-1	16	NP

1945

Date	W-L	AP	USA
11-26	6-2-1	18	NP

1948

Date	W-L	AP	USA
10-11	2-0	15	NP
10-18	3-0	14	NP
10-25	4-0	13	NP
11-1	5-0	12	NP
11-8	6-0	10	NP
11-15	7-0	9	NP
11-22	8-0	9	NP
11-29	9-0	11	NP

1950

Date	W-L	AP	USA
10-2	2-0	18	---
10-9	3-0	13	16
10-16	3-0	12	14
10-23	3-0-1	16	---
10-30	4-0-1	14	18
11-6	5-0-1	13	---
11-13	6-0-1	11	13
11-20	7-0-1	11	12
11-27	8-0-1	10	10

1951

Date	W-L	AP	USA
10-1	2-0	18	---
10-8	3-0	16	24
12-3	7-2	19	---

1955

Date	W-L	AP	USA
10-3	3-0	16	---

1956

Date	W-L	AP	USA
10-15	3-0-1	15	18
10-22	3-0-1	20	20
10-29	4-0-1	13	17
11-5	5-0-1	11	15
11-12	5-0-2	13	---
12-3	7-1-2	19	---

1957

Date	W-L	AP	USA
11-11	5-2	14	14
11-18	5-3	---	19
11-25	6-3	---	19
12-2	7-3	---	18

1958

Date	W-L	AP	USA
Pre	0-0	18	---
9-22	1-0	---	16
9-29	2-0	10	13
10-6	3-0	8	11
10-13	4-0	10	12
10-20	4-0	10	11
10-27	4-1	19	---
11-3	5-1	17	18
11-17	6-2	16	17
11-24	7-2	12	12
12-1	8-2	12	13

1959

Date	W-L	AP	USA
Pre	0-0	18	---
9-21	1-0	5	9
9-28	2-0	6	7
10-12	3-1	15	13
10-19	3-1	17	15
10-26	4-1	12	12
11-2	5-1	10	11
11-9	6-1	11	11
11-16	6-2	19	---
11-23	7-2	14	14
11-30	8-2	10	10
12-7	8-2	11	11

1960

Date	W-L	AP	USA
Pre	0-0	9	NP
9-19	0-0	9	NP
9-26	1-0	7	NP
10-3	2-0	8	11
10-10	3-0	8	11
10-17	3-1	---	17

1977

Date	W-L	AP	USA
10-17	5-1	20	19
10-24	6-1	16	16
10-31	7-1	13	13
11-7	7-1-1	15	16
11-14	7-2-1	15	15
11-21	8-2-1	13	14
11-28	8-2-1	11	10
1-3	8-3-1	19	---

1978

Date	W-L	AP	USA
Pre	0-0	18	---
9-18	1-0	---	18
10-23	5-1	20	20
10-30	6-1	16	16
11-6	7-1	15	15
11-13	8-1	12	12
11-20	9-1	10	10
11-27	10-1	7	7
12-4	10-1	7	8
1-3	11-1	6	6

1979

Date	W-L	AP	USA
11-5	6-2	18	17
11-12	7-2	14	14
11-19	8-2	13	13
11-26	8-3	18	17
12-3	8-3	18	17

1981

Date	W-L	AP	USA
9-21	3-0	19	18
9-28	3-0	14	14
10-5	4-0	9	10

10-12	5-0	6	7
10-19	6-0	4	5
10-26	7-0	3	4
11-2	8-0	2	3
11-9	9-0	2	2
11-16	10-0	2	2
11-23	11-0	2	2
11-30	11-0	1	1
1-3	12-0	1	1

1982

Date	W-L	AP	USA
Pre	0-0	11	9
9-6	0-1	16	NP
9-13	0-1	16	13
9-27	1-1-1	---	19
10-4	2-1-1	---	20
10-11	3-1-1	20	17
10-18	4-1-1	18	17
10-25	5-1-1	15	13
11-1	5-1-1	13	14
11-8	6-1-1	11	10
11-15	7-1-1	10	12
11-22	8-1-1	10	10
11-29	9-1-1	8	PB
12-6	9-1-1	7	PB
1-3	9-1-1	8	PB

1983

Date	W-L	AP	USA
11-7	7-1-1	17	PB
11-14	8-1-1	13	PB
11-21	9-1-1	12	PB
11-28	9-1-1	11	PB
12-3	9-1-1	12	PB
1-3	9-1-1	11	PB



THE TIGERS VISITED THE WHITE HOUSE AND PRESIDENT REAGAN AFTER WINNING THE ORANGE BOWL AND FINISHING WITH A 12-0 RECORD IN THE 1981 SEASON.

WEEKLY POLLS

1984

Date	W-L	AP	USA
Pre	0-0	4	8
9-3	1-0	3	5
9-10	2-0	2	4
9-17	2-0	2	PB
9-24	2-1-1	13	PB
11-12	7-2	20	PB

1986

Date	W-L	AP	USA
10-6	3-1	20	---
10-13	4-1	17	17
10-20	5-1	16	16
11-3	6-2	20	---
11-10	7-2	15	17
11-17	7-2-1	19	18
11-24	7-2-2	---	18
12-3	7-2-2	---	18
1-3	8-2-2	17	19

1987

Date	W-L	AP	USA
Pre	0-0	9	NP
9-7	1-0	10	10
9-14	2-0	8	8
9-21	3-0	9	9
9-28	4-0	8	7
10-5	4-0	8	7
10-12	5-0	7	6
10-19	6-0	7	7
10-26	6-1	14	12
11-2	7-1	10	10
11-9	8-1	9	9
11-16	9-1	8	8
11-23	9-2	13	13
11-30	9-2	13	13
12-7	9-2	14	12
1-3	10-2	12	10

1988

Date	W-L	AP	USA
Pre	0-0	4	4
9-5	1-0	3	3
9-12	2-0	3	4
9-19	2-1	12	12
9-26	3-1	11	11
10-3	3-1	11	12
10-10	4-1	11	11
10-17	5-1	9	10
10-24	5-2	15	18
10-31	6-2	17	20
11-7	7-2	16	16
11-14	8-2	15	15
11-21	9-2	13	13
11-28	9-2	13	13
12-5	9-2	13	13
1-3	10-2	9	8

1989

Date	W-L	AP	USA
Pre	0-0	12	NP
9-4	1-0	10	9
9-11	2-0	7	6
9-18	3-0	7	6
9-25	4-0	7	6
10-2	4-1	15	14
10-9	5-1	14	13
10-23	6-2	22	19
10-30	7-2	21	18
11-6	8-2	17	15
11-13	8-2	15	13
11-20	9-2	15	13
11-27	9-2	14	13
12-4	9-2	14	13
1-2	10-2	12	11

1990

Date	W-L	AP	USA
Pre	0-0	10	NP
9-3	1-0	9	10
9-10	1-1	16	19
9-17	2-1	16	19
9-24	3-1	19	18
10-1	4-1	16	13
10-8	5-1	15	14
10-15	5-2	22	22
10-22	6-2	19	17
10-29	7-2	18	17

11-5	8-2	18	16
11-12	8-2	17	15
11-19	9-2	16	13
11-26	9-2	14	11
12-3	9-2	14	11
1-2	10-2	9	9

1991

Date	W-L	AP	USA
Pre	0-0	9	NP
9-2	0-0	8	NP
9-8	1-0	8	NP
9-15	1-0	8	NP
9-23	2-0	7	7
9-30	3-0	6	6
10-7	3-1	18	16
10-14	3-1-1	21	21
10-21	3-1-1	19	19
10-28	4-1-1	16	16
11-4	5-1-1	15	14
11-11	6-1-1	15	14
11-18	7-1-1	14	13
11-25	8-1-1	13	12
12-2	9-1-1	13	12
1-2	9-2-1	18	17

1992

Date	W-L	AP	USA
Pre	0-0	13	NP
8-30	0-0	13	NP
9-7	1-0	15	14
9-14	1-1	17	17
9-21	1-1	16	16
9-28	1-2	25	24
10-5	2-2	25	22
10-12	3-2	19	19
10-17	4-2	18	15
10-24	4-3	---	25

1993

Date	W-L	AP	USA
Pre	0-0	23	NP
8-30	0-0	22	21
9-6	1-0	21	17
10-4	3-1	---	24
11-15	7-3	24	25
11-22	8-3	24	23
11-29	8-3	24	23
12-6	8-3	24	23
1-3	9-3	23	22

1994

Date	W-L	AP	USA
Pre	0-0	25	24
8-30	0-0	24	NP
9-5	1-0	22	20

1995

Date	W-L	AP	USA
11-6	6-3	24	25
11-13	7-3	24	24
11-20	8-3	24	22
11-27	8-3	24	22
12-4	8-3	23	21

1996

Date	W-L	AP	USA
Pre	0-0	25	23
11-18	7-3	22	24

1997

Date	W-L	AP	USA
Pre	0-0	20	21
8-25	0-0	20	NP
9-1	0-0	---	20
9-8	1-0	19	21
9-15	2-0	16	15
9-22	2-1	17	21

2000

Date	W-L	AP	USA
Pre	0-0	17	19
8-27	0-0	17	18
9-3	1-0	17	19
9-10	2-0	16	16
9-17	3-0	11	11
9-24	4-0	7	8
10-1	5-0	5	5
10-8	6-0	5	4

10-15	7-0	5	4
10-22	8-0	5	4
10-29	8-1	10	10
11-5	8-2	17	15
11-12	8-2	16	14
11-19	9-2	15	12
11-26	9-2	15	13
12-3	9-2	16	13
1-6	9-3	16	14

2001

Date	W-L	AP	USA
Pre	0-0	19	18
8-26	0-0	19	18
9-2	1-0	20	19
9-9	2-0	19	NP
9-16	2-0	NP	NP
9-23	2-1	---	25
9-30	3-1	19	21
10-7	3-1	16	18
10-14	4-1	13	15
10-21	4-2	---	25
10-28	5-2	---	24

2003

Date	W-L	AP	USA
1-5	9-4	22	22

2005

Date	W-L	AP	USA
9-7	1-0	25	---
9-11	2-0	20	23
11-20	7-4	25	---
11-27	7-4	22	23
12-4	7-4	23	23
1-5	8-4	21	21

2006

Date	W-L	AP	USA
Pre	0-0	18	18
9-5	1-0	18	18
9-17	2-1	19	23
9-24	3-1	18	19
10-1	4-1	15	15
10-8	5-1	12	12
10-15	6-1	12	12
10-22	7-1	10	11
10-29	7-2	19	19
11-12	8-3	25	25
11-19	8-3	24	24

2007

Date	W-L	AP	USA
9-4	1-0	25	---
9-9	2-0	20	20
9-16	3-0	15	14
9-23	4-0	13	13
9-30	4-1	22	22
10-28	6-2	25	24
11-4	7-2	20	20
11-11	8-2	15	16
11-18	8-3	21	22
11-25	8-3	15	16
12-2	9-3	15	16
1-8	9-4	21	22

2008

Date	W-L	AP	USA
Pre	0-0	9	9
9-2	0-1	---	22
9-7	1-1	---	23
9-14	2-1	23	21
9-21	3-1	20	19

2009

Date	W-L	AP	USA
11-8	6-3	24	NR
11-15	7-3	18	19
11-22	8-3	15	16
11-29	8-4	25	NR
1-5	9-5	24	NR

2011

Date	W-L	AP	USA
9-18	3-0	21	22
9-25	4-0	13	15
10-2	5-0	8	8
10-9	6-0	8	8
10-16	7-0	8	8

10-23	8-0	6	6
10-30	8-1	11	12
11-6	8-1	9	10
11-13	9-1	7	8
11-20	9-2	18	17
11-27	9-3	21	21
12-4	10-3	14	14
1-10	10-4	22	22

2012

Date	W-L	AP	USA
Pre	0-0	14	14
9-2	1-0	12	12
9-9	2-0	11	11
9-16	3-0	10	9
9-23	3-1	17	16
9-30	4-1	15	15
10-7	5-1	16	13
10-14	5-1	14	13
10-21	6-1	14	13
10-28	7-1	10	9
11-4	8-1	10	8
11-11	9-1	11	9
11-18	10-1	12	9
11-25	10-2	15	14
12-2	10-2	14	13
1-8	11-2	11	9

2013

Date	W-L	AP	USA
Pre	0-0	8	8
9-1	1-0	4	5
9-8	2-0	3	5
9-15	2-0	3	4
9-22	3-0	3	4
9-29	4-0	3	4
10-6	5-0	3	4
10-13	6-0	3	4
10-20	6-1	9	10
10-27	7-1	9	8
11-3	8-1	8	7
11-10	8-1	8	6
11-17	9-1	7	6
11-24	10-1	6	4
12-1	10-2	13	11
12-8	10-2	12	11
1-7	11-2	8	7

2014

Date	W-L	AP	USA
Pre	0-0	16	16
8-31	0-1	23	24
9-7	1-1	23	24
9-14	1-1	22	24
10-5	3-2	NR	25
10-12	4-2	24	22
10-19	5-2	21	20
10-26	6-2	22	21
11-2	6-2	19	19
11-9	7-2	18	17
11-23	8-3	23	24
11-30	9-3	19	19
12-7	9-3	18	18
1-13	10-3	15	15

2015

Date	W-L	AP	USA
Pre	0-0	12	12
9-6	1-0	12	12
9-13	2-0	11	9
9-20	3-0	11	10
9-27	3-0	12	11
10-4	4-0	6	6
10-11	5-0	5	6
10-18	6-0	5	6
10-25	7-0	3	6
11-1	8-0	3	6
11-8	9-0	1	2
11-15	10-0	1	1
11-22	11-0	1	1
11-29	12-0	1	1
12-6	13-0	1	1
1-12	14-1	2	2

2016

Date	W-L	AP	USA
Pre	0-0	2	2
9-4	1-0	2	2
9-11	2-0	5	3

GAME RESULTS VS. RANKED OPPONENTS

Date	Site	Opponent	CU AP,Coach	Opp. AP,Coach	W-L	Score
1-1-1940	N1	Boston College	12,NP	11,NP	W	6-3
11-28-1942	A	Auburn		16,NP	L	13-41
11-20-1943	A	Georgia Tech		15,NP	L	6-41
10-28-1944	A	Tennessee		20,NP	L	7-26
11-4-1944	A	Wake Forest		17,NP	L	7-13
11-13-1948	A	Wake Forest	10,NP	19,NP	W	21-14
9-30-1950	A	Missouri		17,NP	W	34-0
10-28-1950	A	Wake Forest	16,NR	17,NR	W	13-12
1-1-1951	A2	Miami (Fla.)	10,10	15,16	W	15-14
10-13-1951	A	Pacific	16,NR	20,NR	L	7-21
10-4-1952	A	Maryland		3,5	L	0-28
10-3-1953	H	Maryland		3,NP	L	0-20
11-7-1953	A	Georgia Tech		6,7	L	7-20
11-21-1953	H	Auburn		14,14	L	19-45
10-9-1954	N3	Florida		14,17	W	14-7
11-13-1954	A	Maryland		17,NR	L	0-16
11-20-1954	A	Auburn		18,18	L	6-27
11-12-1955	H	Maryland		2,2	L	12-25
11-19-1955	N4	Auburn		12,12	L	0-21
9-29-1956	A	Florida		19,NP	T	20-20
11-3-1956	H	Virginia Tech	13,17	16,NR	W	21-6
11-16-1956	A	Miami (Fla.)	13,NR	8,10	L	0-21
1-1-1957	N2	Colorado	19,NR	20,18	L	21-27
10-5-1957	H	NC State		13,15	L	7-13
11-16-1957	A	Duke	14,14	11,10	L	6-7
11-8-1958	A	Georgia Tech	17,18	NR,19	L	0-13
1-1-1959	N5	LSU	12,13	1,1	L	0-7
9-19-1959	A	North Carolina	18,NP	12,NP	W	20-18
10-3-1959	A	Georgia Tech	6,7	7,12	L	6-16
12-19-1959	N6	TCU	11,11	7,8	W	23-7
10-22-1960	A	Duke		NR,18	L	6-21
10-27-1962	H	Auburn		NR,10	L	14-17
9-21-1963	A	Oklahoma		4,NP	L	14-31
9-28-1963	A	Georgia Tech		9,NP	L	0-27
10-9-1965	A	Georgia		4,5	L	9-23
10-1-1966	A	Georgia Tech		9,10	L	12-13
10-8-1966	A	Alabama		4,4	L	0-26
10-22-1966	A	Southern California		5,5	L	0-30
9-30-1967	H	Georgia		5,5	L	17-24
11-18-1967	H	NC State		10,10	W	14-6
9-27-1969	H	Georgia		7,7	L	0-30
10-11-1969	A	Auburn		20,NR	L	0-51
10-3-1970	A	Georgia Tech		15,16	L	7-28
10-10-1970	H	Auburn		9,9	L	0-44
9-25-1971	H	Georgia		14,13	L	0-28
10-9-1971	N7	Duke		14,15	W	3-0
10-23-1971	A	Auburn		5,5	L	13-35
11-6-1971	A	North Carolina		NR,19	L	13-26
9-30-1972	A	Oklahoma		2,2	L	3-52
9-14-1974	A	Texas A&M		20,NR	L	0-24
9-21-1974	A	NC State		15,18	L	10-31
9-20-1975	A	Alabama		14,18	L	0-56
9-18-1976	H	Georgia		9,9	L	0-41
11-13-1976	A	Maryland		6,7	L	0-20
9-10-1977	H	Maryland		10,NP	L	14-21
9-17-1977	A	Georgia		17,19	W	7-6
11-12-1977	H	Notre Dame	15,16	5,5	L	17-21
12-30-1977	N8	Pittsburgh	11,10	10,9	L	3-34
11-18-1978	A	Maryland	12,12	11,11	W	28-24
12-29-1978	N8	Ohio State	7,8	20,NR	W	17-15
11-3-1979	H	Wake Forest		14,14	W	31-0
11-24-1979	A	South Carolina	13,13	19,NR	L	9-13
12-31-1979	N9	Baylor	18,17	19,19	L	18-24
9-20-1980	A	Georgia		10,9	L	16-20
11-8-1980	H	North Carolina		14,14	L	19-24
11-22-1980	H	South Carolina		14,15	W	27-6
9-19-1981	H	Georgia		4,4	W	13-3
11-7-1981	A	North Carolina	2,3	8,9	W	10-8
1-1-1982	N2	Nebraska	1,1	4,4	W	22-15
9-6-1982	A	Georgia	11,9	7,7	L	7-13
11-6-1982	H	North Carolina	13,14	18,13	W	16-13
11-13-1982	A	Maryland	11,10	18,16	W	24-22
9-17-1983	H	Georgia		11,7	T	16-16
11-5-1983	A	North Carolina		10,9	W	16-3
11-12-1983	H	Maryland	17,PB	11,9	W	52-27
9-22-1984	A	Georgia	2,PB	20,17	L	23-26
9-29-1984	A	Georgia Tech	13,PB	20,NR	L	21-28
11-24-1984	H	South Carolina		9,9	L	21-22
9-20-1986	A	Georgia		14,10	W	31-28
10-25-1986	A	NC State	16,16	20,19	L	3-27
12-27-1986	N8	Stanford	21,18	20,17	W	27-21
9-19-1987	H	Georgia	8,8	18,17	W	21-20
11-21-1987	A	South Carolina	8,8	12,12	L	7-20
1-1-1988	N10	Penn State	14,12	20,19	W	35-10
9-17-1988	H	Florida State	3,4	10,12	L	21-24
10-15-1988	H	Duke	11,12	22,24	W	49-17
10-22-1988	A	NC State	9,10	24,NR	L	3-10
11-19-1988	H	South Carolina	15,15	25,21	W	29-10

1-2-1989	N10	Oklahoma	9,13	10,11	W	13-6
9-9-1989	A	Florida State	10,9	16,16	W	34-23
10-21-1989	H	NC State	NR,24	12,12	W	30-10
12-30-1989	N8	West Virginia	14,13	17,17	W	27-7
9-8-1990	A	Virginia	9,10	14,13	L	7-20
10-13-1990	A	Georgia Tech	15,14	18,15	L	19-21
10-27-1990	H	North Carolina	18,17	NR,24	W	20-3
1-1-1991	N11	Illinois	14,11	16,17	W	30-0
9-28-1991	H	Georgia Tech	7,7	19,18	W	9-7
10-26-1991	H	NC State	19,19	12,12	W	29-19
1-1-1992	N10	California	13,12	14,14	L	13-37
9-12-1992	H	Florida State	15,14	5,4	L	20-24
10-10-1992	A	Virginia	25,22	10,10	W	29-28
10-24-1992	A	NC State	18,15	23,23	L	6-20
11-7-1992	H	North Carolina		18,18	W	40-7
9-11-1993	A	Florida State	21,17	1,1	L	0-57
10-2-1993	H	NC State		24,23	W	20-14
11-6-1993	A	North Carolina		16,18	L	0-24
11-13-1993	H	Virginia		18,16	W	23-14
10-15-1994	A	Duke		25,23	L	13-19
10-22-1994	A	Florida State		7,10	L	0-17
11-5-1994	A	North Carolina		19,12	W	28-17
9-9-1995	H	Florida State		1,1	L	26-45
9-23-1995	H	Virginia		11,14	L	3-22
10-5-1996	A	Florida State		2,2	L	3-34
10-19-1996	H	Georgia Tech		22,24	W	28-25
11-9-1996	A	Virginia		15,16	W	24-16
12-28-1996	N9	LSU		17,16	L	7-10
9-13-1997	A	NC State	19,21	NR,25	W	19-17
9-20-1997	H	Florida State	16,15	5,5	L	28-35
11-15-1997	H	North Carolina		8,9	L	10-17
1-2-1998	N9	Auburn		13,13	L	17-21
9-19-1998	A	Virginia		10,10	L	18-20
10-17-1998	A	Florida State		6,7	L	0-48
11-12-1998	H	Georgia Tech		22,23	L	21-24
9-11-1999	H	Virginia		22,19	W	33-14
9-23-1999	A	Virginia Tech		8,8	L	11-31
10-23-1999	H	Florida State		1,1	L	14-17
11-13-1999	A	Georgia Tech		13,14	L	42-45
12-31-1999	N9	Mississippi State		15,16	L	7-17
11-4-2000	A	Florida State	10,10	4,4	L	7-54
11-18-2000	H	South Carolina	16,14	25,NR	W	16-14
1-1-2001	N8	Virginia Tech	16,13	6,5	L	20-41
9-29-2001	A	Georgia Tech	NR,25	9,11	W	47-44
11-3-2001	H	Florida State	NR,24	14,14	L	27-41
11-10-2001	A	Maryland		13,11	L	20-37
11-17-2001	A	South Carolina		22,22	L	15-20
8-31-2002	A	Georgia		8,12	L	28-31
10-3-2002	A	Florida State		11,11	L	31-48
10-24-2002	H	NC State		12,9	L	6-38
11-16-2002	H	Maryland		19,19	L	12-30
8-30-2003	H	Georgia		11,9	L	0-30
10-11-2003	H	Virginia		25,24	W ^(OT)	30-27
11-8-2003	H	Florida State		3,3	W	26-10
1-2-2004	N9	Tennessee		6,7	W	27-14
9-25-2004	A	Florida State		8,11	L	22-41
10-7-2004	A	Virginia		10,9	L	10-30
11-6-2004	A	Miami (Fla.)		11,10	W ^(OT)	24-17
9-3-2005	H	Texas A&M		17,17	W	25-24
9-17-2005	H	Miami (Fla.)	20,23	13,13	L ^(3OT)	30-36
9-24-2005	H	Boston College		NR,25	L ^(OT)	13-16
11-12-2005	H	Florida State		17,16	W	35-14
11-19-2005	A	South Carolina		19,21	W	13-9
9-16-2006	A	Florida State		9,10	W	27-20
10-21-2006	H	Georgia Tech	12,12	13,13	W	31-7
9-3-2007	H	Florida State		19,21	W	24-18
10-6-2007	H	Virginia Tech	22,22	15,14	L	23-41
11-17-2007	H	Boston College	15,16	18,18	L	17-20
12-31-2007	N9	Auburn	15,16	22,21	L ^(OT)	20-23
8-30-2008	N12	Alabama	9,9	24,NR	L	10-34
10-9-2008	A	Wake Forest		21,21	L	7-12
11-8-2008	A	Florida State		24,24	L	27-41
9-10-2009	A	Georgia Tech		15,13	L	27-30
9-26-2009	H	TCU		15,14	L	10-14
10-24-2009	A	Miami (Fla.)		8,9	W ^(OT)	40-37
12-5-2009	N13	Georgia Tech	25,NR	12,12	L	34-39
9-18-2010	A	Auburn		16,15	L ^(OT)	24-27
10-2-2010	H	Miami (Fla.)		16,17	L	21-30
11-6-2010	H	NC State		23,25	W	14-13
11-27-2010	H	South Carolina		18,17	L	7-29
9-17-2011	H	Auburn		21,19	W	38-24
9-24-2011	H	Florida State	21,22	11,14	W	35-30
10-1-2011	A	Virginia Tech	13,15	11,10	W	23-3
11-26-2011	A	South Carolina	18,17	14,13	L	13-34
12-3-2011	N14	Virginia Tech	21,21	5,3	W	38-10
1-4-2012	N2	West Virginia	14,14	23,22	L	33-70
9-1-2012	N12	Auburn	14,14	NR,25	W	26-19
9-22-2012	A	Florida State	10,9	4,4	L	37-49
11-24-2012	H	South Carolina	12,9	13,12	L	17-27

GAME RESULTS VS. RANKED OPPONENTS



WILL SHIPLEY'S 50-YARD RUSHING TOUCHDOWN IN THE FOURTH QUARTER GAVE CLEMSON THE LEAD FOR GOOD IN ITS 27-21 VICTORY OVER NO. 14 SYRACUSE IN 2022.

12-31-2012	N9	LSU	14,13	9,7	W	25-24
8-31-2013	H	Georgia	8,8	5,5	W	38-35
10-19-2013	H	Florida State	3,4	5,5	L	14-51
11-30-2013	A	South Carolina	6,4	10,9	L	17-31
1-3-2014	N2	Ohio State	12,11	7,6	W	40-35
8-30-2014	A	Georgia	16,16	12,12	L	21-45
9-20-2014	A	Florida State	22,24	1,1	L ^(OT)	17-23
11-15-2014	A	Georgia Tech	18,17	24,23	L	6-28
12-29-2014	N15	Oklahoma	18,18	NR,24	W	40-6
10-3-2015	H	Notre Dame	11,12	6,7	W	24-22
11-7-2015	H	Florida State	3,6	17,15	W	23-13
12-5-2015	N14	North Carolina	1,1	8,8	W	45-37
12-31-2015	N2	Oklahoma	1,1	4,3	W	37-17
1-11-2016	N16	Alabama	1,1	2,2	L	40-45
10-1-2016	H	Louisville	5,3	3,4	W	42-36
10-29-2016	A	Florida State	3,3	12,14	W	37-34
12-3-2016	N17	Virginia Tech	3,3	19,18	W	42-35
12-31-2016	N18	Ohio State	3,3	2,2	W	31-0
1-9-2017	N19	Alabama	3,3	1,1	W	35-31
9-9-2017	H	Auburn	3,3	13,13	W	14-6
9-16-2017	A	Louisville	3,2	14,14	W	47-21
9-30-2017	A	Virginia Tech	2,2	12,12	W	31-17
11-4-2017	A	NC State	6,5	20,20	W	38-31
11-25-2017	A	South Carolina	4,3	*24	W	34-10
12-2-2017	N14	Miami (Fla.)	1,1	7,7	W	38-3
1-1-2018	N5	Alabama	1,1	4,4	L	6-24
10-20-2018	H	NC State	3,3	16,15	W	41-7
11-10-2018	A	Boston College	2,2	17,14	W	27-7
12-29-2018	N20	Notre Dame	2,2	3,3	W	30-3

1-7-2019	N21	Alabama	2,2	1,1	W	44-16
9-7-2019	H	Texas A&M	1,1	12,11	W	24-10
12-7-2019	N14	Virginia	3,3	22,22	W	62-17
12-28-2019	N18	Ohio State	3,3	2,2	W	29-23
1-13-2020	N22	LSU	3,3	1,1	L	25-42
10-10-2020	H	Miami (Fla.)	1,1	7,7	W	42-17
11-7-2020	A	Notre Dame	1,1	4,4	L ^(2OT)	40-47
12-19-2020	N14	Notre Dame	4,3	2,2	W	34-10
1-1-2021	N5	Ohio State	2,2	3,3	L	28-49
9-4-2021	N23	Georgia	3,2	5,5	L	3-10
10-23-2021	A	Pittsburgh	NR,24	23,23	L	17-27
11-20-2021	H	Wake Forest		13,12	W	48-27
9-24-2022	A	Wake Forest	5,5	21,16	W ^(2OT)	51-45
10-1-2022	H	NC State	5,5	10,10	W	30-20
10-22-2022	H	Syracuse	5,5	14,14	W	27-21
12-3-2022	N14	North Carolina	10,11	24,22	W	39-10
12-30-2022	N2	Tennessee	10,11	6,6	L	14-31
Total					98-123-2	

* - CFP ranking; PB - not ranked by UPI due to probation; N1 - Dallas, Texas (Cotton Bowl); A2,N2 - Miami, Fla. or Miami Gardens, Fla. (Orange Bowl); N3 - Jacksonville, Fla.; N4 - Mobile, Ala.; N5 - New Orleans, La. (Sugar Bowl); N6 - Houston, Texas (Bluebonnet Bowl); N7 - Norfolk, Va. (Oyster Bowl); N8 - Jacksonville, Fla. (Gator Bowl); N9 - Atlanta, Ga. (Peach/Chick-fil-A Bowl); N10 - Orlando, Fla. (Citrus Bowl); N11 - Tampa, Fla. (Hall of Fame Bowl); N12 - Atlanta, Ga.; N13 - Tampa, Fla. (CFP National Championship game); N14 - Charlotte, N.C. (ACC Championship game); N15 - Orlando, Fla. (Russell Athletic Bowl); N16 - Glendale, Ariz. (CFP National Championship game); N17 - Orlando, Fla. (ACC Championship game); N18 - Glendale, Ariz. (Fiesta Bowl); N19 - Tampa, Fla. (CFP National Championship game); N20 - Arlington, Texas (Cotton Bowl); N21 - Santa Clara, Calif. (CFP National Championship game); N22 - New Orleans, La. (CFP National Championship game); N23 - Charlotte, N.C.; Note: Clemson home games in bold.

TOP-25 WINS

Date	Site	Opponent	AP,Coach	Score
1-1-1940	N1	Boston College	11,NP	6-3
11-13-1948	A	Wake Forest	19,NP	21-14
9-30-1950	A	Missouri	17,NP	34-0
10-28-1950	A	Wake Forest	17,NR	13-12
1-1-1951	N2	Miami (Fla.)	15,16	15-14
10-9-1954	N3	Florida	14,17	14-7
11-3-1956	H	Virginia Tech	16,NR	21-6
9-19-1959	A	North Carolina	12,NP	20-18
12-19-1959	N4	TCU	7,8	23-7
11-18-1967	H	NC State	10,10	14-6
10-9-1971	N5	Duke	14,15	3-0
9-17-1977	A	Georgia	17,19	7-6
11-18-1978	A	Maryland	11,11	28-24
12-30-1978	N6	Ohio State	20,NR	17-15
11-3-1979	H	Wake Forest	14,14	31-0
11-22-1980	H	South Carolina	14,15	27-6
9-19-1981	H	Georgia	4,4	13-3
11-7-1981	A	North Carolina	8,9	10-8
1-1-1982	N2	Nebraska	4,4	22-15
11-6-1982	H	North Carolina	18,13	16-13
11-13-1982	A	Maryland	18,16	24-22
11-5-1983	A	North Carolina	10,9	16-3
11-12-1983	H	Maryland	11,17	52-27
9-20-1986	A	Georgia	14,10	31-28
12-27-1986	N6	Stanford	20,17	27-21
9-19-1987	H	Georgia	18,17	21-20
1-1-1988	N7	Penn State	20,19	35-10
10-15-1988	H	Duke	22,24	49-17
11-19-1988	H	South Carolina	25,21	29-10
1-2-1989	N7	Oklahoma	10,11	13-6
9-9-1989	A	Florida State	16,16	34-23
10-21-1989	H	NC State	12,12	30-10
12-30-1989	N6	West Virginia	17,17	27-7
10-27-1990	H	North Carolina	NR,24	20-3
1-1-1991	N8	Illinois	16,17	30-0
9-28-1991	H	Georgia Tech	19,18	9-7
10-26-1991	H	NC State	12,12	29-19
10-10-1992	A	Virginia	10,10	29-28
11-7-1992	H	North Carolina	18,18	40-7
10-2-1993	H	NC State	24,23	20-14
11-13-1993	H	Virginia	18,16	23-14
11-5-1994	A	North Carolina	19,12	28-17
10-19-1996	H	Georgia Tech	22,24	28-25
11-9-1996	A	Virginia	15,16	24-16
9-13-1997	A	NC State	NR,25	19-17
9-11-1999	H	Virginia	22,19	33-14
11-18-2000	H	South Carolina	25,NR	16-14
9-29-2001	A	Georgia Tech	9,11	(OT)47-44
10-11-2003	H	Virginia	25,24	(OT)30-27
11-8-2003	H	Florida State	3,3	26-10
1-2-2004	N9	Tennessee	6,7	27-14
11-6-2004	A	Miami (Fla.)	11,10	(OT)24-17
9-3-2005	H	Texas A&M	17,17	25-24
11-12-2005	H	Florida State	17,16	35-14
11-19-2005	A	South Carolina	19,21	13-9
9-16-2006	A	Florida State	9,10	27-20
10-21-2006	H	Georgia Tech	13,13	31-7
9-3-2007	H	Florida State	19,21	24-18
10-24-2009	A	Miami (Fla.)	8,9	(OT)40-37
11-6-2010	H	NC State	23,25	14-13
9-17-2011	H	Auburn	21,19	38-24
9-24-2011	H	Florida State	11,14	35-30
10-1-2011	A	Virginia Tech	11,10	23-3
12-3-2011	N10	Virginia Tech	5,3	38-10
9-1-2012	N9	Auburn	NR,25	26-19
12-31-2012	N9	LSU	9,7	25-24
8-31-2013	H	Georgia	5,5	38-35
1-3-2014	N11	Ohio State	7,6	40-35

12-29-2014	N7	Oklahoma	NR,24	40-6
10-3-2015	H	Notre Dame	6,7	24-22
11-7-2015	H	Florida State	17,15	23-13
12-5-2015	N10	North Carolina	8,8	45-37
12-31-2015	N11	Oklahoma	4,3	37-17
10-1-2016	H	Louisville	3,4	42-36
10-29-2016	A	Florida State	12,14	37-34
12-2-2016	N7	Virginia Tech	19,18	42-35
12-31-2016	N12	Ohio State	2,2	31-0
1-9-2017	N8	Alabama	1,1	35-31
9-9-2017	H	Auburn	13,13	14-6
9-16-2017	A	Louisville	14,14	47-21
9-30-2017	A	Virginia Tech	12,12	31-17
11-4-2017	A	NC State	20,20	38-31
11-25-2017	A	South Carolina	*24	34-10
12-2-2017	N10	Miami (Fla.)	7,7	38-3
10-20-2018	H	NC State	16,15	41-7
11-10-2018	A	Boston College	17,14	27-7
12-29-2018	N13	Notre Dame	3,3	30-3
1-7-2019	N14	Alabama	1,1	44-16
9-7-2019	H	Texas A&M	12,11	24-10
12-7-2019	N10	Virginia	22,22	62-17
12-28-2019	N12	Ohio State	2,2	29-23
10-10-2020	H	Miami (Fla.)	7,7	42-17
12-19-2020	N10	Notre Dame	2,2	34-10
11-20-2021	H	Wake Forest	13,12	48-27
9-24-2022	A	Wake Forest	21,16	(OT)51-45
10-1-2022	H	NC State	10,10	30-20
10-22-2022	H	Syracuse	14,14	27-21
12-3-2022	N10	North Carolina	24,22	39-10

* - CFP ranking; N1 - Dallas, Texas; N2 - Miami, Fla.; N3 - Jacksonville, Fla.; N4 - Houston, Texas; N5 - Norfolk, Va.; N6 - Jacksonville, Fla.; N7 - Orlando, Fla.; N8 - Tampa, Fla.; N9 - Atlanta, Ga.; N10 - Charlotte, N.C.; N11 - Miami Gardens, Fla.; N12 - Glendale, Ariz.; N13 - Arlington, Texas; N14 - Santa Clara, Calif.; Note: Clemson home games in **bold**.

LARGEST TOP-25 WIN MARGINS

Year	Opponent	AP,USA	Score	Mar.	Coach
2019	Virginia	22,22	62-17	+45	Dabo Swinney
2017	Miami (Fla.)	7,7	38-3	+35	Dabo Swinney
1950	at Missouri	17,NP	34-0	+34	Frank Howard
2014	Oklahoma	NR,24	40-6	+34	Dabo Swinney
2018	NC State	16,15	41-7	+34	Dabo Swinney
1992	North Carolina	18,18	40-7	+33	Ken Hatfield
1988	Duke	22,24	49-17	+32	Danny Ford
1979	Wake Forest	14,14	31-0	+31	Danny Ford
2016	Ohio State	2,2	31-0	+31	Dabo Swinney
1990	Illinois	16,17	30-0	+30	Ken Hatfield
2022	North Carolina	24,22	39-10	+29	Dabo Swinney
2011	Virginia Tech	5,3	38-10	+28	Dabo Swinney
2018	Alabama	1,1	44-16	+28	Dabo Swinney
2018	Notre Dame	3,3	30-3	+27	Dabo Swinney
2017	Louisville	14,14	47-21	+26	Dabo Swinney
1983	Maryland	11,17	52-27	+25	Danny Ford
1987	Penn State	20,19	35-10	+25	Danny Ford
2020	Miami (Fla.)	7,7	42-17	+25	Dabo Swinney
2006	Georgia Tech	13,13	31-7	+24	Tommy Bowden
2017	South Carolina	*24	34-10	+24	Dabo Swinney
2020	Notre Dame	2,2	34-10	+24	Dabo Swinney
1980	South Carolina	14,15	27-6	+21	Danny Ford
2005	Florida State	17,16	35-14	+21	Tommy Bowden
2021	Wake Forest	13,12	48-27	+21	Dabo Swinney

* - CFP ranking; Note: Clemson home games in **bold**.

HIGHEST-RANKED WINS

Year	Opponent	Site	Opp. Rk	Score
2016	Alabama	N7	1,1	35-31
2018	Alabama	N10	1,1	44-16
2016	Ohio State	N8	2,2	31-0
2019	Ohio State	N8	2,2	29-23
2020	Notre Dame	N5	2,2	34-10
2003	Florida State	H	3,3	26-10
2018	Notre Dame	N	3,3	30-3
2016	Louisville	H	3,4	42-36
2015	Oklahoma	N6	4,3	37-17
2011	Virginia Tech	N5	5,3	38-10
1981	Georgia	H	4,4	13-3
1981	Nebraska	N1	4,4	22-15
2013	Georgia	H	5,5	38-35
2003	Tennessee	N2	6,7	27-14
2015	Notre Dame	H	6,7	24-22
2013	Ohio State	N6	7,6	40-35
2017	Miami (Fla.)	N5	7,7	38-3
2020	Miami (Fla.)	H	7,7	42-17
1959	TCU	N3	7,8	23-7
2015	North Carolina	N5	8,8	45-37
2012	LSU	N2	9,7	25-24
1981	North Carolina	A	8,9	10-8
2009	Miami (Fla.)	A	8,9	(OT)40-37
2001	Georgia Tech	A	9,11	(OT)47-44
2006	Florida State	A	9,10	27-20
1983	North Carolina	A	10,9	16-3
1967	NC State	H	10,10	14-6
1992	Virginia	A	10,10	29-28
2022	NC State	H	10,10	30-20
1988	Oklahoma	N4	10,11	13-6
2004	Miami (Fla.)	A	11,10	(OT)24-17
2011	Virginia Tech	A	11,10	23-3
1986	Georgia	A	14,10	31-28

N1 - Miami, Fla.; N2 - Atlanta, Ga.; N3 - Houston, Texas; N4 - Orlando, Fla.; N5 - Charlotte, N.C.; N6 - Miami Gardens, Fla.; N7 - Tampa, Fla.; N8 - Glendale, Ariz.; N9 - Arlington, Texas; N10 - Santa Clara, Calif.; Note: Rankings by AP and coaches, respectively; Clemson home games in **bold**.



COLE TURNER HAD 101 RECEIVING YARDS IN CLEMSON'S 29-POINT WIN OVER NORTH CAROLINA IN THE 2022 ACC CHAMPIONSHIP GAME.

RANKED WIN RECORDS

Top-25 Wins in a Season	6 (2017)
Top-20 Wins in a Season	5 (2016, 2017)
Top-10 Wins in a Season	3 (1981, 2015, 2016)
Top-5 Wins in a Season	3 (2016)
Wins Over Top-25 Teams in Consecutive Games	3 (2011, 2016)
Wins Over Top-10 Teams in Consecutive Games	2 (2015, 2016, 2018)
Wins Over Top-25 Teams in September	3 (2017)
Best-Ranked Win at Home	No. 3 Florida State in 2003, No. 3 Louisville in 2016
Best-Ranked Win on Road	No. 8 North Carolina in 1981; No. 8 Miami (Fla.) in 2009
Best-Ranked Win at Neutral Site	No. 1 Alabama, CFP National Championship Game, Tampa, Fla. in 2018 No. 1 Alabama, CFP National Championship Game, Santa Clara, Calif. in 2018
Largest Victory Margin Over a Top-25 Team	45 (62-17 vs. No. 22 Virginia in 2019)
Largest Victory Margin Over a Top-10 Team	35 (38-3 vs. No. 7 Miami (Fla.) in 2017)
Largest Victory Margin at Home vs. Top-25 Team	34 (41-7 vs. No. 15 NC State in 2018)
Largest Victory Margin on Road vs. Top-25 Team	34 (34-0 at No. 17 Missouri in 1950)
Largest Victory Margin in a Bowl Game Over a Top-25 Team	34 (40-6 vs. No. 25 Oklahoma in 2014 Russell Athletic Bowl)

AGAINST ALL COMPETITION

Team	Home	Away	Neutral	Total
Alabama	0-2	0-7	5-5	5-14
App State	5-0			5-0
Army West Point		0-1		0-1
Auburn	7-10-1	5-20	3-4-1	15-34-2
Ball State	3-0			3-0
Baylor			0-1	0-1
Bingham	1-0			1-0
Boston College	10-3-1	10-6-1	1-0	21-9-2
California			0-1	0-1
Camp Hancock	0-1			0-1
Camp Sevier	1-0			1-0
Central Michigan	1-0			1-0
Centre	0-1	0-2		0-3
Charlotte	1-0			1-0
Charlotte "Y"		1-0		1-0
Chattanooga	1-0			1-0
Coastal Carolina	1-0			1-0
Colorado			1-1	1-1
Cumberland			0-0-1	0-0-1
Davidson	6-1-1	2-0-3	3-4	11-5-4
Duke	20-4-1	15-12	2-0	37-16-1
Duquesne	3-0	1-0		4-0
East Tennessee State	1-0			1-0
Elon	1-0			1-0
Erskine	7-1			7-1
Florida	0-2	1-4-1	2-3	3-9-1
Florida Atlantic	1-0			1-0
Florida State	9-8	6-12		15-20
Fordham		0-0-1		0-0-1
Furman	26-2	18-8-4		44-10-4
George Washington	0-1	2-0-1	1-0	3-1-1
Georgia	10-9-2	7-27-1	1-7-1	18-43-4
Georgia Pre-Flight			0-1	0-1
Georgia Southern	1-0			1-0
Georgia State	1-0			1-0
Georgia Tech	16-6	17-44-2	2-1	35-51-2

Gordon	4-0			4-0
Guilford	1-0			1-0
Illinois		1-0		1-0
Iowa State		1-0		1-0
Jacksonville N.A.S.		0-1		0-1
Kent State	1-0			1-0
Kentucky	1-1	2-6	2-1	5-8
Long Beach State	1-0			1-0
Louisiana Tech	3-0		1-0	4-0
Louisville	4-0	4-0		8-0
LSU			1-3	1-3
Marshall	0-1			0-1
Maryland	18-13	16-13-2		34-26-2
Maryville	1-0			1-0
Mercer	0-1	2-0	2-2	4-3
Miami (Fla.)	2-2	4-3	1-1	7-6
Middle Tennessee	2-0			2-0
Minnesota		0-1		0-1
Mississippi State	0-0-1	1-0	0-1	1-1-1
Missouri	1-0	1-1	1-0	3-1
Navy		1-0		1-0
NC State	27-11	22-17	11-1-1	60-29-1
Nebraska			1-1	1-1
Newberry	6-0			6-0
North Carolina	19-7	16-11-1	4-1	39-19-1
North Texas	1-0			1-0
Notre Dame	1-1	1-2	2-0	4-3
Oglethorpe	0-1			0-1
Ohio State			4-1	4-1
Oklahoma		0-2	3-0	3-2
Ole Miss		0-1	0-1	0-2
Pacific		0-1		0-1
Penn State			1-0	1-0
Pensacola N.A.S.	1-0			1-0
Pittsburgh	1-1	0-1	1-1	2-3
Port Royal	1-0			1-0
Presbyterian	32-3-4	1-0		33-3-4

Rhodes		1-0-1		1-0-1
Rice	1-0	3-3		4-3
Riverside	1-0			1-0
Samford	1-0	2-0		3-0
Sewanee			0-1	0-1
South Carolina	19-11-1	53-32-3		72-43-4
South Carolina State	5-0			5-0
South Florida			0-1	0-1
Southern California		0-1		0-1
Stanford			1-0	1-0
Syracuse	5-0	4-1	0-1	9-2
TCU	1-1	0-1	1-0	2-2
Temple	2-0		1-0	3-0
Tennessee	2-2-1	3-9-1	1-1	6-12-2
Texas A&M	2-1	1-2		3-3
Texas Tech			0-1	0-1
The Citadel	15-1	13-1	5-3-1	33-5-1
Troy	2-0			2-0
Tulane	1-1	3-5		4-6
UCF	1-0			1-0
UConn	1-0			1-0
ULM	1-0			1-0
UNLV	1-0			1-0
Utah State	1-0			1-0
UTEP	1-0			1-0
Vanderbilt		1-3		1-3
Villanova	1-1			1-1
Virginia	21-3-1	17-5	2-0	40-8-1
Virginia Tech	9-6-1	10-4	4-2	23-12-1
VMI	1-0		4-5-2	5-5-2
Wake Forest	40-7	27-10-1	3-0	70-17-1
West Virginia			1-1	1-1
Western Carolina	5-0			5-0
Wofford	9-0	4-3		13-3
Totals	410-127-15	298-282-23	81-59-7	789-468-45

Note: **Bold** denotes 2023 opponent.

AGAINST ALL FBS CONFERENCES

AMERICAN ATHLETIC CONFERENCE

Team	G	W	L	T	CU Pts	Opp. Pts
Charlotte	1	1	0	0	52	10
Florida Atlantic	1	1	0	0	54	6
Navy	1	1	0	0	15	7
North Texas	1	1	0	0	35	10
Rice	7	4	3	0	102	107
South Florida	1	0	1	0	26	31
Temple	3	3	0	0	137	23
Tulane	10	4	6	0	146	175
Totals	25	15	10	0	567	369

ATLANTIC COAST CONFERENCE

Team	G	W	L	T	CU Pts	Opp. Pts
Boston College	32	21	9	2	821	514
Duke	54	37	16	1	1354	842
Florida State	35	15	20	0	822	1030
Georgia Tech	88	35	51	2	1696	1780
Louisville	8	8	0	0	315	157
Miami (Fla.)	13	7	6	0	321	245
NC State	90	60	29	1	1850	1397
North Carolina	59	39	19	1	1304	1044
Pittsburgh	5	2	3	0	156	131
Syracuse	11	9	2	0	339	200
Virginia	49	40	8	1	1344	722
Virginia Tech	36	23	12	1	715	537
Wake Forest	88	70	17	1	2355	1217
Totals	568	366	192	10	13,392	9816

BIG TEN CONFERENCE

Team	G	W	L	T	CU Pts	Opp. Pts
Illinois	1	1	0	0	30	0
Maryland	62	34	26	2	1300	1126
Minnesota	1	0	1	0	13	20
Nebraska	2	1	1	0	43	41
Ohio State	5	4	1	0	145	122
Penn State	1	1	0	0	35	10
Totals	72	41	29	2	1566	1319

BIG 12 CONFERENCE

Team	G	W	L	T	CU Pts	Opp. Pts
Baylor	1	0	1	0	18	24
Iowa State	1	1	0	0	20	13
Oklahoma	5	3	2	0	107	112
TCU	4	2	2	0	46	35
Texas Tech	1	0	1	0	15	55
UCF	1	1	0	0	21	13
West Virginia	2	1	1	0	60	77
Totals	15	8	7	0	287	329

CONFERENCE USA

Team	G	W	L	T	CU Pts	Opp. Pts
Louisiana Tech	4	4	0	0	181	57
Middle Tennessee	2	2	0	0	74	28
UTEP	1	1	0	0	39	7
Totals	7	7	0	0	294	92

MID-AMERICAN CONFERENCE

Team	G	W	L	T	CU Pts	Opp. Pts
Ball State	3	3	0	0	106	44
Central Michigan	1	1	0	0	70	14
Kent State	1	1	0	0	56	3
Totals	5	5	0	0	232	61

MOUNTAIN WEST CONFERENCE

Team	G	W	L	T	CU Pts	Opp. Pts
UNLV	1	1	0	0	24	14
Utah State	1	1	0	0	35	6
Totals	2	2	0	0	59	20

PACIFIC-12 CONFERENCE

Team	G	W	L	T	CU Pts	Opp. Pts
California	1	0	1	0	13	37
Colorado	2	1	1	0	40	37
Southern California	1	0	1	0	0	30
Stanford	1	1	0	0	27	21
Totals	5	2	3	0	80	125

SOUTHEASTERN CONFERENCE

Team	G	W	L	T	CU Pts	Opp. Pts
Alabama	19	5	14	0	257	506
Auburn	51	15	34	2	534	1000
Florida	13	3	9	1	161	313
Georgia	65	18	43	4	772	1244
Kentucky	13	5	8	0	163	206
LSU	4	1	3	0	57	83
Mississippi State	3	1	1	1	35	31
Missouri	4	3	1	0	144	70
Ole Miss	2	0	2	0	7	39
South Carolina	119	72	43	4	2462	1683
Tennessee	20	6	12	2	168	300
Texas A&M	6	3	3	0	98	141
Vanderbilt	4	1	3	0	32	111
Totals	323	133	176	14	4890	5727

SUN BELT CONFERENCE

Team	G	W	L	T	CU Pts	Opp. Pts
App State	5	5	0	0	186	29
Georgia Southern	1	1	0	0	38	7
Georgia State	1	1	0	0	28	0
Marshall	1	0	1	0	10	13
Troy	2	2	0	0	73	43
ULM	1	1	0	0	49	26
Totals	11	10	1	0	384	118

INDEPENDENT PROGRAMS

Team	G	W	L	T	CU Pts	Opp. Pts
Army West Point	1	0	1	0	6	21
Notre Dame	7	4	3	0	175	148
UConn	1	1	0	0	44	7
Totals	9	5	4	0	225	176

Note: **Bold** denotes 2023 opponent; records include results from all games, not just games as a part of their current conference affiliation.

GAME RESULTS VS. 2023 OPPONENTS

CHARLESTON SOUTHERN (0-0)

DUKE (37-16-1)								
Year	CU	DUK	Rank	Site	W-L	CU	DUK	
1934	1-1	1-0		A	L	6	20	
1935	3-0	3-0		A	L	12	38	
1936	2-1	3-0		A	L	0	25	
1957	5-2	5-1-2	14/11	A	L	6	7	
1959	5-1	3-4	10/-	H	W	6	0	
1960	3-1	3-1		A	L	6	21	
1961	1-3	3-1		A	W	17	7	
1962	2-2	3-1		H	L	0	16	
1963	0-3-1	3-0-1		A	L	30	35	
1965	2-2	4-0		A	W	3	2	
1966	1-2	3-1		H	W	9	6	
1967	1-3	3-2		A	W	13	7	
1968	0-3-1	2-2		H	W	39	22	
1969	4-3	1-5-1		A	L	27	34	
1970	2-4	4-2		H	L	10	21	
1971	0-3	4-0	-/14	N1	W	3	0	
1972	1-3	1-4		H	L	0	7	
1973	2-3	1-4		A	W	24	8	
1974	2-3	4-1		H	W	17	13	
1975	1-4	2-3		A	L	21	25	
1976	1-3-1	3-2		H	T	18	18	
1977	4-1	3-2		A	W	17	11	
1978	4-1	3-2		H	W	28	8	
1979	4-1	2-2-1		A	W	28	10	
1980	4-1	0-5		H	L	17	34	
1981	5-0	3-2	6/-	A	W	38	10	
1982	3-1-1	3-2	20/-	H	W	49	14	
1983	3-1-1	0-5		A	W	38	31	
1984	3-2	1-4		H	W	54	21	
1985	2-3	2-3		A	W	21	9	
1986	4-1	3-2	17/-	H	W	35	3	
1987	5-0	3-2	7/-	H	W	17	10	
1988	4-1	5-0	11/22	H	W	49	17	
1989	4-0	1-3	7/-	A	L	17	21	
1990	3-1	1-2	19/-	H	W	26	7	
1991	8-1-1	4-5-1	13/-	N2	W	33	21	
1992	3-2	2-3	19/-	H	W	21	6	
1993	3-1	1-4		A	W	13	10	
1994	2-3	5-0	-/25	A	L	13	19	
1995	6-3	3-6	24/-	H	W	34	17	
1996	2-3	0-5		A	W	13	6	
1997	5-3	2-6		H	W ^(OT)	29	20	
1998	2-5	3-4		A	L	23	28	
1999	4-4	2-6		H	W	58	7	
2000	4-0	0-4	7/-	A	W	52	22	
2001	5-5	0-10		H	W	59	31	
2002	4-4	2-7		A	W	34	31	
2003	6-4	3-7		H	W	40	7	
2004	5-4	1-8		A	L	13	16	
2005	4-4	1-8		H	W	49	20	
2007	6-2	1-7	25/-	A	W	47	10	
2008	4-5	4-5		H	W	31	7	
2012	7-1	6-3	10/-	A	W	56	20	
2018	10-0	7-3	2/-	H	W	35	6	
Totals						1354	842	

N1 - Norfolk, Va.; N2 - Tokyo, Japan

FLORIDA ATLANTIC (1-0)

Year	CU	FAU	Rank	Site	W-L	CU	FAU
2006	0-0	0-0	18/-	H	W	54	6
Totals						54	6

FLORIDA STATE (15-20)

Year	CU	FSU	Rank	Site	W-L	CU	FSU
1970	3-5	4-3		A	L	13	38
1975	1-6	1-6		H	L	7	43
1976	1-4-2	2-5		A	W	15	12
1988	2-0	1-1	3/10	H	L	21	24
1989	1-0	0-1	10/16	A	W	34	23
1992	1-0	1-0	15/5	H	L	20	24
1993	1-0	2-0	21/1	A	L	0	57
1994	2-4	4-1	-/7	A	L	0	17
1995	1-0	1-0	-/1	H	L	26	45
1996	2-2	3-0	-/2	A	L	3	34
1997	2-0	2-0	16/5	H	L	28	35
1998	2-4	5-1	-/16	A	L	0	48
1999	3-3	7-0	-/1	H	L	14	17
2000	8-1	8-1	10/4	A	L	7	54
2001	5-2	5-2	-/14	H	L	27	41
2002	3-1	4-1	-/11	A	L	31	48
2003	5-4	8-1	-/3	H	W	26	10
2004	1-2	1-1	-/8	A	L	22	41
2005	5-4	7-2	-/17	H	W	35	14
2006	1-1	2-0	-/9	A	W	27	20
2007	0-0	0-0	-/19	H	W	24	18

2008	4-4	6-2	-/24	A	L	27	41
2009	5-3	4-4		H	W	40	24
2010	5-4	6-3		A	L	13	16
2011	3-0	2-1	21/11	H	W	35	30
2012	3-0	3-0	10/4	A	L	37	49
2013	6-0	5-0	3/5	H	L	14	51
2014	1-1	2-0	22/1	A	L ^(OT)	17	23
2015	8-0	7-1	1/16	H	W	23	13
2016	7-0	5-2	3/12	A	W	37	34
2017	8-1	3-5	4/-	H	W	31	14
2018	7-0	4-3	2/-	A	W	59	10
2019	5-0	3-2	2/-	H	W	45	14
2021	4-3	3-4		H	W	30	20
2022	6-0	4-2	4/-	A	W	34	28
Totals						822	1030

GEORGIA TECH (35-51-2)

Year	CU	GAT	Rank	Site	W-L	CU	GAT
1898	2-1	0-1		N1	W	23	0
1899	3-2	0-3		N2	W	41	5
1902	1-0	0-1		A	W	44	5
1903	1-0	0-0		A	W	73	0
1904	2-2	5-1		A	T	11	11
1905	3-1-1	5-0-1		A	L	10	17
1906	3-0-3	4-2		A	W	10	0
1907	3-4	3-4		A	W	6	5
1908	1-5	5-3		A	L	6	30
1909	6-2	6-2		A	L	3	29
1910	4-2-1	4-3		A	L	0	34
1911	3-4	5-2-1		A	L	0	31
1912	4-3	4-3-1		A	L	0	23
1913	4-3	6-2		A	L	0	34
1914	5-2-1	5-2		A	L	6	26
1918	1-0	0-0		A	L	0	28
1919	2-0	3-0		A	L	0	28
1920	3-3-1	5-1		A	L	0	7
1921	1-3-1	5-1		A	L	7	48
1922	3-1	4-2		A	L	7	21
1932	1-0	0-0		A	L	14	32
1933	0-0-1	0-0		A	L	2	39
1934	1-0	0-0		A	L	7	12
1936	3-3	3-1-1		A	W	14	13
1937	3-3	4-2		A	L	0	7
1943	2-5	5-3	-/15	A	L	6	41
1944	1-0	0-0		A	L	0	51
1945	5-2-1	4-4		A	W	21	7
1953	2-3-1	5-1-1	-/6	A	L	7	20
1958	5-1	4-2-1	17/-	A	L	0	13
1959	2-0	2-0	6/7	A	L	6	16
1962	0-0	0-0		A	L	9	26
1963	0-1	1-0	-/9	A	L	0	27
1964	1-1	2-0		A	L	7	14
1965	2-0	0-1-1		A	L	6	38
1966	1-0	2-0	-/9	A	L	12	13
1967	1-1	2-0		A	L	0	10
1968	0-1-1	1-1		A	L	21	24
1969	1-1	2-0		A	W	21	10
1970	2-1	3-0	-/15	A	L	7	28
1971	0-2	1-2		A	L	14	24
1972	1-2	2-1-1		A	L	9	31
1973	1-1	0-2		A	L	21	29
1974	0-2	1-2		H	W	21	17
1975	0-2	1-1		A	L	28	33
1976	1-1	0-2		A	T	24	24
1977	1-1	1-1		A	W	31	14
1983	1-1-1	0-2		H	W	41	14
1984	2-1	2-2	13/20	A	L	21	28
1985	1-1	1-1		H	L	3	14
1986	1-1	1-0-1		A	W	27	3
1987	3-0	1-1	9/-	H	W	33	12
1988	2-1	1-1	12/-	A	W	30	13
1989	5-1	1-3	14/-	H	L	14	30
1990	5-1	4-0	15/18	A	L	19	21
1991	2-0	2-1	7/19	H	W	9	7
1992	1-1	1-0	16/-	A	L	16	20
1993	1-1	2-0		H	W	16	13
1994	4-5	1-7		H	W	20	10
1995	4-3	4-3		A	W	24	3
1996	3-3	4-1	-/22	H	W	28	25
1997	2-1	1-1	17/-	A	L	20	23
1998	2-7	6-2	-/22	H	L	21	24
1999	5-4	6-2	-/13	A	L	42	45
2000	8-0	5-2	5/-	H	L	28	31
2001	2-1	3-0	-/9	A	W ^(OT)	47	44
2002	1-1	2-0		H	W	24	19
2003	2-1	1-2		A	W	39	3
2004	1-0	1-0	20/-	H	L	24	28
2005	4-3	4-2		A	L	9	10
2006	6-1	5-1	12/13	H	W	31	7

2007	4-0	2-2	13/-	A	L	3	13
2008	3-3	5-1		H	L	17	21
2009	1-0	1-0	-/15	A	L	27	30
	8-4	10-2	25/12	N3	L	34	39
2010	3-3	5-2		H	W	27	13
2011	8-0	6-2	6/-	A	L	17	31
2012	4-1	2-3	15/-	H	W	47	31
2013	8-1	6-3	8/-	H	W	55	31
2014	7-2	8-2	18/24	A	L	6	28
2015	4-0	2-3	6/-	H	W	43	24
2016	3-0	3-0	5/-	A	W	26	7
2017	6-1	4-2	7/-	H	W	24	10
2018	3-0	1-2	3/-	A	W	49	21
2019	0-0	0-0	1/-	H	W	52	14
2020	4-0	2-2	1/-	A	W	73	7
2021	1-1	1-1	6/-	H	W	14	8
2022	0-0	0-0	4/-	A4	W	41	10
Totals						1696	1780

N1 - Augusta, Ga.; N2 - Greenville, S.C.; N3 - Tampa, Fla.; A4 - Mercedes-Benz Stadium

MIAMI (FLA.) (7-6)

Year	CU	MIA	Rank	Site	W-L	CU	MIA
1945	3-1-1	4-1		A	L	6	7
1950	8-0-1	9-0-1	10/15	A	W	15	14
1951	7-2	7-3	19/-	N1	L	0	14
1953	1-1-1	1-1		A	L	7	39
1956	5-0-2	4-1-1	12/8	A	L	0	21
2004	4-4	6-1	-/11	A	W ^(OT)	24	17
2005	2-0	0-1	20/13	H	L ^(3OT)	30	36
2009	3-3	5-1	-/8	A	W ^(OT)	40	37
2010	2-1	2-1	-/16	H	L	21	30
2015	6-0	4-2	6/-	A	W	58	0
2017	11-1	10-1	1/7	N2	W	38	3
2020	3-0	3-0	1/7	H	W	42	17
2022	9-1	5-5	9/-	H	W	40	10
Totals						321	245

GAME RESULTS VS. 2023 OPPONENTS

1980	4-2	3-3		A	L	20	24
1981	6-0	4-2	4/-	H	W	17	7
1982	4-1-1	4-2	18/-	A	W	38	29
1983	4-1-1	2-4		H	W	27	17
1984	4-2	3-4		A	W	35	34
1985	3-3	1-6		H	W	39	10
1986	5-1	4-1-1	16/20	A	L	3	20
1987	6-0	2-4	7/-	H	L	28	30
1988	5-1	5-1	9/-	A	L	3	10
1989	5-2	6-0	-1/2	H	W	30	10
1990	5-2	4-3	22/-	A	W	24	17
1991	3-1-1	6-0	19/12	H	W	29	19
1992	4-2	5-2-1	18/23	A	L	6	20
1993	2-1	2-1	-2/4	H	W	20	14
1994	1-0	1-0	22/-	H	L	12	29
1995	2-2	1-3		A	W	43	22
1996	6-3	2-6		H	W	40	17
1997	1-0	2-0	19/-	A	W	19	17
1998	2-6	4-3		H	L	39	46
1999	2-2	3-2		A	L	31	35
2000	5-0	4-0	5/-	H	W	34	27
2001	3-1	3-1	16/-	A	W	45	37
2002	4-3	8-0	-1/2	H	L	6	38
2003	4-2	4-3		A	L	15	17
2004	3-4	4-3		H	W	26	20
2005	2-3	2-2		A	W	31	10
2006	7-3	3-6		H	W	20	14
2007	3-0	1-2	15/-	A	W	42	20
2008	1-1	1-1		H	W	27	9
2009	6-3	4-5	24/-	A	W	43	23
2010	4-4	6-2	-2/3	H	W	14	13
2011	9-1	5-5	7/-	A	L	13	37
2012	9-1	6-4	11/-	H	W	62	48
2013	2-0	2-0	3/-	A	W	26	14
2014	2-2	4-1		H	W	41	0
2015	7-0	5-3	3/-	A	W	56	41
2016	6-0	4-1	3/-	H	W ^(on)	24	17
2017	7-1	6-2	6/20	A	W	38	31
2018	6-0	5-0	3/16	H	W	41	7
2019	9-0	4-4	4/-	A	W	55	10
2021	2-1	2-1	9/-	A	L ^(20T)	21	27
2022	4-0	4-0	5/10	H	W	30	20
Totals						1850	1397

N1 - Rock Hill, S.C.; N2 - Columbia, S.C.; N3 - Florence, S.C.;
N4 - Charlotte, N.C.

NORTH CAROLINA (39-19-1)

Year	CU	UNC	Rank	Site	W-L	CU	UNC
1897	1-1	3-0		A	L	0	28
1901	2-1-1	7-1		N1	W	22	10
1903	3-0	4-3		A	L	6	11
1907	2-1	2-2-1		N2	W	15	6
1915	2-1-2	2-2-1		N3	L	7	9
1957	1-0	0-1		A	L	0	26
1958	1-0	0-1		H	W	26	21
1959	0-0	0-0	18/12	A	W	20	18
1960	3-3	1-5		H	W	24	0
1961	0-2	1-0		A	W	27	0
1962	2-4	2-4		H	W	17	6
1963	2-4-1	6-1		A	W	11	7
1964	3-4	3-4		H	L	0	29
1965	5-2	3-4		A	L	13	17
1966	3-3	2-4		H	W	27	3
1967	2-4	1-6		A	W	17	0
1968	3-4-1	2-6		H	W	24	14
1969	4-4	4-4		A	L	15	32
1970	3-6	6-3		H	L	7	42
1971	3-4	6-2		A	L	13	26
1972	3-4	5-1		H	L	10	26
1973	4-4	3-5		A	W	37	29
1974	4-4	5-3		H	W	54	32
1975	1-7	2-6		A	W	38	35
1976	2-4-2	6-2		H	L	23	27
1977	7-1	6-2	13/-	A	T	13	13
1978	7-1	3-5	15/-	H	W	13	9
1979	6-2	5-2-1	18/-	A	W	19	10
1980	5-3	7-1	-1/4	H	L	19	24
1981	8-0	7-1	2/8	A	W	10	8
1982	5-1-1	5-2	13/18	H	W	16	13
1983	6-1-1	7-1	-1/0	A	W	16	3
1984	2-2	1-2		H	W	20	12
1985	5-3	4-4		A	L	20	21
1986	6-2	5-2-1		H	W	38	10
1987	7-1	5-3	10/-	A	W	13	10
1988	6-2	1-7	17/-	H	W	37	14
1989	7-2	1-7	21/-	A	W	35	3
1990	7-2	5-2-1	18/-	H	W	20	3
1991	5-1-1	5-3	15/-	A	W	21	6
1992	4-4	7-2	-1/8	H	W	40	7

1993	6-2	7-2	-1/6	A	L	0	24
1994	3-5	6-2	-1/9	A	W	28	17
1995	5-3	4-3		H	W	17	10
1996	0-0	0-0		A	L	0	45
1997	6-3	8-1	-8	H	L	10	17
1998	1-3	0-3		A	L	14	21
1999	1-2	1-2		H	W	31	20
2000	7-0	3-3	5/-	A	W	38	24
2001	4-1	4-3	13/-	H	L	3	38
2002	5-4	2-7		A	W	42	12
2003	4-3	1-6		H	W	36	28
2006	2-1	1-2	19/-	H	W	52	7
2010	2-2	2-2		A	L	16	21
2011	7-0	5-2	8/-	H	W	59	38
2014	1-2	2-1		H	W	50	35
2015	12-0	11-1	1/8	N1	W	45	37
2019	4-0	2-2	1/-	A	W	21	20
2022	10-2	9-3	10/24	N1	W	39	10
Totals						1304	1044

N1 - Charlotte, N.C.; N2 - Columbia, S.C.; N3 - Greenville, S.C.

NOTRE DAME (4-3)

Year	CU	UND	Rank	Site	W-L	CU	UND
1977	7-1-1	7-1	15/5	H	L	17	21
1979	7-2	6-3	14/-	A	W	16	10
2015	3-0	4-0	12/6	H	W	24	22
2018	13-0	12-0	2/3	N1	W	30	3
2020	7-0	6-0	1/4	A	L ^(20T)	40	47
	9-1	10-0	4/2	N2	W	34	10
2022	8-0	5-3	5/-	A	L	14	35
Totals						175	148

N1 - Arlington, Texas; N2 - Charlotte, N.C.

SOUTH CAROLINA (72-43-4)

Year	CU	USC	Rank	Site	W-L	CU	USC
1896	1-0	0-0		A	L	6	12
1897	1-2	0-1		A	W	18	6
1898	1-1	1-0		A	W	24	0
1899	1-2	1-0		A	W	34	0
1900	2-0	1-1		A	W	51	0
1902	3-0	3-0		A	L	6	12
1909	3-2	1-3		A	W	6	0
1910	3-2	4-0		A	W	24	0
1911	1-2	1-1-1		A	W	27	0
1912	3-1	2-2		A	L	7	22
1913	1-2	1-2		A	W	32	0
1914	1-2-1	1-4-1		A	W	29	6
1915	2-1-1	3-0		A	T	0	0
1916	1-3	2-3		A	W	27	0
1917	2-1	1-1		A	W	21	13
1918	1-1	0-0		A	W	39	0
1919	3-2	1-3		A	W	19	6
1920	3-2-1	2-2		A	L	0	3
1921	1-2-1	3-0-1		A	L	0	21
1922	2-1	3-1		A	W	3	0
1923	1-1-1	2-2		A	W	7	6
1924	2-1	3-1		A	L	0	3
1925	0-3	3-1		A	L	0	33
1926	2-2	3-1		A	L	0	24
1927	2-1-1	3-1		A	W	20	0
1928	5-0	5-0		A	W	32	0
1929	5-0	3-1		A	W	21	14
1930	5-0	3-1		A	W	20	7
1931	1-2-1	1-2		A	L	0	21
1932	2-2	3-1		A	L	0	14
1933	1-1-2	1-2		A	L	0	7
1934	1-3	3-1		A	W	19	0
1935	3-1	2-3		A	W	44	0
1936	2-3	3-2		A	W	19	0
1937	1-3	2-2-1		A	W	34	6
1938	2-1-1	3-2		A	W	34	12
1939	2-1	1-3		A	W	27	0
1940	4-0	0-2	13/-	A	W	21	13
1941	4-0	1-1-1	14/-	A	L	14	18
1942	1-2-1	0-2-1		A	W	18	6
1943	1-2	2-1		A	L	6	33
1944	2-1	1-1-1		A	W	20	13
1945	3-1	2-2		A	T	0	0
1946	1-3	2-1		A	L	14	26
1947	1-3	2-2		A	L	19	21
1948	3-0	2-1	14/-	A	W	13	7
1949	2-1-1	0-3		A	L	13	27
1950	3-0	2-1	12/-	A	T	14	14
1951	3-1	2-2		A	L	0	20
1952	1-3	2-2		A	L	0	6
1953	1-2-1	3-1		A	L	7	14
1954	2-2	2-1		A	L	8	13
1955	3-1	2-2		A	W	28	14
1956	3-0-1	4-1	20/-	A	W	7	0

1957	2-2	3-1		A	W	13	0
1958	4-0	2-2	10/-	A	L	6	26
1959	3-1	3-1	17/-	A	W	27	0
1960	4-3	1-5		H	W	12	2
1961	3-4	2-5		A	L	14	21
1962	5-4	4-4-1		H	W	20	17
1963	4-4-1	1-7-1		A	W	24	20
1964	3-6	2-5-2		H	L	3	7
1965	5-4	4-5		A	L	16	17
1966	5-4	1-8		H	W	35	10
1967	5-4	5-4		A	W	23	12
1968	4-4-1	3-6		H	L	3	7
1969	4-5	6-3		A	L	13	27
1970	3-7	3-6-1		H	L	32	38
1971	4-6	6-4		A	W	17	7
1972	3-7	4-6		H	W	7	6
1973	5-5	6-4		A	L	20	32
1974	6-4	4-6		H	W	39	21
1975	2-8	6-4		A	L	20	56
1976	2-6-2	6-4		H	W	28	9
1977	7-2-1	5-5	15/-	A	W	31	27
1978	9-1	5-4-1	10/-	H	W	41	23
1979	8-2	7-3	13/19	A	L	9	13
1980	5-5	8-2	-1/4	H	W	27	6
1981	10-0	6-4	2/-	A	W	29	13
1982	7-1-1	4-6	10/-	H	W	24	6
1983	8-1-1	5-5	13/-	A	W	22	13
1984	7-3	9-1	-9	H	L	21	22
1985	5-5	5-5		A	W	24	17
1986	7-2-1	3-6-1	19/-	H	T	21	21
1987	9-1	7-2	8/12	A	L	7	20
1988	8-2	8-2	15/25	H	W	29	10
1989	8-2	6-3-1	15/-	A	W	45	0
1990	8-2	5-4	17/-	H	W	24	15
1991	7-1-1	3-5-2	14/-	A	W	41	24
1992	5-5	4-6		H	L	13	24
1993	7-3	4-6	24/-	A	W	16	13
1994	5-5	5-5		H	L	7	33
1995	7-3	4-5-1	24/-	A	W	38	17
1996	7-3	5-5	22/-	H	L	31	34
1997	6-4	5-5		A	W	47	21
1998	2-8	1-9		H	W	28	19
1999	5-5	0-10		A	W	31	21
2000	8-2	7-3	16/25	H	W	16	14
2001	5-4	7-3	-/22	A	L	15	20
2002	6-5	5-6		H	W	27	20
2003	7-4	5-6		A	W	63	17
2004	5-5	6-4		H	W	29	7
2005	6-4	7-3	-/19	A	W	13	9
2006	8-3	6-5	24/-	H	L	28	31
2007	8-3	6-5	21/-	A	W	23	21
2008	6-5	7-4		H	W	31	14
2009	8-3	6-5	15/-	A	L	17	34
2010	6-5	8-3	-/18	H	L	7	29
2011	9-2	9-2	18/14	A	L	13	34
2012	10-1	9-2	12/13	H	L	17	27
2013	10-1	9-2	6/10	A	L	17	31
2014	8-3	6-5	23/-	H	W	35	17
2015	11-0	3-8	1/-	A	W	37	32
2016	10-1	6-5	4/-	H	W	56	7
2017	10-1	8-3	4/24 ^(CFP)	A	W	34	10
2018	11-0	6-4	2/-	H	W	56	35
2019	11-0	4-7	3/-	A	W	38	3
2021	8-3	6-5		A	W	30	0
2022	10-1	7-4	7/-	H	L	30	31
Totals						2462	1683

GAME RESULTS VS. 2023 OPPONENTS

1938	3-1-1	3-3	A	W	7	0
1939	5-1	6-2	H	W	20	7
1940	3-0	3-0	H	W	39	0
1941	5-1	4-3-1	H	W	29	0
1942	2-2-1	2-2-1	A	L	6	19
1943	1-3	2-3	H	L	12	41
1944	3-2	6-0	-/17	A	L	7 13
1945	6-2-1	2-4-1	16/-	H	L	6 13
1946	1-2	2-0	A	L	7	19
1947	1-1	1-0		H	L	14 16
1948	6-0	5-2	10/19	A	W	21 14
1949	2-2-1	2-4		H	L	21 35
1950	3-0-1	4-0-1	16/17	A	W	13 12
1951	3-2	5-1		H	W	21 6
1953	1-3-1	2-3-1		H	W	18 0
1954	2-3	2-2-1		N1	W	32 20
1955	4-1	3-2-1		H	W	19 13
1956	2-0-1	1-2		A	W	17 0
1957	5-3	0-8		H	W	13 6
1958	4-1	3-3	19/-	H	W	14 12
1959	6-2	5-2	19/-	H	W	33 31
1960	0-0	0-0	9/-	A	W	28 7
1961	1-2	0-3		H	L	13 17
1962	1-1	0-2		A	W	24 7
1963	1-4-1	0-6		H	W	36 0
1964	1-3	2-2		A	W	21 2
1965	4-2	2-4		H	W	26 13
1966	2-3	2-4		A	W	23 21
1967	0-0	0-1		H	W	23 6
1968	0-0	0-1		A	T	20 20
1969	2-2	2-3		H	W	28 14
1970	2-3	2-3		A	L	20 36
1971	2-4	4-3		H	W	10 9
1972	2-4	1-5		A	W	31 0
1973	3-4	1-6		H	W	35 8
1974	3-4	0-7		A	W	21 9
1975	0-4	1-3		H	W	16 14
1976	1-2-1	2-3		A	L	14 20

1977	6-1	1-6	16/-	H	W	26	0
1978	6-1	1-7	16/-	A	W	51	6
1979	5-2	7-1	-/14	H	W	31	0
1980	4-3	3-4		A	W	35	33
1981	7-0	2-5	3/-	H	W	82	24
1982	8-1-1	3-7	10/-	N2	W	21	17
1983	5-1-1	4-4		H	W	24	17
1984	5-2	5-3		H	W	37	14
1985	4-3	3-5		H	W	26	10
1986	5-2	4-3		A	W	28	20
1987	6-1	5-2	14/-	H	W	31	17
1988	5-2	4-3	15/-	A	W	38	21
1989	6-2	1-5-1	22/-	H	W	44	10
1990	6-2	2-5	19/-	A	W	24	6
1991	4-1-1	1-6	16/-	H	W	28	10
1992	4-3	4-3		A	L	15	18
1993	4-1	1-4		H	L	16	20
1994	2-5	2-6		H	W	24	8
1995	1-1	0-2-1		A	W	29	14
1996	1-2	2-2		H	W	21	10
1997	4-3	4-4		A	W	33	16
1998	1-2	1-1		H	L	19	29
1999	3-4	4-3		A	W	12	3
2000	2-0	0-2	16/-	H	W	55	7
2001	4-2	3-3	25/-	A	W	21	14
2002	3-3	5-2		H	W	31	23
2003	5-3	4-4		A	L	17	45
2004	0-0	0-0	15/-	H	W ⁽²⁰⁾	37	30
2005	2-2	1-3		A	L	27	31
2006	4-1	5-0	15/-	A	W	27	17
2007	7-2	6-3	20/-	H	W	44	10
2008	3-2	3-1	-/21	A	L	7	12
2009	2-3	4-2		H	W	38	3
2010	5-5	2-8		A	W	30	10
2011	8-1	5-4	9/-	H	W	31	28
2012	6-1	4-3	14/-	A	W	42	13
2013	3-0	2-2	3/-	H	W	56	7
2014	6-2	2-6	19/-	A	W	34	20

CLEMSON'S GREATEST COMEBACKS

Date	Opponent	Score	Deficit	Final
10-10-1992	Virginia	0-28	28	29-28
10-15-2011	Maryland	17-35	18	56-45
10-31-2020	Boston College	10-28	18	34-28
9-24-1966	Virginia	18-35	17	40-35
10-21-2000	North Carolina	0-17	17	38-24
12-28-2019	Ohio State	0-16	16	29-23
9-26-1953	Boston College	0-14	14	14-14
11-17-1962	Maryland	0-14	14	17-14
10-11-1980	Virginia	10-24	*14	27-24
11-2-2002	Duke	10-24	*14	34-31
11-6-2004	Miami (Fla.)	3-17	14	24-17
10-7-2006	Wake Forest	3-17	*14	27-17
9-17-2011	Auburn	7-21	14	38-24
11-12-2011	Wake Forest	14-28	14	31-28
1-9-2017	Alabama	0-14	14	35-31
10-22-2022	Syracuse	7-21	14	27-21

* - fourth-quarter deficit; Note: Home games in bold.

2015	10-0	3-7	1/-	H	W	33	13
2016	9-1	6-4	5/-	A	W	35	13
2017	5-0	4-1	2/-	H	W	28	14
2018	5-0	3-2	4/-	A	W	63	3
2019	10-0	7-2	3/-	H	W	52	3
2020	0-0	0-0	1/-	A	W	37	13
2021	7-3	9-1	-/13	H	W	48	27
2022	3-0	3-0	5/21	A	W ⁽²⁰⁾	51	45
Totals						2355	1217

N1 - Charlotte, N.C.; N2 - Tokyo, Japan

Note: Rankings are by AP; Clemson's ranking is listed first, followed by the opponent's ranking; home games in bold.

RECORD BY DATE

Date	W-L	Win %
8-29	1-0	1.000
8-30	0-3	.000
8-31	1-2	.333
9-1	5-0	1.000
9-2	5-0	1.000
9-3	7-0	1.000
9-4	3-2	.600
9-5	7-0	1.000
9-6	4-1	.800
9-7	5-0	1.000
9-8	7-1	.875
9-9	4-2	.667
9-10	5-4	.556
9-11	4-3	.571
9-12	5-2	.714
9-13	4-2	.667
9-14	3-1	.750
9-15	4-1	.800
9-16	6-0	1.000
9-17	8-3-1	.708
9-18	5-3-1	.611
9-19	11-1	.917
9-20	9-4	.692
9-21	8-4-1	.654
9-22	10-5	.667
9-23	9-5-1	.633
9-24	11-2-1	.821
9-25	5-7-2	.429
9-26	4-7-2	.385
9-27	10-6	.625
9-28	10-4	.714
9-29	7-5-2	.571
9-30	7-8	.467
10-1	9-6-1	.594
10-2	7-8-1	.469
10-3	6-11-1	.361
10-4	9-5	.643
10-5	7-8	.467
10-6	11-3	.786
10-7	13-6	.684
10-8	8-6-2	.563
10-9	10-9	.526
10-10	9-7	.563
10-11	10-6	.625
10-12	9-5-2	.625
10-13	8-6-2	.563
10-14	5-7-1	.423
10-15	9-4	.692
10-16	6-6-1	.500
10-17	9-5	.643
10-18	5-4	.555
10-19	10-5-2	.647
10-20	12-5	.706
10-21	12-4-1	.735
10-22	11-8	.579
10-23	8-10	.444
10-24	9-7	.563
10-25	11-7-2	.600
10-26	9-3	.750
10-27	5-5	.500
10-28	9-9-1	.500
10-29	10-5-1	.656
10-30	11-3	.786

10-31	15-7	.682
11-1	8-4	.667
11-2	14-3	.824
11-3	13-3-1	.794
11-4	10-6	.625
11-5	11-4-2	.706
11-6	9-9	.500
11-7	9-9	.500
11-8	9-5-1	.633
11-9	10-8	.556
11-10	14-2-3	.816
11-11	11-5	.688
11-12	11-6	.647
11-13	8-9	.471
11-14	8-9	.471
11-15	6-8-1	.433
11-16	10-6-1	.618
11-17	12-5	.706
11-18	11-6	.647
11-19	8-5	.615
11-20	8-5	.615
11-21	8-5-1	.607
11-22	9-3-1	.731
11-23	10-2	.833
11-24	9-10	.474
11-25	8-6-1	.567
11-26	4-6-3	.423
11-27	6-3-1	.650
11-28	8-4	.667
11-29	9-2	.818
11-30	3-5	.375
12-1	4-1	.800
12-2	1-1	.500
12-3	3-0	1.000
12-4	1-0	1.000
12-5	2-1	.667
12-6	0-0	-----
12-7	1-0	1.000
12-8	0-1	.000
12-9	0-0	-----
12-10	0-0	-----
12-11	0-0	-----
12-12	0-0	-----
12-13	0-0	-----
12-14	0-0	-----
12-15	0-0	-----
12-16	0-0	-----
12-17	0-0	-----
12-18	0-0	-----
12-19	2-0	1.000
12-20	0-0	-----
12-21	0-1	.000
12-22	0-0	-----
12-23	0-1	.000
12-24	0-0	-----
12-25	0-0	-----
12-26	0-0	-----
12-27	3-0	1.000
12-28	1-1	.500
12-29	4-1	.800
12-30	1-2	.333
12-31	5-4	.556

TOP WINNING PERCENTAGE DATES

Rk	Date	W-L	Win %
1.	Sept. 3	7-0	1.000
	Sept. 5	7-0	1.000
	Sept. 16	6-0	1.000
	Sept. 1	5-0	1.000
	Sept. 2	5-0	1.000
	Sept. 7	5-0	1.000
7.	Sept. 19	11-1	.917
8.	Sept. 8	7-1	.875
9.	Nov. 23	10-2	.833
10.	Nov. 2	14-3	.824
11.	Sept. 24	11-2-1	.821
12.	Nov. 29	9-2	.818
13.	Nov. 10	14-2-3	.816
14.	Sept. 6	4-1	.800
	Sept. 15	4-1	.800
	Dec. 1	4-1	.800
	Dec. 29	4-1	.800

Note: Minimum five games; bold denotes 2021 game date.

1-1	6-9	.400	1-10	0-0	-----
1-2	2-1	.667	1-11	0-1	.000
1-3	1-0	1.000	1-12	0-0	-----
1-4	0-1	.000	1-13	0-1	.000
1-5	0-0	-----			
1-6	0-0	-----			
1-7	1-0	1.000			
1-8	0-0	-----			
1-9	1-0	1.000			

Note: Bold denotes 2023 game date.

ALL-TIME RESULTS

1896 (2-1)

Head Coach - Walter Riggs (1st Season)						
Date	Site	W-L	Score	Opponent	AP Ranks	OFRD OFRK
10-31	A	W	14-6	Furman		2-3
11-12	A	L	6-12	South Carolina		1-3
11-21	A	W	16-0	Wofford		2-2

1897 (2-2)

Head Coach - W.M. Williams (1st Season)						
Date	Site	W-L	Score	Opponent	AP Ranks	OFRD OFRK
10-9	A	L	0-24	Georgia		2-1
10-23	A	W	10-0	Charlotte "Y"		
10-25	A	L	0-28	North Carolina		7-3
11-10	A	W	18-6	South Carolina		0-3

1898 (3-1)

Head Coach - John Penton (1st Season)						
Date	Site	W-L	Score	Opponent	AP Ranks	OFRD OFRK
10-8	A	L	8-20	Georgia		4-2
10-20	H	W	55-0	Bingham		
11-17	A	W	24-0	South Carolina		1-2
11-24	N1	W	23-0	Georgia Tech		0-3

N1 - Augusta, Ga.

1899 (4-2)

Head Coach - Walter Riggs (2nd Season)						
Date	Site	W-L	Score	Opponent	AP Ranks	OFRD OFRK
10-7	A	L	0-11	Georgia		2-3-1
10-14	N1	W	10-0	Davidson		1-3-1
10-28	A	L	0-34	Auburn		3-1-1
11-9	A	W	34-0	South Carolina		2-3
11-18	N1	W	24-0	NC State		1-2-2
11-30	N2	W	41-5	Georgia Tech		0-5

N1 - Rock Hill, S.C.; N2 - Greenville, S.C.

1900 (6-0 OVERALL, 3-0 SIAA, 1st)

Head Coach - John Heisman (1st Season)						
Date	Site	W-L	Score	Opponent	AP Ranks	OFRD OFRK
10-19	H	W	64-0	Davidson		4-2
10-22	A	W	21-0	Wofford		1-2-1
11-1	A	W	51-0	South Carolina		4-3
11-10	A	W	39-5	Georgia		2-4
11-24	N1	W	12-5	Virginia Tech		3-3-1
11-29	N2	W	35-0	Alabama		2-3

N1 - Charlotte, N.C.; N2 - Birmingham, Ala.

1901 (3-1-1 OVERALL, 1-0-1 SIAA)

Head Coach - John Heisman (2nd Season)						
Date	Site	W-L	Score	Opponent	AP Ranks	OFRD OFRK
10-5	H	W	122-0	Guilford		0-4
10-19	A	T	6-6	Tennessee		3-3-2
10-26	A	W	29-5	Georgia		1-5-2
10-31	N1	L	11-17	Virginia Tech		6-1
11-28	N2	W	22-10	North Carolina		7-2

N1 - Columbia, S.C.; N2 - Charlotte, N.C.

1902 (6-1 OVERALL, 5-1 SIAA, 1ST)

Head Coach - John Heisman (3rd Season)						
Date	Site	W-L	Score	Opponent	AP Ranks	OFRD OFRK
10-4	H	W	11-5	NC State		3-4-2
10-18	A	W	44-5	Georgia Tech		0-6-2
10-24	A	W	28-0	Furman		4-3-3
10-30	A	L	6-12	South Carolina		6-1
11-8	H	W	36-0	Georgia		4-2-1
11-15	A	W	16-0	Auburn		2-4-1
11-27	A	W	11-0	Tennessee		6-2

1903 (4-1-1 OVERALL, 2-0-1 SIAA, T-1st)

Head Coach - John Heisman (4th Season)						
Date	Site	W-L	Score	Opponent	AP Ranks	OFRD OFRK
10-10	A	W	29-0	Georgia		3-4
10-17	A	W	73-0	Georgia Tech		2-5
10-28	N1	W	24-0	NC State		4-4
11-14	A	L	6-11	North Carolina		6-3
11-21	A	W	24-0	Davidson		1-4
11-26	N2	T	11-11	#Cumberland		4-1-1

- SIAA Championship Game; N1 - Columbia, S.C.; N2 - Montgomery, Ala.

1904 (3-3-1)

Head Coach - Shack Shealy (1st Season)						
Date	Site	W-L	Score	Opponent	AP Ranks	OFRD OFRK
10-8	N1	W	18-0	Alabama		7-3
10-15	H	L	0-5	Auburn		5-0
10-22	H	W	10-0	Georgia		1-5
10-27	N2	L	5-11	Sewanee		7-1
11-5	A	T	11-11	Georgia Tech		8-1-1
11-12	A	W	6-0	Tennessee		3-5-1
11-24	A	L	0-18	NC State		3-1-2

N1 - Birmingham, Ala.; N2 - Columbia, S.C.

1905 (3-2-1)

Head Coach - Eddie Cochems (1st Season)						
Date	Site	W-L	Score	Opponent	AP Ranks	OFRD OFRK
10-14	H	T	5-5	Tennessee		3-5-1
10-21	A	W	35-0	Georgia		1-5
10-25	N1	W	25-0	Alabama		6-4
11-11	A	W	26-0	Auburn		2-4
11-18	A	L	0-41	Vanderbilt		7-1
11-30	A	L	10-17	Georgia Tech		6-0-1

N1 - Columbia, S.C.

1906 (4-0-3 OVERALL, 4-0 SIAA, T-1st)

Head Coach - Bob Williams (1st Season)						
Date	Site	W-L	Score	Opponent	AP Ranks	OFRD OFRK
10-13	H	T	0-0	Virginia Tech		5-2-2
10-20	H	W	6-0	Georgia		2-4-1
10-25	N1	T	0-0	NC State		3-1-4
11-3	A	T	0-0	Davidson		3-2-1
11-10	H	W	6-4	Auburn		1-5-1
11-19	H	W	16-0	Tennessee		1-6-2
11-29	A	W	10-0	Georgia Tech		5-3-1

N1 - Columbia, S.C.

1907 (4-4)

Head Coach - Frank Shaughnessy (1st Season)						
Date	Site	W-L	Score	Opponent	AP Ranks	OFRD OFRK
9-28	H	W	5-0	Gordon		
10-9	H	W	35-0	Maryville		
10-21	H	L	0-4	Tennessee		7-2-1
10-31	N1	W	15-6	North Carolina		4-4-1
11-4	A	L	0-12	Auburn		6-2-1
11-7	N2	L	0-8	Georgia		4-3-1
11-9	H	L	6-10	Davidson		4-1-1
11-28	A	W	6-5	Georgia Tech		4-4

N1 - Columbia, S.C.; N2 - Augusta, Ga.

1908 (1-6)

Head Coach - John Stone (1st Season)						
Date	Site	W-L	Score	Opponent	AP Ranks	OFRD OFRK
9-26	H	W	15-0	Gordon		
10-10	H	L	0-6	Virginia Tech		5-4
10-17	A	L	0-41	Vanderbilt		7-2-1
10-28	N1	L	0-13	Davidson		6-2-2
11-5	N2	L	0-8	Georgia		5-2-1
11-14	A	L	5-6	Tennessee		7-2
11-26	A	L	6-30	Georgia Tech		6-3

N1 - Columbia, S.C.; N2 - Augusta, Ga.

1909 (6-3)

Head Coach - Bob Williams (2nd Season)						
Date	Site	W-L	Score	Opponent	AP Ranks	OFRD OFRK
9-27	H	W	26-0	Gordon		
10-2	A	L	0-6	Virginia Tech		6-1
10-9	N1	W	17-5	Davidson		3-4-2
10-16	N2	L	0-3	Alabama		5-1-2
10-23	H	W	19-0	Port Royal		
11-4	A	W	6-0	South Carolina		2-6
11-10	N3	W	5-0	Georgia		1-4-2
11-13	A	W	17-0	The Citadel		4-3-2
11-25	A	L	3-29	Georgia Tech		7-2

N1 - Charlotte, N.C.; N2 - Birmingham, Ala.; N3 - Augusta, Ga.

1910 (4-3-1)

Head Coach - Frank Dobson (1st Season)						
Date	Site	W-L	Score	Opponent	AP Ranks	OFRD OFRK
9-24	H	W	26-0	Gordon		
10-1	H	L	0-3	Mercer		6-3
10-8	A	W	24-0	Samford		1-7
10-15	A	W	32-0	The Citadel		3-4
10-22	A	L	0-17	Auburn		6-1
11-3	A	W	24-0	South Carolina		4-4
11-10	N1	T	0-0	Georgia		6-2-1
11-24	A	L	0-34	Georgia Tech		5-3

N1 - Augusta, Ga.

1911 (3-5)

Head Coach - Frank Dobson (2nd Season)						
Date	Site	W-L	Score	Opponent	AP Ranks	OFRD OFRK
10-14	H	L	0-29	Auburn		4-2-1
10-21	H	W	15-0	Samford		1-6-1
10-25	H	L	5-6	Florida		5-1
11-2	A	W	27-0	South Carolina		1-4-2
11-4	A	W	18-0	The Citadel		5-2-2
11-9	N1	L	0-22	Georgia		7-1-1
11-18	N2	L	6-30	Mercer		4-6-1
11-30	A	L	0-31	Georgia Tech		6-2-1

N1 - Augusta, Ga.; N2 - Columbus, Ga.

1912 (4-4)

Head Coach - Frank Dobson (3rd Season)						
Date	Site	W-L	Score	Opponent	AP Ranks	OFRD OFRK
10-5	A	W	59-0	Samford		1-6
10-12	H	W	26-0	Riverside		
10-19	A	L	6-27	Auburn		6-1-1
10-26	H	W	52-14	The Citadel		3-4
10-31	A	L	7-22	South Carolina		5-2-1
11-7	N1	L	6-27	Georgia		6-1-1
11-16	A	W	21-13	Mercer		5-3-1
11-28	A	L	0-23	Georgia Tech		5-3-1

N1 - Augusta, Ga.

1913 (4-4)

Head Coach - Bob Williams (3rd Season)						
Date	Site	W-L	Score	Opponent	AP Ranks	OFRD OFRK
10-4	H	W	6-3	Davidson		2-5
10-11	A	L	0-20	Alabama		6-3
10-18	H	L	0-20	Auburn		8-0
10-30	A	W	32-0	South Carolina		4-3
11-6	N1	L	15-18	Georgia		6-2
11-8	A	W	7-3	The Citadel		3-4-2
11-17	A	W	52-0	Mercer		2-5-1
11-27	A	L	0-34	Georgia Tech		7-2

N1 - Augusta, Ga.

1914 (5-3-1)

Head Coach - Bob Williams (4th Season)						
Date	Site	W-L	Score	Opponent	AP Ranks	OFRD OFRK
10-3	A	T	0-0	Davidson		5-1-1
10-10	A	L	0-27	Tennessee		9-0
10-17	A	L	0-28	Auburn		8-0-1
10-22	A	W	57-0	Furman		2-5
10-29	A	W	29-6	South Carolina		5-5-1
10-31	A	W	14-0	The Citadel		2-5
11-7	A	W	35-13	Georgia		3-5-1
11-14	N1	W	27-23	VMI		4-4
11-26	A	L	6-26	Georgia Tech		6-2

N1 - Richmond, Va.

1915 (2-4-2)

Head Coach - Bob Williams (5th Season)						
Date	Site	W-L	Score	Opponent	AP Ranks	OFRD OFRK
9-25	A	W	94-0	Furman		5-3
10-2	H	T	6-6	Davidson		5-3-1
10-9	A	W	3-0	Tennessee		4-4
10-16	N1	L	0-14	Auburn		6-2
10-28	A	T	0-0	South Carolina		5-3-1
11-6	N2	L	7-9	North Carolina		4-3-1
11-13	N3	L	3-6	VMI		6-2-1
11-25	A	L	0-13	Georgia		5-2-2

N1 - Anderson, S.C.; N2 - Greenville, S.C.; N3 - Richmond, Va.

1916 (3-6)

Head Coach - Wayne Hart (1st Season)						
Date	Site	W-L	Score	Opponent	AP Ranks	OFRD OFRK
9-30	H	W	7-6	Furman		4-5
10-7	N1	L	0-26	Georgia		6-3
10-14	H	L	0-14	Tennessee		8-0-1
10-20	A	L	0-28	Auburn		6-2
10-26	A	W	27-0	South Carolina		2-7
11-11	N2	L	7-37	VMI		4-5
11-16	N3	L	0-3	The Citadel		6-1-1
11-22	H	W	40-0	Presbyterian		4-3
11-30	N4	L	0-33	Davidson		5-3-1

N1 - Anderson, S.C.; N2 - Richmond, Va.; N3 - Orangeburg, S.C.; N4 - Charlotte, N.C.

1917 (6-2)

ALL-TIME RESULTS

11-23	H	W	67-7	Furman	3-5-1
11-29	H	W	7-0	Davidson	2-1-1
N1 - Columbia, S.C.					

1919 (6-2-2)

Head Coach - Edward Donahue (3rd Season)

Date	Site	W-L	Score	Opponent	AP Ranks	OFRD	OFRK
9-27	H	W	53-0	Erskine		2-5	
10-3	H	W	7-0	Davidson		4-4-2	
10-11	A	L	0-28	Georgia Tech		7-3	
10-17	A	L	0-7	Auburn		8-1	
10-25	H	W	14-0	Tennessee		3-3-3	
10-30	A	W	19-6	South Carolina		1-7-1	
11-7	H	W	19-7	Presbyterian		4-3-2	
11-13	N1	W	33-0	The Citadel		4-4-1	
11-21	A	T	7-7	Furman		6-2-1	
11-27	A	T	0-0	Georgia		4-2-3	
N1 - Orangeburg, S.C.							

1920 (4-6-1)

Head Coach - Edward Donahue (4th Season)

Date	Site	W-L	Score	Opponent	AP Ranks	OFRD	OFRK
9-24	H	W	26-0	Erskine		5-3	
10-1	H	T	7-7	Presbyterian		5-1-1	
10-2	H	W	26-6	Newberry		1-7	
10-9	H	W	13-7	Wofford		0-8-1	
10-15	H	L	0-21	Auburn		7-2	
10-23	A	L	0-26	Tennessee		7-2	
10-28	A	L	0-3	South Carolina		5-4	
11-6	A	L	0-7	Georgia Tech		8-1	
11-11	N1	W	26-0	The Citadel		2-6	
11-20	A	L	0-14	Furman		9-1	
11-25	A	L	0-55	Georgia		8-0-1	
N1 - Orangeburg, S.C.							

1921 (1-6-2, 0-3 SoCON, 14th)

Head Coach - E.J. Stewart (1st Season)

Date	Site	W-L	Score	Opponent	AP Ranks	OFRD	OFRK
10-1	A	L	0-14	Centre		10-0	
10-7	H	W	34-0	Presbyterian		1-7	
10-14	A	L	0-56	* Auburn		5-3	
10-21	A	T	0-0	Furman		7-2-1	
10-27	A	L	0-21	South Carolina		5-1-2	
11-5	A	L	7-48	* Georgia Tech		8-1	
11-10	N1	T	7-7	The Citadel		3-3-2	
11-18	H	L	0-13	Erskine		6-2	
11-24	A	L	0-28	* Georgia		7-2-1	
N1 - Orangeburg, S.C.							

1922 (5-4, 1-2 SoCON, T-11th)

Head Coach - E.J. Stewart (2nd Season)

Date	Site	W-L	Score	Opponent	AP Ranks	OFRD	OFRK
9-30	H	L	0-21	Centre		6-3	
10-7	H	W	57-0	Newberry		2-5	
10-13	H	W	13-0	Presbyterian		6-2-1	
10-26	A	W	3-0	* South Carolina		5-4	
11-4	A	L	7-21	* Georgia Tech		7-2	
11-11	A	W	18-0	The Citadel		3-5	
11-18	H	W	52-0	Erskine		0-8	
11-25	A	L	6-20	Furman		8-3	
12-2	N1	L	14-47	* Florida		7-2	
N1 - Jacksonville, Fla.							

1923 (5-2-1, 1-1-1 SoCON, 12th)

Head Coach - Bud Saunders (1st Season)

Date	Site	W-L	Score	Opponent	AP Ranks	OFRD	OFRK
9-29	H	T	0-0	* Auburn		3-3-3	
10-6	H	W	32-0	Newberry		2-8	
10-13	A	L	7-28	Centre		7-1-1	
10-25	A	W	7-6	* South Carolina		4-6	
11-3	A	L	6-25	* Virginia Tech		6-3	
11-9	H	W	12-0	Davidson		3-7	
11-17	H	W	20-0	Presbyterian		4-3-1	
11-29	A	W	7-6	Furman		9-2	

1924 (2-6, 0-3 SoCON, T-18th)

Head Coach - Bud Saunders (2nd Season)

Date	Site	W-L	Score	Opponent	AP Ranks	OFRD	OFRK
9-27	H	W	60-0	Elon		0-7	
10-4	A	L	0-13	* Auburn		4-4-1	
10-11	H	W	14-0	Presbyterian		1-6-1	
10-23	A	L	0-3	* South Carolina		7-3	
11-1	H	L	6-50	* Virginia Tech		4-2-3	
11-8	N1	L	0-7	Davidson		7-2-1	
11-15	N2	L	0-20	The Citadel		6-4	
11-27	H	L	0-3	Furman		5-5	
N1 - Charlotte, N.C.; N2 - Anderson, S.C.							

1925 (1-7, 0-4 SoCON, T-20th)

Head Coach - Bud Saunders (3rd Season)

Date	Site	W-L	Score	Opponent	AP Ranks	OFRD	OFRK
9-26	H	L	9-14	Presbyterian		3-6	
10-3	H	L	6-13	* Auburn		5-3-1	
10-10	A	L	6-19	* Kentucky		6-3	
10-22	A	L	0-33	* South Carolina		7-3	
10-29	A	L	0-13	Wofford		3-7	
11-7	H	L	0-42	* Florida		8-2	
11-14	A	W	6-0	The Citadel		6-4	
11-26	A	L	0-26	Furman		7-3	

1926 (2-7, 1-3 SoCON, T-18th)

Head Coach (Games 1-4) - Bud Saunders (4th Season)

Head Coach (Games 5-9) - Bob Williams (6th Season)

Date	Site	W-L	Score	Opponent	AP Ranks	OFRD	OFRK
9-18	H	W	7-0	Erskine		1-7	
9-25	H	L	0-14	Presbyterian		7-2	
10-2	A	L	0-47	* Auburn		5-4	
10-9	H	W	7-3	* NC State		4-6	
10-21	A	L	0-24	* South Carolina		6-4	
10-28	A	L	0-3	Wofford		2-8	
11-6	A	L	0-33	* Florida		2-6-2	
11-13	H	L	6-15	The Citadel		7-3	
11-25	A	L	0-30	Furman		8-1	

1927 (5-3-1, 2-2 SoCON, 8th)

Head Coach - Josh Cody (1st Season)

Date	Site	W-L	Score	Opponent	AP Ranks	OFRD	OFRK
9-24	H	T	0-0	Presbyterian		3-3-3	
10-1	H	W	3-0	* Auburn		0-7-2	
10-8	A	L	6-18	* NC State		9-1	
10-14	H	W	25-6	Erskine		2-4-1	
10-20	A	W	20-0	* South Carolina		4-5	
10-29	H	W	6-0	Wofford		2-4-3	
11-5	A	W	13-0	The Citadel		3-6-1	
11-12	A	L	0-32	* Georgia		9-1	
11-24	A	L	0-28	Furman		10-1	

1928 (8-3, 4-2 SoCON, T-7th)

Head Coach - Josh Cody (2nd Season)

Date	Site	W-L	Score	Opponent	AP Ranks	OFRD	OFRK
9-22	H	W	30-0	Newberry		3-5	
9-29	H	W	6-0	Davidson		2-8	
10-6	A	W	6-0	* Auburn		1-8	
10-12	N1	W	7-0	* NC State		4-3-1	
10-19	H	W	52-0	Erskine		3-7	
10-25	A	W	32-0	* South Carolina		6-2-2	
11-3	A	L	7-26	* Ole Miss		5-4	
11-10	N2	W	12-0	* VMI		5-3-2	
11-17	N3	L	6-27	* Florida		8-1	
11-29	A	W	27-12	Furman		5-4	
12-8	A	L	7-12	The Citadel		6-3-1	
N1 - Florence, S.C.; N2 - Lynchburg, Va.; N3 - Jacksonville, Fla.							

1929 (8-3, 3-3 SoCON, 12th)

Head Coach - Josh Cody (3rd Season)

Date	Site	W-L	Score	Opponent	AP Ranks	OFRD	OFRK
9-21	H	W	68-0	Newberry		0-5	
9-28	N1	W	32-14	Davidson		5-5	
10-5	H	W	26-7	* Auburn		2-7	
10-11	N2	W	26-0	* NC State		1-8	
10-18	A	W	30-0	Wofford		3-6	
10-24	A	W	21-14	* South Carolina		6-5	
11-2	A	L	6-44	* Kentucky		6-1	
11-9	N3	L	0-12	* VMI		8-2	
11-16	A	L	7-13	* Florida		8-2	
11-23	H	W	13-0	The Citadel		5-4-1	
11-28	H	W	7-6	Furman		5-4-1	
N1 - Charlotte, N.C.; N2 - Florence, S.C.; N3 - Norfolk, Va.							

1930 (8-2, 3-2 SoCON, 12th)

Head Coach - Josh Cody (4th Season)

Date	Site	W-L	Score	Opponent	AP Ranks	OFRD	OFRK
9-20	H	W	28-7	Presbyterian		9-1	
9-27	H	W	32-0	Wofford		2-9	
10-3	N1	W	13-7	The Citadel		4-5-2	
10-11	N2	W	27-0	* NC State		2-8	
10-17	H	W	75-0	Newberry		0-5-3	
10-23	A	W	20-7	* South Carolina		6-4	
11-1	A	L	0-27	* Tennessee		9-1	
11-8	N3	W	32-0	* VMI		3-6	
11-15	N4	L	0-27	* Florida		6-3-1	
11-27	A	W	12-7	Furman		6-3-1	
N1 - Florence, S.C.; N2 - Charlotte, N.C.; N3 - Norfolk, Va.; N4 - Jacksonville, Fla.							

1931 (1-6-2, 1-4 SoCON, 20th)

Head Coach - Jess Neely (1st Season)

Date	Site	W-L	Score	Opponent	AP Ranks	OFRD	OFRK
9-25	H	T	0-0	Presbyterian		2-5-2	
10-3	A	L	0-44	* Tennessee		9-0-1	
10-10	N1	W	6-0	* NC State		3-6	
10-16	N2	L	0-6	The Citadel		5-4-1	
10-22	A	L	0-21	* South Carolina		5-4-1	
10-31	H	L	0-12	Oglethorpe			
11-7	N3	L	6-7	* VMI		3-6-1	
11-14	N4	L	7-74	* Alabama		9-1	
11-26	A	T	0-0	Furman		5-2-2	
N1 - Charlotte, N.C.; N2 - Florence, S.C.; N3 - Norfolk, Va.; N4 - Montgomery, Ala.							

1932 (3-5-1, 0-4 SoCON, 20th)

Head Coach - Jess Neely (2nd Season)

Date	Site	W-L	Score	Opponent	AP Ranks	OFRD	OFRK
9-23	H	W	13-0	Presbyterian		5-2-1	
10-1	A	L	14-32	* Georgia Tech		4-5-1	
10-8	A	L	0-13	* NC State		6-1-2	
10-14	H	W	19-0	Erskine		1-8	
10-20	A	L	0-14	* South Carolina		5-4-2	
10-29	A	T	7-7	Davidson		4-4-1	
11-5	A	W	18-6	The Citadel		4-5	
11-11	H	L	18-32	* Georgia		2-5-2	
11-24	A	L	0-7	Furman		8-1	

1933 (3-6-2, 1-1 SoCON, 6th)

Head Coach - Jess Neely (3rd Season)

Date	Site	W-L	Score	Opponent	AP Ranks	OFRD	OFRK
9-23	H	T	6-6	Presbyterian		4-2-2	
9-30	A	L	2-39	Georgia Tech		5-5	
10-7	H	W	9-0	* NC State		1-5-3	
10-13	A	T	0-0	* %George Washington		5-3-1	
10-19	A	L	0-7	* South Carolina		6-3-1	
10-28	N1	L	0-13	Ole Miss		6-3-2	
11-4	N2	W	13-0	Wake Forest		0-5-1	
11-11	A	L	13-14	Wofford		3-6	
11-18	N3	L	0-13	Mercer		4-3-2	
11-25	H	W	7-0	The Citadel		3-5-1	
11-30	A	L	0-6	Furman		6-1-2	
* - first night game; N1 - Meridian, Miss.; N2 - Charlotte, N.C.; N3 - Savannah, Ga.							

1934 (5-4, 2-1 SoCON, 5th)

Head Coach - Jess Neely (4th Season)

Date	Site	W-L	Score	Opponent	AP Ranks	OFRD	OFRK
9-22	H	W	6-0	Presbyterian		3-4-2	
9-29	A	L	7-12	Georgia Tech		1-9	
10-6	A	L	6-20	* Duke		7-2	
10-13	A	L	0-7	Kentucky		5-5	
10-25	A	W	19-0	* South Carolina		5-4	
11-3	A	W	12-6	* NC State		2-6-1	
11-10	A	L	0-40	Alabama		10-0	
11-17	N1	W	32-0	Mercer		3-6-1	
11-29	H	W	7-0	Furman		5-4	
N1 - Savannah, Ga.							

ALL-TIME RESULTS

1937 (4-4-1, 2-0-1 SoCON, 3rd)

Head Coach - Jess Neely (7th Season)

Date	Site	W-L	Score	Opponent	AP Ranks	OFRD	OFRK
9-18	H	W	46-0	Presbyterian		0-10	
9-25	A	L	0-7	Tulane		5-4-1	
10-2	A	L	6-21	Army West Point		7-2	
10-9	A	L	0-14	Georgia		6-3-2	
10-21	A	W	34-6	* South Carolina		5-6-1	
10-30	H	W	32-0	* Wake Forest		3-6	
11-6	A	L	0-7	Georgia Tech		6-3-1	
11-13	A	W	10-9	Florida		4-7	
11-25	A	T	0-0	* Furman		4-3-2	

1938 (7-1-1 OVERALL, 3-0-1 SoCON, 2nd)

Head Coach - Jess Neely (8th Season)

Date	Site	W-L	Score	Opponent	AP Ranks	OFRD	OFRK
9-17	H	W	26-0	Presbyterian		6-4	
9-24	A	W	13-10	Tulane		7-2-1	19
10-1	A	L	7-20	Tennessee		11-0	#2
10-8	N1	T	7-7	* VMI		6-1-4	
10-20	A	W	34-12	* South Carolina		6-4-1	
10-28	A	W	7-0	* %Wake Forest		4-5-1	
11-5	N2	W	27-0	George Washington		5-4	
11-12	A	W	14-0	Kentucky		2-7	
11-24	H	W	10-7	* Furman		2-7-1	

N1 - Charlotte, N.C.; N2 - Greenville, N.C.

1939 (9-1 OVERALL, 4-0 SoCON, 2nd)

Ranked No. 12 by AP

Head Coach - Jess Neely (9th Season)

Date	Site	W-L	Score	Opponent	AP Ranks	OFRD	OFRK
9-23	H	W	18-0	Presbyterian		4-3-2	
9-30	A	L	6-7	Tulane		8-1-1	5
10-7	N1	W	25-6	* NC State		2-8	
10-19	A	W	27-0	* South Carolina		3-6-1	
10-28	A	W	15-7	Navy		3-5-1	
11-3	A	W	13-6	%George Washington		5-3	
11-11	H	W	20-7	* Wake Forest		7-3	
11-18	A	W	21-6	Rhodes	16/-	3-5-1	
11-25	A	W	14-3	* Furman	15/-	5-4	

1-1 N2 W 6-3 Boston College 12/11 9-2 #12/11
N1 - Charlotte, N.C.; N2 - Dallas, Texas (Cotton Bowl); Note: Duke was declared conference champion with a 5-0 record.

1940 (6-2-1 OVERALL, 4-0 SoCON, 1st)

Head Coach - Frank Howard (1st Season)

Date	Site	W-L	Score	Opponent	AP Ranks	OFRD	OFRK
9-21	A	W	38-0	Presbyterian		6-4	
9-28	H	W	26-0	Wofford		3-4-2	
10-5	N1	W	26-7	* NC State		3-6	
10-12	H	W	39-0	* Wake Forest		7-3	
10-24	A	W	21-13	* South Carolina	13/-	3-6	
11-2	A	L	0-13	Tulane	10/-	5-5	
11-9	A	L	7-21	Auburn		6-4-1	
11-16	A	T	12-12	Rhodes			
11-23	A	W	13-7	* Furman		5-4	

N1 - Charlotte, N.C.

1941 (7-2 OVERALL, 5-1 SoCON, 3rd)

Head Coach - Frank Howard (2nd Season)

Date	Site	W-L	Score	Opponent	AP Ranks	OFRD	OFRK
9-20	H	W	41-12	Presbyterian		6-3	
9-27	N1	W	36-7	* VMI		4-6	
10-4	N2	W	27-6	* NC State		4-5-2	
10-11	A3	W	26-13	Boston College		7-3	
10-23	A	L	14-18	* South Carolina	14/-	4-4-1	
10-31	A	W	19-0	* %George Washington		1-7-1	
11-15	H	W	29-0	* Wake Forest		5-5-1	
11-22	A	W	34-6	* Furman	18/-	3-4-2	
11-29	A	L	7-28	Auburn	16/-	4-5-1	

N1 - Lynchburg, Va.; N2 - Charlotte, N.C.; A3 - Boston, Mass. (Fenway Park)

1942 (3-6-1 OVERALL, 2-3-1 SoCON, 9th)

Head Coach - Frank Howard (3rd Season)

Date	Site	W-L	Score	Opponent	AP Ranks	OFRD	OFRK
9-19	H	W	32-13	# Presbyterian		6-4	
9-26	N1	T	0-0	* VMI		3-5-1	
10-3	N2	L	6-7	* NC State		4-4-2	
10-10	A3	L	7-14	Boston College		8-2	
10-22	A	W	18-6	* South Carolina		1-7-1	
10-31	A	L	6-19	* Wake Forest		6-2-1	
11-7	H	L	0-7	* George Washington		3-6	
11-14	A	L	6-24	Jacksonville N.A.S.		9-3	
11-21	H	W	12-7	* Furman		3-6	
11-28	A	L	13-41	Auburn	-16	6-4-1	

- first game at Memorial Stadium; N1 - Lynchburg, Va.; N2 - Charlotte, N.C.; A3 - Boston, Mass. (Fenway Park)

1943 (2-6 OVERALL, 2-3 SoCON, T-7th)

Head Coach - Frank Howard (4th Season)

Date	Site	W-L	Score	Opponent	AP Ranks	OFRD	OFRK
9-25	H	L	12-13	Presbyterian		6-6	
10-2	N1	W	19-7	* %NC State		3-6	
10-9	N2	L	7-12	* VMI		2-6	
10-21	A	L	6-33	* South Carolina		5-2	
10-30	H	L	12-41	* Wake Forest		4-5	
11-6	A	W	26-6	* Davidson		0-5	
11-13	N3	L	6-32	Georgia Pre-Flight		5-1	
11-20	A	L	6-41	Georgia Tech	-15	8-3	#13
N1 - Charlotte, N.C.; N2 - Roanoke, Va.; N3 - Greenville, S.C.							

1944 (4-5 OVERALL, 3-1 SoCON, T-3rd)

Head Coach - Frank Howard (5th Season)

Date	Site	W-L	Score	Opponent	AP Ranks	OFRD	OFRK
9-23	H	W	34-0	Presbyterian		3-6	
9-30	A	L	0-51	Georgia Tech		8-3	#13
10-7	N1	W	13-7	* NC State		7-2	
10-19	A	W	20-13	* South Carolina		3-4-2	
10-28	A	L	7-26	Tennessee	-120	7-1-1	#12
11-4	A	L	7-13	* Wake Forest	-17	8-1	
11-11	H	W	57-12	* VMI		1-8	
11-18	A	L	20-36	Tulane		4-3	
11-24	A	L	7-21	Georgia		7-3	

N1 - Charlotte, N.C.

1945 (6-3-1 OVERALL, 2-1-1 SoCON, 4th)

Head Coach - Frank Howard (6th Season)

Date	Site	W-L	Score	Opponent	AP Ranks	OFRD	OFRK
9-22	H	W	76-0	Presbyterian		1-6	
9-29	A	L	0-20	Georgia		9-2	#18
10-6	A	W	13-0	* %NC State		3-6	
10-13	H	W	7-6	Pensacola N.A.S.			
10-25	A	T	0-0	* South Carolina		2-4-3	
11-2	A	L	6-7	%Miami (Fla.)		9-1-1	#
11-10	H	W	35-0	* Virginia Tech		2-6	
11-17	A	W	47-20	Tulane		2-6-1	
11-24	A	W	21-7	Georgia Tech		4-6	
12-1	H	L	6-13	* Wake Forest	16/-	5-3-1	

1946 (4-5 OVERALL, 2-3 SoCON, 11th)

Head Coach - Frank Howard (7th Season)

Date	Site	W-L	Score	Opponent	AP Ranks	OFRD	OFRK
9-21	H	W	39-0	Presbyterian		7-2	
9-27	A	L	12-35	%Georgia		11-0	#3
10-5	H	L	7-14	* NC State		8-3	#18
10-12	A	L	7-19	* Wake Forest		6-3	
10-24	A	L	14-26	* South Carolina		5-3	
11-2	A	W	14-7	* Virginia Tech		3-4-3	#
11-9	A	L	13-54	Tulane		3-7	
11-16	H	W	20-6	* Furman		2-8	
11-23	N1	W	21-13	Auburn		4-6	

N1 - Montgomery, Ala.

1947 (4-5 OVERALL, 1-3 SoCON, 12th)

Head Coach - Frank Howard (8th Season)

Date	Site	W-L	Score	Opponent	AP Ranks	OFRD	OFRK
9-20	H	W	42-0	Presbyterian		4-5-1	
9-26	A1	L	22-32	%Boston College		5-4	
10-4	H	L	14-16	* Wake Forest		6-4	
10-11	A	L	0-18	* %NC State		5-3-1	17
10-23	A	L	19-21	* South Carolina		6-2-1	
10-31	A	L	6-21	%Georgia		7-4-1	#
11-8	A	W	35-7	* Furman		2-7	
11-15	A	W	34-13	%Dukesne		2-8	
11-22	H	W	34-18	Auburn		2-7	

A1 - Boston, Mass. (Braves Field)

1948 (11-0 OVERALL, 5-0 SoCON, 1st)

Ranked No. 11 by AP

Head Coach - Frank Howard (9th Season)

Date	Site	W-L	Score	Opponent	AP Ranks	OFRD	OFRK
9-25	H	W	53-0	^ %Presbyterian		5-4	
10-2	H	W	6-0	* %NC State		3-6-1	
10-9	A	W	21-7	Mississippi State		4-4-1	
10-21	A	W	13-7	* South Carolina	14/-	3-5	
10-29	A1	W	26-19	%Boston College	13/-	5-2-2	
11-6	H	W	41-0	* Furman	12/-	2-6-1	
11-13	A	W	21-14	* Wake Forest	10/19	6-4	#20/-
11-20	H	W	42-0	Dukesne	9/-	2-7	
11-27	N2	W	7-6	Auburn	11/-	1-8-1	
12-4	A	W	20-0	* The Citadel	10/-	2-7	
1-1	N3	W	24-23	Missouri	11/-	8-3	#

^ - first home night game; A1 - Boston, Mass. (Braves Field); N2 - Mobile, Ala.; N3 - Jacksonville, Fla. (Gator Bowl)

1949 (4-4-2 OVERALL, 2-2 SoCON, 8th)

Head Coach - Frank Howard (10th Season)

Date	Site	W-L	Score	Opponent	AP Ranks	OFRD	OFRK
9-17	H	W	69-7	%Presbyterian		5-4	
9-24	A	L	7-33	%Rice		10-1	#5/-
10-1	A	W	7-6	* %NC State		3-7	
10-8	H	T	7-7	%Mississippi State		0-8-1	
10-20	A	L	13-27	* South Carolina		4-6	
10-29	H	L	21-35	* %Wake Forest		4-6	
11-5	H	L	27-40	Boston College		4-4-1	
11-12	H	W	33-20	%Dukesne		3-6	
11-19	A	W	28-21	* Furman		2-6-1	
11-26	N1	T	20-20	Auburn		2-4-3	

N1 - Mobile, Ala.

1950 (9-0-1 OVERALL, 3-0-1 SoCON, 2nd)

Ranked No. 10th by AP, No. 12 by UPI

Head Coach - Frank Howard (11th Season)

Date	Site	W-L	Score	Opponent	AP Ranks	OFRD	OFRK
9-23	H	W	54-0	%Presbyterian		5-5	
9-30	A	W	34-0	Missouri	-17	4-5-1	
10-7	H	W	27-0	* %NC State	18/-	5-4-1	
10-19	A	T	14-14	* South Carolina	12/-	3-4-2	
10-28	A	W	13-12	* Wake Forest	16/17	6-1-2	
11-4	H	W	53-20	Dukesne	14/-	2-6-1	
11-11	A1	W	35-14	Boston College	13/-	0-9-1	
11-18	H	W	57-2	* Furman	11/-	2-8-1	
11-25	A	W	41-0	Auburn	11/-	0-10	
1-1	A2	W	15-14	Miami (Fla.)	10/15	9-1-1	#15/13

A1 - Boston, Mass. (Braves Field); A2 - Miami, Fla. (Orange Bowl)

1951 (7-3 OVERALL, 3-1 SoCON, 5th)

Ranked No. 19 by AP

Head Coach - Frank Howard (12th Season)

Date	Site	W-L	Score	Opponent	AP Ranks	OFRD	OFRK
9-22	H	W	53-6	%Presbyterian		5-4	
9-29	A	W	20-14	%Rice		5-5	
10-6	A	W	6-0	* %NC State	18/-	3-7	
10-13	A	L	7-21	%Pacific	16/20	6-5	
10-25	A	L	0-20	* South Carolina		5-4	
11-3	H	W	21-6	* Wake Forest		6-4	
11-10	H	W	21-2	Boston College		3-6	
11-17	A	W	34-14	* Furman		3-6-1	
11-24	H	W	34-0	Auburn		5-5	
1-1	N1	L	0-14	Miami (Fla.)	19/-	8-3	#

N1 - Jacksonville, Fla. (Gator Bowl)

1952 (2-6-1)

Head Coach - Frank Howard (13th Season)

Date	Site	W-L	Score	Opponent	AP Ranks	OFRD	OFRK
9-20	H	W	53-13	%Presbyterian		3-6	
9-27	H	L	7-14	Villanova		7-1-1	
10-4	A	L	0-28	Maryland	-/3	7-2	13/13
10-11	A	L	13-54	Florida		8-3	#15/
10-23	A	L	0-6	South Carolina		5-5	
10-31	A1	W	13-0	%Boston College		4-4-1	
11-8	A	T	12-12	Fordham		2-5-1	
11-15	A	L	14-27	Kentucky		5-3-2	20/20
11-22	A	L	0-3	Auburn		2-8	
A1 - Boston, Mass. (Braves Field)							

ALL-TIME RESULTS

1955 (7-3 OVERALL, 3-1 ACC, 3rd)

Head Coach - Frank Howard (16th Season)

Date	Site	W-L	Score	Opponent	AP Ranks	OFRD	OFRK
9-17	H	W	33-0	%Presbyterian		3-5-1	
9-24	A	W	20-7	* Virginia		1-9	
10-1	H	W	26-7	Georgia		4-6	
10-8	A	L	7-21	%Rice	16/-	2-7-1	
10-20	A	W	28-14	* South Carolina		3-6	
10-29	H	W	19-13	* Wake Forest		5-4-1	
11-5	N1	W	21-16	Virginia Tech		6-3-1	
11-12	H	L	12-25	* Maryland	-/2	10-1	#3/3
11-19	N2	L	0-21	Auburn	-/12	8-2-1	#8/8
11-26	A	W	40-20	Furman		1-9	

N1 - Roanoke, Va.; N2 - Mobile, Ala.

1956 (7-2-2 OVERALL, 4-0-1 ACC, 1st)

Ranked No. 19 by AP

Head Coach - Frank Howard (17th Season)

Date	Site	W-L	Score	Opponent	AP Ranks	OFRD	OFRK
9-22	H	W	27-7	%Presbyterian		4-6	
9-29	A	T	20-20	Florida	-/19	6-3-1	
10-6	A	W	13-7	* %NC State		3-7	
10-13	A	W	17-0	* Wake Forest		2-5-3	
10-25	A	W	7-0	* South Carolina	20/-	7-3	
11-3	H	W	21-6	Virginia Tech	13/16	7-2-1	
11-10	A	T	6-6	* Maryland	11/-	2-7-1	
11-16	A	L	0-21	%Miami (Fla.)	13/8	8-1-1	6/6
11-24	H	W	7-0	* Virginia		4-6	
12-1	H	W	28-7	Furman		2-8	
1-1	N1	L	21-27	Colorado	19/20	8-2-1	#20/18

N1 - Miami, Fla. (Orange Bowl)

1957 (7-3 OVERALL, 4-3 ACC, T-3rd)

Ranked No. 18 by UPI

Head Coach - Frank Howard (18th Season)

Date	Site	W-L	Score	Opponent	AP Ranks	OFRD	OFRK
9-21	H	W	66-0	Presbyterian		0-8-1	
9-28	A	L	0-26	* North Carolina		6-4	
10-5	H	L	7-13	* NC State	-/13	7-1-2	15/-
10-12	A	W	20-6	* Virginia		3-6-1	
10-24	A	W	13-0	* South Carolina		5-5	
11-2	A	W	20-7	%Rice		7-4	#8/7
11-9	H	W	26-7	* Maryland		5-5	
11-16	A	L	6-7	* Duke	14/11	6-3-2	#16/14
11-23	H	W	13-6	* Wake Forest		0-10	
11-30	A	W	45-6	Furman		3-7	

1958 (8-3 OVERALL, 5-1 ACC, 1st)

Ranked No. 12 by AP, No. 13 by UPI

Head Coach - Frank Howard (19th Season)

Date	Site	W-L	Score	Opponent	AP Ranks	OFRD	OFRK
9-20	H	W	20-15	* Virginia	18/-	1-9	
9-27	H	W	26-21	* North Carolina		6-4	
10-4	A	W	8-0	* Maryland	10/-	4-6	
10-11	A	W	12-7	%Vanderbilt	8/-	5-2-3	
10-23	A	L	6-26	* South Carolina	10/-	7-3	15/-
11-1	H	W	14-12	* Wake Forest	19/-	3-7	
11-8	A	L	0-13	Georgia Tech	17/19 ^u	5-4-1	
11-15	A	W	13-6	* NC State		2-7-1	
11-22	H	W	34-12	Boston College	16/-	7-3	
11-29	H	W	36-19	Furman	12/-	2-7	
1-1	N1	L	0-7	LSU	12/1	11-0	#1/1

N1 - New Orleans, La. (Sugar Bowl)

1959 (9-2 OVERALL, 6-1 ACC, 1st)

Ranked No. 11 by AP

Head Coach - Frank Howard (20th Season)

Date	Site	W-L	Score	Opponent	AP Ranks	OFRD	OFRK
9-19	A	W	20-18	* North Carolina	18/12	5-5	
9-26	A	W	47-0	* Virginia	5/-	0-10	
10-3	A	L	6-16	Georgia Tech	6/7	6-5	#
10-10	H	W	23-0	* NC State		1-9	
10-22	A	W	27-0	* South Carolina	17/-	6-4	
10-31	A	W	19-0	%Rice	12/-	1-7-2	
11-7	H	W	6-0	* Duke	10/-	4-6	
11-14	H	L	25-28	* Maryland	11/-	5-5	
11-21	H	W	33-31	* Wake Forest	19/-	6-4	
11-28	A	W	56-3	Furman	14/-	3-7	
12-19	N1	W	23-7	TCU	11/7	8-3	#7/8

N1 - Houston, Texas (Bluebonnet Bowl)

1960 (6-4 OVERALL, 4-2 ACC, 4th)

Head Coach - Frank Howard (21st Season)

Date	Site	W-L	Score	Opponent	AP Ranks	OFRD	OFRK
9-24	A	W	28-7	* Wake Forest	9/-	2-8	
10-1	H	W	13-7	Virginia Tech	7/-	6-4	
10-8	H	W	21-7	* Virginia	8/-	0-10	
10-15	A	L	17-19	* Maryland	8/-	6-4	
10-22	A	L	6-21	* Duke	-/18 ^u	8-3	#10/11

10-29	A	L	20-22	Vanderbilt		3-7	
11-5	H	W	24-0	* North Carolina		3-7	
11-12	H	W	12-2	* South Carolina^		3-6-1	
11-19	A	L	14-25	Boston College		3-6-1	
11-26	H	W	42-14	Furman		5-4	

^ - first South Carolina game at Clemson

1961 (5-5 OVERALL, 3-3 ACC, T-3rd)

Head Coach - Frank Howard (22nd Season)

Date	Site	W-L	Score	Opponent	AP Ranks	OFRD	OFRK
9-23	A	L	17-21	Florida		4-5-1	
9-30	H	L	21-24	* Maryland		7-3	
10-7	A	W	27-0	* North Carolina		5-5	
10-14	H	L	13-17	* Wake Forest		4-6	
10-21	A	W	17-7	* Duke		7-3	#20/14
10-28	A	L	14-24	Auburn		6-4	
11-4	H	W	21-6	Tulane		2-8	
11-11	A	L	14-21	* South Carolina		4-6	
11-18	H	W	35-6	Furman		7-3	
11-25	H	W	20-0	* NC State		4-6	

1962 (6-4 OVERALL, 5-1 ACC, 2nd)

Head Coach - Frank Howard (23rd Season)

Date	Site	W-L	Score	Opponent	AP Ranks	OFRD	OFRK
9-22	A	L	9-26	Georgia Tech		7-3-1	#
9-29	A	W	7-0	* NC State		3-6-1	
10-6	A	W	24-7	* Wake Forest		0-10	
10-13	H	L	16-24	Georgia		3-4-3	
10-20	H	L	0-16	* Duke		8-2	-/14
10-27	H	L	14-17	Auburn	-/10 ^u	6-3-1	
11-3	H	W	17-6	* North Carolina		3-7	
11-10	A	W	44-3	Furman		4-6	
11-17	A	W	17-14	* Maryland		6-4	
11-24	H	W	20-17	* South Carolina		4-5-1	

1963 (5-4-1 OVERALL, 5-2 ACC, T-3rd)

Head Coach - Frank Howard (24th Season)

Date	Site	W-L	Score	Opponent	AP Ranks	OFRD	OFRK
9-21	A	L	14-31	Oklahoma	-/4	8-2	10/8
9-28	A	L	0-27	Georgia Tech	-/9	7-3	
10-5	H	L	3-7	* NC State		8-3	#
10-12	H	T	7-7	\$Georgia		4-5-1	
10-19	A	L	30-35	* Duke		5-4	
10-26	A	W	35-0	* Virginia		2-7	
11-2	H	W	36-0	* Wake Forest		1-9	
11-9	A	W	11-7	* North Carolina		9-2	##/19
11-16	H	W	21-6	* Maryland		3-7	
11-28	A	W	24-20	* South Carolina^		1-8	

^ - only South Carolina game played on Thanksgiving Day (moved from Nov. 23 due to the death of President John F. Kennedy)

1964 (3-7 OVERALL, 2-4 ACC, 7th)

Head Coach - Frank Howard (25th Season)

Date	Site	W-L	Score	Opponent	AP Ranks	OFRD	OFRK
9-19	H	W	28-0	Furman		3-7	
9-26	A	L	0-9	* NC State		5-5	
10-3	A	L	7-14	Georgia Tech		7-3	
10-10	A	L	7-19	Georgia		7-3-1	#
10-17	A	W	21-2	* Wake Forest		5-5	
10-24	A	L	10-14	TCU		4-6	
10-31	H	W	29-7	* Virginia		5-5	
11-7	H	L	0-29	* North Carolina		5-5	
11-14	A	L	0-34	* Maryland		5-5	
11-21	H	L	3-7	* South Carolina		3-5	

1965 (5-5 OVERALL, 4-3 ACC, T-1st)

Head Coach - Frank Howard (26th Season)

Date	Site	W-L	Score	Opponent	AP Ranks	OFRD	OFRK
9-18	H	W	21-7	* NC State		6-4	
9-25	A	W	20-14	* Virginia		4-6	
10-2	A	L	6-38	Georgia Tech		7-3-1	
10-9	A	L	9-23	Georgia	-/4	6-4	
10-16	A	W	3-2	* Duke		6-4	
10-23	H	W	3-0	TCU		6-5	#
10-30	H	W	26-13	* Wake Forest		3-7	
11-6	A	L	13-17	* North Carolina		4-6	
11-13	H	L	0-6	* Maryland		4-6	
11-20	A	L	16-17	* South Carolina		5-5	

1966 (6-4 OVERALL, 6-1 ACC, 1st)

Head Coach - Frank Howard (27th Season)

Date	Site	W-L	Score	Opponent	AP Ranks	OFRD	OFRK
9-24	H	W	40-35	* Virginia		4-6	
10-1	A	L	12-13	Georgia Tech	-/9	9-2	#8/8
10-8	A	L	0-26	Alabama	-/4	11-0	#3/3
10-15	H	W	9-6	* Duke		5-5	
10-22	A	L	0-30	Southern California	-/5	7-4	##/18
10-29	A	W	23-21	* Wake Forest		3-7	
11-5	H	W	27-3	* North Carolina		2-8	

11-12	A	W	14-10	* Maryland		4-6	
11-19	A	L	14-23	* NC State		5-5	
11-26	H	W	35-10	* South Carolina		1-9	

1967 (6-4 OVERALL, 6-0 ACC, 1st)

Head Coach - Frank Howard (28th Season)

Date	Site	W-L	Score	Opponent	AP Ranks	OFRD	OFRK
9-23	H	W	23-6	* Wake Forest		4-6	
9-30	H	L	17-24	Georgia	-/5	7-4	##/18
10-7	A	L	0-10	Georgia Tech		4-6	#
10-14	A	L	21-43	Auburn		6-4	
10-21	A	W	13-7	* Duke		4-6	
10-28	H	L	10-13	Alabama		8-2-1	#8/7
11-4	A	W	17-0	* North Carolina		2-8	
11-11	H	W	28-7	* Maryland		0-9	
11-18	H	W	14-6	* NC State	-/10	9-2	##/17
11-25	A	W	23-12	* South Carolina		5-5	

1968 (4-5-1 OVERALL, 4-1-1 ACC, 2nd)

Head Coach - Frank Howard (29th Season)

Date	Site	W-L	Score	Opponent	AP Ranks	OFRD	OFRK
9-21	A	T	20-20	* Wake Forest		2-7-1	
9-28	A	L	13-31	Georgia		8-1-2	#8/4
10-5	A	L	21-24	Georgia Tech		4-6	
10-12	H	L	10-21	Auburn		7-4	#16/-
10-19	H	W	39-22	* Duke		4-6	
10-26	A	L	14-21	Alabama		8-3	#17/12
11-2	A	W	24-19	* NC State		6-4	
11-9	A	W	16-0	* Maryland		2-8	
11-16	H	W	24-14	* \$North Carolina		3-7	
11-23	H	L	3-7	* South Carolina		4-6	

1969 (4-6 OVERALL, 3-3 ACC, T-3rd)

Head Coach - Frank Howard (30th Season)

Date	Site	W-L	Score	Opponent	AP Ranks	OFRD	OFRK
9-20	A	W	21-14	* Virginia		3-7	
9-27	H	L	0-30	Georgia	-/7	5-5-1	#
10-4	A	W	21-10	Georgia Tech		4-6	
10-11	A	L	0-51	Auburn	-/20	8-3	#20/15
10-18	H	W	28-14	* Wake Forest		3-7	
10-25	H	L	13-38	Alabama		6-5	#
11-1	H	W	40-0	* \$Maryland		3-7	
11-8	A	L	27-34	* Duke		3-6	
11-15	A	L	15-32	* North Carolina		5-5	
11-22	A	L	13-27	* South Carolina		7-4	#

ALL-TIME RESULTS

11-18	A	L	17-42	* NC State	8-3	#17/-
11-25	H	W	7-6	\$South Carolina	4-7	

1973 (5-6 OVERALL, 4-2 ACC, 3rd)

Head Coach - Red Parker (1st Season)

Date	Site	W-L	Score	Opponent	AP Ranks	OFRD	OFRK
9-8	H	W	14-12	The Citadel		3-8	
9-22	A	L	14-31	Georgia		7-4-1	#
9-29	A	L	21-29	Georgia Tech		5-6	
10-6	H	L	15-30	Texas A&M		5-6	
10-13	H	W	32-27	* Virginia		4-7	
10-20	A	W	24-8	* Duke		2-8	
10-27	H	L	6-29	* NC State		9-3	#16/-
11-3	H	W	35-8	* Wake Forest		1-9	
11-10	A	W	37-29	* North Carolina		4-7	
11-17	H	L	13-28	* Maryland		8-4	#20/18
11-24	A	L	20-32	South Carolina		7-4	

1974 (7-4 OVERALL, 4-2 ACC, T-2nd)

Head Coach - Red Parker (2nd Season)

Date	Site	W-L	Score	Opponent	AP Ranks	OFRD	OFRK
9-14	A	L	0-24	Texas A&M	-/20	8-3	16/15
9-21	A	L	10-31	* %NC State	-/15	9-2-1	#11/9
9-28	H	W	21-17	Georgia Tech		6-5	
10-5	H	W	28-24	Georgia		6-6	#
10-12	A	L	0-41	* Maryland		8-4	#13/13
10-19	H	W	17-13	* Duke		6-5	
10-26	A	L	28-29	Tennessee		7-3-2	#20/15
11-2	A	W	21-9	* Wake Forest		1-10	
11-9	H	W	54-32	* North Carolina		7-5	#
11-16	H	W	28-9	* Virginia		4-7	
11-23	H	W	39-21	South Carolina		4-7	

1975 (2-9 OVERALL, 2-3 ACC, 5th)

Head Coach - Red Parker (3rd Season)

Date	Site	W-L	Score	Opponent	AP Ranks	OFRD	OFRK
9-13	H	L	13-17	Tulane			
9-20	A	L	0-56	*Alabama	-/14	11-1	#3/3
9-27	A	L	28-33	Georgia Tech		7-4	
10-4	A	L	7-35	Georgia		9-3	#19/19
10-11	H	W	16-14	* Wake Forest		3-8	
10-18	A	L	21-25	* Duke		4-5-2	
10-25	H	L	7-45	* NC State		7-4-1	
11-1	H	L	7-43	Florida State		3-8	
11-8	A	W	38-35	* North Carolina		3-7-1	
11-15	H	L	20-22	* Maryland		9-2-1	#13/11
11-22	A	L	20-56	South Carolina		7-5	#

1976 (3-6-2 OVERALL, 0-4-1 ACC, 7th)

Head Coach - Red Parker (4th Season)

Date	Site	W-L	Score	Opponent	AP Ranks	OFRD	OFRK
9-11	H	W	10-7	The Citadel		6-5	
9-18	H	L	0-41	Georgia	-/9	10-2	#10/10
9-25	A	T	24-24	%Georgia Tech		4-6-1	
10-2	A	L	19-21	Tennessee		6-5	
10-9	A	L	14-20	* Wake Forest		5-6	
10-16	H	T	18-18	* Duke		5-5	
10-23	A	L	21-38	* NC State		3-7	
10-30	A	W	15-12	%Florida State		5-6	
11-6	H	L	23-27	* North Carolina		9-3	#
11-13	A	L	0-20	* Maryland	-/6	11-1	#8/11
11-20	H	W	28-9	\$South Carolina		6-5	

1977 (8-3-1 OVERALL, 4-1-1 ACC, 2nd)

Ranked No. 19 by AP

Head Coach - Charley Pell (1st Season)

Date	Site	W-L	Score	Opponent	AP Ranks	OFRD	OFRK
9-10	H	L	14-21	* Maryland	-/10	8-4	#
9-17	A	W	7-6	Georgia	-/17	5-6	
9-24	A	W	31-14	Georgia Tech		6-5	
10-1	A	W	31-13	\$Virginia Tech		3-7-1	
10-8	H	W	31-0	* \$Virginia		1-9-1	
10-15	A	W	17-11	* Duke		5-6	
10-22	H	W	7-3	* NC State	20/-	8-4	#-/19
10-29	H	W	26-0	* Wake Forest	16/-	1-10	
11-5	A	T	13-13	* North Carolina	13/-	8-3-1	#17/14
11-12	H	L	17-21	Notre Dame	15/5	11-1	#1/1
11-19	A	W	31-27	South Carolina	15/-	5-7	
12-30	N1	L	3-34	%Pittsburgh	11/10	9-2-1	#8/7

N1 - Jacksonville, Fla. (Gator Bowl)

1978 (11-1 OVERALL, 6-0 ACC, 1st)

Ranked No. 6 by AP, No. 6 by UPI

Head Coach (Games 1-11) - Charley Pell (2nd Season)

Head Coach (Game 12) - Danny Ford (1st Season)

Date	Site	W-L	Score	Opponent	AP Ranks	OFRD	OFRK
9-16	H	W	58-3	The Citadel		5-6	
9-23	A	L	0-12	Georgia	8/-	9-2-1	#16/15
9-30	H	W	31-0	Villanova		5-6	

10-7	H	W	38-7	Virginia Tech	4-7	
10-14	A	W	30-14	* Virginia		2-9
10-21	H	W	28-8	* Duke		4-7
10-28	A	W	33-10	* NC State	20/-	9-3
11-4	A	W	51-6	* Wake Forest	16/-	1-10
11-11	H	W	13-9	* North Carolina	15/-	5-6
11-18	A	W	28-24	* Maryland	12/11	9-3
11-25	H	W	41-23	South Carolina	10/-	5-5-1
12-29	N1	W	17-15	%Ohio State	7/20	7-4-1

N1 - Jacksonville, Fla. (Gator Bowl)

1979 (8-4 OVERALL, 4-2 ACC, T-2nd)

Head Coach - Danny Ford (2nd Season, 1st Full Season)

Date	Site	W-L	Score	Opponent	AP Ranks	OFRD	OFRK
9-8	H	W	21-0	Furman		5-6	
9-15	H	L	0-19	* Maryland		7-4	
9-22	H	W	12-7	Georgia		6-5	
10-6	H	W	17-7	* Virginia		2-8	
10-13	A	W	21-0	Virginia Tech		5-6	
10-20	A	W	28-10	* Duke		2-8	
10-27	H	L	13-16	* NC State		7-4	
11-3	H	W	31-0	* Wake Forest	-/14	8-4	#
11-10	A	W	19-10	* North Carolina	18/-	8-3	#15/14
11-17	A	W	16-10	Notre Dame	14/-	7-4	
11-24	A	L	9-13	South Carolina	13/19	8-4	#
12-31	N1	L	18-24	Baylor	18/19	8-4	#14/15
N1 - Atlanta, Ga. (Peach Bowl)							

N1 - Atlanta, Ga. (Peach Bowl)

1980 (6-5 OVERALL, 2-4 ACC, T-4th)

Head Coach - Danny Ford (3rd Season, 2nd Full Season)

Date	Site	W-L	Score	Opponent	AP Ranks	OFRD	OFRK
9-13	H	W	19-3	Rice		5-6	
9-20	A	L	16-20	Georgia	-/10	12-0	#1/1
9-27	H	W	17-10	Western Carolina		3-7-1	
10-4	H	W	13-10	Virginia Tech		8-4	#
10-11	A	W	27-24	* Virginia		4-7	
10-18	H	L	17-34	* Duke		2-9	
10-25	A	L	20-24	* \$NC State		6-5	
11-1	A	W	35-33	* Wake Forest		5-6	
11-8	H	L	19-24	* North Carolina	-/14	11-1	#10/9
11-15	A	L	7-34	* Maryland		8-4	#
11-22	H	W	27-6	South Carolina	-/14	8-4	#

1981 (12-0 OVERALL, 6-0 ACC, 1st)

National Champion

Ranked No. 1 by AP, No. 1 by UPI

Head Coach - Danny Ford (4th Season, 3rd Full Season)

Date	Site	W-L	Score	Opponent	AP Ranks	OFRD	OFRK
9-5	H	W	45-10	Wofford		6-5	
9-12	A	W	13-5	%Tulane		6-5	
9-19	H	W	13-3	Georgia	-/4	10-2	#6/5
10-3	A	W	21-3	Kentucky	14/-	3-8	
10-10	H	W	27-0	* Virginia	9/-	1-10	
10-17	A	W	38-10	* Duke	6/-	6-5	
10-24	H	W	17-7	* NC State	4/-	4-7	
10-31	H	W	82-24	* Wake Forest	3/-	4-7	
11-7	A	W	10-8	* North Carolina	2/8	10-2	#9/8
11-14	H	W	21-7	* Maryland	2/-	4-7	
11-21	A	W	29-13	South Carolina	2/-	6-6	
1-1	N1	W	22-15	%Nebraska	1/4	9-3	#11/9

N1 - Miami, Fla. (Orange Bowl)

1982 (9-1-1 OVERALL, 6-0 ACC, 1st)

Ranked No. 8 by AP

Head Coach - Danny Ford (5th Season, 4th Full Season)

Date	Site	W-L	Score	Opponent	AP Ranks	OFRD	OFRK
9-6	A	L	7-13	%Georgia	11/7	11-1	#4/4
9-18	H	T	17-17	Boston College	16/-	8-3-1	#
9-25	H	W	21-10	Western Carolina		6-5	
10-2	H	W	24-6	Kentucky		0-10-1	
10-9	A	W	48-0	* \$Virginia		2-9	
10-16	H	W	49-14	* Duke	20/-	6-5	
10-23	A	W	38-29	* NC State	18/-	6-5	
11-6	H	W	16-13	* North Carolina	13/18	8-4	#18/13
11-13	A	W	24-22	* Maryland	11/18	8-4	#20/20
11-20	H	W	24-6	South Carolina	10/-	4-7	
11-28	N1	W	21-17	* Wake Forest	10/-	3-8	

N1 - Tokyo, Japan

1983 (9-1-1 OVERALL, 7-0 ACC)

Ranked No. 10 by USA Today, No. 11 by AP

Head Coach - Danny Ford (6th Season, 5th Full Season)

Date	Site	W-L	Score	Opponent	AP Ranks	OFRD	OFRK
9-3	H	W	44-10	%Western Carolina		11-3	
9-10	A	L	16-31	%Boston College		9-3	#19/20
9-17	H	T	16-16	Georgia	-/11	10-1-1	#4/4
9-24	H	W	41-14	* Georgia Tech		3-8	
10-8	H	W	42-21	* Virginia		6-5	
10-15	A	W	38-31	* Duke		3-8	

10-22	H	W	27-17	* NC State		3-8	
10-29	H	W	24-17	* Wake Forest		4-7	
11-5	A	W	16-3	* North Carolina	-/10	8-4	#
11-12	H	W	52-27	* Maryland	17/11	8-4	#
11-19	A	W	22-13	South Carolina	13/-	5-6	

Note: Not eligible for ACC title.

1984 (7-4 OVERALL, 5-2 ACC)

Head Coach - Danny Ford (7th Season, 6th Full Season)

Date	Site	W-L	Score	Opponent	AP Ranks	OFRD	OFRK
9-1	H	W	40-7	App State	4/-	4-7	
9-8	A	W	55-0	* %Virginia	3/-	8-4	#20/17
9-22	A	L	23-26	Georgia	2/20	7-4-1	#
9-29	A	L	21-28	* Georgia Tech	13/20	6-4	
10-6	H	W	20-12	* North Carolina		5-5-1	
10-20	H	W	54-21	* Duke		2-9	
10-27	A	W	35-34	* NC State		3-8	
11-3	H	W	37-14	* Wake Forest		6-5	
11-10	H	W	17-10	Virginia Tech		8-4	#
11-17	A1	L	23-41	* Maryland	20/-	9-3	#12/11
11-24	H	L	21-22	South Carolina	-/9	10-2	#11/13

A1 - Baltimore, Md.; Note: Not eligible for ACC title.

1985 (6-6 OVERALL, 4-3 ACC, T-3rd)

Head Coach - Danny Ford (8th Season, 7th Full Season)

Date	Site	W-L	Score	Opponent	AP Ranks	OFRD	OFRK
9-14	A	W	20-17	Virginia Tech		6-5	
9-21	H	L	13-20	Georgia		7-3-2	#
9-28	H	L	3-14	* Georgia Tech		9-2	#19/18
10-5	A	L	7-26	%Kentucky		5-6	
10-12	H	W	27-24	* Virginia		6-5	
10-19	A	W	21-9	* Duke		4-7	
10-26	H	W	39-10	* NC State		3-8	
11-2	H	W	26-10	* Wake Forest		4-7	
11-9	A	L	20-21	* North Carolina		5-6	
11-16	H	L	31-34	* \$Maryland		9-3	#18/19
11-23	A	W	24-17	South Carolina		5-6	
12-21	N1	L	13-20	%Minnesota		7-5	#

N1 - Shreveport, La. (Independence Bowl)

1986 (8-2-2 OVERALL, 5-1-1 ACC, 1st)

Ranked No. 17 by AP, No. 18 by USA Today, No. 19 by UPI

ALL-TIME RESULTS

11-12	A	W	49-25	* Maryland	16/-	5-6	
11-19	H	W	29-10	South Carolina	15/25	8-4	#
1-2	N1	W	13-6	Oklahoma	9/10	9-3	#14/14

N1 - Orlando, Fla. (Citrus Bowl)

1989 (10-2 OVERALL, 5-2 ACC, 3rd)

Ranked No. 11 by UPI, No. 12 by AP, No. 12 by USA Today

Head Coach - Danny Ford (12th Season, 11th Full Season)

Date	Site	W-L	Score	Opponent	AP Ranks	OFRD	OFRK
9-2	H	W	30-0	Furman	12/-	12-2	
9-9	A	W	34-23	%Florida State	10/16	10-2	#3/2
9-16	A	W	27-7	%Virginia Tech	7/-	6-4-1	
9-23	H	W	31-7	* Maryland	7/-	3-7	
9-30	A	L	17-21	* \$Duke	7/-	8-4	
10-7	H	W	34-20	* Virginia	15/-	10-3	#18/15
10-14	H	L	14-30	* Georgia Tech	14/-	7-4	
10-21	H	W	30-10	* NC State	-1/2	7-5	#
10-28	H	W	44-10	* Wake Forest	22/-	2-8	
11-4	A	W	35-3	* North Carolina	21/-	1-10	
11-18	A	W	45-0	%South Carolina	15/-	6-4-1	
12-30	N1	W	27-7	%West Virginia	14/17	8-3-1	#21/-

N1 - Jacksonville, Fla. (Gator Bowl)

1990 (10-2 OVERALL, 5-2 ACC, T-2nd)

Ranked No. 9 by AP, No. 9 by UPI, No. 9 by USA Today

Head Coach - Ken Hatfield (1st Season)

Date	Site	W-L	Score	Opponent	AP Ranks	OFRD	OFRK
9-1	H	W	59-0	Long Beach State	10/-	6-5	
9-8	A	L	7-20	* Virginia	9/14	8-4	#23/15
9-15	A1	W	18-17	* Maryland	10/-	6-5	
9-22	H	W	48-0	App State	17/-	6-5	
9-29	H	W	26-7	* Duke	19/-	4-7	
10-6	H	W	34-3	Georgia	16/-	4-7	
10-13	A	L	19-21	* Georgia Tech	15/18	11-0-1	#2/1
10-20	A	W	24-17	* NC State	22/-	7-5	#
10-27	A	W	24-6	* Wake Forest	19/-	3-8	
11-3	H	W	20-3	* North Carolina	18/24 ^u	6-5	
11-17	H	W	24-15	South Carolina	17/-	6-5	
1-1	N2	W	30-0	Illinois	14/16	8-4	#25/24

A1 - Baltimore, Md.; N2 - Tampa, Fla. (Hall of Fame Bowl)

1991 (9-2-1 OVERALL, 6-0-1 ACC, 1st)

Ranked No. 17 by USA Today, No. 18 by AP

Head Coach - Ken Hatfield (2nd Season)

Date	Site	W-L	Score	Opponent	AP Ranks	OFRD	OFRK
9-7	H	W	34-0	App State	8/-	8-4	
9-21	H	W	37-7	Temple	8/-	2-9	
9-28	H	W	9-7	* Georgia Tech	7/19	8-5	#
10-5	A	L	12-27	%Georgia	6/-	9-3	#17/20
10-12	H	T	20-20	* Virginia	18/-	8-3	#
10-26	H	W	29-19	* NC State	19/12	9-3	#
11-2	H	W	28-10	* Wake Forest	16/-	3-8	
11-9	A	W	21-6	* %North Carolina	15/-	7-4	
11-16	H	W	40-7	* Maryland	15/-	2-9	
11-23	A	W	41-24	South Carolina	14/-	3-6-2	
12-1	N1	W	33-21	* Duke	13/-	4-7	
1-1	N2	L	13-37	California	13/14	10-2	#8/8

N1 - Tokyo, Japan; N2 - Orlando, Fla. (Citrus Bowl)

1992 (5-6 OVERALL, 3-5 ACC, 7th)

Head Coach - Ken Hatfield (3rd Season)

Date	Site	W-L	Score	Opponent	AP Ranks	OFRD	OFRK
9-5	H	W	24-10	Ball State	13/-	5-6	
9-12	H	L	20-24	* %Florida State	15/5	11-1	#2/2
9-26	A	L	16-20	* %Georgia Tech	16/-	5-6	
10-3	H	W	54-3	Chattanooga	25/-	2-9	
10-10	A	W	29-28	* Virginia	25/10	7-4	
10-17	H	W	21-6	* Duke	19/-	2-9	
10-24	A	L	6-20	* NC State	18/23	9-3	#17/17
10-31	A	L	15-18	* Wake Forest		8-4	#25/-
11-7	H	W	40-7	* North Carolina	-1/8	9-3	#19/18
11-14	A	L	23-53	* Maryland		3-8	
11-21	H	L	13-24	\$South Carolina		5-6	

1993 (9-3 OVERALL, 5-3 ACC, 3rd)

Ranked No. 22 by USA Today, No. 23 by AP

Head Coach (Games 1-11) - Ken Hatfield (4th Season)

Head Coach (Game 12) - Tommy West (1st Season)

Date	Site	W-L	Score	Opponent	AP Ranks	OFRD	OFRK
9-4	H	W	24-14	\$UNLV	22/-	3-8	
9-11	A	L	0-57	* Florida State	21/1	12-1	#1/1
9-25	H	W	16-13	* Georgia Tech		5-6	
10-2	H	W	20-14	* NC State	-2/4	7-5	#
10-9	A	W	13-10	* Duke		3-8	
10-16	H	L	16-20	* \$Wake Forest		2-9	
10-23	H	W	27-0	East Tennessee State		5-6	
10-30	H	W	29-0	* \$Maryland		2-9	
11-6	A	L	0-24	* %North Carolina	-1/6	10-3	#21/20
11-13	H	W	23-14	* Virginia	-1/8	7-5	#

11-20	A	W	16-13	South Carolina	24/-	4-7	
12-31	N1	W	14-13	%Kentucky	23/-	6-6	#

N1 - Atlanta, Ga. (Peach Bowl)

1994 (5-6 OVERALL, 4-4 ACC, 5th)

Head Coach - Tommy West (2nd Season, 1st Full Season)

Date	Site	W-L	Score	Opponent	AP Ranks	OFRD	OFRK
9-3	H	W	27-6	Furman	24/-	3-8	
9-10	H	L	12-29	* NC State	22/-	9-3	#17/17
9-17	A	L	6-9	* Virginia		9-3	#15/13
10-1	H	W	13-0	* Maryland		4-7	
10-8	A	L	14-40	Georgia		6-4-1	
10-15	A	L	13-19	* Duke	-1/25	8-4	#
10-22	A	L	0-17	* Florida State	-1/7	11-1	#4/5
10-29	H	W	24-8	* Wake Forest		3-8	
11-5	A	W	28-17	* North Carolina	-1/9	8-4	#-2/1
11-12	H	W	20-10	* Georgia Tech		1-10	
11-19	H	L	7-33	South Carolina		7-5	#

1995 (8-4 OVERALL, 6-2 ACC, 3rd)

Head Coach - Tommy West (3rd Season, 2nd Full Season)

Date	Site	W-L	Score	Opponent	AP Ranks	OFRD	OFRK
9-2	H	W	55-9	Western Carolina		3-7	
9-9	H	L	16-45	* Florida State	-1	10-2	#4/5
9-16	A	W	29-14	* %Wake Forest		1-10	
9-23	H	L	3-22	* \$Virginia	-1/1	9-4	#16/16
9-30	A	W	43-22	* NC State		3-8	
10-7	H	L	17-19	%Georgia		6-6	#
10-21	A	W	17-0	* Maryland		6-5	
10-28	A	W	24-3	* Georgia Tech		6-5	
11-4	H	W	17-10	* North Carolina		7-5	#
11-11	H	W	34-17	* \$Duke	24/-	3-8	
11-18	A	W	38-17	South Carolina	24/-	4-6-1	
1-1	N1	L	0-41	\$Syracuse	23/-	9-3	#19/17

N1 - Jacksonville, Fla. (Gator Bowl)

1996 (7-5 OVERALL, 6-2 ACC, 2nd)

Head Coach - Tommy West (4th Season, 3rd Full Season)

Date	Site	W-L	Score	Opponent	AP Ranks	OFRD	OFRK
8-31	A	L	0-45	* North Carolina		10-2	#10/10
9-7	H	W	19-3	Furman		9-4	
9-21	A	L	24-38	* Missouri		5-6	
9-28	H	W	21-10	* \$Wake Forest		3-8	
10-5	A	L	3-34	* %Florida State	-2	11-1	#3/3
10-12	A	W	13-6	* Duke		0-11	
10-19	H	W	28-25	* Georgia Tech	-2/2	5-6	
11-2	H	W	35-3	* Maryland		5-6	
11-9	A	W	24-16	* Virginia	-1/5	7-5	#
11-16	H	W	40-17	* NC State		3-8	
11-23	H	L	31-34	South Carolina	22/-	6-5	
12-28	N1	L	7-10	%LSU	-1/7	10-2	#12/-

N1 - Atlanta, Ga. (Peach Bowl)

1997 (7-5 OVERALL, 4-4 ACC, 5th)

Head Coach - Tommy West (5th Season, 4th Full Season)

Date	Site	W-L	Score	Opponent	AP Ranks	OFRD	OFRK
9-6	H	W	23-12	App State	18/-	7-4	
9-13	A	W	19-17	* NC State	19/25 ^u	6-5	
9-20	H	L	28-35	* Florida State	16/5	11-1	#3/3
9-27	A	L	20-23	* %Georgia Tech	17/-	7-5	#
10-4	H	W	39-7	Texas El-Paso		4-7	
10-11	H	L	7-21	* %Virginia		7-4	
10-25	A	W	20-9	* Maryland		2-9	
11-1	A	W	33-16	* Wake Forest		5-6	
11-8	H	W	29-20	* Duke ^{on}		2-9	
11-15	H	L	10-17	* North Carolina	-8	11-1	#6/4
11-22	A	W	47-21	%South Carolina		5-6	
1-2	N1	L	17-21	* Auburn	-1/3	10-3	#11/11

N1 - Atlanta, Ga. (Peach Bowl)

1998 (3-8 OVERALL, 1-7 ACC, 8th)

Head Coach - Tommy West (6th Season, 5th Full Season)

Date	Site	W-L	Score	Opponent	AP Ranks	OFRD	OFRK
9-5	H	W	33-0	Furman		5-6	
9-12	H	L	0-37	Virginia Tech		9-3	#23/19
9-19	A	L	18-20	* Virginia	-1/10	9-3	#18/18
9-26	H	L	19-29	* Wake Forest		3-8	
10-3	A	L	14-21	* North Carolina		7-5	#
10-10	H	W	23-0	* Maryland		3-8	
10-17	A	L	0-48	* %Florida State	-6	11-2	#3/3
10-24	A	L	23-28	* Duke		4-7	
10-31	H	L	39-46	* NC State		7-5	#
11-12	H	L	21-24	* %Georgia Tech	-2/2	10-2	#9/9
11-21	H	W	28-19	%South Carolina		1-10	

1999 (6-6 OVERALL, 5-3 ACC, 2nd)

Head Coach - Tommy Bowden (1st Season)

Date	Site	W-L	Score	Opponent	AP Ranks	OFRD	OFRK
9-4	H	L	10-13	%Marshall		13-0	#10/10

9-11	H	W	33-14	* Virginia	-2/2	7-5	#
9-23	A	L	11-31	%Virginia Tech	-8	11-1	#2/3
10-2	H	W	31-20	* North Carolina		3-8	
10-9	A	L	31-35	* %NC State		6-6	
10-16	A	W	42-30	* Maryland		5-6	
10-23	H	L	14-17	* %Florida State	-1	12-0	#1/1
10-30	A	W	12-3	* Wake Forest		7-5	#
11-6	H	W	58-7	* Duke		3-8	
11-13	A	L	42-45	* Georgia Tech	-1/3	8-4	#20/21
11-20	A	W	31-21	South Carolina		0-11	
12-30	N1	L	7-17	%Mississippi State	-1/5	10-2	#13/12

N1 - Atlanta, Ga. (Peach Bowl)

2000 (9-3 OVERALL, 6-2 ACC, 2nd)

Ranked No. 14 by USA Today, No. 16 by AP

Head Coach - Tommy Bowden (2nd Season)

Date	Site	W-L	Score	Opponent	AP Ranks	OFRD	OFRK
9-2	H	W	38-0	* The Citadel	17/-	2-9	
9-9	H	W	62-9	Missouri	17/-	3-8	
9-16	H	W	55-7	* Wake Forest	16/-	2-9	
9-23	A	W	31-10	* Virginia	11/-	6-6	#
9-30	A	W	52-22	* Duke	7/-	0-11	
10-7	H	W	34-27	* NC State	5/-	8-4	#
10-14	H	W	35-14	* Maryland	5/-	5-6	
10-21	A	W	38-24	* North Carolina	5/-	6-5	
10-28	H	L	28-31	* Georgia Tech	5/-	9-3	#17/19
11-4	A	L	7-54	* %Florida State	10/4	11-2	#5/4
11-18	H	W	16-14	South Carolina	16/25	8-4	#19/21
1-1	N1	L	20-41	Virginia Tech	16/6	11-1	#6/6

N1 - Jacksonville, Fla. (Gator Bowl)

2001 (7-5 OVERALL, 4-4 ACC, T-4th)

Head Coach - Tommy Bowden (3rd Season)

Date	Site	W-L	Score	Opponent	AP Ranks	OFRD	OFRK
9-1	H	W	21-13	UConn	18/-	6-5	
9-8	H	W	38-14	Wofford	20/-	4-7	
9-22	H	L	24-26	* Virginia	19/-	5-7	
9-29	A	W	47-44	* Georgia Tech ^(OT)	25 ^W /9	8-5	#24/-
10-13	A	W	45-37	* NC State	16/-	7-5	#
10-20	H	L	3-38	* North Carolina	13/-	8-5	#
10-27	A	W	21-14	* Wake Forest	25/-	6-5	
11-3	H	L	27-41	* Florida State	24 ^W /14	8-4	#15/15
11-10	A	L	20-37	* Maryland	-1/3	10-2	#11/10
11-17	A	L	15-20	South Carolina	-2/2	9-3	#13/13
12-1	H	W	59-31	* Duke		0-11	
12-31	N1	W	49-24	† Louisiana Tech		7-5	#
†- played in snow: N1 - Boise, Idaho (Humanitarian Bowl)							

ALL-TIME RESULTS

9-11	H	L	24-28	*%Georgia Tech	20/-	7-5	#
9-18	A	L	6-27	%Texas A&M		7-5	#
9-25	A	L	22-41	*Florida State	-/8	9-3	#15/14
10-7	A	L	10-30	*%Virginia	-/10	8-4	#23/23
10-16	H	W	35-6	Utah State		3-8	
10-23	H	W	10-7	*Maryland		5-6	
10-30	H	W	26-20	*NC State		5-6	
11-6	A	W	24-17	*%\$Miami (Fla.) ^(OT)	-/11	9-3	#11/11
11-13	A	L	13-16	*Duke		2-9	
11-20	H	W	29-7	South Carolina		6-5	

2005 (8-4 OVERALL, 4-4 ACC, 3rd (ATLANTIC))

Ranked No. 21 by AP, No. 21 by USA Today

Head Coach - Tommy Bowden (7th Season)

Date	Site	W-L	Score	Opponent	AP Ranks	OFRD	OFRK
9-3	H	W	25-24	%Texas A&M	-/17	5-6	
9-10	A	W	28-24	*Maryland	25/-	5-6	
9-17	H	L	30-36	*Miami (Fla.) ^(3OT)	20/13	9-3	#17/18
9-24	H	L	13-16	*Boston College ^(OT)	-/25 ^U	9-3	#18/17
10-1	A	L	27-31	*Wake Forest		5-6	
10-13	A	W	31-10	*%NC State		7-5	#
10-22	H	W	37-7	Temple		0-11	
10-29	A	L	9-10	*Georgia Tech		7-5	#
11-5	H	W	49-20	*Duke		1-10	
11-12	H	W	35-14	*Florida State	-/17	8-5	#22/23
11-19	A	W	13-9	%South Carolina	-/19	7-5	#
12-27	N1	W	19-10	%Colorado	23/-	7-6	#

N1 - Orlando, Fla. (Champs Sports Bowl)

2006 (8-5 OVERALL, 5-3 ACC, T-2nd (ATLANTIC))

Head Coach - Tommy Bowden (8th Season)

Date	Site	W-L	Score	Opponent	AP Ranks	OFRD	OFRK
9-2	H	W	54-6	Florida Atlantic	18/-	5-7	
9-9	A	L	33-34	*Boston College ^(2OT)	18/-	10-3	#20/20
9-16	A	W	27-20	*%Florida State	-/9	7-6	#
9-23	H	W	52-7	*North Carolina	19/-	3-9	
9-30	H	W	51-0	%Louisiana Tech	18/-	3-10	
10-7	A	W	27-17	*\$Wake Forest	15/-	11-3	#18/17
10-12	N1	W	63-9	%Temple	12/-	1-11	
10-21	H	W	31-7	*%Georgia Tech	12/13	9-5	#
10-26	A	L	7-24	*%Virginia Tech	10/-	10-3	#19/18
11-4	H	L	12-13	*Maryland	19/-	9-4	#
11-11	H	W	20-14	*NC State		3-9	
11-25	H	L	28-31	South Carolina	24/-	8-5	#
12-29	N2	L	20-28	Kentucky		8-5	#

N1 - Charlotte, N.C.; N2 - Nashville, Tenn. (Music City Bowl)

2007 (9-4 OVERALL, 5-3 ACC, T-2nd (ATLANTIC))

Ranked No. 21 by AP, No. 22 by USA Today

Head Coach - Tommy Bowden (9th Season)

Date	Site	W-L	Score	Opponent	AP Ranks	OFRD	OFRK
9-3	H	W	24-18	*%Florida State	-/19	7-6	#
9-8	H	W	49-26	ULM	25/-	6-6	
9-15	H	W	38-10	Furman	20/-	6-5	
9-22	A	W	42-20	*NC State	15/-	5-7	
9-29	A	L	3-13	*Georgia Tech	13/-	7-6	#
10-6	H	L	23-41	*%\$Virginia Tech	22/15	11-3	#9/9
10-20	H	W	70-14	Central Michigan		8-6	#
10-27	A	W	30-17	*Maryland		6-7	#
11-3	A	W	47-10	*Duke	25/-	1-11	
11-10	H	W	44-10	*Wake Forest	20/-	9-4	#
11-17	H	L	17-20	*%Boston College	15/18	11-3	#10/11
11-24	A	W	23-21	%South Carolina	21/-	6-6	
12-31	N1	L	20-23	%Auburn ^(OT)	15/22	9-4	#15/14

N1 - Atlanta, Ga. (Chick-fil-A Bowl)

2008 (7-6 OVERALL, 4-4 ACC, T-3rd (ATLANTIC))

Head Coach (Games 1-6) - Tommy Bowden (10th Season)

Head Coach (Game 7-13) - Dabo Swinney (1st Season)

Date	Site	W-L	Score	Opponent	AP Ranks	OFRD	OFRK
8-30	N1	L	10-34	%Alabama	9/24	12-2	#6/6
9-6	H	W	45-17	The Citadel	22/-	4-8	
9-13	H	W	27-9	*NC State	23/-	6-7	#
9-20	H	W	54-0	South Carolina State	23/-	10-3	
9-27	H	L	17-20	*Maryland	20/-	8-5	#
10-9	A	L	7-12	*%Wake Forest	-/21	8-5	#
10-18	H	L	17-21	*Georgia Tech		9-4	#22/22
11-1	A	W	27-21	*Boston College		9-5	#
11-8	A	L	27-41	*Florida State	-/24	9-4	#21/23
11-15	H	W	31-7	*Duke		4-8	
11-22	A	W	13-3	*Virginia		5-7	
11-29	H	W	31-14	\$South Carolina		7-6	#
1-1	N2	L	21-26	Nebraska		9-4	#

N1 - Atlanta, Ga.; N2 - Jacksonville, Fla. (Gator Bowl)

2009 (9-5 OVERALL, 6-2 ACC, 1st (ATLANTIC))

Ranked No. 24 by AP

Date	Site	W-L	Score	Opponent	AP Ranks	OFRD	OFRK
9-5	H	W	37-14	%\$Middle Tennessee	10-3		#
9-10	A	L	27-30	*%Georgia Tech	-/15	11-3	#13/13
9-19	H	W	25-7	*\$Boston College		8-5	#
9-26	H	L	10-14	\$TCU	-/15	12-1	#6/6
10-3	A	L	21-24	*Maryland		2-10	
10-17	H	W	38-3	*\$Wake Forest		5-7	
10-24	A	W	40-37	*Miami (Fla.) ^(OT)	-/8	9-4	#19/19
10-31	H	W	49-3	\$Coastal Carolina		5-6	
11-7	H	W	40-24	*%Florida State		7-6	#
11-14	A	W	43-23	*NC State	24/-	5-7	
11-21	H	W	34-21	*Virginia	18/-	3-9	
11-28	A	L	17-34	South Carolina	15/-	7-6	#
12-5	N1	L	34-39	%Georgia Tech	25/12	11-3	#13/13
12-27	N2	W	21-13	%Kentucky		7-6	#

N1 - Tampa, Fla. (ACC Championship Game); N2 - Nashville, Tenn. (Music City Bowl)

2010 (6-7 OVERALL, 4-4 ACC, T-4th (ATLANTIC))

Head Coach - Dabo Swinney (3rd Season, 2nd Full Season)

Date	Site	W-L	Score	Opponent	AP Ranks	OFRD	OFRK
9-4	H	W	35-10	North Texas		3-9	
9-11	H	W	58-21	Presbyterian		2-9	
9-18	A	L	24-27	%Auburn ^(OT)	-/16	14-0	#1/1
10-2	H	L	21-30	*Miami (Fla.)	-/16	7-6	#
10-9	A	L	16-21	*North Carolina		8-5	#
10-16	H	W	31-7	*Maryland		9-4	#23/24
10-23	H	W	27-13	*Georgia Tech		6-7	#
10-30	A	L	10-16	*Boston College		7-6	#
11-6	H	W	14-13	*NC State	-/23	9-4	#25/25
11-13	A	L	13-16	*%Florida State		10-4	#17/16
11-20	A	W	30-10	*Wake Forest		3-9	
11-27	H	L	7-29	%South Carolina	-/18	9-5	#22/22
12-31	N1	L	26-31	South Florida		8-5	#

N1 - Charlotte, N.C. (Meineke Car Care Bowl)

2011 (10-4 OVERALL, 6-2 ACC, 1st (ATLANTIC))

Ranked No. 22 by AP, No. 22 by USA Today

Date	Site	W-L	Score	Opponent	AP Ranks	OFRD	OFRK
9-3	H	W	43-19	Troy		3-9	
9-10	H	W	35-27	Wofford		8-4	
9-17	H	W	38-24	Auburn	-/21	8-5	#
9-24	H	W	35-30	*Florida State	21/11	9-4	#23/23
10-1	A	W	23-3	*%\$Virginia Tech	13/11	11-3	#21/17
10-8	H	W	36-14	*Boston College	8/-	4-8	
10-15	A	W	56-45	*%Maryland	8/-	2-10	
10-22	H	W	59-38	*North Carolina	8/-	7-6	#
10-29	A	L	17-31	*%Georgia Tech	6/-	8-5	#
11-12	H	W	31-28	*Wake Forest	9/-	6-7	#
11-19	A	L	13-37	*NC State	7/-	8-5	#
11-26	A	L	13-34	%South Carolina	18/14	11-2	#9/8
12-3	N1	W	38-10	%Virginia Tech	21/5	11-3	#21/17
1-4	N2	L	33-70	%West Virginia	14/23	10-3	#17/18

N1 - Charlotte, N.C. (ACC Championship Game); N2 - Miami Gardens, Fla. (Orange Bowl)

2012 (11-2 OVERALL, 7-1 ACC, T-1st (ATLANTIC))

Ranked No. 9 by USA Today, No. 11 by AP

Date	Site	W-L	Score	Opponent	AP Ranks	OFRD	OFRK
9-1	N1	W	26-19	%Auburn	14/25 ^U	3-9	
9-8	H	W	52-27	Ball State	12/-	9-4	#
9-15	H	W	41-7	Furman	11/-	3-8	
9-22	A	L	37-49	*%Florida State	10/4	12-2	#10/8
9-29	A	W	45-31	*Boston College	17/-	2-10	
10-6	H	W	47-31	*Georgia Tech	15/-	7-7	#
10-20	H	W	38-17	*Virginia Tech	14/-	7-6	#
10-25	A	W	42-13	*%Wake Forest	14/-	5-7	
11-3	A	W	56-20	*%Duke	10/-	6-7	#
11-10	H	W	45-10	*Maryland	10/-	4-8	
11-17	H	W	62-48	*NC State	11/-	7-6	#
11-24	H	L	17-27	%South Carolina	12/13	11-2	#8/7
12-31	N2	W	25-24	%LSU	14/9	10-3	#14/12

N1 - Atlanta, Ga.; N2 - Atlanta, Ga. (Chick-fil-A Bowl)

2013 (11-2 OVERALL, 7-1 ACC, 2nd (ATLANTIC))

Ranked No. 7 by USA Today, No. 8 by AP

Date	Site	W-L	Score	Opponent	AP Ranks	OFRD	OFRK
8-31	H	W	38-35	%Georgia	8/5	8-5	#
9-7	H	W	52-13	South Carolina State	4/-	8-4	
9-19	A	W	26-14	*%NC State	3/-	3-9	
9-28	H	W	56-7	*Wake Forest	3/-	4-8	
10-5	A	W	49-14	*Syracuse	3/-	7-6	#
10-12	H	W	24-14	*Boston College	3/-	7-6	#

10-19	H	L	14-51	*%Florida State	3/5	14-0	#1/1
10-26	A	W	40-27	*Maryland	9/-	7-6	#
11-2	A	W	59-10	*Virginia	9/-	2-10	
11-14	H	W	55-31	*%Georgia Tech	8/-	7-6	#
11-23	H	W	52-6	The Citadel	7/-	5-7	
11-30	A	L	17-31	%South Carolina	6/10	11-2	#4/4
1-3	N1	W	40-35	%Ohio State	12/7	12-2	#12/10

N1 - Miami Gardens, Fla. (Orange Bowl)

2014 (10-3 OVERALL, 6-2 ACC, 2nd (ATLANTIC))

Ranked No. 15 by USA Today, No. 15 by AP

Date	Site	W-L	Score	Opponent	AP Ranks	OFRD	OFRK
8-30	A	L	21-45	Georgia	16/12	10-3	#9/9
9-6	H	W	73-7	South Carolina State	23/-	8-4	
9-20	A	L	17-23	*%Florida State ^(OT)	22/1	13-1	#5/6
9-27	H	W	50-35	*%North Carolina		6-7	#
10-4	H	W	41-0	*NC State		8-5	#
10-11	H	W	23-17	*Louisville		9-4	#24/24
10-18	A	W	17-13	*Boston College	24/-	7-6	#
10-25	H	W	16-6	*%Syracuse	21/-	3-9	
11-6	A	W	34-20	*%Wake Forest	19/-	3-9	
11-15	A	L	6-28	*Georgia Tech	18/24	11-3	#8/7
11-22	H	W	28-0	*Georgia State		1-11	
11-29	H	W	35-17	South Carolina	23/-	7-6	#
12-29	N1	W	40-6	%Oklahoma	18/-	8-5	#

N1 - Orlando, Fla. (Russell Athletic Bowl)

2015 (14-1 OVERALL, 8-0 ACC, 1st (ATLANTIC))

Ranked No. 2 by AP, No. 2 by USA Today

Date	Site	W-L	Score	Opponent	AP Ranks	OFRD	OFRK
9-5	H	W	49-10	Wofford	12/-	5-6	
9-12	H	W	41-10	App State	12/-	11-2	#
9-17	A	W	20-22	*Louisville	11/-	8-5	#
10-3	H	W	24-12	*Notre Dame	11/6	10-3	#11/12
10-10	H	W	43-24	*Georgia Tech	6/-	3-9	
10-17	H	W	34-17	*Boston College	5/-	3-9	
10-24	A	W	58-0	*Miami (Fla.)	6/-	8-5	#
10-31	A	W	56-41	*NC State	3/-	7-6	#
11-7	H	W	23-13	*Florida State	3/17	10-3	#14/14
11-14	A	W	37-27	*Syracuse	1/-	4-8	
11-21	H	W	33-13	*Wake Forest	1/-	3-9	
11-28	A	W	37-32	South Carolina	1/-	3-9	
12-5	N1	W	45-37	%North Carolina	1/8	11-3	#15/15
12-31	N2	W	37-17	%Oklahoma	1/4	11-2	#5/5
1-11	N3	L	40-45	%Alabama	1/2	14-1	#1/1
N1 - Charlotte, N.C. (ACC Championship Game); N2 - Miami Gardens, Fla. (Orange Bowl); N3 - Glendale, Ariz. (CFP National Championship Game)							

ALL-TIME RESULTS

11-18	H	W	61-3	The Citadel	4/-	4-6	
11-25	A	W	34-10	%South Carolina	4/24 ^c	9-4	#
12-2	N1	W	38-3	%Miami (Fla.)	1/7	10-3	#13/13
1-1	N2	L	6-24	%Alabama	1/4	13-1	#1/1

N1 - Charlotte, N.C. (ACC Championship Game); N2 - New Orleans, La. (Sugar Bowl)

2018 (15-0 OVERALL, 8-0 ACC, 1st (ATLANTIC))

National Champion

Ranked No. 1 by AP, No. 1 by USA Today

Head Coach - Dabo Swinney (11th Season, 10th Full Season)

Date	Site	W-L	Score	Opponent	AP Ranks	OFRD	OFRK
9-1	H	W	48-7	Furman	2/-	6-4	
9-8	A	W	28-26	%Texas A&M	2/-	9-4	#16/16
9-15	H	W	38-7	Georgia Southern	2/-	10-3	#
9-22	A	W	49-21	*Georgia Tech	3/-	7-6	#
9-29	H	W	27-23	*Syracuse	3/-	10-3	#15/15
10-6	A	W	63-3	*Wake Forest	4/-	7-6	#
10-20	H	W	41-7	*NC State	3/16	9-4	#
10-27	A	W	59-10	*Florida State	2/-	5-7	
11-3	H	W	77-16	*Louisville	2/-	2-10	
11-10	A	W	27-7	*%Boston College	2/17	7-5	#
11-17	H	W	35-6	*%Duke	2/-	8-5	#
11-24	H	W	56-35	%South Carolina	2/-	7-6	#
12-1	N1	W	42-10	%Pittsburgh	2/-	7-7	#
12-29	N2	W	30-3	Notre Dame	2/3	12-1	#5/5
1-7	N3	W	44-16	Alabama	2/1	14-1	#2/2

N1 - Charlotte, N.C. (ACC Championship Game); N2 - Arlington, Texas (Cotton Bowl); N3 - Santa Clara, Calif. (CFP National Championship Game)

2019 (14-1 OVERALL, 8-0 ACC, 1st (ATLANTIC))

Ranked No. 2 by AP, No. 2 by USA Today

Head Coach - Dabo Swinney (12th Season, 11th Full Season)

Date	Site	W-L	Score	Opponent	AP Ranks	OFRD	OFRK
8-29	H	W	52-14	*%Georgia Tech	1/-	3-9	
9-7	H	W	24-10	Texas A&M	1/12	8-5	#
9-14	A	W	41-6	*Syracuse	1/-	5-7	
9-21	H	W	52-10	*Charlotte	1/-	7-6	#
9-28	A	W	21-20	*North Carolina	1/-	7-6	#

10-12	H	W	45-14	*Florida State	2/-	6-7	#
10-19	A	W	45-10	*Louisville	3/-	8-5	#
10-26	H	W	59-7	*Boston College	4/-	6-7	#
11-2	H	W	59-14	Wofford	4/-	8-4	
11-9	A	W	55-10	*%NC State	4/-	4-8	
11-16	H	W	52-3	*Wake Forest	3/-	8-5	#
11-30	A	W	38-3	South Carolina	3/-	4-8	
12-7	N1	W	62-17	%Virginia	3/22	9-5	#-/25
12-28	N2	W	29-23	%Ohio State	3/2	13-1	#3/3
1-13	N3	L	25-42	%LSU	3/1	15-0	#1/1

N1 - Charlotte, N.C. (ACC Championship Game); N2 - Glendale, Ariz. (Fiesta Bowl); N3 - New Orleans, La. (CFP National Championship Game)

2020 (10-2 OVERALL, 8-1 ACC, 2nd)

Ranked No. 3 by AP, No. 3 by USA Today

Head Coach - Dabo Swinney (13th Season, 12th Full Season)

Date	Site	W-L	Score	Opponent	AP Ranks	OFRD	OFRK
9-12	A	W	37-13	*%Wake Forest	1/-	4-5	#
9-19	H	W	49-0	The Citadel	1/-	2-10	
10-3	H	W	41-23	*%Virginia	1/-	5-5	
10-10	H	W	42-17	*%Miami (Fla.)	1/7	8-3	#22/22
10-17	A	W	73-7	*Georgia Tech	1/-	3-7	
10-24	H	W	47-21	*Syracuse	1/-	1-10	
10-31	H	W	34-28	*Boston College	1/-	6-5	
11-7	A	L	40-47	*%Notre Dame ⁽²⁰¹⁷⁾	1/4	10-2	#5/5
11-28	H	W	52-17	*Pittsburgh	4/-	6-5	
12-5	A	W	45-10	*%Virginia Tech	4/-	5-6	
12-19	N1	W	34-10	Notre Dame	4/2	10-2	#5/5
1-1	N2	L	28-49	%Ohio State	2/3	7-1	#2/2

N1 - Charlotte, N.C. (ACC Championship Game); N2 - New Orleans, La. (Sugar Bowl)

2021 (10-3 OVERALL, 6-2 ACC, T-2nd (ATLANTIC))

Ranked No. 14 by AP, No. 16 by USA Today

Head Coach - Dabo Swinney (14th Season, 13th Full Season)

Date	Site	W-L	Score	Opponent	AP Ranks	OFRD	OFRK
9-4	N1	L	3-10	%Georgia	3/5	14-1	#1/1
9-11	H	W	49-3	South Carolina State	6/-	7-5	#
9-18	H	W	14-8	*Georgia Tech	6/-	3-9	

9-25	A	L	21-27	*NC State ⁽²⁰¹⁷⁾	9/-	9-3	#20/19
10-2	H	W	19-13	*%Boston College	25/-	6-6	#
10-15	A	W	17-14	*%Syracuse	25 ^u /-	5-7	
10-23	A	L	17-27	*Pittsburgh	24 ^u /23	11-3	#13/13
10-30	H	W	30-20	*Florida State		5-7	
11-6	A	W	30-24	*%Louisville		6-7	#
11-13	H	W	44-7	UConn		1-11	
11-20	H	W	48-27	*Wake Forest	-13	11-3	#15/14
11-27	A	W	30-0	%South Carolina	23 ^u /-	7-6	#
12-28	N2	W	20-13	Iowa State	19/-	7-6	#

N1 - Charlotte, N.C.; N2 - Orlando, Fla. (Cheez-It Bowl)

2022 (11-3 OVERALL, 8-0 ACC, 1st (ATLANTIC))

Ranked No. 12 by USA Today, No. 13 by AP

Head Coach - Dabo Swinney (15th Season, 14th Full Season)

Date	Site	W-L	Score	Opponent	AP Ranks	OFRD	OFRK
9-5	A1	W	41-10	*%Georgia Tech	4/-	5-7	
9-10	H	W	35-12	Furman	5/-	10-3	
9-17	H	W	48-20	%Louisiana Tech	5/-	3-9	
9-24	A	W	51-45	*Wake Forest ⁽²⁰¹⁷⁾	5/21	8-5	#
10-1	H	W	30-20	*%NC State	5/10	8-5	#
10-8	A	W	31-3	*%Boston College	5/-	3-9	
10-15	A	W	34-28	*%Florida State	4/-	10-3	#11/10
10-22	H	W	27-21	*Syracuse	5/14	7-6	#
11-5	A	L	14-35	%Notre Dame	5/-	9-4	#18/18
11-12	H	W	31-16	*Louisville	12/-	8-5	#
11-19	H	W	40-10	*Miami (Fla.)	9/-	5-7	
11-26	H	L	30-31	South Carolina	7/-	8-5	#23/23
12-3	N2	W	39-10	%North Carolina	10/24	9-5	#
12-30	N3	L	14-31	%Tennessee	10/6	11-2	#6/6

A1 - Mercedes-Benz Stadium; N2 - Charlotte, N.C. (ACC Championship Game); N3 - Miami Gardens, Fla. (Orange Bowl)

* - regular-season conference game; % - night game; \$ - played in rain; # - selected to a bowl game; ^u - coaches poll; ^c - CFP ranking; OFRD - opponent final record; OFRK - opponent final ranking (AP ranking listed first, followed by coaches ranking); Note: Home games in bold; Clemson ranking listed first, followed by opponent rankings for "AP Ranks."

CLEMSON DEFEATED NORTH CAROLINA 39-10 TO CAPTURE THE 2022 ACC CHAMPIONSHIP.

RECORD BY DECADE

Rk	Decade	W-L-T	Win %	Winning Season
1.	2010s	117-23-0	83.6	9-1-0
2.	2020s	31-8-0	79.5	3-0-0
3.	1980s	87-25-4	76.7	9-0-1
4.	1950s	64-32-5	65.8	7-2-1
5.	1890s	11-6-0	64.7	3-0-1
6.	1900s	40-21-7	64.0	7-1-2
7.	2000s	79-47-0	62.7	10-0-0
8.	1990s	69-47-1	59.4	6-3-1
9.	1930s	51-37-7	57.4	5-3-2
10.	1940s	51-38-5	55.9	4-5-1
11.	1910s	42-35-6	54.2	5-3-2
12.	1960s	50-48-2	51.0	5-2-3
13.	1970s	56-54-3	50.9	4-6-0
14.	1920s	41-47-5	46.8	5-5-0
Totals		789-468-45	62.3	82-31-14

2016 NATIONAL CHAMPIONS

STATE CHAMPIONS • ACC CHAMPIONS • FIESTA BOWL CHAMPIONS

The Tigers finished with a 14-1 record after defeating previously undefeated and top-ranked Alabama 35-31 in the CFP National Championship Game on Jan. 9. Clemson's 14 wins tied the FBS record for victories in a season.

Clemson was just the sixth national champion (since 1977) to play the nation's most difficult schedule the season it won the title.

Clemson defeated 11 FBS schools that finished with a winning record, including five that totaled 10+ wins and six that finished in the top 25 of the AP poll. Those schools were No. 2 Alabama, No. 6 Ohio State, No. 8 Florida State, No. 16 Virginia Tech, No. 21 Louisville and No. 24 Auburn.



Sept. 4
DUKE

Sept. 9
CHARLESTON SOUTHERN

Sept. 16
FLORIDA ATLANTIC

Sept. 23
FLORIDA STATE

Sept. 30
SYRACUSE

Oct. 7
WAKE FOREST

Oct. 21
MIAMI (FLA.)

Oct. 28
NC STATE

Nov. 4
NOTRE DAME

Nov. 11
GEORGIA TECH

Nov. 18
NORTH CAROLINA

Nov. 25
SOUTH CAROLINA

*ORANGE DENOTES HOME GAME IN DEATH VALLEY
WHITE DENOTES AWAY GAME*

