

2021 TIGER FOOTBALL

# CLEMSON

MEDIA GUIDE



**JAMES SKALSKI**  
SECOND-TEAM ALL-ACC

**DABO SWINNEY**  
2X NATIONAL CHAMPION  
7X ACC CHAMPION  
3X BRYANT COACH OF THE YEAR

**NOLAN TURNER**  
SECOND-TEAM ALL-AMERICAN  
SECOND-TEAM ALL-ACC

**MATT BOCKHORST**  
SECOND-TEAM ALL-ACC

**ANDREW BOOTH JR.**  
SECOND-TEAM ALL-ACC

**BRYAN BRESEE**  
FRESHMAN ALL-AMERICAN  
ACC DEFENSIVE ROOKIE OF THE YEAR  
FIRST-TEAM ALL-ACC

**MYLES MURPHY**  
FRESHMAN ALL-AMERICAN  
ACC CO-NEWCOMER OF THE YEAR (AP)

**WALKER PARKS**  
FRESHMAN ALL-AMERICAN

CLEMSONTIGERS.COM

YouTube Instagram Twitter Facebook @ClemsonFB







## 2018 NATIONAL CHAMPIONS

STATE CHAMPIONS • ACC CHAMPIONS • COTTON BOWL CHAMPIONS

- Clemson posted an undefeated 15-0 record, becoming the first team to accomplish the feat since Penn in 1897. The Tigers won each of their final 10 games by 20+ points.
- Clemson finished its sixth undefeated season (1900, 1906, 1948, 1950, 1981, 2018) and fourth perfect season (1900, 1948, 1981, 2018) in school history.
- Clemson had a 15-0 record against a schedule that included a school-record 12 games against teams who finished with winning records.
- Clemson's roster included 26 members that had already earned degrees before the game was played, including two with master's degrees.



# 2021 TIGER FOOTBALL

## GENERAL INFORMATION

Table of Contents	1
The Clemson Football Standard	2-7
1981 National Championship Season	8
2016 National Championship Season	9
2018 National Championship Season	10
Media Information	11
ACC Schedule	12
2021 Outlook	13-15

## FOOTBALL & ADMINISTRATIVE STAFF

<b>Dabo Swinney</b> (Head Coach)	16-20
<b>Woody McCorvey</b> (Chief of Football Administration)	21
<b>Brent Venables</b> (Associate Head Coach)	22
<b>Tony Elliott</b> (Assistant Head Coach)	23
<b>Mickey Conn</b> (Assistant Coach)	24
<b>Brandon Streeter</b> (Assistant Coach)	25
<b>Todd Bates</b> (Assistant Coach)	26
<b>Robbie Caldwell</b> (Assistant Coach)	27
<b>Tyler Grisham</b> (Assistant Coach)	28
<b>Lemanski Hall</b> (Assistant Coach)	29
<b>Mike Reed</b> (Assistant Coach)	30
<b>C.J. Spiller</b> (Assistant Coach)	31
Football Support Staff	32-36
<b>Jim Clements</b> (President)	38
<b>Dan Radakovich</b> (Director of Athletics)	39

## THIS IS CLEMSON FOOTBALL

Allen N. Reeves Football Complex	40,41
P.A.W. Journey	42
Clemson Applied Science Lab	43
Strength & Conditioning	44
Running Down the Hill	45
Year-By-Year Attendance	45
Memorial Stadium	46,47
IPTAY	48
Signees By State	49

## MEET THE TIGERS

Numerical Roster	50,51
Alphabetical Roster	52,53
Veteran Bios	54-74
Rookie Bios	75-78
2020 Lettermen	79

## 2020 REVIEW

Overall Stats	80,81
Team Game-By-Game Stats	82
Individual Game-By-Game Stats	83-85
Offensive Drive Charts	86
Defensive Drive Charts	87
Participation	88,89
Game-By-Game Starters	89
Game Recaps	90-93
Superlatives	94
Honors & Awards	95
Seniors & Pro Signees	96
ACC	97

## HISTORY & RECORDS

Offensive Team Records	98,99
Defensive Team Records	99
Team Game Bests	100-103
500-Yard Team Total Offense Games	104
300-Yard Team Rushing Games	105
200-Yard Team Passing Games	106,107
Offensive Team Season Bests	108
Defensive Team Season Bests	109
Individual Records	110-112
Individual Defensive Records; Highest Scoring Quarters	113
Longest Plays	114,115
Longest Offensive Drives	115
Individual Game Bests	116-118
100-Yard Individual Rushing Games	119-121
200-Yard Individual Passing Games	122,123

100-Yard Individual Receiving Games	124,125
100-Yard Rusher & 100-Yard Receiver in One Game	125
Unusual Statistical Occurrences	126,127
Returns For Touchdowns	128
Class Records; Senior Class Records	129
Individual Season Bests	130,131
Yearly Leaders	132-135
Snap Records	136
Individual Defensive Season & Career Bests	137
Yearly Defensive Leaders	138,139
Fourth Quarter Wins	139
Streak Records	140
Career Leaders	141-143
Clemson Ring of Honor & Hall of Fame Members	144
Honors & Awards	145-149
All-Americans	150-156
All-ACC Selections	157
Tradition By Position	158-164
Lettermen	165-171
Head Coaching Records	172
Former Head Coaches	173-175
Assistant Coaches	176
Pro Players (All Outdoor Leagues)	177-179
NFL Draft Picks	180,181
NFL Alumni Games & Seasons	182
NFL Alumni Honors	183
Year-By-Year Team Records	184,185
Year-By-Year Clemson Stats	186,187
Year-By-Year Opponent Stats	188,189
Bowl History	190,191
Weekly Polls	192,193
Game Results vs. Ranked Opponents	194,195
Top-25 Wins	196
Against All Competition; Against All FBS Conferences	197
Game Results vs. 2021 Opponents	198-200
Record By Date	200
All-Time Results	201-208

## MEDIA GUIDE CREDITS

The 2021 Clemson football media guide was written and edited by Director of Football Communications **Ross Taylor**. Layout, design and editorial assistance was executed by Senior Associate Director of Athletic Communications **Brian Hennessy**.

The following people also contributed editorial assistance: **Brent Breedin**, **Spencer Peltz**, **Tucker Pettigrew**, **Nadia Salameh**, **Gracie Sansbury**, **Jackson Sternberg**.

Special thanks to the late **Bob Bradley**, whose 45 years of research and dedication to Clemson University athletics made production of the football media guide easier for future generations. Also, thanks to the late **Dr. Harold Vigodsky** and **Tim Bourret** for their contributions.

## COVER DESIGN

Thanks to **Whitley Ruffin** for her design of the outside covers.

## PHOTO CREDITS

**Carl Ackerman**, **Trent Allen**, **Daniel Brandalise**, **Rex Brown**, **Scott Clarke**, **Eddie Cliffe**, **Kaitlyn Cote**, **Kyle Coulter**, **Mark Crammer**, **Tommy Crumpton**, **Lucas Downs**, **Phil Ellsworth**, **Jim Graham**, **Tanner Hall**, **Zach Hanby**, **Brian Hennessy**, **Lawton Hilliard**, **Tyson Hutchins**, **Annemarie Jacques**, **Ashley Jones**, **Allen Kee**, **Max Knipstein**, **Craig Mahaffey**, **Alana McCallion**, **Mark McInnis**, **Jim Moriarty**, **Roy Philpott**, **David Platt**, **Dawson Powers**, **Randy Rampey**, **Whitley Ruffin**, **Ken Scar**, **Abbie Skeen**, **Glenn Spake**, **David Sparks**, **Vern Verna**, **Bob Waldrop**, **Chas Williams**, **Maddie Williams**, **Josh Wilson**, **Patrick Wright**, **NFL**. Also, special thanks to the late **Earle "Pepper" Martin**, who donated thousands of photos in all sports to the athletic department over the years.

## PRINTING

Martin Printing Co. (Easley, S.C.)



# THE CLEMSON FOOTBALL STANDARD

## TIED FOR MOST WINS SINCE 2015

Clemson's recent success has been particularly pronounced in the midst of Clemson's six-year streak of College Football Playoff appearances since 2015. Clemson and Alabama have the most wins in the country in that span, with those teams combining for five out of six national championships.

### MOST WINS (SINCE 2015)

Rk	School	W	L	Pct.
1.	Clemson	79	7	.919
	Alabama	79	6	.929
3.	Ohio State	68	8	.905
4.	Oklahoma	67	12	.848
5.	Appalachian State	63	15	.808

Clemson has a 121-18 record since starting its current stretch of 10-win seasons in 2011. Only Alabama (127-12) has more wins since 2011. The Tigers also have the second-highest winning percentage (.871) in that time frame.

### MOST WINS (SINCE 2011)

Rk	School	W	L	Pct.
1.	Alabama	127	12	.914
2.	Clemson	121	18	.871
3.	Ohio State	112	18	.862
4.	Oklahoma	106	25	.809
5.	Georgia	101	31	.765

## 10-WIN SEASONS

Clemson enters 2021 riding a streak of 10 consecutive seasons with 10+ wins. The program's 10th consecutive 10-win season in 2020 made Clemson only the third program in FBS history to produce a "double-double" - double-digit wins in a double-digit number of consecutive seasons.

The Tigers have 17 10-win seasons in school history, with 10 coming under head coach Dabo Swinney. The 2019 season was Clemson's sixth with at least 12 wins, with Swinney sitting at the helm for five of them.

### CONSECUTIVE 10-WIN SEASONS

Rk	School	Years	Streak
1.	Florida State	1987-00	14
2.	Alabama	2008-20	*13
3.	Clemson	2011-20	*10
4.	Texas	2001-09	9
5.	Ohio State	2012-19	8
	Virginia Tech	2004-11	8
	Miami (Fla.)	1985-92	8

\* - active streak

Of the 130 active FBS schools, only 12 programs have won at least six games every year since 2015. That number dips to six when pushing the win total to eight, and drops all the way to two (Clemson and Alabama) when setting the bar at 10 wins.

## SENIORS CHASING HISTORY

Each of Clemson's last four senior classes have placed themselves among select company in college football history. The 2017, 2018, 2019 and 2020 Clemson seniors account for four of only 12 four-year classes in FBS history to reach 50 career wins. That includes the 2018 and 2019 groups that are tied with the 2018 Alabama seniors for the most wins in FBS history (55 wins in four years).

The 2021 Clemson seniors (excluding "Super Seniors" using their extra year of eligibility afforded by the NCAA) are 39-3 since 2018, the most wins of any active class in the country.

### WINS BY CURRENT SENIOR CLASSES

Rk	School	W	L	Pct.
1.	Clemson	39	3	.929
2.	Alabama	38	3	.927
3.	Appalachian State	33	6	.846
	Notre Dame	33	5	.868
	Oklahoma	33	6	.846
	Ohio State	33	3	.917

Note: Since 2018.

## "A"NOTHER "C"LEMSON "C"HAMPIONSHIP

With its sixth straight conference title last year, Clemson became the first program ever to win 20 ACC Championships, five more than Florida State, which ranks second with 15.

Clemson was the first program in the conference championship game era to win six straight conference championship games. Clemson also became the first ACC program to win six consecutive outright titles, as Florida State had a streak of nine straight ACC titles, but that streak included two co-championships that prevented Bobby Bowden's Seminoles from ever winning four straight titles outright.

In 2020, Clemson and Oklahoma's six-year streaks of outright titles made the two programs the first among current Power Five programs to win at least six straight outright titles since Oklahoma (12 from 1948-59) as part of the now-dissolved Big 8 Conference.

## CONFERENCE TITLE SEASONS

Year	Conf.	Overall	Conf.	Head Coach	AP Coach
1900	SIAA	6-0	3-0	John Heisman	
1902	SIAA	6-1	5-1	John Heisman	
1903*	SIAA	4-1-1	2-0-1	John Heisman	
1906*	SIAA	4-0-3	4-0	Bob Williams	
1940	SoCon	6-2-1	4-0	Frank Howard	
1948	SoCon	11-0	5-0	Frank Howard	11,NP
1956	ACC	7-2-2	4-0-1	Frank Howard	19,NR
1958	ACC	8-3	5-1	Frank Howard	12,13
1959	ACC	9-2	6-1	Frank Howard	11,11
1965*	ACC	5-5	4-3	Frank Howard	
1966	ACC	6-4	6-1	Frank Howard	
1967	ACC	6-4	6-0	Frank Howard	
1978	ACC	11-1	6-0	Charlie Pell	6,6
1981	ACC	12-0	6-0	Danny Ford	1,1
1982	ACC	9-1-1	6-0	Danny Ford	8,NR
1986	ACC	8-2-2	5-1-1	Danny Ford	17,19
1987	ACC	10-2	6-1	Danny Ford	12,10
1988	ACC	10-2	6-1	Danny Ford	9,8
1991	ACC	9-2-1	6-0-1	Ken Hatfield	18,17
2011	ACC	10-4	6-2	Dabo Swinney	22,22
2015	ACC	14-1	8-0	Dabo Swinney	2,2
2016	ACC	14-1	7-1	Dabo Swinney	1,1
2017	ACC	12-2	7-1	Dabo Swinney	4,4
2018	ACC	15-0	8-0	Dabo Swinney	1,1
2019	ACC	14-1	8-0	Dabo Swinney	2,2
2020	ACC	10-2	8-1	Dabo Swinney	3,3

\* - tied; SIAA - Southern Intercollegiate Athletic Association

### CONFERENCE CHAMPIONSHIPS BY ACC MEMBERS

School	SIAA	SoCon	ACC	BEC	SEC	Total
Clemson	4	2	20			26
Duke		11	7			18
Florida State			15			15
Georgia Tech	5	2	1		5	13
Maryland^		2	9			11
Miami (Fla.)				9		9
North Carolina	1	3	5			9
Virginia Tech		1	4	3		8
NC State			7			7
Syracuse				5		5
Louisville				3		3
Pittsburgh				2		2
Wake Forest			2			2
Virginia			2			2
Boston College				1		1
South Carolina^			1			1

^ - former member

### CONSECUTIVE LEAGUE TITLE GAME WINS

Rk	School	Conference	Streak	Years
1.	Clemson	ACC	*6	2015-20
2.	Florida	SEC	4	1993-96
	Oklahoma	Big 12	*4	2017-20
	Ohio State	Big Ten	*4	2017-20
5.	Alabama	SEC	3	2014-16
	Florida State	ACC	3	2012-14
	Oklahoma	B12	3	2006-08

\* - active streak; Note: Power Five Conference schools (1992-2020)

### MOST CONSECUTIVE OUTRIGHT CONFERENCE TITLES

Rk	School	Conference	Streak	Years
1.	Oklahoma	Big 8	12	1948-59
2.	Brigham Young	WAC	7	1978-84
3.	Clemson	ACC	*6	2015-20
	Oklahoma	Big 12	*6	2015-20
5.	Alabama	SEC	5	1971-75
	Texas	SWC	5	1969-73

\* - active streak

## POWER OVER THE POWER FIVE

Since 2013, no team can claim more wins against Power Five Conference opponents than Clemson.

### WINS VS. POWER FIVE OPPONENTS SINCE 2013

Rk	School	Wins
1.	Clemson	85
2.	Alabama	81
3.	Ohio State	77
4.	Oklahoma	72
5.	Georgia	63

On an annual basis, Clemson has finished the season atop the country in wins against Power Five opponents



BEHIND ALL-AMERICANS LIKE TRAVIS ETIENNE (#9) AND TREVOR LAWRENCE (#16), CLEMSON HAS 79 WINS IN THE LAST SIX YEARS, TIED FOR MOST IN THE NATION.



# THE CLEMSON FOOTBALL STANDARD

four times since the institution of the College Football Playoff in 2014, including four of the last six years. That includes 13 wins against Power Five opponents in 2018, the first team ever to reach that figure.

## WINS AGAINST POWER FIVE OPPONENTS BY YEAR

Year	School(s)	P5 Wins
2014	Florida State	12
2015	Clemson	12
2016	Clemson	12
2017	Georgia	11
2018	Clemson	13
2019	Clemson, LSU	12
2020	Alabama	13

Note: includes victories against independent Notre Dame, which has College Football Playoff access equivalent with Power Five Conferences; CFP era only.

## ESTEEMED COMPANY

Head Coach Dabo Swinney's run of excellence in his decade-plus at Clemson has placed him in the company of college football legends.

Swinney boasts a career winning percentage of .809, sitting as one of only 13 head coaches in history with at least 10 seasons of FBS head coaching experience to post a mark of .800 or better.

## WINNINGEST COACHES BY PERCENTAGE

Rk	Coach	Seasons	Record	Pct.
1.	Knute Rockne	13	105-12-5	.881
2.	Frank Leahy	13	107-13-9	.864
3.	Urban Meyer	17	187-32-0	.854
4.	George Woodruff	12	142-25-2	.846
5.	Barry Switzer	16	157-29-4	.837
6.	Tom Osborne	25	255-49-3	.836
7.	Fielding Yost	30	198-35-12	.833
8.	Percy Haughton	13	96-17-6	.832
9.	Bob Neyland	21	173-31-12	.829
10.	Bud Wilkinson	17	145-29-4	.826
11.	Jock Sutherland	20	144-28-14	.812
12.	Dabo Swinney	13	140-33-0	.809
13.	Bob Devaney	16	136-30-7	.806
14.	Bob Stoops	18	190-48-0	.798
15.	Frank Thomas	19	141-33-9	.795

Note: FBS history; minimum 10 years.

## IN SEARCH OF WIN NO. 150

Entering 2021, Head Coach Dabo Swinney is 140-33 in 173 career games and needs 10 more wins to reach 150 career victories.

Among coaches who qualify for the NCAA FBS recordbook by virtue of five years or 50 wins as a major college head coach, only 15 have ever reached 150 career wins in 200 games or less.

## FEWEST GAMES TO REACH 150 WINS

Rk	Coach	School(s)	Games
1.	Urban Meyer	BGSU, Utah, Fla., Ohio St.	176
2.	Gil Dobie	NDSU, Wash., Navy, Cornell, BC	180
	Barry Switzer	Oklahoma	180
4.	Fielding Yost	OWU, Neb., KU, JSU, Stan., Mich.	184
	Joe Paterno	Penn St.	184
6.	Tom Osborne	Nebraska	187
	Bob Stoops	Oklahoma	187
8.	Bob Neyland	Tennessee	189
9.	Frank Kush	Arizona State	190
10.	Wallace Wade	Alabama, Duke	193

The fastest Swinney could reach 150 victories would be 183 games if Clemson were to open 2021 with 10 straight victories. That would place him above Fielding Yost and Joe Paterno to become the fourth-fastest FBS coach to 150 career wins and the third-fastest in the modern era.

## TOP ACTIVE WINNING PERCENTAGE

Head Coach Dabo Swinney leads the NCAA's list of winningest active head coaches by percentage with a minimum of five years of experience.

## WINNING % BY ACTIVE FBS HEAD COACHES

Rk	Coach, School	Yrs	Record	Pct.
1.	Dabo Swinney, Clemson	13	140-33-0	.809
2.	^Nick Saban, Alabama	25	256-65-1	.797
3.	Lance Leipold, Kansas	14	146-39-0	.789
4.	Jimbo Fisher, Texas A&M	11	109-33-0	.768
5.	Bryan Harsin, Auburn	8	76-24-0	.760

Note: Minimum five years.

Despite having coached fewer seasons than all of the coaches listed ahead of him and despite having never coached at lower NCAA levels, Swinney ranks 13th among active FBS head coaches in total wins.

## CAREER WINS (ACTIVE FBS HEAD COACHES)

Rk	Coach, School	Wins
1.	Mack Brown, North Carolina	259
2.	Nick Saban, Alabama	256
3.	Brian Kelly, Notre Dame	252
4.	Willie Fritz, Tulane	183
5.	Kirk Ferentz, Iowa	180
6.	Gary Patterson, TCU	178
7.	Frank Solich, Ohio	173
8.	Chris Creighton, Eastern Michigan	169
9.	Skip Holtz, Louisiana Tech	148
10.	Lance Leipold, Kansas	146
11.	Mike Leach, Mississippi State	143
12.	Craig Bohl, Wyoming	142
13.	Dabo Swinney, Clemson	140
14.	Mike Gundy, Oklahoma State	137

Notes: Includes victories across all levels of college football.

## SIX "FINAL FOURS" FOR SWINNEY

Dabo Swinney is among only nine coaches in football and men's basketball to record six career Final Four berths. He is one of only six with a winning record in Final Four games.

## COACHES WITH SIX OR MORE FINAL FOURS

Coach, School (Sport)	Final Fours*	Record*	Pct.
John Wooden, UCLA (MBB)^	12	21-3	.875
Mike Krzyzewski, Duke (MBB)	12	14-7	.667
Dean Smith, UNC (MBB)	11	7-9	.438
Roy Williams, Kansas/UNC (MBB)	9	9-6	.600
Tom Izzo, Michigan State (MBB)	8	3-7	.300
Nick Saban, Alabama (FB)	6	8-3	.727
Dabo Swinney, Clemson (FB)^	6	6-4	.600
Denny Crum, Louisville (MBB)	6	4-4	.500
Adolph Rupp, Kentucky (MBB)	6	9-2	.818

\* - Men's Basketball Final Four or College Football Playoff; ^ - streak of at least six consecutive Final Fours

Swinney's ability to place his team among the nation's elite quartet is also illustrated by the polls. Swinney is just the fourth coach to record at least six consecutive top four finishes since the AP Poll began in 1936.

## MOST CONSECUTIVE TOP-FOUR AP FINISHES

Rk	School	Head Coach(es)	Seasons	Streak
1.	Florida State	Bobby Bowden	1987-00	13
2.	Southern California	Pete Carroll	2002-08	7
	Miami (Fla.)	Jimmy Johnson	1986-88	7
		Dennis Erickson	1989-92	
4.	Clemson	Dabo Swinney	2015-20	6
	Oklahoma	Bud Wilkinson	1952-57	6

## STAFF CONTINUITY

Clemson has become a beacon of stability in the increasingly unstable environment of college football. Clemson Head Coach Dabo Swinney is in his 19th overall season at Clemson in 2021, including his 13th full season as head coach (and his 14th including an interim stint in 2008).

From the start of Swinney's first season as full-time head coach in 2009 through 2020, there have been nearly 400 head coaching tenures in the FBS (excluding those by interims), but only one such tenure at Clemson. Among the 11 schools ever to qualify for the College Football Playoff, only Clemson and Alabama have had only one head coach since 2009.

## HEAD COACHES SINCE 2009 (CFP PARTICIPANTS)

Rk	School	No.	Coach(es)
1.	Clemson	1	Swinney
	Alabama	1	Saban
3.	Georgia	2	Richt, Smart
	LSU	2	Miles, Orgeron
	Michigan State	2	Dantonio, Tucker
	Notre Dame	2	Weis, Kelly
	Oklahoma	2	Stoops, Riley
8.	Oregon	3	Kelly, Helfrich, Cristobal
	Washington	3	Sarkisian, Petersen, Lake
10.	Florida St.	4	Bowden, Fisher, Taggart, Norvell
	Ohio State	4	Tressel, Fickell, Meyer, Day

By date of initial hire (including interim hires), Swinney is the 11th-longest-tenured head coach in the FBS and the eighth-longest tenured among Power Five conference head coaches.

## TOP WIN PERCENTAGE IN ACC HISTORY

Head Coach Dabo Swinney is perched atop ACC history in overall winning percentage with a mark of .809. He is the only coach in ACC history with a career winning percentage of .800 or better with a minimum of three ACC seasons.

## TOP OVERALL WINNING % IN ACC HISTORY

Rk	Coach, School(s)	Record	Pct.
1.	Dabo Swinney, Clemson	140-33-0	.809
2.	Jimbo Fisher, Florida State	83-23-0	.783
3.	Bobby Bowden, Florida State	173-53-1	.764
4.	Danny Ford, Clemson	96-29-4	.760
5.	Lou Holtz, NC State	33-12-3	.719

Note: Minimum three years.

Swinney also boasts an 85-17 record in ACC regular season games, a winning percentage of .833, ahead of College Football Hall of Famer Bobby Bowden's previous conference record of .813.

## TOP CONFERENCE WINNING % IN ACC HISTORY

Rk	Coach, School(s)	Record*	Pct.
1.	Dabo Swinney, Clemson	85-17-0	.833
2.	Bobby Bowden, Florida State	117-27-0	.813
3.	Jerry Claiborne, Maryland	46-11-1	.802
4.	Bill Murray, Duke	54-15-2	.775
5.	Danny Ford, Clemson	44-14-1	.754

\* - regular season play (excludes ACC Championship Games); Note: Minimum three years.

On a non-percentage basis, Swinney enters 2021 ranked second in ACC history in career victories leading an ACC program. He is also one bowl victory shy of Bobby Bowden's record for bowl wins as head coach of an ACC team.

## CAREER HEAD COACHING VICTORIES IN ACC HISTORY

Rk	Coach, School(s)	Wins
1.	Bobby Bowden, Florida State	173
2.	Dabo Swinney, Clemson	140
3.	George Welsh, Virginia	134
4.	Frank Beamer, Virginia Tech	113
5.	Bill Dooley, North Carolina & Wake Forest	98

Note: Only counts seasons in which the programs competed as members of the ACC

## CAREER HEAD COACHING BOWL WINS IN ACC HISTORY

Rk	Coach, School(s)	Wins
1.	Bobby Bowden, Florida State	11
2.	Dabo Swinney, Clemson	10
3.	Frank Beamer, Virginia Tech	6
	Danny Ford, Clemson	6
5.	Jimbo Fisher, Florida State	5
	Ralph Friedgen, Maryland	5

This year, Swinney can catch College Football Hall of Famer Frank Howard in total conference championships. Howard led Clemson to eight conference titles, including two Southern Conference championships and six ACC crowns. Swinney's seven ACC titles are the second most since the conference's founding in 1953.



# THE CLEMSON FOOTBALL STANDARD



## ALL-TIME ACC LEADERS

Since the conference's founding in 1953, no program has won more regular season games in Atlantic Coast Conference play than Clemson. With a win against Virginia last year, Clemson earned its 300th official regular season victory over an ACC opponent, becoming the first program to accomplish the feat.

### WINS IN REGULAR-SEASON ACC PLAY

Rank	School (Joined)	Wins
1.	Clemson (1953)	306
2.	North Carolina (1953)	242
3.	NC State (1953)	234
4.	Virginia (1954)	188
5.	Florida State (1992)	174

## A FAMILIAR NO. 1

Clemson opened the 2020 season at No. 1 atop both polls, marking the program's second straight top pre-season ranking. With the top selection in the AP Poll, Clemson became the sixth program since the inception of the preseason poll in 1950 ever to open consecutive preseason polls at No. 1, joining Alabama (2016-18), Southern California (2004-05), Oklahoma (1985-87, 1974-75, 1956-57), Ohio State (1969-70) and Notre Dame (1953-54).

Seeing Clemson at No. 1 at some point in the season has started to feel familiar in recent years, as 2020 represented the sixth straight year in which Clemson appeared at No. 1 in at least one AP Poll. Dabo Swinney joined Nick Saban (13) as the only coach in AP Poll history (since 1936) to lead a team to at least one No. 1 ranking in six consecutive years. Clemson, Alabama (13 from 2008-20) and Miami (seven from 1986-92) are the only programs to appear at No. 1 in at least six consecutive years.

### CONSECUTIVE YEARS REACHING NO. 1 IN AP POLL

Rk	School	Streak	Years
1.	Alabama	*13	2008-20
2.	Miami (FL)	7	1986-92
3.	Clemson	*6	2015-20
4.	Texas	5	1961-65
	Oklahoma	5	1954-58
	Notre Dame	5	1946-50

\* - streak active at the conclusion of the 2020 season

## CHAMPIONSHIP HERITAGE

All of Clemson's signing classes under Dabo Swinney have at least one ACC title to their credit in their time at Clemson, and every signing class since 2012 has earned at least one College Football Playoff berth.

## TITLES BY SIGNING CLASS UNDER SWINNEY

Signing Class	ACC/National Titles in Four Years
2009	2011 ACC Champions
2010	2011 ACC Champions
2011	2011 ACC Champions
2012	2015 ACC Champions
2013	2015-16 ACC Champions 2016 National Champions
2014	2015-17 ACC Champions 2016 National Champions
2015	2015-18 ACC Champions 2016 & 2018 National Champions
2016	2016-19 ACC Champions 2016 & 2018 National Champions
2017	2017-20 ACC Champions 2018 National Champions
2018	2018-20 ACC Champions 2018 National Champions
2019	2019-20 ACC Champions
2020	2020 ACC Champions

## PLAYOFF STREAK

With six consecutive College Football Playoff appearances, Clemson's active playoff streak is as long or longer than all 32 NFL teams, 29 of 30 MLB teams, 28 of 31 NHL teams and 28 of 30 NBA teams.

So, despite only four teams making the College Football Playoff each year, Clemson's playoff streak is as long or longer than 117 of the 123 teams in the four major professional sports.

Included below is a look at the only six teams in the four major professional leagues with active playoff streaks exceeding Clemson's six:

### LONGEST ACTIVE PLAYOFF STREAKS (MAJOR PRO SPORTS)

Rk	Team (League)	Years	Streak
1.	Pittsburgh Penguins (NHL)	2007-21	15
2.	Los Angeles Dodgers (MLB)	2013-20	8
	Portland Trail Blazers (NBA)	2014-21	8
4.	Nashville Predators (NHL)	2014-21	7
	Washington Capitals (NHL)	2014-21	7
	Boston Celtics (NBA)	2015-21	7

## ACADEMIC EXCELLENCE

- Through the spring of 2021, of 298 eligible players who completed their athletic eligibility at Clemson and/or graduated early in Dabo Swinney's 12 full years as head coach, 293 (98 percent) have earned a degree during their time at Clemson.
- In 2018, in addition to becoming major college football's first 15-0 team since 1897, Clemson recorded a then-program-record 66 student-athletes with a 3.0 or better GPA in the midst of setting a program record for team GPA.
- Prior to the NCAA suspending APR reporting during the COVID-19 pandemic, Clemson set a program

record in APR in the NCAA's most recent figures released in May 2020, recording a multi-year APR score of 993 for the 2018-19 academic year. The performance marked the third straight year Clemson broke its program record in the metric after breaking its 992 from 2017-18, which had broken its 987 mark from 2016-17.

- Clemson's 993 multi-year APR ranked fourth in the Power Five and fifth among FBS programs, trailing only Washington (999), Ole Miss (997), Northwestern (995) and Air Force (995). That metric covered a four-year span in which Clemson matched its off-field success with on-field accolades that included a 55-4 record, four College Football Playoff appearances and two national championships.
- Clemson is one of only nine FBS programs to produce a 985+ multi-year APR in each of the past three reported cycles, along with Air Force, Boston College, Duke, Navy, Nevada, Northwestern, Stanford and Washington.
- The NCAA has recognized Clemson with its annual APR Public Recognition Award, which is bestowed upon programs ranking in the Top 10 percent of their respective sports, for nine of its last 10 reported academic years. Only 37 of the 130 FBS programs earned at least one APR recognition across the 2009-10 through 2018-19 academic years. Only 30 of programs earned it multiple times. Clemson, Duke and Northwestern were the only ones to earn the award nine or more times in that 10-year span. Though the NCAA did not report APR data for 2019-20, Clemson recorded a perfect 1000 APR score, which would have earned the program another APR Public Recognition Award under normal circumstances.
- With its award for the 2018-19 academic year, Clemson became the only FBS program since the NCAA created the APR metric in 2003 to win a national championship and an APR Public Recognition Award in the same year multiple times. Alabama is the only other school to accomplish the title/APR double in a single year once (2011-12 academic year).
- Clemson ranked in the top 10 percent among FBS schools in APR scores for six consecutive years (2010-16). Clemson was the only FBS program nationally to finish each in the top 25 of the AP poll and in the top 10 percent of APR scores every season between 2011-15.
- In 2018, Christian Wilkins became the first William V. Campbell Trophy winner in school history, collecting the award known colloquially as the "Academic Heisman Trophy." He became the fifth player in the award's history, and the first in the College Football



# THE CLEMSON FOOTBALL STANDARD

Playoff era, to earn the honor and a national championship in the same season, joining Alabama's Barrett Jones (2012), Miami's Joaquin Gonzales (2001), Florida's Danny Wuerffel (1996) and Nebraska's Rob Zatechka (1994).

- Chad Carson and Kyle Young were first-team Academic All-Americans in the 2000 and 2001 seasons. Clemson was the only Division I school in the nation with two first-team picks each year. Young was a first-team Academic All-American from 1999-01 and became just the second ACC player in history to be a three-time, first-team selection. He is one of just two offensive linemen in college football history to be a three-time, first-team Academic All-American.
- Dalton Freeman was an All-American on the field and off the field in 2012. He was a first-team All-America center according to AFCA and second-team Academic All-American by CoSIDA.
- Deshaun Watson passed 37 hours during the 2015-16 academic year and threw 35 touchdown passes. He was first quarterback on record to accomplish 35 of each in same academic year.
- Only eight players that applied for early entry for the NFL Draft had their degrees at the 2017 NFL Combine. Four of the eight (Deshaun Watson, Wayne Gallman, Artavis Scott and Mike Williams) were from Clemson.
- Entering the bowl season of its 2018 national championship campaign, Clemson's roster featured 26 graduates, the most of any bowl team.

## COACHING SUCCESS

- Dabo Swinney has a record of 140-33 in his head coaching career in 13 seasons. In 2017, he became just the fourth Division I coach to total 100 wins in his first 10 years. The others were Bob Stoops, Chris Petersen and Urban Meyer. In November 2019, Swinney recorded his 125th win in his 155th career game, becoming the 10th-fastest coach to reach 125 career wins in terms of games coached, behind George Woodruff, Urban Meyer, Bob Neyland, Chris Petersen, Joe Paterno, Fielding Yost, Barry Switzer, Bud Wilkinson and Henry Williams.
- With his 140 wins, Swinney is already second in history in coaching wins as a member of the ACC. Bobby Bowden leads the way with 173.
- Swinney has 18 wins over SEC teams in his career, most among active non-SEC coaches in that time period. He is 10-2 against the SEC in the last five years.
- Swinney won 12 coach-of-the-year honors in 2015, two ACC and 10 for national coach of the year. That included national coach of the year by Associated Press, ESPN, Sporting News, Walter Camp Foundation and the American Football Coaches Association. The former Alabama player also won the Bear Bryant Award in 2015, 2016 and 2018, becoming the first three-time winner in the award's history. Swinney also won the Gene Stallings Award and the FCA Coach-of-the-Year in 2014 and the Bobby Dodd Award in 2011. Swinney was inducted into the state of Alabama Hall of Fame in 2018 and was selected as honorary coach of the AFCA Good Works Team in 2019.
- A Clemson assistant coach was a Frank Broyles Award finalist in four straight years from 2015-18 and won the award in back-to-back years. Brent Venables was a finalist in 2015 and won the award in 2016. Tony Elliott won the award in 2017, and Jeff Scott was a finalist in 2018 (and semifinalist in 2019). The wins by Venables and Elliott in 2016-17 represented the first time two different coaches from the same school won the award in consecutive years.
- Clemson has a legendary coaching history. Four former Tiger coaches (John Heisman, Frank Howard, Jess Neely and Danny Ford) are in the College Football Hall of Fame. Howard was Clemson's coach when the ACC was founded and promptly took the Tigers to six ACC titles. Howard's eight overall conference

championships in 30 years remain a Clemson record, though Dabo Swinney can match the mark with his next conference title.

- Howard concluded his career with 165 victories, and his 30-year tenure is still fifth-longest in NCAA history for a head coach serving at one school. His victory total was extraordinary considering Clemson played just 38 percent of the games at home during Howard's tenure.
- Danny Ford coached Clemson to the 1981 national championship and won six bowl games in his Tiger career. He was inducted into the College Football Hall of Fame in December 2017. He was the consensus national coach of the year in 1981, and he remains the youngest coach (33) to win a national title. He was inducted into the Clemson Ring of Honor in 2013.
- Tommy Bowden led Clemson to bowl games each of his first five years, the first coach in Clemson history to do that (Swinney since duplicated the accomplishment). He was named ACC Coach of the Year twice.

## BOWL HISTORY

- Clemson enters 2021 having earned a bowl berth in each of the last 16 seasons, the longest streak in the ACC and the sixth-longest streak in the nation. The 16-year streak more than doubles the second-longest streak in school history (seven from 1985-91). Clemson is 11-9 in bowls in that stretch, including two bowl games in 2015, 2016, 2018 and 2019 as part of the College Football Playoff.
- Clemson's 25 all-time bowl wins are tied for the 12th-most in college football history.
- Clemson won a bowl game every year from 2012-16 against a program led by a head coach who won a national title at some point in his career. That includes two in 2016, when the Tigers beat Urban Meyer (Ohio State) and Nick Saban (Alabama). Clemson added an additional win over Saban's Alabama squad in 2018.
- Thirteen of Clemson's 25 bowl wins have come against coaches who have won the FBS National Championship at some point in their careers. That includes wins over Les Miles (LSU) in 2012, Urban Meyer (Ohio State) in 2013 and 2016, Bob Stoops (Oklahoma) in 2014 and 2015, and Nick Saban in 2016 and 2018. A 14th win can be claimed with that figure when including national championships at all levels, as Clemson defeated Notre Dame and Head Coach Brian Kelly, who won two Division II titles at Grand Valley State, in the 2018 Cotton Bowl.
- Clemson's first bowl game was a 6-3 victory over Boston College and Head Coach Frank Leahy in the 1940 Cotton Bowl. Clemson did not return to the Cotton Bowl until 2018, defeating Notre Dame, 30-3, in a College Football Playoff semifinal during a 15-0 national championship campaign.
- Clemson is 8-2 in its history in bowl games against Nebraska, Ohio State and Oklahoma, three of the top-seven programs in college football history in terms of wins. Clemson is the only program to have beaten Oklahoma three times in bowl play and is one of only three schools with multiple bowl victories over the Sooners to its credit. The Tigers are 4-1 vs. Ohio State and 1-1 vs. Nebraska. Including a 1-0 bowl mark against Notre Dame and 2-2 record against Alabama, Clemson is 11-4 in bowls all-time against the seven winningest programs in major college football history.
- Clemson won five straight bowl games between the 1986 and 1990 seasons. Clemson defeated Stanford, Penn State, Oklahoma, West Virginia and Illinois during its bowl winning streak. Clemson produced a streak of bowl wins in five straight seasons across seven bowl games from 2012-16.
- Hall of Fame Head Coach Woody Hayes suffered his final defeat against the Tigers in the 1978 Gator Bowl. Overall, Clemson has won bowl games against 11 head coaches who are enshrined in the College Football Hall of Fame.

## TIGER TELEVISION NUMBERS

### MOST-VIEWED GAMES (2018-20)

Rk.	Game (Season)	Viewership
1.	Clemson vs. LSU (2019)	25,590,000
2.	Clemson vs. Alabama (2018)	25,280,000
3.	Clemson vs. Ohio State (2019)	21,150,000
4.	Clemson vs. Ohio State (2020)	19,150,000
5.	Alabama vs. Oklahoma (2018)	19,069,000
6.	Notre Dame vs. Alabama (2020)	18,890,000
7.	Alabama vs. Ohio State (2020)	18,650,000
8.	Georgia vs. Alabama (2018)	17,499,000
9.	LSU vs. Oklahoma (2019)	17,210,000
10.	Clemson vs. Notre Dame (2018)	16,809,000

Source: Sports Media Watch

### MOST-VIEWED GAMES EACH SEASON (2015-20)

Season	Game	Viewership
2015	Clemson vs. Alabama	26,182,000
2016	Clemson vs. Alabama	25,266,000
2017	Alabama vs. Georgia	28,443,000
2018	Clemson vs. Alabama	25,280,000
2019	Clemson vs. LSU	25,590,000
2020	Clemson vs. Ohio State	19,150,000

Source: Sports Media Watch

## EXPOSURE

- Clemson is one of the most-televised teams in the nation every year. In 2020, all 12 games were on live television. That makes 84 of 86 over the last six years.
- Clemson has had at least 10 of its games televised each of the last 16 years.
- Clemson has played in the featured contest on ESPN's College GameDay 28 times, including 20 times since the start of the 2015 season. Clemson is 16-4 in those contests.
- Since the start of the 2018 season, Clemson games account for the four most-watched college football games and five of the 10 most-watched games.
- Clemson has played in the most-watched game of five of the past six seasons, including 2020, when its semifinal game against Ohio State outdrew the national championship.
- The interest in watching Clemson play hasn't been limited to television broadcasts. Clemson continues to provide one of the great in-venue experiences in all of sports, as Clemson enters 2021 having been ranked in the Top 20 in the nation average home attendance at Memorial Stadium for 40 straight seasons. Clemson has also led the ACC in average home attendance each of the last 11 years.
- The first game on ACC Network was Clemson vs. Georgia Tech from Death Valley on Aug. 29, 2019.

## HALL OF FAME

- With the upcoming induction of C.J. Spiller in 2021, eight members of Clemson's program have been enshrined in the National Football Foundation College Football Hall of Fame, including four coaches and four student-athletes.
- Clemson's Hall of Fame tradition began with John Heisman, who coached Clemson from 1900-03 and was Clemson's first inductee as part of the Class of 1954. Clemson coach and administrator Jess Neely was inducted in 1971. Frank Howard, Clemson's all-time winningest coach, followed with induction in 1989. Danny Ford, who led Clemson to the 1981 national championship at the age of 33, entered the Hall in 2017.
- Multi-sport legend Banks McFadden was the first Clemson player enshrined, earning induction in 1959. Two members of Clemson's 1981 national championship defense, Terry Kinard (2001) and Jeff Davis (2007), went on to earn induction after the turn of the century. Both members of Clemson's 1978 recruiting class, the duo made Clemson's 1978 recruiting class the first in ACC history to produce two Hall of Famers.
- Of the 5.47 million individuals who have played college football since Princeton first battled Rutgers



# THE CLEMSON FOOTBALL STANDARD

on Nov. 6, 1869, including the Class of 2021, only 1,038 players and 223 coaches have been immortalized in the Hall. Selection to the Hall of Fame puts these Clemson legends who earned the distinction in the top 0.02 percent of those ever to play or coach college football.

- Said Dabo Swinney of Spiller's 2021 induction: "For him to get in on his second attempt is such a compliment to the respect for his college football career... For me personally, he was my first five-star, my first first-rounder, my first Pro Bowler, and now my first College Football Hall of Famer. Hopefully there will be some more to come down the years, but it's only fitting that C.J. was the first. I'm really just super proud of him and happy for him."
- Clemson had a special night in New York City on Dec. 11, 2001. That evening, Terry Kinard was inducted into the College Football Hall of Fame and Kyle Young was a recipient of a National Football Foundation Scholar-Athlete Award. Clemson was the only school in the nation with one of each in 2001.

## NATIONAL HONORS

- Clemson has a history of decorated football players. It boasts 98 players who have earned first, second or third-team All-America honors in its history.
- Clemson has produced at least one consensus All-American in each of the last three years and in nine of Dabo Swinney's 12 full seasons as head coach. Last year, Travis Etienne joined Terrence Flagler and C.J. Spiller as the third running back in Clemson history to earn consensus honors.
- In 2019, linebacker Isaiah Simmons became the sixth unanimous All-American in Clemson history, joining Terry Kinard (1982), Gaines Adams (2006), C.J. Spiller (2009), Da'Quan Bowers (2010) and Christian Wilkins (2018).
- In 2018, Wilkins joined William Perry, Levon Kirkland, Anthony Simmons and Sammy Watkins as three-time All-Americans from Clemson. Clelin Ferrell joined Terry Kinard as the only two-time, first-team AP All-Americans in Clemson history with his second consecutive selection. Ferrell also won the Ted Hendricks Award as the nation's top defensive end, joining Da'Quan Bowers as one of two Hendricks Award winners in Clemson history.
- The 2019 season marked the second straight year in which Clemson captured ACC Player of the Year (Travis Etienne), Offensive Player of the Year (Etienne) and Defensive Player of the Year (Isaiah Simmons). It marked the fifth time that one team swept all three awards since the inception of the offensive and defensive honors in 1993, but it represented the first time a program had accomplished a sweep of the three awards in consecutive years.
- In 2018, Clemson swept honors for ACC Coach of the Year (Dabo Swinney), ACC Player of the Year (Etienne), ACC Offensive Player of the Year (Etienne) and ACC Defensive Player of the Year (Clelin Ferrell), becoming the first school to do so since Maryland in 2001. Expanded to include Trevor Lawrence's selection as Offensive Rookie of the Year, Clemson was the first program to secure all those conference honors since Florida State in 1997.
- Vic Beasley was a two-time first-team All-American and the first Tiger since Bennie Cunningham to be a two-time All-American, Clemson graduate and first-round pick (1976 NFL draft). Christian Wilkins and Clelin Ferrell later accomplished the feat in the 2019 draft, as did Travis Etienne in the 2021 draft.
- Sammy Watkins, who was the No. 4 overall pick of the 2014 NFL Draft, was the first player in Clemson history to be named a first-team All-American by at least one service in three different seasons. Wilkins became the second such player in school history in 2018.
- When Watkins was named a first-team All-American as a first-year freshman in 2011, he joined Georgia's

Herschel Walker (1980), San Diego State's Marshall Faulk (1991) and Oklahoma's Adrian Peterson (2004) as the only first-year freshmen non-kickers in history to earn AP First-Team All-America honors.

- Clemson has had eight players win 11 national position awards since 2010. Deshaun Watson won the Manning Award and the Davey O'Brien Award as the top quarterback in 2015 and 2016. He also won the Unitas Award in 2016 and the Chic Harley Award. He won the Archie Griffin Award as top player in the nation in 2015, and the award also collected by Trevor Lawrence in 2018. Wayne Allen won the Mackey Award as the top tight end in 2011 and Da'Quan Bowers won the Bronko Nagurski Award as the top defensive player in 2010. Bowers also won the Ted Hendricks Award in 2010, which Clelin Ferrell won in 2018. Ben Boulware won the Jack Lambert Award as the top linebacker in 2016. Christian Wilkins won the Willis Award as the top defensive lineman in 2017. Isaiah Simmons won the Butkus Award in 2019 as the nation's top linebacker.
- Clemson has had at least one All-American 41 of the last 44 years. In Dabo Swinney's 12 full seasons as head coach, he has had at least two All-Americans each year and 29 different players have made a first-team All-America squad. Sammy Watkins, Vic Beasley, Deshaun Watson, Clelin Ferrell, Christian Wilkins and Travis Etienne were all multi-time selections.
- Clemson has had at least one First-Team All-ACC player each of the last 44 years, the longest streak in ACC history. In 2019, Clemson had a league-leading 16 players named First, Second or Third-Team All-ACC, two shy of the program record set in 2018.
- Clemson had nine players named to the ACC's 50-Year Anniversary team, more than any other school. The nine players were Joe Bostic, Jerry Butler, Bennie Cunningham, Jeff Davis, Steve Fuller, Terry Kinard, Michael Dean Perry, William Perry and Anthony Simmons. All nine players were All-Americans during at least one season at Clemson and played in the NFL.
- Terry Kinard was the first Tiger gridders to win a national individual award. He was named 1982 national defensive player-of-the-year by CBS. That year (his senior season), he was a unanimous first-team All-American, the first unanimous All-American in Clemson football history. He was named to the ACC's 50-Year Anniversary team in 2002, and he was also listed among the top-50 athletes in the history of the ACC, regardless of sport.

## CHAMPIONSHIP TRADITION

- The Tigers were named national champions by every service in 1981, 2016 and 2018. In 1981, Clemson was the only school in the nation with a perfect record (12-0). It included three wins over top-10 teams (Georgia, Nebraska, North Carolina), the only team to beat three top-10 teams in 1981.
- The 1981 team had five All-Americans, including first-team selections Jeff Davis, Terry Kinard and Perry Tuttle. Thirty-one players on the 1981 squad were eventually drafted by the NFL and 22 players eventually played in the NFL. Twenty-three different players on the 1981 roster were First-Team All-ACC selections at one time during their Clemson careers.
- Clemson won its second national title in 2016 with a 14-1 record. The Tigers played the nation's toughest schedule that year, beating six teams that finished in the top 25 of the AP poll. Eleven Clemson opponents that year finished with a winning record. The Tigers defeated No. 3 Louisville, No. 2 Ohio State and No. 1 Alabama over the course of the season.
- Clemson earned its third national title in 2018 by becoming the first major college team to post a 15-0 record since Penn in 1897. Clemson won its final 10 games of the season by 20+ points and defeated No. 3 Notre Dame and No. 1 Alabama in the College Football Playoff by a combined score of 74-19.

- Since the ACC was formed, Clemson has more overall wins (514) and ACC wins (306 in regular season play) than any other school as a member.
- Clemson has won or been co-champions of the ACC Atlantic Division eight of the last 11 years (2009,11,12,15,16,17,18,19). Clemson also earned a Championship Game berth in a division-less season in 2020.
- Clemson won the 2011, 2015, 2016, 2017, 2018, 2019 and 2020 ACC Championships under Dabo Swinney. Clemson is 46-3 in ACC regular season play in the last six seasons while becoming the first team in ACC history to win six consecutive outright conference titles.
- In 2020, Clemson and Oklahoma's six-year streaks of outright conference titles made the two programs the first among current Power Five programs to win at least six straight outright titles since Oklahoma (12 from 1948-59) as part of the now-dissolved Big 8 Conference.
- All 12 of Clemson's signing classes since Swinney was named Clemson's full-time head coach have at least one ACC title to their credit in their four years at Clemson. Every signing class since 2012 has earned at least one College Football Playoff berth.
- In addition to its 20 ACC titles, Clemson won the Southern Conference title in 1940 and 1948 along with winning the Southern Intercollegiate Athletic Association in 1900, 1902, 1903 and 1906, giving the program 26 conference crowns, more than any other school in the ACC.

## NFL LEGACIES

- Brian Dawkins had his No. 20 retired by the Philadelphia Eagles during the 2012 season. Dawkins played 13 seasons for the Eagles and was named to the Pro Bowl seven times while playing for that franchise and nine times overall. He became Clemson's first enshrinee in the Pro Football Hall of Fame in August 2018.
- The late Dwight Clark had his No. 87 retired by the San Francisco 49ers after he finished his career in 1987. He was a starter on the 49ers' Super Bowl teams from the 1981 and 1984 seasons. He is most famous for his game-winning catch on a pass from Joe Montana against Dallas in the 1982 NFC Championship Game. Clark was the NFL MVP in the 1982 season, the only former Tiger to win NFL MVP honors.
- Charlie Waters was a three-time Pro Bowl pick with the Dallas Cowboys. He played on two Super Bowl teams.
- Waters and Jeff Bostic were both named to ESPN's 40-Man Roster of Greatest Super Bowl players, released prior to Super Bowl XL.
- The Perry brothers (William, Michael Dean) were starters on Clemson's 1984 defense. Both were named to the ACC's 50-Year Anniversary team in 2002. William played on Clemson's 1981 National Championship team as a freshman, then on the Super Bowl champion Bears of 1985. Michael Dean played in six Pro Bowls with Cleveland and Denver, second-most among former Tigers. Both were named ACC Player of the Year during their careers, William in 1984 and Michael Dean in 1987. They are the only brother combination in ACC history that can make that claim.

## NFL DRAFT PICKS

- Clemson has had at least one first-round draft choice in eight of the last nine years. Clemson is one of only three schools with at least one first-round pick in at least eight of the last nine drafts, alongside Alabama and Florida.
- In the 2019, 2020 and 2021 NFL Drafts, Clemson produced multiple first-round picks in three consecutive drafts for the first time in program history. Clemson and Alabama are the only schools to produce multiple first-round picks in each of the last three drafts.



# THE CLEMSON FOOTBALL STANDARD

- Clemson, Alabama and Ohio State are the only three schools with five or more picks in at least seven of the eight most recent drafts.
- Dabo Swinney has coached 69 draft picks since becoming Clemson's head coach, the second-most of any coach in the country in that span.
- In 2021, Trevor Lawrence became the program's first No. 1 overall pick, making Clemson the 51st program ever to produce a No. 1 pick. Clemson joined NC State and Florida State as the only ACC programs to have a No. 1 pick while a member of the conference (four other current ACC schools had No. 1 picks prior to joining the conference).
- With Trevor Lawrence and Travis Etienne both being selected by the Jacksonville Jaguars in the first round in 2021, the duo became the QB/RB duo from a single school ever drafted by the same team in the first round of an NFL Draft in the Common Draft era.
- In 2019, Clemson produced three players selected as defensive linemen from a single school in a single draft for the first time in NFL Draft history. (Note: In 2006, NC State's Mario Williams, Manny Lawson and John McCargo went with the Nos. 1, 22 and 26 picks, respectively, though Lawson was officially submitted as a linebacker.) Clemson's entire starting defensive line from 2018 was drafted in the first four rounds in a span of the draft's first 117 picks.
- Since 2013, Clemson has produced first-round picks from the QB, RB, WR, DE, DT, LB and DB position groups. The only other school with at least one first-rounder at all those positions in that span was Alabama.
- Clemson has had at least one player chosen by 29 of the 32 NFL franchises since 2003. The lone exceptions in that time frame are the Patriots, who last selected a Tiger in 1991, and the Panthers and Ravens, who have never selected a Clemson player.
- The 2020 NFL Draft was the final one to feature members of the starting lineup of Clemson's 2018 defense that led the nation in scoring defense en route to winning the national championship. Those 11 starters accounted for five first-round picks, a second-round pick, a third-round pick, two fourth-round picks, a college free agent signing and a rookie minicamp tryout

- invitee (plus two additional college free agent signings who were not primary starters).
- Clemson has produced 11 draft picks at wide receiver since the 2013 NFL Draft, the most in the country. The program has produced at least one receiver in eight of the last nine NFL Drafts, dating to DeAndre Hopkins' selection in 2013.
- Clemson has had at least one player selected in 19 consecutive drafts since 2003, representing the second-longest streak in school history behind a 24-year streak across the 1951-74 NFL Drafts.

## NFL INFLUENCE

- Thirty-one former Tigers have combined to win 39 Super Bowl championship rings, including most recently Tampa Bay Buccaneers punter Bradley Pinion and Kansas City Chiefs players Bashaud Breeland, Dorian O'Daniel and Sammy Watkins over the last two Super Bowls. Clemson's leader is Jeff Bostic, who started on three Super Bowl championship teams with Washington.
- Clemson's three members of the Chiefs' title-winning team two seasons ago represented three of the 46 players (6.5 percent) on Kansas City's active game day roster for the Super Bowl. Clemson and Oklahoma (three each) were the most represented schools on the squad. Clemson's three members of the Super Bowl champions tied for the second-most in school history, matching the 1981 49ers and 1986 Giants. It was Clemson's most members of a Super Bowl championship team since setting a school record for the 1987 NFL season, when Obed Ariri, Dan Benish, Jeff Bostic and K.D. Dunn all contributed to Washington's second Super Bowl championship.
- Clemson has had a former player on a Super Bowl championship team in 11 of the last 23 years.
- Grady Jarrett had 3.0 sacks for the Atlanta Falcons against Tom Brady and the Patriots in the Super Bowl LI after the 2016 season.
- Brian Dawkins retired in 2011 as one of the great safeties in the history of the game and was inducted into the Pro Football Hall of Fame in 2018. A 1996 Clemson graduate, Dawkins was an All-American on Clemson's 1995 team when he finished the season

- 10th in the nation in interceptions. He became the first player in NFL history in 2002 to register a sack, interception, recovered fumble and receiving touchdown in the same game. He was named to the Pro Bowl nine times in his career, including the 2012 Pro Bowl after his final season. He was named to the Pro Bowl more than any other former Tiger.
- Levon Kirkland was named to the NFL All-Decade team (1990s) for his play with the Pittsburgh Steelers. Dawkins was named to the All-Decade team for the 2000s for his play with the Philadelphia Eagles.

## POLL PRESENCE

- Clemson has finished in the top four of the AP poll each of the last six years, a first in Tiger history. Dabo Swinney became the fourth coach to record at least six consecutive top-four finishes since the AP poll began in 1936, an exclusive list that includes Florida State's Bobby Bowden (13), Southern California's Pete Carroll (7) and Oklahoma's Bud Wilkinson (6).
- Clemson's streak represents the fifth time a program has had a run of at least six top four finishes in the AP Poll. Miami (Fla.) had a seven-year run from 1986-92 with two different head coaches leading the program.
- The 2020 season marked the 34th year that Clemson was ranked in the final AP poll. It was the 13th time in the last 16 years – and 10th straight year – that Clemson was ranked in the final poll.
- Clemson enters 2021 with a school-record streak of 102 consecutive AP top-25 rankings, including 93 polls in a row in the top 10, tied with Alabama for the nation's longest active streak. The 93-poll streak in the top 10 is tied for the third-longest in poll history, behind Miami (137 from 1985-93) and Nebraska (96 from 1993-98).
- Clemson was in the top 20 of all the final polls from 1986-91, a six-year streak. The Tigers had two losses in each of those six years. Clemson is in the midst of a school-record nine-year streak of top-20 finishes.
- The Tigers have beaten an AP-ranked opponent 31 of last 35 years, including 45 top-25 wins in the last 18 years. Dabo Swinney has recorded 35 top-25 wins in his 12-plus years at the helm, already a Tiger record.
- Clemson beat four top-25 teams in 2015 and five in 2016. The 2017 team broke that record with six. The last six years have seen 13 wins over top-10 teams from Notre Dame, North Carolina, Oklahoma, Louisville, Ohio State, Alabama and Miami (Fla.).



DEANDRE HOPKINS (LEFT) AND ISAIAH SIMMONS (RIGHT) ARE TWO OF 36 FIRST-ROUND DRAFT SELECTIONS FROM CLEMSON.

## TOP-FIVE POLL SUPERLATIVES

### LONGEST STREAKS OF AP TOP-FIVE FINISHES

Rk	School	Streak	Years	Coach(es)
1.	Florida State	14	1987-00	B. Bowden
2.	Southern California	7	2002-08	P. Carroll
	Miami (Fla.)	7	1986-92	J. Johnson (3), D. Erickson (4)
	Oklahoma	7	1952-58	B. Wilkinson
5.	Clemson	*6	2015-20	D. Swinney
	Oklahoma	6	1971-76	C. Fairbanks (2), B. Switzer (4)
7.	Alabama	5	2014-18	N. Saban
	Notre Dame	5	1966-70	A. Parseghian

\* - active streak

### ACTIVE AP POLL TOP-FIVE STREAKS

Rk	School	Streak	Started
1.	Clemson	56	2017
2.	Alabama	17	2020
3.	Notre Dame	14	2020
4.	Ohio State	11	2020
5.	Texas A&M	8	2020

### ALL-TIME AP POLL TOP-FIVE STREAKS

Rk	School	Streak	Years
1.	Alabama	68	2015-19
2.	Clemson	*56	2017-20
3.	Miami (Fla.)	55	2000-03
4.	Alabama	48	2011-13
	Ohio State	48	1973-76
	Oklahoma	48	1953-57

\* - active streak



# 1981 NATIONAL CHAMPIONSHIP SEASON



## NOTES

- Clemson won its first national title in any sport and the first for the ACC in football in 28 years.
- Clemson had five different players earn All-America honors, at the time more than any other Tiger team in history.
- There was no controversy concerning the voting of the National Champion in 1981. Clemson ended the season as the only undefeated, untied team and was the only team with three top-10 wins.
- Head Coach Danny Ford (age 33 at the time) remains the youngest head coach in history to win the National Championship.
- Clemson forced 41 turnovers in the 12 games, still a school record for turnovers forced in a season.
- During one stretch in the season, the Clemson defense held the opposition without a touchdown for 18 consecutive quarters and no opponent scored a rushing touchdown against Clemson during the first seven games of the season.
- Clemson won the national title in 1981 after going 6-5 the previous year. The Tigers were unranked in every preseason poll.
- Clemson's victory improvement of 5.5 games from the 1980 season to the 1981 season was the largest improvement in the nation.
- Only one team (Wofford) had more time of possession in a game against Clemson all season.
- Clemson had the lead at the end of the first quarter in only four of the 12 games.
- Clemson scored 316 points during the regular season of 1981, the exact same total Georgia scored during its

## 1981 TIGERS IN THE NFL

Player	Pos.	Pro Bowls	S.B. Champ.	Draft Round	NFL Years
Cliff Austin	TB	---	---	3	5
Dan Benish	DT	---	1	FA	6
Jeff Bryant	DT	---	---	1	12
Brian Clark	OT	---	---	12	1
Kenny Danforth	SS	---	---	FA	1
Billy Davis	DB	---	---	FA	1
Jeff Davis	LB	---	---	5	6
Ty Davis	DB	---	1	3	3
K.D. Dunn	TE	---	---	5	3
Dale Hatcher	P	1	---	3	7
Andy Headen	OLB	---	1	8	6
Donald Igwebuike	PK	---	---	10	6
Homer Jordan	QB	---	---	FA	1
Terry Kinard	FS	1	1	1	8
Kevin Mack	FB	2	---	1	9
Jeff McCall	FB	---	1	7	1
Chuck McSwain	RB	---	---	5	3
Rod McSwain	DB	---	---	3	7
William Perry	MG	---	1	1	10
Reggie Pleasant	DB	---	---	6	2
Johnny Rembert	OLB	1	---	4	10
Perry Tuttle	WR	---	---	1	3

## FINAL 1981 AP POLL

Rk	Team	Head Coach	W-L
1.	Clemson	* Danny Ford	12-0
2.	Texas	Fred Akers	10-1-1
3.	Penn State	* Joe Paterno	10-2
4.	Pittsburgh	Jackie Sherrill	11-1
5.	SMU	Ron Meyer	10-1
6.	Georgia	* Vince Dooley	10-2
7.	Alabama	* Bear Bryant	9-2-1
8.	Miami (Fla.)	Howard Schnellenberger	9-2
9.	North Carolina	Dick Crum	10-2
10.	Washington	* Don James	10-2
11.	Nebraska	* Tom Osborne	9-3
12.	Michigan	* Bo Schembechler	9-3
13.	Brigham Young	* LaVell Edwards	11-2
14.	Southern California	* John Robinson	9-3
15.	Ohio State	* Earle Bruce	9-3
16.	Arizona State	Darryl Rogers	9-2
17.	West Virginia	* Don Nehlen	9-3
18.	Iowa	* Hayden Fry	8-4
19.	Missouri	Warren Powers	8-4
20.	Oklahoma	* Barry Switzer	7-4-1

\* - in College Football Hall of Fame

11-game regular season of 1980, the year the Bulldogs won the National Championship.

- Good health was a big reason for Clemson's success in the 1981 season. Only five different starters missed any games during the entire season and no player missed more than two games all year. A collective total of only eight games were missed by five starters during the 1981 season.
- No opponent had a carry longer than 26 yards and no opponent had a play over 30 yards. The longest touchdown play against Clemson was 25 yards, on a halfback option pass from Mike Rozier to Anthony Steels (Nebraska) in the Orange Bowl.
- During offseason conditioning in the summer of 1981, Strength Coach George Dostal constructed a simple sign for his strength training facility... "1982 Orange Bowl, Clemson vs. Nebraska."
- The Clemson senior student who was in charge of pep rallies in 1981 was former CBS This Morning anchor Jane Robelot.
- The day after Clemson won at North Carolina, placekicker Donald Igwebuike flew to Maryland, where Clemson's No. 3 soccer team beat Maryland 4-0 to clinch the ACC title. Igwebuike played on two ACC title teams that fall, both of which finished in the top 10 in the nation.

## RECORDS SET IN 1981 THAT STAND TODAY

- Points vs. ACC opponent (82 vs. Wake Forest, 10/31)
- Rushing yards in the modern era (536 vs. Wake Forest, 10/31)
- Third-down conversion percentage in a game (100.0 (12-12) vs. Wake Forest, 10/31)
- Turnovers forced in a game (9 vs. Georgia, 9/19)

- Wins over top-10 teams in a season (3)
- Turnovers forced in a season (41)

## TEAM HONORS & AWARDS

- AP National Champion
- UPI National Champion
- Sporting News National Champion
- Sports Illustrated National Champion
- Football Writers Association National Champion
- Football Coaches Association National Champion
- Washington Touchdown Club National Champion
- Chicago Tribune Fans National Champion
- Orange Bowl Champion
- ACC Champion
- Nation's most improved team (+5.5 games)
- Second in the nation in scoring defense
- Seventh in the nation in rushing defense
- Seventh in the nation in turnover margin
- Eighth in the nation in total defense

## HEAD COACH DANNY FORD

- Football Writers Association National Coach-of-the-Year
- UPI National Coach-of-the-Year
- American Football Coaches Association National Coach-of-the-Year
- WTBS National Coach-of-the-Year
- Washington Touchdown Club National Coach-of-the-Year
- ACC Coach-of-the-Year

## ALL-AMERICANS

- Jeff Bryant - 2nd (Football News)
- Jeff Davis - 1st (Football News, FWAA, Kodak, UPI), 2nd (AP)
- Terry Kinard - 1st (AP, FWAA, NEA, WTBS)
- Lee Nanney - 2nd (UPI)
- Perry Tuttle - 1st (NEA, Sporting News), 2nd (Football News)



# 2016 NATIONAL CHAMPIONSHIP SEASON



## NOTES

- National champions for the second time in school history, including the first time since 1981.
- The Tigers finished with a 14-1 record after defeating previously-undefeated and top-ranked Alabama 35-31 in the CFP National Championship Game on Jan. 9. Clemson's 14 wins tied the FBS record for victories in a season. It was the second year both Alabama and Clemson finished with 14-1 records.
- Clemson won the national championship while playing the nation's most difficult schedule according to the NCAA. Tiger opponents were 107-51 (.677) when not playing Clemson.
- Clemson was just the sixth national champion (since 1977) to have played the nation's most difficult schedule the season it won the title.
- Clemson defeated 11 FBS schools that finished the season with a winning record, including five that totaled 10+ wins and six who finished in the top 25 of the AP poll. Those schools were No. 2 Alabama, No. 6 Ohio State, No. 8 Florida State, No. 16 Virginia Tech, No. 21 Louisville and No. 24 Auburn. The six wins over teams that finished in the AP top 25 were the most in school history.
- For the sixth straight year, Clemson finished at least the same in its final poll as its preseason ranking by AP. Clemson was No. 2 in the preseason AP and coaches polls, then finished No. 1.
- Clemson beat top-ranked Alabama to win the national title, the first time Clemson defeated the No. 1 team. In the CFP semifinal, Clemson defeated No. 2 Ohio State 31-0. It marked the first time Clemson beat a No. 2 ranked team. Clemson was 0-9 in history when playing teams ranked in the top two, then defeated both in consecutive games just nine days apart.
- Clemson defeated No. 3 Louisville earlier in the season, giving Clemson wins over the No. 1, No. 2 and No. 3 teams.
- Clemson was never ranked No. 1 until the final poll and had to defeat a team (Alabama) that had been ranked No. 1 in every poll entering the playoff. It marked the first time a team defeated an opponent in the championship game who had been No. 1 in every poll since 2006, when Florida defeated Ohio State to win the national championship. It also happened in 2005, when Texas defeated Southern California, and in 1983, when Miami (Fla.) defeated Nebraska.
- Clemson was the first non-SEC team to beat Auburn and Alabama in the same year since 1990, when Southern Mississippi achieved the distinction.
- Clemson had a 3-0 record against SEC teams, the first time the Tigers defeated three SEC teams in one season.
- Clemson defeated Auburn, Florida State, Ohio State and Alabama, the programs that had combined to win each of the previous seven national championships.

## FINAL 2016 AP POLL

Rk	Team	W-L	Points	Head Coach
1.	Clemson	14-1	1500	Dabo Swinney
2.	Alabama	14-1	1440	Nick Saban
3.	Southern California	10-3	1292	Clay Helton
4.	Washington	12-2	1277	Chris Petersen
5.	Oklahoma	11-2	1252	Bob Stoops
6.	Ohio State	11-2	1240	Urban Meyer
7.	Penn State	11-3	1130	James Franklin
8.	Florida State	10-3	1105	Jimbo Fisher
9.	Wisconsin	11-3	1032	Paul Chryst
10.	Michigan	10-3	1001	Jim Harbaugh
11.	Oklahoma State	10-3	920	Mike Gundy
12.	Stanford	10-3	730	David Shaw
13.	LSU	8-4	651	Ed Orgeron
14.	Florida	9-4	640	Jim McElwain
15.	Western Michigan	13-1	619	P.J. Fleck
16.	Virginia Tech	10-4	610	Justin Fuente
17.	Colorado	10-4	585	Mike MacIntyre
18.	West Virginia	10-3	368	Dana Holgersen
19.	South Florida	11-2	358	Willie Taggart
20.	Miami (Fla.)	9-4	338	Mark Richt
21.	Louisville	9-4	277	Bobby Petrino
22.	Tennessee	9-4	253	Butch Jones
23.	Utah	9-4	222	Kyle Whittingham
24.	Auburn	8-5	206	Gus Malzahn
25.	San Diego State	11-3	113	Rocky Long

- Clemson's 49-point win over South Carolina was the largest margin of victory by an ACC team over an SEC team in history. It was Clemson's third straight win over its rival.
- Clemson won the ACC championship for the second consecutive year, the first time in 28 years the Tigers won back-to-back league titles.
- The Tigers defeated a school-record five top-25 teams, including three top-three teams for the first time. Clemson finished the season with three straight wins over top-25 teams, the second time the program did that.
- Clemson joined Alabama as the only schools to advance to the College Football Playoff in consecutive years.
- Clemson had nine First-Team All-ACC players, the most for the program since 1991.
- Sixteen of Clemson's starting 22 made an All-ACC team. Clemson had five more All-ACC selections than any other team.
- Seven different players were named first, second or third-team All-American, most in school history.
- Clemson showed an ability to win close games. The Tigers were 7-1 in games decided by seven points or less, establishing a school mark for wins by seven points or less in a season.
- The Tigers posted an 8-0 record away from home, the school's best mark for wins away from home in a season. Clemson had a 5-0 record on the opponents' home fields.

- Clemson opened the season with a win at Auburn, Clemson's first win there since 1950. It was first time Clemson opened the season with a road win over a current SEC team since 1903.
- Clemson left a game at Georgia Tech with a perfect record for the first time since 1903. Clemson had lost 11 straight when entering a game at Georgia Tech unbeaten.
- Clemson opened the season ranked No. 2 in the AP poll, its highest preseason ranking in school history.
- Clemson defeated Florida State in Tallahassee, just the second win for the program at Florida State since 1989.
- Clemson was honored for its graduation success rate of over 90 percent by AFCA.
- Clemson defeated Alabama for the first time since 1905.
- Dabo Swinney became the first head coach to win the national championship by defeating his alma mater.
- Dabo Swinney joined Bud Wilkinson as the only people to play on and serve as head coach of an AP national champion.
- Dabo Swinney won the Bear Bryant National Coach-of-the-Year Award, the first coach to win it in consecutive years.
- Clemson ended Alabama's 26-game winning streak, the longest winning streak Clemson has ended in its history. The 26-game streak was the third longest in SEC history and longest since the Crimson Tide had a 28-game winning streak from 1978-80.
- Clemson trailed 24-14 entering the fourth quarter. Nick Saban had been 97-0 with a 10-point lead in the fourth quarter.
- Nick Saban was 5-0 in national championship games and 12-1 in national or league championship games prior to the contest.
- Clemson ended Alabama's FBS record-tying 16-game winning streak against AP top-25 opponents.
- Nick Saban was 106-6 when leading at halftime at Alabama. Clemson overcame a 14-7 halftime deficit.

## ALL-AMERICANS

- **Ben Boulware** - 2nd (AFCA, FWAA, USA Today, Walter Camp), 3rd (AP)
- **Jordan Leggett** - 2nd (AFCA, CBS)
- **Cordrea Tankersley** - 1st (USA Today), 3rd (AP)
- **Carlos Watkins** - 1st (CBS), 2nd (AP)
- **Dashaun Watson** - 2nd (AFCA, AP, Sporting News, Sports Illustrated, Walter Camp)
- **Christian Wilkins** - 1st (AFCA, FWAA), 2nd (Sporting News, Walter Camp), 3rd (AP)
- **Mike Williams** - 2nd (Phil Steele, Walter Camp)



# 2018 NATIONAL CHAMPIONSHIP SEASON



## NOTES

- Clemson won its third football national championship in school history, joining the 1981 and 2016 squads. It marked the sixth national championship in any sport in Clemson history.
- Clemson had a 15-0 record, becoming the first team to accomplish the feat since Penn in 1897.
- Clemson became the second team to win multiple national championships in the College Football Playoff era since 2014 (Alabama).
- Clemson broke the school record of 14 wins, a mark previously shared with the 2015 and 2016 Tigers.
- Clemson finished its sixth undefeated season (1900, 1906, 1948, 1950, 1981, 2018) and fourth perfect season (1900, 1948, 1981, 2018) in school history.
- Clemson became the 20th team in AP poll history to finish a season as the AP No. 1 despite never appearing at No. 1 at any point of the regular season (2018 Clemson, 2016 Clemson, 2015 Alabama, 2014 Ohio State, 2011 Alabama, 2006 Florida, 2005 Texas, 2002 Ohio State, 1992 Alabama, 1989 Miami (Fla.), 1987 Miami (Fla.), 1986 Penn State, 1983 Miami (Fla.), 1982 Penn State, 1977 Notre Dame, 1973 Notre Dame, 1970 Nebraska, 1965 Alabama, 1964 Alabama, 1946 Notre Dame).
- Clemson won the ACC title for the fourth year in a row, marking the first time in ACC history a school won four consecutive outright league titles. The Tigers joined Florida (1993-96) as the only teams to win four consecutive Power Five Conference championship games.
- Clemson posted a 15-0 record against a schedule that included a school-record 12 games against teams who finished with winning records. The Tigers played the nation's most difficult schedule, as their opponents had a 120-57 record (.642) when not playing them.
- Clemson was in the top four of every CFP poll in 2018, including a No. 2 ranking entering the bowl games, ending the season having been ranked in the top four in 24 consecutive CFP polls.
- Clemson ranked in the top four of all 15 AP and USA Today Coaches polls for the first time in school history.
- Clemson won a school-record 13 of 15 games by at least 20 points, surpassing 2013 Florida State (12) for the most by any team since 2000. Clemson won its final 10 games by 20 points or more.
- Clemson won by an average margin of 31.1 points per game, the best margin in the nation and the second-largest in school history, trailing only a 35.3-point average margin in 1901, a season in which Clemson won one of its five games by a score of 122-0.
- Clemson played an average of 72.5 players per game in 2018, the most of any team in the AP Top 25. No other College Football Playoff participant averaged more than 56 players per game (Alabama, 55.7; Notre Dame, 54.4; Oklahoma, 52.4).

## FINAL 2018 AP POLL

Rk	Team	W-L	Points	Head Coach(es)
1.	Clemson	15-0	1525	Dabo Swinney
2.	Alabama	14-1	1462	Nick Saban
3.	Ohio State	13-1	1364	Urban Meyer, Ryan Day
4.	Oklahoma	12-2	1356	Lincoln Riley
5.	Notre Dame	12-1	1286	Brian Kelly
6.	LSU	10-3	1119	Ed Orgeron
7.	Florida	10-3	1103	Dan Mullen
	Georgia	11-3	1103	Kirby Smart
9.	Texas	10-4	1076	Tom Herman
10.	Washington State	11-2	959	Mike Leach
11.	UCF	12-1	898	Josh Heupel
12.	Kentucky	10-3	820	Mark Stoops
13.	Washington	10-4	806	Chris Petersen
14.	Michigan	10-3	745	Jim Harbaugh
15.	Syracuse	10-3	683	Dino Babers
16.	Texas A&M	9-4	552	Jimbo Fisher
17.	Penn State	9-4	492	James Franklin
18.	Fresno State	12-2	466	Jeff Tedford
19.	Army West Point	11-2	418	Jeff Monken
20.	West Virginia	8-4	296	Dana Holgorsen
21.	Northwestern	9-5	284	Pat Fitzgerald
22.	Utah State	11-2	188	Matt Wells
23.	Boise State	10-3	184	Bryan Harsin
24.	Cincinnati	11-2	171	Luke Fickell
25.	Iowa	9-4	120	Kirk Ferentz

- Clemson was second in the nation in yards per rush (6.57) and first in the nation in yards per rush allowed (2.51), becoming the first program since at least 2009 to rank in the top two in both categories in a single season.
- Clemson tied team records in wins at home (seven), on the road (five), away from home (eight), in regular season conference play (eight) and against conference opponents (nine).
- Clemson posted a 5-0 record in road games, joining Northwestern as only teams in the nation to go 5-0 on the road. It marked the sixth time in school history (and the third time in four years) Clemson was 5-0 on the road.
- Clemson completed the four-year span with a 55-4 record, a school and ACC record that tied 2015-18 Alabama for the most wins in a four-year span in FBS history.
- With a victory over South Carolina in November, Clemson reached 100 wins in a decade for the first time in program history.
- Clemson featured five First-Team All-ACC selections and a total of 18 who made first, second or third team, more than any other school and the most in a season in school history.
- Clemson produced seven players who made an All-America team, second most in a season in school history. That included a record five first-team selections by at least one of the five major teams, the most first-team All-Americans in one season in school history.

- Clemson set a school record with 44.3 points per game, ahead of the previous record of 41.0 set in 2012. The Tigers reached 27 points in 15 straight games, a school record.
- Clemson scored a school-record 664 points, becoming the second team in ACC history to score 650 points in a single season (Florida State, 723 in 2013).
- Clemson broke the school and ACC record of 7,718 yards of offense, set in 2015, by recording 7,908 yards of offense.
- Clemson posted a school-record 527.2 yards per game, which included a record 15 games with 400 or more yards and a record-tying three 600-yard games. The Tigers set a school record by averaging 7.35 yards per play, shattering the previous record of 6.5 from 2006.
- Clemson led the country in scoring defense (13.1) for the first time in school history.
- Clemson set a school record with 54 sacks, breaking the mark held by the 2016 team (49). The 54 sacks were the third-most by any FBS team in a season since 2000.
- Clemson led the nation in sacks and tied for the national lead in tackles for loss (136).
- Clemson won the AFCA Academic Achievement Award for the first time in school history, becoming just the third program to win it and the national championship in the same year since the award began in 1981 (Notre Dame 1988 and Alabama 2017).
- In addition to the on-field success, Clemson produced team records in team GPA and number of players with recording a 3.0 or better GPA (66).
- Clemson placed seven players on the All-ACC Academic team, tied for second-most in school history and one shy of the school record.
- Christian Wilkins won the William V. Campbell Trophy from the National Football Foundation, the first Clemson player to win the award known colloquially as the Academic Heisman. He joined Barrett Jones (2012 Alabama), Joaquin Gonzales (2001 Miami), Danny Wuerffel (1996 Florida) and Rob Zatechka (1994 Nebraska) as the only players to win the Campbell Trophy and a national championship in the same season.

## ALL-AMERICANS

- **Travis Etienne** - 1st (Sporting News), 2nd (AFCA, AP, FWAA, Walter Camp)
- **Clelin Ferrell** - 1st (AFCA, AP, Sporting News, Walter Camp)
- **Mitch Hyatt** - 1st (AFCA, AP, FWAA, Walter Camp), 2nd (Sporting News)
- **Tre Lamar** - 2nd (AFCA)
- **Dexter Lawrence** - 1st (AFCA)
- **Trayvon Mullen** - 2nd (AFCA)
- **Christian Wilkins** - 1st (AFCA, AP, FWAA, Sporting News, Walter Camp)



# MEDIA INFORMATION

## CLEMSON ATHLETIC COMMUNICATIONS

Press Box Phone Number: ..... 864-654-3326  
Office Address: ..... P.O. Box 31; Clemson, SC 29633  
Shipping Address: ..... Jervy Athletic Center;  
..... 100 Perimeter Road; Clemson, SC 29633

### CREDENTIALS

Arrangements for media credentials for Clemson's home football games must be made through the Clemson athletic communications office. Requests by accredited media members should be made through the Sports Systems online credentialing system. Contact **Chandler Simpson** (mcsimp2@clemson.edu) or any member of the athletic communications team for more information.

Clemson's media credential policy is available in full at [ClemsonTigers.com/MediaPolicy](http://ClemsonTigers.com/MediaPolicy). Priority for the issuance of credentials will be given to national publications, daily newspapers, radio stations, television stations and online outlets which cover Clemson football or our opponent on a regular basis. Due to space limitations, credential quantities may be limited to a number lower than the total requested. Should demand exceed supply, student publications, radio stations and websites that do not regularly cover Clemson or our opponent, may be limited to one working media credential and/or one sideline photo pass. Weekly publications, non-broadcasting radio representatives and other online-only outlets may not be granted credentials.

Other credential requests will be filled on a space-available basis. Non-working spouses, dates, relatives, non-workers and anyone 16 years of age or younger are not permitted in the press box. Media credentials must be requested at least 72 hours prior to the game.

Media credential holders in the press box who are not actively covering the game, or credential wearers on the sideline who are not on assignment, will be asked to leave those respective areas. Press box or sideline security will be contacted should the credential wearer not comply. Credentials used in an unauthorized manner will be revoked immediately, and organizations who allow credentials to fall into improper hands will have credentials revoked for the rest of the year or the succeeding year, at the university's discretion.

### EMAIL DISTRIBUTION LIST

Notes, stats, stories and other information are emailed out on a weekly basis from the athletic communications office. Media members may contact **Brian Hennessy** (bhennes@clemson.edu) to be put on the email list.

### PARKING

A limited number of season and individual-game parking spaces reserved for the media are available. Requests for media parking passes should be specified with credential requests. Due to space limitations, not all requests will be fulfilled.

Additionally, no motorhomes, campers or oversized vehicles will be permitted in media parking. Parking pass requests for satellite trucks should be made at least one week in advance.



### PHOTOGRAPHERS & VIDEOGRAPHERS

Clemson follows guidelines established by the NCAA communications committee and ACC regarding sideline control to make certain the sideline is a working media area.

The following guidelines are adhered to:

- 1) Each photographer and runner is required to wear a photo vest.
- 2) Photo vests must be secured at the photographer's credential pickup at the entrance to the press box. Both the credential and the photo vest must be worn on the field.
- 3) Prior to kickoff while recruits are present, photographers are not allowed south of the goalpost in the west endzone nor west of the south sideline 50-yard line.
- 4) After kickoff, no photographers are permitted in the bench area nor on the playing field.
- 5) Photo assistants or others holding a "sideline" pass must remain out of the photo area immediately adjacent to the playing field. This will make certain that photographers/videographers have the appropriate working area.
- 6) Tripods are not permitted on the sidelines.
- 7) The areas behind the team benches are considered bench areas and are to be used only for the passage between the north and south sidelines. This area may not be used as a photo zone.

### PRESS BOX

The Bob Bradley Press Box is located on the first floor on the south side of Memorial Stadium. All radio and television booths, in addition to the press area, are on the same level. Photographers are encouraged to use the space available at field level, accessible in the visiting tunnel adjacent to the visitor locker room.

### INTERVIEW REQUESTS

All requests to speak with players, coaches and staff should be directed to **Ross Taylor** (rt5@clemson.edu) or a member of the Clemson athletic communications staff. Members of the media who reach out directly to players, coaches or staff without prior approval of Clemson staff may face suspension or revocation of credentials.

### SOCIAL MEDIA

The official Clemson football social media accounts for Twitter, Instagram and Facebook are all @ClemsonFB. Fans can find us on YouTube at Clemson Tigers.

### WEBSITE

Visit the official website of Clemson University athletics, [ClemsonTigers.com](http://ClemsonTigers.com). The site provides updated statistics, game notes and other pertinent football information to visitors, as well as live statistics and audio links for all of Clemson's football games.

### WEEKLY PRESS CONFERENCE

**Dabo Swinney's** weekly press conference is Tuesdays in Allen N. Reeves Football Complex. The media interviews **Swinney** from 11 a.m. to approximately 11:45 a.m. Players are available after **Swinney's** press conference, depending on class schedules. Contact **Ross Taylor** for player requests by Sunday at 4 p.m.

Player interviews are Monday (10 a.m. to 2 p.m.) in Allen N. Reeves Football Complex and Tuesday at the press conference. We attempt to get all player interviews completed by the end of the day on Tuesday.

### WILL CALL

Media will call is operated on gamedays outside of gate 16 at Memorial Stadium (south side of stadium) for the distribution of credentials. Proper identification is required.

## CLEMSON FOOTBALL ATHLETIC COMMUNICATIONS STAFF



**ROSS TAYLOR**  
Primary Contact  
rt5@clemson.edu



**BRIAN HENNESSY**  
Secondary Contact  
bhennes@clemson.edu



**CHANDLER SIMPSON**  
Credentials  
mcsimp2@clemson.edu



**JEFF KALLIN**  
Associate Athletic Director  
kallin@clemson.edu



# ACC SCHEDULE

## THURSDAY, SEPT. 2

South Florida at NC State ACCN 7:30 p.m.

## FRIDAY, SEPT. 3

North Carolina at Virginia Tech ESPN 6 p.m.  
Duke at Charlotte CBSN 7 p.m.  
Old Dominion at Wake Forest ACCN 7 p.m.

## SATURDAY, SEPT. 4

Colgate at Boston College ACCN Noon  
Miami (Fla.) vs. Alabama\* ABC 3:30 p.m.  
Massachusetts at Pittsburgh ACCN 4 p.m.  
Syracuse at Ohio CBSN 7 p.m.  
Georgia vs. Clemson^ ABC 7:30 p.m.  
Northern Illinois at Georgia Tech ACCN 7:30 p.m.  
William & Mary at Virginia RSN 7:30 p.m.

## SUNDAY, SEPT. 5

Notre Dame at Florida State ABC 7:30 p.m.

## MONDAY, SEPT. 6

Louisville vs. Ole Miss\* ESPN 8 p.m.

## FRIDAY, SEPT. 10

North Carolina A&T at Duke ACCN 8 p.m.

## SATURDAY, SEPT. 11

Illinois at Virginia ACCN 11 a.m.  
Kennesaw State at Georgia Tech RSN Noon  
Pittsburgh at Tennessee ESPN Noon  
Norfolk State at Wake Forest ACCN Noon  
Rutgers at Syracuse ACCN 2 p.m.  
Middle Tennessee at Virginia Tech ACCN 2 p.m.  
South Carolina State at Clemson ACCN 5 p.m.  
Eastern Kentucky at Louisville ACCN 5 p.m.  
App State at Miami (Fla.) 7 p.m.  
NC State at Mississippi State 7 p.m.  
Georgia State at North Carolina RSN 7:30 p.m.  
Jacksonville State at Florida State ACCN 8 p.m.  
Boston College at Massachusetts TBA

## FRIDAY, SEPT. 17

UCF at Louisville ESPN 7:30 p.m.

## SATURDAY, SEPT. 18

Boston College at Temple Noon  
Michigan State at Miami (Fla.) Noon  
Western Michigan at Pittsburgh RSN Noon  
Albany at Syracuse ACCN Noon  
Virginia Tech at West Virginia FS1 Noon  
Georgia Tech at Clemson 3:30 p.m.  
Florida State at Wake Forest 3:30 p.m.  
Northwestern at Duke ACCN 4 p.m.  
Furman at NC State RSN 7:30 p.m.  
Virginia at North Carolina ACCN 7:30 p.m.

## FRIDAY, SEPT. 24

Wake Forest at Virginia ESPN 7 p.m.  
Liberty at Syracuse ACCN 8 p.m.

## SATURDAY, SEPT. 25

Missouri at Boston College TBA  
Clemson at NC State TBA  
Kansas at Duke TBA  
Louisville at Florida State TBA  
North Carolina at Georgia Tech TBA  
Central Connecticut State at Miami (Fla.) TBA  
New Hampshire at Pittsburgh TBA  
Richmond at Virginia Tech TBA

## THURSDAY, SEPT. 30

Virginia at Miami (Fla.) ESPN 7:30 p.m.

## SATURDAY, OCT. 2

Boston College at Clemson TBA  
Duke at North Carolina TBA  
Syracuse at Florida State TBA  
Pittsburgh at Georgia Tech TBA  
Louisville at Wake Forest TBA  
Louisiana Tech at NC State TBA

## SATURDAY, OCT. 9

Georgia Tech at Duke TBA  
Florida State at North Carolina TBA  
Virginia at Louisville TBA  
Wake Forest at Syracuse TBA  
Notre Dame at Virginia Tech TBA

## FRIDAY, OCT. 15

Clemson at Syracuse ESPN 7 p.m.

## SATURDAY, OCT. 16

NC State at Boston College TBA  
Duke at Virginia TBA  
Miami (Fla.) at North Carolina TBA  
Pittsburgh at Virginia Tech TBA

## SATURDAY, OCT. 23

Boston College at Louisville TBA  
Clemson at Pittsburgh TBA  
Massachusetts at Florida State TBA  
Georgia Tech at Virginia TBA  
NC State at Miami (Fla.) TBA  
Syracuse at Virginia Tech TBA  
Wake Forest at Army West Point TBA

## SATURDAY, OCT. 30

North Carolina at Notre Dame NBC 7:30 p.m.  
Boston College at Syracuse TBA  
Florida State at Clemson TBA  
Duke at Wake Forest TBA  
Virginia Tech at Georgia Tech TBA  
Louisville at NC State TBA  
Miami (Fla.) at Pittsburgh TBA  
Virginia at Brigham Young TBA

## FRIDAY, NOV. 5

Virginia Tech at Boston College ESPN 7:30 p.m.

## SATURDAY, NOV. 6

Clemson at Louisville TBA  
Pittsburgh at Duke TBA  
NC State at Florida State TBA  
Georgia Tech at Miami (Fla.) TBA  
Wake Forest at North Carolina TBA

## THURSDAY, NOV. 11

North Carolina at Pittsburgh ESPN 7:30 p.m.

## SATURDAY, NOV. 13

Boston College at Georgia Tech TBA  
UConn at Clemson TBA  
Duke at Virginia Tech TBA  
Miami (Fla.) at Florida State TBA  
Syracuse at Louisville TBA  
NC State at Wake Forest TBA  
Notre Dame at Virginia TBA

## THURSDAY, NOV. 18

Louisville at Duke ESPN 7:30 p.m.

## SATURDAY, NOV. 20

Georgia Tech at Notre Dame NBC 2:30 p.m.  
Florida State at Boston College TBA  
Wake Forest at Clemson TBA  
Virginia Tech at Miami (Fla.) TBA  
Wofford at North Carolina TBA  
Syracuse at NC State TBA  
Virginia at Pittsburgh TBA

## FRIDAY, NOV. 26

North Carolina at NC State TBA

## SATURDAY, NOV. 27

Wake Forest at Boston College TBA  
Clemson at South Carolina TBA  
Miami (Fla.) at Duke TBA  
Florida State at Florida TBA  
Georgia at Georgia Tech TBA  
Kentucky at Louisville TBA  
Pittsburgh at Syracuse TBA  
Virginia Tech at Virginia TBA

## SATURDAY, DEC. 4

ACC Championship Game^ ABC TBA

\* - Atlanta, Ga.; ^ - Charlotte, N.C.; Note: All times are Eastern.



CLEMSON RETURNS TO BANK OF AMERICA STADIUM IN CHARLOTTE, N.C. TO OPEN THE 2021 SEASON AGAINST GEORGIA ON SEPT. 4.  
THE TIGERS ARE 7-1 AT BANK OF AMERICA STADIUM, INCLUDING LAST SEASON'S ACC CHAMPIONSHIP GAME WIN OVER NOTRE DAME.



# 2021 OUTLOOK

How does a program with six straight ACC titles, six straight College Football Playoff berths and 10 straight 10-win seasons sustain success year-by-year?

"We tear it down and start all over."

Those are the words of Head Coach Dabo Swinney describing his program's annual process. That process continued in earnest this spring, as Clemson grinded through what Swinney calls the team's "Get Ready Phase" that spans January through April before its "Transformation Phase" during summer conditioning.

## OFFENSE

Clemson's 2021 offense features a bevy of exciting, returning contributors supplemented by a number of compelling additions, a description that is as apt for the Clemson coaching staff as it is for the players. Clemson's remarkable run of coaching consistency was once again in effect this offseason, as the only changes among Clemson's 10 full-time assistant coaching positions related to Head Coach Dabo Swinney transitioning former Tight Ends Coach Danny Pearman to Clemson's newly created Director of Football Scouting position.

In Pearman's stead is now Assistant Head Coach and Offensive Coordinator Tony Elliott, who will transition over to coaching tight ends after overseeing Clemson's running backs since 2011, including three of Clemson's top four single-season rushing outputs in school history. Elliott's transition allowed Clemson to welcome back a program legend, adding College Football Hall of Famer C.J. Spiller as the team's new running backs coach after he served as an unpaid coaching intern in 2020 while completing postgraduate work in Athletic Leadership.

Spiller's adds a legend to the fold after Clemson saw two from recent years depart after 2020, as Clemson watched its winningest all-time quarterback in Trevor Lawrence and the ACC's all-time leading rushing rusher in Travis Etienne conclude their legendary college careers to depart for the Jacksonville Jaguars. Behind that group stood an immensely talented group ready to enter the spotlight upon the departure of those two superstars.

Much to the chagrin of the rest of the ACC, Passing Game Coordinator and Quarterbacks Coach Brandon Streeter, fresh off of coaching his second Heisman Trophy finalist in the last five years, has yet another prized pupil waiting behind center. Sophomore D.J. Uiagalelei (Inland Empire, Calif.), known colloquially as "Big Cinco," exited the spring as the favorite to start following a freshman campaign in which he dazzled in two starts necessitated by Lawrence's absence with COVID-19. The big-bodied Californian with an arm that Dabo Swinney once said "makes Trevor Lawrence look normal sometimes" not only put up prolific numbers (including 439 yards at Notre Dame, the most ever against the storied Irish program) but protected the ball exceptionally well, becoming only the second FBS player since 2000 to throw at least 115 passes and record at least five passing touchdowns with no interceptions.

Joining Uiagalelei in Clemson's quarterbacks room in the spring was third-year sophomore Taisun Phommachanh (Bridgeport, Conn.) and redshirt freshman walk-on Hunter Helms (West Columbia, S.C.). At the time of publication, Phommachanh's availability for 2021 was in question after he suffered an Achilles injury while leading a game-winning drive in Clemson's Spring Game. Bubba Chandler and Will Taylor were both selected in the 2021 MLB draft as well.

Clemson's quarterbacks will not lack options, as Clemson's rash of injuries at the position a year ago resulted in playing time and experience for a multitude of receivers, many of whom return for 2021. In his first season last year, Wide Receivers Coach Tyler Grisham carried Wide Receiver U's reputation by helping seniors Amari Rodgers and Cornell Powell combine for 130 catches, 1,902 yards and 14 touchdowns in 2020. Powell was one of Clemson's best stories in 2020 as

## SCHEDULE

Date	Opponent	Site	Designation(s)	Time	TV	Series
9-4	Georgia	Charlotte, N.C.		7:30 p.m.	ABC	18-42-4
9-11	South Carolina State	Clemson, S.C.	First Responders Day & Land Grant Day	5 p.m.	ACCN	4-0
9-18	*Georgia Tech	Clemson, S.C.	Family Weekend & Football Reunion Day	3:30 p.m.		33-51-2
9-25	*at NC State	Raleigh, N.C.				59-28-1
10-2	*Boston College	Clemson, S.C.	Homecoming			19-9-2
10-15	*at Syracuse	Syracuse, N.Y.		7 p.m.	ESPN	7-2
10-23	*at Pittsburgh	Pittsburgh, Pa.				2-2
10-30	*Florida State	Clemson, S.C.	IPTAY Day			13-20
11-6	*at Louisville	Louisville, Ky.				6-0
11-13	UConn	Clemson, S.C.	Military Appreciation Day			0-0
11-20	*Wake Forest	Clemson, S.C.	Senior Day & Hall of Fame Day			68-17-1
11-27	at South Carolina	Columbia, S.C.				71-42-4

\* - ACC game; Note: Home games in **bold**; all times are EDT.

a fifth-year senior who seized opportunity afforded in small part by injuries to Frank Ladson Jr. (Miami, Fla.) and Joseph Ngata (Folsom, Calif.) on the outside. That duo returns for their junior seasons in 2021 after Ladson briefly teased his downfield ability a year ago and Ngata looks to reach the "superstar" potential Dabo Swinney has often mentioned for him in his two years on campus.

Clemson's most impactful returning receiver may be one who didn't see the field in 2020, as 2021 could mark the return of fourth-year receiver Justyn Ross (Phenix City, Ala.), who missed all of last season after surgery following the diagnosis of a congenital fusion in his spine. While still attempting to hit medical checkpoints, Ross participated in spring ball in a non-contact capacity with an eye toward potential full participation in fall camp, a plan that was successful in current NFL receiver and former Clemson star Mike Williams' return from a neck injury in 2016 en route to becoming the No. 7 overall pick in the NFL Draft.

Ross' return would place him beside one of his former high school teammates, E.J. Williams (Phenix City, Ala.), who was one of Clemson's breakout stars down the stretch as a freshman in 2020.

Clemson's spring wide receiver corps also features a number of potential contributors both young and old, including "super senior" Will Swinney (Clemson, S.C.), redshirt sophomore Brannon Spector (Calhoun, Ga.) and sophomore Ajou Ajou (Brooks, Alberta) as well as mid-year enrollees Beaux Collins (Los Angeles, Calif.) and Dacari Collins (Atlanta, Ga.).

A year ago, Clemson received bolstered production from its tight end unit, as the group combined for 50 catches for 664 yards and seven touchdowns, the position group's most in a season in all categories since 2016. Clemson returns tight ends responsible for 43 catches, 615 yards and six touchdowns last year as Elliott enters his first season leading the unit.

Senior Braden Galloway (Anderson, S.C.) started all 12 games for Clemson as a junior last year, catching 27 passes for 369 yards with two touchdowns. He and junior Davis Allen (Calhoun, Ga.) provided Clemson a formidable tandem at the position, as Allen, whom Swinney has described as a "Pittsburgh Steeler-type" prototype tight end, added four touchdowns among his 16 catches for 247 yards and was often one of Clemson's most physical presences in the running game.

Clemson's scholarship depth at the tight end position also includes redshirt sophomore Jaelyn Lay (Atlanta, Ga.), redshirt freshman Sage Ennis (Graceville, Fla.) and midyear freshman enrollee Jake Briningstool (Brentwood, Tenn.).

At running back, Spiller inherits a group that lost a future Hall of Famer in Etienne but remains loaded with talented depth ready for increased roles. Clemson's leading rusher among returning players is Lyn-J Dixon (Butler, Ga.), the explosive fourth-year senior whose career 6.60 yards-per-carry average trails only Etienne in Clemson annals. His 6.60-yard average ranks as the eighth-best mark by any FBS player with at least 200 carries since 2018.

Junior Michel Dukes (Charleston, S.C.) enters his third season at Clemson having flashed his potential in limited action behind Etienne and Dixon over the last two seasons. He now undertakes upperclassman status alongside sixth-year "super senior" Darien Rencher, who has become one of the most respected leaders in Clemson's program, and in all of college football, as he was named the recipient of the Disney Spirit Award in 2020.

Clemson's youth in the running back room includes powerful sophomore Kobe Pace (Cedartown, Ga.), as well as a pair of midyear freshmen enrollees, Phil Mahfah (Loganville, Ga.), who returned from an ankle injury suffered as a high school senior, and Will Shipley (Wilmington, N.C.), a highly touted all-purpose back who quickly garnered attention from Clemson players and staff upon the start of winter workouts.

In the trenches, Offensive Line Coach Robbie Caldwell returns three of his five starters from 2020 after the graduation of center Cade Stewart and the departure of tackle Jackson Carman for the Cincinnati Bengals. The senior leader of the group is Matt Bockhorst (Cincinnati, Ohio), who started all 12 games for Clemson at left guard last year and has appeared in a unit-high 40 career contests. At the opposite guard position, junior Will Putnam (Tampa, Fla.) returns after starting all 12 games at right guard, and at right tackle, Clemson welcomes back redshirt junior Jordan McFadden (Spartanburg, S.C.), who also started all 12 games in 2020. The trio were all in their first years as starters in 2020 as Clemson led the ACC in fewest sacks allowed per game (1.67).

If the incumbents hold, Clemson will be in search of two new starters following a 2020 campaign in which Clemson's exceedingly young second offensive line included three true freshmen and two redshirt freshmen. Clemson's "next man up" in 2020, and presumably moving forward, was now-sophomore Walker Parks (Lexington, Ky.), who played 199 offensive snaps along both Clemson's interior and at tackle, the most of any Clemson non-starter on the offensive line last season. Third-year interior lineman Hunter Rayburn (Pensacola, Fla.) performed well at center in the spring, garnering praise from unit veterans and from the Clemson coaching staff.

In addition to Parks, the unit has an additional five second-year players, Paul Tchio (Milton, Ga.), Mitchell Mayes (Raleigh, N.C.), Trent Howard (Birmingham, Ala.), Bryn Tucker (Knoxville, Tenn.) and John Williams (Canton, Ga.) all seeking bigger roles in 2021.

Redshirt sophomore Mason Trotter (Roebuck, S.C.) served as Clemson's primary backup at center a season ago, playing a combined 147 offensive snaps at center and guard. Third-year sophomore Tayquon Johnson (Williamsport, Md.) is in his second season since transitioning from defensive line to offensive line. Midyear freshman offensive line enrollees on campus this spring include Ryan Linthicum (Damascus, Md.) and Marcus Tate (Sunrise, Fla.).



# 2021 OUTLOOK

## DEFENSE

Defensively, the reign of Associate Head Coach/Defensive Coordinator/Linebackers Coach Brent Venables continues into its 10th season at Clemson. Under Venables' guidance, Clemson has finished in the top 15 in the nation in total defense in each of the last seven seasons, the longest active streak in the country. Clemson has finished in the top 10 in that category in six of those seven seasons, tied with Wisconsin for the most such finishes in the nation. Venables will preside over Clemson's most veteran group in the modern era, as Clemson returns a Swinney-era record nine defensive starters for the first time, surpassing its eight returning starters entering 2009 and 2018.

The position group directly under Venables' purview got its own experience boost in January, when veteran linebacker James Skalski (Sharpsburg, Ga.) announced his intention to utilize the NCAA blanket eligibility waiver for 2020 to return for his "super senior" sixth year in 2021. Skalski, the heart and soul of the Clemson defense who is the only player ever to play in (and win) five ACC Championship Games, has played in 56 career games at Clemson, sitting alongside fellow super seniors Will Spiers and Will Swinney three games shy of the Clemson record of 59, held by select members of the 2018 and 2019 senior classes.

Last year, Skalski and fellow linebacker Baylon Spector (Calhoun, Ga.) formed a hard-hitting tandem Dabo Swinney called "The Bruise Brothers." Spector returns for his second year as a full-time starter after the coaching staff credited him with a team-high 72 tackles (10.5 for loss), a team-high 4.5 sacks, two forced fumbles and a fumble recovery in 2020.

The transfer of linebacker Mike Jones Jr., one of Clemson's two departing starters from 2020, creates additional opportunity at Clemson's nickel/sam linebacker spot, a position that Trenton Simpson (Charlotte, N.C.) seized down the stretch of his true freshman season along with his role as a situational edge rusher. Despite playing shy of 300 snaps and starting only three of his 12 games played, Simpson finished tied for second on the team with 4.0 sacks.

The rest of the linebacking corps is a similar mixture of experienced depth and high-uptside youth. Jake Venables (Clemson, S.C.) earned four starts at middle linebacker in Skalski's absence last year, finishing fifth on the team in tackles. Venables, in his fourth year, is joined by a trio of third-year players seeking additional opportunities to make an impact: LaVonta Bentley (Birmingham, Ala.), Keith Maguire (Media, Pa.) and Kane Patterson (Brentwood, Tenn.). Clemson's scholarship depth at linebacker also includes second-year players Sergio Allen (Fort Valley, Ga.) and Kevin Swint (Carrollton, Ga.), who combined to play in 15 games a year ago, as well as midyear enrollee Jeremiah Trotter Jr. (Mt. Laurel, N.J.), the son of 12-year NFL veteran Jeremiah Trotter Sr. Swint cross-trained at defensive end in the spring as an additional pass-rush option.

Clemson's linebacking corps will operate behind an immensely talented defensive line, a group that flashed tremendous potential in 2020 despite its collective youth. Clemson's defensive linemen combined for 44 starts last season (including games in which Clemson started only three down linemen), 23 starts of which were by true freshmen or sophomores and an additional 16 of which came from players in their third year in the program. Only five starts are unaccounted for among Clemson's returning group, with those five belonging to veteran defensive tackles Nyles Pinckney and Jordan Williams, who transferred to Minnesota and Virginia Tech, respectively, in search of more playing time as a function of Clemson's young stars that have quickly ascended to the starting lineup.

The defensive ends remain under the tutelage of Defensive Ends Coach Lemanski Hall, who helped Clemson tie for the national lead in sacks in 2020. Last year, he helped true freshman Myles Murphy (Marietta, Ga.)



STARTING LINEBACKERS JAMES SKALSKI (#47) AND BAYLON SPECTOR (#10) HAVE COMBINED TO PLAY 98 GAMES IN THEIR CAREERS.

make an immediate impact, as the consensus top-10 recruit collected Freshman All-America status from The Athletic, ESPN, Rivals and the Football Writers Association of America and was named ACC Co-Newcomer of the Year by the Associated Press.

Hall's unit will be hoping for a full bill of health, something that eluded it in 2020. Justin Foster (Shelby, N.C.) and Xavier Thomas (Florence, S.C.) entered 2020 slated as likely starters after the duo combined for 21 starts in 2019, but both battled challenges that resulted in unavailability for much of the 2020 campaign. Foster missed the entire 2020 campaign with medical concerns and briefly announced his retirement this past February before instead opting to return in May, and Thomas had intended to take a four-game medical redshirt a year ago after complications with both COVID-19 and strep throat but ultimately appeared in seven games upon the NCAA granting a free year of eligibility in 2020. Thomas (22.5) ranks first in career tackles for loss on Clemson's current roster.

With Foster and Thomas limited in 2020, Clemson leaned on K.J. Henry (Winston-Salem, N.C.) and Justin Mascoll (Snellville, Ga.), a duo of then-redshirt-sophomores that combined for 15 starts. Both return for 2021 amid a scholarship defensive end group that includes "super senior" former walk-on Regan Upshaw (Bradenton, Fla.) and redshirt sophomore Greg Williams (Swansea, S.C.) and was joined in January by midyear enrollee Cade Denhoff (Plant City, Fla.).

Hall's defensive ends flank an interior group led by Defensive Tackles Coach Todd Bates, who has helped every primary starter in his tenures at Jacksonville State (2014-16) and Clemson (2017-20) to at least one all-conference selection. His two incumbent starters are ones whose play and results early in their careers often placed them in the company of other young Clemson defensive tackle phenoms such as William "Refrigerator" Perry and Dexter Lawrence.

Tyler Davis (Apopka, Fla.) returns for his junior campaign, as his sterling 2019 season in which he became the first true freshman defensive tackle to start a season opener at Clemson since 1974 was followed by a season in which he grinded out seven starts while battling injury all throughout the 2020 season. The 2019 All-ACC selection was joined last year by the nation's top recruit, Bryan Bresee (Damascus, Md.), who stormed onto

the scene to earn freshman All-America honors in 2020 and join Lawrence as the second ACC Defensive Rookie of the Year in Clemson history. The powerful, precocious tackle added 6.5 tackles for loss, 4.0 sacks (tying Perry and others for third-most ever by a Clemson true freshman), two pass breakups, a forced fumble and a safety to earn first-team All-ACC honors. He joined Clemson in 2020 alongside two additional highly touted defensive tackles from Clemson's prized 2020 recruiting class, now-second-year tackles DeMonte Capehart (Hartsville, S.C.) and Tré Williams (Windsor, Conn.).

Third-year tackle Ruke Orhoro (Lagos, Nigeria) entered the 2020 season primed for more playing time as a key rotational piece prior to suffering an injury in the season opener that cost him all but four games of what would have been a medical redshirt season under normal circumstances. Larger roles could also ensue for fourth-year junior Darnell Jefferies (Covington, Ga.) and third-year sophomore Etinosa Reuben (Kansas City, Mo.), both of whom played in seven games in 2020. The scholarship group is rounded out by midyear enrollee Payton Page (Greensboro, N.C.), an imposing figure who already stands 6-foot-4 and more than 350 pounds at 18 years of age.

A year ago, Clemson faced the task of replacing three of its four starters in the defensive backfield from 2019. In a reversal of script, this year, Cornerbacks Coach Mike Reed and Safeties Coach Mickey Conn return nine of 10 defensive backs who started at least one game for the Tigers in 2020, a list lengthened by Clemson's proclivity for opening games in packages with extra corners and safeties a year ago.

Now a junior, former cornerback Andrew Booth Jr. (Dacula, Ga.) flashed in his four starts, riding SportsCenter Top 10 interceptions against Virginia and Pittsburgh and an acrobatic pass breakup in against Miami (Fla.) to a Second-Team All-ACC selection.

Fellow junior Sheridan Jones (Norfolk, Va.) started eight games at cornerback a season ago, notching his first career interception after more than doubling his defensive snap count from his freshman campaign (140 in 2019, 300 in 2020). Senior Mario Goodrich (Kansas City, Mo.) started four games a year ago, including a two-interception performance against Pittsburgh in November for which he won ACC Defensive Back of the Week after posting the first multi-interception game by a Clemson player since Cordrea Tankersley in the 2016 ACC Championship Game.

Last season provided early exposure for now-sophomores Malcolm Greene (Richmond, Va.) and Fred Davis II (Jacksonville, Fla.), a duo that totaled 31 tackles, four pass breakups, 1.5 sacks and an interception in 380 combined defensive snaps in 2020. The group was joined in January by midyear freshman enrollee Nate Wiggins (Atlanta, Ga.), a product of the same high school that produced former Clemson cornerback and 2020 first-round pick A.J. Terrell.

Like the linebacking unit in front of it, the safeties group will be led by its own "super senior," as Nolan Turner (Vestavia Hills, Ala.) elected to utilize his blanket NCAA eligibility waiver for a sixth season in 2021. Last season, Turner earned a second-team All-America selection from the American Football Coaches Association, giving Clemson an All-America safety for a second straight year and representing the first time Clemson has had a safety honored by NCAA-recognized selectors in consecutive seasons since 1981-82, when Terry Kinard parlayed first-team honors by the AP and FWAA in 1981 into unanimous All-American honors in 1982. Two years ago, it was Turner's interception that sealed Clemson's Fiesta Bowl win and second straight National Championship Game berth.

Turner's running mate at safety for most of 2020 was now-junior Lannden Zanders (Shelby, N.C.), who started nine of the 10 games in which he appeared and was credited with 34 tackles (2.5 for loss), three pass breakups, a forced fumble and a sack. Zanders



# 2021 OUTLOOK

was one of four safeties in Clemson's 2019 recruiting class, alongside junior Joseph Charleston (Milton, Ga.), junior Jalyn Phillips (Lawrenceville, Ga.) and redshirt sophomore Ray Thornton III (Columbus, Ga.), all three of whom were relied upon in various packages in 2020. Charleston started six games, finishing third on the defense in both snaps (502) and tackles (55). Phillips notched his first career interception against Syracuse, while Thornton's 2020 season was highlighted by a de-cleating sideline tackle against The Citadel.

R.J. Mickens (Southlake, Texas) and Tyler Venables (Clemson, S.C.) combined for 250 defensive snaps in their true freshman seasons in 2020. Andrew Mukuba (Austin, Texas), a midyear enrollee who impressed immediately after joining the group in January after committing to Clemson sight unseen by virtue of NCAA recruiting restrictions preventing recruiting visits during the COVID-19 pandemic, rounds out Clemson's scholarship depth at safety.

## SPECIAL TEAMS

Clemson's experience extends to its battery of specialists, where the Tigers have a combined 17 years of college experience among their starting kicker, punter, holder and long snapper. Senior B.T. Potter (Rock Hill, S.C.) is Clemson's incumbent at placekicker and returns after a sparkling 2020 season in which he was

a Lou Groza Award semifinalist and All-ACC Academic Team honoree after going 18-of-23 on field goals (with three blocked) and 61-of-62 on PATs. His leg strength has been a weapon for Clemson since 2018, as he enters 2021 with 231 touchbacks on 299 career kickoffs (77 percent) and a school-record-tying five career field goals of 50 yards or more.

Punter Will Spiers (Cameron, S.C.) elected to use the 2020 NCAA blanket eligibility waiver to return for his "super senior" campaign in 2021 after putting together one of the best seasons by a punter in school history last year. He enters the new season already holding school records for starts by a punter (56), career punts (211), punts downed inside the 20 (81) and total punting yards (9,483), and his 44.0-yards-per-punt average in 2020 represented the second-best single-season mark in school history. Spiers also contributed in other ways in 2020, rushing for six yards and a first down on a fake punt and completing 2-of-3 passes for 13 yards as an emergency quarterback.

Redshirt sophomore Aidan Swanson (Tampa, Fla.), a punter by trade who has developed into an option at placekicker as well, provides scholarship depth at both positions.

Clemson will return its starting long snapper for both punts and placekicks for the first time since 2018, as it welcomes back redshirt senior Jack Maddox (Acton,

FUTURE TIGER OPPONENTS	
2022	
<b>Home</b>	Furman, Louisiana Tech, Louisville, Miami (Fla.), NC State, South Carolina, Syracuse
<b>Away</b>	Boston College, Florida State, Georgia Tech (Mercedes-Benz Stadium), Notre Dame, Wake Forest
2023	
<b>Home</b>	Boston College, Florida Atlantic, Florida State, Georgia Tech, Notre Dame, Wake Forest, Wofford
<b>Away</b>	Duke, Louisville, NC State, South Carolina, Syracuse
2024	
<b>Home</b>	App State, The Citadel, Louisville, NC State, South Carolina, Syracuse, Virginia Tech
<b>Away</b>	Boston College, Florida State, Georgia Tech, Wake Forest
<b>Neutral</b>	Georgia (Atlanta, Ga.)

Mass.), who snapped in every game for Clemson in 2020. Maddox, who could also return for 2022 if he chooses to utilize his extra available year of eligibility, earned both the starting job and a scholarship last fall. Will Swinney is the incumbent holder and a four-year starter at the position who has held for 458 of those 463 kicking points (field goals or PATs) since 2017.

# PRE-FALL CAMP DEPTH CHART

## CLEMSON OFFENSE

Pos.	#	Player	Hgt	Wgt	Cl.
LT	71	JORDAN McFADDEN	6-2	300	*Jr.
	74	Marcus Tate	6-5	290	Fr.
LG	65	MATT BOCKHORST	6-4	315	*^Sr.
	57	Paul Tchio	6-5	300	So.
C	54	MASON TROTTER	6-2	280	*So.
	55	HUNTER RAYBURN	6-4	320	*So.
RG	56	WILL PUTNAM	6-4	300	Jr.
	76	John Williams	6-4	300	*Fr.
RT	64	WALKER PARKS	6-5	295	So.
	77	Mitchell Mayes	6-3	300	So.
TE	88	BRADEN GALLOWAY	6-4	240	Sr.
	84	DAVIS ALLEN	6-6	250	Jr.
	85	Jaelyn Lay	6-6	270	*So.
	87	Sage Ennis	6-4	235	*Fr.
WR	10	JOSEPH NGATA	6-3	220	Jr.
	2	FRANK LADSON JR.	6-3	205	Jr.
	11	Ajou Ajou	6-3	215	So.
	3	Dacari Collins	6-5	200	Fr.
QB	5	D.J. UIAGALELEI	6-4	250	So.
	7	Taisun Phommachanh	6-3	220	*So.
	18	Hunter Helms	6-2	210	*Fr.
RB	23	LYN-J DIXON	5-10	195	Sr.
	20	KOBE PACE	5-10	215	So.
	1	Will Shipley	5-11	200	Fr.
WR	8	JUSTYN ROSS	6-4	205	*Jr.
	13	Brannon Spector	6-1	195	*So.
	22	Will Swinney	5-9	185	+Sr.
	15	Troy Stellato	6-1	175	Fr.
WR	2	FRANK LADSON JR.	6-3	205	Jr.
	6	E.J. WILLIAMS	6-3	190	So.
	80	Beaux Collins	6-3	195	Fr.

## CLEMSON DEFENSE

Pos.	#	Player	Hgt	Wgt	Cl.
DE	98	MYLES MURPHY	6-5	275	So.
	3	XAVIER THOMAS	6-2	270	*^Sr.
	5	K.J. HENRY	6-4	255	*^Jr.
DT	11	BRYAN BRESEE	6-5	300	So.
	33	Ruke Orhoro	6-4	295	*So.
DT	13	TYLER DAVIS	6-2	300	Jr.
	8	Tré Williams	6-2	300	*Fr.
	90	Darnell Jefferies	6-2	290	*Jr.
DE	35	JUSTIN FOSTER	6-2	275	*^Sr.
	7	JUSTIN MASCOLL	6-3	255	*Jr.
	3	XAVIER THOMAS	6-2	270	*^Sr.
SLB/NB	22	TRENTON SIMPSON	6-3	225	So.
	21	MALCOLM GREENE	5-11	190	So.
	12	TYLER VENABLES	5-10	200	So.
	0	BARRETT CARTER	6-1	220	Fr.

MLB	47	JAMES SKALSKI	6-0	240	*^*Sr.
	15	Jake Venables	6-2	235	*Jr.
	17	Kane Patterson	6-1	225	Jr.
	42	LaVonta Bentley	6-0	235	*So.
	45	Sergio Allen	6-1	225	So.
WLB	10	BAYLON SPECTOR	6-2	230	*^*Sr.
	42	LaVonta Bentley	6-0	235	*So.
	30	Keith Maguire	6-2	230	*So.
	45	Sergio Allen	6-1	225	So.
	54	Jeremiah Trotter Jr.	6-1	210	Fr.
CB	2	FRED DAVIS II	6-0	185	So.
	31	MARIO GOODRICH	6-0	190	Sr.
	21	MALCOLM GREENE	5-11	190	So.
	6	Sheridan Jones	6-0	185	Jr.
SS	36	LANNEN ZANDERS	6-1	200	Jr.
	24	NOLAN TURNER	6-1	205	*^*Sr.
	9	R.J. Mickens	6-0	200	So.
	1	Andrew Mukuba	6-0	185	Fr.
FS	24	NOLAN TURNER	6-1	205	*^*Sr.
	18	JOSEPH CHARLESTON	6-0	190	Jr.
	25	Jalyn Phillips	6-1	210	Jr.
	12	Tyler Venables	5-10	200	So.
CB	23	ANDREW BOOTH JR.	6-0	195	Jr.
	31	MARIO GOODRICH	6-0	190	Sr.
	21	MALCOLM GREENE	5-11	190	So.
	20	Nate Wiggins	6-2	175	Fr.

## CLEMSON SPECIAL TEAMS

Pos.	#	Player	Hgt	Wgt	Cl.
PK	29	B.T. POTTER	5-10	180	Sr.
	41	Jonathan Weitz	5-11	190	*So.
P	48	WILL SPIERS	6-5	225	*^*Sr.
	39	Aidan Swanson	6-3	180	*So.
KO	29	B.T. Potter	5-10	180	Sr.
	39	Aidan Swanson	6-3	180	*So.
LS (PK)	46	Jack Maddox	6-3	235	*Sr.
	33	Ty Lucas	5-7	220	*Jr.
LS (P)	46	Jack Maddox	6-3	235	*Sr.
	33	Ty Lucas	5-7	220	*Jr.
H	22	Will Swinney	5-9	185	+Sr.
	81	Drew Swinney	5-8	185	*Jr.
PR	8	Justyn Ross	6-4	205	*Jr.
	19	Michel Dukes	5-10	205	Jr.
	1	Will Shipley	5-11	200	Fr.
KOR	19	Michel Dukes	5-10	205	Jr.
	20	Kobe Pace	5-10	215	So.
	23	Lyn-J Dixon	5-10	195	Sr.
	1	Will Shipley	5-11	200	Fr.

\* - one redshirt; ^ - graduate; + - utilizing NCAA blanket waiver from 2020 season for an extra year of eligibility; Note: As of July 19; classes were advanced for 2020 season players who played five or more games in the 2020 season or had previously redshirted.



# HEAD COACH DABO SWINNEY



## DABO SWINNEY

- HEAD COACH
- 13<sup>TH</sup> FULL SEASON AS HEAD COACH
- 19<sup>TH</sup> SEASON AT CLEMSON
- ALABAMA '93

An illustrious coaching heritage is embedded in the foundation of Clemson football. At the dawn of the 20th century, the Tigers were led by future College Football Hall of Famer John Heisman. Hall of Famers Jess Neely, Frank Howard and Danny Ford followed in Heisman's winning tradition.

Now entering his 14th season (and 13th full season) as Clemson's head coach, Dabo Swinney has already carved his name into that foundation, elevating himself amid a pantheon of Clemson greats by becoming the first coach in program history to lead Clemson to multiple national championships.

Swinney's most recent squad accomplished its "double-double mission" in 2020, going 10-2 in a condensed season to give Clemson 10 consecutive 10-win seasons. Clemson became only the third program in FBS history to accomplish the feat and became the first school to win 10 games in 10 straight seasons as a member of the ACC, as only the final nine of Florida State's record 14-straight 10-win seasons came during the Seminoles' tenure in the ACC.

The pandemic-affected 2020 campaign was a historic one for the Tigers both as a team and individually, as quarterback Trevor Lawrence ascended to become the winningest quarterback in school history (34-2) and running back Travis Etienne added the ACC's all-time rushing crown (4,952 yards) to his arsenal of school and conference records. Etienne's versatility as a rusher and receiver earned him consensus All-American honors as an all-purpose selection, while Lawrence became the second Heisman Trophy finalist in program history, tying Deshaun Watson (second in 2016) for the highest finish in Heisman Trophy voting in school history.

The prolific backfield duo under Swinney's tutelage helped guide Clemson to its sixth consecutive outright conference title with a 34-10 win against Notre Dame in the ACC Championship Game. That day, Clemson and Oklahoma's six-year streaks of outright conference titles made the two programs the first among current Power Five programs to win at least six straight outright titles since Oklahoma (12 from 1948-59) as part of the now-dissolved Big 8 Conference.

The conference title helped Clemson secure its record-tying sixth College Football Playoff berth, becoming the first program ever to reach the postseason tournament in six consecutive seasons. Clemson is 6-4 all-time in College Football Playoff games, the second-most wins of any program and twice the number of the third-place program (three, Ohio State).

Clemson finished the 2020 season as the nation's No. 3-ranked squad, the Tigers' sixth consecutive top-four finish in the AP poll. In doing so, Swinney joined Bobby Bowden (13), Pete Carroll (7) and Bud Wilkinson (6) as the only coaches since the AP Poll's inception in 1936 to record six consecutive top-four finishes. In all, Clemson enters the 2021 preseason having appeared in the top five of 56 consecutive AP Polls, the second-longest streak in poll history.

Going into 2020, Clemson entered the third decade of the 21st century after Swinney helped author one of the most prolific 10-year periods in the history of the sport. Clemson posted a 117-22 record under Swinney's leadership in the 2010s, and the program's 117 wins trailed only Penn (124 in the 1890s) and Alabama (124 in the 2010s) to tie for the third-most in a decade in major college football since 1890. Clemson's 117

## THE SWINNEY FILE

### PLAYING EXPERIENCE

Lettered three years at Alabama (1990-92); also a member of the 1989 team ... member of the 1992 National Championship team ... Academic All-SEC and SEC Scholar-Athlete Honor Roll member in 1990, 92.

### BOWL PARTICIPATION AS A PLAYER

1990 Sugar Bowl ... 1991 Blockbuster Bowl ... 1991 Fiesta Bowl ... 1993 Sugar Bowl.

### EDUCATION

B.S. degree in commerce & business administration from Alabama in 1993 ... master of business administration from Alabama in 1995.

### COACHING EXPERIENCE

Graduate assistant coach at Alabama (1993-95) ... wide receivers/tight ends at Alabama (1996) ... tight ends at Alabama (1997) ... wide receivers at Alabama (1998-00) ... wide receivers at Clemson (2003-06) ... assistant head coach/wide receivers at Clemson (2007 - Oct. 13, 2008) ... interim head coach/offensive coordinator at Clemson (Oct. 13 - Dec. 1, 2008) ... head coach at Clemson (2009-20).

### BOWL SEASONS AS AN ASSISTANT COACH

1994 Gator Bowl ... 1995 Citrus Bowl ... 1997 Outback Bowl ... 1998 Music City Bowl ... 2000 Orange Bowl ... 2004 Peach Bowl ... 2005 Champs Sports Bowl ... 2006 Music City Bowl ... 2007 Chick-fil-A Bowl.

### BOWL SEASONS AS A HEAD COACH

2009 Gator Bowl ... 2009 Music City Bowl ... 2010 Meineke Car Care Bowl ... 2012 Orange Bowl ... 2012 Chick-fil-A Bowl ... 2014 Orange Bowl ... 2014 Russell Athletic Bowl ... 2015 Orange Bowl ... 2015 CFP National Championship Game ... 2016 Fiesta Bowl ... 2016 CFP National Championship Game ... 2018 Sugar Bowl ... 2018 Cotton Bowl ... 2018 CFP National Championship Game ... 2019 Fiesta Bowl ... 2019 CFP National Championship Game ... 2020 Sugar Bowl.

### HEAD COACHING RECORD

140-33 (.809) in 13 seasons (12 full seasons) at Clemson ... 84-17 (.832) in ACC regular-season games at Clemson ... 7-1 (.875) in ACC Championship Games at Clemson ... 10-7 (.588) in bowl games at Clemson.

### PERSONAL DATA

Born Nov. 20, 1969 in Birmingham, Ala. ... married to the former Kathleen Bassett ... the couple has three sons (Will, Drew, Clay).

wins in 2010s represented the first 100-win decade in Clemson history.

Before a pandemic-shortened season in 2020, Clemson won at least 12 games in five straight seasons from 2015-19, tied for the longest such streak in the modern era and only two seasons shy of Penn's record seven-season streak from 1892-98. Clemson won 69 games in that five-year span, the most in a five-year stretch in the AP Poll era.

In 2019, the Tigers earned their fifth consecutive College Football Playoff berth following their fifth-consecutive ACC title, becoming the first team in college football history to win five straight conference championship games since conference title games were created in 1992.

Clemson posted a 14-1 season that year, earning its fourth appearance in the College Football Playoff National Championship Game in five years. Prior to the season finale, Clemson extended its school-record winning streak to 29 games, tied with Florida State (2012-14) for the longest streak in ACC history and for the 12th-longest in FBS history.

Clemson dominated the vast majority of its 2019 opponents, including an eight-game streak of wins by 30 or more points to break the longest streak in the AP Poll era, surpassing the previous mark of seven games set by 2011 Houston and 1976 Michigan. During the campaign, Swinney recorded his 125th win in his 155th career game, becoming the 10th-fastest coach to reach 125 career wins in terms of games coached.



THE SWINNEY FAMILY - DABO AND WIFE, KATHLEEN, WITH (FROM LEFT TO RIGHT) CLAY, WILL AND DREW.

# HEAD COACH DABO SWINNEY

At 140-33, Swinney (.809) enters the 2020 season as the winningest active coach by percentage in the FBS among coaches with at least five seasons of head coaching experience. With the addition of the 2020 ACC Championship, all 12 of Swinney's recruiting classes have won at least one ACC title in their careers, and every recruiting class since 2012 has earned at least one College Football Playoff berth.

Clemson's success on the gridiron has been matched by its prowess in the classroom, as prior to the NCAA suspending APR reporting during the COVID-19 pandemic, Clemson was one of only three programs to earn top-10 percent APR recognition from the NCAA in at least nine of the previous 10 years, joining Duke and Northwestern. Clemson was in the top 10 of APR scores and the final top 25 of the AP and USA Today polls from 2011-15, the only FBS program that could make that claim. In 2017, Clemson became the first school to reach the College Football Playoff and finish in the top five of APR scores in the same year.

Clemson also produced the 2018 William V. Campbell Trophy winner (known colloquially as the "Academic Heisman") in Christian Wilkins and won the program's first AFCA Academic Achievement Award. Clemson repeated as AFCA Academic Achievement Award recipients in 2019, becoming the only school in the country to repeat and doing so while appearing in the national championship game in both seasons.

Swinney and Clemson's 2018 season was one for which statistics and superlatives accumulated in historic fashion. The Tigers became the first major college football team in the modern era (and the first since Penn in 1897) to finish a season with a 15-0 record.

The list of "firsts" was long and distinguished. Clemson became the first program to win four consecutive Atlantic Division titles, and with a 42-10 win against Pittsburgh in the ACC Championship Game, it became the first program to win four straight ACC titles outright.

Clemson's 15 wins included a school-record 12 against teams who finished with winning records. Clemson won by an average margin of 31.1 points per game, the best in the nation and the second-largest in school history, trailing only a 35.3-point average margin in 1900. Among the seasons it passed was a 30.4-point average margin in 1901, a season in which Clemson won one of its five games by a score of 122-0.

Clemson set school records in points (664) and total offense (7,718, also an ACC record). The defense held opponents to 13.1 points per game, leading the country in scoring defense for the first time in school history.

A critical point in the season came four games into the campaign. Following a 49-21 win at Georgia Tech

in which true freshman quarterback Trevor Lawrence threw for four touchdowns in reserve, Swinney and the coaching staff elected to name Lawrence the starter, supplanting senior Kelly Bryant, who had led the Tigers to a 16-2 career record as a starter.

With Lawrence leading Swinney's Tigers, Clemson took flight. After a dramatic come-from-behind 27-23 win against Syracuse in which Lawrence exited the game with an injury, Clemson rattled off 10 consecutive wins of 20 points or more to conclude the season, including blowout wins of No. 3 Notre Dame in the Cotton Bowl and No. 1 Alabama in the College Football Playoff National Championship.

Seven players earned first or second-team All-America honors, including a school-record three players who collected consensus honors. The 2018 Tigers produced a team-record 18 All-ACC picks and became the first team to produce the ACC Player-of-the-Year, ACC Offensive Player-of-the-Year, ACC Defensive Player-of-the-Year, ACC Offensive Rookie-of-the-Year and ACC Coach-of-the-Year in a season since Florida State in 1997.

Accolades also accumulated for Swinney, who earned his second career ACC Coach-of-the-Year honor and brought home the Woody Hayes Award as national coach-of-the-year. Less than a week after winning the national title, he also won the Paul "Bear" Bryant Award, becoming the first three-time winner of the award. Including the 2018 Bryant and Hayes Awards, he has won national coach-of-the-year honors from at least one organization in five of the last eight years.

The 2018 season was preceded by a 2017 campaign in which Clemson was on a mission to prove that it was built to last. Swinney guided the team to a 12-2 record, an ACC title and a College Football Playoff berth despite having only six scholarship seniors and losing players who accounted for 77 percent of the offense during the 2016 national championship season.

While Clemson was ranked No. 5 in the preseason AP Poll, few expected the Tigers to be ranked No. 1 in both polls and the College Football Playoff ranking entering the bowl season. In fact, Clemson was not even the preseason choice to win the ACC Atlantic Division.

Despite a setback in the Sugar Bowl to the eventual national champion, Alabama, Clemson finished ranked No. 4 in both polls. He was inducted into the Alabama Sports Hall of Fame following the season.

Its school-record six wins over top-25 teams in 2017, also a national best, included a school-record four on opponents' home fields and five away from home. The defense, including three defensive linemen, featured four players who were named All-American, helping Clemson rank in the top four in the nation in scoring

## SWINNEY'S COACHING RECORD

Year	School	Position(s)	W-L	Bowl(s)
1993	Alabama	GA	9-3-1	Gator
1994	Alabama	GA	12-1	Citrus
1995	Alabama	GA	8-3	
1996	Alabama	WR, TE	10-3	Outback
1997	Alabama	TE	4-7	
1998	Alabama	WR	7-5	Music City
1999	* Alabama	WR	10-3	Orange
2000	Alabama	WR	3-8	
2003	Clemson	WR	9-4	Peach
2004	Clemson	WR	6-5	
2005	Clemson	WR	8-4	Champs Sports
2006	Clemson	WR	8-5	Music City
2007	Clemson	AHC, WR	9-4	Chick-fil-A
2008	Clemson	AHC, WR	3-3	
	Clemson	IHC	4-2	
	Clemson	HC	0-1	Gator
2009	Clemson	HC	9-5	Music City
2010	Clemson	HC	6-7	Meineke Car Care
2011	* Clemson	HC	10-4	Orange
2012	Clemson	HC	11-2	Chick-fil-A
2013	Clemson	HC	11-2	Orange
2014	Clemson	HC	10-3	Russell Athletic
2015	* Clemson	HC	14-1	Orange, CFPNGC
2016	** Clemson	HC	14-1	Fiesta, CFPNGC
2017	* Clemson	HC	12-2	Sugar
2018	** Clemson	HC	15-0	Cotton, CFPNGC
2019	* Clemson	HC	14-1	Fiesta, CFPNGC
2020	* Clemson	HC	10-2	Sugar

\* - conference champion; ^ - national champion

Years as a full-time college coach (including GA years): .....26  
 Winning seasons: .....26  
 Bowl seasons: .....22  
 Record as a full-time assistant coach: ..... 106-58-1 (.645)  
 Record as a head coach: .....140-33 (.809)  
 Record at Clemson (assistant & head coach):...183-58 (.759)

defense (No. 2) and total defense (No. 4). Clemson led the ACC in the four major defensive categories (scoring, total, rushing, passing), a first in history.

The 2016 Tigers lived up to their hype after compiling a 14-1 record and earning a spot in the College Football Playoff for the second-straight year. Along the way, Clemson knocked off five top-25 foes.

Clemson defeated the top two teams in the national polls in consecutive games in the College Football Playoff at the end of the season. The Tigers blanked Ohio State, 31-0, in the Fiesta Bowl, the first shutout suffered by head coach Urban Meyer in his career and the first for Ohio State since 1993.

The Tigers then earned a rematch with No. 1 Alabama, and for the first time in school history, took down the top-ranked team in a second epic battle with the storied Crimson Tide program. Quarterback Deshaun Watson's touchdown pass to Hunter Renfrow with one second left on the clock gave Clemson a dramatic 35-31 victory in Tampa, Fla. Swinney received the Bear Bryant Award as national coach-of-the-year for the second consecutive season.

Swinney coached Watson to two record-setting seasons in 2015 and 2016. The two-time Heisman Trophy finalist became the first player in FBS history to total 4,000 passing yards and 1,000 rushing yards in a season in 2015, and he followed by setting an ACC record with 41 passing touchdowns in 2016. Watson won the both Davey O'Brien Award and Manning Award in back-to-back seasons.

Swinney guided Clemson to the No. 1 national ranking in every College Football Playoff poll in 2015 and led the Tigers to their first national championship game appearance under the new format after his team defeated Oklahoma, 37-17, in the 2015 Orange Bowl. The Tigers led Alabama in the fourth quarter of the championship contest, but came up just short (45-40) in an epic game in Glendale, Ariz.

Following the team's 14-1 record and No. 2 final ranking, he was the recipient of 10 national and two ACC Coach-of-the-Year honors.







# HEAD COACH DABO SWINNEY

Clemson capped off the 2013 season with a thrilling 40-35 victory over No. 6 Ohio State in the Orange Bowl. Clemson had an 11-2 record after finishing 7-1 in ACC regular-season games. It marked Clemson's first back-to-back 11-win seasons in school history. For the fourth time in his first five full seasons as head coach, Swinney was a finalist for the Liberty Mutual National Coach-of-the-Year in 2013.

The 2012 season (11-2) was a groundbreaking year for Swinney's Tigers when looking at the overall consistency of the program. The seven conference wins in the regular season were then a school record, while Clemson was co-champion of the ACC Atlantic Division.

With Clemson's thrilling 25-24 win over No. 7 LSU in the 2012 Chick-fil-A Bowl, the Tigers finished the season ranked No. 9 in the USA Today poll. It was Clemson's first top-10 finish in one of the two major polls since 1990. Clemson also reached the 11-win mark for the first time since its 1981 national championship season.

Swinney's 2011 squad, which ended the season ranked No. 22 in the nation, captured Clemson's first ACC title since 1991 when it beat No. 3 Virginia Tech, 38-10, in the ACC Championship Game in Charlotte, N.C. It gave Clemson its first 10-win season since 1990. For his efforts, Swinney was named Bobby Dodd National Coach-of-the-Year in 2011 to become the first Tiger head coach to win a national coach-of-the-year award since Ford in 1981.

In 2010, Swinney became just the second Tiger coach to lead Clemson to a bowl game in his first two full years as head coach, joining his predecessor, Tommy Bowden. The 2010 schedule was one of the most challenging in school history, as nine bowl teams were on the regular-season slate and two of the four non-conference opponents were ranked in the top 25.

In 2009, Swinney's first full season as head coach at Clemson, he led the Tigers to their first title of the ACC Atlantic Division. The Tigers came just six points short of winning their first ACC title in 18 years. Swinney was named ACC coach-of-the-year by Sporting News and was a finalist for the Liberty Mutual Coach-of-the-Year.

In October 2008, Swinney was named Clemson's interim head coach, replacing Bowden, who had been his position coach as a player at Alabama and was Clemson's head coach since 1999. He led the Tigers to a 4-2

record during the rest of the 2008 regular season, including a win over South Carolina in the regular-season finale to earn a Gator Bowl bid against Nebraska.

On Dec. 1, 2008, his interim tag was removed and he was named the program's head coach. At the time, there had been 28 interim head coaches at the FBS level since 1970, and those coaches had combined for a 26-86-2 record. Only one of those 28 interim coaches posted a winning record, and that was Swinney. When he was hired as head coach, he became just the second interim coach to be elevated to the head coach position at the same school during that time period.

Swinney hit the ground running in his first week as interim head coach, as he prepared for a 5-1 Georgia Tech team. He had to reorganize his staff and regroup his team and the fanbase in just five days. While the Tigers lost by four points, he accomplished many goals in that first week through his outstanding leadership. One of the most impressive demonstrations of unity came during the team's "Tiger Walk," which has since become a staple of Clemson's game day routine for both the team and fans.

Swinney has demonstrated his dedication to the community through Dabo's All In Team Foundation. Since 2009, the Swinney family and Dabo's All In Team Foundation have given more than \$5.5 million back to communities and programs in the state. In its inaugural year, the foundation made the first contribution to the cancer fund established for former Boston College linebacker Mark Herzlich, and many schools followed its lead during the remainder of the season.

The foundation had a banner year in 2019, as it awarded more than \$1,082,000 in grant funding to more than 165 deserving organizations and non-profits in South Carolina and raised \$400,000 for breast cancer research and prevention during the organization's annual Ladies Clinic. The foundation's efforts went virtual in the midst of the COVID-19 pandemic in 2020, as the organization's ALL IN Virtual Fundraising Event alone raised nearly \$1 million for organizations and efforts in South Carolina.

Swinney was named as the honorary coach for the 2019 Allstate AFCA Good Works Team, a honor for which Watson, a former Good Works Team selection, returned to Clemson to surprise Swinney with during a team meeting.

In 2015, a then-Tiger-record 17 players were named to one of three All-ACC teams, including all five starting offensive linemen for the first time in school history. In 2016, 15 players were honored, including a school-record three first-team All-ACC offensive line selections.

The 2012, 2013 and 2014 seasons were also noteworthy, with three top-15 final rankings.

With a 40-6 Russell Athletic Bowl victory over Oklahoma in 2014, Swinney became the first coach in history to win three bowl games in consecutive seasons over teams whose head coaches had previously won the national title. He upped that mark to five years in a row in 2016.

## MISCELLANEOUS RECORDS UNDER SWINNEY

Clemson's Record When...	2008	2009	2010	2011	2012	2013	2014	2015	2016	2017	2018	2019	2020	Totals
Playing all games	4-3	9-5	6-7	10-4	11-2	11-2	10-3	14-1	14-1	12-2	15-0	14-1	10-2	140-33
Scoring first	4-2	6-4	5-5	7-3	8-2	10-0	7-2	9-0	9-0	10-0	11-0	11-1	8-1	105-20
Leading at end of first quarter	4-0	5-2	5-3	5-2	6-2	8-0	6-0	9-1	10-0	8-0	11-0	11-0	9-0	97-10
Tied at end of first quarter	0-2	3-0	0-1	2-0	1-0	2-1	2-0	2-0	3-1	2-0	3-0	1-1	0-1	21-7
Trailing at end of first quarter	0-1	1-3	1-3	3-2	4-0	1-1	2-3	3-0	1-0	2-2	1-0	2-0	1-1	22-16
Leading at halftime	4-1	8-1	5-2	5-0	10-2	8-0	8-1	12-0	13-1	11-0	14-0	12-0	9-0	119-8
Tied at halftime	0-0	0-0	0-0	3-0	0-0	1-0	1-1	0-1	0-0	0-0	0-0	1-0	0-0	6-2
Trailing at halftime	0-2	1-4	1-5	2-4	1-0	2-2	1-1	2-0	1-0	1-2	1-0	1-1	1-2	15-23
Leading at end of third quarter	4-1	7-1	5-1	8-0	9-0	10-0	10-0	13-1	12-1	11-0	14-0	13-0	9-0	125-5
Tied at end of third quarter	0-0	1-0	0-0	0-0	1-0	0-1	0-1	1-0	0-0	1-1	0-0	1-0	1-0	5-4
Trailing at end of third quarter	0-2	1-4	1-6	2-4	1-2	1-1	0-2	0-0	2-0	0-1	1-0	0-1	1-1	10-24
Tied at end of fourth quarter	0-0	1-0	0-1	0-0	0-0	0-0	0-1	0-0	1-0	0-0	0-0	0-0	0-1	2-3
Totaling more total yards	4-0	8-0	3-3	10-0	10-0	10-1	9-1	13-1	13-1	10-0	13-0	13-0	10-0	127-7
Totaling more rushing yards	3-0	8-1	4-1	7-1	6-1	8-1	8-1	11-1	9-0	11-0	12-0	12-0	8-0	108-7
Totaling more passing yards	2-2	6-2	4-5	9-2	8-0	10-1	8-2	11-1	13-1	7-1	11-0	13-0	9-2	112-19
Totaling more first downs	2-0	5-1	3-3	9-0	10-0	9-0	10-0	13-1	13-1	10-0	13-0	12-0	9-0	118-6
Winning time of possession	4-1	3-0	4-3	5-0	6-0	2-0	7-1	11-0	10-1	8-0	4-0	7-0	6-0	77-6
Winning turnover margin	3-1	7-0	4-1	5-0	5-1	9-0	3-1	6-0	6-0	5-1	8-0	11-0	6-0	78-5
Tying turnover margin	0-1	2-2	0-3	3-0	3-0	2-0	5-1	2-0	3-0	4-0	3-0	0-0	1-0	28-7
Losing turnover margin	1-1	0-3	2-3	2-4	3-1	0-2	2-1	6-1	5-1	3-1	4-0	3-1	3-2	34-21
Rushing for 200+ yards	0-0	4-1	3-0	4-0	5-0	2-0	4-0	11-0	6-0	6-0	10-0	10-0	3-0	68-1
Having a 100+ yard rusher	0-0	2-2	3-3	4-1	3-0	4-1	4-0	9-0	5-0	2-0	8-0	9-0	3-0	56-7
Passing for 300+ yards	1-0	1-0	0-0	5-2	9-0	9-0	3-1	6-1	8-1	3-0	5-0	6-0	7-2	63-7
Playing August games	0-0	0-0	0-0	0-0	0-0	1-0	0-1	0-0	0-0	0-0	0-0	1-0	0-0	2-1
Playing September games	0-0	2-2	2-1	4-0	4-1	3-0	2-1	3-0	4-0	5-0	5-0	4-0	2-0	40-5
Playing October games	0-1	3-1	2-3	4-1	3-0	3-1	4-0	5-0	4-0	2-1	3-0	3-0	5-0	41-8
Playing November games	4-1	3-1	2-2	1-2	3-1	3-1	3-1	4-0	3-1	4-0	4-0	4-0	1-1	39-11
Playing December games	0-0	1-1	0-1	1-0	1-0	0-0	1-0	2-0	2-0	1-0	2-0	2-0	2-0	15-2
Playing January games	0-1	0-0	0-0	0-1	0-0	1-0	0-0	0-0	1-0	0-1	1-0	0-1	0-1	3-6

# HEAD COACH DABO SWINNEY



The 1993 Alabama graduate joined the Clemson staff prior to the 2003 season. In his first 18 years as an assistant or head coach, the Tigers finished in the top 25 of the polls 14 times and totaled 41 wins over top-25 teams.

Swinney coached his wide receiver position to a level of consistency that had not been seen previously at Clemson. He had a wide receiver finish first or second in the ACC in catches in five of his six seasons as an assistant coach. In his first season, he had three of the top-10 receivers in the conference, a first in Tiger history.

In his 18 seasons at Clemson, a Tiger wide receiver has earned All-ACC status in 17 of those campaigns, including a first- or second-team All-ACC selection (Derrick Hamilton, Airese Currie, Chansi Stuckey, Aaron Kelly, Jacoby Ford, Sammy Watkins, DeAndre Hopkins, Artavis Scott, Mike Williams, Tee Higgins, Amari Rodgers) in 16 of those 18 seasons.

The Alabama native has a reputation as one of the top recruiters in the nation. In 2006, he was listed as the No. 5 recruiter in the nation by Rivals. He signed 38 players in his five recruiting seasons as an assistant coach and was a major reason Clemson's 2008 recruit-

ing class was rated No. 2 in the nation by ESPN when he signed 11 players. Clemson's 2020 class finished as a consensus Top 3 class, earning the top ranking from ESPN, a No. 2 rank by Rivals and a No. 3 ranking in the 247 Composite.

When Swinney accepted the interim head coaching position at Clemson on Oct. 13, 2008, he described his feelings as "bittersweet," because he was taking over for Bowden, who had been his first position coach at Alabama in the 1989 season. He had also brought Swinney back to the coaching profession in 2003 and has had a profound effect on his life. Both had followed similar paths as players, as Bowden was a walk-on at West Virginia and Swinney was a walk-on at Alabama.

Swinney received a commerce & business administration degree from Alabama in 1993 after lettering three times (1990-92). A walk-on who went on to earn a scholarship, Swinney was a wide receiver on Alabama's 1992 national championship team. He was also named Academic All-SEC along with being an SEC Scholar-Athlete Honor Roll member in 1990 and 1992.

Along with his appearance in the 1993 Sugar Bowl, his Alabama teams played in the 1990 Sugar Bowl, 1991 Fiesta Bowl and 1991 Blockbuster Bowl. Both

Sugar Bowl appearances came after winning the SEC title game.

After his playing career, he was a graduate assistant at Alabama from 1993-95. He received a master's degree in business administration from Alabama in 1995.

He became a full-time assistant coach at Alabama in February 1996 under head coach Gene Stallings and coached a total of five seasons there on a full-time basis. Swinney was assigned to coach the Crimson Tide's wide receivers and tight ends in 1996, a season that saw Alabama win the SEC West Division title. The following year, he solely coached the tight ends.

In 1998, he coached Alabama's wide receivers, a position he held for three years. At the end of 1999, Swinney coached the Crimson Tide in the 2000 Orange Bowl after winning the SEC Championship Game.

During his time at Alabama, Swinney was a part of six teams with double-digit wins, five top-10 finishes, one national title (1992), three SEC championships (1989, 92, 99) and five SEC West Division titles (1992, 93, 94, 96, 99) as a player and coach.

Swinney married the former Kathleen Bassett in 1994. They have three sons, Will, Drew and Clay. Will and Drew are both on the 2021 Tiger football team.

## SWINNEY'S RECORDS VS. OPPONENTS

Opponent	W	L	Win %	CU	Opp.
Alabama	2	2	.500	125	116
App State	1	0	1.000	41	10
Auburn	4	1	.800	121	89
Ball State	1	0	1.000	52	27
<b>Boston College</b>	<b>12</b>	<b>1</b>	<b>.923</b>	<b>428</b>	<b>202</b>
Charlotte	1	0	1.000	52	10
Coastal Carolina	1	0	1.000	49	3
Duke	3	0	1.000	122	33
<b>Florida State</b>	<b>7</b>	<b>5</b>	<b>.583</b>	<b>378</b>	<b>319</b>
Furman	2	0	1.000	89	14
<b>Georgia</b>	<b>1</b>	<b>1</b>	<b>.500</b>	<b>59</b>	<b>80</b>
Georgia Southern	1	0	1.000	38	7
Georgia State	1	0	1.000	28	0
<b>Georgia Tech</b>	<b>9</b>	<b>5</b>	<b>.643</b>	<b>497</b>	<b>309</b>
Kent State	1	0	1.000	56	3

Kentucky	1	0	1.000	21	13
<b>Louisville</b>	<b>6</b>	<b>0</b>	<b>1.000</b>	<b>254</b>	<b>117</b>
LSU	1	1	.500	50	66
Maryland	4	1	.800	193	113
Miami (Fla.)	4	1	.800	199	87
Middle Tennessee	1	0	1.000	37	14
<b>NC State</b>	<b>10</b>	<b>1</b>	<b>.909</b>	<b>413</b>	<b>241</b>
Nebraska	0	1	.000	21	26
North Carolina	4	1	.800	191	151
North Texas	1	0	1.000	35	10
Notre Dame	3	1	.750	128	82
Ohio State	3	1	.750	128	107
Oklahoma	2	0	1.000	77	23
<b>Pittsburgh</b>	<b>2</b>	<b>1</b>	<b>.667</b>	<b>136</b>	<b>70</b>
Presbyterian	1	0	1.000	58	21
<b>South Carolina</b>	<b>7</b>	<b>5</b>	<b>.583</b>	<b>358</b>	<b>273</b>

<b>South Carolina State</b>	<b>3</b>	<b>0</b>	<b>1.000</b>	<b>184</b>	<b>20</b>
South Florida	0	1	.000	26	31
<b>Syracuse</b>	<b>7</b>	<b>1</b>	<b>.875</b>	<b>295</b>	<b>124</b>
TCU	0	1	.000	10	14
Texas A&M	2	0	1.000	52	36
The Citadel	3	0	1.000	162	9
Troy	2	0	1.000	73	43
Virginia	5	0	1.000	209	74
Virginia Tech	6	0	1.000	217	102
<b>Wake Forest</b>	<b>12</b>	<b>0</b>	<b>1.000</b>	<b>479</b>	<b>140</b>
West Virginia	0	1	.000	33	70
Wofford	3	0	1.000	143	51
<b>Totals</b>	<b>140</b>	<b>33</b>	<b>.809</b>	<b>6317</b>	<b>3350</b>

Note: Dabo Swinney took over as head coach on Oct. 13, 2008. The last seven games of 2008 are credited to his record; **bold** denotes 2021 opponent.



# SUPERLATIVES UNDER DABO SWINNEY

## TEAM

Category	Clemson Team High	Opponent Team High
Total Offense	754 vs. <b>NC State, 11-17-12</b>	667 by Florida State, 9-22-12
Plays	102 vs. <b>NC State, 11-17-12</b>	99 by <b>Louisville, 10-1-16</b>
Yards Per Play	11.6 vs. <b>Louisville, 11-3-18</b>	8.9 by Florida State, 9-22-12
Rushing Yards	492 vs. <b>Louisville, 11-3-18</b>	383 by Georgia Tech, 10-29-11
Carries	63 vs. Miami (Fla.), 10-24-15	67 by Georgia Tech, 10-29-11
Yards Per Carry	13.3 vs. <b>Louisville, 11-3-18</b>	8.0 by Georgia, 8-30-14
Rushing Touchdowns	7 vs. <b>South Carolina, 11-24-18</b>	5 by Florida State, 9-22-12
Passing Yards	580 vs. <b>Pittsburgh, 11-12-16</b>	510 by <b>South Carolina, 11-26-16</b>
Completions	52 vs. <b>Pittsburgh, 11-12-16</b>	32 by West Virginia, 1-4-12
Passing Attempts	70 vs. <b>Pittsburgh, 11-12-16</b>	32 by <b>South Carolina, 11-26-16</b>
Completion % (min. 10 comp.)	83.3 vs. <b>South Carolina, 11-26-16</b>	53 by <b>NC State, 11-17-12</b>
Passing Efficiency (min. 10 comp.)	83.3 vs. Wake Forest, 10-6-18	77.1 by Florida State, 9-22-12
Passing Touchdowns	236.1 vs. Virginia, 12-7-19	257.6 by Ohio State, 1-1-21
Longest Pass	7 vs. Georgia Tech, 10-17	6 by West Virginia, 1-4-12
First Downs	96 vs. Virginia, 11-2-13	6 by Ohio State, 1-1-21
Total Touchdowns	40 vs. <b>South Carolina, 11-26-16</b>	94 by <b>Florida State, 10-19-13</b>
Points	11 vs. <b>Louisville, 11-3-18</b>	31 by West Virginia, 1-4-12
Field Goals	77 vs. <b>Louisville, 11-3-18</b>	31 by <b>Louisville, 10-1-17</b>
Punting Average (min. 3 punts)	6 vs. <b>Boston College, 9-19-09</b>	10 by West Virginia, 1-4-12
Time of Possession	52.7 vs. <b>Miami (Fla.), 10-10-20</b>	70 by West Virginia, 1-4-12
Penalties	39:37 vs. <b>Florida State, 10-12-19</b>	4 by many (4)
Penalty Yards	15 vs. Ohio State, 1-3-14	57.7 by <b>Wake Forest, 11-16-19</b>
Turnovers	144 vs. Ohio State, 1-3-14	41:52 by <b>North Texas, 9-4-10</b>
Third-Down Conversions	6 vs. many (3)	16 by Florida State, 10-27-18
Third-Down Conversion %	14 vs. <b>Auburn, 9-17-11</b>	135 by <b>Miami (Fla.), 10-10-21</b>
Punt Return Yards	87.5 vs. <b>Louisville, 11-3-18</b>	6 by <b>North Carolina, 10-22-11</b>
Kickoff Return Yards	135 vs. <b>Middle Tennessee, 9-5-09</b>	11 by many (3)
Interception Return Yards	248 vs. Maryland, 10-15-11	66.7 by <b>Florida State, 10-19-13</b>
Interceptions By Defense	105 vs. Virginia Tech, 12-3-11	85 by Georgia Tech, 9-10-09
Fumble Return Yards	4 vs. <b>South Carolina, 11-29-08</b>	290 by <b>North Carolina, 10-22-11</b>
Sacks	4 vs. Syracuse, 10-5-13	147 by Georgia Tech, 11-15-14
	4 vs. <b>Pittsburgh, 11-28-20</b>	4 by <b>Georgia Tech, 10-18-08</b>
	66 vs. Virginia Tech, 12-5-20	103 by West Virginia, 1-4-12
	11 vs. <b>Auburn, 9-9-17</b>	6 by Florida State, 11-8-08
		6 by <b>South Carolina, 11-24-12</b>

## INDIVIDUAL

Category	Clemson Individual Best	Opponent Individual Best
Total Offense	588 by <b>Deshaun Watson vs. Pittsburgh, 11-12-16</b>	490 by <b>Jake Bentley (South Carolina), 11-24-18</b>
Rushing Yards	233 by C.J. Spiller vs. Georgia Tech, 12-5-09	198 by Todd Gurley (Georgia), 8-30-14
Carries	30 by Roderick McDowell vs. Maryland, 10-26-13	37 by Montel Harris (Boston College), 10-30-10
Rushing Touchdowns	30 by Wayne Gallman vs. Auburn, 9-3-16	4 by Dalvin Cook (Florida State), 10-29-16
Longest Carry	4 by C.J. Spiller vs. Georgia Tech, 12-5-09	82 by Anthony Allen (Georgia Tech), 9-10-09
Passing Yards	90 by <b>Travis Etienne vs. Georgia Tech, 8-29-19</b>	510 by <b>Jake Bentley (South Carolina), 11-24-18</b>
Completions	580 by <b>Deshaun Watson vs. Pittsburgh, 11-12-16</b>	32 by Geno Smith (West Virginia), 1-4-12
Passing Attempts	52 by <b>Deshaun Watson vs. Pittsburgh, 11-12-16</b>	32 by <b>Jake Bentley (South Carolina), 11-24-18</b>
Completion % (min. 10 comp.)	70 by <b>Deshaun Watson vs. Pittsburgh, 11-12-16</b>	53 by <b>Mike Glennon (NC State), 11-17-12</b>
Passing Efficiency (min. 10 comp.)	95.0 by <b>Cole Stoudt vs. SC State, 9-7-13</b>	77.1 by EJ Manuel (Florida State), 9-22-12
Passing Touchdowns	261.9 by Tajh Boyd vs. Syracuse, 10-5-13	257.6 by Justin Fields (Ohio State), 1-1-21
Receptions	6 by <b>Deshaun Watson vs. North Carolina, 9-27-14</b>	6 by Geno Smith (West Virginia), 1-4-12
	6 by <b>Deshaun Watson vs. South Carolina, 11-26-16</b>	6 by Justin Fields (Ohio State), 1-1-21
Receiving Yards	16 by Sammy Watkins vs. Ohio State, 1-3-14	12 by Tavon Austin (West Virginia), 1-4-12
Receiving Touchdowns	227 by Sammy Watkins vs. Ohio State, 1-3-14	12 by Cam Phillips (Virginia Tech), 12-3-16
All-Purpose Yards	3 by many (4), many times (6)	219 by <b>Tobais Palmer (NC State), 11-17-12</b>
Total Touchdowns	345 by Sammy Watkins vs. Maryland, 10-15-11	4 by Tavon Austin (West Virginia), 1-4-12
Points	4 by C.J. Spiller vs. Georgia Tech, 12-5-09	496 by <b>Tobais Palmer (NC State), 11-17-12</b>
Field Goals	24 by C.J. Spiller vs. Georgia Tech, 12-5-09	4 by Tavon Austin (West Virginia), 1-4-12
Punting Average (min. 3 punts)	6 by <b>Richard Jackson vs. Boston College, 9-19-09</b>	4 by Todd Gurley (Georgia), 8-30-14
Punt Return Yards	53.6 by <b>Will Spiers vs. Syracuse, 10-24-20</b>	4 by Dalvin Cook (Florida State), 10-29-16
Kickoff Return Yards	119 by <b>C.J. Spiller vs. Boston College, 9-19-09</b>	24 by Dalvin Cook (Florida State), 10-29-16
Interception Return Yards	207 by Sammy Watkins vs. Maryland, 10-15-11	24 by Tavon Austin (West Virginia), 1-4-12
Interceptions	86 by Van Smith vs. Ohio State, 12-31-16	24 by Todd Gurley (Georgia), 8-30-14
Fumble Return Yards	2 by many (5), many times (7)	24 by Dalvin Cook (Florida State), 10-29-16
Tackles	66 by <b>Derion Kendrick vs. Virginia Tech, 12-5-20</b>	4 by many (4)
Tackles For Loss	18 by <b>Spencer Shuey vs. Georgia, 8-31-13</b>	64.8 by <b>Nolan Cooney (Syracuse), 10-24-21</b>
Sacks	6 by Andre Branch vs. Virginia Tech, 10-1-11	85 by Jerrard Tarrant (Georgia Tech), 9-10-09
	4 by Andre Branch vs. Virginia Tech, 10-1-11	277 by <b>Tobais Palmer (NC State), 11-17-12</b>
	4 by <b>Austin Bryant vs. Auburn, 9-9-17</b>	85 by Jamal Golden (Georgia Tech), 11-15-14
		2 by <b>Morgan Burnett (Georgia Tech), 10-18-08</b>
		2 by Jemea Thomas (Georgia Tech), 10-29-11
		2 by <b>Jaire Alexander (Louisville), 10-1-16</b>
		99 by Darwin Cook (West Virginia), 1-4-12
		23 by Cole Farrand (Maryland), 10-26-13
		4.5 by <b>Jadeveon Clowney (South Carolina), 11-24-12</b>
		4.5 by <b>Brian Burns (Florida State), 11-11-17</b>
		4.5 by <b>Jadeveon Clowney (South Carolina), 11-24-12</b>

\* - in teams' own territory; Note: Teams' "points" and "total touchdowns" include defensive and special teams' points; **bold** denotes a Clemson home game.

# FOOTBALL ADMINISTRATION



## WOODY McCORVEY

- CHIEF OF FOOTBALL ADMINISTRATION
- 20<sup>TH</sup> SEASON AT CLEMSON
- ALABAMA STATE '72

Woody McCorvey has been a significant part of the two greatest eras in Tiger football. In the 1980s he was on the staff of hall of fame coach Danny Ford, and helped Clemson to a 60-19-3 record, three ACC titles and four bowl wins. He was on the staff of five Clemson teams that finished in the final top 20 of the AP poll.

Now, McCorvey is back at Clemson, and Dabo Swinney would be the first to say how important he has been in contributing to Clemson's recent run of 10 consecutive 10-win seasons.

"He is my national security advisor," said Swinney. "My experience with him dates to my days as a player at Alabama when he was my position coach. He coached at Clemson in the 1980s under Danny Ford and knows all about our winning tradition."

The 2021 season is his 44th in college football as either a coach or an administrator. He returned to Clemson for the 2009 season, Swinney's first full year, and he has helped him bring the Tigers to a level of consistent excellence that culminated in national championships following the 2016 and 2018 seasons.

With Ford's induction in 2017, McCorvey has now worked for three coaches in the College Football Hall of Fame. He has also been in significant coaching roles with Gene Stallings and Phil Fulmer. He has worked for four national championship coaches in Ford, Fulmer, Stallings and Swinney.

Swinney has a 136-30 record as head coach since McCorvey joined his staff. That includes eight wins over top-10 teams in bowl games in the last nine years. The Tigers have won seven ACC titles, eight division titles (plus an additional championship berth in a divisionless season in 2020) and posted 10 bowl wins in 12 years.

McCorvey serves as the primary liaison between Swinney and the athletic and IPTAY administrations.

### McCORVEY'S COACHING EXPERIENCE

Year(s)	School	Location
1972-77	Tate High School	Pensacola, Fla.
1978	North Carolina Central	Durham, N.C.
1979-82	Alabama A&M	Huntsville, Ala.
1983-89	Clemson	Clemson, S.C.
1990-97	Alabama	Tuscaloosa, Ala.
1998	South Carolina	Columbia, S.C.
1999-04	Tennessee	Knoxville, Tenn.
2004-08	Mississippi State	Starkville, Miss.

He also oversees the management of the football administrative offices.

He supervises the football budget and works with the academic staff to oversee that important area. Prior to the NCAA suspending APR reporting in the COVID-19 pandemic, Clemson finished in the top-10 percent of all FBS programs in APR scores in nine of the previous 10 years, one of only three schools to make that claim.

As a Clemson wide receivers and tight ends coach from 1983-89, he recruited future Pro Bowlers Donnell Woolford and Chester McGlockton. He also coached NFL players Keith Jennings and K.D. Dunn.

McCorvey coached at the Division I level for 26 years and went to a bowl game 17 of those seasons. He coached or signed 36 players who went on to a professional football career as well.

From 1990-08, he coached in the SEC every year, including each of the last five at Mississippi State, where he served as assistant head coach and offensive coordinator in addition to coaching the quarterbacks. He was a big reason it won eight games, including wins over Auburn, Alabama, and Mississippi, in 2007. He also coached 2010 NFL draft pick Anthony Dixon.

McCorvey coached at Tennessee for five years (1999-03). With him heading the running game, the Volunteers had a 46-14 record. He helped guide Tennessee to the 2000 Fiesta Bowl, 2001 Cotton Bowl, 2002 Citrus Bowl, and 2002 and 2003 Peach Bowls. Tennessee won three consecutive New Year's Day Bowl games from 2000-02 as well.

Under McCorvey's leadership, Tennessee maintained the school's reputation of having an outstanding rushing attack. The Volunteers led the SEC in rushing in 1999, averaging 191.3 yards per game. His work helped tailback Travis Stephens pace the SEC in rushing yards (1,464) in 2001.

One year prior, McCorvey helped tailback Travis Henry finish second in the league and 14th in the nation in rushing yards (1,314). Another of his protegés was Jamal Lewis, who finished in the top five on the Tennessee career rushing list and was the No. 5 overall pick of the 2000 NFL draft. Lewis had an All-Pro career in the NFL.

Prior to joining the staff at Tennessee, McCorvey worked one season at South Carolina, where he served as the wide receivers coach in 1998 under former Tiger assistant coach Brad Scott.

McCorvey took the South Carolina job following an eight-year stay at Alabama from 1990-97. He served seven seasons as its wide receivers coach and the 1996 campaign as offensive coordinator. He was the assistant head coach in 1997 as well.

Alabama had five top-25 final rankings in his tenure, including three seasons in the top five. The Crimson Tide won the 1992 national title with McCorvey serving as wide receivers coach and Swinney as one of his student-athletes. That season culminated with a 34-13 win over heavily-favored Miami (Fla.) in the Sugar Bowl. Current Clemson Director of Football Scouting Danny Pearman was also on that staff.

During the 1990-96 era, Alabama posted a 70-16-1 record and played in six bowl games. With McCorvey at the controls of the offense in 1996, Alabama finished 10-3, including a win over Michigan in the Outback Bowl.

Alabama's players flourished under his guidance. As offensive coordinator, running back Shaun Alexander established many school records and later went on to a Pro Bowl career with the Seattle Seahawks. In 1993, David Palmer established school records for catches and receiving yards along with earning first-team All-America honors. Palmer was third in the Heisman Trophy balloting, the highest finish in history for an Alabama player at the time.

From 1979-82, he served as an assistant coach at Alabama A&M and helped that program to the No. 6 rushing offense in Division II in 1981 after finishing 11th in the nation in scoring offense in 1980. McCorvey began his college coaching career at North Carolina Central in 1978.

McCorvey began his coaching career with a six-year stint (1972-77) at J.M. Tate Senior High School in Florida. A quarterback at Alabama State from 1968-71, McCorvey earned his bachelor's degree from Alabama State in 1972 and a Master's degree from West Florida in 1977.

He was the recipient of the 2015 AFCA Outstanding Achievement Award for his contributions to college football. In 2013, he was on the Rose Bowl Advisory Committee and returned to that role in 2017. He was a member of the College Football Playoff Advisory Committee in 2014-15 as well.

In 2010, McCorvey was inducted into the Atmore (Ala.) Hall of Fame. He was inducted into the Alabama Sports Hall of Fame in 2020 as part of an induction class that included Sylvester Croom, with whom he coached at Mississippi State.

The Atmore, Ala., native is married to the former Ann Brown. The couple has a son, Marlon, daughter-in-law Brooke, and grandson, Beau.



WOODY AND WIFE, ANN, WITH GRANDSON, BEAU.



# ASSISTANT COACHES



## BRENT VENABLES

- ASSOCIATE HEAD COACH • DEFENSIVE COORDINATOR • LINEBACKERS
- 10<sup>TH</sup> SEASON AT CLEMSON
- 29<sup>TH</sup> SEASON OVERALL
- KANSAS STATE '92

- In his 25 years as a full-time assistant coach, his teams have 25 winning seasons, have been to 29 bowl games and have won 10+ games 21 times.
- Has coached in eight national championship games, helping Clemson to four berths and two titles. Also has a 13-2 mark in 15 conference championship games in which he's coached, including a 6-0 record in ACC Championship Games with Clemson.
- Clemson led the ACC in total defense (326.8 yards per game) in 2020 for the fourth time in five years.
- His 2020 group produced 46 sacks, tied for the most in the nation, despite no single player producing more than 4.5. A total of 21 Clemson players contributed at least half a sack, the most in the country and the most in a season in the Dabo Swinney era.
- Helped linebacker Isaiah Simmons earn the 2019 Butkus Award as the nation's top linebacker. Simmons was Venables' seventh career Butkus finalist and third career Butkus winner. Simmons earned ACC Defensive Player of the Year honors in 2019 as one of Clemson's eight All-ACC selections on defense.
- Coordinated a 2019 unit that did not allow its first 12 opponents to reach 300 yards, the first unit on record since 1996 to do so. Clemson finished in the Top 10 in total defense (228.3 yards per game) for a sixth straight season, the longest active streak in the country, and finished third in the country in scoring defense (13.5 points per game).
- Helped Clemson hold opponents to 20 or fewer points in 16 consecutive games from 2018-19. A streak of that length had not occurred at Clemson in 79 years, when Hall of Famers Jess Neely and Frank Howard combined for a 31-game streak from 1937-40.
- Led the country in scoring defense (13.1 points per game) for the first time in school history in 2018.

### THE VENABLES FILE

#### PLAYING EXPERIENCE

Played two seasons (1989,90) at Garden City (Kan.) Community College ... lettered two times as a linebacker at Kansas State (1991,92).

#### EDUCATION

Graduated from Kansas State with a political science degree in 1992.

#### PERSONAL DATA

Born Dec. 18, 1970 ... he and his wife, Julie, have two sons, Jake and Tyler, and two daughters, Laney and Addie.

Ranked fourth in rushing defense (96.3 yards per game), fifth in total defense (285.9 yards per game).

- Unit set a school record with 54 sacks in 2018, the third-most by any FBS team in a season since 2000.
- His 2018 defense produced five first- or second-team All-Americans, including two consensus selections (Clelin Ferrell and Christian Wilkins). Ferrell also won the Ted Hendricks Award as the nation's top defensive end and Wilkins won the Campbell Trophy, known colloquially as the "Academic Heisman." Linebacker Tre Lamar was a finalist for the Butkus Award.
- His 2017 defense was second in the nation in scoring defense (13.6) and fourth in the nation in total defense (276.7).
- Helped linebackers Dorian O'Daniel (2017) and Tre Lamar (2018) earn Butkus Award finalist selections.
- Recipient of the 2016 Frank Broyles Award as the nation's top assistant coach. His 2016 group amassed 130 tackles for loss and a then-school-record 49 sacks. His teams led the NCAA in tackles for loss four seasons in a row from 2013-16.

### VENABLES' COACHING RECORD

Year	School	Position(s)	W-L	Bowl(s)
1993	Kansas State	GA	9-2-1	Copper
1994	Kansas State	GA	9-3	Aloha
1995	Kansas State	GA	10-2	Holiday
1996	Kansas State	LB	9-3	Cotton
1997	Kansas State	LB	11-1	Fiesta
1998	Kansas State	LB,DRGC	11-2	Alamo
1999	Oklahoma	Co-DC, LB	7-5	Independence
2000	Oklahoma	Co-DC, LB	13-0	Orange
2001	Oklahoma	Co-DC, LB	11-2	Cotton
2002	Oklahoma	Co-DC, LB	12-2	Rose
2003	Oklahoma	Co-DC, LB	12-2	Sugar
2004	Oklahoma	AHC, DC, LB	12-1	Orange
2005	Oklahoma	AHC, DC, LB	8-4	Holiday
2006	Oklahoma	AHC, DC, LB	11-3	Fiesta
2007	Oklahoma	AHC, DC, LB	11-3	Fiesta
2008	Oklahoma	AHC, DC, LB	12-2	BCS Championship
2009	Oklahoma	AHC, DC, LB	8-5	Sun
2010	Oklahoma	AHC, DC, LB	12-2	Fiesta
2011	Oklahoma	AHC, DC, LB	10-3	Insight
2012	Clemson	DC, LB	11-2	Chick-fil-A
2013	Clemson	DC, LB	11-2	Orange
2014	Clemson	DC, LB	10-3	Russell Athletic
2015	Clemson	DC, LB	14-1	Orange, CFPNGC
2016	Clemson	DC, LB	14-1	Fiesta, CFPNGC
2017	Clemson	DC, LB	12-2	Sugar
2018	Clemson	AHC, DC, LB	15-0	Cotton, CFPNGC
2019	Clemson	AHC, DC, LB	14-1	Fiesta, CFPNGC
2020	Clemson	AHC, DC, LB	10-2	Sugar

Years as a full-time college coach: .....25  
 Winning seasons: .....25  
 Bowl seasons: .....25  
 Record as an assistant coach: .....281-54 (.839)  
 Record at Clemson: .....111-14 (.888)

- Ben Boulware was a first-team All-ACC performer and second-team Walter Camp All-American in 2016, as well as ACC Co-Defensive Player of the Year.
- Was FootballScoop's Defensive Coordinator of the Year in 2014 and Rivals' Recruiter of the Year in 2015.
- Finalist for the 2015 Broyles Award after his defense finished fourth nationally in third-down conversion percentage (27.7) and in sacks per game (3.2) and fifth in tackles for loss per game (8.4).
- His 2014 defense led the nation in total defense (260.8), pass efficiency defense (98.3), first downs allowed (185), third-down conversion percentage defense (27.4) and tackles for loss (131).
- His 2013 unit led the nation in tackles for loss (122).
- Named one of Rivals' top-25 recruiters in the nation in 2013 and one of 247Sports' top-50 recruiters in the nation in 2013.
- Coached 13 years (1999-11) at Oklahoma and three years (1996-98) at Kansas State. Was a graduate assistant at Kansas State for three years (1993-95).
- Served as co-defensive coordinator (1999-03) and defensive coordinator at Oklahoma (2004-11).
- Linebackers under his direction were named Big 12 Defensive Player of the Year five times and Big 12 Defensive Newcomer of the Year five times. Has coached three Butkus Award winners and among seven total Butkus Award finalists in his career.
- Broyles Award finalist in the 2006 season when Oklahoma led the Big 12 in total defense and scoring defense.
- Oklahoma ranked first in the nation in total defense, first in passing defense, second in pass efficiency defense, third in scoring defense and fifth in turnover margin in 2003.
- His 2001 defense was fourth in the nation in scoring defense, fourth in total defense, fifth in pass efficiency defense and seventh in rushing defense.
- Also owns a national title ring as co-defensive coordinator and linebackers coach at Oklahoma in 2000.
- As a player at Kansas State, he was Honorable Mention All-Big Eight in 1992 with 124 tackles. He was also an All-American at Garden City (Kan.) Community College who recorded 276 career tackles.



# ASSISTANT COACHES



## TONY ELLIOTT

- ASSISTANT HEAD COACH • OFFENSIVE COORDINATOR • TIGHT ENDS
- 11<sup>TH</sup> SEASON AT CLEMSON
- 16<sup>TH</sup> SEASON OVERALL
- CLEMSON '02

- Clemson's run of 10 straight 10-win seasons started when he became a full-time assistant coach. Clemson is 121-18 since he returned to Clemson in 2011.
- Recipient of the 2017 Frank Broyles Award as the nation's top assistant coach.
- Running backs Coach of the Year by FootballScoop in 2017.
- Transitioned from running backs to tight ends and added the Assistant Head Coach title in early 2021.
- Guided Travis Etienne to one of the most illustrious careers in ACC and college football history, helping him set the NCAA record for most games scoring a touchdown (46) and secure ACC records for career rushing yards (4,952), total touchdowns (78), rushing touchdowns (70) and points (468).
- Helped Etienne become a consensus All-American as an all-purpose pick in 2020 and earn finalist selections for the Doak Walker Award and Hornung Award. Etienne finished his career as one of only 12 players in FBS history with 4,000 career rushing yards and 1,000 career receiving yards.
- Coached Etienne to back-to-back ACC Player of the Year honors in 2018 and 2019, the first running back to collect the award in consecutive years in more than four decades (Mike Voight in 1975-76).
- Clemson averaged a national-best 6.37 yards per carry in 2019, the second-most in school history.
- Elliott's 2018 and 2019 offenses were responsible for two of the 22 650-point seasons in major college foot-

### THE ELLIOTT FILE

#### PLAYING EXPERIENCE

Lettered four times (2000-03) as a wide receiver at Clemson.

#### BOWL PARTICIPATION AS A PLAYER

2001 Gator Bowl ... 2001 Humanitarian Bowl ... 2002 Tangerine Bowl ... 2004 Peach Bowl.

#### EDUCATION

Degree in industrial engineering from Clemson in 2002 with a team-high 3.55 GPA.

#### PERSONAL DATA

Born Nov. 26, 1979 in Watsonville, Calif. ... he and his wife, Tamika, have two sons, A.J. and Ace

ball history. Clemson was the first school with back-to-back 650-point seasons since Yale in 1888-89, predating the start of official NCAA recordkeeping in 1937.

- Helped Clemson produce a school-record 3,723 rushing yards in 2018, breaking the record of 3,469 that had stood since 1978. Also broke the school records in yards per carry (6.55) and rushing touchdowns (49).
- Helped Etienne set school records in rushing yards (1,658) and rushing touchdowns (24) in 2018 while being named ACC Player of the Year and a Doak Walker Award finalist.

### ELLIOTT'S COACHING RECORD

Year	School	Position(s)	W-L	Bowl(s)
2006	SC State	WR	7-4	
2007	SC State	WR	7-4	
2008	Furman	WR	7-5	
2009	Furman	WR	6-5	
2010	Furman	WR	5-6	
2011	Clemson	RB	10-4	Orange
2012	Clemson	RB	11-2	Chick-fil-A
2013	Clemson	RB	11-2	Orange
2014	Clemson	RB	9-3	
	Clemson	Co-OC, RB	1-0	Russell Athletic
2015	Clemson	Co-OC, RB	14-1	Orange, CFPNCG
2016	Clemson	Co-OC, RB	14-1	Fiesta, CFPNCG
2017	Clemson	Co-OC, RB	12-2	Sugar
2018	Clemson	Co-OC, RB	15-0	Cotton, CFPNCG
2019	Clemson	Co-OC, RB	14-1	Fiesta, CFPNCG
2020	Clemson	Co-OC, RB	10-2	Sugar

Years as a full-time college coach: .....15  
 Winning seasons: .....14  
 Bowl seasons: .....10  
 Record as an assistant coach: .....153-42 (.785)  
 Record at Clemson: .....121-18 (.871)

- One of the top-25 recruiters in the nation in 2015 and one of the top-10 recruiters in the ACC by Rivals.
- Co-offensive coordinator of Clemson's 2016 and 2018 national championship teams. He was named co-offensive coordinator prior to the 2014 Russell Athletic Bowl. The Tigers have an 80-7 record in 87 games since his 2014 promotion.
- Coached a 1,000-yard rusher seven times, including Wayne Gallman in 2015 and 2016 and Etienne in 2018 and 2019.
- Coached All-ACC running back Roderick McDowell in 2013. He had 1,025 rushing yards and 29 receptions.
- Coached first-team All-ACC running back Andre Ellington in 2012. Ellington was just the third running back in school history with two 1,000-yard rushing seasons.
- Has both played and coached on AP Top 25 Clemson teams that have been in the final AP top 25. He played on the 2003 team that finished No. 23 and coached running backs in 2011, when the Tigers finished No. 22. Clemson has finished in the top-25 in each of the first 10 years he has been a full-time coach, including top-5 finishes in each of the last six seasons.
- Spent three seasons (2008-10) as wide receivers coach at Furman and two seasons (2006-07) at SC State.
- In 2008, he coached All-SoCon performer Adam Mims, who had a team-high 58 receptions, and David Hendrix, who set a freshman record with 46 receptions. Mims ended his career with 198 catches for 2,433 yards.
- Returned to coaching in 2006 as an assistant coach at SC State, which finished 23rd in total offense.
- Entered the business world after his playing days were over at Clemson and worked with Michelin North America for two years.
- Earned an undergraduate degree in industrial engineering in 2002, was a First-Team Academic All-ACC selection and a CoSIDA Academic District III member.
- Was a co-captain of Clemson's 2003 team that had a 9-4 record and a No. 22 final ranking by AP and USA Today. He had 23 catches for 286 yards and a touchdown that season. He was also a recipient of a ACC's Weaver-James-Corrigan Postgraduate Scholarship.
- Dabo Swinney was his position coach during his senior season (2003). That year in a survey of Clemson players conducted by Anderson Independent, he was named the team's "most respected player."
- Had 34 receptions for 455 yards and two touchdowns in his career. He came to Clemson as a walk-on in the fall of 1999 and finished his career with four letters and 44 games, including four as a starter as a senior (2003). He had a touchdown catch at Georgia Tech that year.





# ASSISTANT COACHES



## MICKEY CONN

- SPECIAL TEAMS COORDINATOR • SAFETIES
- 5<sup>TH</sup> SEASON AT CLEMSON
- 5<sup>TH</sup> SEASON OVERALL
- ALABAMA '95

- Became Clemson's full-time assistant coach for safeties in January 2017.
- Added the role of Special Teams Coordinator in early 2021.
- Guided Nolan Turner to a second-team All-America and second-team All-ACC selection in 2020. Turner's three picks led Clemson as the Tigers finished in the top 10 in the nation in interceptions.
- Oversaw a veteran unit in 2019 that included seniors Tanner Muse and K'Von Wallace, who earned first- and third-team All-ACC honors, respectively, in helping Clemson allow an opponent passer rating of 105.37, the second-lowest in the country. It was Clemson's best ranking in opponent passer rating since leading the country in that category in 2014.
- Shared 2019 FootballScoop Defensive Backs Coach of the Year honors with Cornerbacks Coach Mike Reed.
- Muse was a Thorpe Award semifinalist and third-team AP All-American in 2019 who became the first Clemson defensive back to earn All-America status from the Associated Press since cornerback Cordrea Tankersley's third-team selection in 2016. Muse was

### THE CONN FILE

#### PLAYING EXPERIENCE

Lettered at Alabama under head coach Gene Stallings from 1992-94 ... member of the team in 1990 and 1991.

#### BOWL PARTICIPATION AS A PLAYER

1991 Blockbuster Bowl ... 1993 Sugar Bowl vs. Miami (Fla.) ... 1993 Gator Bowl ... 1995 Citrus Bowl.

#### EDUCATION

Earned a bachelor's degree from Alabama in 1995 ... earned a master's degree from Ball State in 2006.

#### PERSONAL DATA

Born Oct. 9, 1971 ... he and his wife, Halie, have two sons, Brodey and Spencer.

the first Clemson safety to earn AP All-America honors since Jayron Kearshe in 2015.

- With Muse and Turner in 2019 and 2020, respectively, Clemson had a safety honored by NCAA-recognized All-America selectors in consecutive seasons for the

### CONN'S COACHING RECORD

Year	School	Position(s)	W-L	Bowl(s)
1996	Alabama	GA	10-3	Outback
1997	Alabama	GA	4-7	
2016	Clemson	SDA	14-1	Fiesta, CFPNCG
2017	Clemson	S	12-2	Sugar
2018	Clemson	S	15-0	Cotton, CFPNCG
2019	Clemson	S	14-1	Fiesta, CFPNCG
2020	Clemson	S	10-2	Sugar

Years as a full-time college coach: ..... 4  
 Winning seasons: ..... 4  
 Bowl seasons: ..... 4  
 Record as an assistant coach: ..... 51-5 (.911)  
 Record at Clemson: ..... 51-5 (.911)

first time since 1981-82, when Terry Kinard parlayed first-team honors by the AP and FWAA in 1981 into unanimous All-American honors in 1982.

- Helped Clemson's 2019 defense hold opponents under 300 yards in each of the first 12 games of the season, the first unit on record since 1996 to do so. Clemson finished in the Top 10 in total defense (228.3 yards per game) for a sixth straight season, the longest active streak in the country.
- Produced a second-team All-ACC honoree in Muse and an Honorable Mention selection in Wallace in 2018, as the 15-0 national title squad led the nation in scoring defense (13.1 points per game).
- His safeties helped Clemson rank fifth in the nation in pass efficiency defense (106.9) in 2017.
- Served as senior defensive analyst in 2016, helping the Tigers to the program's second national championship with a victory over his alma mater, Alabama.
- Contributed to a Clemson defense that finished tied for first in the nation in fewest passing yards allowed per attempt (5.6) and fourth in passing efficiency defense (100.2). Clemson was also sixth in interceptions (20) and eighth in total defense (311.5).
- Came to Clemson after 16 seasons as head coach at Grayson (Ga.) High School. The Rams were 137-48 with seven region titles, a state championship in 2011 and a state semifinal playoff appearance in 2015.
- Grayson High School finished in the top 25 in the nation four times, including No. 3 in 2011. It reached the No. 1 ranking in the nation twice during his tenure.
- Began his coaching career at Grayson High School on March 21, 2000, and started his career at Clemson on March 21, 2016.
- He owned the most victories at the highest classification in the state of Georgia before he came to the Clemson football program.
- Inducted into the Gwinnett County (Ga.) Sports Hall of Fame in 2019.
- Coached several current college and NFL players at Grayson High School, including two-time All-ACC running back Wayne Gallman, the No. 5 rusher in Clemson history. He also coached former Clemson starting cornerback Ryan Carter and former backup quarterback Nick Schuessler.
- Former Tiger quarterback Chase Brice is Conn's nephew.
- Coached at his alma mater, South Gwinnett High School in Atlanta, in 1998 and 1999. David Greene, who went on to play four years as a starter at Georgia, was his quarterback.
- Former graduate assistant coach at Alabama in 1996 and 1997. He was on staff when Dabo Swinney was a full-time coach with the Crimson Tide. Alabama was 10-3 and went to the Outback Bowl in 1996 with Conn and Swinney on staff.
- Was a teammate of Swinney at Alabama, as they were both on 1992 national title squad under Head Coach Gene Stallings. Conn lettered during the 1992, 1993 and 1994 seasons, but was on the team from 1990-94. He redshirted during his freshman season.
- Earned a bachelor's degree from Alabama in 1995.
- Earned a master's degree from Ball State in 2006.



# ASSISTANT COACHES



## BRANDON STREETER

- PASSING GAME COORDINATOR • QUARTERBACKS
- 8<sup>TH</sup> SEASON AT CLEMSON
- 18<sup>TH</sup> SEASON OVERALL
- CLEMSON '99

- Entering 14th full season at Clemson overall in 2021, including his playing career and tenures as a graduate assistant and full-time assistant coach.
- Returned to Clemson as the recruiting coordinator and quarterbacks coach in December 2014.
- In his six full seasons, has helped Clemson to six straight ACC titles, six straight CFP berths, four national championship berths and two national titles.
- As recruiting coordinator from 2014-19, he spearheaded Clemson's top-10 classes according to Rivals in five of the six years, including the record No. 2 class for 2020 that also ranked No. 1 according to ESPN.
- Helped Trevor Lawrence finish one of the most decorated careers in college football history in 2020, as Lawrence finished second in Heisman Trophy voting and was a finalist for the Maxwell, O'Brien, Manning, Unitas and Walter Camp awards and earned ACC Player of the Year and FWAA All-America honors.
- Oversaw Lawrence's career 34-2 record as a starter, the winningest quarterback in Clemson history and the third-best winning percentage (.944) by a starting quarterback with at least 30 career starts since Division I split in 1978, trailing only Miami's Ken Dorsey (.950) and USC's Matt Leinart (.949).
- Guided Lawrence as his 164.26 career pass efficiency rating broke Jameis Winston's ACC career record and helped Lawrence become the first quarterback ever to start three ACC Championship Game victories.
- Helped Clemson throw for a school-record 348.5 passing yards per game in 2020, including an individual-record 315.3 by Lawrence and helping true freshman D.J. Uiagalelei throw for 437 yards against No. 4 Notre Dame, an Irish opponent record.
- In 2019, helped Lawrence extend his streak of consecutive victories to open his career to 25, one shy of

### THE STREETER FILE

#### PLAYING EXPERIENCE

Played quarterback at Clemson from 1995-99 ... received the inaugural Brandon Streeter Award in 1999.

#### BOWL PARTICIPATION AS A PLAYER

1996 Gator Bowl ... 1996 Peach Bowl ... 1998 Peach Bowl ... 1999 Peach Bowl.

#### EDUCATION

Degree in health science from Clemson in 1999 and a Master's degree in human resource development from Clemson in 2001.

#### PERSONAL DATA

Born Jan. 1, 1977 ... he and his wife, Ashleigh, have three children, Chamberlin, Foard and Mason Morgan.

the FBS record by a starting quarterback. It was tied for the sixth-longest streak by an FBS starting quarterback at any point of a career.

- In 2018, helped Lawrence become the first first-year freshman starting quarterback to win a national title since Oklahoma's Jamelle Holieway in 1985. Lawrence was a second-team All-ACC honoree and freshman All-American in addition to being a Maxwell Award finalist and Davey O'Brien Award semifinalist. He also won ACC Offensive Rookie of the Year.
- Helped Lawrence win the Archie Griffin Award in 2018 as the nation's most valuable player after he set school freshman records in passing yards, passing touchdowns and wins as a starting quarterback.
- Coached Manning Award finalist and Davey O'Brien Award semifinalist Kelly Bryant in 2017. Earned Quarterbacks Coach of the Year from 247Sports.

### STREETER'S COACHING RECORD

Year	School	Position(s)	W-L	Bowl(s)
2002	Charleston Southern	QB	4-7	
2003	Charleston Southern	RC,RB	1-11	
2004	Clemson	GA	6-5	
2005	Clemson	GA	8-4	Champs Sports
2006	Liberty	QB	6-5	
2007	Liberty	QB	8-3	
2008	Liberty	QB	10-2	
2009	Liberty	OC,QB	8-3	
2010	Liberty	OC,QB	8-3	
2011	Liberty	OC,QB	7-4	
2012	Richmond	OC,QB	8-3	
2013	Richmond	OC,QB	6-6	
2014	Richmond	OC,QB	9-5	
	Clemson	RC,QB	1-0	Russell Athletic
2015	Clemson	RC,QB	14-1	Orange, CFPNCG
2016	Clemson	RC,QB	14-1	Fiesta, CFPNCG
2017	Clemson	RC,QB	12-2	Sugar
2018	Clemson	RC,QB	15-0	Cotton, CFPNCG
2019	Clemson	RC,QB	14-1	Fiesta, CFPNCG
2020	Clemson	PGC,QB	10-2	Sugar

Years as full-time college coach: .....17  
 Winning seasons: .....15  
 Bowl seasons as full-time college coach: .....7  
 Record as an assistant coach: .....155-59 (.724)  
 Record at Clemson: .....80-7 (.920)

- Coached Clemson's first two-time Heisman Trophy finalist, Deshaun Watson. He became the first player in FBS history with at least 4,000 passing yards and 1,000 rushing yards in a season in 2015.
- Watson was a two-time recipient of the Davey O'Brien and Manning awards, given to the nation's top quarterback. He also won the 2016 Johnny Unitas Golden Arm Award and 2016 Bobby Bowden Award.
- Coached the 2015 Tigers to 11 consecutive games with at least 500 yards of total offense, a school record.
- Six of the seven teams he worked with as an offensive coordinator between the 2008-14 seasons finished the year in the top 25 of the FCS poll. That included the 2014 Richmond team that entered the FCS playoffs ranked No. 16 in the nation.
- Helped the 2014 Richmond team to a 9-5 record and a bid to the FCS playoffs, as the Spiders reached the second round.
- Guided Richmond to a top-20 finish in passing offense each season from 2012-14. That included a 314-yard average, eighth highest in the nation, in 2014. The Spiders averaged 461 yards per game, 19th-most in the nation, and were second in third-down conversion percentage (51.6) and third in first downs (332).
- Richmond was seventh in the nation in passing yards (328) in 2013. Virtually every Richmond individual game, season and career school passing record was established during the 2013 season. The 2012 Richmond offense was 20th in passing offense and 21st in scoring offense. The Spider offense saw five players earn All-CAA recognition.
- Streeter served as quarterbacks coach at Liberty for six years, the last three as offensive coordinator. In 2011, Liberty led the Big South Conference in passing yards and pass efficiency.
- In 2010, Liberty averaged 36.5 points per game, a better mark than in 2009, when the Flames led the nation in scoring offense (36.4). That Liberty team won the Big South Conference title for a fourth straight year.
- He served as a graduate assistant at Clemson in 2004 and 2005, when Dabo Swinney was an assistant coach. Streeter worked with quarterback Charlie Whitehurst, third on Clemson's career passing yards chart, during those two seasons.
- Three-time letterman at Clemson from 1997-99. He was Clemson's starting quarterback the last two years. He was also a three-time member of the ACC Academic Honor Roll.





# ASSISTANT COACHES



## TODD BATES

- RECRUITING COORDINATOR • DEFENSIVE TACKLES
- 5<sup>TH</sup> SEASON AT CLEMSON
- 10<sup>TH</sup> SEASON OVERALL
- ALABAMA '05

- Joined the Clemson staff as defensive line coach in January 2017.
- In 2017, became the first Clemson coach to mentor all four defensive line positions since Ron West in 2004, and just the second to do it since 1998.
- Between his tenures at Jacksonville State (2014-16) and Clemson (2017-20), every primary starter under his tutelage has earned at least one all-conference selection.
- Was named Rivals' Recruiter of the Year for 2019 as a key contributor to Clemson's 2020 recruiting class that ranked No. 1 nationally according to ESPN, No. 2 according to Rivals and No. 3 according to the 247 Composite.
- Named as Recruiting Coordinator following the 2019 season.
- Coached an interior group that helped Clemson finish tied for first in the country in sacks (46) and second in the country in tackles for loss (109) in 2020.
- Guided Bryan Bresee to freshman All-America and First-Team All-ACC status in 2020, as Bresee joined Dexter Lawrence to become only the second Clemson player ever to earn ACC Defensive Rookie of the Year honors. Bresee's four sacks were the most by a true

### THE BATES FILE

#### PLAYING EXPERIENCE

Lettered three times as defensive lineman at Alabama from 2001-04.

#### BOWL PARTICIPATION AS A PLAYER

2001 Independence Bowl ... 2004 Music City Bowl.

#### EDUCATION

Earned bachelor's degree from Alabama in 2005.

#### PERSONAL DATA

Born March 12, 1983. He and his wife, La'Tesa, have daughter Angel, son Josiah, and twin daughters Summer and Star.

- freshman interior lineman in 2020, Clemson's second straight season having the FBS leader among first-year defensive tackles in that category (Tyler Davis in 2019).
- Along with Defensive Ends Coach Lemanski Hall, comprised a duo that was one of four finalists for 2020 FootballScoop Defensive Line Coach of the Year.
  - In 2019, helped accelerate the development of an extremely young defensive line, a group that helped

### BATES' COACHING RECORD

Year	School/Team	Position(s)	W-L	Bowl
2011	Idaho State	DL	2-9	
2012	Idaho State	DL	1-10	
2014	Jacksonville State	DL	10-2	
2015	Jacksonville State	DL	13-2	
2016	Jacksonville State	DL	10-2	
2017	Clemson	DL	12-2	Sugar
2018	Clemson	DT	15-0	Cotton, CFPNCG
2019	Clemson	DT	14-1	Fiesta, CFPNCG
2020	Clemson	RC,DT	10-2	Sugar

Years as a full-time college coach: ..... 9  
 Winning seasons: ..... 7  
 Bowl seasons: ..... 4  
 Record as an assistant coach: ..... 87-30 (.744)  
 Record at Clemson: ..... 51-5 (.911)

Clemson's defense hold each of its first 12 opponents under 300 total yards, the first program in available records back to 1996 to accomplish the feat.

- Both of his primary 2019 starters — true freshman Tyler Davis (second-team) and Nyles Pinckney (third-team) — earned All-ACC selections, as every primary starter in his tenure at Clemson has earned at least one all-conference honor. Davis earned the honor in 2019 while starting 13 games, the most by a true freshman defensive lineman in school history, including becoming the first Clemson defensive tackle to start a season opener as a true freshman since Jeff Mills in 1974.
- Coached one of the nation's best defensive lines in 2017 and 2018, including Austin Bryant, Clelin Ferrell, Dexter Lawrence and Christian Wilkins. All four earned either All-America or first-team All-ACC honors under Bates' guidance.
- Helped Wilkins collect Outland, Nagurski, Bednarik and Lott IMPACT finalist selections in 2018 in addition to winning the William V. Campbell Trophy.
- Guided Wilkins as he became the fifth unanimous All-American in Clemson history in 2018.
- Placed both of his starters at defensive tackle (Wilkins and Lawrence) on the First-Team All-ACC list in 2018 after the duo helped Clemson lead the nation in sacks (54) and scoring defense (13.1 points per game) and tie for the national lead in tackles for loss (136).
- His 2017 Tigers finished second in the nation in scoring defense (13.6) and fourth in total defense (276.7).
- Helped Jacksonville State to a 33-6 record in three seasons (2014-16). The Gamecocks reached the FCS National Championship Game in 2015 and compiled a perfect 23-0 mark in the Ohio Valley Conference with three titles in his time there.
- Produced multiple All-OVC selections in all three years of his tenure at Jacksonville State, as all five players to serve as primary starters in that span (Caleb Lawrence, Devaunte Sigler, Randy Robinson and Desmond Owino) all earned all-conference honors under Bates.
- Helped the 2016 Jacksonville State team to a 10-2 record and No. 6 final FCS ranking. That team was fourth in the nation in total defense, allowing just 275 yards per game.
- In 2014, Jacksonville State allowed a league-best 128 yards per game on the ground.
- Began his coaching career at Talladega (Ala.) High School in 2007, then served at Oxford (Ala.) High School from 2008-11.
- Spent time as an assistant coach at Idaho State in 2011 and 2012, then at East Central Junior College in Mississippi in 2013.
- Earned three letters at Alabama as a defensive end from 2001-04. He was a permanent co-captain in 2004.
- Alabama went to two bowl games in his career, as a freshman when it beat Iowa State in the Independence Bowl and Music City Bowl his senior year.
- Alabama was 10-3 and No. 11 in the final AP poll in 2002, Bates' sophomore season.
- Played defensive end for the Titans in 2005 and 2006.



# ASSISTANT COACHES



## ROBBIE CALDWELL

- OFFENSIVE LINEMEN
- 11<sup>TH</sup> SEASON AT CLEMSON
- 44<sup>TH</sup> SEASON OVERALL
- FURMAN '77

- Enters the 2021 season with a staff-high 43 years of experience in college coaching and staff-high 519 games as a college coach.
- Reached the 500-game milestone for his coaching career in 2019. Entering 2021, his 519 collegiate games coached are the most of any active Power Five coach. He, Maryland's Ron Zook and Stanford's Duane Akina are the only Power Five coaches to have coached 500 career games across the collegiate and pro ranks (Zook in the NFL, Akina in the CFL).
- Clemson has a 121-18 record, 10 10-plus win seasons, seven ACC titles, four appearances in the national championship game and national titles in 2016 and 2018 since his hire in 2011.
- Clemson offensive linemen have earned 24 all-conference selections since 2015, the most from any Power Five program in the country. That includes 10 first-team all-conference selections, tied with Alabama for third-most in the Power Five.
- Led by First-Team All-ACC tackle Jackson Carman and Second-Team All-ACC guard Matt Bockhorst, Clemson allowed only 20 sacks in 2020, tying for the fewest in the ACC. It was the first time Clemson led the ACC in sacks allowed per game in the Dabo Swinney era.
- Helped guard John Simpson earn consensus All-America status and an Outland Trophy semifinalist selection in 2019. Simpson was one of all five starters along the offensive line to earn All-ACC honors in 2019 and became the third-highest Clemson offensive lineman selected in the NFL Draft (No. 109 overall) since the 1970 AFL-NFL merger.
- Helped Clemson produce a school-record 3,723 rushing yards in 2018, breaking the record of 3,469 that had stood since 1978. Also broke the school records in yards per carry (6.55) and rushing touchdowns (49).

### THE CALDWELL FILE

#### PLAYING EXPERIENCE

Lettered three years at Furman under Art Baker, including his senior season (1975) when he was named team MVP and offensive captain as the starting center.

#### EDUCATION

Degree from Furman in 1977.

#### PERSONAL DATA

Born Jan. 26, 1954 in Pageland, S.C. ... he and his wife, Nora Lynn, have a daughter, Emsley.

- His line allowed only 17 sacks in 15 games in 2018, including only five in the season's final eight games.
- Coached offensive tackle Mitch Hyatt to consensus All-America status and his second consecutive Jacobs Blocking Trophy in 2018 and guided all five of his starting linemen from the season opener to All-ACC honors.
- Had three First-Team All-ACC offensive linemen (Tyronne Crowder, Justin Falcinelli, Hyatt) in 2017.
- Coached three First-Team All-ACC offensive linemen (Crowder, Jay Guillermo, Hyatt) in 2016, a Tiger first.
- Coached five All-ACC selections in the 2015 season, Clemson's entire starting five, for the first time in school history.
- Coached tackle Brandon Thomas, a third-round draft pick, to his second-straight All-ACC pick in 2013. Guard Tyler Shatley also earned All-ACC honors.
- In 2012, he coached first-team All-American Dalton Freeman and Thomas, a first-team All-ACC pick. Freeman was a Rimington Trophy finalist for the second year in a row.

### CALDWELL'S COACHING RECORD

Year	School	Position(s)	W-L	Bowl(s)
1976	Furman	SA	6-4-1	
1978	Furman	OL	8-3	
1979	Furman	OL	5-6	
1980	Furman	OL	9-1-1	
1981	Furman	OL	8-3	
1982	Furman	OL	9-3	
1983	Furman	OL	10-2-1	
1984	Furman	OL	8-3	
1985	Furman	OL	12-2	
1986	NC State	OL	8-3-1	Peach
1987	NC State	OL	4-7	
1988	NC State	OL	8-3-1	Peach
1989	NC State	OL	7-5	Copper
1990	NC State	OL	7-5	All-American
1991	NC State	OL	9-3	Peach
1992	NC State	OL	9-3-1	Gator
1993	NC State	OL	7-5	Hall of Fame
1994	NC State	OL	9-3	Peach
1995	NC State	OL	3-8	
1996	NC State	OL	3-8	
1997	NC State	AHC,OL	6-5	
1998	NC State	AHC,OL	7-5	Micron PC
1999	NC State	AHC,OL	6-6	
2000	North Carolina	OL	6-5	
2001	North Carolina	OL	8-5	Peach
2002	Vanderbilt	AHC,OL	2-10	
2003	Vanderbilt	AHC,OL	2-10	
2004	Vanderbilt	AHC,OL	2-9	
2005	Vanderbilt	AHC,OL	5-6	
2006	Vanderbilt	AHC,OL	4-8	
2007	Vanderbilt	AHC,OL	5-7	
2008	Vanderbilt	AHC,OL	7-6	Music City
2009	Vanderbilt	AHC,OL	2-10	
2010	Vanderbilt	HC	2-10	
2011	Clemson	OL	10-4	Orange
2012	Clemson	OL	11-2	Chick-fil-A
2013	Clemson	OL	11-2	Orange
2014	Clemson	OL	10-3	Russell Athletic
2015	Clemson	OL	14-1	Orange, CFPNGC
2016	Clemson	OL	14-1	Fiesta, CFPNGC
2017	Clemson	OL	12-2	Sugar
2018	Clemson	OL	15-0	Cotton, CFPNGC
2019	Clemson	OL	14-1	Fiesta, CFPNGC
2020	Clemson	OL	10-2	Sugar


Years as a full-time college coach:.....43  
 Winning seasons:.....30  
 Bowl seasons:.....21  
 Record as an assistant coach:..... 328-186-5 (.637)  
 Record at Clemson:.....121-18 (.871)

- In 2011, Freeman was a Rimington Trophy finalist and a first-team All-ACC selection.
- Served as Vanderbilt's head coach in 2010 after eight years as offensive line coach at Vanderbilt. He was a part of the 2008 Vanderbilt staff that guided it to its first winning season and bowl win since 1955.
- Joined Clemson graduate Bobby Johnson's staff at Vanderbilt in 2002.
- Coached at North Carolina in 2000 and 2001.
- Moved with Dick Sheridan to NC State in 1986. He was part of a Wolfpack resurgence, as he helped turn a 3-8 team (1985) into an 8-3-1 club that beat three top-25 teams in 1986. He was on the NC State staff when it beat Clemson three straight years (1986-88).
- Coached the Wolfpack offensive line for 11 years, then added assistant head coaching responsibilities during his last three years. He had 14 All-ACC picks.
- Served under Sheridan for eight years and Furman won six league titles during that era. He coached eight first-team all-conference players and five recipients of the SoCon's Jacobs Blocking Trophy.
- He started his coaching career as a student assistant coach at Furman under Art Baker in 1976 and became a full-time offensive line coach with the Paladins under Sheridan in 1978. Was inducted into the Furman Athletic Hall of Fame in 2019.
- In 1977, Caldwell served as an assistant football coach and head baseball coach at Hanahan (S.C.) High School.





# ASSISTANT COACHES



## TYLER GRISHAM

- WIDE RECEIVERS
- 2<sup>ND</sup> SEASON AT CLEMSON
- 2<sup>ND</sup> SEASON OVERALL
- CLEMSON '09

- Named as Clemson's full-time wide receivers coach on Feb. 6, 2020.
- Served as Clemson's interim wide receivers coach for portions of the team's bowl preparation in 2019 after Co-Offensive Coordinator/Wide Receivers Coach Jeff Scott was announced as the new head coach at USF. Scott returned after the early signing period to coach through the College Football Playoff.
- Though in his second season as a full-time coach, he is entering his 12th overall season in a variety of roles at Clemson, including four as a player (2005-08), two as a graduate assistant (2014-15) and four as an offensive analyst (2016-19).
- In addition to serving as an offensive analyst, he served as assistant camp director during the 2018 and 2019 seasons.
- Despite fielding a unit that was without three of its top four outside receivers for the majority of the season, helped Clemson produce a school-record 348.5 passing yards per game in 2020, surpassing the 333.9 passing

### THE GRISHAM FILE

#### PLAYING EXPERIENCE

Lettered four years (2005-08) as a wide receiver at Clemson ... strength & conditioning All-American (2007).

#### BOWL PARTICIPATION AS A PLAYER

2005 Champs Sports Bowl ... 2006 Music City Bowl ... 2007 Chick-fil-A Bowl ... 2008 Gator Bowl.

#### EDUCATION

Degree in business administration and management from Clemson in 2009 ... master's degree in human resource development in 2016.

#### PERSONAL DATA

Born June 11, 1987 ... he and his wife, Maggie, have three children, Lilla, Davis & Mary Gwynne.

yards per game averaged by Clemson's 2016 national championship squad.

### GRISHAM'S COACHING RECORD

Year	School	Position(s)	W-L	Bowl(s)
2014	Clemson	GA	10-3	Russell Athletic
2015	Clemson	GA	14-1	Orange, CFPNCG
2016	Clemson	OA	14-1	Fiesta, CFPNCG
2017	Clemson	OA	12-2	Sugar
2018	Clemson	OA	15-0	Cotton, CFPNCG
2019	Clemson	OA	14-1	Fiesta, CFPNCG
2020	Clemson	WR	10-2	Sugar

Years as a full-time college coach: ..... 1  
 Winning seasons: ..... 1  
 Bowl seasons: ..... 1  
 Record as an assistant coach: ..... 10-2 (.833)  
 Full-time record at Clemson: ..... 10-2 (.833)  
 Overall on-staff record at Clemson: ..... 89-10 (.899)

- Produced two All-ACC performers in his first season in 2020, placing Amari Rodgers on the first team and Cornell Powell on the third team. Clemson was one of only two schools with multiple selections at receiver.
- Helped Powell become one of the breakout stars of 2020 as a fifth-year senior, helping him record career highs in receptions (53), receiving yards (882), receiving touchdowns (seven) after entering 2020 with 40 career receptions for 329 yards and three touchdowns in his first four years from 2016-19.
- Helped Clemson to a 32-19 record and four bowl appearances as a player from 2005-08, then helped the program to a 79-8 record and 10 bowl appearances in six years as a support staff member from 2014-19 for a combined 111-27 record at Clemson in playing and support staff roles before his hire as receivers coach.
- Served as an added resource for a staff that has produced Clemson's illustrious line of wide receivers while in a support role. During his time as a graduate assistant and offensive analyst from 2014-19, Clemson produced five receivers — Artavis Scott (2014,15,16), Mike Williams (2014,16), Deon Cain (2017), Hunter Renfrow (2017,18), Tee Higgins (2018,19) — who earned 10 All-ACC selections.
- Prior to his full-time hire, six of Clemson's 10 most-prolific passing yardage seasons in school history at the time had come during his time on Clemson's support staff.
- Said Head Coach Dabo Swinney of Grisham's hiring as the full-time wide receivers coach: "I'm just super excited for Grish. There's never been a guy more prepared to be the receivers coach at Clemson than Tyler Grisham. He had a great four-year career here. Clemson fans certainly loved him. He had a lot of big moments and went on and grinded out a four-year NFL career... He's ready and is going to do an unbelievable job for us. He's going to be special."
- Is a 2009 graduate of Clemson University, earning his bachelor's in business administration and management. He later earned a Master's from Clemson in human resource development in 2016. He is one of four Clemson graduates among the Tigers' 10 full-time assistant coaches in 2020, including Danny Pearman (1987), Brandon Streeter (1999) and Tony Elliott (2002).
- Was four-year letterman for the Tigers from 2005-08. He finished his career with 132 receptions for 1,390 yards and eight touchdowns.
- Signed with the Pittsburgh Steelers as a free agent in 2009, appearing in four games that season. He served on the Steelers' practice squad in 2010 and 2011 and with the Denver Broncos' practice squad in 2012.
- Native of Birmingham, Ala., who was an all-region selection while playing wide receiver, tailback, quarterback and defensive back at Spain Park High School in Hoover, Ala.



# ASSISTANT COACHES



## LEMANSKI HALL

- DEFENSIVE ENDS
- 4<sup>TH</sup> SEASON AT CLEMSON
- 4<sup>TH</sup> SEASON OVERALL
- ALABAMA '08

- Moved into one of the 10 full-time coaching positions as defensive ends coach in 2018.
- Along with Defensive Tackles Coach Todd Bates, comprised a duo that was one of four finalists for 2020 FootballScoop Defensive Line Coach of the Year.
- Coached a group of edge rushers that helped Clemson finish tied for first in the country in sacks (46) and second in the country in tackles for loss (109) in 2020.
- Helped true freshman Myles Murphy make an immediate impact in 2020, helping him collect Freshman All-America status from The Athletic, ESPN, Rivals and the Football Writers Association of America and be named ACC Co-Newcomer of the Year by the AP.
- Guided a group that helped Clemson hold opponents under 300 total yards in each of the first 12 games of the season in 2019, becoming the first program to accomplish the feat in data available back to 1996.
- Helped lead Xavier Thomas to a third-team All-ACC selection in 2019.
- In his first season as an assistant coach in 2018, he helped Clemson win a national title and set a school record with 54 sacks, the third most by any FBS team since 2000. The unit led the nation in sacks and tied for the national lead in tackles for loss (136).

### THE HALL FILE

#### PLAYING EXPERIENCE

Played at Alabama from 1990-93 ... leading tackler on Alabama's 1992 national championship team when he was named First-Team All-SEC and an honorable mention All-American ... named to Alabama's All-Decade team of the 1990s ... drafted in the seventh round by the Houston Oilers in 1994 ... played nine years and 101 games in the NFL, including Houston/Tennessee (1994-97), Chicago (1998), Dallas (1999) and Minnesota (2000-02).

#### BOWL PARTICIPATION AS A PLAYER

1991 Fiesta Bowl ... 1991 Blockbuster Bowl ... 1993 Sugar Bowl ... 1994 Gator Bowl.

#### EDUCATION

Earned his degree in criminal justice from Alabama in 2008.

#### PERSONAL DATA

Born Nov. 24, 1970 in Valley, Ala. ... he and his wife, Leslie, have three children, Cameron, Jalen and Kennedi.

- Helped Clelin Ferrell win the Ted Hendricks Award and ACC Defensive Player-of-the-Year while earning consensus All-America status in 2018. Fellow starter

### HALL'S COACHING RECORD

Year	School	Position(s)	W-L	Bowl(s)
2015	Clemson	DA	14-1	Orange, CFPNCG
2016	Clemson	DA	14-1	Fiesta, CFPNCG
2017	Clemson	DA	12-2	Sugar
2018	Clemson	DE	15-0	Cotton, CFPNCG
2019	Clemson	DE	14-1	Fiesta, CFPNCG
2020	Clemson	DE	10-2	Sugar

Years as a full-time college coach: ..... 3  
 Winning seasons: ..... 3  
 Bowl seasons: ..... 3  
 Record as an assistant coach: ..... 39-3 (.929)  
 Record at Clemson: ..... 39-3 (.929)  
 Overall on-staff record at Clemson: ..... 79-7 (.919)

Austin Bryant took home third-team All-ACC and Cotton Bowl Most Outstanding Player honors.

- Served as a defensive analyst in 2015 and 2016 and as a senior defensive analyst in 2017, helping the Tigers to a 40-4 record, three ACC championships and three College Football Playoff berths in those three seasons. In his first four years at Clemson, the Tigers faced Alabama, his alma mater, in the postseason. Clemson faced Alabama just once in the 40 years prior to his arrival at Clemson.
- Clemson has finished in the top four of the AP and coaches polls in every season since his arrival, the longest streak in Clemson history. Clemson has been ranked in the top 5 of the AP Poll in 88 of a possible 98 polls in his tenure (89.8 percent), tied with Alabama for the most in that time frame. That includes each of the last 56 polls prior to the 2021 preseason poll, the second-longest streak in AP Poll history.
- His relationship with Head Coach Dabo Swinney dates to their college careers at Alabama. Both were members of the 1992 national championship team. Hall earned first-team All-SEC honors in 1992 and was a UPI Honorable Mention All-American. He was captain of Alabama's 1993 team and was named to the Alabama All-Decade team for the 1990s.
- The Alabama native led the 1992 Crimson Tide national championship team in tackles (70), including eight tackles for loss and five sacks. He added 76 tackles as a senior in 1993. He was named first-team All-SEC by the coaches in both seasons.
- Alabama had a 40-9-1 record during his four seasons and played four bowl games. The Crimson Tide won three of those bowl games, including a 34-13 victory over Miami (Fla.) in the Sugar Bowl at the end of the 1992 season that gave Alabama the national championship.
- Drafted by the Houston Oilers and played in the NFL for nine seasons and 101 games from 1994-02. His top year came in 2001 when he had 62 tackles for the Vikings, tied for fifth on the team. He started 13 games and played all 16 games that year, helping the Vikings to the second round of the playoffs.
- Upon his retirement as a player, began his career as a volunteer coach at Centennial High School in Franklin, Tenn. He then did an internship with the Tennessee Titans through the NFL Diversity Coaching Fellowship. In this role, he observed NFL coaches and worked with them to evaluate players.
- Worked as a recruiting coordinator and professional performance director at D1 Sports Training & Therapy. He coached football and served as the strength & conditioning coach at Christ Presbyterian Academy before moving on to his career at The Ensworth School.
- Came to Clemson prior to the 2015 season after seven years as linebackers coach and fitness instructor at The Ensworth School.
- Attended Valley (Ala.) High School, where he played quarterback and defensive back. As a senior, he totaled 1,110 rushing yards and 20 touchdowns. He also had 20 interceptions on the way to winning all-state honors.





# ASSISTANT COACHES



## MIKE REED

- **CORNERBACKS**
- **9<sup>TH</sup> SEASON AT CLEMSON**
- **17<sup>TH</sup> SEASON OVERALL**
- **BOSTON COLLEGE '94**

- In eight years on staff, he has helped the Tigers to a 100-12 record and four national championship game appearances, including national titles in 2016 and 2018.
- Placed two cornerbacks on the 2020 All-ACC team, as Derion Kendrick earned first-team honors and Andrew Booth Jr. earned a second-team selection as the defensive backfield helped Clemson to a sixth consecutive ACC title and College Football Playoff berth.
- Shared 2019 FootballScoop Defensive Backs Coach of the Year honors with Safeties Coach Mickey Conn, as Reed's corners helped Clemson finish third in the nation in scoring defense (13.5 points per game) and fourth in the nation in total defense (288.3 yards per game) in 2019, ranking second in opponent passer rating (105.37) and fourth in the country in passing yards allowed per game (172.3).
- Produced two All-ACC selections in 2019, as A.J. Terrell earned a first-team selection, while Derion Kendrick earned a second-team selection after transitioning to the position only six months prior to the season.
- Placed both 2018 starting corners on the All-ACC team, including Trayvon Mullen's second-team selection and Terrell's third-team nod. Helped both play major roles in Clemson's 44-16 National Championship Game win, as Terrell opened the scoring on a pick-six, and Mullen earned Defensive MVP honors with six tackles, an interception, a sack and a caused fumble.
- Contributed to Clemson's 2018 defense leading the nation in scoring defense (13.1 points per game) for the first time in school history.

### THE REED FILE

#### PLAYING EXPERIENCE

Played at Boston College from 1991-94 ... All-ECAC selection and a Second-Team All-Big East Conference pick in 1993 ... one of four co-captains on the 1994 team.

#### BOWL PARTICIPATION AS A PLAYER

1993 Hall of Fame Bowl ... 1994 Carquest Bowl ... 1994 Aloha Bowl.

#### EDUCATION

Degree in communications with a minor in secondary education from Boston College in 1994.

#### PERSONAL DATA

Born Aug. 16, 1972 in Wilmington, Del. ... he and his wife, Kimberley, have two daughters, Michaela Rae and Milan Skye.

- His cornerbacks helped Clemson rank fifth in the nation in pass efficiency defense (106.9) in 2017.
- Coached two First-Team All-ACC defensive backs in Jadar Johnson and Cordrea Tankersley in the 2016 season.
- His defensive backs contributed to the 2015 Tigers ranking fourth in the nation in third-down defense.
- Coached first-team All-ACC cornerback Mackensie Alexander, second-team All-ACC safety Jayron Kearse and third-team All-ACC cornerback Cordrea Tankersley in 2015 en route to being named FootballScoop Defensive Backs Coach of the Year.

### REED'S COACHING RECORD

Year	School	Position(s)	W-L	Bowl(s)
2000	Richmond	WR,TE,DB	10-3	
2001	Richmond	WR,TE,DB	3-8	
2002	Philadelphia Eagles	DB,ST	12-4	
2003	Philadelphia Eagles	QC	12-4	
2004	Philadelphia Eagles	QC	13-3	
2005	Philadelphia Eagles	QC	6-10	
2006	Philadelphia Eagles	QC	10-6	
2007	NC State	DB	5-7	
2008	NC State	DB	6-7	PapaJohns.com
2009	NC State	DB	5-7	
2010	NC State	DB	9-4	Champs Sports
2011	NC State	DB	8-5	Belk
2012	NC State	DB	7-6	Music City
2013	Clemson	DB	11-2	Orange
2014	Clemson	DB	10-3	Russell Athletic
2015	Clemson	DB	14-1	Orange, CFPNGC
2016	Clemson	DB	14-1	Fiesta, CFPNGC
2017	Clemson	CB	12-2	Sugar
2018	Clemson	CB	15-0	Cotton, CFPNGC
2019	Clemson	CB	14-1	Fiesta, CFPNGC
2020	Clemson	CB	10-2	Sugar

Years as a full-time college coach:	16
Winning seasons:	12
Bowl seasons:	12
Record as an assistant coach:	153-59 (.722)
Record at Clemson:	100-12 (.893)

- Helped the 2014 squad lead the nation in total defense (260.8), while also ranking in the top five in many other statistical categories. Coached first-team All-ACC cornerback Garry Peters that season.
- His defensive backs combined for 15 interceptions in 2013. Bashaud Breeland, who had a team-tying-high four interceptions and 74 tackles, was a second-team All-ACC selection and a fourth-round draft pick.
- His defensive backs helped Clemson finish 10th in the nation in turnovers forced (30) in 2013.
- Was the defensive backs coach at NC State for six seasons (2007-12).
- Coached NC State All-American David Amerson, who ranked third in ACC history in career interceptions (18). As a professional coach with the Philadelphia Eagles, he worked with former Clemson All-American and nine-time Pro Bowl selection Brian Dawkins.
- Helped the Wolfpack to four bowl games in his six years with the program. That includes 2012, when NC State beat a top-five Florida State team and played Vanderbilt in the Music City Bowl.
- Three times in his last five years in Raleigh, NC State finished in the top 20 in the nation in interceptions.
- The 2011 NC State squad had 27 interceptions, the most by an FBS school since 2003, when Nebraska had 32. The total tied for second-most in ACC history and the most since 1994, when Virginia had 27 interceptions.
- In 2011, Amerson had 13 interceptions to lead the nation, five more than any other player. It tied for the third-most interceptions in NCAA history. Amerson also led the nation in interception return yards (205). Amerson was a unanimous All-American in 2011, when he was also a Thorpe Award finalist and won the Jack Tatum Award.
- In addition to Amerson, Reed also coached four different all-conference players at NC State across six seasons.
- Played on three bowl teams that finished with top-25 AP rankings, including the 1993 season when Boston College upset top-ranked Notre Dame in South Bend.
- Played three seasons for Tom Coughlin, who went on to win two Super Bowl championships with the New York Giants, and his senior year for Dan Henning, who also went on to coach in the NFL.
- Was the last selection of the 1995 NFL Draft by the Carolina Panthers and played two seasons (1995,96) for that team, including the 1995 team that played its home games at Memorial Stadium. He also played for the NFL Europe team in Frankfurt and was team captain of the 1999 team that won the World Bowl.



# ASSISTANT COACHES



## C.J. SPILLER

- **RUNNING BACKS**
- **1<sup>ST</sup> SEASON AT CLEMSON**
- **1<sup>ST</sup> SEASON OVERALL**
- **CLEMSON '09**

- Named as Clemson's running backs coach on Feb. 5, 2021.
- Head Coach Dabo Swinney upon Spiller's hire: "He is one of the greatest ambassadors that we've had for our program for a long time and now for him to be able to come back and be able to sow seeds into these young men and teach all the things he's learned throughout his career, there's not a guy on this staff that's more committed and more ALL IN for Clemson than C.J. Spiller, that's for sure... To have C.J. out on the road recruiting and have him leading these young men day in and day out is something I'm really, really excited about."
- Served as an unpaid coaching intern during the 2020 season
- In 2020, Spiller assisted the Tiger coaching staff that helped Travis Etienne become a consensus All-American as an all-purpose/athlete selection, becoming the 29th player ever to earn consensus All-America honors at Clemson and the school's 31st total consensus selection. Spiller and Etienne comprise two of Clemson's

### THE SPILLER FILE

#### PLAYING EXPERIENCE

Lettered four years (2006-09) as a running back at Clemson ... selected to College Football Hall of Fame Class of 2021 ... Clemson Athletic Hall of Fame class of 2020 inductee ... eight-year NFL veteran selected No. 9 overall by Buffalo in the 2010 NFL Draft.

#### BOWL PARTICIPATION AS A PLAYER

2006 Music City Bowl ... 2007 Chick-fil-A Bowl ... 2008 Gator Bowl ... 2009 Music City Bowl.

#### EDUCATION

Degree in sociology from Clemson in 2009.

#### PERSONAL DATA

Born Aug. 5, 1987 ... married to his wife, Daysha, and has one daughter, Shania.

three all-time consensus All-Americans at the running back position.

### SPILLER'S COACHING RECORD

Year	School	Position(s)	W-L	Bowl(s)
2020	Clemson	Int.	10-2	Sugar
Years as a full-time college coach: .....0				
Winning seasons: .....0				
Bowl seasons: .....0				
Record as an assistant coach: .....0-0				
Record at Clemson: .....0-0				
Overall on-staff record at Clemson: .....10-2 (.833)				

- While on staff in an unpaid role, watched Etienne break Clemson single-season records for a running back in receptions (48) and receiving yards (588) and tie the running back mark for 100-yard receiving games (two) while adding two receiving touchdowns. Etienne joined Stanford's Christian McCaffrey, Oklahoma's Joe Mixon and Penn State's Saquon Barkley as the only Power Five players to post 900 rushing yards and 500 receiving yards in a single season since 2015.
- Stands as one of the most decorated and beloved players in Clemson history from his four-year career as a running back for the Tigers from 2006-09.
- Was selected for induction into the College Football Hall of Fame as a member of the Class of 2021, earning the distinction in only his second year of eligibility.
- Became Clemson's eighth inductee in the College Football Hall of Fame, joining four coaches (John Heisman, Jess Neely, Frank Howard and Danny Ford) and three players (Banks McFadden, Terry Kinard and Jeff Davis). At the time of his selection, Spiller became one of only 1,038 players and 223 coaches have been immortalized in the Hall, putting him in the top 0.02 percent of those who have played or coached the sport.
- Inducted into both the Clemson Athletic Hall of Fame and South Carolina Athletic Hall of Fame in 2020 for his immense contribution to athletics at both the university and state levels.
- His historic college career culminated with a senior season in 2009 in which he finished sixth in Heisman Trophy voting after winning ACC Player of the Year and being selected as a unanimous first-team All-American. He became the first player in the history of the Walter Camp All-America team to be first or second-team All-American at two positions in the same year.
- Still holds ACC single-season and career records for all-purpose yards, posting 2,680 in 2009 and finishing his career with 7,588, which was second-most in FBS history at the time of his graduation.
- Was one of the most exciting players in the sport's history, as he recorded 21 career touchdowns covering at least 50 yards and had an ACC-record eight kick returns for touchdowns in his career.
- Was also a three-time All-American in track and first-team strength All-American in 2008.
- Entered the coaching ranks after an eight-year NFL career from 2010-17 after being the ninth overall selection in the 2010 NFL Draft by the Buffalo Bills.
- His NFL career included tenures with the Bills, New Orleans Saints, Seattle Seahawks, New York Jets and Kansas City Chiefs, and he was a Pro Bowl selection in 2012. He and college teammate Jacoby Ford remain the only Clemson products ever to record multiple rushing touchdowns, multiple receiving touchdowns and multiple kick return touchdowns during an NFL career.
- Graduated from Clemson with a degree in sociology in three-and-a-half years on Dec. 17, 2009, receiving a standing ovation from the Clemson University Board of Trustees, the first such occurrence for a student-athlete.





# FOOTBALL SUPPORT STAFF



**THOMAS  
AUSTIN**

**OFFENSIVE ANALYST**  
5<sup>TH</sup> SEASON AT CLEMSON  
CLEMSON '09

**TIGERS**

Thomas Austin is in his fifth year on Clemson's staff but his first since returning as an offensive analyst in 2021.

Austin returned to Clemson in 2021 after spending the previous two seasons as the offensive line coach at Georgia State, where his unit helped power the Panthers to 241.6 rushing yards per game, good for No. 12 in the nation, in his debut season.

Austin was a two-time All-ACC selection at Clemson from 2006-09, appearing in 48 games with 39 starts, including starting each of his last 38 games. He played four years in the NFL with the Texans, Panthers and Colts from 2010-13 before spending four years on Clemson's support staff from 2015-18, helping the Tigers to three national championship game berths and two national titles in that span.

Austin and his wife, Margaret, have four children, Adam, Hazel, Isaiah and Walt.



**JOEY  
BATSON**

**DIRECTOR OF STRENGTH & CONDITIONING**  
24<sup>TH</sup> SEASON AT CLEMSON  
NEWBERRY '85

**TIGERS**

Joey Batson is entering his 36th year as a Strength & Conditioning Coach at the collegiate level and 25th year as the Director of Strength Training at Clemson University in 2021. He has served as a head strength and conditioning coach 32 of his 36 years of service.

Batson was named Master Strength & Conditioning Coach by the Collegiate Strength & Conditioning Coaches Association (CSCCA) in 2009. The honor is the highest given in the strength & conditioning profession.

As Clemson's director of strength & conditioning, he has coached 68 All-Americans, 207 All-ACC selections; 25 national award winners, 47 strength & conditioning All-Americans, 20 first-round draft picks, 100 draft pick, 31 ACC yearly honorees and nine Super Bowl champions. He has helped Clemson to 22 bowl games, 15 top-25 finishes, eight top-10 finishes, seven ACC titles, eight ACC Atlantic Division titles, six College Football Playoff appearances, four National Championship Game appearances and two national titles.

Batson, a Travelers Rest, S.C. native, was a tight end at The Citadel in 1979 before transferring to Newberry, where he was a two-year letterman and co-captain as a senior. Batson earned his bachelor's degree in physical education from Newberry in 1985 and his master's degree in education from Clemson in 1988.

He is married to the former Susan Malone. The couple has two children: Michael, a former punter for the Tiger football team, and Ben, a former Tiger quarterback and safety, who now serves as a student coaches assistant with the strength and conditioning program.



**ALEX  
BINA**

**DIRECTOR OF APPLIED SCIENCE**  
4<sup>TH</sup> SEASON AT CLEMSON  
PENN STATE '13

**TIGERS**

Alex Bina is in his fourth year as the football program's director of applied science and his seventh with Clemson overall.

Bina helped develop, and now operates, the Clemson Applied Science Lab (CASL), a state-of-the-art recovery and quantitative analysis space at the Allen N. Reeves Football Complex. In his tenure, he has implemented programs to evaluate and optimize athletic development using GPS sensors, motion capture technology, augmented reality and high-speed data collection.

He earned his degree in bioengineering and biomedical engineering from Penn State in 2013. He is pursuing his Ph.D. in bioengineering at Clemson.



**DANIEL  
BOYD**

**DEFENSIVE PLAYER DEVELOPMENT**  
6<sup>TH</sup> SEASON AT CLEMSON  
CLEMSON '18

**TIGERS**

Daniel Boyd is in his first season assisting with defensive player development and in his sixth season with the program overall. Boyd transitioned into the role in 2021 after served as a defensive student coach from 2016-18 and as a video graduate assistant from 2019-20.

From 2009-15, Boyd served as a sniper in the U.S. Army with two combat tours to Afghanistan. A native of Lamar, S.C., he is married to his wife, Heather, and the couple has two sons, Andrew and William.



**MIGUEL  
CHAVIS**

**DEFENSIVE PLAYER DEVELOPMENT**  
5<sup>TH</sup> SEASON AT CLEMSON  
CLEMSON '14

**TIGERS**

Miguel Chavis is in his fifth season in player development on the defensive side of the ball, contributing in 2017-20 to coaching staffs that helped earn four of Clemson's six consecutive College Football Playoff berths.

He helped the Tigers win the 2009 ACC Atlantic Division title and had 71 tackles in 47 games. He lettered four years (2007-10) and played four bowl games.

In 2011, Chavis signed a free-agent contract with the Steelers. He spent 2012 with the UFL's Las Vegas Locos, and was with the Chiefs in the 2013 offseason.

The 2014 Clemson graduate went into the seminary after his football career and worked at Crosspoint Church in Clemson before joining Swinney's staff. He and his wife, Megan, have two sons, Judah and Thomas, and twin daughters, Sophia and Adaline.



**TYLER  
CLEMENTS**

**DIRECTOR OF ON-CAMPUS RECRUITING**  
5<sup>TH</sup> SEASON AT CLEMSON  
WEST VIRGINIA '15

**TIGERS**

Tyler Clements is in his fifth year guiding on-campus recruiting for Clemson. Prior to his current role, he previously served as Coordinator for Recruiting Operations after beginning his tenure as an intern during the 2015 season.

Clements assists with recruiting graphics and communication plans on an annual basis. Along with day-to-day recruiting department activities, he helps plan & execute all on campus recruiting events, such as official and unofficial visits, the All-In Cookout and junior days.

He graduated from West Virginia in 2015 with a degree in business leadership and political science. He married the former Margot Murray in 2020 and is the son of Jim Clements, Clemson's 15th president.



**TYRONE  
CROWDER**

**OFFENSIVE GRADUATE ASSISTANT**  
1<sup>ST</sup> SEASON AT CLEMSON  
CLEMSON '17

**TIGERS**

Tyrone Crowder is in his first season as an offensive graduate assistant at Clemson.

Crowder entered the coaching ranks at the high school level, serving as offensive line coach at Daniel High School in Central, S.C. for three seasons from 2018-20, helping Daniel to the 2020 Class AAA championship. He also served as a special education aide at R.C. Edwards Middle School in Central.

Crowder was a four-year letterman at guard for Clemson from 2014-17, starting 41 of the 48 games in which he appeared. A three-time All-ACC selection, he started on Clemson's national championship team in 2016 and earned third-team All-American honors from the Associated Press in 2017.

Crowder earned his degree in sociology from Clemson in 2017.



**JEFF  
DAVIS**

**ASSISTANT AD • FOOTBALL PLAYER RELATIONS**  
18<sup>TH</sup> SEASON AT CLEMSON  
CLEMSON '84

**TIGERS**

Jeff Davis is in his 13th year as assistant athletic director for player relations and external affairs within the football program as part of his 18 years with the football program and 22 years with the university. Davis oversees Clemson's P.A.W. Journey initiative, which cultivates leadership in football scholar-athletes through personal growth, life skills and professional development.

During the six years prior to his current position, he served as an assistant athletic director for fundraising, where he helped raise funds for the WestZone Club at Memorial Stadium. He also served as the primary spokesman for Clemson University's Call Me MISTER Program and served as its field director from 1999-03.

Davis was an All-America linebacker from 1978-81 who captained the Tigers during their 1981 national title run. "The Judge" had a then-Tiger-record 175 tackles in 1981. That year, he became the third defensive player in ACC history to be named league MVP. Davis had 14 tackles as Clemson topped Nebraska 22-15 in the 1982 Orange Bowl to claim its first national title.

In 1995, he became the fourth member of the Clemson Ring of Honor, then he was named to Clemson's Centennial Team in 1996. In 2002, he was named to the ACC's 50-Year Anniversary team.

In 2007, he was accorded the highest honor for a college player when he was inducted into the National Football Foundation College Football Hall of Fame.

A fifth-round pick by Tampa Bay in 1982, he played six NFL years. In his time as a pro, he also completed his remaining coursework and graduated in 1984.

In 1999, he returned to Clemson as field director of Call Me MISTER. It seeks to recruit, train, certify and secure employment for African-American males as elementary teachers in the state's public schools.

Davis is the president of Goal Line Stand, which supports young people as adults as they seek to remain committed to values that shape and govern their lives. The ordained pastor lives in Clemson with his wife, Joni, and their six children. His twin sons, J.D. and Judah, were linebackers on Clemson's 2016 and 2018 national championship teams. Both received their undergraduate degrees from Clemson in December 2017.

# FOOTBALL SUPPORT STAFF



**MIKE DOOLEY**

DIRECTOR OF OPERATIONS & PLAYER PERSONNEL  
17<sup>TH</sup> SEASON AT CLEMSON  
FURMAN '98

TIGERS

Mike Dooley is in his 17th year with the Tiger football program and serves as director of operations and player personnel. As operations director, he is responsible for day-to-day operations of the program, organizing team and staff related activities, overseeing team travel including bowl games, and serves as the summer camp director.

Dooley served two years (2005-06) as a video graduate assistant (defense) and two years (2007-08) as an offensive graduate assistant coach at Clemson. He also served as interim tight ends coach in 2008.

Dooley worked as an assistant coach at Greenville (S.C.) High School from 1998-04 before coming to Clemson. His responsibilities included defensive coordinator from 2000-04 and assistant head coach in 2004. In his last three years, it had a 33-4 overall record, including a 12-1 mark in 2003. His background also includes his tenure as an assistant coach for the Carolina Rhinos of the af2 league in 2002, when his responsibilities included coaching the defensive backs.

Dooley, a native of Toccoa, Ga., lettered as a defensive end at Furman from 1993-95 and had a sack at Clemson in 1994. He was also an academic honor roll member and received his degree in health & exercise science from Furman in 1998.

He is married to the former Allison Woodlee, a 2003 graduate of Clemson. They have a daughter, Eliza, and son, Austin.



**WESLEY GOODWIN**

SENIOR DEFENSIVE ASSISTANT  
10<sup>TH</sup> SEASON AT CLEMSON  
MISSISSIPPI STATE '07

TIGERS

Wesley Goodwin is in his fourth season as Clemson's senior defensive assistant and his 10th with the program overall. He was a graduate assistant at Clemson from 2009-11, then served as a defensive analyst from 2012-14.

From 2015-17, he was with the Arizona Cardinals under Bruce Arians. Goodwin helped the Cardinals to a 28-19-1 record as Assistant to the Head Coach during that time, including a 13-3 record in 2015, when the Cardinals reached the NFC Championship Game.

He is a graduate of Mississippi State and began his career as a graduate assistant with the Bulldogs. He earned his undergraduate degree in 2007 and master's degree from Mississippi State in 2009. He and his wife, Jennalee, have two daughters, Emma and Allie.



**D.J. GORDON**

ASSISTANT DIRECTOR OF OPERATIONS & CREATIVE MEDIA  
14<sup>TH</sup> SEASON AT CLEMSON  
SOUTH CAROLINA '08

TIGERS

D.J. Gordon is in his 14th year with the Clemson football program. He is in his sixth year of assisting the director of football operations with team travel, team events & day-to-day football operations while also contributing to the football program's social media efforts.

Gordon was a graduate assistant and intern in the equipment room prior to being named the assistant di-

rector of equipment for football in 2013. During his time in the equipment room, he began assisting athletic communications with its social media presence within the football program, leading to the opportunity to be in his current dual role as assistant director of football operations and creative media.

Gordon earned his undergraduate degree from South Carolina in 2008 in sports & entertainment management. He earned his master's degree from Clemson in 2011 in educational counseling. He and his wife, Stephanie, have two sons, Whit and Lane. Stephanie is an orthopedic sales representative with Bioventus.



**LARRY GREENLEE**

ASSOCIATE HEAD STRENGTH & CONDITIONING COACH  
26<sup>TH</sup> SEASON AT CLEMSON  
CLEMSON '95

TIGERS

Larry Greenlee serves as Associate Head Strength & Conditioning Coach and is entering his 26th year as a strength & conditioning coach at Clemson. He served as a graduate assistant for two years under Director Joey Batson, and currently supervises assistants, graduate assistants, undergraduate assistants and volunteers under the direction of the head strength & conditioning coach.

He began his career at NC State as a nationally ranked track standout. After one year, he transferred to Clemson, winning four ACC titles and was national runner-up twice. He earned a degree in management and master's degree in counseling education from Clemson.

Greenlee is a member of the NSCA, CSCCa, NASE and the USAW. He is certified as a Sport Performance Coach (SPC) by USA Weightlifting (USAW), specializing in Olympic lifts, Strength and Conditioning Coach Certified (SCCC) through the Collegiate Strength and Conditioning Coaches Association (CSCCa) and is certified by the National Association of Speed and Explosion.

In 2012, Greenlee was named Master Strength & Conditioning Coach (MSCC), the highest honor in the profession, by the Collegiate Strength & Conditioning Coaches Association. He has also served as the Vice Chair on the CSCCa's Certification Committee for seven years. In 2017, he was inducted into the D.W. Daniel High School Hall of Fame.

Greenlee is married to the former Shirley Griffin. The couple has two children: D.J., a Clemson graduate and former football letterman, and Sydnee.



**PAUL HARRINGTON**

DIRECTOR OF PERFORMANCE NUTRITION  
6<sup>TH</sup> SEASON AT CLEMSON  
FLORIDA '04

TIGERS

Paul Harrington is in his sixth year as the program's director of football performance nutrition. In his first five seasons at Clemson, the Tigers earned five ACC titles, five CFP berths and two national championships.

Born and raised in Seminole, Fla., he graduated from Florida in 2004 with a degree in food science & human nutrition. He volunteered as one of the first full-time university sports nutrition departments in the country. In his first three years out of school, he worked in a clinical setting in Gainesville, Fla.

He later attended Auburn and graduated with a master's degree in nutrition & food science in 2009. During his last year at Auburn, he assisted as a volunteer in starting Auburn's sports nutrition department. After graduation, he moved to Atlanta, where he worked in the clinical setting and as a personal trainer.

In 2013 after his dietetic internship, he was hired by Alabama, first as an intern and then later as assistant director of performance nutrition. At Alabama, he managed all aspects of nutrition for men's basketball, women's gymnastics, all swimming & diving, all track & field, women's soccer and assisted with football. He worked at Alabama for three years before moving to Clemson. His teams have participated in all seven College Football Playoffs in the event's history.

Harrington and his wife, Morgan, have identical twin daughters, Mila and Ansley.



**PAUL HOGAN**

SENIOR ASSISTANT STRENGTH & CONDITIONING COACH  
10<sup>TH</sup> SEASON AT CLEMSON  
ALABAMA '00

TIGERS

Paul Hogan is in his 10th year at Clemson serving as a senior assistant strength & conditioning coach under Director Joey Batson in 2021. He earned a master's degree in management from Alabama in December 2004.

He is a Certified Strength and Conditioning Specialist (CSCS) through the National Strength and Conditioning Association (NSCA), a Strength and Conditioning Coach Certified (SCCC) through the Collegiate Strength and Conditioning Coaches Association (CSCCa), a Master Strength and Conditioning Coach (MSCC), and a Certified Sports Nutrition Consultant (CSNC) through the American Fitness Professionals & Associates (AFPA).

Hogan was a four-year starter at center with Alabama from 1997-00 and was a three-time All-SEC pick and All-American at center. He started 44 of his 45 games and also earned Academic All-SEC honors two years.

Following his graduation in 2000, he signed a free-agent contract with the Raiders before going to Georgia. In 2001, he spent one year at Georgia as a volunteer coach. From 2002-04, he was a graduate assistant at Alabama, starting in the weight room before being moved to the coaching side of football.

Hogan spent 2005-06 as an on-field graduate assistant at Clemson. He got his first full-time strength and conditioning job in 2007 at Samford, where he spent seven years. He returned to Clemson in 2012.

Hogan attended Valdosta (Ga.) High School, where he was inducted into the hall of fame. He is married to the former Jennifer Rouzie of Tuscaloosa, Ala., and the couple has two sons, Rouzie and Jackson.



**J.P. LOSMAN**

SENIOR OFFENSIVE ASSISTANT  
5<sup>TH</sup> SEASON AT CLEMSON  
TULANE '03

TIGERS

J.P. Losman is in his fifth year with the Clemson Tigers. He is in his first year as Senior Offensive Assistant after assisting the program as a Student Coaching Intern from 2017-19 and Offensive Analyst in 2020.

Prior to entering the coaching ranks, he had a successful professional career spanning nine years as a quarterback. A first-round pick by the Bills in 2004, Losman played with the team from 2004-08. His career also included tenures with the Oakland Raiders, Seattle Seahawks and the Miami Dolphins, as well as helping the Las Vegas Locomotives to a UFL title in 2009.

Losman had a standout collegiate career on and off the field at Tulane. He earned a degree from Tulane in liberal arts in 2003 and holds two master's degrees, earning one in real estate development from Southern California in 2013 and a second in athletic leadership



# FOOTBALL SUPPORT STAFF

from Clemson in 2019. He also completed graduate programs in Real Estate Finance & Investment from both Cornell and NYU in 2011.

Losman is married to his wife, Zulaikha, and the couple has three sons, Harlow, Crosby and Sterling.



**JACOB MALONEY**

GRADUATE ASSISTANT  
6<sup>TH</sup> SEASON AT CLEMSON  
CLEMSON '19

TIGERS

Jacob Maloney is in his second year as a defensive graduate assistant at Clemson after assisting the program as an undergraduate student assistant the previous four years.

In an undergraduate role from 2016-19, Maloney assisted with preparing practice material, creating practice film cutups, data management, opponent breakdown and more. In those four seasons, Clemson posted a 55-4 record with four College Football Playoff berths and two national championships while finishing in the Top 10 in total defense each season.

Maloney graduated from Clemson in 2019 with a degree in marketing.



**BRANDON MCCOMBS**

ASST. FOR SPECIAL TEAMS ANALYSIS & RESEARCH DEV.  
12<sup>TH</sup> SEASON AT CLEMSON  
CLEMSON '09

TIGERS

Brandon McCombs is in his 12th year in a full-time capacity at Clemson and his ninth working with special teams.

Clemson has won at least 10 games in each of McCombs' eight previous seasons assisting Clemson's coaching staff on special teams, including six ACC titles, six CFP berths and two national championships. During that time, Clemson has finished in the top half of the ACC in kickoff coverage six times, including leading the conference and finishing 13th in the country with 17.56 yards allowed per return in 2019.

McCombs began his career working as a student assistant at Clemson in 2005 and was a player development coach in the strength training room from 2010-12. He earned a bachelor's degree in sport management from Clemson in 2009.



**DEANDRE MCDANIEL**

DEFENSIVE ANALYST & ASSISTANT CAMP DIRECTOR  
7<sup>TH</sup> SEASON AT CLEMSON  
CLEMSON '10

TIGERS

DeAndre McDaniel is in his seventh year on staff at Clemson and his fourth as a defensive analyst and assistant camp director.

Prior to joining Clemson's support staff, McDaniel was one of the top safeties at Clemson in the 2000s. He was a first-team All-America safety in 2009 and third-team selection in 2010. He tied for third in the nation and was first in the ACC in interceptions in 2009. That season, he was the only player in the nation to have at least eight interceptions and 100 tackles.

McDaniel, a 2010 Clemson graduate, led the Tigers in interceptions and tackles in 2010 as a senior. He finished his career with 15 interceptions in his 53 games and was a two-time first-team All-ACC selection.



**KALEB NOBLES**

OFFENSIVE PLAYER DEVELOPMENT  
1<sup>ST</sup> SEASON AT CLEMSON  
VALDOSTA STATE '15

TIGERS

Kaleb Nobles is in his first season at Clemson in an offensive player development role for the Tigers.

Nobles joined the program after coaching three years at West Florida, where he helped shape the program into a Division II powerhouse. He served in multiple capacities immediately following his playing career, serving as quarterbacks coach from 2017-19, adding director of football operations duties for 2018-19 as well as the role of co-offensive coordinator in 2019. In his final season, he helped lead the program to its first national title in only its fourth year of existence.

Nobles played quarterback at Valdosta State from 2012-15, earning a degree in health care administration in 2015. He transferred to West Florida, where he completed his final year of eligibility as the first quarterback in program history in 2016.

Nobles is the brother of former Clemson fullback and tight end Kasey Nobles.



**SAM OGDEN**

DIRECTOR OF VIDEO  
2<sup>ND</sup> SEASON AT CLEMSON  
JACKSONVILLE STATE '14

TIGERS

Sam Ogden is in his second season as Clemson's director of football video after joining the program in early 2020. In this role, Ogden oversees Clemson's football video department, including the shooting, processing and management of all game and practice video as well as producing internal video content for the team and staff.

Ogden joined Clemson after spending two seasons at Arkansas in the same capacity from 2018-19. His service at Arkansas was part of five years he served under former Clemson offensive coordinator Chad Morris, including three years at SMU from 2015-17.

A 2014 graduate of Jacksonville State with a degree in communications, Ogden worked with Jacksonville State's football team for four years and the men's basketball teams for three seasons. He later earned his master's degree in sports management from the school in 2016. Following his final year at Jacksonville State, Ogden was selected the FCS Video Coordinator of the Year by the Collegiate Sports Video Association (CSVA). He spent the 2014 football season as the video coordinator at the University of South Alabama.

A native of Bellefontaine, Ohio, Ogden is married to his wife, Chloe.



**DANNY PEARMAN**

DIRECTOR OF SCOUTING  
14<sup>TH</sup> SEASON AT CLEMSON  
CLEMSON '87

TIGERS

Danny Pearman is in his 14th season as a full-time member of Clemson's staff and in his first year in the newly created director of football scouting role.

He spent 12 seasons as Clemson's special teams coordinator and tight ends coach from 2009-20 after joining the program in December 2008. In that span, he helped evaluate, recruit and develop a number of NFL players in his dual role, including 2011 Mackey

Award winner Dwayne Allen, two-time Mackey Award finalist Jordan Leggett and Super Bowl champion Bradley Pinion, among others. He also had purview of the team's offensive tackles from 2009-10.

Prior to transitioning to scouting, his teams played 29 bowl games in his 29 years as a full-time assistant coach, a figure that extends to 32 bowl games in 32 years upon inclusion of his three years as a graduate assistant. He started his coaching career as a graduate assistant at Clemson in 1988 and 1989, before joining Alabama as a graduate assistant for the 1990 season.

He coached Alabama's offensive tackles and special teams from 1991-97, helping the Tide to the 1992 national title. On that squad was wideout Dabo Swinney, with whom Pearman would then coach at Alabama from 1993-97. Pearman would go on to coach at Virginia Tech (1998-05), North Carolina (2006), Duke (2007) and Maryland (2008) before returning to Clemson.

A 1987 Clemson graduate, Pearman played tight end on Clemson's 1986 and 1987 ACC title teams. His is married to his wife, Kristy, and has two sons, Tanner and Trent, and a daughter, Taylor.



**DANNY POOLE**

DIRECTOR OF SPORTS MEDICINE  
39<sup>TH</sup> SEASON AT CLEMSON  
WESTERN CAROLINA '79

TIGERS

Danny Poole is in his 21st year as Clemson's director of sports medicine, but he is a veteran of 38 years working in the Tiger athletic training facility. He supervises the athletic training needs of all student-athletes with a primary area of emphasis overseeing the football program. He has 40 years of full-time experience in the field.

A 1979 Western Carolina graduate, Poole earned a bachelor's degree in health & physical education. He served as head athletic trainer for the Carolina Chargers of the American Football Association in 1979. In 1980, he became an assistant trainer at Memphis. During his career as a full-time assistant there, he earned his master's degree in health education. Poole came to Clemson in 1984 as an assistant under trainer Fred Hoover.

He won the 2001 Athletic Trainers Service Award, presented by the National Athletic Trainers Association to role models who are future leaders of the training profession. He was inducted into the West Mecklenburg High School Athletic Hall of Fame in 2019.

The Charlotte, N.C. native is married to the former Beth Morgan. The couple has two daughters and sons-in-law, Jacqui Rice (Greg) and Abby White (Andrew), as well as four grandchildren, Finley and Emmie Rice, and Skylar and Carter White.



**ABE REED**

DIRECTOR OF EQUIPMENT  
24<sup>TH</sup> SEASON AT CLEMSON  
HOUSTON '97

TIGERS

The 2021 season marks Abe Reed's ninth year as director of equipment for football and his 24th year at Clemson after joining as a graduate assistant in 1998 and being hired full-time in 2000. He coordinates all the team's equipment needs, including equipment-related travel.

Reed is a 1997 graduate of Houston, where he earned a biology degree. He was a student manager at Houston, then was hired in a full-time capacity at Clemson. Reed has been involved with all Clemson sports during his career, but has seen his most service with football.

# FOOTBALL SUPPORT STAFF

Reed previously served as the AEMA District III secretary since 2011 and was the AEMA District III Equipment Manager-of-the-Year in 2012.

He is married to the former Holly Hepfer. They have two children, a son, Lance, and a daughter, Lillian.



**KYLE RICHARDSON**

DIRECTOR OF HS RELATIONS & SPECIAL ASST. TO THE OFFENSE  
6<sup>TH</sup> SEASON AT CLEMSON  
APP STATE '01

TIGERS

Kyle Richardson is in his sixth season on staff at Clemson, having served tenures as senior offensive assistant as well as director of player development & freshman transition during his first five years with the Tigers.

He was the head coach at Northwestern High School in Rock Hill, S.C. from 2011-15. In that time, his program posted a 58-13 record and won state titles in 2013 and 2015. His 2013 team finished seventh nationally in the USA Today ranking and his 2015 team finished ranked nationally in multiple top 25 polls.

As head coach, Richardson guided Northwestern to three state title game appearances and won four region championships. He was 13-3 in postseason play in his five years as the head coach. Richardson was offensive coordinator at Northwestern before he became head coach and led the Trojans offensively to four region championships, three state championship berths and an undefeated state championship season in 2010.

He has previous coaching experience at the college level, having coached wideouts at Southeastern Louisiana University. He has coached high school football in North Carolina, Georgia and South Carolina. Richardson was inducted into the York County Hall of Fame in 2019. He is a 2001 graduate of Appalachian State and has master's degrees from California and Clemson.



**ARTAVIS SCOTT**

OFFENSIVE GRADUATE ASSISTANT  
1<sup>ST</sup> SEASON AT CLEMSON  
CLEMSON '16

TIGERS

Artavis Scott is in his first year as an offensive graduate assistant since returning to his alma mater in the offseason.

Scott returned to Clemson after spending four seasons in the NFL. He joined the Los Angeles Chargers as an undrafted free agent in May 2017, spending three seasons with the organization. He spent time with the Indianapolis Colts and Houston Texans in 2020.

Scott was a three-time All-ACC honoree and a freshman All-American in his three-year career at Clemson from 2014-16. He appeared in 43 career games with 36 starts for the Tigers, compiling a school-record 245 catches for 2,480 yards and 19 receiving touchdowns. His 245 career receptions finished fifth in ACC history.

Scott earned his degree from Clemson in communication studies in December 2016.



**ANDREW SHIPMAN**

VIDEO GRADUATE ASSISTANT  
5<sup>TH</sup> SEASON AT CLEMSON  
CLEMSON '21


TIGERS

Andrew Shipman is in his first year as a video graduate assistant (offense) in 2021 and in his fifth year with the program.

He served as a student coaching assistant for Clemson (2017-20). He assisted with self-scouting and other assorted tasks as the Tigers made four CFP berths.

Prior to attending Clemson, he assisted current Tiger staffer Kyle Richardson during his tenure as head coach at Northwestern High School in Rock Hill, S.C., helping the Trojans to state titles in 2013 and 2015.

Shipman earned bachelor's degrees from Clemson in both accounting and economics in August 2021, also securing a minor in athletic leadership.



**ADAM SMOTHERMAN**

SENIOR ASSISTANT STRENGTH & CONDITIONING COACH  
10<sup>TH</sup> SEASON AT CLEMSON  
VANDERBILT '11

TIGERS

Adam Smotherman is in his 10th year at Clemson, serving one year as a graduate assistant and nine years as a full-time coach. He worked previously as the assistant director of strength & conditioning at Furman (2012-13).

He is Strength & Conditioning Coach Certified (SCCC) by the CSCCa, a Certified Strength and Conditioning Specialist (CSCS) by the NSCA, a Level 1 Sports Performance Coach (SPC) certified through USA Weightlifting, and a Specialist in Sports Nutrition (SSN) certified by the International Sports Sciences Association (ISSA). He earned a degree in secondary education and history from Vanderbilt and a master's degree in Youth Development Leadership from Clemson.

Smotherman graduated from Smyrna (Tenn.) High School and won the 5A Mr. Football Lineman of the Year Award as a senior. At Vanderbilt, he was a four-year letterman and multi-year starter at defensive tackle.

He is married to the former Lindsey Whitworth. The couple has a son, Jack, and a daughter, Caroline.



**JORDAN SORRELLS**

DIRECTOR OF RECRUITING  
7<sup>TH</sup> SEASON AT CLEMSON  
FURMAN '09

TIGERS

Jordan Sorrells is in his seventh year with the program. His list of duties includes management of the prospect evaluation process, organizing prospect visits, prospect communications, coaches recruiting travel logistics and planning and executing recruiting events.

Clemson's 69 wins from 2015-19 were the most by a team in a five-year span in the AP poll era and preceded a 2020 recruiting class that ranked No. 1 by ESPN, No. 2 by Rivals and No. 3 by the 247 Composite.

The Greenville, S.C. native served as director of operations at Furman from 2011-14. He earned his degree from Furman in 2009, where he was a two-year starting quarterback. He holds career passing touchdown record and is second in passing yards and completions.

He and his wife, Sarah Kathryn, a fitness instructor, have two sons, Will and Jack, and a daughter, Ellie.



**BILL SPIERS**

DIRECTOR OF SPECIAL TEAMS  
6<sup>TH</sup> SEASON AT CLEMSON  
CLEMSON '18

TIGERS

Bill Spiers is in his first season as director of special teams after having served as a student assistant in the 2016 and

2017 seasons and as senior special teams assistant from 2018-20.

Spiers was one of the top baseball players at Clemson from 1985-87. He was the No. 13 overall pick of the 1987 MLB draft after earning All-America honors. He also played football in 1986 and was the team's starting punter when the Tigers won the ACC title.

He played 13 years (1,252 games) in the majors from 1989-01 with the Brewers, Mets and Astros.

A native of Cameron, S.C., Spiers had experience coaching high school football and baseball before returning to Clemson as part of the Tiger Trust Program, which provides an opportunity for student-athletes who exhausted their eligibility or left early for a professional opportunity to return to complete their degree. He earned his degree from Clemson at age 51 in 2018.

Spiers is married to his wife, Laura, with whom he has three children, Ashley, Will and Mary Crosby. Ashley serves on the Clemson football staff, and Will is a punter on Clemson's 2021 squad.



**COLE STOUTD**

OFFENSIVE PLAYER DEVELOPMENT  
1<sup>ST</sup> SEASON AT CLEMSON  
CLEMSON '15

TIGERS

Cole Stoudt is in his first year in an offensive player development role at Clemson. He joined the staff following two years (2018,19) as quarterbacks coach at Morehead State prior to the postponement of the 2020 FCS season.

He entered the coaching ranks as an offensive graduate assistant at Jacksonville State, assisting the program's quarterbacks for three years (2015-17) and helping quarterback Eli Jenkins earn OVC Offensive Player of the Year honors (2015,16). Jacksonville State won three OVC titles, went 23-0 in the league and appeared in the 2015 FCS title game.

He was a four-year letterman at quarterback for Clemson (2011-14), passing for more than 2,600 yards. He was MVP of the 2014 Russell Athletic Bowl after throwing for 329 yards and three touchdowns against Oklahoma. He earned a degree in sociology from Clemson in 2015. Stoudt is married to his wife, Alexandra, and has a daughter, Ryann.



**ROSS TAYLOR**

ASSISTANT AD • FOOTBALL COMMUNICATIONS  
4<sup>TH</sup> SEASON AT CLEMSON  
MISSOURI '10

TIGERS

Ross Taylor is in his fourth year as director of football communications. He succeeded CoSIDA Hall of Famer Tim Bourret in July 2018 and was just the third director of football communications at Clemson since 1955.

He's guided media relations efforts in the midst of three CFP berths, including two title game appearances, and has helped promote six consensus All-Americans as well as winners of the Campbell Trophy, Butkus Award, Archie Griffin Award, Disney Spirit Award and Bear Bryant Award. Clemson received the Super 11 Award for excellence in media relations from the Football Writers Association of America in each of his first three years.

Taylor came to Clemson after spending seven years with Washington in the NFL, including the last three years as director of communications. He began as a media services assistant in 2011 at the age of 22.

A native of Coppell, Texas, Taylor graduated magna cum laude from the University of Missouri School of Journalism in 2010.



# FOOTBALL SUPPORT STAFF



**CARTER THOMASON**

VIDEO GRADUATE ASSISTANT  
4<sup>TH</sup> SEASON AT CLEMSON  
CLEMSON '20

TIGERS

Carter Thomason is in his first season as a video graduate assistant for the defense in 2021 and in his fourth season with the program overall.

Thomason served as a student coaching assistant for Clemson from 2018-20, assisting in a variety of roles that included contributions to game planning, data management, film study and recruiting. Prior to attending Clemson, he served as a student coach at North Gwinnett (Ga.) High School in 2017, helping his team to a Georgia 7A state title that year.

Thomason earned his bachelor's degree from Clemson in political science in December 2020.



**ELIJAH TURNER**

DEFENSIVE GRADUATE ASSISTANT  
1<sup>ST</sup> SEASON AT CLEMSON  
CLEMSON '19

TIGERS

Elijah Turner is in his first season as a defensive graduate assistant at Clemson. Turner joined Clemson's staff immediately following a five-year playing career.

He began his collegiate career at Presbyterian College, where he played defensive back from 2016-17 and finished second on the Blue Hose in tackles in 2017. Upon Presbyterian's transition to a non-scholarship model, Turner elected to walk on at Clemson, playing in 24 games across the 2018-20 seasons for squads that won a combined 39 games and made three College Football Playoff appearances.



**THAD TURNIPSEED**

DIR. OF PLAYER DEV., FRESHMAN TRANSITION & EXTERNAL AFFAIRS  
9<sup>TH</sup> SEASON AT CLEMSON  
ALABAMA '95

TIGERS

Thad Turnipseed is in his ninth year at Clemson, serving now as the program's Director of Player Development, Freshman Transition and External Affairs. Turnipseed helps oversee the program's world-class facilities and was instrumental in the planning, construction and upkeep of the Allen N. Reeves Football Complex, which opened in February 2017. Clemson has finished in the top 15 each of his first eight years with the program, including winning six ACC titles from 2015-20 and national championships in 2016 and 2018.

Turnipseed came to Clemson as Director of Recruiting Operations and External Affairs after spending the previous 11 years at Alabama, where he started as director of capital projects, designing and overseeing over \$200 million in athletic projects. Some of these projects included two end zone expansions and a \$40 million in improvement to the football facility. He ended his career at Alabama as the associate athletic director for special projects while serving as director of football external affairs.

He earned a degree from Alabama in political science in 1995. He was a member of the football team from 1990-92 and became a student assistant from 1993-95 after an injury. He and Swinney were both members of Alabama's 1992 national title team. Alabama won the national title in 2011 and 2012, his final two seasons with the Crimson Tide program.



**ANDREW ZOW**

OFFENSIVE ANALYST  
1<sup>ST</sup> SEASON AT CLEMSON  
ALABAMA '01

TIGERS

Andrew Zow is in his first season at Clemson as an offensive analyst for the Tigers.

Zow joined Clemson with 13 years of coaching experience at the high school level, including stints at Union County (Fla.) High School from 2007-09, Oak Mountain (Ala.) High School in 2011, Montevallo (Ala.) High School from 2012-15, Calera (Ala.) High School from 2016-18, Bessemer City (Ala.) High School in 2019 and Sylacauga (Ala.) High School in 2020, serving as head coach at Union County and in each of his last three stops.

After redshirting in 1997, Zow played collegiately at Alabama from 1998-2001, finishing his career as the program's career leader in pass attempts, completions, pass yards and total offense. He compiled 5,983 career passing yards and 35 touchdowns with the Crimson Tide and helped No. 7 Alabama, a squad for which Dabo Swinney served as wide receivers coach, to a 34-7 win over No. 5 Florida in the 1999 SEC Championship.

Zow graduated from Alabama in 2001 with a degree in sports fitness management and was an Academic All-SEC honoree. The native of Lake Butler, Fla. is married to his wife, Amebriss, and has three children, Andrew Jr., Ashton and Avry.



**PAUL ANDERSON**

Coordinator of Academics,  
Sophomore Transition & Operations



**SAVANNAH BAILEY**

Director of Life Skills  
& Community Service



**JENNIFER BENTON**

Administrative  
Business Manager



**BETH DOUGLAS**

Senior Administrative  
Assistant, Head Coach



**HALI FOREMAN**

Executive  
Performance Chef



**ZACH FULMER**

Assistant Director of Scouting,  
Recruiting Assistant



**HENRY GUESS**

Video Services Assistant




**ANNA KATE GUNN**

Recruiting Operations &  
Player Development Assistant




**RASHARD HALL**

Director of Career &  
Professional Development



**NIKI LYON**

Performance Nutrition  
Operations Coordinator



**ANTOINE MCCLAIN**

Director of Former Player  
Engagement & Development



**JAYSE MCQUAIG**

Assistant Director  
of Video Operations



**LINDSEY MORRIS**

Administrative Assistant,  
Recruiting



**REGGIE PLEASANT**

Life Coach



**CHEYENNE REYNOLDS**

Sports Medicine  
Assistant



**JOE ROBBINS**

Graphic Design  
Coordinator



**TED ROOF**

Defensive Consultant



**ASHLEY SPIERS**

Administrative Assistant,  
Head Coach



**JOSH WALL**

Assistant Director of  
Recruiting Operations



**BERT WEST**

Building Operations



**MADDIE WILLIAMS**

Creative Media  
Coordinator



**NICK YARDI**

Equipment Assistant



# WHAT IS CAPCO?

Marketing/Advertising • Technology • Digital Properties



Beginning July 1, 2021, Clemson University and the Athletic Department assumed partnerships internally via a new venture called the CAPCO, or the Clemson Athletics Properties Company.

The tide in college athletics and partnerships has begun to shift, and Clemson is positioning itself for a long, prosperous future by managing opportunities in-house that had previously been routed through a third party.

CAPCO manages the day-to-day multimedia rights, broadcast rights, partnerships and external sales and service within the Department of Athletics. CAPCO will also provide a pathway for departments on campus to explore and pursue partnership opportunities.

CAPCO was created as a one-of-a-kind collaboration to enable Clemson Athletics, IPTAY and Clemson University to maximize value to partners and will be set up as an affiliated entity of Clemson University. Clemson Athletics will also work with the University on existing and new corporate partnerships.

CAPCO will be housed within athletics, meaning there is no longer a third party or intermediary between the partner/advertiser and the institution - it is directly connected.

Fans will not notice a difference in operations, but will see a greater impact in the ways in which Clemson aligns with partners to provide value back to fans.

Clemson Athletics will immediately build out a leadership, sales and fulfillment team to begin in the coming months.

Clemson has always been a little bit different, and this allows us to represent ourselves. This structure will give Clemson greater visibility and flexibility into how we can best serve those who align with Clemson Athletics, from local businesses to some of the largest organizations in the world. CAPCO will enable Clemson to serve these groups, while also resulting in new opportunities to engage and provide value to our fans, exposure to our university, and resources to our department.

## CAPCO Contact

864.656.2911

[capco@clemson.edu](mailto:capco@clemson.edu)



# UNIVERSITY PRESIDENT



## JIM CLEMENTS

- CLEMSON UNIVERSITY PRESIDENT
- 8<sup>TH</sup> SEASON AT CLEMSON
- UMBC '85

Jim Clements became Clemson University's 15th president on Dec. 31, 2013 after serving as president of West Virginia University. Since his arrival, the value of the Tiger Paw has never been higher, driven by the university's elevated academic reputation and the exposure from Clemson University's athletic success on the national stage.

Under Clements' leadership, Clemson has raised the bar in academics, admissions, enrollment, research, retention rates, graduation rates and diversity. Clements has also led the way in helping to raise more than \$1.2 billion in private funds since he arrived at Clemson.


Clements is a nationally recognized leader in higher education who has served as president of a university in three different athletic conferences, Big East Conference, Big 12 Conference and Atlantic Coast Conference, where he served as the 2016-17 Chair of the ACC Council of Presidents. In April 2021, Clements was named to the College Football Playoff Board of Managers.

He currently serves on the board of directors of the American Council on Education, the executive committee for the Council of Competitiveness, the Council of Presidents for the Association of Governing Boards and on the Special Olympics International Board of Directors. Clements previously served as the Chair of the Board for the Association of Public & Land-Grant Universities.

### UNDER CLEMENTS' LEADERSHIP

- He has led commencement ceremonies for more than 46,000 graduates.
- Undergraduate applications have increased 153 percent.
- Clemson has raised more than \$1.2 billion in private funds, resulting in record-breaking fundraising every year.
- The value of Clemson Foundation Endowment surpassed \$950 million.
- Total research expenditures reached an all-time high of \$230 million.
- Clemson achieved and then was re-affirmed Carnegie R1 highest research activity.
- Approximately \$1 billion in new or renovated facilities have been constructed, including Wilber O. & Ann Powers College of Business, Allen N. Reeves Football Complex, Watt Family Innovation Center, the new soccer facility, Snow Family Outdoor Fitness & Wellness Complex, Andy Quattlebaum Outdoor Education Center, McWhorter Stadium (softball), Early Childhood Education Center, Littlejohn Coliseum and Douthitt Hills, the largest construction project in university history.
- The Clemson Forward strategic plan was launched and is currently being refreshed.

He holds a degree in computer science as well as a master's degree and Ph.D. in operations analysis from the University of Maryland, Baltimore County. Clements also holds a master's degree in computer science from Johns Hopkins University's Whiting School of Engineer-



ing and was awarded an honorary degree as Doctor of Public Education from his alma mater, UMBC.

Clements' "Successful Project Management" book is now in its seventh edition and has been published in multiple languages and used in numerous countries.

Clements was born in Arlington, Va., but spent the majority of his life in Maryland before relocating to West Virginia and then to Clemson. He and his wife, Beth, have been married for 30 years and have four children, Tyler, Hannah, Maggie and Grace; two sons-in-law, Tanner Coombs and Max Kinser; a daughter-in-law, Margot Murray Clements; a grandson, Cannon Coombs and another grandchild due in July 2021.



THE CLEMENTS FAMILY (FROM LEFT TO RIGHT) - MAX, HANNAH, BETH, GRACE, JIM, TYLER, MARGOT, MAGGIE, CANNON AND TANNER.



# DIRECTOR OF ATHLETICS



## DAN RADAKOVICH

- DIRECTOR OF ATHLETICS
- 9<sup>TH</sup> SEASON AT CLEMSON
- INDIANA (PA.) '80

Named the 13th director of athletics in Clemson history on Dec. 1, 2012, Dan Radakovich has continuously led the Tiger athletic department to high achievements, both on the field and in the classroom, while developing significant upgrades in finance and facilities. Since his arrival, Radakovich has led Clemson athletics to a period of sustained success a growth, considered among the greatest stretches in school history.

As a department, Tiger student-athletes have recorded nine semesters with a 3.0 GPA or higher, including a record 3.57 GPA in the spring of 2020. Radakovich has guided the department successfully throughout the pandemic, helping Clemson to reopen athletic operations, including safely hosting 112,367 fans at Memorial Stadium in 2020, third most in the nation.

In 2020-21, Clemson had its best finish in the Learfield Directors' Cup since 2007, finishing No. 36. Highlighting the athletic year, the football program claimed the ACC title and appeared in the College Football Playoff, the men's soccer program claimed the 2020 ACC championship, and the women's soccer program advanced to the Elite Eight in their sixth-straight NCAA Tournament appearance. Additionally, Radakovich oversaw the development of the softball program at Clemson, which officially began in the spring of 2020. That program earned the ACC regular-season championship in 2021 and made its first trip to the NCAA Tournament. Clemson also made NCAA appearances in men's basketball, indoor and outdoor track & field and men's and women's golf.

During Radakovich's tenure, IPTAY has seen more than \$200 million in contributions and he was instrumental in the Cornerstone Partner Program, which together has helped fund more than \$80 million in scholarships and numerous investments in the student-athlete experience.

Radakovich's tenure has been highlighted by the success of the football program, which has claimed the 2016 and 2018 national titles. The Tigers have won six consecutive ACC titles and have made six straight College Football Playoffs.

The Clemson athletic department set a school record for the highest score in the NCAA's graduation success rate at 93 percent in 2020, while a school-record seven programs were recognized by the NCAA for outstanding APR. Clemson has been at 91 percent or higher for seven straight years.

The highlight of the 2018-19 academic year was a second football national title in three years, as Clemson beat Alabama 44-16 in the national championship game in Santa Clara, Calif. During the 2017-18 academic year, Clemson became the first school in history to reach the College Football Play-

off, advance to the Sweet 16 of the men's basketball NCAA Tournament and host a baseball regional.

Student-athlete development continues to be a driving force for the athletic department under Radakovich, and the Nieri Family Student-Athlete Enrichment Center in the newly-renovated WestZone is a state-of-the-art facility for student-athlete development in the classroom and community. The development, rebranding and expansion of football's P.A.W. Journey highlights a best-in-class approach to preparation for life after their Clemson football careers.

The athletic district has received a near-complete facelift in the past few years, and Littlejohn Coliseum opened to rave reviews following a \$63 million renovation. Allen N. Reeves Football Complex opened in 2017 and has set the standard for football facilities.

Since 2013, the athletic department has received approvals for more than \$200 million in facility improvements and increased spending on direct student-athlete development programs, including nutrition, mental health and professional development, by \$2.4 million. His department has increased overall revenue from \$69 million in fiscal year 2014 to a budgeted \$131 million in fiscal year 2020.

As a result of the litany of accomplishments, he was named 2017 SportsBusiness Journal Athletic Director-of-the-Year after being a finalist in 2015. He also serves as Chair of the Board of LEAD1, which represents athletic directors at the D-I level.

Prior to his arrival, he amassed a wealth of experience serving in significant athletic administrative roles at Miami (Fla.), Long Beach State, South Carolina and LSU in addition to athletic directorships at American University and Georgia Tech. His administrative career spans 30 years.

College football entered a new era in 2014 with the College Football Playoff, and he was at the forefront. He was one of 13 people, including one of only five FBS directors of athletics, to be named to the committee.



In 2012, he was named by NCAA president Mark Emmert as one of 10 directors of athletics to a new advisory commission charged with making recommendations for the future of NCAA rules and policies.

Radakovich came to Clemson from Georgia Tech, where he served with distinction for six years (2006-12). Just Clemson's fifth director of athletics since 1940, he replaced Terry Don Phillips, who retired after over 10 years directing the program.

Prior to his tenure at Georgia Tech, Radakovich worked as a senior associate athletic director at LSU from 2001-06. He had many responsibilities that dealt with the football program and worked closely with then head coach Nick Saban, including the year (2003) the Tigers won the national title.

Between 1994 and 2000, he served as chief financial officer at South Carolina.

He gained experience on the West Coast from 1989-94, when he was a senior associate athletic director at Long Beach State. He got his start in administration at Miami in 1983 as the athletic business manager.

The Aliquippa, Pa. native was first made aware of Tiger athletics through the basketball exploits of Butch Zatezalo, who was from the same town. Zatezalo was a three-time All-ACC Tiger whose legendary 25-point scoring nights received a lot of attention in Pennsylvania in the 1960s when he was a youth.

Radakovich is a 1980 graduate of Indiana (Pa.), where he earned a bachelor's degree in finance. He was also a football letterman and student coach with the Crimson Hawk program, and he was inducted into the school's athletic hall of fame in 2021. He previously was enshrined into the Beaver County Sports Hall of Fame in 2008 and was recognized as a distinguished alumnus from Indiana in 2009. He earned his master's degree in business administration from Miami in 1982.

Radakovich, born June 9, 1958, and his wife, Marcie, have two sons, Christian, a 2012 Georgia Tech graduate, and Grant, a 2015 Mercer graduate who was a tight end on Clemson's 2016 national title football team.



THE RADAKOVICH FAMILY (FROM LEFT TO RIGHT) - CHRISTIAN, MARCIE, DAN AND GRANT.



# ALLEN N. REEVES FOOTBALL COMPLEX



Head Coach Dabo Swinney and the Tiger staff sought to build “the forever home of Clemson football” when envisioning what would become the Allen N. Reeves Football Complex, which opened in January 2017 and remains among the gold standards of performance facilities, not only in college football, but in all of sports.

While discussion about the \$55 million facility that covers 142,000 square feet often centers around its bells and whistles, by design, it offers unparalleled functionality, the primary goal for Thad Turnipseed when he met with Swinney in 2012 about his vision for a team facility.

“Coach Swinney has always lived by the slogan, ‘Best is the Standard,’ and

that is what he sought to do in the design of this building,” said Turnipseed. “I went to 36 different football facilities around the nation. He said to take the best from each place, and that is what we did.”

Despite national praise for the young facility, Clemson has not rested in its pursuit of making the facility the nation’s standard-bearer. In the years since its opening, it has added the 2,400-square-foot Clemson Applied Science Lab under the purview of Director of Applied Science Alex Bina, helping to put the program at the forefront of the recovery and sports science movement.

The sports science lab in CASL includes Sparta Science force plates to judge force efficiency, a DARI motion

capture lab to quantify functional movement, a Trazer augmented reality station to measure change of direction, Nord-Bords to gauge hamstring strength and a Senaptec sensory station to quantify cognitive performance, decision making and visual acuity.

The recovery center portion of the facility features a cryotherapy chamber for muscle recovery, a sensory deprivation pod that houses 1,200 pounds of Epsom salt dissolved in water at skin temperature to remove athletes from light, sound and some gravitational force, two infrared hyperthermic cocoon pods for far-infrared heat therapy and vibrational massage, four massage chairs, percussive massage guns and dedicated tables and space for Normatec compressive

sleeves to supplement the Normatec air pressure massage systems provided to each player prior to the season.

While CASL sits toward the rear of the facility, the first things visitors see upon entry to the main lobby of Allen N. Reeves Football Complex are the national championship trophies sitting in front of a video screen flanked by massive trophy cases housing additional hardware from Clemson’s history. The lobby also displays a scaled replica of Howard’s Rock and the Hill from Memorial Stadium, which also includes a button to play audio of Brent Musburger describing college football’s grandest entrance prior to Clemson’s game against Georgia in 2013.

Off the lobby to the right is the home of P.A.W. Journey, which cultivates leadership on the team through three main pillars of personal growth, life skills and professional development under the guidance of former All-American Jeff Davis. A corridor near that area leads to the Paw Bistro, the best-in-class dining facility, led by Executive Performance Chef Hali Foreman, who many current and former players have cited as their favorite part of the facility.

Adjacent to the dining area are the outdoor player village and indoor player lounge. The outdoor area includes a nine-hole miniature golf course, a covered full-court basketball facility with glass backboards and a state-of-the-art surface, an artificial-surface wiffle ball diamond, sand volleyball facility, a horseshoe pit, wading pool with a Tiger Paw monument, outdoor kitchen and a lounge area with a 20-foot video screen. Overall, the outdoor village spans 1.5 acres.

The indoor player lounge features arguably the most fun room, complete with





# ALLEN N. REEVES FOOTBALL COMPLEX



a two-lane bowling alley, Pop-A-Shot, three different video game console centers, multiple ping-pong and pool tables and a table shuffleboard. Adjacent to the ping-pong tables is a golf simulator, where players can play Augusta National, St. Andrews and Pebble Beach along with many other great golf courses from around the world.

Down the corridor from the golf simulator is a barber shop and shoeshine area. Next to the barber shop is the nap room, designed to offer student-athletes a designated space to combat one of the largest obstacles for the mental health of young people: lack of sleep.

Clemson's enormous weight room covers 23,000 square feet and was the country's largest football-only weight room at the time it was built. The entire team can work out at once in the area that includes 20 inlay platforms, numerous machines, fatbells, kettlebells and dumbbells, as well as a well-equipped cardio deck overlooking the lifting area. It also houses the offices of Paul Harrington and the performance nutrition staff as well as a nutritional fuel bar.

The weight room connects to the Betty Sheppard Poe & William Maxwell Poe Indoor Football Facility, an 80,000-square-foot, \$10 million structure. It includes a full-sized synthetic turf field, raised video platforms, a game-ready scoreboard, four play-clocks, a videoboard and a booming sound system. The facility has enabled Clemson to continue its preparation despite inclement weather.

Prior to the complex's construction, large tubs were brought to the outside wall of the indoor football facility, as players traded off getting into the tubs. Now, there is one large horizontal 47-degree cold tub that can handle 61 play-

ers at any one time, making the process much more efficient. It sits adjacent to Clemson's state-of-the-art training room that also features a lap pool and four therapy pools.

The second floor houses offices and meeting spaces for Clemson football personnel. Swinney's office is in the corner and fittingly overlooks the practice fields at one side and the outdoor basketball court on the other.

The second floor is the home of Clemson football's video department, a multi-screened facility that rivals many broad-

cast networks. It sits next to a studio that produces much of @ClemsonFB's award-winning social media content and serves as the setting for many of Clemson's national media interviews as well as the home of the bureau cam for Clemson's appearances on ACC Network, as the room features a direct fiber-optic line to ESPN in Bristol, Conn.

The second floor contains a meeting room for each position and the team meeting room that has seats for 180 (up from 158 for the team meeting room at Memorial Stadium). The floor also fea-

tures a movie theater with 20 lounge chairs.

But perhaps most famously, connecting the second floor meeting spaces down to the locker room, weight room and practice fields is the slide.

"This idea came straight from Coach Swinney," said Turnipseed. "He saw it at the Google headquarters in the 2013 movie, 'The Internship.' He loved it."

The slide is near the back of the facility and represents the most efficient means to getting 120 players from meetings to practice in a timely manner.





# P.A.W. JOURNEY



The Clemson program is constantly preparing its scholar-athletes for life through the innovative and unique program called P.A.W. Journey. P.A.W., which stands for “passionate about winning,” positions scholar-athletes to maintain a continually competitive posture towards all aspects of life.

Head Coach Dabo Swinney consistently emphasizes to his scholar-athletes that football creates options and cultivates skills that each young leader uses for a lifetime. P.A.W. Journey serves as a guiding light to fulfill that vision through its daily work and the long-standing relationships it produces.

P.A.W. Journey holistically develops football scholar-athletes through personal growth, life skills and career and professional development. The pillars, Striped, C.U. in Life and 5th Quarter, work harmoniously together to develop the whole man.

Striped intentionally identifies and fosters each individual's sense of purpose and promotes maturity throughout his leadership development. This pillar helps leaders build character through, among other ways, overcoming challenges to ultimately achieve strength and maturity.

C.U. in Life equips the young men with transferable skills and provides opportunities to serve in domestic and global impacts. Initiatives within this

program teach scholar-athletes critical life skills necessary to earn respect and become impactful men of society.

The 5th Quarter pillar instills practical professionalism through the ability to enhance business acumen, expand networks and gain purposeful employment. The pillar ensures that each leader serves as an example in the marketplace through internships, shadowing opportunities and developmental workshops.

To address the needs of its alumni, P.A.W. Journey introduced its newest pillar, Overtime. Serving as a way to connect and remain engaged with Clemson, Overtime demonstrates the lifetime commitment of the program to its leaders and Tiger football alumni base.

P.A.W. Journey is unique to Clemson and is an influential leader in the player development industry. P.A.W. Journey's distinction and dedicated personnel, led by Jeff Davis, Savannah Bailey, Rashard Hall, Antoine McClain and Karli Welch, engage scholar-athletes from the time they step foot on campus through their graduation and beyond.

“With everything great about Clemson football, P.A.W. Journey was the outlier that made me commit to Clemson,” explained defensive end K.J. Henry. “Many schools have a group that will try to help you with life after football, but it's a different level here and it is Clemson's way of being above everyone else.”

The notion that P.A.W. Journey is a step ahead of other similar programs around the nation was repeated by all scholar-athletes who were asked about their experience.

“P.A.W. Journey is the industry leader in what they do, and it's not even close,” stated offensive guard Matt Bockhorst. “P.A.W. Journey has shown that Clemson football players are so much more than the guys you see play on Saturdays.”

The program not only empowers men to lead, it also educates, supports and challenges the scholar-athletes throughout their journey.

“P.A.W. Journey does countless things that a lot of people don't see,” added Henry. “We as players know that day (peaceful demonstration in 2020) doesn't get done that way without the direction of our leaders in P.A.W. Journey.”

In conjunction with the leadership skills and confidence training that P.A.W. Journey affords to the scholar-athletes, the program ensures that these men are ready to follow their professional aspirations.

Through P.A.W. Journey, Clemson scholar-athletes meet with CEOs of

Fortune 500 companies and partake in micro-internships to help discover their abilities and passions in the workforce. The scholar-athletes have been taking full advantage of these opportunities.

Bockhorst credited P.A.W. Journey with helping find his next step when his playing days come to an end.

“It is my intention to pursue a career in wealth management, and that would not be the case if not for P.A.W. Journey,” explained Bockhorst. “Through the micro-internship program, I was able to intern two weeks with Merrill Lynch, and it completely solidified what I want to do with my career.”

A scholar-athlete's identity is often consumed by his athletic abilities. The P.A.W. Journey program confronts this notion by helping its leaders find themselves and discover their passions.

P.A.W. Journey has recognized and responded to the needs of an ever-growing sophisticated scholar-athlete. Through changing landscapes, the expectations of what it means to be a Clemson Tiger will continue to rise and be met with the empowerment afforded through P.A.W. Journey.





# CLEMSON APPLIED SCIENCE LAB



Clemson Applied Science Lab (CASL) has a very simple mission: “Carry out the vision of the head football coach by providing confidence to student-athletes that their physical and technical development is constantly advancing.”

Director of Applied Science Alex Bina has done everything in his power to ensure that those words ring true and Clemson student-athletes are given every possible opportunity to both improve performance and physically recover, using any and all modern technologies available.

The two key focuses of CASL are maximizing performance and expediting recovery.

The ultimate goal is quantifying body performance. Once the body and its abilities are put into numerical terms, it becomes considerably easier to determine what needs to be improved and the best possible route to enhance it.

Throughout the yearly training cycle, athletes are evaluated using technologies that leverage motion capture, force plates, sensory station, augmented reality, force transducers and GPS sensors in order to quantify athletic development. Through this process, an athlete's body composition, movement efficiency, vertical jump performance, cognitive reasoning skills, hamstring strength and on-field speed become clear to both coach and athlete alike.

By building a database of the “Clemson Effect” on athlete development and performance, the Clemson football staff can continue to build championship teams for future generations of Tiger players.

Not only does CASL provide coaches and student-athletes with quantitative data with which they can analyze performance, it also is a key resource for

student-athletes to use during the recovery process. Bina stressed that quick and healthy recovery is the priority of the staff at CASL.

The path to success in recovery is a two-step process. The first is communication and collaboration between the student-athlete and their strength & conditioning coach, nutrition and sports medicine experts and their sports psychologist. The second step is using the established baseline scores of the student-athlete as targets for return-to-play protocols and as a foundation for injury-prevention training.

Clemson Applied Science Lab concerns itself heavily with the mental aspect of sports performance. Student-ath-

letes get access to a sensory-deprivation float tank, which eliminates all external stimuli and gives the closest estimation of “true peace” possible. This also improves sleep quality, which is a large part of both mental and physical performance. Along with sensory deprivation tanks, CASL utilizes cryotherapy to further stimulate recovery.

Bina has always been interested in bioengineering, which is the degree he earned from Penn State. Bina, who is also pursuing his Ph.D. at Clemson, is implementing a simple plan, which is to “learn how the body works as a machine and put students in a position to manipulate that machine to improve recovery and performance.”

Tiger players have been responding very positively to the work that Bina and CASL have done for them, and as a program, Clemson has seen tremendous success in terms of both their players' short and long-term recoveries.

Bina wants to ensure that “everything possible is being done for them” in order to get them back to their peak performance as healthily and as quickly as possible.

As far as long-term and overarching goals and aspirations for CASL, Bina offered the following.

“When we talk about, ‘Best is the Standard,’ that means in all ways possible. This is just another piece of that puzzle.”





# STRENGTH & CONDITIONING

As part of the Allen N. Reeves Football Complex that opened on Feb. 1, 2017, the Tiger program opened one of the top strength training facilities in the nation. The 23,000 square-foot football facility has all the latest in modern strength training that helps the Tigers prepare year-round.

The facility includes 20 inlay platforms, 30 pieces of cardio equipment, a full line of fatbells, kettlebells and dumbbells, eight different training zones and a nutrition bar.

The facility also has the latest high-tech sound system, many flatscreens and the best lighting available that puts wall graphics in full view, leading to the best possible work environment.

The facility is attached to the indoor football facility and faces the outdoor practice facility, making for the most convenient and efficient facility in the nation.

## STRENGTH ALL-AMERICANS

1978	Rich Tuten, MG
1981	Jeff Davis, LB Jeff Bryant, DT Lee Nanney, OT
1983	William Perry, MG
1984	Kenny Flowers, TB
1985	Jim Riggs, TE
1986	Ty Granger, OT
1987	Danny Pearman, TE
1988	Donnell Woolford, DB
1989	Vince Taylor, LB
1990	Levon Kirkland, OLB
1991	Mike Brown, C
1992	Brentson Buckner, DT
1993	Stacy Seegars, OG
1994	Nelson Welch, PK
1995	Brian Dawkins, SS
1996	Raymond White, MG
1997	Lamont Hall, TE
1998	Jason Gamble, C
1999	Damonte McKenzie, DL
2000	Terry Jolly, DT
2001	Woodrow Dantzler, QB T.J. Watkins, OG Kyle Young, C
2002	Nick Eason, DT
2003	John Leake, LB Gregory Walker, OT
2004	Leroy Hill, LB
2005	Steven Jackson, FB
2006	Dustin Fry, C Anthony Waters, LB
2007	Cullen Harper, QB
2008	Chris Clemons, S C.J. Spiller, RB
2009	Kevin Alexander, DE Thomas Austin, OG
2010	Marcus Gilchrist, CB
2011	Tyler Shatley, DT
2012	Dalton Freeman, C
2013	Brandon Thomas, OT Sammy Watkins, WR
2014	Stephone Anthony, LB Grady Jarrett, DT
2015	B.J. Goodson, LB Eric Mac Lain, OG
2016	Ben Boulware, LB Wayne Gallman, RB Jay Guillermo, C Deshaun Watson, QB
2017	Clelin Ferrell, DE Mitch Hyatt, OT Christian Wilkins, DT Austin Bryant, DE Gage Cervenka, OL Kendall Joseph, LB Dexter Lawrence, DT
2019	Tremayne Anchrum, OT Tanner Muse, S Sean Pollard, OL John Simpson, OL K'Von Wallace, S
2020	Matt Bockhorst, OG James Skalski, LB Cade Stewart, OL Regan Upshaw, DE

## DEDICATION AWARD WINNERS

1985	Kenny Flowers, TB John Phillips, OG
1986	Ty Granger, OT
1987	Mark Drag, MG
1988	Jeff Bak, C Mark Drag, MG
1989	Levon Kirkland, OLB
1990	Arthur Bussie, DT Curtis Whitley, C
1991	Ashley Sheppard, OLB
1992	Warren Forney, DT
1993	Ed Glenn, TE Stephon Wynn, TE
1994	Ed Glenn, TE
1995	Patrick Sapp, OLB
1996	Raymond White, MG
1997	Jason Gamble, C
1998	Jason Gamble, C
1999	Kyle Young, C
2000	Kyle Young, C Nick Eason, DT
2001	Chad Carson, LB Kyle Young, C
2002	Nick Eason, DT Jackie Robinson, WR
2003	Tony Elliott, WR J.J. Howard, DE
2004	Maurice Fountain, DE Steven Jackson, FB
2005	Chip Myrick, OG Anthony Waters, LB
2006	Chansi Stuckey, WR Anthony Waters, LB
2007	Tyler Grisham, WR Michael Hamlin, S Thomas Austin, OL Kavell Conner, LB
2008	Kavell Conner, LB Chad Diehl, FB Chad Diehl, FB
2009	Marcus Gilchrist, CB Chad Diehl, FB Coty Sensabaugh, CB
2010	Tajh Boyd, QB Spencer Shuey, LB
2011	Tyler Shatley, OG Spencer Shuey, LB
2012	Stephone Anthony, LB Sam Cooper, TE
2013	Ben Boulware, LB Charone Peake, WR
2014	Ben Boulware, LB Wayne Gallman, RB Jay Guillermo, C
2015	Dorian O'Daniel, LB Garrett Williams, TE Adam Choice, RB Clelin Ferrell, DE Luke Price, LB
2016	Garrett Williams, TE Gage Cervenka, OL Landon Holden, LB Amari Rodgers, WR James Skalski, LB
2017	Amari Rodgers, WR James Skalski, LB
2018	Amari Rodgers, WR James Skalski, LB
2019	Amari Rodgers, WR James Skalski, LB
2020	Amari Rodgers, WR James Skalski, LB



# RUNNING DOWN THE HILL

What has been described by television commentator Brent Musburger as “the most exciting 25 seconds in college football” from a color and pageantry standpoint actually started out as a matter-of-fact entrance, mainly because of necessity.

The first 20,000 seats in Memorial Stadium were built and ready for use before the 1942 season, less than a year after Pearl Harbor was bombed and the U.S. was drawn into World War II.

The shortest entry into Memorial Stadium was a short walk down Williamson Road from Fike Fieldhouse's dressing rooms to a gate at the top of the Hill, located behind the east endzone. There were no dressing facilities inside the west endzone...there was only a giant clock, where the hands turned, and a scoreboard that was operated by hand.

Players would dress in Fike Fieldhouse, walk down Williamson Road, enter at the gate underneath where the scoreboard now stands and jog down the Hill for their warmup exercises. There was little fanfare, no cannon shot fired, no Tiger Paw flag and no “Tiger Rag” played...just the team making its entrance and lining up to do the side-straddle hop. That is the way things went for the next 25 years.

In 1964 or 1965, Sam Jones (Clemson class of 1919) made a trip to California. He stopped at a spot in Death Valley, Calif. and picked up a white flint rock. He presented the rock to Head Coach Frank Howard as being from Death Valley, California to Death Valley, South Carolina.

The rock laid on Howard's office floor in Fike Fieldhouse for years. One day, he was cleaning up his office and told Gene Willimon (executive secretary of IPTAY) to “take this rock and throw it over the fence or out in the ditch...do something with it, but get it out of my office!”



Willimon did not think that was the way a rock should be treated. After all, it had been brought over 1,900 miles by a very sincere Tiger fan.

By the mid 1960s, Memorial Stadium was living up to its moniker (“Death Valley”) because of the number of Tiger wins that had been recorded there. Actually, the name was first used by Lonnie McMillan, head coach at Presbyterian during the 1940s.

McMillan and the other Blue Hose coaches before him opened each season by playing at Clemson. Seldom scoring (24 shutouts in 39 games) and with only three wins and four ties, his teams were getting “killed” by the Tigers regularly.

In 1948, McMillan made the remark to the press that he was taking his team to play Clemson in “Death Valley.” An occasional reference to Memorial Stadium by that name could be heard for the next four

years, but when Howard started calling it “Death Valley” in the 1950s, the name took off like wildfire. Clemson celebrated its 79th year in the “Valley” in 2020 with a 6-0 home record and its fourth straight undefeated home campaign.

But getting back to Howard's Rock.

It was mounted on a pedestal at the top of the Hill on the east side of the stadium. It was unveiled Sept. 24, 1966, when Clemson played Virginia. The Tigers trailed by 18 points with 17 minutes left and came back to win 40-35 on a 75-yard pass from Jimmy Addison to Jacky Jackson in the fourth quarter. That was quite a debut for Howard's Rock.

The team members started rubbing Howard's Rock prior to running down the Hill on Sept. 23, 1967, a day when Clemson defeated Wake Forest 23-6.

Prior to running down the Hill, Howard told his players, “If you're going to give

110 percent, you can rub that Rock. If you're not, keep your filthy hands off it!”

Howard told of the incident the following day on his television show, and the story became legend.

When Hootie Ingram succeeded Howard as head coach in 1970, he made the logical decision that the team would make its final entrance out of the new dressing room in the west endzone.

In all home games in 1970 and 1971 and the first four games of 1972 when the Tigers did not run down the Hill, their combined record was 6-9.

The seniors, led by Ben Anderson, decided to come down the Hill prior to the South Carolina game, the 1972 finale. The result, in a cold, freezing rain, was a 7-6 victory when Jimmy Williamson knocked down a two-point conversion attempt, which preserved the narrow win.

Clemson has made the entrance before every home game since 1942, except for the years mentioned and the first game of 1973 (415 times entering 2021).

After final warmups, the team gathers back in its dressing room under the west endzone stands for its final pregame instructions. Ten minutes prior to kickoff, the team boards three buses, rides around behind the north stands to the east endzone and disembarks to the top of the Hill behind Howard's Rock.

At the appointed time, the cannon booms, and led by a giant Tiger Paw flag carried by cheerleaders and Rally Cats, the band forms two lines for the team to run between and strikes up “Tiger Rag.” The frenzy starts in all sincerity and usually lasts three hours.

It is a tradition that has inspired Clemson players for many years. USA Today agrees, as it rated it the best entrance in the nation in 2017.

## YEAR-BY-YEAR ATTENDANCE

Year	Overall Games	Overall Attendance	Avg. Overall Attendance	Home Games	Home Attendance	Avg. Home Attendance	National Ranking
1960	10	247,780	24,778	5	141,080	28,286	---
1961	10	310,000	31,000	5	132,000	26,400	---
1962	10	291,640	29,164	5	158,000	31,600	---
1963	10	318,587	31,859	4	103,496	25,874	---
1964	10	260,725	26,073	4	112,000	28,000	---
1965	10	333,736	33,374	4	113,000	28,250	---
1966	10	355,286	35,529	4	146,237	36,559	---
1967	10	389,618	38,962	5	206,275	41,255	---
1968	10	386,432	38,643	4	147,434	36,859	---
1969	10	339,936	33,994	4	136,252	34,063	---
1970	11	367,347	33,395	6	205,376	34,229	---
1971	11	398,222	36,200	5	154,741	30,948	---
1972	11	398,732	36,248	5	192,456	38,491	---
1973	11	411,477	37,407	6	188,500	31,417	---
1974	11	440,384	40,034	6	251,424	41,904	---
1975	11	487,436	44,312	5	195,873	39,174	---
1976	11	459,845	41,804	5	221,486	44,297	---
1977	12	580,067	48,339	5	235,152	47,030	---
1978	12	599,793	49,983	6	321,763	53,627	---
1979	12	641,109	53,426	6	353,576	58,929	---
1980	11	567,436	51,586	6	369,770	61,628	---
1981	12	683,871	56,989	6	371,152	61,859	20
1982	11	592,902	53,900	6	380,679	63,446	18
1983	11	701,937	63,812	7	521,898	74,557	10
1984	11	750,847	68,259	6	467,670	77,945	8
1985	12	749,282	62,440	6	460,413	76,736	6
1986	12	765,771	63,814	5	393,500	78,700	6
1987	12	825,836	68,820	8	602,526	75,316	10
1988	12	758,727	63,227	6	490,502	81,750	5
1989	12	759,468	63,289	6	473,566	78,927	7
1990	12	717,293	59,774	6	475,174	79,196	7
1991	12	839,423	69,952	7	534,597	76,371	10
1992	11	805,150	73,195	6	460,732	76,789	7
1993	12	749,349	62,446	7	467,914	66,845	15
1994	11	698,782	63,526	6	422,633	70,439	14
1995	12	701,512	58,459	6	427,782	71,297	15
1996	12	690,889	57,574	6	403,393	67,232	18
1997	12	718,786	59,899	6	409,918	68,320	19
1998	11	687,782	62,526	7	478,192	68,313	20
1999	12	750,332	62,528	5	391,510	78,302	13
2000	12	832,469	69,373	7	548,647	78,378	15
2001	12	736,364	61,364	6	480,911	80,152	15
2002	13	842,318	64,794	7	542,675	77,525	17
2003	13	885,840	68,142	7	532,551	76,079	19
2004	11	769,814	69,983	6	472,939	78,823	17
2005	12	779,519	64,960	6	469,391	78,232	18
2006	13	898,975	69,152	7	570,542	81,506	14
2007	13	909,108	69,931	7	569,342	81,335	16
2008	13	896,367	68,951	7	554,145	79,164	18
2009	14	925,267	66,091	7	530,553	75,793	17
2010	13	872,001	67,077	7	542,280	77,469	18
2011	14	997,796	71,271	7	545,713	77,959	17
2012	13	899,651	69,204	7	569,988	81,427	15
2013	13	932,224	71,710	7	574,333	82,048	15
2014	13	907,657	69,820	7	572,262	81,752	15
2015	15	1,082,512	72,167	7	588,266	84,038	14
2016	15	1,058,626	70,575	7	566,787	80,970	14
2017	14	1,016,347	72,596	7	565,412	80,773	14
2018	15	1,077,480	71,832	7	562,799	80,400	14
2019	15	1,071,328	71,422	7	566,074	80,868	14
2020	12	142,936	11,911	6	112,367	18,728	7



# MEMORIAL STADIUM



Memorial Stadium has been held in high esteem for many years. Whether it be players from the 1940s and 1950s, opposing players from the 1970s and 1980s, professional stars in the 1990s or Tiger players from the 21st century, the ambiance of this special setting is what college football is all about.

The storied edifice added to its legend when the first meeting of father-and-son head coaches (Bowden Bowl I) took place before a record crowd of 86,092 fans in 1999. Clemson has finished in the top 20 in the country in average home attendance 40 straight seasons. In 2020, Clemson was seventh in the nation and first in the ACC in average home attendance.

The legend was further enhanced in 2020, when the Tigers registered a 6-0 home record for a fourth straight year to extend their home winning streak to a school-record 28 games. Since the advent of the College Football Playoff prior to the 2014 season, Clemson is 47-1 at home, the highest home winning percentage in the country.

Those impressive numbers were a few of many reasons Stadium Journey rated Clemson as having the No. 10 stadium experience in the country for all sports in 2017 and No. 1 for the sport of college football.

The facility's mystique is derived from its many traditions, which date to its opening in the 1942 season, the leg-

endary games and players and Clemson's corresponding rate of success. Entering 2021, the Tigers have totaled 322 wins in 79 years and have won nearly 76 percent of the contests (322-102-7). Visiting defending national champions are 0-3 all-time at Memorial Stadium as well.

The stadium has definitely been good to the Tigers, but it was constructed against the advice of one coach. Before Jess Neely left for Rice after the 1939 season, he gave Clemson a message.

## TOP MEMORIAL STADIUM CROWDS

Rk	Attendance	Date	Opponent	W-L	Score
1.	86,092	10-23-99	Florida State	L	14-17
2.	85,872	11-19-94	South Carolina	L	7-33
3.	85,573	11-7-15	Florida State	W	23-13
4.	85,187	11-18-00	South Carolina	W	16-14
5.	85,036	11-3-01	Florida State	L	27-41
6.	85,024	11-29-14	South Carolina	W	35-17
7.	84,892	10-3-15	Notre Dame	W	24-22
8.	84,869	10-20-01	North Carolina	L	3-38
9.	84,867	11-19-88	South Carolina	W	29-10
10.	84,576	9-17-88	Florida State	L	21-24

"Don't ever let them talk you into building a big stadium," he said. "Put about 10,000 seats behind the YMCA. That's all you'll ever need."

Instead of following Neely's advice, Clemson officials decided to build the new stadium in a valley on the western part of campus. The place took some clearing, as there were many trees, but luckily there were no hedges.

The crews went to work, clearing, cutting, pouring and forming. On Sept. 19, 1942, Memorial Stadium opened with Clemson defeating Presbyterian 32-13. Those 20,000 seats installed for the opener would soon grow.

When the original part of the stadium was built in the early 1940s, much of the work was done by scholarship athletes, including football players. The first staking out of the stadium was done by two members of the football team, A.N. Cameron and Hugh Webb. Webb returned to Clemson years later to be an architecture professor and Cameron became a civil engineer in Louisiana.

The construction of Memorial Stadium did not proceed without problems. One afternoon during the clearing of the land, a young player proudly announced that he was not allergic to poison oak. He then proceeded to attack the poison oak with a swing blade, throwing the plants to and fro. The next day, the boy was swollen twice his size and was hospitalized.





# MEMORIAL STADIUM

## HIGHEST HOME WIN % SINCE 2014

Rk	School	W-L	Win %
1.	Clemson	47-1	.979
2.	Alabama	45-2	.957
3.	Ohio State	42-3	.933
4.	Liberty	16-2	.889
5.	Memphis	41-6	.872

There are many other stories about the stadium, including one that Frank Howard put a chew of tobacco in each corner as the concrete was poured.

Howard said that the seeding of the grass caused a few problems.

"About 40 people and I laid sod on the field. After three weeks on July 15, we had only gotten about halfway through.

"I told them that it had taken us three weeks to get that far and I would give them three more weeks' pay for however long it took to finish. I also told them we would have 50 gallons of ice cream when we got through.

"After that, it took them three days to do the rest of the field. Then we sat down in the middle of the field and ate up that whole 50 gallons."

Howard said on the day of the first game in the stadium, "The gates were hung at 1 p.m. and we played at 2 p.m." But that would be all of the construction for awhile.

Then in 1958, 18,000 sideline seats were added, and in 1960, 5,658 west endzone seats were added in response to increasing attendance. With the large east endzone ("Green Grass" section), this expansion increased capacity to 53,000.

Later, upper decks were added to each side of the stadium as crowds



swelled, the first in 1978 and the second in 1983. It increased capacity to over 80,000, which makes it one of the largest on-campus stadiums in the country. In 2005, the WestZone was added, an area that contains locker rooms, offices, a student-athlete enrichment center and luxury club level that holds over 1,000 seats.

The effect that inflation has had can be dramatically seen in the differences in stadium construction. The original part of Memorial Stadium was built at a cost of only \$125,000, or \$6.25 per seat. Memorial Stadium's newest upper

deck was finished in 1983 at a cost of \$13.5 million, or \$866 per seat.

In October 2019, the Clemson University Board of Trustees approved stadium plans to improve campus connectivity, enhance fan experience and add new premium seating opportunities for future seasons.

The proposal included a new videoboard measuring approximately 126 feet wide by 57 feet tall (7,166 square feet), or nearly five times the current videoboard's surface area, as well as a new sound system and LED lighting at Memorial Stadium.

Through the years, Memorial Stadium has become known as "Death Valley" across the country. It was tagged by Presbyterian Head Coach Lonnie McMillan during the late 1940s. After bringing his teams to Clemson for many years and getting whipped, he said the place was like "Death Valley." A few years later, the name stuck.

In 1974, the playing surface was named Frank Howard Field for the legendary coach because of his long service and dedication to Clemson University.

Luckily, it wasn't built behind the YMCA.





IPTAY, founded in 1934, was one of the first scholarship fundraising organization in college athletics. Its roots trace back to Oct. 16, 1931 following a surprising 6-0 football loss against The Citadel.

After the game, Captains Frank Jervey and Pete Heffner along with Head Coach Jess Neely and Assistant Coach Joe Davis met in a car outside the stadium in Florence, S.C. to discuss various ways Clemson could establish its football program to a competitive status.

Shortly after the meeting, Dr. Rupert Fike offered his help after corresponding with Jervey. Neely believed he could run a successful football team if he was provided a \$10,000-a-year increase in scholarships.

Initially, Jervey called for members to pay \$30 a year, but Fike recommended a smaller amount of money, which he believed would lead to more members joining. Fike charged 100 people to step forward and pay \$10 a year, which is where the name IPTAY (I Pay Ten A Year) originated.

In 1934, the first year of IPTAY, over \$1,600 was raised. Some donors negotiated payments in the form of bartering

because of the Great Depression. Milk, sweet potatoes, turnip greens and other goods were accepted in an attempt to build a solid membership base.

However, the hard work of Fike and his colleagues began to pay off during the 1939 season, as the Tigers went to their first bowl game, the 1940 Cotton Bowl, where they beat Boston College 6-3 and finished in the top 25 of the AP poll. Coincidentally, IPTAY reached Neely's \$10,000 goal for the first time in 1939.

In more recent years, IPTAY's growth of support for Clemson student-athletes has continued to grow. In addition to athletic scholarships, IPTAY also provides funding for new and upgraded facilities, strength & conditioning, nutrition services, life skills and more. IPTAY

is also a strong supporter of Tiger Band through support of new uniforms and travel expenses.

IPTAY is considered by many to be the father of athletic fundraising. It was the first organization in the nation to build and fund an academic support facility built solely for educational support of student-athletes.

Vickery Hall opened in 1991 and established itself as a nationally-recognized program for student-athlete support. The program moved to the Nieri Family Student-Athlete Enrichment Center at the west endzone of Memorial Stadium in 2017.

The IPTAY Collegiate Club, started in 1997, continues to be the model student fundraising organization in the country. Additional IPTAY youth

programs include Tiger Cub Club and IPTAY CATS (Clemson Active Teen Support). The IPTAY representative program continues to be a leadership group that grows the IPTAY organization through its role as volunteer annual fundraisers.

IPTAY introduced the endowment of positions program under former Executive Director George Bennett. IPTAY implemented the program in 1994 during the 85th-birthday celebration for former Clemson Head Coach Frank Howard. The first endowment honored Howard, who coached the Tigers for 39 seasons and established much of Clemson football's storied traditions.

The Riggs giving level, established in 2015, is IPTAY's highest annual donation level. IPTAY, led by CEO Davis Babb, has expanded its organizational service to move toward a broader scope of full service. This includes capital gifts, improved marketing plans, estate planning and increasing our membership through our IPTAY representative program.

For more information on how to support IPTAY and Clemson University student-athletes, call the IPTAY office at 1-800-CLEMSON or log on to our website, [ClemsonTigers.com/IPTAY](http://ClemsonTigers.com/IPTAY).



# SIGNEES BY STATE

## 1970s

State	72	73	74	75	76	77	78	79	Tot
Alabama	1	1			1	2	1		6
Arizona							1		1
Arkansas					1				1
Connecticut					1				1
Florida	5	4		2	2		4	1	18
Georgia	1	2	3	7	2	1	6	7	29
Illinois					1				1
Maryland	1	2	1		1				5
Michigan				1					1
New Jersey	1	5	1		3	2	2	2	16
New Mexico							1		1
North Carolina	5	3	9	15	5	3	5	8	53
Ohio					2	1	2	1	6
Pennsylvania	2	9	2				2	3	18
South Carolina	15	9	5	6	3	8	14	7	67
Tennessee	3				2	5	2	12	17
Virginia					4	1	1	1	7
<b>Totals</b>	<b>34</b>	<b>35</b>	<b>21</b>	<b>31</b>	<b>27</b>	<b>24</b>	<b>41</b>	<b>30</b>	<b>243</b>
<b>States</b>	<b>9</b>	<b>8</b>	<b>6</b>	<b>5</b>	<b>12</b>	<b>9</b>	<b>12</b>	<b>8</b>	<b>17</b>

## 1980s

State	80	81	82	83	84	85	86	87	88	89	Tot
Alabama	2										2
Connecticut					1		1				2
Delaware	1										1
Florida	3	1	3	1	1	2	4	2	2	2	21
Georgia	8	5	6	5	2	11	6	6	3	3	55
Hawaii						1					1
Kentucky	1										1
Louisiana									1	2	3
Maryland	1	1						1			3
Massachusetts										1	1
Mississippi									1	1	3
New Jersey	1				1	1	1	3	1	2	9
New York							1				1
North Carolina	11	4	6	1	4	10	1	3	4	1	45
Ohio	2	2									5
Oklahoma											2
Pennsylvania	1			1	1	2		1	1	2	9
South Carolina	2	6	8	7	4	5	6	8	7	5	59
Tennessee	1								1	1	3
Texas											1
Virginia	2	1	1				1	1	1		7
<b>Totals</b>	<b>31</b>	<b>24</b>	<b>23</b>	<b>16</b>	<b>17</b>	<b>30</b>	<b>21</b>	<b>24</b>	<b>23</b>	<b>28</b>	<b>237</b>
<b>States</b>	<b>9</b>	<b>10</b>	<b>6</b>	<b>5</b>	<b>7</b>	<b>6</b>	<b>9</b>	<b>9</b>	<b>10</b>	<b>14</b>	<b>21</b>

## 1990s

State	90	91	92	93	94	95	96	97	98	99	Tot
Alabama	1										1
Arkansas									1		1
California	1										1
Connecticut							2				2
Delaware			1								1
Florida	2	4	4	3	6	3	4		4	30	4
Georgia	2	4	5	3	5	5	8	9	4	45	9
Kansas		1					1				2
Louisiana	1	1	1					2		1	6
Maryland	1	1									2
Massachusetts	1										1
Michigan				1							1

## CLEMSON RECRUITING RANKINGS

Year	ESPN	Rivals	Scout/247Sports
2003	N/A	67	43
2004	N/A	53	40
2005	N/A	17	21
2006	13	15	22
2007	18	16	23
2008	2	12	11
2009	19	*11	*8
2010	19	23	19
2011	8	8	11
2012	10	13	17
2013	13	14	12
2014	12	13	28
2015	9	4	15
2016	8	5	14
2017	10	22	26
2018	5	8	5
2019	10	9	10
2020	1	2	3
2021	4	7	5

\* - average star rating; Note: ESPN rankings not available prior to 2006

Mississippi		1	3	2	3					9	
New Hampshire					1					1	
New Jersey		2			2	2		1	2	9	
New York			1		1	1				3	
North Carolina	2	5	5		3	1	1		4	22	
Ohio			1	1						2	
Pennsylvania		2			1	1				4	
South Carolina	8	7	6	5	7	7	8	11	9	78	
Tennessee		1			1	1	1	1		6	
Texas		2	1							3	
Virginia		1	1	1				1	1	5	
Washington, D.C.									1	1	
Totals	18	23	25	22	24	27	21	28	27	21	236
States	7	11	10	9	10	9	7	7	7	6	24

## 2000s

State	00	01	02	03	04	05	06	07	08	09	Tot
Alabama					4	2	1	4	1	1	13
Florida	3	6	4	1	6	4	5	1	9	1	40
Georgia	3	4	7	5	2	4	2	1	3	1	32
Illinois											1
Kentucky			1								1
Louisiana	1			1							2
Minnesota										1	1
New Jersey			1								1
New Mexico								1			1
New York				1							1
North Carolina	2		2		1	2	4	2	2	15	2
Ohio			1	1							2
South Carolina	6	11	9	5	7	8	6	10	10	6	78
Tennessee	1					1	1	1			4
Texas	1			1							2
Virginia	1		1	1	1			1			6
<b>Totals</b>	<b>15</b>	<b>24</b>	<b>22</b>	<b>17</b>	<b>22</b>	<b>21</b>	<b>18</b>	<b>23</b>	<b>25</b>	<b>13</b>	<b>200</b>
<b>States</b>	<b>6</b>	<b>5</b>	<b>5</b>	<b>8</b>	<b>7</b>	<b>7</b>	<b>7</b>	<b>8</b>	<b>5</b>	<b>7</b>	<b>16</b>

## 2010s

State	10	11	12	13	14	15	16	17	18	19	Tot
Alabama	3	1		1			1		2	1	9
Arkansas			1								1
California										1	1
Colorado							1				1
Connecticut											1
Delaware	2										2
Florida	4	1	4	2	5	2	1		7	26	7
Georgia	7	3	4	6	4	5	4	5	8	46	4
Hawaii			1								1
Indiana								1			1
Kansas						2					2
Louisiana								1	1		2
Maryland			1	1		1			1	3	3
Massachusetts						1					1
Michigan									1	1	1
Missouri									1	1	2
New York			2	1				1			4
North Carolina	1	5	4	2	4	4	4	1	1	1	27
Ohio		1						1	1		3
Pennsylvania										1	1
South Carolina	6	13	11	9	9	11	5	2	8	3	77
Tennessee	1	1						2	1	1	6
Texas							1				1
Virginia						2	1	1			5
<b>Totals</b>	<b>20</b>	<b>27</b>	<b>20</b>	<b>23</b>	<b>22</b>	<b>27</b>	<b>23</b>	<b>15</b>	<b>19</b>	<b>29</b>	<b>225</b>
<b>States</b>	<b>6</b>	<b>6</b>	<b>6</b>	<b>8</b>	<b>5</b>	<b>6</b>	<b>10</b>	<b>10</b>	<b>7</b>	<b>14</b>	<b>24</b>

## 2020s

State	20	21	22	23	24	25	26	27	28	29	Tot
Alabama	2										2
California	1	1									2
Connecticut	1										1
Florida	3	3									6
Georgia	6	5									11
Kentucky	1										1
Maryland	1	1									2
North Carolina	2	3									5
Pennsylvania	1										1
South Carolina	2	1									3
Tennessee	1	2									3
Texas	1	1									2
Virginia	1	1									2
<b>Totals</b>	<b>*23</b>	<b>19</b>									<b>42</b>
<b>States</b>	<b>12</b>	<b>10</b>									<b>13</b>

\* - includes one player from Alberta; Note: **Bold** denotes most from a state in that season; since 1972 (when freshman eligibility began).

## CLEMSON DEVELOPMENT

Each year, The Athletic re-ranks recruiting classes using the following grade scale.

5 points: All-American, award winner, top-50 NFL Draft pick; 4: Multiyear starter, all-conference honors; 3: One-year starter or key reserve; 2: Career backup; 0: Minor or no contribution, left the program. The outlet also adds a bonus to each program's class average, derived from its total number of wins from 2017 through 2020 (e.g.: For re-ranking the Class of 2017, Clemson won 51 games, so its class averages received a bonus of 0.51).

Head Coach Dabo Swinney has pointed out that Clemson often drops in rankings for signing smaller recruiting classes as a function of lower attrition than other programs, as well as noting that much of the Tigers' on-field success is a function of the program's development. The re-rankings illustrate Clemson's pristine recent track record of talent identification, culture fit, resource allocation and player development.

### TIGER RECRUITING RANKINGS & RE-RANKINGS (VIA THE ATHLETIC)

Class	Rank	Re-Rank	Diff.	Record
2014	16	6	+10	50-7
2015	9	2	+7	55-4
2016	11	1	+10	55-4
2017	16	5	+11	51-5
<b>Average</b>	<b>13.0</b>	<b>3.5</b>	<b>+9.5</b>	

Note: Initial rank according to 247 Composite

Clemson's recruiting classes have finished in the top 15 of at least one of three primary recruiting services (ESPN, Rivals, 247 Sports) every year since 2011. Clemson is one of only seven schools in the country to produce a top-15 class in each of the last 11 recruiting cycles, a group that also includes Alabama, Auburn, Georgia, LSU, Notre Dame and Ohio State.

## MOST RECENT SIGNEES BY STATE

State	Most Recent Signee(s)	Year
Alabama	Trent Howard, E.J. Williams	2020
Arizona	Dustin Rash	1991
Arkansas	Zac Brooks	2012
California	Beaux Collins	2021
Colorado	Brian Dawkins Jr.	2016
Connecticut	Tré Williams	2020
Delaware	Gifford Timothy, Josh Watson	2010
Florida	3 players	2021
Georgia	5 players	2021
Hawaii	Scott Pagano	2013
Illinois	Jamie Cumbie	2006
Indiana	Hunter Johnson	2017
Kansas	Xavier Kelly, Isaiah Simmons	2016
Kentucky	Walker Parks	2020
Louisiana	Bryton Constantin	2019
Maryland	Ryan Linthicum	2021
Massachusetts	Christian Wilkins	2015
Michigan	Ruke Orhorhoro	2019
Minnesota	Bryce McNeal	2009
Mississippi	3 players	1995
Missouri	Etinosa Reuben	2019
New Hampshire	Mark Landry	1994
New Jersey	Brandon Nolen	2003
New Mexico	Brian Linthicum	2007
New York	Noah DeHond	2017
North Carolina	3 players	2021
Ohio	Jackson Carman	2018
Oklahoma	Greg Burk, James Trapp	1989
Pennsylvania	Jeremiah Trotter Jr.	2021
South Carolina	Will Taylor	2021
Tennessee	Jake Briningstool, Dietrick Pennington	2021
Texas	Andrew Mukuba	2021
Virginia	Tristan Leigh	2021
Washington, D.C.	Robert Jackson	1991
West Virginia	Don Wiggins	1967



# NUMERICAL ROSTER

#	Player	Pos.	Hgt.	Wgt.	Cl.	Exp.	Hometown	High School or Junior College	Pronunciation
0	Barrett Carter	LB	6-1	220	Fr.	HS	Suwanee, Ga.	North Gwinnett HS	
1	Andrew Mukuba	S	6-0	185	Fr.	HS	Austin, Texas	LBJ Early College HS	Mukuba (moo-KOO-buh)
1	Will Shipley	RB	5-11	200	Fr.	HS	Weddington, N.C.	Weddington HS	
2	Fred Davis II	CB	6-0	185	So.	1VL	Jacksonville, Fla.	Trinity Christian Academy	
2	Frank Ladson Jr.	WR	6-3	205	Jr.	2VL	Miami, Fla.	South Dade Senior HS	
3	Dacari Collins	WR	6-5	200	Fr.	HS	Atlanta, Ga.	Westlake HS	Dacari (duh-CAR-ee)
3	Xavier Thomas	DE	6-2	270	^Sr.	3VL	Florence, S.C.	IMG (Fla.) Academy	Xavier (ehx-ZAYV-yuhr)
5	K.J. Henry	DE	6-4	255	^*Jr.	3VL	Winston-Salem, N.C.	West Forsyth HS	
5	D.J. Uiagalelei	QB	6-4	250	So.	1VL	Inland Empire, Calif.	St. John Bosco HS	Uiagalelei (oo-ee-ahn-gah-leh-LAY)
6	Sheridan Jones	CB	6-0	185	Jr.	2VL	Norfolk, Va.	Maury HS	
6	E.J. Williams	WR	6-3	190	So.	1VL	Phenix City, Ala.	Central HS	
7	Justin Mascoll	DE	6-3	255	*Jr.	2VL	Snellville, Ga.	South Gwinnett HS	Mascoll (MA-skohl)
7	Taisun Phommachanh	QB	6-3	220	*So.	SQ	Bridgeport, Conn.	Avon Old Farms School	Taisun Phommachanh (TY-suhn P00-muh-chahn)
8	Justyn Ross	WR	6-4	205	*Jr.	2VL	Phenix City, Ala.	Central HS	
8	Tré Williams	DT	6-2	300	*Fr.	RS	Windsor, Conn.	St. John's College (D.C.) HS	
9	Jake Briningstool	TE	6-6	215	Fr.	HS	Brentwood, Tenn.	Ravenwood HS	Briningstool (BREN-ing-stool)
9	R.J. Mickens	S	6-0	200	So.	1VL	Southlake, Texas	Carroll HS	
10	Joseph Ngata	WR	6-3	220	Jr.	2VL	Folsom, Calif.	Folsom HS	Ngata (ehn-GAHT-uh)
10	Baylon Spector	LB	6-2	230	^*Sr.	3VL	Calhoun, Ga.	Calhoun HS	Baylon (BAY-lehn)
11	Ajou Ajou	WR	6-3	215	So.	1VL	Brooks, Alberta	Clearwater (Fla.) Academy	Ajou (uh-JOH)
11	Bryan Bresee	DL	6-5	300	So.	1VL	Damascus, Md.	Damascus HS	Bresee (bruH-ZEE)
12	Bubba Chandler	QB	6-3	190	Fr.	HS	Bogart, Ga.	North Oconee HS	
12	Tyler Venables	S	5-10	200	So.	1VL	Clemson, S.C.	D.W. Daniel HS	
13	Tyler Davis	DT	6-2	300	Jr.	2VL	Apopka, Fla.	Wekiva HS	
13	Brannon Spector	WR	6-1	195	*So.	1VL	Calhoun, Ga.	Calhoun HS	
14	Kevin Swint	DE	6-3	230	So.	1VL	Carrollton, Ga.	Carrollton HS	
15	Troy Stellato	WR	6-1	175	Fr.	HS	Fort Lauderdale, Fla.	Cardinal Gibbons HS	Stellato (steh-LAUGHT-oh)
15	Jake Venables	LB	6-2	235	*Jr.	2VL	Clemson, S.C.	D.W. Daniel HS	
16	Will Taylor	QB/WR	5-10	175	Fr.	HS	Irmo, S.C.	Ben Lippen School	
16	Ray Thornton III	S	6-1	205	*So.	1VL	Columbus, Ga.	Central (Ala.) HS	
17	Kane Patterson	LB	6-1	225	Jr.	2VL	Brentwood, Tenn.	Christ Presbyterian Academy	
17	Billy Wiles	QB	6-3	215	Fr.	HS	Ashburn, Va.	Stone Bridge HS	
18	Joseph Charleston	S	6-0	190	Jr.	2VL	Milton, Ga.	Milton HS	
18	Hunter Helms	QB	6-2	210	*Fr.	RS	West Columbia, S.C.	Gray Collegiate Academy	
19	DeMonte Capehart	DL	6-5	305	*Fr.	RS	Hartsville, S.C.	Hartsville HS	DeMonte (deh-MAHN-tay)
19	Michel Dukes	RB	5-10	205	Jr.	2VL	Charleston, S.C.	First Baptist School	Michel (pronounced like "Michael")
20	Kobe Pace	RB	5-10	215	So.	1VL	Cedartown, Ga.	Cedartown HS	
20	Nate Wiggins	CB	6-2	175	Fr.	HS	Atlanta, Ga.	Westlake HS	
21	Malcolm Greene	CB	5-11	190	So.	1VL	Richmond, Va.	Highland Springs HS	
21	Darien Rencher	RB	5-8	195	^+*Sr.	3VL	Anderson, S.C.	T.L. Hanna HS	
22	Trenton Simpson	LB	6-3	225	So.	1VL	Charlotte, N.C.	Mallard Creek HS	
22	Will Swinney	WR	5-9	185	+Sr.	4VL	Clemson, S.C.	D.W. Daniel HS	
23	Andrew Booth Jr.	CB	6-0	195	Jr.	2VL	Dacula, Ga.	Archer HS	Dacula (duh-COO-luh)
23	Lyn-J Dixon	RB	5-10	195	Sr.	3VL	Butler, Ga.	Taylor County HS	
24	Hamp Greene	WR	5-9	175	*So.	SQ	Birmingham, Ala.	Mountain Brook HS	
24	Nolan Turner	S	6-1	205	^+*Sr.	4VL	Vestavia Hills, Ala.	Vestavia Hills HS	
25	Jalyn Phillips	S	6-1	210	Jr.	2VL	Lawrenceville, Ga.	Archer HS	
26	Phil Mafah	RB	6-1	215	Fr.	HS	Loganville, Ga.	Grayson HS	Mafah (MAH-fuh)
26	Jack McCall	CB	5-11	200	*Sr.	SQ	Mount Pleasant, S.C.	Wando HS	
27	Carson Donnelly	S	5-10	195	*Jr.	2VL	Birmingham, Ala.	Briarwood Christian School	
29	Michael Becker	S	6-0	205	*Jr.	SQ	Clemson, S.C.	D.W. Daniel HS	
29	B.T. Potter	PK	5-10	180	Sr.	3VL	Rock Hill, S.C.	South Pointe HS	
30	Keith Maguire	LB	6-2	230	*So.	1VL	Media, Pa.	Malvern Preparatory School	
31	Mario Goodrich	CB	6-0	190	Sr.	3VL	Kansas City, Mo.	Lee's Summit West HS	
32	Etinosa Reuben	DT	6-3	280	*So.	1VL	Kansas City, Mo.	Park Hill South HS	Etinosa (eh-tee-OH-sah)
32	Wise Segars Jr.	WR	6-2	195	Fr.	HS	Sumter, S.C.	D.W. Daniel HS	
33	Ty Lucas	LS	5-7	220	*Jr.	1VL	Columbus, Ga.	Chattahoochee County HS	
33	Ruke Orhorhoro	DT	6-4	295	*So.	1VL	Lagos, Nigeria	River Rouge (Mich.) HS	Orhorhoro (oh-ROH-roh-roh)
34	Armon Mason	DE	6-2	210	Fr.	HS	Richmond Hill, Ga.	Richmond Hill HS	
34	Kevin McNeal	RB	5-9	195	Fr.	HS	Tuscaloosa, Ala.	Tuscaloosa Academy	
35	Justin Foster	DE	6-2	275	^*Sr.	3VL	Shelby, N.C.	Crest HS	
36	Quinn Castner	PK	5-5	140	*Fr.	RS	Fort Mill, S.C.	Nation Ford HS	
36	Landen Zanders	S	6-1	200	Jr.	2VL	Shelby, N.C.	Crest HS	
38	Peter Nearn	S	6-2	190	Fr.	HS	Memphis, Tenn.	Evangelical Christian School	
39	Bubba McAtee	S	6-2	190	*Fr.	RS	Central, S.C.	D.W. Daniel HS	McAtee (MACK-uh-tee)
39	Aidan Swanson	P/PK	6-3	180	*So.	SQ	Tampa, Fla.	IMG Academy	
40	Luke Price	TE	6-2	235	^*Sr.	1VL	Dillon, S.C.	Dillon Christian School	
40	Tristen Rigby	LB	5-11	205	Fr.	HS	St. Gabriel, La.	Episcopal School of Baton Rouge	
41	Andrew Roberts	DE	6-4	225	*Jr.	SQ	Conway, S.C.	Aynor HS	
41	Jonathan Weitz	PK	5-11	190	*So.	SQ	Charleston, S.C.	Porter-Gaud School	Weitz (pronounced like "whites")
42	LaVonta Bentley	LB	6-0	235	*So.	1VL	Birmingham, Ala.	P.D. Jackson-Olin HS	LaVonta (luh-VAHN-tay)
43	Will Blackston	TE	6-1	250	*Fr.	RS	Honea Path, S.C.	Belton-Honea Path HS	Honea (HUH-nee-uh)
43	Riggs Faulkenberry	LB	6-2	210	Fr.	HS	Greenville, S.C.	Greenville Senior HS	
44	Cade Denhoff	DE	6-5	225	Fr.	HS	Plant City, Fla.	Lakeland Christian School	Denhoff (DEN-hoff)
44	Banks Pope	TE	6-4	250	Fr.	HS	Columbia, S.C.	A.C. Flora HS	
45	Sergio Allen	LB	6-1	225	So.	SQ	Fort Valley, Ga.	Peach County HS	

# NUMERICAL ROSTER

#	Player	Pos.	Hgt.	Wgt.	Cl.	Exp.	Hometown	High School or Junior College	Pronunciation
46	Jack Maddox	LS	6-3	235	*Sr.	2VL	Acton, Mass.	Acton-Boxborough Regional HS	
46	Matt McMahan	LB	6-0	220	*So.	SQ	Denver, N.C.	North Lincoln HS	McMahan (MAK-muh-han)
47	Hogan Morton	PK	5-9	160	Fr.	HS	Birmingham, Ala.	Oak Mountain HS	
47	James Skalski	LB	6-0	240	^+*Sr.	5VL	Sharpsburg, Ga.	Northgate HS	Skalski (SKAL-skee)
48	David Cote	LB	5-11	215	*So.	SQ	Six Mile, S.C.	D.W. Daniel HS	Cote (COHT-ee)
48	Will Spiers	P	6-5	225	^+*Sr.	4VL	Cameron, S.C.	Calhoun Academy	
49	Matthew Maloney	LB	6-0	200	*So.	SQ	Clemson, S.C.	D.W. Daniel HS	
51	Colby Doolittle	LB	6-2	225	Fr.	HS	Newberry, S.C.	Mid-Carolina HS	
52	Joey Eddis	LB	6-0	200	*Fr.	HS	Lawrence, Kan.	Lawrence Free State HS	
52	Tayquon Johnson	OG	6-2	340	*So.	1VL	Williamsport, Md.	Williamsport HS	
53	Ryan Linthicum	OL	6-4	280	Fr.	HS	Damascus, Md.	Damascus HS	
53	Regan Upshaw	DE	5-11	240	^+*Sr.	4VL	Bradenton, Fla.	Alonso HS	
54	Jeremiah Trotter Jr.	LB	6-1	210	Fr.	HS	Hainesport, N.J.	St. Joseph's (Pa.) Preparatory School	
54	Mason Trotter	OL	6-2	280	*So.	1VL	Roebuck, S.C.	Dorman HS	
55	Payton Page	DT	6-4	315	Fr.	HS	Greensboro, N.C.	Dudley HS	
55	Hunter Rayburn	OL	6-4	320	*So.	1VL	Pensacola, Fla.	Pensacola HS	
56	Reed Morrissey	LB	6-0	200	Fr.	HS	Greenville, S.C.	Wren HS	
56	Will Putnam	OL	6-4	300	Jr.	2VL	Tampa, Fla.	Plant HS	
57	Jacob Hendricks	LB	5-8	185	Fr.	HS	Six Mile, S.C.	D.W. Daniel HS	
57	Paul Tchio	OL	6-5	300	So.	1VL	Milton, Ga.	Milton HS	Tchio (TEE-oh)
58	Holden Caspersen	LS	6-0	210	Fr.	HS	Roswell, Ga.	Roswell HS	
58	Evan McCutchen	DE	6-2	240	*Fr.	HS	Hampton, S.C.	Wade Hampton HS	
59	Dietrick Pennington	OL	6-5	310	Fr.	HS	Memphis, Tenn.	Evangelical Christian School	Dietrick (DEE-trick)
60	Mac Cranford	OL	6-0	290	*So.	SQ	Hartsville, S.C.	Hartsville HS	
62	Connor Graham	OL	6-1	285	*Fr.	HS	Powdersville, S.C.	Powdersville HS	
63	Zac McIntosh	OL	5-11	285	*Sr.	SQ	Belton, S.C.	D.W. Daniel HS	
64	Walker Parks	OL	6-5	295	So.	1VL	Lexington, Ky.	Frederick Douglass HS	
65	Matt Bockhorst	OG	6-4	315	^*Sr.	3VL	Cincinnati, Ohio	St. Xavier HS	
68	Will Boggs	OL	6-3	290	*Fr.	RS	York, S.C.	York Comprehensive HS	
69	Jacob Edwards	OL	6-2	300	*Sr.	1VL	Vestavia Hills, Ala.	Vestavia Hills HS	
70	Tristan Leigh	OL	6-6	290	Fr.	HS	Fairfax, Va.	James W. Robinson Secondary School	
71	Jordan McFadden	OT	6-2	300	*Jr.	2VL	Spartanburg, S.C.	Dorman HS	
73	Bryn Tucker	OL	6-3	315	*Fr.	RS	Knoxville, Tenn.	Knoxville Catholic HS	Bryn (pronounced like "brine")
74	Marcus Tate	OL	6-5	290	Fr.	HS	Sunrise, Fla.	NSU University School	
75	Trent Howard	OL	6-3	275	*Fr.	RS	Birmingham, Ala.	Briarwood Christian School	
76	John Williams	OL	6-4	300	*Fr.	RS	Canton, Ga.	Creekview HS	
77	Mitchell Mayes	OL	6-3	300	So.	1VL	Raleigh, N.C.	Leesville Road HS	
80	Beaux Collins	WR	6-3	195	Fr.	HS	Los Angeles, Calif.	St. John Bosco HS	Beaux (pronounced like "Bo")
81	Drew Swinney	WR	5-8	185	*Jr.	2VL	Clemson, S.C.	D.W. Daniel HS	
82	Will Brown	WR	5-8	190	*Sr.	2VL	Boiling Springs, S.C.	Boiling Springs HS	
82	Jackson Crosby	WR	5-11	180	Fr.	HS	Six Mile, S.C.	D.W. Daniel HS	
83	Hampton Earle	WR	5-10	185	*So.	SQ	Clemson, S.C.	D.W. Daniel HS	
84	Davis Allen	TE	6-6	250	Jr.	2VL	Calhoun, Ga.	Calhoun HS	
85	Jaelyn Lay	TE	6-6	270	*So.	1VL	Atlanta, Ga.	Riverdale HS	
86	Tye Herbstreit	WR	5-11	170	*So.	SQ	Nashville, Tenn.	Montgomery Bell Academy	
87	Sage Ennis	TE	6-4	235	*Fr.	RS	Graceville, Fla.	Lincoln HS	
88	Braden Galloway	TE	6-4	240	Sr.	3VL	Anderson, S.C.	Seneca HS	
89	Zach Jackson	WR	6-3	200	Fr.	HS	Acworth, Ga.	Allatoona HS	
89	Max May	WR	6-1	190	*Jr.	2VL	Clemson, S.C.	D.W. Daniel HS	
90	Darnell Jefferies	DT	6-2	290	*Jr.	2VL	Covington, Ga.	Newton HS	
91	Nick Eddis	DT	5-11	270	*Sr.	SQ	Lawrence, Kan.	Lawrence Free State HS	
91	Zaire Patterson	DE	6-6	225	Fr.	HS	Winston-Salem, N.C.	Winston-Salem Preparatory Academy	
92	Klayton Randolph	DE	6-2	250	*Jr.	SQ	Gaffney, S.C.	Gaffney HS	
95	James Edwards	DT	6-2	300	*Sr.	1VL	Vestavia Hills, Ala.	Vestavia Hills HS	
98	Myles Murphy	DE	6-5	275	So.	1VL	Marietta, Ga.	Hillgrove HS	
99	Greg Williams	DE	6-4	260	*So.	1VL	Swansea, S.C.	Swansea HS	Swansea (SWAHN-see)

\* - one redshirt; ^ - graduate; + - utilizing NCAA blanket waiver from 2020 season for an extra year of eligibility; Note: Classes were advanced for 2020 season players who played five or more games in the 2020 season or had previously redshirted.

# COACHES

Coach	Title(s)	Position(s)	CU Years	Alma Mater	Pronunciation
Dabo Swinney	Head Coach		*19th	Alabama '93	Dabo Swinney (DA-boh SWEE-nee)
Brent Venables	Associate Head Coach, Defensive Coordinator	Linebackers	10th	Kansas State '92	
Tony Elliott	Assistant Head Coach, Offensive Coordinator	Tight Ends	11th	Clemson '02	
Mickey Conn	Assistant Coach, Special Teams Coordinator	Safeties	5th	Alabama '93	
Brandon Streeter	Assistant Coach, Passing Game Coordinator	Quarterbacks	8th	Clemson '99	
Todd Bates	Assistant Coach, Recruiting Coordinator	Defensive Tackles	5th	Alabama '05	
Robbie Caldwell	Assistant Coach	Offensive Linemen	11th	Furman '77	
Tyler Grisham	Assistant Coach	Wide Receivers	2nd	Clemson '09	
Lemanski Hall	Assistant Coach	Defensive Ends	4th	Alabama '08	
Mike Reed	Assistant Coach	Cornerbacks	9th	Boston College '94	
C.J. Spiller	Assistant Coach	Running Backs	1st	Clemson '09	

\* - includes over five seasons (2003-08) as an assistant coach and over 12 seasons as a head coach (2008-21)



# ALPHABETICAL ROSTER

#	Player	Pos.	Hgt.	Wgt.	Cl.	Exp.	Hometown	High School or Junior College	Pronunciation
11	Ajou Ajou	WR	6-3	215	So.	1VL	Brooks, Alberta	Clearwater (Fla.) Academy	Ajou (uh-JOH)
84	Davis Allen	TE	6-6	250	Jr.	2VL	Calhoun, Ga.	Calhoun HS	
45	Sergio Allen	LB	6-1	225	So.	SQ	Fort Valley, Ga.	Peach County HS	
29	Michael Becker	S	6-0	205	*Jr.	SQ	Clemson, S.C.	D.W. Daniel HS	
42	LaVonta Bentley	LB	6-0	235	*So.	1VL	Birmingham, Ala.	P.D. Jackson-Olin HS	LaVonta (luh-VAHN-tay)
43	Will Blackston	TE	6-1	250	*Fr.	RS	Honea Path, S.C.	Belton-Honea Path HS	Honea (HUH-nee-uh)
65	Matt Bockhorst	OG	6-4	315	^*Sr.	3VL	Cincinnati, Ohio	St. Xavier HS	
68	Will Boggs	OL	6-3	290	*Fr.	RS	York, S.C.	York Comprehensive HS	
23	Andrew Booth Jr.	CB	6-0	195	Jr.	2VL	Dacula, Ga.	Archer HS	Dacula (duh-COO-luh)
11	Bryan Bresee	DL	6-5	300	So.	1VL	Damascus, Md.	Damascus HS	Bresee (bruH-ZEE)
9	Jake Briningstool	TE	6-6	215	Fr.	HS	Brentwood, Tenn.	Ravenwood HS	Briningstool (BREN-ing-stool)
82	Will Brown	WR	5-8	190	*Sr.	2VL	Boiling Springs, S.C.	Boiling Springs HS	
19	DeMonte Capehart	DL	6-5	305	*Fr.	RS	Hartsville, S.C.	Hartsville HS	DeMonte (deh-MAHN-tay)
0	Barrett Carter	LB	6-1	220	Fr.	HS	Suwanee, Ga.	North Gwinnett HS	
58	Holden Caspersen	LS	6-0	210	Fr.	HS	Roswell, Ga.	Roswell HS	
36	Quinn Castner	PK	5-5	140	*Fr.	RS	Fort Mill, S.C.	Nation Ford HS	
12	Bubba Chandler	QB	6-3	190	Fr.	HS	Bogart, Ga.	North Oconee HS	
18	Joseph Charleston	S	6-0	190	Jr.	2VL	Milton, Ga.	Milton HS	
80	Beaux Collins	WR	6-3	195	Fr.	HS	Los Angeles, Calif.	St. John Bosco HS	Beaux (pronounced like "Bo")
3	Dacari Collins	WR	6-5	200	Fr.	HS	Atlanta, Ga.	Westlake HS	Dacari (duh-CAR-ee)
48	David Cote	LB	5-11	215	*So.	SQ	Six Mile, S.C.	D.W. Daniel HS	Cote (COHT-ee)
60	Mac Cranford	OL	6-0	290	*So.	SQ	Hartsville, S.C.	Hartsville HS	
82	Jackson Crosby	WR	5-11	180	Fr.	HS	Six Mile, S.C.	D.W. Daniel HS	
2	Fred Davis II	CB	6-0	185	So.	1VL	Jacksonville, Fla.	Trinity Christian Academy	
13	Tyler Davis	DT	6-2	300	Jr.	2VL	Apopka, Fla.	Wekiva HS	
44	Cade Denhoff	DE	6-5	225	Fr.	HS	Plant City, Fla.	Lakeland Christian School	Denhoff (DEN-hoff)
23	Lyn-J Dixon	RB	5-10	195	Sr.	3VL	Butler, Ga.	Taylor County HS	
27	Carson Donnelly	S	5-10	195	*Jr.	2VL	Birmingham, Ala.	Briarwood Christian School	
51	Colby Doolittle	LB	6-2	225	Fr.	HS	Newberry, S.C.	Mid-Carolina HS	
19	Michel Dukes	RB	5-10	205	Jr.	2VL	Charleston, S.C.	First Baptist School	Michel (pronounced like "Michael")
83	Hampton Earle	WR	5-10	185	*So.	SQ	Clemson, S.C.	D.W. Daniel HS	
52	Joey Eddis	LB	6-0	200	*Fr.	HS	Lawrence, Kan.	Lawrence Free State HS	
91	Nick Eddis	DT	5-11	270	*Sr.	SQ	Lawrence, Kan.	Lawrence Free State HS	
69	Jacob Edwards	OL	6-2	300	*Sr.	1VL	Vestavia Hills, Ala.	Vestavia Hills HS	
95	James Edwards	DT	6-2	300	*Sr.	1VL	Vestavia Hills, Ala.	Vestavia Hills HS	
87	Sage Ennis	TE	6-4	235	*Fr.	RS	Graceville, Fla.	Lincoln HS	
43	Riggs Faulkenberry	LB	6-2	210	Fr.	HS	Greenville, S.C.	Greenville Senior HS	
35	Justin Foster	DE	6-2	275	^*Sr.	3VL	Shelby, N.C.	Crest HS	
88	Braden Galloway	TE	6-4	240	Sr.	3VL	Anderson, S.C.	Seneca HS	
31	Mario Goodrich	CB	6-0	190	Sr.	3VL	Kansas City, Mo.	Lee's Summit West HS	
62	Connor Graham	OL	6-1	285	*Fr.	HS	Powdersville, S.C.	Powdersville HS	
24	Hamp Greene	WR	5-9	175	*So.	SQ	Birmingham, Ala.	Mountain Brook HS	
21	Malcolm Greene	CB	5-11	190	So.	1VL	Richmond, Va.	Highland Springs HS	
18	Hunter Helms	QB	6-2	210	*Fr.	RS	West Columbia, S.C.	Gray Collegiate Academy	
57	Jacob Hendricks	LB	5-8	185	Fr.	HS	Six Mile, S.C.	D.W. Daniel HS	
5	K.J. Henry	DE	6-4	255	^*Jr.	3VL	Winston-Salem, N.C.	West Forsyth HS	
86	Tye Herbstreit	WR	5-11	170	*So.	SQ	Nashville, Tenn.	Montgomery Bell Academy	
75	Trent Howard	OL	6-3	275	*Fr.	RS	Birmingham, Ala.	Briarwood Christian School	
89	Zach Jackson	WR	6-3	200	Fr.	HS	Acworth, Ga.	Allatoona HS	
90	Darnell Jefferies	DT	6-2	290	*Jr.	2VL	Covington, Ga.	Newton HS	
52	Tayquon Johnson	OG	6-2	340	*So.	1VL	Williamsport, Md.	Williamsport HS	
6	Sheridan Jones	CB	6-0	185	Jr.	2VL	Norfolk, Va.	Maury HS	
2	Frank Ladson Jr.	WR	6-3	205	Jr.	2VL	Miami, Fla.	South Dade Senior HS	
85	Jaelyn Lay	TE	6-6	270	*So.	1VL	Atlanta, Ga.	Riverdale HS	
70	Tristan Leigh	OL	6-6	290	Fr.	HS	Fairfax, Va.	James W. Robinson Secondary School	
53	Ryan Linthicum	OL	6-4	280	Fr.	HS	Damascus, Md.	Damascus HS	
33	Ty Lucas	LS	5-7	220	*Jr.	1VL	Columbus, Ga.	Chattahoochee County HS	
46	Jack Maddox	LS	6-3	235	*Sr.	2VL	Acton, Mass.	Acton-Boxborough Regional HS	
26	Phil Mafah	RB	6-1	215	Fr.	HS	Loganville, Ga.	Grayson HS	Mafah (MAH-fuh)
30	Keith Maguire	LB	6-2	230	*So.	1VL	Media, Pa.	Malvern Preparatory School	
49	Matthew Maloney	LB	6-0	200	*So.	SQ	Clemson, S.C.	D.W. Daniel HS	
7	Justin Mascoll	DE	6-3	255	*Jr.	2VL	Snellville, Ga.	South Gwinnett HS	Mascoll (MA-skohl)
34	Armon Mason	DE	6-2	210	Fr.	HS	Richmond Hill, Ga.	Richmond Hill HS	
89	Max May	WR	6-1	190	*Jr.	2VL	Clemson, S.C.	D.W. Daniel HS	
77	Mitchell Mayes	OL	6-3	300	So.	1VL	Raleigh, N.C.	Leesville Road HS	
39	Bubba McAtee	S	6-2	190	*Fr.	RS	Central, S.C.	D.W. Daniel HS	McAtee (MACK-uh-tee)
26	Jack McCall	CB	5-11	200	*Sr.	SQ	Mount Pleasant, S.C.	Wando HS	
58	Evan McCutchen	DE	6-2	240	*Fr.	HS	Hampton, S.C.	Wade Hampton HS	
71	Jordan McFadden	OT	6-2	300	*Jr.	2VL	Spartanburg, S.C.	Dorman HS	
63	Zac McIntosh	OL	5-11	285	*Sr.	SQ	Belton, S.C.	D.W. Daniel HS	
46	Matt McMahan	LB	6-0	220	*So.	SQ	Denver, N.C.	North Lincoln HS	McMahan (MAK-muh-han)
34	Kevin McNeal	RB	5-9	195	Fr.	HS	Tuscaloosa, Ala.	Tuscaloosa Academy	
9	R.J. Mickens	S	6-0	200	So.	1VL	Southlake, Texas	Carroll HS	
56	Reed Morrissey	LB	6-0	200	Fr.	HS	Greenville, S.C.	Wren HS	
47	Hogan Morton	PK	5-9	160	Fr.	HS	Birmingham, Ala.	Oak Mountain HS	
1	Andrew Mukuba	S	6-0	185	Fr.	HS	Austin, Texas	LBJ Early College HS	Mukuba (moo-KOO-buh)

# ALPHABETICAL ROSTER

#	Player	Pos.	Hgt.	Wgt.	Cl.	Exp.	Hometown	High School or Junior College	Pronunciation
98	Myles Murphy	DE	6-5	275	So.	1VL	Marietta, Ga.	Hillgrove HS	
38	Peter Nearn	S	6-2	190	Fr.	HS	Memphis, Tenn.	Evangelical Christian School	
10	Joseph Ngata	WR	6-3	220	Jr.	2VL	Folsom, Calif.	Folsom HS	Ngata (ehn-GAHT-uh)
33	Ruke Orhorhoro	DT	6-4	295	*So.	1VL	Lagos, Nigeria	River Rouge (Mich.) HS	Orhorhoro (oh-ROH-roh-roh)
20	Kobe Pace	RB	5-10	215	So.	1VL	Cedartown, Ga.	Cedartown HS	
55	Payton Page	DT	6-4	315	Fr.	HS	Greensboro, N.C.	Dudley HS	
64	Walker Parks	OL	6-5	295	So.	1VL	Lexington, Ky.	Frederick Douglass HS	
17	Kane Patterson	LB	6-1	225	Jr.	2VL	Brentwood, Tenn.	Christ Presbyterian Academy	
91	Zaire Patterson	DE	6-6	225	Fr.	HS	Winston-Salem, N.C.	Winston-Salem Preparatory Academy	
59	Dietrick Pennington	OL	6-5	310	Fr.	HS	Memphis, Tenn.	Evangelical Christian School	Dietrick (DEE-trick)
25	Jalyn Phillips	S	6-1	210	Jr.	2VL	Lawrenceville, Ga.	Archer HS	
7	Taisun Phommachanh	QB	6-3	220	*So.	SQ	Bridgeport, Conn.	Avon Old Farms School	Taisun Phommachanh (TY-suhn POO-muh-chahn)
44	Banks Pope	TE	6-4	250	Fr.	HS	Columbia, S.C.	A.C. Flora HS	
29	B.T. Potter	PK	5-10	180	Sr.	3VL	Rock Hill, S.C.	South Pointe HS	
40	Luke Price	TE	6-2	235	^*Sr.	1VL	Dillon, S.C.	Dillon Christian School	
56	Will Putnam	OL	6-4	300	Jr.	2VL	Tampa, Fla.	Plant HS	
92	Klayton Randolph	DE	6-2	250	*Jr.	SQ	Gaffney, S.C.	Gaffney HS	
55	Hunter Rayburn	OL	6-4	320	*So.	1VL	Pensacola, Fla.	Pensacola HS	
21	Darien Rencher	RB	5-8	195	^+*Sr.	3VL	Anderson, S.C.	T.L. Hanna HS	
32	Etinosa Reuben	DT	6-3	280	*So.	1VL	Kansas City, Mo.	Park Hill South HS	Etinosa (eh-tee-OH-sah)
40	Tristen Rigby	LB	5-11	205	Fr.	HS	St. Gabriel, La.	Episcopal School of Baton Rouge	
41	Andrew Roberts	DE	6-4	225	*Jr.	SQ	Conway, S.C.	Aynor HS	
8	Justyn Ross	WR	6-4	205	*Jr.	2VL	Phenix City, Ala.	Central HS	
32	Wise Segars Jr.	WR	6-2	195	Fr.	HS	Sumter, S.C.	D.W. Daniel HS	
1	Will Shipley	RB	5-11	200	Fr.	HS	Weddington, N.C.	Weddington HS	
22	Trenton Simpson	LB	6-3	225	So.	1VL	Charlotte, N.C.	Mallard Creek HS	
47	James Skalski	LB	6-0	240	^+*Sr.	5VL	Sharpsburg, Ga.	Northgate HS	Skalski (SKAL-skee)
10	Baylon Spector	LB	6-2	230	^*Sr.	3VL	Calhoun, Ga.	Calhoun HS	Baylon (BAY-lehn)
13	Brannon Spector	WR	6-1	195	*So.	1VL	Calhoun, Ga.	Calhoun HS	
48	Will Spiers	P	6-5	225	^+*Sr.	4VL	Cameron, S.C.	Calhoun Academy	
15	Troy Stellato	WR	6-1	175	Fr.	HS	Fort Lauderdale, Fla.	Cardinal Gibbons HS	Stellato (steh-LAUGHT-oh)
39	Aidan Swanson	P/PK	6-3	180	*So.	SQ	Tampa, Fla.	IMG Academy	
81	Drew Swinney	WR	5-8	185	*Jr.	2VL	Clemson, S.C.	D.W. Daniel HS	
22	Will Swinney	WR	5-9	185	+Sr.	4VL	Clemson, S.C.	D.W. Daniel HS	
14	Kevin Swint	DE	6-3	230	So.	1VL	Carrollton, Ga.	Carrollton HS	
74	Marcus Tate	OL	6-5	290	Fr.	HS	Sunrise, Fla.	NSU University School	
16	Will Taylor	QB/WR	5-10	175	Fr.	HS	Irmo, S.C.	Ben Lippen School	
57	Paul Tchio	OL	6-5	300	So.	1VL	Milton, Ga.	Milton HS	Tchio (TEE-oh)
3	Xavier Thomas	DE	6-2	270	^Sr.	3VL	Florence, S.C.	IMG (Fla.) Academy	Xavier (ehx-ZAYV-yuhr)
16	Ray Thornton III	S	6-1	205	*So.	1VL	Columbus, Ga.	Central (Ala.) HS	
54	Jeremiah Trotter Jr.	LB	6-1	210	Fr.	HS	Hainesport, N.J.	St. Joseph's (Pa.) Preparatory School	
54	Mason Trotter	OL	6-2	280	*So.	1VL	Roebuck, S.C.	Dorman HS	
73	Bryn Tucker	OL	6-3	315	*Fr.	RS	Knoxville, Tenn.	Knoxville Catholic HS	Bryn (pronounced like "brine")
24	Nolan Turner	S	6-1	205	^+*Sr.	4VL	Vestavia Hills, Ala.	Vestavia Hills HS	
5	D.J. Uiagalelei	QB	6-4	250	So.	1VL	Inland Empire, Calif.	St. John Bosco HS	Uiagalelei (oo-ee-ahn-gah-leh-LAY)
53	Regan Upshaw	DE	5-11	240	^+*Sr.	4VL	Bradenton, Fla.	Alonso HS	
15	Jake Venables	LB	6-2	235	*Jr.	2VL	Clemson, S.C.	D.W. Daniel HS	
12	Tyler Venables	S	5-10	200	So.	1VL	Clemson, S.C.	D.W. Daniel HS	
41	Jonathan Weitz	PK	5-11	190	*So.	SQ	Charleston, S.C.	Porter-Gaud School	Weitz (pronounced like "whites")
20	Nate Wiggins	CB	6-2	175	Fr.	HS	Atlanta, Ga.	Westlake HS	
17	Billy Wiles	QB	6-3	215	Fr.	HS	Ashburn, Va.	Stone Bridge HS	
6	E.J. Williams	WR	6-3	190	So.	1VL	Phenix City, Ala.	Central HS	
99	Greg Williams	DE	6-4	260	*So.	1VL	Swansea, S.C.	Swansea HS	Swansea (SWAHN-see)
76	John Williams	OL	6-4	300	*Fr.	RS	Canton, Ga.	Creekview HS	
8	Tré Williams	DT	6-2	300	*Fr.	RS	Windsor, Conn.	St. John's College (D.C.) HS	
36	Landen Zanders	S	6-1	200	Jr.	2VL	Shelby, N.C.	Crest HS	

\* - one redshirt; ^ - graduate; + - utilizing NCAA blanket waiver from 2020 season for an extra year of eligibility; Note: Classes were advanced for 2020 season players who played five or more games in the 2020 season or had previously redshirted.

## COACHES

Coach	Title(s)	Position(s)	CU Years	Alma Mater	Pronunciation
Dabo Swinney	Head Coach		*19th	Alabama '93	Dabo Swinney (DA-boh SWEE-nee)
Brent Venables	Associate Head Coach, Defensive Coordinator	Linebackers	10th	Kansas State '92	
Tony Elliott	Assistant Head Coach, Offensive Coordinator	Tight Ends	11th	Clemson '02	
Mickey Conn	Assistant Coach, Special Teams Coordinator	Safeties	5th	Alabama '93	
Brandon Streeter	Assistant Coach, Passing Game Coordinator	Quarterbacks	8th	Clemson '99	
Todd Bates	Assistant Coach, Recruiting Coordinator	Defensive Tackles	5th	Alabama '05	
Robbie Caldwell	Assistant Coach	Offensive Linemen	11th	Furman '77	
Tyler Grisham	Assistant Coach	Wide Receivers	2nd	Clemson '09	
Lemanski Hall	Assistant Coach	Defensive Ends	4th	Alabama '08	
Mike Reed	Assistant Coach	Cornerbacks	9th	Boston College '94	
C.J. Spiller	Assistant Coach	Running Backs	1st	Clemson '09	

\* - includes over five seasons (2003-08) as an assistant coach and over 12 seasons as a head coach (2008-21)



# VETERAN BIOS



**AJOU  
AJOU**

WR • 6-3 • 215 • SO. • 1VL  
BROOKS, ALBERTA  
CLEARWATER (FLA.) ACADEMY

TIGERS

Canada native loaded with potential who enters 2021 with two career catches for 41 yards and a touchdown in 113 snaps over 10 games.


**2020:** Gained 41 yards on two receptions with a touchdown in 113 snaps over 10 games ... caught a six-yard pass in collegiate debut at Wake Forest ... scored his first career touchdown on a 35-yard catch-and-run at Georgia Tech.

**Before Clemson:** Played wideout for Jesse Chinchar at Clearwater Academy International ... finished 2019 season with 39 receptions for 686 yards and seven touchdowns ... averaged 17.6 yards per reception ... showed his ability at midseason against American Collegiate Academy with 10 catches for 190 yards and three scores ... played two years of high school football in Canada and one in Florida ... also played basketball and competed as a high jumper in Edmonton ... recruited to Clemson by Tony Elliott and Jeff Scott.

**Personal:** Born Jan. 10, 2002 ... first Clemson football signee from Canada ... one of five children in his family ... parents are from South Sudan ... enrolled at Clemson in June 2020 ... pre-business major ... came to Dabo Swinney Football Camp in the summer of 2019, his first trip to Clemson ... pronounced uh-JOE.

## AJOU CAREER STATS

Year	G-S	Snaps	Rec	Yds	Avg	TD	LG
2020	10-0	113	2	41	20.5	1	35



**DAVIS  
ALLEN**

TE • 6-6 • 250 • JR. • 2VL  
CALHOUN, GA.  
CALHOUN HS

TIGERS

Reliable receiver and physical blocker who enters 2021 with 21 career catches for 300 yards and four touchdowns in 606 career snaps over 27 games (one start).

**2020:** Recorded 247 yards and four touchdowns on 16 receptions in 350 snaps over 12 games ... became the sixth Clemson tight end under Dabo Swinney to catch four or more touchdowns in a season, joining Michael Palmer (four in 2009), Dwayne Allen (eight in 2011), Brandon Ford (eight in 2012), Stanton Seckinger (four in 2013) and Jordan Leggett (eight in 2015 and seven in 2016) ... caught a career-long 42-yard pass at Wake Forest ... caught his first career touchdown pass on a 22-yard reception vs. No. 7 Miami ... caught three passes for 67 yards and a touchdown at Georgia Tech ... recorded a 17-yard touchdown reception vs. Syracuse, becoming the first Tiger tight end with a touchdown catch in three consecutive games since Jordan Leggett against Georgia Tech, Louisville and Boston College in 2016 ... recorded 19 yards and a touchdown on two catches at No. 4 Notre Dame ... added a six-yard reception and earned team special teams player of the week vs. Pittsburgh ... had 35 yards on two catches vs. No. 3 Ohio State in the Sugar Bowl.

**2019:** Recorded five catches for 53 yards in 256 snaps over 15 games (one start) ... made collegiate debut vs. Georgia Tech ... gained 10 yards on his first career reception at Syracuse ... caught a 10-yard pass at Louisville ... added a seven-yard reception vs. Boston College ... gained 15 yards on a catch vs. Wake Forest ... caught an 11-yard pass vs. No. 22 Virginia in the ACC Championship Game.

## D. ALLEN CAREER STATS

Year	G-S	Snaps	Rec	Yds	Avg	TD	LG
2019	15-1	256	5	53	10.6	0	15
2020	12-0	350	16	247	15.4	4	42
Totals	27-1	606	21	300	14.3	4	42



**SERGIO  
ALLEN**

LB • 6-1 • 225 • SO. • SQ  
FORT VALLEY, GA.  
PEACH COUNTY HS

TIGERS

Enters 2021 previously credited with three tackles over five career games in his debut season in 2020.

**2020:** Credited with three tackles in 18 defensive snaps over five games ... made collegiate debut at Wake Forest ... contributed two tackles vs. The Citadel ... added a tackle at Georgia Tech.

**Before Clemson:** Played for Chad Campbell at Peach County High School ... High School Butkus Award semifinalist who helped his high school team post a 48-9 record in his four years as a starter ... led his Peach County team among the final eight of the state playoffs all four years, including two runner-up finishes, one semifinalist finish and one quarterfinal finish ... completed his 51-game high school career with 357 tackles, including 222 solo, to rank in the top five in school history in career tackles ... had 45 career tackles for loss, 15 sacks, and 48 quarterback pressures ... team captain and team MVP as a senior in 2019, when he posted 74 tackles, including 46 solo, with 14 tackles for loss and three sacks ... also had an interception and 17 quarterback hurries ... as a junior in 2018, posted a career-high 122 tackles, including 82 solo, en route to being named team MVP ... had 11 tackles for loss, six of which were sacks ... named 3A Defensive Player of the Year by the Atlanta Journal Constitution and Georgia Athletic Coaches Association ... as a sophomore in 2017, he had 104 tackles, including 59 solo ... had single-season career-best 15 tackles for loss, including two sacks, while causing three fumbles and adding an interception and seven hurries ... recorded 19 receptions for 333 yards and three scores as a sophomore, his only year playing tight end ... contributed 57 total tackles (five for loss) and four sacks in 11 games as a freshman ... at the time of his signing, ranked as the No. 150 overall player in the nation by ESPN.com, which also ranked him as the second-best inside linebacker and 16th-best player in Georgia ... PrepStar Magazine ranked him as the No. 165 overall player, the sixth-best inside linebacker and 19th-best player in Georgia ... 247Sports ranked him as the No. 191 overall player, the 11th-best inside linebacker and the 21st-best player in Georgia ... named to the 2019 preseason Super 11 team named by Atlanta Journal Constitution ... selected to Under Armour All-American Game ... recruited to Clemson by Todd Bates and Brent Venables.

**Personal:** Born Dec. 13, 2001 ... majoring in construction sciences and management ... enrolled at Clemson in January 2020.

## S. ALLEN CAREER STATS

Year	G-S	Snaps	Hit	Asst	Tot	TFL	Sacks	Int	QP	PBU	CF-RF
2020	5-0	18	0	3	3	0-0	0-0	0-0	0	0	0-0



**MICHAEL  
BECKER**

S • 6-0 • 205 • JR. • SQ  
CLEMSON, S.C.  
D.W. DANIEL HS

TIGERS

Walk-on who enters 2021 having appeared in five career games.

**2020:** Made season debut vs. The Citadel and also saw action vs. Pittsburgh.

**2019:** Made season debut on special teams vs. Charlotte ... contributed on special teams vs. Wofford, vs. Wake Forest and at South Carolina.

**2018:** Redshirted.

**Before Clemson:** Lettered at D.W. Daniel High School.

**Personal:** Born June 23, 2000 ... nursing major ... completed a microinternship at Memorial Hospital in Jacksonville, Fla. in 2019 ... two-time ACC Honor Roll selection (2018-19).

## BECKER CAREER STATS

Year	G-S	Snaps	Hit	Asst	Tot	TFL	Sacks	Int	QP	PBU	CF-RF
2019	4-0	0	0	0	0	0-0	0-0	0-0	0	0	0-0
2020	2-0	0	0	0	0	0-0	0-0	0-0	0	0	0-0
Totals	6-0	0	0	0	0	0-0	0-0	0-0	0	0	0-0



**LAVONTA  
BENTLEY**

LB • 6-0 • 235 • \*SO. • 1VL  
BIRMINGHAM, ALA.  
P.D. JACKSON-OLIN HS

TIGERS

Has 22 tackles (4.5 for loss), 3.5 sacks and a forced fumble in 83

defensive snaps over 16 career games.

**2020:** Had 16 tackles (4.5 for loss), 3.5 sacks and a forced fumble in 73 defensive snaps over 12 games ... had four tackles including his first career sack at Wake Forest ... recorded three tackles vs. Syracuse ... made two tackles vs. Pittsburgh, with one resulting in an eight-yard sack and the other resulting in his first career forced fumble ... contributed four tackles including 1.5 sacks at Virginia Tech.

**2019:** Played 10 snaps and registered six tackles over four games ... made collegiate debut on special teams vs. Georgia Tech ... added a tackle vs. Charlotte ... contributed four tackles vs. Wofford ... posted a tackle vs. Wake Forest ... ACC Honor Roll selection.

**Before Clemson:** No. 119 overall player in the nation by PrepStar ... No. 177 overall player by Rivals.com, who also sees him as the ninth-best inside linebacker and eighth-best player from Alabama ... ESPN rated him as the No. 289 overall player in the nation, the seventh-best inside linebacker and 12th-best player in Alabama ... had strong senior year with 118 tackles, 16 tackles for loss, 5.5 sacks, four pass breakups ... No. 6 player in Alabama by Al.com ... Lineman of the Year by the Birmingham Quarterback Club ... played for Coach Tim Vakakes ... Clemson recruiter was Todd Bates.

**Personal:** Born Feb. 20, 2001 ... majoring in communication ... first name pronounced luh-VON-tay.

## BENTLEY CAREER STATS

Year	G-S	Snaps	Hit	Asst	Tot	TFL	Sacks	Int	QP	PBU	CF-RF
2019	4-0	10	5	1	6	0-0	0-0	0-0	0	0	0-0
2020	12-0	73	12	4	16	3.5-25	2.5-18	0-0	0	0	1-0
Totals	16-0	83	17	5	22	3.5-25	2.5-18	0-0	0	0	1-0

FOR A COMPLETE LIST OF EVERY 2021  
CLEMSON PLAYER'S CAREER GAME-BY-GAME  
STATS, SEE THE 2021 TIGER FOOTBALL MEDIA  
GUIDE SUPPLEMENT BY LOGGING ON TO...

<https://bit.ly/3z50yY5>

# VETERAN BIOS



## WILL BLACKSTON

TE • 6-1 • 250 • \*FR. • RS  
HONOA PATH, S.C.  
BELTON-HONOA PATH HS

TIGERS

Walk-on who played one game in his debut season in 2020.


**2020:** Made collegiate debut vs. Pittsburgh.

**Before Clemson:** Lettered at Belton-Honoe Path High School, where he played both tight end and defensive line ... multiple time all-region selection who was named to the all-state team as a senior ... was selected to the 2019 Shrine Bowl.

**Personal:** Health science major.

### BLACKSTON CAREER STATS

Year	G-S	Snap	Rec	Yds	Avg	TD	LG
2020	1-0	0	0	0	---	0	---



## MATT BOCKHORST

OG • 6-4 • 315 • ^\*SR. • 3VL  
CINCINNATI, OHIO  
ST. XAVIER HS

TIGERS

Returning starter at guard who enters 2021 having played 1,352 career snaps over 40 games (13 starts).

**2020:** Second-team All-ACC pick who played 753 snaps in starting all 12 games as Clemson led the ACC as the only team to allow fewer than two sacks per game ... All-ACC Academic Team selection ... played 65 snaps and helped Clemson to 561 yards at Wake Forest ... played 68 snaps vs. Virginia in helping Trevor Lawrence post his second 300-yard passing game of the season ... played 90 snaps in helping Clemson exceed both 200 yards passing and 200 yards rushing against No. 7 Miami ... played 51 snaps at Georgia Tech as Clemson accumulated 671 yards and 73 points in the largest conference win in ACC history ... played 82 snaps in Travis Etienne's three-touchdown performance against Syracuse ... played 81 snaps vs. Boston College as Clemson scored 24 unanswered points to overcome an 18-point deficit in the largest comeback win in the history of Death Valley ... played 32 snaps prior to injury in helping D.J. Uiagalelei throw for 439 yards in a double-overtime contest at No. 4 Notre Dame ... played 65 snaps vs. Pittsburgh ... played 55 snaps at Virginia Tech, holding the Hokies without a sack and helping Clemson to 7.9 yards per carry ... played 63 snaps as Clemson produced 541 yards of offense in ACC Championship Game vs. No. 2 Notre Dame ... played 68 snaps in Sugar Bowl vs. No. 3 Ohio State.

**2019:** Played 421 snaps over 15 games (one start), helping Clemson finish fourth in the nation in points per game (43.9) and fifth in total offense (school-record 528.7 yards per game) ... played 42 snaps vs. Georgia Tech in helping Clemson to its most rushing yards (411) in a season opener since 1957 ... recorded 32 snaps vs. No. 12 Texas A&M ... played 20 snaps at Syracuse ... recorded 34 snaps vs. Charlotte ... played 10 snaps at North Carolina in Clemson's first one-point win since the 2012 Chick-fil-A Bowl ... played 46 snaps and earned ACC Offensive Lineman of the Week in helping Clemson to 552 yards of total offense vs. Florida State ... played 38 snaps in the midst of Clemson's 551-yard performance with 298 rushing yards at Louisville ... played 38 snaps in helping Clemson exceed both 300 passing yards and 300 rushing yards vs. Boston College ... played 33 snaps in helping Clemson to 702 yards of offense vs. Wofford ... played 30 snaps in Clemson's Atlantic Division-clinching win at NC State ... played 22 snaps vs. Wake Forest, helping Clemson outgain the

Demon Deacons, 516-105 ... played 37 snaps at South Carolina as Clemson earned its sixth consecutive victory against the Gamecocks ... played 23 snaps as Clemson rolled up 600 yards of offense vs. No. 22 Virginia en route to a fifth straight ACC Championship ... played three snaps as Clemson produced the fifth-largest comeback in school history, overcoming a 16-0 deficit in a Fiesta Bowl win vs. No. 2 Ohio State ... played 10 snaps vs. No. 1 LSU.

**2018:** Played 178 snaps over 13 games ... played 18 snaps in his collegiate debut vs. Furman ... played 21 snaps in helping Clemson accrue 698 yards and a school-record 11.8 yards per carry at Wake Forest, resulting in the entire offensive line earning team offensive player of the game honors ... played 24 snaps in helping Clemson accrue 471 yards of offense against No. 16 NC State ... played 11 snaps as Clemson eclipsed 200 passing yards and 200 rushing yards vs. Duke ... played a season-high 30 snaps vs. South Carolina in helping guide Clemson to 744 total yards, the third-highest total in school history ... played seven snaps in ACC Championship Game against Pittsburgh and 11 snaps in Cotton Bowl vs. No. 3 Notre Dame ... played six snaps in National Championship Game vs. No. 1 Alabama.

**2017:** Redshirted.

**Before Clemson:** 2016 Under Armour All-American ... did not play senior season due to injury suffered at The Opening in Oregon on July 10 ... still listed as a top-200 prospect by many of the services for 2016 ... rated No. 157 in the nation by ESPN, they also list him No. 5 in the state of Ohio and No. 12 at his position nationally ... No. 240 prospect by 247 Sports and No. 245 by Scout ... No. 11 prospect in the state and No. 14 at his position by 247 Sports ... first team all-state as a junior ... a 4.0 student, he committed to Clemson on January 30, 2016 ... first Clemson signee from Ohio since Cole Stoudt in 2011 ... played for Steve Specht ... recruited by Robbie Caldwell.

**Personal:** Born Jan. 27, 1999 ... earned degree in financial management in December 2020 ... completed microinternships with Cisco (2018) and Merrill Lynch (2019) ... two-time ACC Honor Roll pick (2017-18).



## WILL BOGGS

OL • 6-3 • 290 • \*FR. • RS  
YORK, S.C.  
YORK COMPREHENSIVE HS


TIGERS

Original walk-on in his second year in the program.

**2020:** Walked on and served in a scout team role in his first year.

**Before Clemson:** Lettered at York Comprehensive High School, where he earned South Carolina Offensive Lineman of the Year honors from the South Carolina Football Coaches Association in 2019 ... selected to the 2019 Shrine Bowl.

**Personal:** General engineering major.



## ANDREW BOOTH JR.

CB • 6-0 • 195 • JR. • 2VL  
DACULA, GA.  
ARCHER HS

TIGERS

Highlight-reel athletic corner who enters 2021 credited with 36 tackles (2.5 for loss) five pass breakups, two interceptions, a sack and a fumble recovery (which he returned 21 yards for a touchdown) in 400 defensive snaps over 24 games (four starts).

**2020:** Credited with 30 tackles (2.5 for loss), four pass breakups, two interceptions, a sack and a 21-yard fumble return for touchdown in 335 snaps over 11 games (four starts) ... second-team All-ACC pick ... also earned second-team All-ACC honors from the AP and PFF ... All-ACC Academic Team selection ... recorded three tackles and a pass breakup at Wake Forest ... registered three tackles (all solo), two pass breakups and a highlight-reel one-handed interception vs. Virginia, which his interceptions and pass breakups coming in coverage against two 6-foot-7 Cavalier targets ... earned ACC Defensive Back of the Week and shared team defensive player of the game honors for that performance against Virginia ... recorded a tackle for loss and an acrobatic pass breakup vs. No. 7 Miami ... had a team-high seven tackles (one for loss) and his first career sack at Georgia Tech ... had five tackles and a 21-yard fumble return touchdown vs. Syracuse ... contributed five tackles (0.5 for loss) vs. Boston College ... added two tackles at No. 4 Notre Dame ... recorded a tackle and his second career interception vs. Pittsburgh ... had two tackles in Sugar Bowl vs. No. 3 Ohio State.


**2019:** Credited with six tackles and a pass breakup in 65 defensive snaps over 13 games ... recorded a tackle in his college debut vs. Georgia Tech ... added a tackle and a pass breakup at Syracuse ... played on special teams at Louisville and vs. Boston College ... made one tackle vs. Wofford and vs. Wake Forest ... ACC Honor Roll selection.

**Before Clemson:** Five-star cornerback who was ranked among the top 50 players in the nation by every service ... ranked as No. 8 overall player in the nation by Rivals.com, the highest-ranked Clemson signee in this class by that service ... also ranked as the second-best player in the state and the second-best cornerback in the nation ... ranked as the No. 27 overall player in the nation by Tom Lemming ... rated as the No. 30 overall player in the nation by ESPN.com, who also have Booth as the third-best cornerback in the nation and fifth-best player in Georgia ... ranked No. 32 overall player and third-best cornerback by PrepStar ... ranked No. 41 overall player, second-best cornerback and sixth-best player in Georgia by 247Sports ... three-year starter who had 162 career tackles, including 131 solo ... had 13 interceptions, 44 passes defended, four caused fumbles and a blocked field goal ... on offense, had 22 receptions for 557 yards and four touchdowns ... also had three punt return touchdowns over his career ... as a junior, was all-state, all-region, all-county first team ... as a senior in 2018, was Region Specialist of the Year, and county defensive back of the year ... 2018 team captain ... selected to play in Under Armour All-American game ... played high school football at Archer High School for Andy Dyer ... Clemson recruiters were Mickey Conn and Mike Reed.

**Personal:** Born Sept. 28, 2000 ... majoring in communication.

### BOOTH CAREER STATS

Year	G-S	Snap	Hit	Asst	Tot	TFL	Sacks	Int	QB	PBU	CF-RF
2019	13-0	65	5	1	6	0-0	0-0	0-0	0	1	0-0
2020	11-4	335	23	7	30	2-5-8	1-4	2-0	0	4	0-0
Totals	24-4	400	28	8	36	2-5-8	1-4	2-0	0	5	0-0



## BRYAN BRESEE

DL • 6-5 • 300 • SO. • 1VL  
DAMASCUS, MD.  
DAMASCUS HS

TIGERS

Former No. 1 recruit in the country who burst onto the scene as a Freshman All-American in 2020 ... became the second ACC Defensive Rookie of the Year in Clemson history, joining Dexter Lawrence (2016) ... enters 2021 credited with 33 tackles (6.5 for loss), 4.0 sacks, two pass



# VETERAN BIOS

breakups, a forced fumble and a safety in 432 defensive snaps over 12 games (10 starts).

**2020:** Credited with 33 tackles (6.5 for loss), 4.0 sacks, two pass breakups, a forced fumble and a safety in 432 snaps over 12 games (10 starts) as a true freshman ... also recorded two snaps on offense in Clemson's goal line jumbo package ... along with fellow true freshmen Myles Murphy and Trenton Simpson, their four sacks each tied William Perry (4.0 in 1981), Ricky Sapp (4.0 in 2006) and Shaq Lawson (4.0 in 2013) for third-most sacks by a Clemson true freshman all-time ... his four sacks were the most by a true freshman interior lineman in 2020, Clemson's second straight season having the FBS leader among first-year defensive tackles in that category (Tyler Davis in 2019) ... Freshman All-American according to The Athletic, ESPN and Rivals ... ACC Defensive Rookie of the Year ... first-team All-ACC honoree ... also named first-team All-ACC by the AP ... made impressive debut at Wake Forest, posting three tackles and a half-sack in addition to recording the Tigers' first blocked field goal since the second week of 2018 ... he and fellow true freshman Myles Murphy became the first Clemson first-year freshmen to record a sack in a season opener since Dexter Lawrence and Tre Lamar in 2016 ... recorded four tackles (two solo) with his first full sack and a pass breakup vs. Virginia ... helped Clemson limit No. 7 Miami to 210 yards ... had one tackle at Georgia Tech ... had two tackles including a half-sack in which he forced a fumble that Andrew Booth Jr. returned 21 yards for a touchdown vs. Syracuse ... had three tackles vs. Boston College, including a game-clinching sack when he forced an intentional grounding in the end zone for a safety to earn team defensive player of the game honors ... registered five tackles (one for loss) at No. 4 Notre Dame ... added two tackles at Virginia Tech ... made three tackles in ACC Championship Game vs. No. 2 Notre Dame ... had six tackles (2.5 for loss) including a sack vs. No. 3 Ohio State in the Sugar Bowl.

**Before Clemson:** Played for Eric Wallich at Damascus High School in Damascus, Md., where he concluded career with 134 career tackles, including 80.5 for loss, with 35 sacks ... had 47 tackles in 2019, including 30.5 tackles for loss with 14 sacks while also adding two forced fumbles, a fumble recovery and a pass breakup ... helped team to 13-2 record and state championship as a senior ... named first-team postseason All-American by Sports Illustrated ... two-time first-team USA Today All-American in 2018 and 2019 ... first-team Washington Post All-Met defensive lineman as a junior and senior ... Maryland Defensive Player of the Year in 2018 ... first-team MaxPreps Junior All-American defensive lineman in 2018 ... Montgomery County 3A MVP in 2018 ... Gatorade Player of the Year in Maryland as a junior in 2018 ... had 36 tackles for loss, including 12 sacks, as a junior, earning first-team MaxPreps Sophomore All-America status in 2017 ... Listed as the No. 1 overall player in the nation by 247Sports, which also called him the top defensive tackle in the nation and the top player in the state of Maryland ... ranked as the top overall player in the nation by Rivals.com, the top defensive tackle and the top player in Maryland ... ranked as the No. 2 player in the nation by PrepStar, the top defensive tackle in the nation and the top player in Maryland ... rated as the No. 4 overall player in the nation by ESPN.com, which listed him as the No. 1 defensive tackle in the nation and top player in Maryland ... played basketball as a junior and averaged 13.7 points and 11.9 rebounds ... selected to U.S. Army All-American Bowl ... recruited to Clemson by Todd Bates.

**Personal:** Born Oct. 6, 2001 ... pre-business major ... enrolled at Clemson in January 2020 ... last name pronounced bruh-ZEE.

## BRESEE CAREER STATS

Year	G-S	Snaps	Hit	Asst	Tot	TFL	Sacks	Int	QB	PBU	CF-RF
2020	12-10	432	21	12	33	6.5	22	4-27	0	12	2 1-0



## WILL BROWN

WR • 5-8 • 190 • \*SR. • 2VL  
BOILING SPRINGS, S.C.  
BOILING SPRINGS HS

TIGERS

Has four catches for 35 yards in 109 career snaps over 16 games.

**2020:** Caught three passes for 27 yards in 78 snaps over eight games ... caught a 10-yard pass at Wake Forest ... added an eight-yard reception vs. The Citadel ... caught a nine-yard pass at Georgia Tech.

**2019:** Played 19 snaps over five games ... had an eight-yard reception and 13-yard punt return vs. Charlotte ... gained three yards on a punt return vs. Wofford.

**2018:** Played 12 snaps over three games ... made Clemson debut vs. Louisville ... and also played vs. Duke and in the Cotton Bowl vs. No. 3 Notre Dame.

**2017:** Redshirted.

**Before Clemson:** Lettered at Boiling Springs High School.

**Personal:** Born Oct. 10, 1998 ... earned degree in health science in May 2021 ... earned the Blue Key Academic and Leadership Award from Clemson's College of Behavioral, Social and Health Sciences in 2021 ... was one of only eight graduating seniors to earn that achievement award in the areas of academics, leadership, research, service and professional engagement from the college comprising seven different academic department and 11 different majors ... completed a microinternship at Smith & Nephew in 2019 ... three-time ACC Honor Roll selection (2017-19).

## BROWN CAREER STATS

Year	G-S	Snaps	Rec	Yds	Avg	TD	LG	PR
2018	3-0	12	0	0	--	0	--	0-0
2019	5-0	19	1	8	8.0	0	8	2-16
2020	8-0	78	3	27	9.0	0	10	0-0
Totals	16-0	109	4	35	8.8	0	10	2-16



## DeMONTE CAPEHART

DL • 6-5 • 305 • \*FR. • RS  
HARTSVILLE, S.C.  
HARTSVILLE HS

TIGERS

Has with three tackles (2.0 for loss) and a sack in 20 snaps over four career games.

**2020:** Played 20 snaps as a true freshman, being credited with three tackles (2.0 for loss) and a sack over four games ... made collegiate debut vs. The Citadel, tying for the team lead with 2.0 tackles for loss and producing one sack among his three tackles.


**Before Clemson:** Played three years at Hartsville High School before going to IMG Academy in 2019 ... played for Kevin Wright at IMG in 2019, starting all 10 games and recording 44 total tackles, including 35 first hits ... led the team with 16 tackles for loss and tied for the team lead in sacks with 5.5 ... helped IMG to a 9-1 record and No. 9 national ranking from USA Today ... named first-team postseason All-American by Sports Illustrated ... as a junior at Hartsville, he helped coach Jeff Calabrese's team to a 12-1 record, posting 40 tackles, 19 of which were tackles for loss, and seven sacks ... also played 22 basketball games over two years for Hartsville ... No. 27 overall player in the nation by ESPN.com, which also listed him as the second-best defensive tackle and second-best player from the state of South Carolina ... No. 35 overall player in the nation by 247Sports, the second-best defensive tackle and the sixth-best player in the state ... No. 35 overall player in the nation by Rivals.com, the third-best defensive tackle and the fifth-best player in the state ... No. 52 player in the nation overall, the second-best defensive

tackle and second-best player of South Carolina origin by PrepStar ... second-best player from South Carolina by the Charlotte Observer ... selected to Under Armour All-American Game ... recruited to Clemson by Todd Bates and Robbie Caldwell.

**Personal:** Born July 19, 2002 ... name pronounced "duh-MON-tay" ... majoring in sports communication ... enrolled at Clemson in January 2020.

## CAPEHART CAREER STATS

Year	G-S	Snaps	Hit	Asst	Tot	TFL	Sacks	Int	QB	PBU	CF-RF
2020	4-0	20	2	1	3	2-7	1-6	0	2	0	0-0



## QUINN CASTNER

PK • 5-5 • 140 • \*FR. • RS  
FORT MILL, S.C.  
NATION FORD HS

TIGERS

Walk-on who played one game on a kickoff in his first year in 2020.

**2020:** Made Clemson debut vs. The Citadel, getting a huge ovation from the Clemson sideline upon booting a touchback on his first career kickoff.

**Before Clemson:** Lettered at Nation Ford High School ... went 13-of-14 on field goal attempts and 35-for-35 on PATs as a senior.

## CASTNER CAREER STATS

Year	G-S	11-29	30-39	40-49	50+	Total	HB	LG	PAT	Pts
2020	1-0	0-0	0-0	0-0	0-0	0-0	0	--	0-0	0



## JOSEPH CHARLESTON

S • 6-0 • 190 • JR. • 2VL  
MILTON, GA.  
MILTON HS

TIGERS

Has 68 tackles in 596 snaps over 24 games (six starts).

**2020:** Credited with 55 tackles, third-most on the team, with 2.0 tackles for loss and two pass breakups in 502 snaps over 11 games (six starts) ... contributed four tackles at Wake Forest ... added a tackle vs. The Citadel ... recorded four tackles vs. Virginia ... made five tackles (one for loss) at Georgia Tech ... registered five tackles (one for loss) vs. Syracuse ... credited with eight tackles and a pass breakup vs. Boston College ... notched five tackles at No. 4 Notre Dame ... added six tackles and a pass breakup vs. Pittsburgh ... contributed four tackles at Virginia Tech ... registered five tackles in ACC Championship Game vs. No. 2 Notre Dame ... posted team-high eight tackles vs. No. 3 Ohio State in the Sugar Bowl.

**2019:** Credited with 13 tackles in 94 snaps over 13 games ... made a tackle in his collegiate debut vs. Georgia Tech ... added a tackle at Syracuse ... contributed vs. Charlotte ... made one tackle vs. Florida State and at Louisville ... contributed two tackles at South Carolina.

**Before Clemson:** A national top 150 player from Georgia ... ranked No. 122 overall player by 247Sports, where he was listed as No. 13 safety nationally and No. 14 overall player in Georgia ... ranked No. 150 overall player by Rivals.com, listed as the 14th-best safety and 13th-best overall player from Georgia ... ESPN.com had Charleston as a top 300 player, 14th-best safety and 29th-best player in Georgia ... had team-best 83 tackles, nine tackles for loss, two caused fumbles, a fumble return of 46 yards and two interceptions as a senior ... had 12 tackles against Roswell and 10 against South Gwinnett ... helped his team to AAAAAA state championship, a first for the Milton High program ... played his high school football for Adam Clack ... primary Clemson recruiter was Mickey Conn ... committed to Clemson on Oct. 10, 2017, as he was the first player in Clem-

# VETERAN BIOS

son's signing class to commit to the Tigers ... enrolled at Clemson in January 2019.

**Personal:** Born April 13, 2001 ... pre-business major.

## CHARLESTON CAREER STATS

Year	G-S	Snap	Hit	Asst	Tot	TFL	Sacks	Int	QP	PBU	CF-RF
2019	13-0	94	10	3	13	0-0	0-0	0-0	0	0	0-0
2020	11-6	502	37	18	55	2-3	0-0	0-0	0	2	0-0
<b>Totals</b>	<b>24-6</b>	<b>596</b>	<b>47</b>	<b>21</b>	<b>68</b>	<b>2-3</b>	<b>0-0</b>	<b>0-0</b>	<b>0</b>	<b>2</b>	<b>0-0</b>



## DAVID COTE

LB • 5-11 • 215 • \*SO. • SQ  
SIX MILE, S.C.  
D.W. DANIEL HS

TIGERS

Walk-on who enters 2021 having appeared in five career games.

**2020:** Made season debut vs. The Citadel ... played on special teams vs. Pittsburgh.

**2019:** Appeared in three games while redshirting ... made his debut vs. Charlotte on special teams ... saw action on special teams vs. Wofford and Wake Forest ... ACC Honor Roll selection.

**Before Clemson:** Completed his prep career at D.W. Daniel High School.

**Personal:** Born Jan. 18, 2001 ... majoring in health science.

## COTE CAREER STATS

Year	G-S	Snap	Hit	Asst	Tot	TFL	Sacks	Int	QP	PBU	CF-RF
2019	3-0	0	0	0	0	0-0	0-0	0-0	0	0	0-0
2020	2-0	4	0	0	0	0-0	0-0	0-0	0	0	0-0
<b>Totals</b>	<b>5-0</b>	<b>4</b>	<b>0</b>	<b>0</b>	<b>0</b>	<b>0-0</b>	<b>0-0</b>	<b>0-0</b>	<b>0</b>	<b>0</b>	<b>0-0</b>



## MAC CRANFORD

OL • 6-0 • 290 • \*SO. • SQ  
HARTSVILLE, S.C.  
HARTSVILLE HS

TIGERS

Walk-on who has played 23 career snaps over five games.

**2020:** Played two snaps vs. Pittsburgh.

**2019:** Played 21 snaps over three games while redshirting ... played four snaps in his debut vs. Georgia Tech ... recorded nine snaps vs. Charlotte ... played eight snaps vs. Wofford ... ACC Honor Roll selection.

**Before Clemson:** Completed his prep career at Hartsville High School.

**Personal:** Born Nov. 24, 2000 ... majoring in construction sciences and management.



## FRED DAVIS II

CB • 6-0 • 185 • SO. • 1VL  
JACKSONVILLE, FLA.  
TRINITY CHRISTIAN ACADEMY

TIGERS

Enters 2021 credited with 13 tackles and two pass breakups in 183 snaps over 11 games in his debut season in 2020.

**2020:** Credited with 13 tackles and two pass breakups in 183 snaps over 11 games as a true freshman ... made his debut at Wake Forest, recording three solo tackles ... had two tackles and two pass breakups in ACC Championship Game vs. No. 2 Notre Dame.

**Before Clemson:** Played for Verlon Dorminey at Trinity Christian Academy ... MaxPreps Preseason First-Team All-American in 2019 who was a multi-dimensional weapon for Trinity Christian Academy ... posted 101 tackles in 37 career games, adding four interceptions, 30 passes defended, two caused fumbles

and a blocked kick ... recorded 26 tackles, two tackles for loss, an interception and 11 passes defended as a senior ... averaged 8.3 yards per rush for the season on 29 carries and also added four receptions for 60 yards ... in 2018, posted 48 tackles, 13 pass breakups and an interception ... had 27 tackles as a sophomore to go with a pair of interceptions ... first-team All-USA Florida selection by USA Today and first-team All-First Coast selection by the Florida Times Union ... first-team MaxPreps Junior All-American honoree and third-team 5A all-state selection ... consensus top-60 player nationally who rated in the early signing period as the No. 25 player in the nation by PrepStar, which called him third-best cornerback and second-best player in Florida ... ranked as the 28th-best overall player in the nation by Rivals.com, which also called him the third-best cornerback and the fourth-best player in Florida ... ranked as the No. 45 overall player in the nation by ESPN.com, which also ranked him as the fourth-best cornerback and 10th-best player from Florida ... ranked as the No. 56 player in the nation by 247Sports, the sixth-best cornerback and the 10th-best player from Florida ... selected to U.S. Army All-American Bowl ... recruited to Clemson by Jeff Scott and Mike Reed.

**Personal:** Born Feb. 12, 2002 ... enrolled at Clemson in January 2020 ... criminal justice major.

## F. DAVIS CAREER STATS

Year	G-S	Snap	Hit	Asst	Tot	TFL	Sacks	Int	QP	PBU	CF-RF
2020	11-0	183	10	2	12	0-0	0-0	0-0	1	2	0-0



## TYLER DAVIS

DT • 6-2 • 300 • JR. • 2VL  
APOPKA, FLA.  
WEKIVA HS

TIGERS

Made an immediate impact, earning the starting role in his first career game as a true freshman in 2019 and becoming a key interior piece for Clemson's defense ever since ... enters 2021 credited with 68 tackles (14.0 for loss), 7.5 sacks, three pass breakups and a fumble recovery in 735 snaps over 22 games (20 starts).

**2020:** Credited with 17 tackles (5.0 for loss), 2.0 sacks and a pass breakup in 196 snaps over seven games (all starts) while battling injury for much of the season ... recorded two tackles at Wake Forest ... unavailable vs. The Citadel ... held out as a precaution vs. Virginia ... returned to action vs. No. 7 Miami and added two tackles ... made two tackles (both for loss) including a sack at Georgia Tech, sharing team defensive player of the game honors ... returned to action vs. Pittsburgh after missing three games, recording a sack among his two tackles and adding a pass breakup ... notched four tackles (two for loss) in ACC Championship Game vs. No. 2 Notre Dame ... contributed three tackles vs. No. 3 Ohio State in Sugar Bowl.

**2019:** Second-team All-ACC selection ... credited with 51 tackles (9.0 for loss), 5.5 sacks, two pass breakups and a fumble recovery in 539 snaps over 15 games (13 starts) ... his 13 starts were the most by a true freshman defensive lineman in school history ... led all true freshmen interior linemen in the country in sacks ... became the first true freshman defensive tackle to start a season opener for Clemson since Jeff Mills in 1974 ... posted five tackles including a half-sack in the opener vs. Georgia Tech, sharing team defensive player of the week honors ... posted three tackles including the first full sack of his career at Syracuse ... added three tackles vs. Charlotte ... recorded two tackles including a sack at North Carolina ... added two tackles (1.5 for loss) and a half sack vs. Florida State ... posted seven tackles (0.5 for loss) at Louisville ... made four tackles (one for loss) vs. Boston College ... registered three tackles vs. Wofford ... recorded a tack-

le, a pass breakup and a fumble recovery at NC State, sharing team defensive player of the game honors ... credited with four tackles and a pass breakup vs. Wake Forest ... registered five tackles, including 1.5 sacks, vs. No. 22 Virginia in the ACC Championship Game ... added four tackles (one for loss) vs. No. 2 Ohio State in the Fiesta Bowl ... recorded a sack among his three tackles vs. No. 1 LSU.

**Before Clemson:** Rated as No. 60 overall player in the nation by ESPN and No. 74 by Tom Lemming ... unanimous four-star player ... ESPN listed him as No. 7 defensive tackle in the nation and seventh-best overall player in Florida ... Rivals.com listed him as 18th-best defensive tackle in the nation ... national top 300 player according to 247Sports, where he ranked as the No. 218 player in the nation as well as the 12th-best defensive tackle in the nation and 24th-best player in Florida ... had 34 tackles, including 14 tackles for loss and six sacks in 2018 ... had an interception in 2018 as well ... helped team to 11-2 record and a top 10 ranking in the state of Florida ... played his high school football at Wekiva High School for Rich Bedesem ... Clemson recruiter was Todd Bates ... enrolled at Clemson in January 2019.

**Personal:** Born Nov. 1, 2000 ... pre-business major.

## T. DAVIS CAREER STATS

Year	G-S	Snap	Hit	Asst	Tot	TFL	Sacks	Int	QP	PBU	CF-RF
2019	15-13	539	31	20	51	9-37	5-5-29	0-0	6	2	0-1
2020	7-7	196	13	4	17	5-22	2-16	0-0	2	1	0-0
<b>Totals</b>	<b>22-20</b>	<b>735</b>	<b>44</b>	<b>24</b>	<b>68</b>	<b>14-59</b>	<b>7-45</b>	<b>0-0</b>	<b>8</b>	<b>3</b>	<b>0-0</b>



## LYN-J DIXON

RB • 5-10 • 195 • SR. • 3VL  
BUTLER, GA.  
TAYLOR COUNTY HS

TIGERS

Has 1,372 rushing yards and 13 touchdowns on 208 carries and 183 yards on 18 catches in 519 career snaps over 38 games ... second in school history in yards per carry (6.60) behind former teammate Travis Etienne.

**2020:** Rushed 42 times for 190 yards and two touchdowns and caught three passes for 21 yards in 130 snaps over 10 games ... opened game vs. Virginia with a career-long 52-yard kickoff return and also rushed five times for 11 yards ... rushed five times for 32 yards and caught a nine-yard pass at Georgia Tech ... gained 22 yards on seven carries vs. Syracuse and returned a kickoff 49 yards to share team special teams player of the game honors ... gained 46 yards on nine carries with his first touchdown of the season vs. Pittsburgh ... rushed three times for 37 yards and a touchdown at Virginia Tech ... rushed twice for 20 yards vs. No. 3 Ohio State in the Sugar Bowl.

**2019:** Recorded 104 carries for 635 yards with six rushing touchdowns and 14 catches for 121 yards in 283 snaps over 15 games ... rushed eight times for 65 yards and a touchdown and added a 22-yard reception vs. Georgia Tech ... led Clemson with 79 rushing yards and a touchdown on 11 carries vs. No. 12 Texas A&M ... rushed eight times for 58 yards including an acrobatic over-the-top touchdown vs. Charlotte ... gained 49 yards on 10 carries vs. Florida State ... gained 78 yards on eight carries vs. Boston College ... had seven carries for 50 yards with a touchdown vs. Wofford ... gained 50 yards on nine carries and caught two passes for 27 yards at NC State ... rushed six times for 34 yards and caught two passes for 62 yards vs. Wake Forest ... gained 60 yards on 12 carries at South Carolina ... had 47 yards and a touchdown on eight carries vs. No. 22 Virginia in the ACC Championship Game ... gained 17 yards on his only carry and caught a two-yard pass vs. No. 2 Ohio State in the Fiesta Bowl ... rushed once and caught a two-yard pass vs. No. 1 LSU.



# VETERAN BIOS

**2018:** Finished freshman campaign with 547 rushing yards and five rushing touchdowns on 62 carries in 106 snaps over 13 games ... fifth in the country among qualified backs with 8.82 yards per carry, a school record for players with at least 300 rushing yards ... led Clemson in rushing with 89 yards on six carries, including a 61-yarder, in his debut vs. Furman ... carried six times for 20 yards at Georgia Tech ... earned ACC Rookie of the Week honors at Wake Forest, recording a career-high 163 yards on 10 carries with rushing touchdowns of 65 and 52 yards ... joined Travis Etienne and Adam Choice as part of a trio that became the first group of three backs in school history to each rush for 125 yards in a single contest ... recorded 25 yards and a rushing touchdown on four carries vs. No. 16 NC State ... posted 116 yards and a touchdown on four carries vs. Louisville, and his four carries were the fewest by a Clemson player in a 100-yard rushing day in school history ... gained 38 yards on five carries vs. South Carolina.

**Before Clemson:** No. 171 player in the nation by ESPN ... No. 10 running back in the nation by ESPN and Rivals ... No. 23 player in Georgia by ESPN ... had 5,174 yards and 73 touchdowns on 629 carries in his career ... had 88 overall touchdowns in his career ... had 536 points in his 37 career games ... had 76 receptions for 1,088 yards and nine touchdowns in his career ... had 7,201 all-purpose yards in his career ... had 108 yards per game and 8.9 yards per carry in six games as a senior, as he was limited by injury ... had 11 rushing touchdowns and 13 overall touchdowns as a senior ... had 1,914 yards and 35 touchdowns on 229 carries as a junior ... had 38 overall touchdowns as a junior ... had 1,311 yards and 14 touchdowns on 156 carries as a sophomore ... had 23 overall touchdowns as a sophomore ... had 1,301 yards and 13 touchdowns on 171 carries as a freshman ... coached by Mark Wilson at Taylor County High School ... recruited by Robbie Caldwell and Tony Elliott.

**Personal:** Born Feb. 18, 1999 ... majoring in communication.

Year	G-S	Snaps	Car	Yds	Avg	TD	LG	Rec	Yds	TD
2018	13-0	106	62	547	8.8	5	65	1	41	0
2019	15-0	283	104	635	6.1	6	32	14	121	0
2020	10-0	130	42	190	4.5	2	21	3	21	0
<b>Totals</b>	<b>38-0</b>	<b>519</b>	<b>208</b>	<b>1372</b>	<b>6.6</b>	<b>13</b>	<b>65</b>	<b>18</b>	<b>183</b>	<b>0</b>



## CARSON DONNELLY

S • 5-10 • 195 • \*JR. • 2VL  
BIRMINGHAM, ALA.  
BRIARWOOD CHRISTIAN SCHOOL

TIGERS

Walk-on and key special teamer who enters 2021 with seven career tackles in 21 career games.

**2020:** Made six tackles (including four on special teams) and played six defensive snaps in addition to contributing on special teams in all 12 games ... contributed a special teams tackle at Wake Forest ... added another special teams stop vs. The Citadel ... posted three tackles at Georgia Tech ... added a special teams tackle vs. Boston College, sharing team special teams player of the game honors.

**2019:** Had a tackle while contributing primarily on special teams in eight games ... made season debut on special teams vs. Georgia Tech ... played on special teams vs. Charlotte, Florida State, Boston College, Wofford, Wake Forest and at South Carolina ... made a tackle in ACC Championship Game vs. No. 22 Virginia.

**2018:** Made Clemson debut on special teams vs. Louisville in his lone appearance of his redshirt season.

**Before Clemson:** Helped Briarwood Christian School to a 12-2 record as a junior ... had 62 tackles, five interceptions and eight pass breakups as a junior ...

had eight games with at least five tackles, including 13 tackles in the season opener, as a junior ... had six career interceptions ... coached by Fred Yancey at Briarwood Christian School.

**Personal:** His father, Chris, was a teammate of Clemson head coach Dabo Swinney at Alabama ... earned degree in marketing in May 2021 ... born June 28, 2000 ... two-time ACC Honor Roll selection (2018-19).

Year	G-S	Snaps	Hit	Ass	Tot	TFL	Sacks	Int	QB	PBU	CF	RF
2018	1-0	0	0	0	0	0-0	0-0	0-0	0	0	0	0
2019	8-0	0	1	0	1	0-0	0-0	0-0	0	0	0	0
2020	12-0	6	6	0	0	0-0	0-0	0-0	0	0	0	0
<b>Totals</b>	<b>21-0</b>	<b>6</b>	<b>7</b>	<b>0</b>	<b>7</b>	<b>0-0</b>	<b>0-0</b>	<b>0-0</b>	<b>0</b>	<b>0</b>	<b>0</b>	<b>0</b>



## MICHEL DUKES

RB • 5-10 • 205 • JR. • 2VL  
CHARLESTON, S.C.  
FIRST BAPTIST SCHOOL

TIGERS

Enters 2021 with 205 rushing yards and two touchdowns on 40 carries in 88 snaps over 18 games.


**2020:** Rushed eight times for 55 yards in 19 snaps over eight games ... made season debut vs. The Citadel, gaining eight yards on two carries against a program from his hometown ... rushed three times for 16 yards vs. No. 7 Miami ... gained 31 yards on three carries at Georgia Tech ... recorded his first career kickoff return, a 20-yarder, vs. Pitt.

**2019:** Recorded 150 rushing yards and two touchdowns on 32 carries in 69 snaps over 10 games ... rushed seven times for 30 yards in college debut vs. Georgia Tech ... scored his first career touchdown on a 24-yard run amidst a four-carry, 46-yard rushing performance vs. Charlotte ... gained 10 yards on three carries vs. No. 22 Virginia in the ACC Championship Game.

**Before Clemson:** Ranked by 247Sports as one of the top 50 running backs in the nation and as the No. 13 player at any position in South Carolina ... rated by Rivals.com as the No. 21 player in the state ... considered the No. 17 player in South Carolina by ESPN.com ... concluded prep career with 685 carries for 8,762 rushing yards and 117 rushing touchdowns as well as 34 receptions for 743 yards and nine receiving touchdowns ... rushed 188 times for 2,030 yards with 29 rushing touchdowns and caught 11 passes for 136 yards with two receiving touchdowns in 2018 ... won Lonnie Robinson Memorial Award as SCISA Player of the Year and shared All-Lowcountry Player of the Year honors ... helped team to SCISA AA titles in 2016 and 2017 ... played his high school football at First Baptist School for coach Johnny Waters ... primary Clemson recruiter was Tony Elliott.

**Personal:** Born Nov. 4, 2000 ... majoring in communication.

Year	G-S	Snaps	Car	Yds	Avg	TD	LG	Rec	Yds	TD
2019	10-0	69	32	150	4.7	2	24	0	0	0
2020	8-0	19	8	55	6.9	0	29	0	0	0
<b>Totals</b>	<b>18-0</b>	<b>88</b>	<b>40</b>	<b>205</b>	<b>5.1</b>	<b>2</b>	<b>29</b>	<b>0</b>	<b>0</b>	<b>0</b>



## HAMPTON EARLE

WR • 5-10 • 185 • \*SO. • SQ  
CLEMSON, S.C.  
D.W. DANIEL HS

TIGERS

Walk-on who enters 2021 having played 17 snaps over six career games.


**2020:** Played seven snaps over two games ... made season debut vs. The Citadel ... saw action vs. Pitt.

**2019:** Made college debut vs. Charlotte ... saw action vs. Boston College, Wofford and Wake Forest ... ACC Honor Roll selection.

**Before Clemson:** Completed his prep career at D.W. Daniel High School.

**Personal:** Born March 16, 2001 ... majoring in criminal justice.

Year	G-S	Snaps	Rec	Yds	Avg	TD	LG
2019	4-0	10	0	0	---	0	---
2020	2-0	7	0	0	---	0	---
<b>Totals</b>	<b>6-0</b>	<b>17</b>	<b>0</b>	<b>0</b>	<b>---</b>	<b>0</b>	<b>---</b>



## NICK EDDIS

DT • 5-11 • 270 • \*SR. • SQ  
LAWRENCE, KAN.  
LAWRENCE FREE STATE HS

TIGERS

Walk-on who has played four career snaps over two games.

**2020:** Played four snaps in two games ... made Clemson debut vs. The Citadel.

**2019:** Did not appear in game action.

**Before Clemson:** Competed at Lawrence Free State High School in Kansas and studied at Tri-County Technical College prior to joining the Tigers in 2019.

**Personal:** Born June 21, 1999 ... majoring in parks, recreation and tourism management.

Year	G-S	Snaps	Hit	Ass	Tot	TFL	Sacks	Int	QB	PBU	CF	RF
2020	2-0	4	0	0	0	0-0	0-0	0-0	0	0	0	0



## JACOB EDWARDS

OL • 6-2 • 300 • \*SR. • 1VL  
VESTAVIA HILLS, ALA.  
VESTAVIA HILLS HS

TIGERS

Walk-on who enters 2021 having played 10 career offensive and defensive snaps in eight career games ... transitioned from defensive line to offensive line after 2019.

**2020:** Played five snaps over two games.

**2019:** Played three defensive snaps in four games ... made season debut vs. Charlotte.

**2018:** Played two snaps in debut vs. Georgia Southern ... appeared on special teams vs. NC State.

**2017:** Redshirted.

**Before Clemson:** Lettered at Vestavia Hills High School.

**Personal:** Born April 10, 1999 ... his identical twin brother, James, plays football at Clemson ... majoring in parks, recreation and tourism management ... completed a microinternship with Elliott Realty in 2019.

Year	G-S	Snaps	Hit	Ass	Tot	TFL	Sacks	Int	QB	PBU	CF	RF
2018	2-0	2	0	0	0	0-0	0-0	0-0	0	0	0	0
2019	4-0	0	0	0	0	0-0	0-0	0-0	0	0	0	0
2020	2-0	0	0	0	0	0-0	0-0	0-0	0	0	0	0
<b>Totals</b>	<b>8-0</b>	<b>2</b>	<b>0</b>	<b>0</b>	<b>0</b>	<b>0-0</b>	<b>0-0</b>	<b>0-0</b>	<b>0</b>	<b>0</b>	<b>0</b>	<b>0</b>



## JAMES EDWARDS

DT • 6-2 • 300 • \*SR. • 1VL  
VESTAVIA HILLS, ALA.  
VESTAVIA HILLS HS

TIGERS

Walk-on who has played 22 career snaps over 13 games.

**2020:** Had one tackle in nine snaps over two games ... played vs. The Citadel and Pittsburgh.

# VETERAN BIOS

**2019:** Played 12 defensive snaps in nine games ... had a tackle vs. Charlotte.

**2018:** Played on special teams vs. Furman and one defensive snap vs. Georgia Southern.


**2017:** Redshirted.

**Before Clemson:** Lettered at Vestavia Hills High School.

**Personal:** Born April 10, 1999 ... his identical twin brother, Jacob, plays football at Clemson ... majoring in parks, recreation and tourism management ... completed a microinternship with Elliott Realty in 2019.

## JAM. EDWARDS CAREER STATS

Year	G-S	Snaps	Hit	Asst	Tot	TFL	Sacks	Int	QB	PBU	CF-RF
2018	2-0	1	0	0	0	0-0	0-0	0-0	0	0	0-0
2019	9-0	12	1	0	1	0-0	0-0	0-0	0	0	0-0
2020	2-0	9	1	0	1	0-0	0-0	0-0	0	0	0-0
<b>Totals</b>	<b>13-0</b>	<b>22</b>	<b>2</b>	<b>0</b>	<b>2</b>	<b>0-0</b>	<b>0-0</b>	<b>0-0</b>	<b>0</b>	<b>0</b>	<b>0-0</b>



## SAGE ENNIS

TE • 6-4 • 235 • \*FR. • RS  
GRACEVILLE, FLA.  
LINCOLN HS

TIGERS

Has played 27 snaps over four career games.

**2020:** Played 27 snaps in four games ... made collegiate debut at Wake Forest ... also saw action against The Citadel, No. 7 Miami (Fla.) and Pittsburgh.

**Before Clemson:** Played for Quinn Gray at Lincoln High ... had experience at defensive end, quarterback and tight end during his career, including starting at quarterback as a sophomore ... scored nine touchdowns on just 23 carries as a goal line Wildcat back as a junior in 2018 ... recorded 113 receptions for 1,783 yards and 17 touchdowns over his career at tight end ... rushed for 13 touchdowns, giving him 30 total rushing and receiving touchdowns for his career ... named first-team FACA All-District, Tallahassee QB Club Student Athlete of the Year and team MVP as a team captain in 2019 ... had 40 catches for 560 yards and seven touchdowns in 2019 ... finished 2018 season with 39 receptions for 596 yards and four scores ... played quarterback as a sophomore and completed 86-175 passes for 1,529 yards and nine touchdowns, including a 96-yard touchdown pass ... started at tight end as a freshman and had 34 receptions for 627 yards and six scores ... played a season of baseball in spring of 2017 ... No. 18 tight end in the nation by PrepStar at the time of his signing ... No. 5 H-Back/TE by ESPN.com ... recruited to Clemson by Jeff Scott and Danny Pearman.

**Personal:** Born Sept. 15, 2001 ... pre-business major ... enrolled at Clemson in January 2020.

## ENNIS CAREER STATS

Year	G-S	Snaps	Rec	Yds	Avg	TD	LG
2020	4-0	27	0	0	---	0	---



## JUSTIN FOSTER

DE • 6-2 • 275 • ^\*SR. • 3VL  
SHELBY, N.C.  
CREST HS

TIGERS

Has 66 career tackles (17.5 for loss), 7.0 sacks, a pass breakup, a forced fumble and a fumble recovery in 756 snaps over 39 career games (13 starts) from 2017-19 before missing the 2020 season with medical concerns ... part of a Clemson class that was the first in school history to go undefeated at Death Valley in a four-year span (27-0 from 2017-20) ... part of the program for four ACC championships, four College Football Playoff berths, two national title games and one national title.

**2020:** Unavailable to play during the entire season.

**2019:** Honorable mention All-ACC selection ... All-ACC Academic selection ... credited with 41 tackles (10.5 for loss), 4.5 sacks, a pass breakup and a forced fumble in 492 snaps over 15 games (13 starts) ... made first career start vs. Georgia Tech ... had two tackles vs. No. 12 Texas A&M ... had four tackles and his first sack of the season vs. Charlotte ... had seven tackles (3.5 for loss), a career-high 2.0 sacks and a forced fumble at Louisville, earning ACC Defensive Lineman of the Week honors ... had a tackle for loss vs. Wake Forest ... had three tackles vs. No. 22 Virginia in ACC Championship Game ... had five tackles (1.5 for loss) including a half-sack vs. No. 2 Ohio State in the Fiesta Bowl ... had three tackles and a sack vs. No. 1 LSU.

**2018:** Credited with 17 tackles (6.0 for loss), 2.0 sacks and a fumble recovery in 180 snaps in 15 games ... recorded both the first sack and first fumble recovery of his career at Texas A&M ... had a tackle at Wake Forest ... recorded one tackle in 12 snaps vs. NC State ... made five tackles, 2.5 of which went for a loss, at Florida State ... had four tackles (1.5 for loss including a sack) as Clemson held No. 3 Notre Dame to three points in the Cotton Bowl.


**2017:** Had eight tackles, a tackle for loss and 0.5 sacks in 84 snaps over nine games ... had four tackles and 0.5 tackles for loss in 25 snaps against The Citadel on Nov. 18 ... had 0.5 sacks in 21 snaps against No. 7 Miami (Fla.) in the ACC Championship Game on Dec. 2.

**Before Clemson:** National top-100 prospect according to ESPN, he played in the US Army All-Star Game in San Antonio, Texas ... rated as No. 73 overall prospect in the nation and No. 1 in the state of North Carolina by ESPN, who also had him as the fifth-best player at his position ... rated No. 152 in the nation by 247 Sports, third-best in North Carolina and No. 11 at his position ... No. 218 overall, No. 9 in the region and No. 15 at his position by Scout ... No. 6 prospect in the state and No. 18 at his position ... played for North Carolina in the Shrine Bowl in December 2016 ... started on Crest's AAA state championship teams of 2014 and 2015, the Chargers reached the playoffs again in 2016 ... played for coach Will Clark ... team finished 9-4 as a senior when Foster had a career-high 83 tackles, 14 for loss and six sacks ... as a junior, had 67 tackles, including 12 for loss in helping Crest to a perfect season ... had 10 tackles in the state championship game as a junior ... started as a sophomore and had 57 tackles, including seven for loss ... had 207 tackles and 33 tackles for loss his last three years of high school ... averaged 12 points per game and shot 64 percent from the field as a freshman ... averaged 10 points per game on a 23-5 team as a sophomore ... had 17 points and nine rebounds in his first basketball game in November 2013 ... recruited by Dan Brooks.

**Personal:** Born Nov. 6, 1998 ... earned degree in construction science & management in December 2020 ... two-time ACC Honor Roll selection (2018-19).

## FOSTER CAREER STATS

Year	G-S	Snaps	Hit	Asst	Tot	TFL	Sacks	Int	QB	PBU	CF-RF
2017	9-0	84	5	3	8	1-6	0.5-4	0-0	0	0	0-0
2018	15-0	180	10	7	17	6-41	2-6	0-0	2	0	0-1
2019	15-13	492	24	17	41	10.5-34	4.5-24	0-0	12	1	1-0
<b>Totals</b>	<b>39-13</b>	<b>756</b>	<b>39</b>	<b>27</b>	<b>66</b>	<b>17.5-81</b>	<b>7-34</b>	<b>0-0</b>	<b>14</b>	<b>1</b>	<b>1-1</b>



## BRADEN GALLOWAY

TE • 6-4 • 240 • SR. • 3VL  
ANDERSON, S.C.  
SENECA HS

TIGERS

Enters 2021 having previously recorded 34 catches for 481 yards and three touchdowns in 615 snaps over 26 career games (12 starts).

**2020:** Caught 27 passes for 369 yards and two touchdowns in 463 snaps over 12 games (all starts) ... All-ACC Academic Team selection ... recorded a career-high-tying 60 yards on a career-high five receptions at Wake Forest ... caught four passes for 74 yards with two touchdowns vs. No. 7 Miami, the first multi-touchdown game by a Clemson tight end since Jordan Leggett scored twice against Virginia Tech in the 2016 ACC Championship Game ... added five receptions for 33 yards vs. Syracuse ... gained 46 yards on three receptions at No. 4 Notre Dame ... caught a career-long 49-yard pass at Virginia Tech ... caught two passes for 38 yards in Sugar Bowl vs. No. 3 Ohio State.

**2019:** Played 65 snaps across the final two games of the season, catching two passes for 60 yards ... made season debut vs. No. 2 Ohio State, playing 33 snaps in Clemson's 16-point comeback win in the Fiesta Bowl ... caught two passes for 60 yards, including athen-career-long 42 yarder, vs. No. 1 LSU.

**2018:** Recorded five receptions for 52 yards and a touchdown in 87 snaps over 12 games ... caught a touchdown pass and gained 34 yards on three receptions in his college debut vs. Furman.

**Before Clemson:** Played tight end and quarterback at Seneca High School ... had 50 receptions for 834 yards and nine touchdowns as a senior; suffered a foot injury that forced him to miss six weeks ... No. 13 player in South Carolina by Rivals and No. 15 by 247Sports ... No. 1 tight end in South Carolina by Scout ... did not play football until his junior year ... region player-of-the-year in basketball as a junior, when he averaged 20.1 points and 8.1 rebounds ... averaged 15.9 points per game as a sophomore ... made 100 three-pointers in his sophomore and junior seasons ... from the same school as former Clemson All-American and Steeler great Benjie Cunningham ... coached by Hal Capps at Seneca High School ... recruited by Danny Pearman and Brent Venables ... enrolled in January 2018.

**Personal:** Born April 2, 2000 ... majoring in sports communication ... completed a microinternship with Adobe in 2019.

## GALLOWAY CAREER STATS

Year	G-S	Snaps	Rec	Yds	Avg	TD	LG
2018	12-0	87	5	52	10.4	1	20
2019	2-0	65	2	60	30.0	0	42
2020	12-12	463	27	369	13.7	2	49
<b>Totals</b>	<b>26-12</b>	<b>615</b>	<b>34</b>	<b>481</b>	<b>14.1</b>	<b>3</b>	<b>49</b>



## MARIO GOODRICH

CB • 6-0 • 190 • SR. • 3VL  
KANSAS CITY, MO.  
LEE'S SUMMIT WEST HS

TIGERS

Lengthy cornerback who has 36 tackles (0.5 for loss), six pass breakups, two interceptions and a fumble recovery in 555 snaps over 35 games (four starts).

**2020:** Credited with 16 tackles, two interceptions, a fumble recovery and a pass breakup in 237 snaps over eight games (four starts) ... unavailable at Wake Forest and vs. The Citadel ... made two tackles in season debut vs. Virginia ... won ACC Defensive Back of the Week and team defensive player of the week after posting three tackles and two interceptions vs. Pittsburgh, the first multi-interception game by a Clemson player since Cordrea Tankersley's two-interception game against Virginia Tech in the 2016 ACC Championship Game ... contributed two tackles and a fumble recovery at Virginia Tech ... made five tackles in ACC Championship Game vs. No. 2 Notre Dame ... added three tackles in Sugar Bowl vs. No. 3 Ohio State.

**2019:** Credited with 13 tackles (0.5 for loss) and two pass breakups in 205 snaps over 13 games ... recorded two tackles vs. No. 12 Texas A&M ... recorded his first career interception at Syracuse, seizing mo-



# VETERAN BIOS


mentum by giving Clemson the ball back one play after a giveaway by Clemson's offense ... credited with two tackles (0.5 for loss) vs. Wake Forest ... recorded four tackles at South Carolina ... ACC Honor Roll selection.

**2018:** Credited with seven tackles and three pass breakups in 113 snaps over 14 games ... played 14 snaps in his collegiate debut vs. Furman ... notched the first pass breakup of his college career on a fourth down at Wake Forest ... posted a tackle vs. No. 3 Notre Dame in the Cotton Bowl ... recorded a tackle vs. No. 1 Alabama in the National Championship Game.

**Before Clemson:** Played defensive back and wide receiver at Lee's Summit West High School ... No. 99 player in the nation by Rivals, No. 114 player by 247Sports, No. 133 player by PrepStars and No. 148 player by ESPN ... No. 6 cornerback in the nation by 247Sports, No. 13 cornerback by Rivals, No. 18 cornerback by PrepStars and No. 19 cornerback by ESPN ... No. 3 player in Missouri by Rivals, No. 4 player by 247Sports and No. 4 player by ESPN ... had 140 tackles, 13 tackles for loss, 11 interceptions and five for touchdowns and 24 pass breakups in his career ... had 38 receptions for 641 yards and nine touchdowns in his career ... had 22 touchdowns in his career ... had 26 kickoff returns for 721 yards and 28 punt returns for 487 yards in his career ... scored a touchdown five different ways over his high school career ... had 49 tackles and 15 pass breakups as a senior ... played in the Offense/Defense All-American game ... four-year letterman in basketball ... first Tiger signee on record from Missouri ... coached by Vincent Careswell at Lee's Summit West High School ... recruited by Mike Reed.

**Personal:** Born Jan. 12, 2000 ... majoring in sports communication.

GOODRICH CAREER STATS													
Year	G-S	Snaps	Hit	Asst	Tot	TFL	Sacks	Int	QB	PU	CF	RF	CF-RF
2018	14-0	113	4	3	7	0-0	0-0	0-0	0	3	0-0	0	0-0
2019	13-0	205	8	5	13	0.5-1	0-0	1-0	0	2	0-0	0	0-0
2020	8-4	237	12	4	16	0-0	0-0	2-5	0	1	0-1	0	0-1
Totals	35-4	555	24	12	36	0.5-1	0-0	3-5	0	6	0-1	0	0-1



## HAMP GREENE

WR • 5-9 • 175 • \*SO. • SQ  
BIRMINGHAM, ALA.  
MOUNTAIN BROOK HS

24

**2020:** Played nine offensive snaps in two games ... made season debut vs. No. 7 Miami.

**2019:** Played 15 snaps in four games while redshirting ... made his debut vs. Georgia Tech ... ACC Honor Roll selection.

**Before Clemson:** Competed at Mountain View High School.

**Personal:** Born Dec. 6, 2000 ... pre-business major.

H. GREENE CAREER STATS													
Year	G-S	Snaps	Rec	Yds	Avg	TD	LG						
2019	4-0	15	0	0	---	0	---						
2020	2-0	9	0	0	---	0	---						
Totals	6-0	24	0	0	---	0	---						



## MALCOLM GREENE

CB • 5-11 • 190 • SO. • 1VL  
RICHMOND, VA.  
HIGHLAND SPRINGS HS

21

Has 18 tackles (2.5 for loss), two pass breakups, 1.5 sacks and an interception in 197 snaps in 12 games (three starts).

**2020:** Credited with 18 tackles (2.5 for loss), two pass breakups, 1.5 sacks and an interception in 197

snaps in 12 games (three starts) ... made his debut at Wake Forest, recording a pass breakup in the contest ... recorded his first career interception vs. Pittsburgh ... added two tackles at Virginia Tech ... registered six tackles including 1.5 sacks in ACC Championship Game vs. No. 2 Notre Dame ... posted four tackles (one for loss) vs. No. 3 Ohio State in the Sugar Bowl.

**Before Clemson:** Played for Loren Johnson at Highland Springs High School in Virginia, the same program that produced Clemson All-ACC safety K'Von Wallace ... played on 5A state championship teams in Virginia as a sophomore and junior ... helped Highland Springs to 11-1 record in 2019 ... ranked among the top 15 players in Virginia by the Daily Press prior to the 2019 season ... had 63 tackles, three interceptions and two caused fumbles in 2018 when he helped his team to a state championship and a perfect season ... No. 214 overall player in the nation by Rivals.com, the No. 17 defensive back and the No. 3 player in Virginia during the early signing period ... rated as the No. 253 overall player in the nation, No. 24 defensive back and No. 6 player in Virginia by PrepStar ... ranked as 20th-best defensive back in the nation by ESPN.com, which listed him as the No. 9 overall player in Virginia ... recruited to Clemson by Brandon Streeter and Mike Reed.

**Personal:** Born January 16, 2002 ... pre-business major ... pursuing dream of creating an athletic apparel company ... earned an associate's degree in high school and entered Clemson in the summer of 2020 with two years of college credit.

M. GREENE CAREER STATS													
Year	G-S	Snaps	Hit	Asst	Tot	TFL	Sacks	Int	QB	PU	CF	RF	CF-RF
2020	12-3	197	14	4	18	2.5-10	1.5-7	1-8	2	0	0-0	0	0-0



## HUNTER HELMS

QB • 6-2 • 210 • \*FR. • RS  
WEST COLUMBIA, S.C.  
GRAY COLLEGIATE ACADEMY

18

Walk-on who impressed with a two-touchdown performance at Georgia Tech as a true freshman in 2020 ... enters 2021 having completed 9-of-12 passes for 77 yards and two scores in 22 snaps over three games.

**2020:** Completed 9-12 passes for 77 yards and two touchdowns in 22 snaps over three games ... made collegiate debut vs. The Citadel, completing both of his pass attempts in the game ... completed 5-7 passes for 74 yards and two touchdowns at Georgia Tech ... became only the third Clemson quarterback who started his career as a walk-on to throw a touchdown pass since 1954, joining Nick Schuessler (three touchdown passes in 2016) and Donny McElveen (one in 2010) ... joined Schuessler (two vs. Syracuse in 2016) as the only original walk-ons to throw two touchdowns in a game for Clemson, but became the first to do so while still on walk-on status ... was 2-of-3 passing vs. Pittsburgh.

**Before Clemson:** Lettered at Gray Collegiate Academy ... recorded 4,126 passing yards and 48 touchdowns as a senior, leading the War Eagles to a second straight region title and an upper state semifinal appearance ... finished his prep career with 9,129 passing yards and 98 touchdowns.

**Personal:** Pre-business major ... elected to walk-on at Clemson despite holding scholarship offers from South Florida, Troy, Holy Cross and others.

HELMS CAREER STATS													
Passing													
Year	G-S	Snaps	C-A-I	Yds	TD	LG	Pct	Y/A	Y/C	Y/G	Eff		
2020	3-0	22	9-12-0	77	2	35	75.0	6.4	8.6	25.7	183.9		
Rushing & Total Offense													
Year	Car	Yds	Y/C	Y/G	TD	LG	PL	Tot	TDR	Y/G			
2020	2	-7	-3.5	-2.3	0	2	14	70	2	23.3			



## K.J. HENRY

DE • 6-4 • 255 • ^JR. • 3VL  
WINSTON-SALEM, N.C.  
WEST FORSYTH HS

5

Has 60 career tackles (12.5 for loss), 5.5 sacks, five pass breakups and two fumble recoveries in 773 snaps over 31 career games (six starts).

**2020:** Credited with 29 tackles (6.0 for loss), 3.5 sacks, two pass breakups and a fumble recovery in 384 snaps over 12 games (six starts) ... made his first career start and recorded five tackles (three solo) including a nine-yard sack in his hometown at Wake Forest ... split a sack amongst his four tackles (two solo) vs. Virginia ... made one tackle (for loss) and batted down a pass vs. No. 7 Miami ... contributed two tackles and a fumble recovery at Georgia Tech ... registered a seven-yard sack among his five tackles at No. 4 Notre Dame ... posted two tackles (1.5 for loss) at Virginia Tech ... added four tackles and a sack in ACC Championship Game vs. No. 2 Notre Dame ... made two tackles vs. No. 3 Ohio State prior to exiting Sugar Bowl with an injury.


**2019:** Credited with 22 tackles (4.5 for loss), two sacks and three pass breakups in 350 snaps in 15 games ... had two tackles including a sack vs. Georgia Tech ... had a tackle, a half-sack and a pass breakup at Syracuse ... had one tackle and broke up two passes vs. Charlotte ... had two tackles at Louisville ... posted three tackles including a half-sack vs. Boston College ... had two tackles including one for loss vs. Wofford ... had three tackles at NC State ... shared a tackle for loss vs. Wake Forest ... added two tackles vs. No. 22 Virginia in ACC Championship Game ... posted two tackles (0.5 for loss) vs. No. 1 LSU ... ACC Honor Roll selection.

**2018:** Played 39 snaps in four games while redshirting and was credited with nine tackles (2.0 for loss) and a fumble recovery in that time ... made debut with one tackle and a fumble recovery in 13 snaps vs. Furman ... registered a career-high five tackles, including two for loss, playing near his hometown at Wake Forest.

**Before Clemson:** No. 6 player in the nation by ESPN, No. 14 by 247Sports, No. 26 by Rivals and No. 27 by PrepStars ... No. 3 defensive end in the nation by 247Sports, ESPN and Rivals ... No. 2 player in North Carolina by Rivals ... second-team All-American by USA Today ... played in Under Armour All-American Game ... scored 1,156 points in 115 career basketball games ... averaged 16 points and seven rebounds per game as a junior ... coached by Adrian Snow at West Forsyth High School ... recruited by Todd Bates and Mike Reed ... enrolled at Clemson in January 2018.

**Personal:** Born Jan. 27, 1999 ... earned degree in sports communication in December 2020 in three years ... completed a microinternship with Buntly in 2018.

HENRY CAREER STATS													
Year	G-S	Snaps	Hit	Asst	Tot	TFL	Sacks	Int	QB	PU	CF	RF	CF-RF
2018	4-0	39	6	3	9	2-6	0-0	0-0	0	0	0-0	0	0-1
2019	15-0	350	9	13	22	4.5-16	2-11	0-0	3	3	0-0	0	0-0
2020	12-6	384	15	14	29	6-30	3.5-26	0-0	4	2	0-1	0	0-1
Totals	31-6	773	30	30	60	12.5-52	5.5-37	0-0	7	5	0-2	0	0-2



## TYE HERBSTREIT

WR • 5-11 • 170 • \*SO. • SQ  
NASHVILLE, TENN.  
MONTGOMERY BELL ACADEMY

86

Walk-on who has played 12 career snaps over five games.

**2020:** Made season debut vs. No. 7 Miami.  
**2019:** Appeared in four games while redshirting ... made collegiate debut vs. Georgia Tech ... also saw ac-

# VETERAN BIOS

tion vs. Charlotte, vs. Boston College and vs. Wofford ... ACC Honor Roll selection.

**Before Clemson:** Completed his prep career at Montgomery Bell Academy.

**Personal:** Born June 18, 2000 ... pre-business major.

## HERBSTREIT CAREER STATS

Year	G-S	Saps	Rec	Yds	Avg	TD	LG
2019	4-0	11	0	0	---	0	---
2020	1-0	1	0	0	---	0	---
Totals	5-0	12	0	0	---	0	---



## TRENT HOWARD

OL • 6-3 • 275 • \*FR. • RS  
BIRMINGHAM, ALA.  
BRIARWOOD CHRISTIAN SCHOOL

TIGERS

Has played 21 snaps over four career games.

**2020:** Played 21 snaps over four games ... played three snaps in debut at Wake Forest ... played four snaps vs. The Citadel ... played 11 snaps at Georgia Tech ... played three snaps vs. Pittsburgh.

**Before Clemson:** Played the 2019 season for Matthew Forester at Briarwood Christian High School in Birmingham ... played his first three years for Fred Yancey ... three-year starter who helped Briarwood Christian to a 45-10 record in four years ... played all five positions on the line and also had experience as long snapper ... was a PrepStar All-Regional selection ... recruited to Clemson by Robbie Caldwell and Todd Bates.

**Personal:** Born April 28, 2001 ... pre-business major ... enrolled at Clemson in the summer of 2020 ... his father, Johnny, played with Dabo Swinney at Alabama and was a member of the 1992 Alabama National Championship team.



## DARNELL JEFFERIES

DT • 6-2 • 290 • \*JR. • 2VL  
COVINGTON, GA.  
NEWTON HS

TIGERS

Enters 2021 with 21 tackles (one for loss) and a half sack in 169 career snaps over 23 games.

**2020:** Had seven tackles in 49 snaps over seven games ... registered four tackles vs. The Citadel.

**2019:** Had 14 tackles (one for loss) including a half-sack in 118 snaps over 15 games ... contributed three tackles (0.5 for loss) vs. Boston College ... added three tackles vs. Wofford ... split a sack vs. Wake Forest.

**2018:** Made Clemson debut vs. Louisville, playing two snaps in his lone appearance of his redshirt season.

**Before Clemson:** Had 65 tackles, 19 tackles for loss and seven sacks in 11 games as a senior ... had seven catches for 70 yards and a touchdown as a tight end as a senior ... region defensive player-of-the-year as a senior ... No. 22 defensive tackle in Georgia by ESPN ... had 76 tackles, five tackles for loss, two sacks and 42 quarterback pressures as a junior ... played basketball and ran track as a junior ... coached by Terrance Banks at Newton High School ... recruited by Todd Bates and Tony Elliott ... enrolled at Clemson in January 2018.

**Personal:** Born July 10, 1999 ... majoring in parks, recreation and tourism management ... two-time ACC Honor Roll selection (2018-19).

## JEFFERIES CAREER STATS

Year	G-S	Saps	Hit	Asst	Tot	TFL	Sacks	Int	QB	PBU	CF-RF
2018	1-0	2	0	0	0	0-0	0-0	0-0	0	0	0-0
2019	15-0	118	5	9	14	1-4	0-5-4	0-0	0	0	0-0
2020	7-0	49	3	4	7	0-0	0-0	0-0	0	0	0-0
Totals	23-0	169	8	13	21	0-0	0-0	0-0	0	0	0-0



## TAYQUON JOHNSON

OG • 6-2 • 340 • \*SO. • 1VL  
WILLIAMSPORT, MD.  
WILLIAMSPORT HS

TIGERS

Has played 93 career snaps over 14 games ... moved from defensive line to offensive line during the 2020 offseason.

**2020:** Played 86 snaps over 11 games ... played 15 snaps in offensive line debut at Wake Forest ... played 24 snaps vs. The Citadel ... played three snaps vs. Virginia ... played 30 snaps at Georgia Tech.

**2019:** Appeared in three games while redshirting, playing seven snaps ... made collegiate debut vs. Charlotte ... saw action vs. Wofford and vs. Wake Forest.

**Before Clemson:** Ranked as seventh-best player in Maryland by ESPN.com, which ranked him as 22nd-best defensive tackle in the nation ... ranked as eighth-best player in Maryland and No. 29 defensive tackle by Rivals.com ... 11th-best player in Maryland and 33rd-best defensive tackle in nation by 247Sports ... joined the Williamsport football program in the Spring of 2017 ... team captain in 2017 & 2018 ... over his last two years, had 184 tackles, 44 tackles for loss and 12 sacks ... had eight rushing touchdowns on goal line situations over 2017 and 2018 ... after senior season was invited to USA Football National Team to participate in the 2019 International Bowl ... an outstanding wrestler who finished third in the heavyweight division as a junior, his first year of competition ... Honor Roll student ... member of Program Leadership Council 2017 and 2018 ... played his high school football at Williamsport High School for Tim Small ... Clemson recruiters were Todd Bates and Mike Reed.

**Personal:** Born Dec. 27, 2000 ... first name is pronounced TAY-kwan ... majoring in criminal justice.

## JOHNSON CAREER STATS

Year	G-S	Saps	Hit	Asst	Tot	TFL	Sacks	Int	QB	PBU	CF-RF
2019	3-0	7	0	0	0	0-0	0-0	0-0	0	0	0-0
2020	11-0	0	0	0	0	0-0	0-0	0-0	0	0	0-0
Totals	14-0	7	0	0	0	0-0	0-0	0-0	0	0	0-0



## SHERIDAN JONES

CB • 6-0 • 185 • JR. • 2VL  
NORFOLK, VA.  
MAURY HS

TIGERS

Enters 2021 credited with 28 tackles (1.5 for loss), four pass breakups, a fumble recovery and an interception in 440 defensive snaps over 25 games (eight starts).

**2020:** Has 22 tackles (1.5 for loss), three pass breakups and an interception in 300 snaps over 11 games (eight starts) ... made first career start at Wake Forest, adding two tackles ... recorded his first career interception vs. No. 7 Miami, sharing team defensive player of the game honors ... recorded six tackles (one for loss) and a pass breakup at No. 4 Notre Dame.

**2019:** Credited with six tackles, a fumble recovery and a pass breakup in 140 defensive snaps over 14 games ... recorded a pass breakup in collegiate debut vs. Georgia Tech ... registered a tackle and fumble recovery vs. Wofford ... ACC Honor Roll selection.

**Before Clemson:** Ranked among the top 100 players in the nation by ESPN.com and Rivals ... ESPN.com ranked Jones as 69th-best overall player, second-best player in the state of Virginia and seventh-best cornerback in the nation ... ranked 91st overall by Rivals, fourth-best from the state of Virginia and ninth-best cornerback in the nation ... 247Sports ranked him as eighth-best player in Virginia ... two-way player, who had 45 tackles, two interceptions, one he returned for a

score, in 2018 ... had 17 receptions for 347 yards and two scores ... played under Dyrri McCain ... Clemson recruiters were Mike Reed and Brent Venables ... enrolled at Clemson in January 2019.

**Personal:** Born Oct. 25, 2000 ... majoring in communication.

## JONES CAREER STATS

Year	G-S	Saps	Hit	Asst	Tot	TFL	Sacks	Int	QB	PBU	CF-RF
2019	14-0	140	5	1	6	0-0	0-0	0-0	0	1	0-1
2020	11-8	300	16	6	22	1-5-1	0-0	1-0	0	3	0-0
Totals	25-8	440	21	7	28	1-5-1	0-0	1-0	0	4	0-1



## FRANK LADSON JR.

WR • 6-3 • 205 • JR. • 2VL  
MIAMI, FLA.  
SOUTH DADE SENIOR HS

TIGERS

Deep threat who has 27 career receptions for 409 yards with six touchdowns in 515 snaps over 25 games (four starts).

**2020:** Had 18 receptions for 281 yards and three touchdowns in 261 snaps over 10 games (four starts) while battling various injuries during most of the season ... had career highs in receptions (3), receiving yards (87) and touchdowns (2) vs. The Citadel, sharing team offensive player of the game honors with Jordan McFadden ... gained 71 yards on a new-career-high five receptions vs. Virginia ... caught a touchdown pass among his three receptions for 21 yards at Georgia Tech.

**2019:** Had 128 yards and three touchdowns on nine catches in 254 snaps in 15 games ... made his debut vs. Georgia Tech, catching a 21-yard touchdown pass on his first career catch ... had a highlight reel seven-yard touchdown catch at Syracuse ... had two catches for 20 yards and a touchdown vs. Wake Forest ... caught a career-long 57-yard pass vs. No. 22 Virginia in the ACC Championship Game ... ACC Honor Roll selection.

**Before Clemson:** Clemson's highest-rated player in the class of 2019 by PrepStar, as he was 22nd overall and the fifth-best wide receiver with a five-star rating ... rated No. 23 player in the nation by USA Today Chosen 25 ... ranked 33rd-best overall player by 247Sports, who also listed him as the fourth-best receiver in the nation and fourth-best overall player from Florida ... ESPN ranked Ladson 35th overall, third-best from state of Florida and the fifth-best wide receiver ... Rivals.com ranked Ladson 36th-best overall, fifth-best from Florida and seventh-best wide receiver ... had record-setting senior year when he had 50 catches for 1,133 yards and 13 touchdowns ... set school record for receiving yards ... as a junior had 29 catches for 675 yards and eight touchdowns ... over last two years had 79 receptions for 1,808 yards and 21 touchdowns, and average of 22.9 yards per reception ... played for Nathaniel Hudson ... wore No. 9 in high school ... primary Clemson recruiter was Jeff Scott ... enrolled at Clemson in January 2019.

**Personal:** Born Sept. 27, 2000 ... majoring in communication.

## LADSON CAREER STATS

Year	G-S	Saps	Rec	Yds	Avg	TD	LG
2019	15-0	254	9	128	14.2	3	57
2020	10-4	261	18	281	15.6	3	54
Totals	25-4	515	27	409	15.1	6	57



## JAELYN LAY

TE • 6-6 • 270 • \*SO. • 1VL  
ATLANTA, GA.  
RIVERDALE HS

TIGERS

Enters 2021 having caught two passes for 25 yards in 122 career snaps over 16 games.



# VETERAN BIOS

**2020:** Played 76 snaps over 12 games ... made season debut vs. The Citadel ... caught a five-yard pass in his hometown at Georgia Tech.

**2019:** Played 46 snaps over four games while redshirting ... caught a 20-yard pass in his collegiate debut vs. Georgia Tech.

**Before Clemson:** Rated as one of the top five tight ends or H-Backs in the nation by ESPN and Rivals ... ESPN ranked Lay as the fourth best tight end/H-back, while Rivals ranked him fifth in that position ... No. 165 best all-around player in the nation and 16th-best player from the state of Georgia ... 21st-best overall tight end by 247Sports ... had 29 receptions for 240 yards and four touchdowns in 2017 ... had 7-119 and a touchdown in 2016 ... played his high school football at Riverdale High School for Rodney Hackney ... Clemson recruiters were Mike Reed and Danny Pearman ... older brother is a student at Army West Point ... enrolled at Clemson in January 2019.

**Personal:** Born Feb. 21, 2001 ... criminal justice major ... first name pronounced: JAY-lynn.

## LAY CAREER STATS

Year	G-S	Snaps	Rec	Yds	Avg	TD	LG
2019	4-0	46	1	20	20.0	0	20
2020	12-0	76	1	5	5.0	0	5
<b>Totals</b>	<b>16-0</b>	<b>122</b>	<b>2</b>	<b>25</b>	<b>12.5</b>	<b>0</b>	<b>20</b>



## TY LUCAS

LS • 5-7 • 220 • \*JR. • 1VL  
COLUMBUS, GA.  
CHATTAHOOCHEE COUNTY HS

TIGERS

Walk-on who enters 2021 having appeared in eight career games.

**2020:** Contributed on special teams vs. The Citadel and Pittsburgh.

**2019:** Appeared in six games ... made his debut vs. Charlotte ... gained three yards on his first career carry vs. Wofford ... ACC Honor Roll selection.

**2018:** Redshirted.

**Before Clemson:** Lettered at Chattahoochee County High School.

**Personal:** Majoring in parks, recreation and tourism management ... born March 6, 2000 ... his father, Cody, is a captain in the United States Army.

## LUCAS CAREER STATS

Year	G-S	Snaps	Car	Yds	Avg	TD	LG	Rec	Yds	TD
2019	6-0	2	1	3	3.0	0	3	0	0	0
2020	2-0	0	0	0	---	0	---	0	0	0
<b>Totals</b>	<b>8-0</b>	<b>0</b>	<b>1</b>	<b>3</b>	<b>3.0</b>	<b>0</b>	<b>3</b>	<b>0</b>	<b>0</b>	<b>0</b>



## JACK MADDOX

LS • 6-3 • 235 • \*SR. • 2VL  
ACTON, MASS.  
ACTON-BOXBOROUGH REGIONAL HS

TIGERS

Original walk-on awarded a scholarship who enters 2021 having appeared in 23 career games, including 12 games as Clemson's starting long snapper in 2020.

**2020:** Awarded scholarship prior to the season ... earned starting snapping role heading into season opener at Wake Forest ... snapped in all 12 games ... earned team special teams player of the game honors at Georgia Tech ... shared special teams player of the game honors at No. 4 Notre Dame as the battery of he, Will Swinney and B.T. Potter helped produce 16 points on four field goals and four PATs.

**2019:** Snapped in nine games ... made season debut vs. Charlotte ... played on special teams vs. Florida State, Boston College and Wofford ... had his first career fumble recovery on a muffed punt at NC State.

**2018:** Snapped in two games ... made his college debut vs. NC State and saw action against Louisville.

**2017:** Redshirted.

**Before Clemson:** Lettered at Acton-Boxborough Regional High School.

**Personal:** Born Oct. 17, 1998 ... earned degree in political science in May 2021 ... three-time ACC Honor Roll selection (2017-19) ... won the 2020 P.A.W. Journey Service Above Self award, as his more than 300 hours of service at Clemson include service trips abroad in Costa Rica and Thailand and learning about nonprofit service work as an intern at United Way.



## KEITH MAGUIRE

LB • 6-2 • 230 • \*SO. • 1VL  
MEDIA, PA.  
MALVERN PREPARATORY SCHOOL

TIGERS

Enters 2021 with 18 tackles (4.0 for loss), a forced fumble, an interception and a pass breakup in 109 defensive snaps over 15 career games.

**2020:** Had 16 tackles (3.0 for loss), a forced fumble and a pass breakup in 100 defensive snaps over 11 games ... had three tackles (one for loss) and a pass breakup at Wake Forest ... added another three tackles vs. The Citadel ... had five tackles (two for loss) and a forced fumble at Virginia Tech.

**2019:** Had two tackles (one for loss) and an interception in nine defensive snaps over four games while redshirting ... made his debut vs. Georgia Tech ... had a three-yard tackle for loss at Syracuse ... had first career interception in the ACC Championship Game vs. No. 22 Virginia ... ACC Honor Roll selection.

**Before Clemson:** Had a strong 2018 season, leading his team to third straight Inter-AC Championship in a row ... as a senior, had 106 tackles, 18 tackles for loss, five sacks and four interceptions ... had 313 yards rushing and 314 receiving on the offensive side of the ball ... scored 14 total touchdowns ... two-time conference MVP ... all-state in 2017, and the 2018 team was not yet announced at the time of his signing ... No. 219 player in the nation by Rivals.com ... that service also ranked McGuire as best player in Pennsylvania and 11th-best outside linebacker ... seventh-best player in Pennsylvania by 247Sports ... No. 26-best outside linebacker by PrepStar ... led his conference in tackles as a junior ... played high school football at Malvern Prep for Dave Gueriera ... active in community service, he went on a 10-day trip to Dominican Republic in June to help build homes ... played lacrosse at Malvern ... Clemson recruiters were Brandon Streeter and Brent Venables.

**Personal:** Born Nov. 20, 2000 ... pre-business major.

## MAGUIRE CAREER STATS

Year	G-S	Snaps	Hit	Asst	Tot	TFL	Sacks	Int	QB	PBU	CF-RF
2019	4-0	9	1	2	1-3	0-0	1-0	0	0	0	0-0
2020	11-0	100	11	5	16	3-13	0-0	0-0	1	1	1-0
<b>Totals</b>	<b>15-0</b>	<b>109</b>	<b>12</b>	<b>6</b>	<b>18</b>	<b>4-16</b>	<b>0-0</b>	<b>1-0</b>	<b>1</b>	<b>1</b>	<b>1-0</b>



## MATTHEW MALONEY

LB • 6-0 • 200 • \*SO. • SQ  
CLEMSON, S.C.  
D.W. DANIEL HS

TIGERS

Walk-on who has played 11 snaps over three career games.

**2020:** Played 11 snaps over three games, making one tackle ... made Clemson debut vs. The Citadel

**2019:** Did not appear in game action while rehabbing from a knee injury ... ACC Honor Roll selection.

**Before Clemson:** Played at D.W. Daniel High School.

**Personal:** Born Nov. 23, 2000 ... majoring in health science.

## MALONEY CAREER STATS

Year	G-S	Snaps	Hit	Asst	Tot	TFL	Sacks	Int	QB	PBU	CF-RF
2020	3-0	11	1	0	1	0-0	0-0	0-0	0	0	0-0



## JUSTIN MASCOLL

DE • 6-3 • 255 • \*JR. • 2VL  
SNELLVILLE, GA.  
SOUTH GWINNETT HS

TIGERS

Has 45 tackles (5.5 for loss), 2.0 sacks and a fumble recovery in 629 career snaps over 28 games (nine starts).

**2020:** Had 29 tackles (4.5 for loss), 2.0 sacks and a fumble recovery in 377 snaps over 12 games (nine starts) ... made first career start at Wake Forest, contributing four tackles ... had his first career sack and finished with five tackles vs. Virginia ... registered three tackles including a sack vs. No. 7 Miami ... had first career fumble recovery at Georgia Tech ... had three tackles (1.5 for loss) vs. Syracuse ... had four tackles, including one for loss, vs. Boston College ... had two tackles at No. 4 Notre Dame and at Virginia Tech ... added three tackles in Sugar Bowl vs. No. 3 Ohio State.

**2019:** Had 16 tackles (1.0 for loss) in 252 snaps over 15 games ... had three tackles at Syracuse ... credited with a half tackle for loss at NC State.

**2018:** Made Clemson debut vs. No. 16 NC State, playing eight snaps in his lone appearance of his redshirt season.

**Before Clemson:** No. 92 player in the nation by PrepStars, No. 102 player by ESPN and No. 142 player by 247Sports ... No. 12 defensive end in the nation by ESPN ... No. 16 player in Georgia by ESPN ... U.S. Army All-American Game participant ... had 59 tackles, 12.5 tackles for loss and seven sacks as a senior ... had 68 tackles, nine tackles for loss, eight sacks and 14 quarterback pressures as a junior ... coached by Steve Davenport at South Gwinnett High School ... recruited by Todd Bates, Mickey Conn and Tony Elliott.

**Personal:** Born Jan. 14, 2000 ... criminal justice major.

## MASCOLL CAREER STATS

Year	G-S	Snaps	Hit	Asst	Tot	TFL	Sacks	Int	QB	PBU	CF-RF
2018	1-0	8	0	0	0	0-0	0-0	0	0	0	0-0
2019	15-0	244	5	11	16	1-3	0-0	0-0	0	0	0-0
2020	12-9	377	13	16	29	4.5-10	2-7	0-0	0	0	0-1
<b>Totals</b>	<b>28-9</b>	<b>629</b>	<b>18</b>	<b>27</b>	<b>45</b>	<b>5.5-13</b>	<b>2-7</b>	<b>0-0</b>	<b>0</b>	<b>0</b>	<b>0-0</b>



## MAX MAY

WR • 6-1 • 190 • \*JR. • 2VL  
CLEMSON, S.C.  
D.W. DANIEL HS

TIGERS

Walk-on who has one reception in 58 career snaps over 18 games.

**2020:** Played 25 snaps over eight games ... caught a one-yard pass at Georgia Tech.

**2019:** Played 16 snaps over six games.

**2018:** Played 17 snaps in four games ... made his debut vs. Furman.

**Before Clemson:** Played at D.W. Daniel High School.

**Personal:** Majoring in marketing ... born March 5, 2000 ... two-time ACC Honor Roll selection (2018-19).

## MAY CAREER STATS

Year	G-S	Snaps	Rec	Yds	Avg	TD	LG
2018	4-0	17	0	0	---	0	---
2019	6-0	16	0	0	---	0	---
2020	8-0	25	1	1	1.0	0	1
<b>Totals</b>	<b>18-0</b>	<b>58</b>	<b>1</b>	<b>1</b>	<b>1.0</b>	<b>0</b>	<b>1</b>

# VETERAN BIOS



**MITCHELL MAYES**

OL • 6-3 • 300 • SO. • 1VL  
RALEIGH, N.C.  
LEESVILLE ROAD HS


TIGERS

Has played 61 snaps over four games in his career.

**2020:** Played 61 snaps over four games ... played 15 snaps in his debut at Wake Forest ... played 24 snaps vs. The Citadel ... played three snaps vs. Virginia ... played nine snaps vs. No. 7 Miami ... played eight snaps vs. Pittsburgh.

**Before Clemson:** Played for Ben Kolstad at Leesville Road High and at Sanderson High ... four-year starter ... all-conference as a sophomore, junior and senior ... two-time captain of his Leesville Road team ... helped Leesville Road to the state championship game in 2019 ... at the time of his signing, ranked as the No. 14 overall player in the nation by ESPN.com, which also called him the No. 2 offensive tackle in the nation and No. 2 player from the state of North Carolina ... ranked as the 64th-best player overall by PrepStar, which ranked him as the fourth-best offensive tackle in the nation and second-best player in North Carolina ... ranked No. 136 by Rivals.com overall, which ranked him as the third-best offensive tackle in the nation and fifth-best player from North Carolina ... selected to Under Armour All-American Game ... Shrine Bowl selection ... recruited to Clemson by Robbie Caldwell.

**Personal:** Born Sept. 30, 2002 ... enrolled at Clemson in January 2020 ... health science major.



**BUBBA McATEE**

S • 6-2 • 190 • \*FR. • RS  
CENTRAL, S.C.  
D.W. DANIEL HS

TIGERS

Walk-on who has played two games in his career.

**2020:** Made his debut on special teams vs. The Citadel ... also appeared vs. Pittsburgh.

**Before Clemson:** First-team All Region 1-AAAA pick at D.W. Daniel High School.

**Personal:** Pre-business major.

## McATEE CAREER STATS

Year	G-S	Snaps	Hit	Asst	Tot	TFL	Sacks	Int	QB	PBU	CF	RF
2020	2-0	0	0	0	0	0-0	0-0	0-0	0	0	0	0-0



**JACK McCALL**

CB • 5-11 • 200 • \*SR. • SQ  
MOUNT PLEASANT, S.C.  
WANDO HS

TIGERS

Walk-on who enters 2021 having appeared in four career games.

**2020:** Made season debut vs. The Citadel prior to suffering a season-ending injury.

**2019:** Made his debut on special teams vs. Charlotte ... played vs. Wofford and Wake Forest.

**2018:** Did not appear in game action.

**2017:** Redshirted.

**Before Clemson:** Lettered at Wando High School.

**Personal:** Earned degree in food science & human nutrition in May 2021 ... born Dec. 9, 1998.

## McCALL CAREER STATS

Year	G-S	Snaps	Hit	Asst	Tot	TFL	Sacks	Int	QB	PBU	CF	RF
2019	3-0	0	0	0	0	0-0	0-0	0-0	0	0	0	0-0
2020	1-0	0	0	0	0	0-0	0-0	0-0	0	0	0	0-0
Totals	4-0	0	0	0	0	0-0	0-0	0-0	0	0	0	0-0



**JORDAN McFADDEN**

OT • 6-2 • 300 • \*JR. • 2VL  
SPARTANBURG, S.C.  
DORMAN HS

TIGERS

Returning starter at tackle who enters 2021 having played 1,099 career snaps over 29 career games (12 starts).

**2020:** Started all 12 games at right tackle, playing 767 snaps as Clemson led the ACC as the only team to allow fewer than two sacks per game ... earned second-team All-ACC honors from PFF ... made first career start at Wake Forest, playing 65 snaps ... played 33 snaps in Clemson's shutout win vs. The Citadel, sharing team offensive player of the game honors ... played 90 snaps in helping Clemson exceed both 200 yards passing and 200 yards rushing against No. 7 Miami ... played 46 snaps at Georgia Tech as Clemson accumulated 671 yards ... played 86 snaps in Travis Etienne's three-touchdown performance against Syracuse, earning team offensive player of the game honors ... played 81 snaps vs. Boston College as Clemson scored 24 unanswered points to overcome an 18-point deficit ... played 65 snaps in helping D.J. Uiagalelei throw for 439 yards at No. 4 Notre Dame ... played 64 snaps vs. Pittsburgh ... played 47 snaps and earned team offensive player of the game honors at Virginia Tech ... played 54 snaps as Clemson produced 541 yards of offense in ACC Championship Game vs. No. 2 Notre Dame.

**2019:** Played 315 snaps over 14 games ... played 41 snaps vs. Georgia Tech in helping Clemson to its most rushing yards (411) in an opener since 1957 ... played 41 snaps in helping Clemson to 552 yards of total offense vs. Florida State ... played 42 snaps in helping Clemson exceed both 300 passing yards and 300 rushing yards vs. Boston College ... played 30 snaps in helping Clemson to 702 yards of offense against Wofford ... played 18 snaps vs. No. 22 Virginia en route to an ACC championship ... ACC Honor Roll selection.

**2018:** Played 17 snaps in three games while redshirting ... played six snaps in his debut vs. Furman ... also saw action against No. 16 NC State and Louisville.

**Before Clemson:** No. 10 player in South Carolina by ESPN, No. 14 player by 247Sports and No. 20 player by Rivals ... Shrine Bowl selection ... state lineman-of-the-year by The State ... helped Dorman High School to a 12-3 record and the state title game as a senior ... played basketball at Dorman High School and helped it to a 23-5 record as a junior ... coached by Dave Gutshall at Dorman High School ... recruited by Robbie Caldwell and Jeff Scott.

**Personal:** Born Nov. 16, 1999 ... majoring in sociology.



**ZAC McINTOSH**

OL • 5-11 • 285 • \*SR. • SQ  
BELTON, S.C.  
D.W. DANIEL HS

TIGERS

Walk-on who enters the 2021 season having appeared in 15 career snaps over four games.

**2020:** Played five snaps over two games ... played three snaps at Wake Forest ... played two snaps vs. Pittsburgh.

**2019:** Played 10 snaps in two games while redshirting ... made Clemson debut vs. Charlotte, playing two snaps ... played eight snaps vs. Wofford.

**Before Clemson:** Completed prep career at D.W. Daniel High School.

**Personal:** Criminal justice major.



**MATT McMAHAN**

LB • 6-0 • 220 • \*SO. • SQ  
DENVER, N.C.  
NORTH LINCOLN HS

TIGERS

Walk-on who enters 2021 having appeared in three career games.

**2020:** Made season debut vs. The Citadel.

**2019:** Made his debut vs. Charlotte ... played on special teams vs. Wofford ... ACC Honor Roll member.

**Before Clemson:** Competed at North Lincoln High School.

**Personal:** Born March 19, 2000 ... majoring in economics.

## McMAHAN CAREER STATS

Year	G-S	Snaps	Hit	Asst	Tot	TFL	Sacks	Int	QB	PBU	CF	RF
2019	2-0	0	0	0	0	0-0	0-0	0-0	0	0	0	0-0
2020	1-0	4	0	0	0	0-0	0-0	0-0	0	0	0	0-0
Totals	3-0	4	0	0	0	0-0	0-0	0-0	0	0	0	0-0



**R.J. MICKENS**

S • 6-0 • 200 • SO. • 1VL  
SOUTHLAKE, TEXAS  
CARROLL HS

TIGERS

Has played 36 career snaps in 10 games with two tackles.

**2020:** Credited with two tackles in 36 snaps over 10 games ... thrust into action defensively late in double overtime game at No. 4 Notre Dame.

**Before Clemson:** Played for Riley Dodge at Carroll High School ... had 211 career tackles, eight interceptions and 40 passes defended and added 61 receptions for 1,092 yards and 14 touchdowns ... had 29 career punt returns for 574 yards ... had 19 tackles, a tackle for loss and three passes broken up in limited action and added seven punt returns for 121 yards in 2019 ... had 57 tackles in 2018, adding two interceptions, five pass breakups and a tackle for loss with 14 punt returns for 294 yards ... as a sophomore in 2017, had three tackles for loss, two interceptions and 15 passes defended ... selected to U.S. Army All-American Bowl ... No. 33 overall player in the nation, the second-best safety and fourth-best player in Texas by PrepStar ... 247Sports ranked him as the No. 98 overall player, the seventh-best safety and the 15th-best player in the state of Texas ... ESPN.com listed him as the No. 138 overall player, the 12th-best safety and the 22nd-best player in Texas ... No. 194 overall player in the nation by Rivals.com ... recruited to Clemson by Mickey Conn.

**Personal:** Born July 10, 2001 ... son of former All-American defensive back Ray Mickens Sr., who played at Texas A&M ... Ray Mickens Sr. was a third-round pick in the 1996 NFL Draft by the Jets, for whom he played for eight seasons, and played one year in Cleveland for a total of 146 career NFL games ... enrolled at Clemson in January 2020 ... pre-business major.

## MICKENS CAREER STATS

Year	G-S	Snaps	Hit	Asst	Tot	TFL	Sacks	Int	QB	PBU	CF	RF
2020	10-0	36	1	1	2	0-0	0-0	0-0	0	0	0	0-0



**MYLES MURPHY**

DE • 6-5 • 275 • SO. • 1VL  
MARIETTA, GA.  
HILLGROVE HS

TIGERS

Made an instant impact in 2020, earning freshman All-America honors from several outlets in 2020 ... has 51 tackles



# VETERAN BIOS

(12.0 for loss), 4.0 sacks, three forced fumbles and a pass breakup in 414 snaps over 12 games (six starts).

**2020:** Freshman All-American by The Athletic, ESPN, Rivals and the Football Writers Association of America ... named ACC Co-Newcomer of the Year by the AP ... third-team All-ACC pick by PFF ... had 51 tackles (including a team-high 12.0 for loss), 4.0 sacks, three forced fumbles and a pass breakup in 414 snaps over 12 games (six starts) ... his 12 tackles for loss were the most by a Tiger first-year freshman in history ... first Clemson true freshman in the Dabo Swinney era to record three forced fumbles in a season as well as the first Clemson freshman (true or redshirt) with three forced fumbles in a season since redshirt freshman Ed McDaniel in 1988 ... along with fellow true freshmen Bryan Bresee and Trenton Simpson, their four sacks each tied William Perry (4.0 in 1981), Ricky Sapp (4.0 in 2006) and Shaq Lawton (4.0 in 2013) for third-most sacks by a Clemson true freshman all-time ... shined in his debut at Wake Forest with a team-high seven tackles (three for loss) including two sacks ... he and fellow Bresee became the first Clemson first-year freshmen to record a sack in a season opener since Dexter Lawrence and Tre Lamar in 2016, and Murphy became the first true freshman to post 2.0 sacks in a game since Lawrence in the 2016 ACC Championship Game ... tied for the team lead with 2.0 tackles for loss among his three tackles vs. The Citadel, also forcing a fumble ... had a six-tackle performance vs. Virginia ... added five tackles including a half-sack vs. No. 7 Miami ... had four tackles (1.5 for loss), a sack and a forced fumble at Georgia Tech, sharing team defensive player of the game honors ... made five tackles (one for loss) at No. 4 Notre Dame ... added a tackle vs. Pittsburgh ... had seven tackles (one for loss) and a forced fumble at Virginia Tech ... contributed six tackles (1.5 for loss) and a pass breakup in Sugar Bowl vs. No. 3 Ohio State.

**Before Clemson:** Played for Phillip Ironside at Hillgrove High School ... as a senior in 2019, had 53 tackles, including 19 tackles for loss, 10.5 of which were sacks ... in 2018, had 55 total tackles, 16 tackles for loss and seven sacks ... helped team to the quarterfinals of the state 7A playoffs and the team finished 12-1, the most wins in school history ... No. 3 overall player in the nation by ESPN.com, which also listed him as the No. 2 defensive end in the nation and No. 1 player in state of Georgia ... No. 5 overall player in the nation, the top defensive end and the top player in Georgia by PrepStar ... No. 5 overall player in the nation by 247Sports, the top defensive end and No. 1 player in Georgia ... Rivals.com ranked him as the No. 9 overall player in the nation, No. 2 defensive end and top player in Georgia ... U.S. Army All-American Bowl selection ... recruited to Clemson by Brandon Streeter and Lemanski Hall.

**Personal:** Born Jan. 3, 2002 ... majoring in construction science & management ... plans to follow a similar path as his brother, an engineering major, and has expressed aspirations of becoming an architect ... enrolled at Clemson in January 2020 ... his father, Willard, played at Chattanooga, and his older brother, Maxwell, played at NAIA Worcester Polytechnic.

MURPHY CAREER STATS												
Year	G-S	Snaps	Hit	Ass	Tot	TFL	Sacks	Int	QB	PBU	CF	RF
2020	12-6	414	29	22	51	12-59	4-25	0-0	8	1	3-0	



**JOSEPH NGATA**

WR • 6-3 • 220 • JR. • 2VL  
FOLSOM, CALIF.  
FOLSOM HS

TIGERS

Has 24 receptions for 323 yards and three touchdowns in 426 snaps over 22 games (three starts) ... averaging 23.2 yards on 14 kickoff returns.

**2020:** Caught seven passes for 83 yards in 122 snaps over seven games (three starts) while battling injury for much of the year ... caught three passes for 48 yards at Wake Forest ... limited by an abdominal injury vs. The Citadel and Virginia ... held out as a precaution vs. No. 7 Miami.

**2019:** Had 17 catches for 240 yards and three receiving touchdowns in 304 snaps over 15 games ... also averaged 23.2 yards on 14 kickoff returns ... caught a 12-yard pass in his college debut vs. Georgia Tech ... caught his first career touchdown pass vs. Charlotte, catching a 37-yard score from Chase Brice while leading Clemson in receptions (three) and receiving yards (62) ... averaged 37.5 yards on two kickoff returns at North Carolina, sharing team special teams player of the game honors ... contributed a six-yard touchdown reception and averaged 30.5 yards on two kickoff returns at Louisville, sharing team special teams player of the game honors ... had 42 yards and a touchdown on two receptions vs. Wake Forest.

**Before Clemson:** No. 21 overall player in the nation by Rivals, fourth-best player from the state of California and fifth-best wide receiver ... 247Sports ranked Ngata as 39th-best overall player, the ninth-best from California and eighth-best wide receiver ... listed as 28th-best overall player in the nation by Tom Lemming ... ESPN.com rated him as its No. 159 overall player ... led his team to the state title each of his final two years ... led Folsom High in the 2018 state championship win on Dec. 14 with nine receptions for 103 yards and a score; his touchdown catch with under two minutes left sent the game into overtime ... team finished 14-1 in 2018 ... had 188 career receptions for 3,682 yards and 55 touchdowns ... had a 39-3 record in his three years on the varsity ... had a touchdown catch in 36 of 42 career games ... had 17-yard average on rushing plays (17-236) ... in 2018, had 66 catches for 1,272 yards and 22 scores, a 19.3-yard average ... had six 100-yard receiving games ... caught a touchdown in each of his last 10 games and 13 of the 15 games in 2018 ... added 8-86 rushing ... in 2017, had career-high 81 receptions for 1,777 yards and 26 scores ... averaged 22 yards per catch ... led team to a 16-0 record with seven 100-yard receiving games, including two games with at least 200 yards ... had 12-202 against Oakdale High in 2017 ... had 8-213 and career high four touchdowns against St. Mary's in 2017 ... caught at least one TD pass in 14 of 16 games ... had 41-633 receiving and seven touchdowns as a sophomore ... had 9-139 receiving in his first career high school game in 2016 ... had a touchdown catch in seven of 11 games in 2016 ... played for Kris Richardson ... primary Clemson recruiter was Jeff Scott ... first Tiger signee from California since Bobby Forbes in 1991 ... played in All-American Bowl ... enrolled at Clemson in January 2019.

**Personal:** Born Jan. 9, 2001 ... majoring in psychology ... last name pronounced: enn-GOT-uh.

NGATA CAREER STATS												
Year	G-S	Snaps	Rec	Yds	Avg	TD	LG	Yds	TD	KOR		
2019	15-0	304	17	240	14.1	3	37	0	0	0	14-325	
2019	7-3	122	7	83	11.9	0	19	0	0	0	0-0	
Totals	22-3	426	24	323	13.5	3	37	0	0	0	0-0	



**RUKEY ORHORHORO**

DT • 6-4 • 295 • \*SO. • 1VL  
LAGOS, NIGERIA  
RIVER ROUGE (MICH.) HS

TIGERS

Enters 2021 credited with five tackles (1.5 for loss) including a half-sack) in 117 career snaps over 14 games.

**2020:** Limited to 33 defensive snaps over four games, qualifying for a medical redshirt after missing most of the season with an injury sustained in season

opener at Wake Forest ... saw limited action at Virginia Tech, vs. No. 2 Notre Dame and No. 3 Ohio State.

**2019:** Had five tackles (1.5 for loss) including a half-sack) in 84 snaps over nine games ... made his debut vs. Georgia Tech ... played in wins at Syracuse and vs. Charlotte ... made one tackle vs. Boston College ... added two tackles (one for loss) vs. Wofford ... split a sack vs. Wake Forest ... had one tackle at South Carolina.

**Before Clemson:** Played high school football in Michigan, becoming the first Tiger signee from Michigan since 1975 (Joe Carolan) ... played just two years of high school football ... ranked as 15th-best overall player in Michigan by 247Sports, 18th-best by Rivals.com and 17th-best in Michigan by ESPN.com ... born in Nigeria and came to the United States when he was nine ... played basketball as a youth and in high school ... averaged a double-double as a sophomore ... the week after his sophomore season of basketball ended in the state semifinals, he met with the school's football coaches and decided to join the team for spring practice ... did not play his first football game until the fall of 2017 ... had solid 2017 and received some offers from Michigan and Michigan State ... as a senior in 2018, had 13 sacks and 22 tackles for loss to go with 60 tackles ... played his high school football at River Rouge High School for Corey Parker ... Clemson recruiters were Brent Venables and Lemanski Hall ... enrolled at Clemson in January 2019.

**Personal:** Has three cousins who played or are still playing college football, Michael Ojemudia (Iowa), Mario Ojemudia (Michigan) and Ovie Oghoufo (Notre Dame) ... born Oct. 13, 2001 ... rhymes with juke; last name pronounced oh-ROH-roh-roh ... majoring in sociology ... did a microinternship with Synnex in 2019.

ORHORHORO CAREER STATS												
Year	G-S	Snaps	Hit	Ass	Tot	TFL	Sacks	Int	QB	PBU	CF	RF
2019	10-0	84	3	2	5	1.5-5	0.5-4	0-0	1	0	0-0	
2020	4-0	33	0	0	0	0-0	0-0	0-0	1	0	0-0	
Totals	14-0	117	3	2	5	1.5-5	0.5-4	0-0	2	0	0-0	



**KOBE PACE**

RB • 5-10 • 215 • \*SO. • 1VL  
CEDARTOWN, GA.  
CEDARTOWN HS

TIGERS

Has 75 yards on 18 carries as well as five receptions for 26 yards and a touchdown in 50 snaps over nine games.


**2020:** Rushed 18 times for 75 yards and had five catches for 26 yards with a touchdown in 50 snaps over nine games ... did not get stopped for negative yardage on any of his 18 carries ... carried six times for 22 yards in his debut at Wake Forest ... gained 21 yards on four carries and another 21 yards on two catches including a receiving touchdown at Georgia Tech.

**Before Clemson:** Played running back and linebacker for Doyle Kelley at Cedartown High School ... had 1,471 yards on 211 carries and added 25 receptions for 358 yards for 1,829 yards from scrimmage as a senior; had 12 rushing touchdowns, two receiving touchdowns and two on kickoff returns ... had 33 tackles, including 6.5 tackles for loss with 4.5 sacks on defense ... Region 5A Player of the Year ... as a junior, had 721 yards rushing on 93 attempts ... Two-Way Player of the Year (Ironman Award) in Region 5A ... all-state by Georgia Coaches Association ... played football, basketball and baseball in high school ... recruited by Mike Reed and Tony Elliott ... enrolled at Clemson in June 2020.

**Personal:** Born May 18, 2001 ... special education major ... legally changed his last name from Pryor to Pace in April 2020.

PACE CAREER STATS												
Year	G-S	Snaps	Car	Yds	Avg	TD	LG	Rec	Yds	TD		
2020	9-0	50	18	75	4.2	0	16	5	26	1		

# VETERAN BIOS



## WALKER PARKS

OL • 6-5 • 295 • SO. • 1VL  
LEXINGTON, KY.  
FREDERICK DOUGLASS HS

TIGERS

Has played 199 career snaps over 11 games.

**2020:** Carved out a key reserve role as a true freshman, garnering freshman All-America honors from ESPN after playing 199 snaps over 11 games and helping Clemson lead the ACC as the only team to allow fewer than two sacks per game ... played 26 snaps in his debut at Wake Forest ... played 24 snaps vs. The Citadel ... played 48 snaps at Georgia Tech ... played 35 snaps vs. Pittsburgh ... played 14 snaps and produced a memorable de-cleating block in ACC Championship Game vs. No. 2 Notre Dame.

**Before Clemson:** Played for Brian Landis at Frederick Douglass High, where the two-year captain did not allow a sack in 15 games as a senior ... first-team all-state and earned 5A district player of the year ... added 32 tackles, including 11.5 tackles for loss with 6.5 sacks ... unanimous top-100 player nationally ... Rivals.com ranked Parks as the No. 59 best player in the nation, eighth-best at his position and the No. 2 player in Kentucky ... was listed as the 63rd-best overall player, eighth-best offensive tackle and best player in Kentucky by PrepStar ... No. 71 overall player by 247Sports, seventh-best at his position and second-best in the state of Kentucky ... No. 89 overall player in the nation by ESPN.com, the 13th-best offensive tackle and second-best player in Kentucky ... recruited to Clemson by Robbie Caldwell.

**Personal:** Born Oct. 19, 2001 ... pre-business major who enrolled at Clemson in the summer of 2020 ... first Tiger signee from Kentucky since Justin Miller in 2002.



## KANE PATTERSON

LB • 6-1 • 225 • JR. • 2VL  
BRENTWOOD, TENN.  
CHRIST PRESBYTERIAN ACADEMY

TIGERS

Has 34 tackles (3.0 for loss), a sack, a fumble recovery and an interception in 202 snaps in 25 career games.

**2020:** Had 23 tackles (2.0 for loss), a fumble recovery and an interception in 138 snaps over 12 games ... added two tackles at Wake Forest ... had a tackle for loss vs. The Citadel ... had a tackle and his first career interception vs. No. 7 Miami ... added four tackles and a 57-yard fumble return vs. Pittsburgh ... had four tackles (one for loss) at Virginia Tech ... had a career-high seven tackles vs. No. 3 Ohio State in the Sugar Bowl.

**2019:** Played 64 defensive snaps in 13 games, compiling 11 tackles and a sack ... made his debut on special teams vs. Georgia Tech ... had his first career sack vs. Florida State ... had three tackles vs. Boston College ... had three tackles vs. No. 22 Virginia in the ACC Championship Game ... ACC Honor Roll selection.

**Before Clemson:** National top-300 player by three services ... No. 138 overall player in the nation by 247Sports, which also listed him as the seventh-best player in Tennessee and 12th-best inside linebacker ... ranked No. 202 overall and fifth-best inside linebacker by PrepStar ... ESPN ranked Patterson No. 262 overall and sixth-best player in Tennessee and sixth-best inside linebacker ... had 647 yards rushing on 92 carries in 2018 ... had 16 touchdowns ... had 59 tackles, 12 tackles for loss, including four sacks ... led team to state title Division II AA ... MVP of state title game, he had 13 carries for 110 yards and two touchdowns and

had seven tackles on defense ... found out the next day he was invited to All-American Bowl in San Antonio ... as a junior in 2017, had 1,003 yards rushing in just 110 carries, a 9.1 average ... had 23 touchdowns and four 100-yard rushing games ... played just 12 games, he suffered knee injury in state playoffs of 2017 ... had 64 tackles on defense in those 12 games and had 12.5 tackles for loss ... in 2016 as a sophomore, had 141 yards rushing and 27 tackles on defense ... for career, had 42 touchdowns, all rushing, in 5 games ... finished with 1,794 yards rushing on 227 carries, 7.9 yards per rush ... had 258 career tackles, including 38.5 tackles for loss, 13 of which were sacks ... played at Christ Presbyterian Academy for Coach Ingle Martin ... Clemson recruiter was Lemanski Hall.

**Personal:** Born Dec. 15, 2000 ... pre-business major.

### K. PATTERSON CAREER STATS

Year	G-S	Snaps	Hit	Ass	Tot	TFL	Sacks	Int	QB	PBU	CF-RF
2019	13-0	64	8	3	11	1-7	1-7	0-0	0	0	0-0
2020	12-0	138	15	8	23	2-5	0-0	1-8	1	0	0-1
<b>Totals</b>	<b>25-0</b>	<b>202</b>	<b>23</b>	<b>11</b>	<b>34</b>	<b>3-12</b>	<b>1-7</b>	<b>1-8</b>	<b>1</b>	<b>0</b>	<b>0-1</b>



## JALYN PHILLIPS

S • 6-1 • 210 • JR. • 2VL  
LAWRENCEVILLE, GA.  
ARCHER HS

TIGERS

Has 23 career tackles (0.5 for loss), two pass breakups and an interception in 196 snaps over 25 games (one start).

**2020:** Had 16 tackles (0.5 for loss), two pass breakups and an interception in 149 snaps over 11 games (one start) ... made first career start vs. No. 7 Miami with five tackles (0.5 for loss) and a pass breakup ... had his first career interception vs. Syracuse, recording a pick in the endzone one play after he hustled to make a touchdown-saving tackle on a 61-yard carry ... had six tackles at Virginia Tech ... had three tackles in ACC Championship Game vs. No. 2 Notre Dame.

**2019:** Credited with seven tackles in 47 defensive snaps over 14 games ... made his debut vs. Georgia Tech ... ACC Honor Roll selection.

**Before Clemson:** Rated as the 28th-best safety in the nation by ESPN ... Rivals.com also ranked him No. 28 among safeties ... three-year starter who finished his career with 198 tackles, 127 solos and 71 assists ... had six tackles for loss, two interceptions, 12 passes defended, on caused fumble, three recovered fumbles and a blocked punt ... had 16 receptions for 178 yards and a touchdown ... in 2017, was an all-regional defense back ... played at Archer High School for Andy Dyer ... primary Clemson recruiter was Mickey Conn.

**Personal:** Born Aug. 20, 2001 ... first name is pronounced JAY-lynn ... majoring in communication.

### PHILLIPS CAREER STATS

Year	G-S	Snaps	Hit	Ass	Tot	TFL	Sacks	Int	QB	PBU	CF-RF
2019	14-0	47	6	1	7	0-0	0-0	0-0	0	0	0-0
2020	11-1	149	7	9	16	0.5-1	0-0	1-5	0	2	0-0
<b>Totals</b>	<b>25-1</b>	<b>196</b>	<b>13</b>	<b>10</b>	<b>23</b>	<b>0.5-1</b>	<b>0-0</b>	<b>1-5</b>	<b>0</b>	<b>2</b>	<b>0-0</b>



## TAISUN PHOMMACHANH

QB • 6-3 • 220 • \*SO. • SQ  
BRIDGEPORT, CONN.  
AVON OLD FARMS SCHOOL

TIGERS

Has completed 11-29 passes for 73 yards and having rushed for 81 yards on 19 carries in 86 snaps over seven games.

**2020:** Completed 5-17 passes for 17 yards and rushed seven times for 25 yards in 43 snaps over four games ... completed 2-4 passes for nine yards with

an interception and added a seven-yard rush at Wake Forest ... went 1-5 passing and gained 13 yards on two carries vs. The Citadel ... completed 2-7 passes for nine yards and rushed twice for two yards at Georgia Tech.

**2019:** Played 43 snaps over three games while red-shirting, completing 6-12 passes for 56 yards and rushing for 56 yards on 12 carries ... rushed five times for 21 yards in his debut vs. Georgia Tech ... completed 5-9 passes for 52 yards and rushed twice for 19 yards vs. Charlotte ... completed a four-yard pass and rushed five times for 16 yards vs. Florida State.

**Before Clemson:** Ranked as 166th-best overall player in the nation by ESPN.com, who also call him the No. 1 player in Connecticut and eighth-best pocket passing quarterback in the nation ... Rivals.com listed him as best player in Connecticut and fifth best quarterback in the nation ... 247Sports ranked him as the fifth-best player in Connecticut and third-best quarterback in the nation ... played for Pierce Brennan ... played two years at Harding High School in Bridgeport and two at Avon Old Farms Prep ... for his high school career, he completed 339-556 passes for 5,224 yards and 46 touchdowns against 12 interceptions ... had 300 rushes for 1,264 yards and 25 touchdowns, giving him 6,492 yards of total offense and 71 touchdowns ... had his best year in 2017 when he had passing efficiency of 205 ... completed 135-192 passes for 2,253 yards and 22 touchdowns against one interception at Avon Old Farms in 2017 ... had 122 carries for 633 yards for another 17 touchdowns ... accounted for 39 touchdowns in nine games ... had injury plagued 2018 and played just six games ... was 73-128 for 1,066 yards and nine scores ... had a career passing efficiency of 162 ... primary Clemson recruiter was Brandon Streeter ... enrolled at Clemson in January 2019.


**Personal:** Born Sept. 25, 2000 ... majoring in psychology ... name is pronounced Tyson; PUMA-chon.

### PHOMMACHANH CAREER STATS

Year	G-S	Snaps	Passing									
			C-A-I	Yds	TD	LG	Pct	Y/A	Y/C	Y/G	Eff	
2019	3-0	43	6-12-1	56	0	20	50.0	4.7	9.3	18.7	72.5	
2020	4-0	43	5-17-1	17	0	6	29.4	1.0	3.4	4.3	26.1	
<b>Totals</b>	<b>7-0</b>	<b>86</b>	<b>11-29-2</b>	<b>73</b>	<b>0</b>	<b>20</b>	<b>37.9</b>	<b>2.5</b>	<b>6.6</b>	<b>10.4</b>	<b>45.3</b>	

### Rushing & Total Offense

Year	Car	Yds	Y/C	Y/G	TD	LG	PL	Tot	TDR	Y/G
2019	12	56	4.7	18.7	0	12	24	112	0	37.3
2020	7	25	3.6	6.3	0	7	24	42	0	10.5
<b>Totals</b>	<b>19</b>	<b>81</b>	<b>4.3</b>	<b>11.6</b>	<b>0</b>	<b>12</b>	<b>48</b>	<b>154</b>	<b>0</b>	<b>22.0</b>



## B.T. POTTER

PK • 5-10 • 180 • SR. • 3VL  
ROCK HILL, S.C.  
SOUTH POINTE HS

TIGERS

Is 32-45 on field goals and 147-148 on PATs in 42 career games (27 starts) ... averaging 63.5 yards on 299 kickoffs with 231 touchbacks ... opened his career converting his first 122 consecutive PATs, a school record ... holds the CFP National Championship Game record for longest field goal, making a 52-yarder against LSU, one of his school-record-tying five field goals of 50+ yards.

**2020:** Lou Groza Award semifinalist ... All-ACC Academic Team selection ... was 18-23 on field goals (with three blocked) and 61-62 on PATs in 12 games ... was the only player in the nation with 15+ field goals and 70+ touchbacks ... his 115 points in 2020 were fourth-most in school history and three shy of his single-season career high from 2019 ... the 115 points were also sixth-most in the country and the second-most by a kicker ... earned team special teams player of the game honors for a standout performance at Wake Forest in the season opener, finishing 3-3 on field goals and four-for-four on PATs ... his third PAT against Wake Forest was his 89th in 89 career attempts, breaking



# VETERAN BIOS

Clemson's all-time record for consecutive extra points made (88 by Mark Buchholz from 2007-08) ... also tied his career long with a 52-yard field goal in that game ... finished 6-6 on PATs vs. The Citadel ... went 2-2 on field goals and 5-5 on PATs vs. Virginia, earning team special teams player of the game honors after becoming the fifth player in Clemson history to reach 100 career PATs ... was 6-6 on PATs vs. No. 7 Miami ... went 8-8 on PATs and converted a 30-yard field goal at Georgia Tech ... went 5-5 on PATs and 2-3 on field goals vs. Syracuse ... went 2-2 on field goals vs. Boston College, including a 50-yarder that was his school-record-tying fifth career field goal of 50+ yards ... went 2-3 on PATs vs. Boston College, missing his third PAT attempt of the game (the first PAT miss of his career) to end his school-record streak of 122 consecutive PATs ... shared team special teams player of the game honors after he had a career-high four field goals on four attempts at No. 4 Notre Dame, connecting on field goals of 25, 45, 46 and 30 yards to become the first Tiger to make four field goals in a game since Chandler Catanzaro at Maryland in 2013 ... scored 10 points vs. Pittsburgh, including a 7-7 performance on PATs and a 1-2 mark on field goals ... went 1-for-1 on field goals and 6-6 on PATs at Virginia Tech, earning team special teams player of the game ... was 2-for-2 on field goals and 4-for-4 on PATs in ACC Championship Game vs. No. 2 Notre Dame ... went 4-4 on PATs in Sugar Bowl vs. No. 3 Ohio State.

**2019:** Was 13-21 on field goal and 79-79 on PATs and with 79 touchbacks on 100 kickoffs with a national-best 63.8-yard kickoff average in 15 games ... made first start at placekicker vs. Georgia Tech, going 7-7 on PATs and kicking a 51-yard field goal ... went 1-2 on field-goal attempts and 3-3 on PATs vs. No. 12 Texas A&M ... converted 2-3 field goals and was 5-for-5 on PATs at Syracuse, earning team special teams player of the week honors ... tied his career long with a 51-yard field goal in the midst of a 1-1 performance on field goals and 4-for-4 effort on PATs at Louisville, sharing team special teams player of the game honors ... was 8-8 on PATs and 1-2 on field goals vs. Boston College ... was 1-2 on field goals with both attempts from 35 yards vs. Wofford, in addition to finishing 8-8 on PATs in the contest ... was 7-7 on PATs at NC State ... posted another 7-7 performance on PATs and converted a 35-yard field goal attempt vs. Wake Forest ... converted field goal attempts of 47 and 24 yards and went 8-for-8 on PATs vs. No. 22 Virginia in the ACC Championship Game, sharing team special teams player of the game honors ... went 3-3 on PATs vs. No. 2 Ohio State in the Fiesta Bowl, breaking Greg Huegel's Clemson record for PATs with his 77th PAT of the season ... had a career-long 52-yard field goal vs. No. 1 LSU, his third field goal of 50 yards or more in 2019 to tie Richard Jackson's school record for 50-yard field goals in a season from 2009 ... ACC Honor Roll selection.

**2018:** Earned the kickoff role as a true freshman and became a weapon, finishing third in the nation with 79 touchbacks ... averaged 63.8 yards on 114 kickoffs with 79 touchbacks (69.3 percent) while also posting a 1-1 mark on field goals and a 7-7 mark on PATs ... earned co-special teams player of the week honors at Florida State, registering six touchbacks on 10 kickoffs, going 5-5 on PATs and recording his first career field goal (24) ... earned the honor again with seven touchbacks on eight kickoffs vs. No. 1 Alabama in the National Championship Game.

**Before Clemson:** No. 1 placekicker in the nation by Chris Sailer, No. 2 by Rivals, No. 3 by 247Sports and No. 7 by ESPN ... U.S. Army All-American Game participant ... was 31-45 on field-goal attempts and made 211 extra-point attempts in his career ... was 12-17 on field-goal attempts and 77-81 on extra-point attempts as a senior ... helped his team four state titles ... had 117 touchbacks on 126 kickoffs as a senior ... was 11-15 on field-goal attempts and 49-54 on extra-point attempts as a junior ... was 4-7 on field-goal attempts and

40-45 on extra-point attempts as a sophomore ... was 4-6 on field-goal attempts and 45-51 on extra-point attempts as a freshman ... coached by Strait Herron at South Pointe High School ... recruited by Danny Pearman and Jeff Scott.

**Personal:** Born Feb. 21, 2000 ... majoring in sports communication.

## POTTER CAREER STATS

Year	G-S	11-29	30-39	40-49	50+	Total	HB	LG	PAT	Pts
2018	15-0	1-1	0-0	0-0	0-0	1-1	0	24	7-7	10
2019	15-15	4-5	3-6	3-7	3-3	13-21	0	52	79-79	118
2020	12-12	5-5	5-8	6-7	2-3	18-23	0	52	55-56	109
<b>Totals</b>	<b>42-27</b>	<b>10-11</b>	<b>8-14</b>	<b>9-14</b>	<b>5-6</b>	<b>32-44</b>	<b>0</b>	<b>52</b>	<b>141-142</b>	<b>237</b>



## LUKE PRICE

TE • 6-2 • 235 • ^\*SR. • 1VL  
DILLON, S.C.  
DILLON CHRISTIAN SCHOOL

TIGERS

Has played 18 career games (one start) with four catches for 41 yards ... moved from linebacker to tight end in 2019.

**2020:** Missed the entire season after suffering a knee injury in fall camp.

**2019:** Had four catches for 41 yards in 203 snaps over 15 games (one start) ... saw first career action at tight end vs. Georgia Tech ... had his first career reception on a 19-yard pass vs. Charlotte.

**2018:** Played on special teams in three games ... made his debut vs. Duke.


**2017:** Redshirted.

**Before Clemson:** Lettered at Dillon Christian School.

**Personal:** Born Sept. 22, 1998 ... his brother, Philip, was an offensive tackle at Clemson ... earned his degree in health science in December 2020 ... completed a microinternship at Memorial Hospital in Jacksonville, Fla. in 2019.

## PRICE CAREER STATS

Year	G-S	Snaps	Rec	Yds	Avg	TD	LG
2018	3-0	0	0	0	---	0	---
2019	15-1	203	4	41	10.2	0	19
<b>Totals</b>	<b>18-1</b>	<b>203</b>	<b>4</b>	<b>41</b>	<b>10.2</b>	<b>0</b>	<b>19</b>



## WILL PUTNAM

OL • 6-4 • 300 • JR. • 2VL  
TAMPA, FLA.  
PLANT HS

TIGERS

Returning starter at guard who enters 2021 having played 982 career snaps over 23 career games (12 starts).

**2020:** Started all 12 games, playing 790 snaps ... All-ACC Academic Team selection ... made his first career start at Wake Forest, playing 65 snaps ... played 68 snaps vs. Virginia ... played 89 snaps against No. 7 Miami ... played 41 snaps at Georgia Tech ... played 78 snaps against Syracuse ... played 81 snaps vs. Boston College ... played 79 snaps at No. 4 Notre Dame ... played 76 snaps vs. Pittsburgh ... played 47 snaps at Virginia Tech ... played 63 snaps in ACC Championship Game vs. No. 2 Notre Dame ... played 70 snaps in Sugar Bowl vs. No. 3 Ohio State.

**2019:** Played 192 snaps over 11 games ... played 16 snaps in his debut vs. Georgia Tech ... played 29 snaps vs. Florida State ... played 34 snaps vs. Boston College ... ACC Honor Roll selection.

**Before Clemson:** Ranked No. 80 overall player in the nation by 247Sports, third-best offensive guard in the nation and 11th-best overall player in Florida ... No. 106 overall player by Rivals, No. 7 offensive guard and No. 14 player in Florida ... ESPN.com listed him as No. 116 overall player, No. 5 offensive guard and No.

15 player in Florida ... played in US Army All-American game in San Antonio on Jan. 5 ... played for Robert Werner at Plant High School in Tampa the last two years ... played at Glenwood High School in Chatham, Ill. as a freshman and sophomore ... father is with the U.S. Army and his job was the reason for the transfer ... had 63 tackles in 2018 with eight tackles for loss, five of which were sacks ... had 31 tackles, including 3.5 tackles for loss in 2016 at Glenwood High ... wrestler who competed in state heavyweight tournament as a freshman at Glenwood in 2016 ... was the Florida state champion as a heavyweight in 2018 with a 25-0 record for the season ... recruited by Robbie Caldwell and Tony Elliott ... enrolled at Clemson in January 2019.

**Personal:** Born Aug. 13, 2000 ... pre-business major.



## KLAYTON RANDOLPH

DE • 6-2 • 250 • \*JR. • SQ  
GAFFNEY, S.C.  
GAFFNEY HS

TIGERS

Walk-on who has played five career snaps over four games.

**2020:** Made season debut vs. Pittsburgh.


**2019:** Played four snaps over three games ... made his debut vs. Boston College, recording one tackle ... ACC Honor Roll selection.

**Before Clemson:** Competed at Gaffney High School.

**Personal:** Born Dec. 27, 1999 ... biological sciences major ... active volunteer with Helping Hands of Clemson, which provides support for children who have been subject to abuse and neglect.

## RANDOLPH CAREER STATS

Year	G-S	Snaps	Hit	Ass	Tot	TFL	Sacks	Int	QB	PBU	CF-RF
2019	3-0	4	1	0	1	0-0	0-0	0-0	0	0	0-0
2020	1-0	1	0	0	0	0-0	0-0	0-0	0	0	0-0
<b>Totals</b>	<b>4-0</b>	<b>5</b>	<b>1</b>	<b>0</b>	<b>1</b>	<b>0-0</b>	<b>0-0</b>	<b>0-0</b>	<b>0</b>	<b>0</b>	<b>0-0</b>



## HUNTER RAYBURN

OL • 6-4 • 320 • \*SO. • 1VL  
PENSACOLA, FLA.  
PENSACOLA HS

TIGERS

Enters 2021 having played 97 career snaps over 10 games.

**2020:** Played 57 snaps over six games ... made season debut vs. The Citadel, playing 11 snaps ... played six snaps vs. No. 7 Miami ... played 30 snaps at Georgia Tech ... played one snap at Virginia Tech and in ACC Championship Game vs. No. 2 Notre Dame.

**2019:** Played 40 snaps over four games while redshirting ... played 14 snaps vs. Boston College ... ACC Honor Roll selection.

**Before Clemson:** Ranked as 18th-best offensive guard in the nation by ESPN ... 247Sports ranked him as 27th-best offensive guard ... played his first three years of high school football at West Florida Tech ... team reached second round of the state playoffs in 2016 and Final Four in 2017 ... played baseball as a pitcher and first baseman at West Florida Tech ... transferred to Pensacola High School for his senior year and played baseball in 2018 and football in the fall ... played in all-area All-Star game on Dec. 14, 2018 ... played his senior year of high school football at Pensacola High for Mike Mincy ... won Pensacola High FCA Award for 2018 ... named to National Honor Society ... primary Clemson recruiters were Jeff Scott and Robbie Caldwell ... enrolled at Clemson in January 2019.

**Personal:** Born Dec. 6, 2000 ... construction science major.

# VETERAN BIOS



## DARIEN RENCHER

RB • 5-8 • 195 • ^+\*SR. • 3VL  
ANDERSON, S.C.  
T.L. HANNA HS

TIGERS

21

Original walk-on turned team and community leader who enters 2021 having had 74 carries for 375 yards and three touchdowns in 150 snaps over 35 career games.

**2020:** Won the Disney Spirit Award, presented annually to college football's most inspirational player, coach, team or figure ... rushed 24 times for 137 yards with one touchdown and caught two passes for 15 yards in 62 snaps over 12 games ... gained 34 yards on seven rushing attempts vs. Wake Forest ... rushed four times for 28 yards vs. The Citadel ... scored on a career-long 50-yard touchdown run at Virginia Tech in his only touch of the game.

**2019:** Had 26 carries for 135 yards and two touchdowns on the ground plus four catches for 26 yards in 66 snaps over 13 games ... gained 22 yards on six carries vs. Georgia Tech ... gained 27 yards on three carries vs. Florida State ... scored first career touchdown on an eight-yard run at Louisville ... had 36 yards and a touchdown on three carries vs. Wofford.

**2018:** Rushed for 65 yards on 15 carries in 22 snaps over seven games ... gained 20 yards on four rushes vs. Louisville.

**2017:** Had 38 yards on nine carries in 20 snaps over three games ... had 27 yards on four carries against Kent State on Sept. 2.

**2016:** Did not appear in a game.

**Before Clemson:** Lettered at T.L. Hanna High School.

**Personal:** His father, Darwin, was a letterman for Clemson track & field from 1985-87 and is sixth in Tiger history in the outdoor long jump ... earned degree in psychology in December 2020 ... four-time ACC Honor Roll member (2016-19) ... completed microinternships with Adobe in 2017, Cisco in 2018 and the National Football League in 2019 ... born Nov. 2, 1997.

### RENCHER CAREER STATS

Year	G-S	Snaps	Car	Yds	Avg	TD	LG	Rec	Yds	TD
2017	3-0	20	9	38	4.2	0	21	0	0	0
2018	7-0	23	15	65	4.3	0	15	1	-4	0
2019	15-0	66	26	135	5.2	2	24	4	26	0
2020	12-0	62	24	137	5.7	1	50	3	16	0
<b>Totals</b>	<b>37-0</b>	<b>171</b>	<b>74</b>	<b>375</b>	<b>5.1</b>	<b>3</b>	<b>50</b>	<b>8</b>	<b>38</b>	<b>0</b>



## ETINOSA REUBEN

DT • 6-3 • 280 • \*SO. • 1VL  
KANSAS CITY, MO.  
PARK HILL SOUTH HS

TIGERS

32

Has seven tackles in 49 defensive snaps over 10 career games.

**2020:** Had four tackles in 40 snaps over seven games ... had two tackles vs. The Citadel.

**2019:** Had three tackles in nine snaps over three games while redshirting ... had two tackles vs. Wake Forest ... ACC Honor Roll selection.


**Before Clemson:** Ranked as sixth-best overall player in the state of Missouri by 247Sports ... ranked as 28th-best defensive end in the nation by that site ... ranked as ninth-best overall player from Missouri in this class by Rivals.com and the 41st-best defensive end ... ranked as 11th-best player in Missouri by ESPN and 35th-best defensive end ... second signee from the state of Missouri to come to Clemson, joining Mario Goodrich, who signed with Clemson a year earlier out of the Kansas City area ... only played three years of football ... named team Defensive Lineman of the Year at Park Hill South High School in each of his final

two years ... first-team all-conference, all-district and second-team all-state by the Missouri Football Coaches Association ... had 62 tackles, 16 tackles for loss, including three sacks in 2018 ... had 55 tackles, seven tackles for loss, including three sacks, two forced fumbles and one recovered fumble as a junior ... made first-team all-conference and all-district in 2018 and was a strong candidate for all-state honors, which were not yet announced at the time of his signing ... played for Mike Sharp ... Tiger recruiters were Todd Bates and Brent Venables ... enrolled at Clemson in January 2019.

**Personal:** Born Dec. 2, 2000 ... pronounced "eh-tee-OH-sah" ... majoring in criminal justice.

### REUBEN CAREER STATS

Year	G-S	Snaps	Hit	Ast	Tot	TFL	Sacks	Int	QB	PBU	CF-RF
2019	3-0	9	2	1	3	0-0	0-0	0-0	0	0	0-0
2020	7-0	40	0	4	4	0-0	0-0	0-0	1	0	0-0
<b>Totals</b>	<b>10-0</b>	<b>49</b>	<b>2</b>	<b>5</b>	<b>7</b>	<b>0-0</b>	<b>0-0</b>	<b>0-0</b>	<b>1</b>	<b>0</b>	<b>0-0</b>



## ANDREW ROBERTS

DE • 6-4 • 225 • \*JR. • SQ  
CONWAY, S.C.  
AYNOR HS

TIGERS

41

Original walk-on who joined the team in 2020.

**2020:** Did not appear in a game.

**Before Clemson:** Played tight end and linebacker at Aynor High School.

**Personal:** Financial management major ... born Aug. 30, 1998.



## JUSTYN ROSS

WR • 6-4 • 205 • \*JR. • 2VL  
PHENIX CITY, ALA.  
CENTRAL HS

TIGERS

8

Has 112 receptions for 1,865 yards with 17 touchdowns in 929 snaps over 29 career games (14 starts) from 2018-19 before missing all of 2020.

**2020:** Missed the season after surgery in the spring.

**2019:** Honorable mention All-ACC selection ... had 865 yards and eight touchdowns on a team-high 66 receptions in 586 snaps over 14 games (all starts) ... gained 13 yards on three receptions vs. Georgia Tech ... led Clemson with seven receptions for 94 yards vs. No. 12 Texas A&M, including a 30-yard touchdown reception ... gained 64 yards on five receptions at Syracuse ... gained 47 yards on three receptions at North Carolina ... tied his career high with two touchdown receptions vs. Florida State among his five receptions for 61 yards ... caught five passes for 55 yards including an acrobatic 25-yard touchdown reception at Louisville ... gained 60 yards on a team-high four receptions vs. Boston College ... had 50 yards and a touchdown on four receptions vs. Wofford ... led team with 75 yards on four receptions including a 33-yard touchdown at NC State ... posted a career-high nine catches for 111 yards and a touchdown at South Carolina ... had 94 yards and a touchdown on three receptions vs. No. 22 Virginia in the ACC Championship Game ... gained 47 yards on a team-high six receptions vs. No. 2 Ohio State in the Fiesta Bowl ... led Clemson with 76 receiving yards on five receptions vs. No. 1 LSU.

**2018:** Had 46 receptions for a team-high 1,000 yards with nine touchdowns in 343 snaps over 15 games ... freshman All-American by 247Sports ... his 21.7 yards per catch was the best in Tiger history (minimum 10 receptions) ... scored a touchdown on a 15-yard catch-and-run in his college debut vs. Furman ... had

his first career 100-yard game against Georgia Southern, gaining 103 yards on three receptions including a 57-yard touchdown ... scored a 53-yard touchdown in his lone reception at Georgia Tech, becoming the first Clemson player to catch touchdown passes of 50 yards or more in back-to-back games since Artavis Scott vs. South Carolina and Oklahoma in 2014 ... hauled in a 55-yard touchdown pass amidst his five receptions for 74 yards at Wake Forest ... became the first Tiger with three receiving touchdowns of 50+ yards in a season since Scott in 2014 (4) ... caught five passes for 75 yards vs. No. 16 NC State ... caught two passes for 74 yards including a 59-yard touchdown catch vs. Louisville ... earned team offensive player of the week honors for his four-catch, 76-yard performance with a touchdown vs. Duke ... gained 58 yards on three catches vs. South Carolina ... caught two passes for a team-high 70 yards in ACC Championship Game against Pittsburgh ... gained 148 yards on six receptions including second-quarter touchdown grabs of 52 and 42 yards against No. 3 Notre Dame in the Cotton Bowl; his 137 yards in the opening two quarters set a first-half Cotton Bowl record, as did his 24.7-yard average for the game ... posted game highs in receptions (six) and receiving yards (153) and caught a 74-yard touchdown in the National Championship Game vs. No. 1 Alabama ... earned All-Bowl team honors from both the AP and Rivals after combining for 12 catches, 301 yards and three touchdowns in two College Football Playoff games.

**Before Clemson:** No. 15 player in the nation by Rivals, No. 45 player by 247Sports and No. 74 player by ESPN ... No. 2 wide receiver in the nation by Rivals, No. 11 wide receiver by ESPN and No. 15 wide receiver by 247Sports ... No. 1 player in Alabama by ESPN and Rivals; became the first top-ranked player from Alabama to sign with Clemson, and was just second top-ranked player in Alabama who did not sign with Alabama since 2005 ... had 37 receptions for 730 yards and 13 touchdowns as a senior, leading his team to a 12-1 record and the state semifinals ... had 14 punt returns for 383 yards and two touchdowns as a senior ... AAAAAAA back-of-the-year, first-team all-state and finalist for Mr. Football as a senior ... played basketball ... coached by Jamey DuBose ... recruited by Todd Bates and Jeff Scott.

**Personal:** Born Dec. 15, 1999 ... majoring in sports communication.

### ROSS CAREER STATS

Year	G-S	Snaps	Rec	Yds	Avg	TD	LG
2018	15-0	343	46	1000	21.7	9	74
2019	14-14	586	66	865	13.1	8	59
<b>Totals</b>	<b>29-14</b>	<b>929</b>	<b>112</b>	<b>1865</b>	<b>16.7</b>	<b>17</b>	<b>74</b>



## TRENTON SIMPSON

LB • 6-3 • 225 • SO. • 1VL  
CHARLOTTE, N.C.  
MALLARD CREEK HS

TIGERS

22

Explosive linebacker and edge rusher who enters 2021 credited with 32 tackles (6.5 for loss), 4.0 sacks and a forced fumble in 281 snaps over 12 games (three starts).

**2020:** Had an impressive true freshman campaign as he was credited with 32 tackles (6.5 for loss), 4.0 sacks and a forced fumble in 281 snaps over 12 games (three starts) ... along with fellow Myles Murphy and Bryan Bresee, their four sacks each tied William Perry (4.0 in 1981), Ricky Sapp (4.0 in 2006) and Shaq Lawson (4.0 in 2013) for third-most sacks by a Clemson true freshman all-time ... had two tackles and his first career sack vs. The Citadel ... contributed six tackles at Georgia Tech ... had three tackles with a sack and forced fumble vs. Boston College ... had seven tackles (0.5 for loss) at No. 4 Notre Dame ... had his third sack



# VETERAN BIOS

of the season among his two tackles vs. Pittsburgh ... had four tackles (one for loss) at Virginia Tech ... had two tackles for loss and a sack among his five tackles in ACC Championship Game vs. No. 2 Notre Dame.

**Before Clemson:** Played for Michael Palmieri at Mallard Creek High School in Charlotte, where he helped his team to a 10-1 record and No. 3 ranking in the state of North Carolina according to MaxPreps ... started his high school career as a running back, playing both running back and linebacker in 2019 ... led the team with 20 sacks ... had 44 carries for 371 yards and six touchdowns ... named first-team postseason All-American by Sports Illustrated ... for his career, had 97 carries for 799 yards and seven touchdowns with 8.2-yard average per carry ... No. 13 overall player in the nation by 247Sports, which also listed him as the second-best linebacker and top player in North Carolina ... Rivals.com rated him as the No. 26 overall player, the second-best linebacker and top player in North Carolina ... ESPN.com ranked him No. 107 overall, the 11th-best linebacker and fourth-best player in North Carolina ... selected to Under Armour All-American Game ... recruited by Danny Pearman and Brent Venables.

**Personal:** Born June 14, 2001 ... wore No. 22 in high school ... enrolled at Clemson in January 2020 ... sports communication major.

## SIMPSON CAREER STATS

Year	G-S	Snap	Hit	Ass	Tot	TFL	Sacks	Int	QB	PBU	CF-RF
2020	12-3	271	24	8	32	6.5-56	4-47	0-0	4	0	0-0



## JAMES SKALSKI

LB • 6-0 • 240 • ^+\*SR • 5VL  
SHARPSBURG, GA.  
NORTHGATE HS

TIGERS

Returning team captain who enters 2021 credited with 210 career tackles (16.0 tackles for loss), 7.5 sacks, seven pass breakups, two fumble recoveries (one he returned 17 yards for a touchdown) and a forced fumble in 1,222 snaps over 56 games (25 starts) in his career ... his 56 career games played entering 2021 are already tied for ninth-most in school history ... is the only player ever to play in five ACC Championship Games.

**2020:** Second-team All-ACC honoree ... also earned second-team all-conference nod from PFF ... voted as a permanent team captain ... credited with 44 tackles (3.5 for loss), 1.5 sacks, three pass breakups and a fumble recovery he returned 17 yards for a touchdown in 291 snaps over nine games (eight starts) ... had three tackles (one for loss) and a pass breakup in one half of play at Wake Forest ... scored first career touchdown on a 17-yard fumble return and added two tackles vs. The Citadel, collecting team defensive player of the game honors ... had 13 tackles and a pass breakup vs. Virginia ... had five tackles including a half-sack vs. No. 7 Miami, sharing team defensive player of the game honors ... had four tackles and a pass breakup at Georgia Tech ... missed three games over five weeks but returned to action vs. Pittsburgh, contributing six tackles (one for loss) ... posted five tackles and a sack in ACC Championship Game vs. No. 2 Notre Dame ... had five tackles vs. No. 3 Ohio State in the Sugar Bowl.

**2019:** Finished second on the team with 105 tackles (7.5 for loss), 4.5 sacks, four pass breakups, a forced fumble and a fumble recovery in 699 snaps over 15 games (all starts) ... All-ACC Academic selection ... had eight tackles (0.5 for loss), a half-sack and a pass broken up vs. Georgia Tech ... added three tackles and a fumble recovery vs. No. 12 Texas A&M ... posted seven tackles including a career-high 1.5 sacks at Syracuse ... led Clemson with nine tackles and shared team defensive player of the game honors vs. Charlotte ... had seven tackles (one for loss) and a pass breakup and

contributed to the game-winning stop on a two-point conversion attempt at North Carolina ... had five tackles vs. Florida State ... had a team-high 10 tackles including a sack at Louisville ... had six tackles against both Boston College and Wofford ... had six tackles (two for loss) and a pass breakup at NC State, sharing team defensive player of the game honors ... led team with eight tackles vs. Wake Forest ... had five tackles at South Carolina ... led Clemson with 10 tackles vs. No. 22 Virginia in ACC Championship Game and also shared team special teams player of the game honors ... contributed a half-sack among his nine tackles in the Fiesta Bowl vs. No. 2 Ohio State ... had six tackles, a sack and a pass breakup vs. No. 1 LSU.

**2018:** Played 38 snaps over four games while red-shirting, totaling 10 tackles (1.0 for loss) ... had six tackles, including one for loss, at Georgia Tech as starter Kendall Joseph was out due to injury ... had two tackles in National Championship Game vs. No. 1 Alabama.

**2017:** All-ACC Academic selection ... had 37 tackles, two tackles for loss, 0.5 sacks and two quarterback pressures in 174 snaps over 14 games (two starts) ... averaged a tackle every 6.7 snaps, third on the team (minimum 100 snaps) ... had three tackles and 0.5 tackles for loss in seven snaps at No. 14 Louisville on Sept. 16 ... had a tackle and kickoff against Wake Forest on Oct. 7 ... had two tackles in 11 snaps against Georgia Tech on Oct. 28; named team co-defensive player-of-the-game ... had a team-high nine tackles and tackle for loss in 36 snaps against The Citadel on Nov. 18; was his first career start; named team defensive player-of-the-game ... had a team-tying-high six tackles in 36 snaps at South Carolina on Nov. 25 ... had three tackles and 0.5 sacks in 32 snaps against No. 7 Miami (Fla.) in the ACC Championship Game on Dec. 2 ... had three tackles in 25 snaps against No. 4 Alabama in the Sugar Bowl on Jan. 1.


**2016:** Had 14 tackles in 20 snaps in 14 games ... more than half (eight) of his tackles came on special teams ... appeared in first game at Auburn ... special teams player of the game against Boston College, he had a tackle on kickoff coverage ... had four tackles, including two on special teams and one for loss, in nine active snaps against Syracuse ... had two tackles on special teams in win over South Carolina.

**Before Clemson:** Outstanding all-around athlete ... standout on the football field and the soccer field ... will leave Northgate High as the school's most decorated athlete ... named first-team all-state as a linebacker and second-team all-state as a punter ... Region 4-A AAAA Defensive Player of the Year ... named the MVP of the Newnan area ... led the team in tackles with 170, 33 of which were tackles for loss ... had 11 sacks, three caused fumbles, two caused fumbles and an interception ... had two defensive touchdowns as well ... handled the punts and had over a 40-yard average ... also handled kickoffs and was second-team all-region kicker as well ... also running back at times for Northgate team that finished 12-2, most wins in school history ... also a three-year starter in soccer ... actually played football and soccer at the same time during the fall of 2013 ... played his high school football for Tommy Walburn ... selected Clemson over offers from Louisville and South Carolina ... recruited by Mike Reed and Brent Venables.

**Personal:** Born Feb. 2, 1998 ... his sister, Brenna, played softball at Georgia State ... father played football for two years at Oklahoma ... graduated in December 2019 with a degree in communication ... three-time ACC Honor Roll selection.

## SKALSKI CAREER STATS

Year	G-S	Snap	Hit	Ass	Tot	TFL	Sacks	Int	QB	PBU	CF-RF
2016	14-0	20	9	5	14	2-14	1-10	0-0	1	0	0-0
2017	14-2	174	17	20	37	2-5	0-5-2	0-0	2	0	0-0
2018	4-0	38	4	6	10	1-1	0-0	0-0	0	0	0-0
2019	15-15	699	74	31	105	7-54	4-31	0-0	10	4	1-1
2020	9-8	291	28	16	44	3-14	1-10	0-0	3	2	0-1
Totals	56-25	1222	132	78	210	16-81	7-53	0-0	16	6	1-2



## BAYLON SPECTOR

LB • 6-2 • 230 • ^\*SR • 3VL  
CALHOUN, GA.  
CALHOUN HS

TIGERS

Former key reserve who shined in his first year in a starting role in

2020 ... has 125 career tackles (17.5 for loss), 6.5 sacks, three forced fumbles, three fumble recoveries and two pass breakups in 863 snaps over 42 games (11 starts) ... one-half of a linebacker tandem with James Skalski that Dabo Swinney calls "The Bruise Brothers."

**2020:** Second-team All-ACC by AP ... All-ACC Academic selection ... had a team-high 72 tackles (10.5 for loss), a team-high 4.5 sacks, two forced fumbles, a fumble recovery and a pass breakup in 517 snaps over 12 games (11 starts) ... started at Wake Forest, posting six tackles including a half-sack to collect team defensive player of the game honors ... earned Walter Camp National Defensive Player of the Week and ACC Linebacker of the Week vs. Virginia after being credited with 13 tackles (seven solo, 1.5 for loss) and a half-sack ... also shared team defensive player of the game honors against Virginia ... had six tackles (2.5 for loss) with 1.5 sacks vs. No. 7 Miami ... had four tackles at Georgia Tech ... had four tackles (0.5 for loss) vs. Syracuse ... had a team-high eight tackles (one for loss) and a forced fumble vs. Boston College ... won team defensive player of the game honors after posting a team-high nine tackles, a pass breakup and fumble recovery at No. 4 Notre Dame ... contributed three tackles including a sack vs. Pittsburgh ... had seven tackles at Virginia Tech ... had five tackles in ACC Championship Game vs. No. 2 Notre Dame ... had five tackles, a sack and a forced fumble in Sugar Bowl vs. No. 3 Ohio State.

**2019:** Had 45 tackles (6.0 for loss), 2.0 sacks, a pass breakup and a fumble recovery in 284 snaps over 15 games ... had three tackles (including one for loss), a deflected pass that was intercepted by Tanner Muse, as well as a fumble recovery on special teams vs. Georgia Tech that helped him share team special teams player of the game honors ... contributed on defense and special teams at Syracuse ... had four tackles vs. Charlotte ... added three tackles at North Carolina ... made six tackles vs. Boston College ... had three tackles (0.5 for loss) vs. Wofford ... registered four tackles vs. Wake Forest ... made two tackles (one for loss) at South Carolina ... had a career-high nine tackles (including one for loss) vs. No. 22 Virginia in the ACC Championship Game ... had first two sacks of his career among his seven tackles vs. No. 2 Ohio State in the Fiesta Bowl ... ACC Honor Roll selection.

**2018:** Credited with eight tackles (1.0 for loss), a forced fumble and a recovered fumble in 62 snaps in 15 games ... forced and recovered a fumble in his collegiate debut vs. Furman ... had three tackles against Duke.

**2017:** Redshirted ... enrolled in January.

**Before Clemson:** Played all over the field, including linebacker and quarterback for Calhoun High School ... first-team AAA all-state in 2016 by Atlanta Journal-Constitution ... helped Calhoun High to an 11-3 record and to the second round of the state playoffs ... led the defense with 78 tackles ... as a quarterback in 2016, rushed for 788 yards and 13 touchdowns and passed for 483 yards and three scores ... had 63 tackles as a junior in 2015 and added 19 receptions for 378 yards and two scores ... as a sophomore, completed 25-38 passes for 447 yards and six scores ... had 71 tackles and an interception on defense ... threw a 40-yard touchdown pass on a double reverse for what proved to be the winning score in the state title game victory ... that completed a 15-0 season ... played for Hal Lamb at Calhoun High ... recruited by Brent Venables.

# VETERAN BIOS

**Personal:** Earned degree in marketing ... his father, Robbie, was a receiver for the Tigers who lettered from 1988-90; Robbie played on Tiger teams that finished 10-2 all of three seasons, including the ACC title team of 1988; member of Clemson's winningest class with 40 wins until the recent run by the Tiger program ... brother of Clemson wide receiver Brannon Spector ... his sister, Blair, is a Clemson graduate and former Tiger cheerleader ... completed a microinternship at Smith & Nephew in 2019 ... born Oct. 20, 1998.

## BA. SPECTOR CAREER STATS

Year	G-S	Snaps	Hit	Ass	Tot	TFL	Sacks	Int	QB	PBU	CF-RR
2018	15-0	62	4	4	8	1-10	0-0	0	0	0	1-1
2019	15-0	284	30	15	45	6-22	2-12	0-0	1	1	0-1
2020	12-10	517	48	24	72	10-54	4-57	0-0	11	1	1-1
<b>Totals</b>	<b>42-10</b>	<b>863</b>	<b>82</b>	<b>43</b>	<b>125</b>	<b>17-75</b>	<b>6-39</b>	<b>0-0</b>	<b>12</b>	<b>2</b>	<b>2-3</b>



## BRANNON SPECTOR

WR • 6-1 • 195 • \*SO. • 1VL  
CALHOUN, GA.  
CALHOUN HS

TIGERS

Slot receiver and Clemson football legacy who enters 2021 with 19 career catches for 152 yards and two rushes for 21 yards in 221 snaps over 14 games (one start).

**2020:** Gained 136 yards on 16 receptions and rushed twice for 21 yards in 180 snaps over 11 games (one start) ... unavailable vs. The Citadel ... posted career highs with four receptions for 32 yards vs. Virginia ... gained 10 yards on three receptions vs. No. 7 Miami ... gained 16 yards on two catches vs. No. 3 Ohio State in the Sugar Bowl.


**2019:** Gained 16 yards on three receptions in 41 snaps over three games while redshirting ... caught a three-yard pass in his debut vs. Georgia Tech ... added a five-yard reception vs. Charlotte ... caught an eight-yard pass at South Carolina ... ACC Honor Roll selection.

**Before Clemson:** Second-generation Clemson player who played wide receiver and safety in high school ... had 49 receptions for 719 yards and seven touchdowns in 2018 as a senior ... had 47 tackles, five tackles for loss, and five interceptions on defense ... returned one interception for a touchdown ... had one of his best all-around games in the season opener, he had eight catches for 103 yards and a touchdown on offense, and an interception on defense against Ridgeland ... had one of his best games in the state playoffs when he had 87 receiving yards and a touchdown in a victory ... Region 6 AAA Athlete of the Year ... first-team all-region ... first-team Chattanooga Times All-Area ... County Player of the Year ... in 2017 team won the state championship with a 14-1 record ... played his high school football at Calhoun High School for Hal Lamb ... high school teammate of 2019 Clemson signee Davis Allen at Calhoun High ... showed his athletic ability at the Atlanta Regional of The Opening, where he finished second in the competition to Nolan Smith, one of the top five players in the nation ... also ran track at Calhoun, competing in the 100, 200, long jump and triple jump ... Clemson recruiters were Brandon Streeter and Jeff Scott ... enrolled at Clemson in January 2019.

**Personal:** Born July 13, 2000 ... pre-business major ... brother of Clemson linebacker Baylon Spector ... his father, Robbie Spector, was a wide receiver for the Tigers who lettered from 1988-90 ... Clemson won two ACC Championships when Robbie was on the team and his senior class had a 40-8 record with four straight 10-2 seasons ... his sister, Blair, is also a Clemson graduate and former Tiger cheerleader.

## BR. SPECTOR CAREER STATS

Year	G-S	Snaps	Rec	Yds	Avg	TD	LG
2019	3-0	41	3	16	5.3	0	8
2020	11-1	180	16	136	8.5	0	26
<b>Totals</b>	<b>14-1</b>	<b>221</b>	<b>19</b>	<b>152</b>	<b>8.0</b>	<b>0</b>	<b>26</b>



## WILL SPIERS

P • 6-5 • 225 • ^+ • SR. • 4VL  
CAMERON, S.C.  
CALHOUN ACADEMY

TIGERS

Original walk-on who earned a scholarship en route to becoming a five-year starter at punter ... has averaged 41.4 yards on 229 career punts in 56 career games (all starts) ... his 56 career games played are tied for ninth in school history ... holds school records for starts by a punter (56), career punts (211), punts downed inside the 20 (81) and total punting yards (9,483).

**2020:** Burlsworth Trophy semifinalist ... All-ACC Academic Team selection ... averaged 44.0 yards on 45 punts with 17 downed inside the 20-yard line and 12 of 50 yards or more ... his season punting average was the second-best single-season mark in school history ... also rushed for six yards and a first down on a fake punt and completed 2-3 passes for 13 yards as an emergency quarterback ... averaged 42.8 yards on four punts including a 56-yarder at Wake Forest ... averaged 46.0 yards on three punts vs. The Citadel, placing two inside the 20 and unleashing a long of 53 en route to team special teams player of the game honors ... made his 47th career start vs. Virginia to break Cole Chason's school record for career starts by a punter (46 from 2003-06) ... earned team special teams player of the week after he averaged 52.7 yards on three punts vs. No. 7 Miami, his first game with at least three punts and an average of 50 yards or more since 2017 against Louisville (51.8 on four punts) ... averaged 50.7 yards on three punts at Georgia Tech, his second straight performance with an average of 50 yards or better, and also completed 2-3 passes for 13 yards in the fourth quarter while gaining in-game experience for his role as Clemson's emergency quarterback ... won ACC Specialist of the Week and team special teams player of the game honors after averaging 53.6 yards on five punts, including four of 50 yards or more, vs. Syracuse, his career-long third straight game with a punting average of 50.0 yards or more ... had a career-long-tying 64-yard punt in that contest against Syracuse, matching 64-yard punts against Louisville in 2017 and against Charlotte in 2019, and also converted a fourth-and-3 on a fake punt with a six-yard rush ... averaged 48.0 yards on three punts, with two downed inside the 20 and a long of 60 vs. Boston College, including pinning Boston College at the four-yard line and leading to a Clemson safety on the following play to seal the comeback victory ... shared team special teams player of the game honors for that performance against Boston College ... averaged 41.7 yards on three punts at No. 4 Notre Dame ... averaged 41.2 yards on six punts vs. Pittsburgh ... dropped all three of his punts in ACC Championship Game vs. No. 2 Notre Dame inside the 20 ... averaged 47.4 yards on five punts vs. No. 3 Ohio State in the Sugar Bowl, including two punts of 57 yards.

**2019:** Averaged 42.3 yards on 53 punts in 15 games, with 20 downed inside the 20 and a career-high 13 of 50 yards or more ... finished with a career-high 41.7-yard net average, the second-best single-season mark in school history behind Dale Hatcher's 1984 performance (42.4) ... All-ACC Academic selection ... dropped two of his three punts against Georgia Tech inside the 20, finishing the game with a 40.0 yards-per-punt average and sharing team special teams player of the game honors ... averaged 42.2 yards on four punts vs. No. 12 Texas A&M ... punted six times for an average of 40.5 yards at Syracuse ... tied his career long with a 64-yard punt vs. Charlotte that was downed at the one-yard line ... averaged 45.8 yards on five punts at North Carolina, sharing team special teams player of the game honors ... averaged 43.0 yards on three punts

with two downed inside the 20 vs. Florida State ... averaged 46.2 yards on four punts at NC State, earning team special teams player of the game honors ... earned special teams player of the week at South Carolina, averaging 47.0 yards on two punts with both downed inside the South Carolina 10 ... punted seven times for an average of 44.9 yards per punt with five punts downed inside the 20 and three punts of 50 yards or more vs. No. 2 Ohio State in the Fiesta Bowl, tying his career high for 50-yard punts in a game and setting a career best in punts downed inside the 20 ... punted a career-high nine times vs. No. 1 LSU with five punts downed inside the 20 and two of 50-plus yards.

**2018:** Averaged 39.7 yards on 64 punts with 19 downed inside the 20 and nine punts of 50 yards or more in 15 games ... had three of his four punts downed inside the 20 vs. Syracuse, earning team special teams player of the week honors with an average of 40.3 yards per punt ... averaged a season-high 42.3 yards on six punts at Wake Forest ... punted four times with a 40.0-yard average, including one punt downed inside the 20, against No. 16 NC State ... punted only once for 44 yards against Louisville ... had season highs in punting average (44.6) and 50-yard punts (three) on seven punts vs. Duke ... averaged 44.3 yards on three punts including a 51-yard punt following Clemson's opening drive to flip field position against No. 1 Alabama in the National Championship Game.

**2017:** All-ACC Academic selection ... had a 40.6-yard average and 37.7-yard net average on 67 punts in 14 games (14 starts) ... had 25 punts inside the 20 against four touchbacks and 12 punts of 50+ yards ... had a 42.7-yard average on six punts with four punts inside the 20 against No. 13 Auburn on Sept. 9; named team special teams player-of-the-game ... had a 51.8-yard average on four punts with three punts inside the 20 at No. 14 Louisville on Sept. 16; named ACC Specialist-of-the-Week; named team co-special teams player-of-the-game ... had a 48.2-yard average on six punts against Boston College on Sept. 23 ... had a 41.5-yard average on four punts with three inside the 20 and was 1-1 passing for five yards against Wake Forest on Oct. 7 ... had a 42.8-yard average on five punts with three inside the 20 at Syracuse on Oct. 13 ... had a 44.3-yard average on three punts (all inside the 20) at South Carolina on Nov. 25; named team co-special teams player-of-the-game.


**2016:** Redshirted.

**Before Clemson:** Lettered at Calhoun Academy as a quarterback and punter.

**Personal:** Son of former two-sport athlete and Clemson Hall of Famer Bill Spiers, who was starting punter in 1986; Bill returned to Clemson to receive his degree and is the senior special teams assistant with the Tiger football team ... earned degree in construction sciences and management in December 2020 ... four-time ACC Honor Roll selection (2016-19) ... one of only 19 players in Clemson history to be a three-time All-ACC Academic Team honoree ... born Oct. 24, 1997.

## SPIERS CAREER STATS

Year	G-S	P	Yds	Avg	-20	50+	TB	HB	LG	Net
2017	14-14	67	2723	40.6	25	12	4	0	64	37.7
2018	15-15	64	2541	39.7	19	9	4	0	63	37.8
2019	15-15	53	2240	42.3	20	13	3	0	64	41.7
2020	12-12	45	1979	44.0	17	12	4	0	64	42.1
<b>Totals</b>	<b>44-44</b>	<b>229</b>	<b>9483</b>	<b>41.4</b>	<b>81</b>	<b>46</b>	<b>15</b>	<b>0</b>	<b>64</b>	<b>39.5</b>



## AIDAN SWANSON

P/PK • 6-3 • 180 • \*SO. • SQ  
TAMPA, FLA.  
IMG ACADEMY

TIGERS

Averaging 37.8 yards on eight punts and 62.9 yards on eight career kickoffs plus a 2-2 mark on PATs over six games.



# VETERAN BIOS


**2020:** Averaged 43.7 yards on three credited punts, averaged 62.2 yards on four kickoffs and went 2-2 on PATs in three games ... had a 44-yard punt and a 62-yard kickoff at Wake Forest ... punted once for 37 yards and went 2-for-2 on PATs at Georgia Tech.

**2019:** Punted twice and kicked off four times with two touchbacks over three games while redshirting ... made his debut vs. Charlotte, recording two touchbacks on two kickoffs ... ACC Honor Roll selection.

**Before Clemson:** Left-footed punter who ranked as the third-best punter in the nation by PrepStar and Rivals.com ... fourth-best punter by 247Sports and 16th-best punter by ESPN.com ... handled kickoffs for IMG Academy in 2018 and had 29 touchbacks on 46 kickoffs (63 percent) ... opponents averaged just 19.6 yards per kickoff return ... averaged 42.3 yards per punt in 2018 and 46.0 in 2017 ... had a 49-yard touchdown pass out of punt formation for IMG in 2017 ... opponents averaged just 2.5 yards per punt return in 2018 ... played two years at IMG Academy and two years at Jesuit High School in Tampa ... punted for a 13-1 team that reached the state semifinals at Jesuit in 2015 ... Jesuit was 12-1 in 2016 ... was 54-80 on touchbacks at Jesuit in 2016 ... had eight touchbacks in a game twice ... As a sophomore, was a first-team All-Tampa Bay and All-Hillsborough County selection and a second-team 5A all-state honoree by the Associated Press ... was also competed in track & field ... was the Hillsborough County district champion for high jump and a state title finalist ... head coach at Jesuit Tampa was Matt Thompson and special teams coach was Tom Feely ... played at IMG Academy for Kevin Wright ... primary Clemson recruiters were Tony Elliott and Danny Pearman ... enrolled at Clemson in January 2019.

**Personal:** Born July 20, 2000 ... his mother, Genia, is a Clemson graduate ... majoring in pre-business.

SWANSON CAREER STATS												
Year	G-S	P	Yds	Avg	-20	50+	TB	HB	LG	Net		
2019	3-0	2	58	29.0	1	0	0	0	30	29.0		
2020	2-0	3	131	43.7	2	1	0	0	50	38.7		
Totals	5-0	5	189	37.8	3	1	0	0	50	34.8		



## DREW SWINNEY

WR • 5-8 • 185 • \*JR. • 2VL  
CLEMSON, S.C.  
D.W. DANIEL HS

TIGERS

Walk-on and son of Head Coach Dabo Swinney who has five receptions for 29 yards in 76 career snaps over 17 games.

**2020:** Played 40 snaps over five games, catching three passes for 18 yards ... played five snaps at Wake Forest ... caught two passes for six yards vs. The Citadel ... caught a 12-yard pass at Georgia Tech.


**2019:** Caught two passes for 11 yards in 19 offensive snaps over eight games ... gained 11 yards on his first career reception vs. Charlotte ... added a reception vs. Boston College.

**2018:** Played 17 snaps in four games while redshirting ... made collegiate debut vs. NC State ... also played vs. Louisville and vs. Duke ... made postseason debut in Cotton Bowl vs. No. 3 Notre Dame.

**Before Clemson:** Had 41 receptions for 494 yards and five touchdowns along with six carries for 47 yards in his career ... had 30 receptions for 405 yards and three touchdowns as a senior ... had four punt returns for 32 yards as a senior ... all-region as a senior ... had two receiving touchdowns as a sophomore ... team's highest GPA award winner and won the Coach's Award ... Palmetto Fellow Scholar ... lettered on the D.W. Daniel High School golf team under Head Coach Robert Ricketts as a sophomore and junior, then played baseball as a senior ... coached by Jeff Fruster at D.W. Daniel High School.

**Personal:** His father, Dabo, is Clemson's head coach ... his brother, Will, is a wideout on the Clemson football team ... born Jan. 23, 2000 ... majoring in marketing ... two-time ACC Honor Roll selection (2018-19).

D. SWINNEY CAREER STATS							
Year	G-S	Snaps	Rec	Yds	Avg	TD	LG
2018	4-0	17	0	0	---	0	---
2019	8-0	19	2	11	5.5	0	11
2020	5-0	40	3	18	6.0	0	12
Totals	17-0	76	5	29	5.8	0	12



## WILL SWINNEY

WR • 5-9 • 185 • \*SR. • 4VL  
CLEMSON, S.C.  
D.W. DANIEL HS

TIGERS

Original walk-on and son of Head Coach Dabo Swinney ... has been the team's starting holder since his debut season in 2017 ... has 28 receptions for 168 yards and a touchdown in 424 offensive snaps over 56 career games ... his 56 career games played entering 2021 are already tied for ninth-most in school history.

**2020:** William V. Campbell Trophy semifinalist ... All-ACC Academic Team selection ... caught seven passes for 29 yards and had a nine-yard punt return in 127 snaps over 12 games ... caught a three-yard pass in games at Wake Forest and vs. The Citadel ... added a reception vs. Virginia ... caught two passes for 13 yards at Georgia Tech ... shared special teams player of the game honors at No. 4 Notre Dame as the battery of he, long snapper Jack Maddox and kicker B.T. Potter helped produce 16 points on four field goals and four PATs ... gained 10 yards on two receptions vs. Pitt.

**2019:** Had 12 catches for 94 yards in 146 offensive snaps over 15 games while also serving as the holder on placekicks in all contests ... posted a four-yard reception and eight-yard punt return vs. Georgia Tech ... caught two passes for 24 yards vs. Charlotte ... gained four yards on a reception at Louisville ... rushed for eight yards vs. Boston College ... caught three passes for 11 yards vs. Wofford ... gained 13 yards on two receptions at NC State ... rushed once vs. Wake Forest ... gained 38 yards on three receptions vs. No. 22 Virginia in the ACC Championship Game.

**2018:** Had seven catches for 30 yards and a touchdown in 111 snaps over 15 games while also serving as the holder in every contest ... caught a six-yard pass vs. Furman and a seven-yard pass vs. Georgia Southern ... caught a two passes for seven yards, one from Chase Brice and one from Hunter Renfrow, at Wake Forest ... added another reception vs. No. 16 NC State ... scored his first career touchdown on an eight-yard pass from Chase Brice vs. Louisville ... caught a two-yard pass vs. No. 3 Notre Dame in the Cotton Bowl.

**2017:** Had two receptions for 15 yards in 40 snaps over 14 games ... had a reception at No. 14 Louisville on Sept. 16 ... had a 15-yard reception and special teams tackle against The Citadel on Nov. 18; named team co-special teams player-of-the-game.

**Before Clemson:** Top receiver for D.W. Daniel High School in Clemson, where he had 48 catches for 603 yards and six scores in 2016 ... led team in total receptions, yards and touchdowns ... had at least two receptions in every game in 2016 ... named all-region as a senior, he was team offensive MVP and one of the team captains ... had strong early-season game against rival Seneca with six receptions for 73 yards and a touchdown ... in win over Ninety Six, had career highs in receptions (7), yards (118) and touchdowns (2) ... had longest reception of the year on a 53-yard scoring catch against Wren ... had over 900 all-purpose yards including kick returns ... as a junior had 33 receptions for 420 yards and five touchdowns ... played four years of football, two years of basketball and four years of base-

ball ... played wide receiver, cornerback and various positions on special teams, including holder, at D.W. Daniel High School ... coached by Jeff Fruster.

**Personal:** Son of Tiger Head Coach Dabo Swinney; became the first son of a Clemson football head coach to play for Clemson since 1963 (Jimmy Howard) ... his brother, Drew, is on the Tiger football team ... earned degree in marketing in May 2021 ... three-time ACC Honor Roll selection (2017-19) ... born Aug. 19, 1998.

W. SWINNEY CAREER STATS												
Year	G-S	Snaps	Rec	Yds	Avg	TD	LG	Car	Yds	TD	PR	
2017	14-0	40	2	15	7.5	0	15	0	0	0	1-(1)	
2018	15-0	111	7	30	4.3	1	8	1	0	0	3-1	
2019	15-0	146	12	94	7.8	0	30	2	5	0	3-8	
2020	12-0	127	7	29	4.1	0	9	0	0	0	1-9	
Totals	56-0	424	28	168	6.0	1	30	3	5	0	8-17	



## KEVIN SWINT

DE • 6-3 • 230 • SO. • 1VL  
CARROLLTON, GA.  
CARROLLTON HS

TIGERS

Enters 2021 having previously played 35 snaps over 10 games and being credited with three tackles (0.5 for loss) and a half-sack as a true freshman in 2020.

**2020:** Had three tackles (0.5 for loss) including a half-sack in 35 defensive snaps over 10 games ... had a half-sack among his three tackles vs. The Citadel.

**Before Clemson:** Played for Sean Calhoun at Carrollton High ... four-year starter who had 41.5 career sacks among his 359.5 tackles ... outstanding leader who was a three-time captain ... two-time all-state selection ... was a High School Butkus Award semifinalist along with Clemson signee and classmate Sergio Allen ... had 103 tackles, including 26.5 tackles for loss, including 12.5 sacks, in 2019 ... had 12 quarterback pressures, six pass breakups, three forced fumbles, a fumble recovery and an interception ... had nearly identical stats in 2018 as a junior with 103 tackles, including 20 tackles for loss and nine sacks ... had six pass breakups, two forced fumbles, 13 quarterback pressures and an interception ... Region 7 5A Most Valuable Player ... all-area, all-region and all-state honoree as a junior ... as a sophomore in 2017, contributed 97 tackles, a career-high 31.5 tackles for loss, including 17 sacks, seven passes broken up and four forced fumbles ... Area Defensive Player of the Year ... had 56.5 tackles as a freshman in 2016, including 16.5 tackles for loss, three of which were sacks ... No. 137 overall player in the nation by ESPN.com, the 13th-best linebacker and the 14th-best player in Georgia at the time of his signing ... ranked as the No. 171 overall player, seventh-best linebacker and 21st-best player in Georgia by PrepStar ... recruited to Clemson by Todd Bates and Brent Venables.

**Personal:** Born Aug. 3, 2001 ... sports communication major ... enrolled at Clemson in January 2020.

SWINT CAREER STATS												
Year	G-S	Snaps	Hit	Asst	Tot	TFL	Sacks	Int	QP	PBU	CF	RF
2020	10-0	35	3	0	3	0.5-1	0.5-1	0-0	2	0	0-0	



## PAUL TCHIO

OL • 6-5 • 300 • SO. • 1VL  
MILTON, GA.  
MILTON HS

TIGERS

Has played 80 career snaps over nine games.

**2020:** Played 80 snaps over nine games as a true freshman ... played 15 snaps in collegiate debut at Wake Forest ... played 24 snaps in Clemson's shutout win vs. The Citadel ... played three snaps vs. Virginia

# VETERAN BIOS

and vs. No. 7 Miami ... played 24 snaps at Georgia Tech ... played one snap at No. 4 Notre Dame ... played eight snaps vs. Pittsburgh ... played one snap at Virginia Tech and in ACC Championship Game vs. No. 2 Notre Dame.

**Before Clemson:** Played for Adam Clack at Milton High ... played offensive line and defensive line as a senior, scoring a touchdown and a two-point conversion that year ... had 113 pancake blocks as a junior when he helped Milton to a 13-2 record and the state championship for the first time in school history ... as a junior, was a first-team all-state and all-region selection ... Adidas All-American selection who was named North Georgia Lineman of the Year ... No. 85 overall player in the nation by 247Sports, the third-best offensive guard and the ninth-best player in Georgia ... ranked as the No. 143 overall player in the nation, the fifth-best offensive guard and the 15th-best player in Georgia by ESPN.com ... ranked No. 150 overall, the seventh-best offensive guard and 18th-best player in Georgia by PrepStar ... ranked by Rivals.com as the No. 140 overall, the fourth-best offensive guard and 17th-best player in Georgia ... named to the Atlanta Journal Constitution 2019 Preseason Super 11 team ... played some Wildcat quarterback for his high school despite weighing 300 pounds ... selected to U.S. Army All-American Bowl ... recruited to Clemson by Mickey Conn and Robbie Caldwell.

**Personal:** Born May 11, 2002 ... last name pronounced TEE-oh ... enrolled at Clemson in January 2020 ... majoring in communication.



**XAVIER THOMAS**

DE • 6-2 • 270 • ^SR. • 3VL  
FLORENCE, S.C.  
IMG (FLA.) ACADEMY

TIGERS

Explosive edge rusher who made an immediate impact as a reserve in 2018, earning near-unanimous freshman All-America acclaim ... has 85 tackles (22.5 for loss), 9.0 sacks, four pass breakups, two forced fumbles and a fumble recovery in 857 snaps over 34 games (nine starts).

**2020:** Initially intended to play only four games in 2020 and redshirt after complications with COVID-19 and strep throat, but ended up playing seven games upon the NCAA's blanket eligibility waiver for 2020 ... credited with 11 tackles (4.0 for loss), 3.5 sacks and a forced fumble in only 119 snaps over seven games (one start) ... made season debut vs. No. 7 Miami ... added three tackles (0.5 for loss) at Georgia Tech ... had three tackles including his first sack of the season vs. Syracuse ... added a sack vs. Boston College, giving him a full sack in back-to-back games for the first time in his career ... made one tackle at No. 4 Notre Dame ... forced a fumble on a sack vs. Pittsburgh ... had a half-sack among his two tackles at Virginia Tech.

**2019:** Third-team All-ACC selection ... credited with 31 tackles (8.0 for loss), 2.0 sacks, two pass breakups and a fumble recovery in 434 snaps in 12 games (eight starts) ... had four tackles (1.5 for loss) with a half-sack vs. Georgia Tech ... added two tackles including a half-sack vs. No. 12 Texas A&M ... made three tackles, including his first full sack of the season, at Syracuse ... contributed two tackles (one for loss) vs. Charlotte ... added five tackles and contributed to the game-winning stop on a two-point conversion attempt at North Carolina ... made one tackle and rushed for one yard on his first career rushing attempt vs. Florida State ... had a tackle and a fumble recovery at NC State ... posted two tackles, both for loss, vs. Wake Forest ... notched three tackles and a pass breakup vs. No. 22 Virginia in the ACC Championship Game ... registered six tackles (1.5 for loss) in the Fiesta Bowl against No. 2 Ohio State ... added two tackles vs. No. 1 LSU.


**2018:** Credited with 43 tackles (10.5 for loss), 3.5 sacks and two pass breakups in 304 snaps over 15 games ... first-team Freshman All-America selection by USA Today, ESPN.com, The Athletic and 247Sports ... made debut with three tackles (including one for loss) against Furman ... had first career sack vs. Georgia Southern ... collected team co-special teams player of the week honors against Georgia Tech after a devastating hit on the Yellow Jackets' only kickoff return of the day ... helped seal a comeback win against Syracuse, recording a highlight-reel sack and applying pressure throughout Syracuse's final desperation drive ... had two tackles for loss among his four total tackles at Wake Forest ... made five tackles, including 2.5 for loss, in only 25 snaps vs. No. 16 NC State ... had two tackles for loss with one sack among his three tackles at Florida State ... added four tackles vs. Louisville ... had four tackles at No. 17 Boston College ... added three tackles vs. Duke ... made one tackle vs. South Carolina ... had three tackles and a pass breakup in ACC Championship Game against Pittsburgh ... had two tackles including an assisted tackle for loss vs. No. 3 Notre Dame in the Cotton Bowl ... had three tackles including a half-sack in the National Championship Game vs. No. 1 Alabama.

**Before Clemson:** No. 3 player in the nation by 247Sports, No. 4 player by ESPN and No. 5 player by PrepStars and Rivals ... No. 1 defensive end in the nation by 247Sports, ESPN, PrepStars and Rivals ... No. 1 player in Florida by 247Sports, ESPN, PrepStars and Rivals ... Anthony Munoz national lineman-of-the-year ... U.S. Army All-American Game participant ... played at IMG (Fla.) Academy as a senior after playing three seasons at Wilson High School (Florence, S.C.) ... helped IMG Academy to a 9-0 record and No. 2 national ranking by MaxPreps as a senior ... USA Today National Defensive Player-of-the-Year finalist ... invited to Nike's The Opening in 2017 ... had 34 tackles and eight tackles for loss as a senior ... had 70 tackles, 13 tackles for loss and nine sacks as a sophomore ... had 568 yards and eight touchdowns on 59 carries as a sophomore ... had 59 tackles, 21 tackles for loss, eight sacks and 21 quarterback pressures as a freshman ... coached by Kevin Wright at IMG Academy High School ... enrolled at Clemson in January 2018 ... recruited by Todd Bates, Danny Pearman and Brent Venables.

**Personal:** Born Dec. 20, 1999 ... earned degree in criminal justice in December 2020 in only three years.

## THOMAS CAREER STATS

Year	G-S	Snaps	Hit	Asst	Tot	TFL	Sacks	Int	QB	PBU	CF-RF
2018	15-0	304	24	19	43	10.5-52	3.5-22	0-0	6	2	1-0
2019	12-8	434	17	14	31	8-32	2-8	0-0	7	2	0-1
2020	7-1	119	5	6	11	4-20	3.5-19	0-0	1	0	1-0
Totals	34-9	857	46	39	85	22.5-104	9-49	0-0	14	4	2-1



**RAY THORNTON III**

S • 6-1 • 205 • \*SO. • 1VL  
COLUMBUS, GA.  
CENTRAL (ALA.) HS

TIGERS

Enters 2021 credited with 17 career tackles and a pass breakup in 161 snaps over 15 games (two starts).

**2020:** Credited with 17 tackles and a pass breakup in 158 snaps over 12 games (two starts) ... had two tackles at Wake Forest ... added a tackle vs. The Citadel, vs. Virginia and vs. No. 7 Miami ... added three tackles at Georgia Tech ... made one tackle at No. 4 Notre Dame ... contributed two tackles at Virginia Tech.


**2019:** Appeared in four games while redshirting in 2019, playing three defensive snaps and contributing on special teams ... made collegiate debut on special teams vs. Georgia Tech ... contributed in a win against Charlotte ... played on special teams vs. Wofford and vs. Wake Forest ... ACC Honor Roll selection.

**Before Clemson:** Georgia native who played his high school football in Alabama ... athletic safety who joined 2017 high school teammate Justyn Ross at Clemson ... Ross and Thornton were first scholarship athletes to come to Clemson from Phenix City since Marvin Sims (1976-79) ... ranked as the 18th-best player in state of Alabama by ESPN.com and Rivals.com ... ranked as No. 13 prospect in Alabama by the Birmingham News ... integral reason why Central High won the state championship in 2018 with a 14-0 record ... bright spot in the secondary that helped Central to 52-7 win in 7A state title game ... helped lead Central to its first undefeated season since 1944 and first state championship since 1993 ... had 57 tackles and two interceptions in 2017, helping Central to the semifinals of the state championship tournament ... wore No. 5 in high school ... played for Jamey Dubose ... Clemson recruit was Todd Bates ... enrolled at Clemson in January 2019.

**Personal:** Born Dec. 4, 2000 ... majoring in parks, tourism and recreation management.

## THORNTON CAREER STATS

Year	G-S	Snaps	Hit	Asst	Tot	TFL	Sacks	Int	QB	PBU	CF-RF
2019	4-0	3	0	0	0	0-0	0-0	0-0	0	0	0-0
2020	12-2	158	13	4	17	0-0	0-0	0-0	1	1	0-0
Totals	16-2	161	13	4	17	0-0	0-0	0-0	1	1	0-0



**MASON TROTTER**

OL • 6-2 • 280 • \*SO. • 1VL  
ROEBUCK, S.C.  
DORMAN HS

TIGERS

Enters 2021 having played 193 career snaps over 13 games.

**2020:** Played 147 snaps over nine games as a key reserve ... played nine snaps vs. No. 7 Miami ... played 31 snaps at Georgia Tech ... played 15 snaps vs. Syracuse ... played 46 snaps in helping D.J. Uiagalelei throw for 439 yards in a double-overtime contest at No. 4 Notre Dame ... played 23 snaps vs. Pittsburgh ... played eight snaps at Virginia Tech ... played five snaps in ACC Championship Game vs. No. 2 Notre Dame ... played seven snaps in Sugar Bowl vs. No. 3 Ohio State.

**2019:** Played 46 snaps over four games while redshirting ... played nine snaps vs. Charlotte ... played 14 snaps vs. Boston College ... played 19 snaps vs. Wofford ... ACC Honor Roll selection.

**Before Clemson:** Three-year starter who started 41 career games for Dorman ... two-time all-area by the Herald-Journal, helping his team to back-to-back region titles ... earned second-team all-state honors from USA Today ... led team to an 11-2 record and a berth in the third round of the SCHSL AAAA playoffs as a senior in 2018 ... had a team-high 27 pancake blocks that year in helping his starting running back produce 1,720 yards and 19 touchdowns ... as a junior in 2017, had 28 pancake blocks and led an offensive line that helped produce three 1,000-yard rushers en route to a state championship berth ... participated in the Shrine Bowl ... played for David Gutshall at Dorman ... primary Tiger recruiters were Robbie Caldwell and Jeff Scott.

**Personal:** Born Jan. 16, 2001 ... pre-business major.



**BRYN TUCKER**

OL • 6-3 • 315 • \*FR. • RS  
KNOXVILLE, TENN.  
KNOXVILLE CATHOLIC HS

TIGERS

Has played 11 snaps over three career games.

**2020:** Played 11 snaps over three games as a true freshman ... played three snaps in his debut at Wake




# VETERAN BIOS

Forest ... played four snaps in Clemson's shutout win vs. The Citadel ... played four snaps vs. Pitt.

**Before Clemson:** Played for Steve Matthews at Knoxville Catholic High, the same school that produced former Tiger Amari Rodgers ... was a consensus four-star offensive lineman ... graded 85 percent from his offensive tackle position in 2019 ... three-time all-state pick ... region offensive lineman of the year ... four-time all-region pick ... played on state title team in 2017 ... at the time of his signing, ranked as the No. 132 overall player in the nation, the fourth-best offensive tackle and the fifth-best player in Tennessee by ESPN.com ... rated as the No. 188 overall player, 10th-best offensive tackle and ninth-best player in Tennessee by PrepStar ... ranked as the No. 207 overall player in the nation by Rivals.com, which also listed him as the No. 8 offensive tackle and No. 7 player in the state of Tennessee ... selected to Under Armour All-American Game ... recruited to Clemson by Robbie Caldwell.

**Personal:** Born Sept. 10, 2001 ... enrolled at Clemson in January 2020 ... pre-business major ... name pronounced BRINE.



## NOLAN TURNER

S • 6-1 • 205 • ^+\*SR. • 4VL  
VESTAVIA HILLS, ALA.  
VESTAVIA HILLS HS

TIGERS

Enters bonus year of eligibility in 2021 credited with 190 tackles (11.5 for loss), 17 passes broken up, six interceptions returned 76 yards, a sack and a forced fumble in 1,537 snaps over 55 career games (15 starts).

**2020:** AFCA second-team All-American, also earning a second-team nod from USA Today ... his selection combined with Tanner Muse's All-American status in 2019 gave Clemson an All-America safety for a second straight year, its first time with safety honored by NCAA-recognized selectors in consecutive seasons since 1981-82 (Terry Kinard) ... second-team All-ACC honoree ... also earned all-conference nods from the AP (second-team) and PFF (first-team) ... voted as a permanent team captain ... had 66 tackles (6.0 for loss), a team-high three interceptions and three pass breakups in 564 snaps over 12 games (11 starts) ... had three tackles at Wake Forest ... had eight tackles (seven solo) and an interception vs. Virginia, sharing team defensive player of the game honors ... had three tackles (one for loss) vs. No. 7 Miami ... had one tackle, splitting a tackle for loss, and had his second interception of the season at Georgia Tech ... had his single-season career-high third interception of the season vs. Syracuse, also adding four tackles (one for loss) and a pass breakup in the game to share team defensive player of the game honors ... had six tackles (0.5 for loss) vs. Boston College ... had six tackles and a pass breakup at No. 4 Notre Dame ... had a team-high seven tackles and a pass breakup vs. Pittsburgh ... earned team defensive player of the game for a 13-tackle effort with two tackles for loss at Virginia Tech ... had nine tackles including one for loss in ACC Championship Game vs. No. 2 Notre Dame ... had five tackles in the second half of the Sugar Bowl vs. No. 3 Ohio State.

**2019:** Had 66 tackles (2.0 for loss), 10 pass breakups, two interceptions (both in postseason play) and a forced fumble in 538 snaps over 15 games (four starts) ... tied for team lead with nine tackles and added a pass broken up vs. Georgia Tech ... had four tackles (one for loss), two pass breakups and a forced fumble vs. No. 12 Texas A&M ... added three tackles and a pass breakup at Syracuse ... had six tackles (one for loss) and contributed to the game-winning stop on a two-point conversion attempt at North Carolina ... added a tackle vs. Florida State ... registered three tackles and

a pass breakup at Louisville ... contributed five tackles and two pass breakups and earned team special teams player of the game vs. Boston College ... added five tackles vs. Wofford ... had three tackles and two pass breakups at NC State ... finished second on the team with six tackles vs. Wake Forest ... posted three tackles and his first interception since the 2018 Cotton Bowl in the ACC Championship Game vs. No. 22 Virginia ... contributed four tackles and the game-sealing interception vs. No. 2 Ohio State in the Fiesta Bowl ... had 12 tackles and a pass breakup vs. No. 1 LSU.

**2018:** Credited with 44 tackles (2.5 for loss), three pass breakups and an interception in 391 snaps over 15 games ... had two tackles in season opener against Furman ... added a tackle against both Georgia Southern and Georgia Tech ... contributed two tackles vs. Syracuse ... responsible for a season-high five tackles at Wake Forest ... had three tackles and a pass breakup in earning team co-defensive player of the week honors vs. No. 16 NC State ... contributed five tackles and a pass breakup at Florida State ... collected a career-high eight tackles vs. Louisville ... made three tackles at No. 17 Boston College ... added a tackle vs. Duke ... made two tackles vs. South Carolina ... contributed five tackles against Pittsburgh ... had his first career interception in the Cotton Bowl vs. No. 3 Notre Dame ... made four tackles in the National Championship Game against No. 1 Alabama, his father's alma mater.

**2017:** Had 14 tackles, a tackle for loss, sack and pass breakup in 44 snaps over 13 games ... had two tackles and a sack in seven snaps at No. 14 Louisville on Sept. 16 ... had two special teams tackles at No. 12 Virginia Tech on Sept. 30; named team special teams player-of-the-game ... had six tackles and a pass breakup in 27 snaps against The Citadel on Nov. 18 ... had two special teams tackles at South Carolina on Nov. 25; named team co-special teams player-of-the-game.


**2016:** Redshirted.

**Before Clemson:** Had 63 tackles and five interceptions as a safety as a senior ... also outstanding as a receiver, he caught four touchdown passes ... had a 63-yard touchdown reception in season opener ... had 10 tackles on defense and caught a touchdown pass in the second game of the 2015 season ... had pass deflection on last play of the game to clinch win over rival Hoover High ... had a touchdown reception in a state playoff victory as well ... helped his team to a 9-3 record and second round of the playoffs ... named honorable mention all-state as a defensive back by the Birmingham News ... played for Buddy Anderson ... member of the Vestavia Hills basketball team ... chose Clemson over offer from UAB ... recruited by Marion Hobby.

**Personal:** Born Nov. 29, 1997 ... his late father, Kevin, played football with Dabo Swinney at Alabama ... Kevin went on to play eight years in the NFL with New England and Philadelphia ... earned degree in financial management in December 2020.

### TURNER CAREER STATS

Year	G-S	Snaps	Hit	Ast	Tot	TFL	Sacks	Int	QB	PBU	CF-RF
2017	13-0	44	9	5	14	1-1	1-1	0-0	0	1	0-0
2018	15-0	391	31	13	44	2.5-6	0-0	1-24	0	3	0-0
2019	15-4	538	37	29	66	2-9	0-0	2-0	0	10	1-0
2020	12-11	564	49	17	66	6-8	0-0	3-52	0	3	0-0
Totals	55-15	1537	126	64	190	11.5-24	1-1	6-76	0	17	1-0



## D.J. UIAGALELEI

QB • 6-4 • 250 • SO. • 1VL  
INLAND EMPIRE, CALIF.  
ST. JOHN BOSCO HS

TIGERS

Cannon-armed passer who enters 2021 following an impressive true freshman campaign in which he completed 78-of-117 passes for 914 yards with five touchdowns and no interceptions in 235 snaps over 10 games (two starts)

as a true freshman in 2020 ... has 28 carries for 60 yards and four rushing touchdowns.

**2020:** Completed 78-of-117 passes for 914 yards with five touchdowns and no interceptions in 235 snaps over 10 games (two starts), while also adding four rushing touchdowns amid his 28 carries for 60 yards ... his 146.4 pass efficiency rating was fifth-best by an ACC freshman quarterback since 2002 (min. 100 passes), trailing only Clemson's Deshaun Watson (188.6 in 2014), Florida State's Jameis Winston (184.8 in 2013), North Carolina's Sam Howell (160.2 in 2019) and Clemson's Trevor Lawrence (157.6 in 2018) ... became only the second FBS player since 2000 to throw at least 115 passes and record at least five passing touchdowns and no interceptions (Georgia Southern's Shai Werts in 2018) ... joined Steve Fuller, Willie Jordan, Patrick Sapp, Nealson Greene, Deshaun Watson and Trevor Lawrence to become the seventh true freshman ever to start a game for Clemson at quarterback, joining Watson and Lawrence as the only true freshmen to win their starting debuts ... made collegiate debut at Wake Forest, completing 2-of-3 passes for 16 yards and rushing once for three yards ... completed 8-11 passes for 75 yards and rushed three times for seven yards with two touchdowns vs. The Citadel, becoming the first freshman quarterback at Clemson with two rushing touchdowns in a game since Kelly Bryant at Miami in 2015 ... rushed twice for five yards and completed a pass vs. Virginia ... rushed for 17 yards vs. No. 7 Miami ... available but held out as a precaution at Georgia Tech ... went 1-3 for 11 yards vs. Syracuse ... made his first career start vs. Boston College and completed 30-41 passes for 342 yards with two passing touchdowns and no interceptions while also rushing six times for 25 yards with a rushing touchdown ... led Clemson to the largest comeback in Memorial Stadium history (18 points) in that game, earning ACC Rookie of the Week honors and sharing team offensive player of the game honors ... with that performance against Boston College, joined Deshaun Watson and Trevor Lawrence as the only true freshmen in Clemson history to win their starting debuts, and his 342 passing yards were the third-most by a Clemson freshman (true or redshirt) in his starting debut, trailing Watson's 435 yards against North Carolina in 2014 and Charlie Whitehurst's 420 yards against Duke in 2002 ... earned ACC Rookie of the Week for a second straight week and shared team offensive player of the game honors after completing 29-44 passes for a career-high 439 yards with two passing touchdowns at No. 4 Notre Dame while also adding a rushing touchdown ... his 439 passing yards at Notre Dame were the third-most in a game in school history and broke the school freshman record of 435, set by Deshaun Watson against North Carolina in 2014 ... the 439 passing yards at Notre Dame were also most ever thrown against the Irish by an opposing quarterback, breaking the mark of 425 held by USC's Carson Palmer in 2002 ... completed 7-12 passes for 31 yards and a touchdown vs. Pittsburgh ... played one snap at Virginia Tech, a handoff to Darien Rencher that resulted in a 50-yard touchdown.

**Before Clemson:** Played for Jason Negro at St. John Bosco High in Bellflower, Calif., and was listed as the top player in the nation by PrepStar at the time of his signing and ranked second by Rivals.com behind Clemson signee and classmate Bryan Bresee ... was the top quarterback in the nation according to Rivals.com and PrepStar ... named a USA Today All-American after leading his team to No. 1 ranking by MaxPreps and USA Today after guiding them to a 7A state championship in California ... played in the U.S. Army All-American Bowl ... National Offensive Player of the Year and first-team All-American by USA Today in 2018 as a junior ... threw for 10,496 yards in his high school career and had 127 career touchdowns against just 11 interceptions ... completed 585-871 passes for a 66 percent completion mark ... averaged 18 yards per completion ... also

# VETERAN BIOS

rushed for 1,103 yards and 18 touchdowns in his career, a 6.1 yard-per-carry average ... ranked as the No. 1 overall player in the nation, the best quarterback and best player in California by PrepStar ... ranked as the No. 2 overall player in the nation by Rivals.com, which also called him the top quarterback and top player in California ... 247Sports ranked him the No. 2 overall player in the nation, the top pro-style quarterback and top player from California ... led his team to a 13-1 record and state championship in 2019 going 24-of-29 for 410 yards and four touchdowns while also gaining 67 rushing yards on just five carries with another touchdown on the ground ... completed 222-344 passes for 4,225 yards and 48 touchdowns against just two interceptions in 2019, averaging 19 yards per completion and 12.3 yards per attempt ... added 412 yards rushing and eight touchdowns ... as a junior in 2018, led team to a 13-1 record and completed 179-257 passes for 3,366 yards and 48 touchdowns against just seven interceptions on the year and added 50 carries for 312 yards and six rushing touchdowns ... as a sophomore in 2017, completed 184-270 for 2,905 yards and 31 touchdowns against just two interceptions ... posted 67 rushes for 379 yards and four touchdowns that year ... recruited to Clemson by Brandon Streeter.

**Personal:** Born April 17, 2001 ... enrolled at Clemson in January 2020 ... communication major ... name pronounced ooh-ee-AHN-guh-luh-lay.

## UIAGALELEI CAREER STATS

Passing												
Year	G-S	Snaps	C-A-I	Yds	TD	LG	Pct	Y/A	Y/C	Y/G	Eff	
2020	10-2	235	78-117-0	914	5	53	66.7	7.8	11.7	9.1	147.31	

Rushing & Total Offense												
Year	Car	Yds	Y/C	Y/G	TD	LG	PL	Tot	TDR	Y/G		
2020	28	60	2.1	6.0	4	30	145	974	9	9.7		



## REGAN UPSHAW

DE • 5-11 • 240 • ^+\*SR. • 4VL  
BRADENTON, FLA.  
ALONSO HS

TIGERS

Original walk-on who returns for his extra year of eligibility in 2021 credited with 31 career tackles (3.5 for loss), 2.5 sacks and a pass breakup in 215 career snaps over 36 games ... former rugby player who did not play football until arriving at Clemson.

**2020:** Had 19 tackles (3.5 for loss), 2.5 sacks and a pass breakup in 166 snaps over 10 games ... placed on scholarship for 2020 ... had four tackles (1.5 for loss) including his first career sack as well as a pass breakup at Wake Forest ... tied for team lead with six tackles, including a half-sack, vs. The Citadel ... had four tackles vs. Virginia ... had three tackles (0.5 for loss) at Georgia Tech ... had a sack vs. Pittsburgh ... had one tackle in ACC Championship Game vs. No. 2 Notre Dame.

**2019:** Had eight tackles in 41 defensive snaps over 13 games ... transitioned to defensive end from linebacker prior to the season ... had a tackle vs. Georgia Tech and at Syracuse ... contributed vs. Charlotte ... added a tackle vs. Florida State and at Louisville ... saw action vs. Boston College.

**2018:** Appeared in nine games ... credited with two tackles in eight snaps in the season opener against Furman ... played on special teams in an additional eight games.

**2017:** Had two tackles, both on special teams, in four games ... had two special teams tackles against The Citadel on Nov. 18.

**2016:** Did not appear in a game.


**Before Clemson:** Attended Alonso High School.

**Personal:** Father, Regan Upshaw, was the No. 12 overall selection of the 1996 NFL draft by the Tampa Bay Buccaneers and played nine seasons for five teams

... was a competitive rugby and hockey player in his youth before playing football for the first time in college ... earned degree in economics in May 2020 ... completed microinternship with WH Trucking in 2018 ... born Nov. 20, 1997.

## UPSHAW CAREER STATS

Year	G-S	Snaps	Hit	Asst	Tot	TFL	Sacks	Int	QP	PBU	CF-RF
2017	4-0	0	2	0	2	0-0	0-0	0-0	0	0	0-0
2018	9-0	8	2	0	2	0-0	0-0	0-0	1	0	0-0
2019	13-0	41	5	3	8	0-0	0-0	0-0	1	0	0-0
2020	10-0	166	9	10	19	3.5-11	2.5-10	0-0	5	1	0-0
Totals	36-0	215	18	13	31	3.5-11	2.5-10	0-0	7	1	0-0



## JAKE VENABLES

LB • 6-2 • 235 • \*JR. • 2VL  
CLEMSON, S.C.  
D.W. DANIEL HS

TIGERS

Entered 2020 credited with 84 career tackles (15.0 for loss), 4.0 sacks, two pass breakups and a forced fumble in 542 career snaps in 26 games (four starts).

**2020:** Credited with 44 tackles (5.5 for loss), 2.5 sacks, a pass breakup and a forced fumble in 319 snaps over nine games (four starts) ... third-team All-ACC selection by PFF ... made first career start at Wake Forest, notching three tackles ... had a team-high-tying six tackles vs. The Citadel, including a tackle for loss ... had four solo tackles vs. Virginia ... credited by the coaching staff with a team-high seven tackles, including a half-sack, vs. No. 7 Miami ... had two tackles including a sack at Georgia Tech ... had seven tackles (0.5 for loss) in a start vs. Syracuse ... had seven tackles (one for loss) and a pass breakup in a start vs. Boston College ... had seven tackles, a sack and a forced fumble at No. 4 Notre Dame ... made one tackle prior to exiting with an arm injury at Virginia Tech.

**2019:** Credited with 38 tackles (9.5 for loss), 1.5 sacks and a pass breakup in 217 snaps over 14 games ... posted four tackles (one for loss) including a half-sack vs. Georgia Tech ... added two tackles vs. No. 12 Texas A&M ... played on defense and special teams at Syracuse ... made three tackles (2.5 for loss) vs. Charlotte ... contributed one tackle at North Carolina ... appeared briefly vs. Florida State ... posted four tackles vs. Boston College ... led Clemson with 4.0 tackles for loss among his eight tackles vs. Wofford, earning team defensive player of the game honors ... had four tackles vs. NC State ... had three tackles (0.5 for loss) vs. Wake Forest ... credited with three tackles at South Carolina ... added two tackles vs. No. 22 Virginia in the ACC Championship Game ... had four tackles (1.5 for loss) and a sack vs. No. 1 LSU ... ACC Honor Roll selection.


**2018:** Credited with two tackles in six snaps over three games while redshirting ... made one tackle in his collegiate debut vs. No. 16 NC State ... played on special teams vs. Louisville ... added a tackle vs. Duke.

**Before Clemson:** No. 29 linebacker in the nation by 247Sports and No. 32 linebacker by Rivals ... No. 6 player in South Carolina by 247Sports and No. 7 player by Rivals ... Shrine Bowl pick ... all-region as a senior ... had 70 tackles, 22 tackles for loss and five sacks as a senior ... starter as a sophomore and junior ... played basketball as a junior ... coached by Jeff Fruster at D.W. Daniel High School ... recruited by Brent Venables.

**Personal:** His father, Brent, is Clemson's defensive coordinator ... majoring in sports communication ... completed a microinternship at Cisco in 2019 ... born Jan. 18, 2000.

## J. VENABLES CAREER STATS

Year	G-S	Snaps	Hit	Asst	Tot	TFL	Sacks	Int	QP	PBU	CF-RF
2018	3-0	6	1	1	2	0-0	0-0	0-0	0	0	0-0
2019	14-0	217	27	11	38	9.5-21	1.5-2	0-0	1	0	0-0
2020	9-4	319	28	16	44	5.5-26	2.5-10	0-0	6	1	0-0
Totals	26-4	542	56	28	84	14-47	4-23	0-0	7	1	0-0



## TYLER VENABLES

S • 5-10 • 200 • SO. • 1VL  
CLEMSON, S.C.  
D.W. DANIEL HS

TIGERS

Enters 2021 after being credited with 24 tackles (1.0 for loss) and three pass breakups in 214 snaps over 12 games as a true freshman in 2020.

**2020:** Credited with 24 tackles (1.0 for loss) and three pass breakups in 214 snaps over 12 games ... made collegiate debut at Wake Forest ... posted a tackle for loss and a pass breakup vs. The Citadel ... broke up a pass vs. Virginia ... had a tackle and a pass breakup vs. No. 7 Miami ... added two tackles at Georgia Tech ... credited with a team-high eight tackles vs. Syracuse ... registered one tackle vs. Boston College ... added two tackles at No. 4 Notre Dame ... made three tackles vs. Pittsburgh ... had one tackle at Virginia Tech and in Sugar Bowl vs. No. 3 Ohio State.

**Before Clemson:** Played for Jeff Fruster at D.W. Daniel High School ... ranked as the school's career passing yardage leader with 6,927 yards ... totaled 73 touchdown passes and 38 rushing touchdowns in three years as a quarterback ... helped Daniel to an 11-1 record and the third round of the state playoffs as starting quarterback in 2019 ... set school record for passing yards in a season with 3,281 as a senior, completing 253-of-374 passes ... posted four straight 300-yard passing games at three straight five-touchdown games at various points ... had 48 combined touchdowns rushing and passing ... was also starter on defense, contributing 75 tackles, seven tackles for loss and four interceptions in 2019 ... named all-state as a defensive back in 2019 ... named Offensive Player of the Year for the region and was a first-team all-region honoree ... Mr. Football nominee in the state of South Carolina ... first-team all-region and was Player of the Year for the area in 2018 as a junior ... second-team USA Today All-State selection that year ... threw for 3,006 yards and rushed for 890 as a junior when he helped Daniel to an 11-2 record ... completed 243-for-364 passes that year with 26 touchdown passes and just four interceptions ... added 163 rushes for 890 yards and 28 rushing touchdowns to finish with 54 combined touchdowns rushing and passing ... Shrine Bowl selection ... recruited to Clemson by Brent Venables and Mickey Conn.

**Personal:** Born Feb. 22, 2002 ... pre-business major ... enrolled at Clemson in January 2020 ... son of Clemson defensive coordinator and 2016 Broyles Award winner Brent Venables and brother of Clemson linebacker Jake Venables ... his father played college football at Kansas State ... played at the same high school that produced future Clemson All-Americans DeAndre Hopkins, Shaq Lawson and Kyle Young.

## T. VENABLES CAREER STATS

Year	G-S	Snaps	Hit	Asst	Tot	TFL	Sacks	Int	QP	PBU	CF-RF
2020	12-0	214	17	11	28	3-6	0-0	0	0	3	0-0



## JONATHAN WEITZ

PK • 5-11 • 190 • \*SO. • SQ  
CHARLESTON, S.C.  
PORTER-GAUD SCHOOL

TIGERS

Walk-on who has played four career games ... 1-1 on PATs and has a 55.7-yard average on nine career kickoffs.

**2020:** Scored first career point on a PAT vs. The Citadel.

**2019:** Kicked off five times in three games while redshirting ... made collegiate debut on a fourth quarter



# VETERAN BIOS

kickoff vs. Georgia Tech ... kicked off twice each vs. Charlotte and vs. Wofford ... ACC Honor Roll selection.

**Before Clemson:** Completed his prep career at Porter-Gaud School.

**Personal:** Born Nov. 20, 2000 ... pre-business major.

## WEITZ CAREER STATS

Year	G-S	11-29	30-39	40-49	50+	Total	HB	LG	PAT	Pts
2019	3-0	0-0	0-0	0-0	0-0	0-0	0	---	0-0	0
2020	1-0	0-0	0-0	0-0	0-0	0-0	0	---	1-1	1
Totals	4-0	0-0	0-0	0-0	0-0	0-0	0	---	1-1	1



## E.J. WILLIAMS

WR • 6-3 • 190 • SO. • 1VL  
PHENIX CITY, ALA.  
CENTRAL HS

TIGERS

Has 24 catches for 306 yards and two touchdowns in 396 snaps over 12 games (four starts).

**2020:** Had 306 yards on 24 receptions, both fifth on the team, adding two touchdown catches in 396 snaps over 12 games (four starts) ... tied for team lead with three receptions vs. The Citadel, gaining 58 yards ... caught one pass vs. No. 7 Miami ... had his first career touchdown reception amidst a three-catch, 38-yard day vs. Pittsburgh ... had career highs with four receptions for 80 yards in ACC Championship Game vs. No. 2 Notre Dame, including a 33-yard touchdown catch and a highlight-reel one-handed grab ... had five catches for 45 yards in Sugar Bowl vs. No. 3 Ohio State.

**Before Clemson:** Played for Jamey DuBose at Central High School ... over his final two years, had 84 catches for 1,407 yards and 19 touchdowns ... had 44 receptions for 739 yards and 11 touchdowns as a senior while helping his team to a 12-2 overall record ... first-team all-region as a junior and senior ... had 40 receptions for 668 yards and eight touchdowns as a junior ... averaged 16.8 yards per catch in that span ... selected to the Under Armour All-American Game ... No. 98 overall player in the nation by 247Sports, which also ranked him as the fourth-best player in Alabama ... No. 112 overall and fourth-best player in Alabama by PrepStar ... ESPN.com ranked him as the No. 124 overall player in the nation and sixth-best player in Alabama ... listed No. 132 overall by Rivals.com, the fourth-best player in Alabama ... MVP for the Alabama team in the Alabama-Mississippi All-Star game on Dec. 14, posting six catches for 98 receiving yards in the game ... recruited to Clemson by Todd Bates and Jeff Scott.

**Personal:** Born Nov. 14, 2001 ... enrolled at Clemson in January 2020 ... sports communication major ... played at same high school as current Tigers receiver Justyn Ross and safety Ray Thornton III ... his sister, Kahlia Lawrence, was a 2018 draft pick by the WNBA's Minnesota Lynx ... wore #39 on Military Appreciation Day in 2020 to honor his father, Sgt. 1st Class Eddie Williams, Sr., who passed away at age 39 in 2010 after 18 years of service in the U.S. Army.

## E. WILLIAMS CAREER STATS

Year	G-S	Snaps	Rec	Yds	Avg	TD	LG
2020	12-4	396	24	306	12.8	2	38



## GREG WILLIAMS

DE • 6-4 • 260 • \*SO. • 1VL  
SWANSEA, S.C.  
SWANSEA HS

TIGERS

Enters 2021 credited seven tackles and a sack in 81 snaps over 11 career games.

**2020:** Credited with seven tackles (1.0 for loss) and a sack in 67 defensive snaps over seven games ... had a career day vs. The Citadel, tying for the team lead with six tackles including his first career sack ... added one tackle at Virginia Tech.


**2019:** Played 14 defensive snaps in four games while redshirting ... made his debut vs. Charlotte ... split a tackle for loss vs. Wake Forest.

**Before Clemson:** Played in the Shrine Bowl in 2018 ... four-year starter at Swansea ... played inside linebacker in 2017 and outside linebacker in 2018 ... ranked as the eighth-best overall player in state of South Carolina by ESPN.com ... listed 12th in the state by Rivals.com and 16th by 247Sports ... had 78 tackles with a sack, two forced fumbles and three interceptions as a senior in 2018 ... named the Region 5 Defensive Player of the Year ... All-Region 5 AAA All-Region in football and basketball in 2017-18 academic year ... the basketball team won the Region 5 AAA Championship in 2017-18 ... had outstanding junior year in 2017 when he had 103 tackles ... comes to Clemson from Swansea, S.C., the same hometown that sent Bryant McNeal to the Tigers between 1999-2002 ... wore No. 4 for Swansea ... played at Swansea High School for first-year coach Eric Pack ... primary Clemson recruiters were Brandon Streeter and Brent Venables.

**Personal:** Born Feb. 22, 2001 ... majoring in health science.

## G. WILLIAMS CAREER STATS

Year	G-S	Snaps	Hit	Asst	Tot	TFL	Sacks	Int	QP	PBU	CF-RF
2019	4-0	14	0	1	1	0.5-1	0-0	0-0	0	0	0-0
2020	7-0	67	4	3	7	1-7	1-7	0-0	2	0	0-0
Totals	11-0	81	4	4	8	1.5-8	1-7	0-0	2	0	0-0



## JOHN WILLIAMS

OL • 6-4 • 300 • \*FR. • RS  
CANTON, GA.  
CREEKVIEW HS

TIGERS

Has played seven snaps over two games.

**2020:** Played seven snaps over two games ... played three snaps in collegiate debut at Wake Forest ... played four snaps in Clemson's shutout win vs. The Citadel.

**Before Clemson:** Played for Trevor Williams at Creekview High ... two-time first-team all-state offensive tackle ... played along the offensive line his entire career, but did see some time in the defensive line in short-yardage situations ... all-state, all-area and all-conference as a senior ... named all-state by Georgia Public Broadcasting, a team that includes all levels of high school football ... named all-state by the Atlanta Journal Constitution and MaxPreps for his junior year when he helped Creekview to a 12-1 record and a trip to the Elite Eight of the 6A playoffs ... two-time first-team all-region selection who was a second-team honoree as a sophomore ... recruited to Clemson by Brandon Streeter and Robbie Caldwell.

**Personal:** Born March 17, 2002 ... biological sciences major ... enrolled at Clemson in June 2020.



## TRÉ WILLIAMS

DT • 6-2 • 300 • \*FR. • RS  
WINDSOR, CONN.  
ST. JOHN'S COLLEGE (D.C.) HS

TIGERS

Enters 2021 with four tackles (one for loss) in two career games.

**2020:** Played 14 snaps over two games prior to a season-ending injury ... made his debut at Wake Forest ... had four tackles (one for loss) at Georgia Tech.

**Before Clemson:** Played 2018 and 2019 seasons for Joe Casamento at St. John's College High School ... helped St. John's College High School go 9-1 in 2018 and rank 20th in the nation (No. 2 in the Washington, D.C. area) by MaxPreps ... helped team to 9-1 record in 2018 and top-20 national rank as a starting defensive tackle ... ranked as the No. 39 overall player in the nation by ESPN.com, which also listed him as the fourth-best defensive tackle and third-best player in Maryland ... 247Sports ranked Williams as the 57th-best player in the nation, the seventh-best defensive tackle and third-best player in Washington, D.C. in high school ... Rivals listed him as the No. 206 overall player in the nation, 16th-best defensive tackle and third-best player in Washington D.C. area ... selected to participate in the Under Armour All-American Game ... recruited to Clemson by Mike Reed and Todd Bates.

**Personal:** Born Oct. 22, 2001 ... pre-business major ... plans to enroll at Clemson in June 2020.

## T. WILLIAMS CAREER STATS

Year	G-S	Snaps	Hit	Asst	Tot	TFL	Sacks	Int	QP	PBU	CF-RF
2020	2-0	14	3	1	4	1-3	0-0	0-0	0	0	0-0



## LANNDEN ZANDERS

S • 6-1 • 200 • JR. • 2VL  
SHELBY, N.C.  
CREST HS

TIGERS

Enters 2021 credited with 55 tackles (5.0 for loss), 3.0 sack, four pass breakups and a sack in 506 defensive snaps over 24 games (nine starts).

**2020:** Had with 34 tackles (2.5 for loss), three pass breakups, a forced fumble and a sack in 394 snaps over 10 games (nine starts) ... made first career start at Wake Forest and posted six tackles (one for loss) ... had two tackles and two pass breakups vs. Virginia ... had four tackles (0.5 for loss) and a pass breakup vs. No. 7 Miami ... had four tackles vs. Syracuse ... had a 12-yard sack among his three tackles vs. Boston College ... missed several weeks but returned to add four tackles in ACC Championship Game vs. No. 2 Notre Dame ... added five tackles in Sugar Bowl vs. No. 3 Ohio State.

**2019:** Had 21 tackles (2.5 for loss), 2.0 sacks and a pass breakup in 112 defensive snaps over 14 games ... made collegiate debut vs. Georgia Tech, making two tackles (0.5 for loss) ... had four tackles at Syracuse ... added an eight-yard sack vs. Charlotte ... had two tackles and a pass breakup vs. Florida State ... had four tackles vs. Wofford ... had three tackles vs. Wake Forest ... contributed a tackle vs. No. 22 Virginia in the ACC Championship Game.

**Before Clemson:** Ranked as 24th-best player in North Carolina by ESPN.com ... had 51 tackles and five interceptions as a starting safety in 2018 ... returned two of his five interceptions for touchdowns ... had a fumble return and 175 yards rushing and a touchdown ... had 545 receiving yards and eight touchdowns ... first-team all-conference ... in 2017, had 54 tackles and six interceptions to go with seven tackles for loss ... had five receiving touchdowns on 24 catches for 363 yards ... averaged 15 yards per catch ... played for Nicholas Eddins ... Clemson recruiter was Mickey Conn ... enrolled at Clemson in January 2019.

**Personal:** Born June 19, 2001 ... majoring in health science.

## ZANDERS CAREER STATS

Year	G-S	Snaps	Hit	Asst	Tot	TFL	Sacks	Int	QP	PBU	CF-RF
2019	14-0	112	15	6	21	2.5-23	2-22	0-0	1	1	0-0
2020	10-9	394	20	14	34	1.5-13	1-12	0-0	5	3	1-0
Totals	24-9	506	35	20	55	4-36	3-34	0-0	6	4	1-0

# ROOKIE BIOS



## JAKE BRININGSTOOL

TE • 6-6 • 215 • FR. • HS  
BRENTWOOD, TENN.  
RAVENWOOD HS

TIGERS

9

Unanimous four-star prospect from the three major recruiting services who is also a unanimous top 100 national player ... ranked 70th in the nation by Rivals, which also listed him as the fourth-best tight end in the nation and second-best player in the state of Tennessee ... ESPN.com listed him as the No. 71 overall player in the nation, second-best tight end and the best player in Tennessee ... 247Sports listed Briningstool as the No. 84 overall player, third-best tight end and best player in Tennessee ... selected for the Under Armour All-American Game ... PrepStar five-star recruit and Top 150 Dream Team selection who ranked as the No. 1 tight end and No. 1 prospect in Tennessee and as the nation's No. 48 overall prospect ... had 39 receptions for 774 yards and 12 touchdowns as a senior in 2020 ... also had a 51-yard kickoff return for a score, giving him 13 touchdowns for the year ... on defense had 38 tackles, seven sacks, 11 tackles for loss and a forced fumble ... for his career, recorded 111 receptions for 1,955 yards and 22 receiving touchdowns ... three-year starter who led his Ravenwood team to a 30-10 record and made the playoffs each year ... was 6A State Runner-up in 2019 and a 6A semifinalist in 2018 ... Mr. Football finalist in Tennessee for 6A as a senior ... Regional 6-6A Co-MVP in 2020 ... all-region in 2019 and 2020 ... second-team All-Mid State as a junior ... committed to Clemson on Jan. 26, 2020 ... recruited by Lemanski Hall and Danny Pearman ... played for Matt Daniels at Ravenwood High School ... majoring in pre-business ... enrolled at Clemson in January 2021 ... born Dec. 9, 2002.



## BARRETT CARTER


LB • 6-1 • 220 • FR. • HS  
SUWANEE, GA.  
NORTH GWINNETT HS

TIGERS

0

Five-star athlete from Georgia ranked as the No. 17 overall player in the nation by 247Sports ... versatile athlete that will play safety at Clemson ... also listed by 247Sports as the second-best linebacker in the nation and third-best player in Georgia, earning a five-star ranking following his signing in the early signing period ... Rivals.com listed Carter as a five-star player, ranked as the nation's No. 21 overall player, the top linebacker in the nation and the third-best player in Georgia ... ESPN.com lists him as a four-star, the No. 103 overall player in the nation ... PrepStar five-star recruit and Top 150 Dream Team selection who ranked as the nation's No. 40 overall prospect and No. 4 player in Georgia ... earned Defensive National High School Player of the Year from the Maxwell Football Club ... in a 2020 state playoff game, he recorded 197 yards rushing on 17 attempts on offense and had eight tackles, three sacks and a fumble recovery on defense ... he accomplished that after running for 142 yards on just six carries in the regular season finale ... for the season he rushed for 429 yards, a 9.3-yard average, and scored 10 touchdowns and added seven catches for 68 yards ... finished the year with 11 tackles for loss, including five sacks, to go with 38 tackles in seven games ... had a 79-yard interception return for a touchdown ... also threw a 13-yard touchdown pass ... as a junior in 2019, he recorded 73 tackles and 10 sacks in 13

games ... had 51 tackles and seven tackles for loss in 11 games as a sophomore ... finished his career with 162 tackles, 27 tackles for loss, including 18 sacks ... 116 of his tackles were solos ... selected to play in the All-American Bowl ... committed to Clemson on May 19, 2020 ... recruited by Mickey Conn and Brent Venables ... played for Bill Stewart at North Gwinnett High School ... born Oct. 23, 2002 ... majoring in sports communication.



## BUBBA CHANDLER

QB • 6-3 • 190 • FR. • HS  
BOGART, GA.  
NORTH OCONEE HS

TIGERS

12

Two-sport athlete who is expected to play both football and baseball at Clemson ... originally committed to Georgia to play baseball ... plays quarterback in football and shortstop/pitcher in baseball ... has been clocked in the low 90s on the mound ... ranked as No. 201 overall football player in the nation by 247Sports, which also listed him as the 11th-best pro style quarterback and 17th-best player in Georgia ... four-star player according to ESPN.com ... PrepStar four-star recruit and Top 350 All-American who ranked as the No. 18 pro-style quarterback and No. 29 recruit in Georgia ... for his career, completed 227-of-434 passes for 3,605 yards and 40 touchdowns and rushed 139 times for 983 yards and nine rushing touchdowns ... as a senior in 2020, completed 116-of-229 passes for 1,842 yards and 18 touchdowns while also rushing 79 times for 548 yards and six scores on the ground ... named team captain by his teammates as a senior ... Region 8 4A Offensive Player of the Year ... preseason all-state selection ... as a junior, completed 167-of-220 passes for 2,098 yards and 27 touchdowns and added 505 rushing yards with four rushing touchdowns ... played baseball sparingly in spring of 2020 due to the COVID-19 pandemic ... hit .435 and struck out 16 in seven innings ... in 2019, he hit .356 as a shortstop and posted a 7-0 record as a pitcher with 55 strikeouts in 41.1 innings ... played in the Baseball Factory All-Star Game in Frisco, Texas, an event that welcomes the top 40 high school players in the nation ... started on the basketball team as a freshman and sophomore ... committed to Clemson on May 20, 2020 ... recruited by Mickey Conn and Brandon Streeter ... also had football offers from Louisville, Miami and Mississippi ... played for Tyler Aurandt at North Oconee High School ... born Sept. 14, 2002 ... pre-business major.



## BEAUX COLLINS


WR • 6-3 • 195 • FR. • HS  
LOS ANGELES, CALIF.  
ST. JOHN BOSCO HS

TIGERS

80

A national top 50 player according to ESPN.com ... played two high school seasons with Clemson quarterback D.J. Uiagalelei ... Rivals.com listed him as the No. 57 overall player in the nation, as well as the tenth-best receiver and third-best player in the state of California ... ESPN.com ranked him No. 46 overall and as the third-best receiver in the nation and the fifth-best player in California ... PrepStar five-star recruit and Top 150 Dream Team selection who ranked as the nation's No. 27 recruit, including the No. 4 wide receiver prospect and No. 4 player in California ... did not have a 2020 high school season due to the COVID-19 pandemic ... as a junior in 2019, had 41 receptions for 1,008 yards

and 14 touchdowns ... averaged 24.6 yards per reception ... helped team to state title, a 13-1 record and a No. 1 national ranking in 2019 ... had five 100-yard games ... had biggest game against Liberty High with four catches for 178 yards, when all four receptions went for a touchdown including a career-long 80-yard catch ... had at least one touchdown reception in nine of the 14 games ... selected to play in the Under Armour All-American Game ... committed to Clemson on Jan. 25, 2020 ... recruited by Tyler Grisham and Todd Bates ... signed with Clemson on Dec. 16, 2020, his 18th birthday ... played for Jason Negro at St. John Bosco High School ... pre-business major ... enrolled at Clemson in January 2021 ... born Dec. 16, 2002.




## DACARI COLLINS

WR • 6-5 • 200 • FR. • HS  
ATLANTA, GA.  
WESTLAKE HS

TIGERS

3

Four-star prospect according to every major recruiting service ... ranked as the No. 129 overall player in the nation by ESPN.com ... also ranked by ESPN.com as the 23rd-best receiver and 17th-best player in Georgia ... 247Sports ranked him as a four-star prospect ... rated No. 207 overall and a four-star prospect by Rivals.com ... four-star recruit and Top 150 Dream Team selection by PrepStar, which ranked him as the nation's 22nd-best receiver and 14th-best player from Georgia ... invited to play in the Under Armour All-American Game ... had a strong four-year career in the football-rich state of Georgia, with his reception and yardage totals increasing each season ... has recorded 109 receptions for 1,990 yards and 20 touchdowns in 37 career games, averaging a strong 18.3 yards per catch for his career ... in the first 11 games of the 2020 season, he had 48 catches for 842 yards and eight scores, averaging 17.5 yards per catch for a team that is currently 11-1 ... had his best game against Johns Creek, when he recorded 153 receiving yards and a touchdown on eight catches ... had at least three catches in every game in 2020 ... as a junior in 2019, had 39 catches for 696 yards and six scores in 12 games ... had catches in all 12 games in 2019, finishing with a streak of 23 straight games with a catch over his last two years ... as a sophomore, caught 14 passes for 304 receiving yards and six scores ... had eight receptions for 148 yards and two touchdowns as a freshman ... enrolled at Clemson in January 2021 ... committed to Clemson on Sept. 7, 2019 ... recruited by Mike Reed and Tyler Grisham ... played for Bobby May at Westlake High School, the same high school that produced former Clemson cornerback and 2020 first-round pick A.J. Terrell and fellow 2021 signee Nate Wiggins ... born Nov. 4, 2002.



## CADE DENHOFF

DE • 6-5 • 225 • FR. • HS  
PLANT CITY, FLA.  
LAKELAND CHRISTIAN SCHOOL

TIGERS

44

National top 100 player according to ESPN.com and 247Sports ... ESPN.com listed him as the No. 82 overall player in the nation, the 10th-best defensive end and the 15th-best player in Florida ... ranked as the No. 89 overall player by 247Sports, and was also listed as the eighth-best defensive end in the nation and 13th-best player in Florida ... ranked No. 188 overall nationally by Rivals.com, which also ranked him as the No. 10 defensive end ... PrepStar Top 150 Dream Team selec-



# ROOKIE BIOS

tion who ranked as the nation's No. 83 overall prospect and as the No. 8 defensive end and No. 14 player in Florida ... rated as a four-star prospect by all services ... five-year letterman at Lakeland Christian, as he played in nine games as an eighth grader ... played 48 games overall, recording 282 career tackles, 26.5 sacks, seven caused fumbles and four fumble recoveries ... played seven games and had 40 tackles, including 6.5 tackles for loss, in pandemic-shortened 2020 season ... had 92 tackles in 12 games, including 11 sacks and three caused fumbles in 2019 ... had three double-figure tackle games that season, and had a career-high four sacks against King's Academy ... as a sophomore in 2018, had career-high 95 tackles in 11 games with 6.5 sacks and three caused fumbles ... had three double-figure tackle games, including a career-high 13 stops against Berkeley Prep ... had 44 tackles and seven sacks in nine games as a freshman, including a three-sack performance against Land O' Lakes High School ... had 11 tackles in nine games as an eighth grader in 2016 ... invited to play in the Under Armour All-American Game ... committed to Clemson on Jan. 26, 2020, the same day as fellow signee Jake Briningstool ... recruited by Lemanski Hall and Mike Reed ... played football, basketball and baseball in high school ... played for Danny Williams at Lakeland Christian School ... pre-business major ... enrolled at Clemson in January 2021 ... born Aug. 30, 2002.



## TRISTAN LEIGH

OL • 6-6 • 290 • FR. • HS  
FAIRFAX, VA.  
JAMES W. ROBINSON SECONDARY SCHOOL

TIGERS

One of the highest rated offensive

linemen in the nation ... ranked in the top 25 among all prospects by Rivals.com, ESPN.com and 247Sports ... listed as the No. 15 overall player and a five-star prospect by 247Sports, which also ranked him as the fourth-best offensive tackle in the nation and second-best player from Virginia ... Rivals.com listed him as the 17th-best overall player, the fourth-best offensive tackle and top player from Virginia ... ESPN.com ranked him No. 22 overall as well as the fourth-best offensive tackle and the second-best player from Virginia ... PrepStar five-star recruit and Top 150 Dream Team selection who ranked as the nation's No. 34 overall recruit, including ranking as the No. 2 offensive tackle prospect and No. 2 player in Virginia ... also played basketball in high school ... also recruited by Alabama, Oklahoma, LSU and Ohio State ... selected for All-American Bowl ... recruited by Brent Venables and Robbie Caldwell ... played for Scott Vossler at Robinson High School ... his father, Stan Leigh, played running back at Virginia from 1990-94 ... pre-business major ... born April 28, 2003.



## RYAN LINTHICUM

OL • 6-4 • 280 • FR. • HS  
DAMASCUS, MD.  
DAMASCUS HS

TIGERS

Ranked as the No. 120 overall

player in the nation by Rivals.com, which listed him as the best center in the nation and the fifth-best player from Maryland ... 247Sports ranked him as the eighth-best center in the nation and 21st-best player from Maryland ... ESPN.com ranked him among its top 300 prospects nationally as well as the fourth-best center in the nation and 14th-best player from Maryland ... PrepStar Top 150 Dream Team

selection and four-star recruit who ranked as the nation's No. 2 center and the No. 4 player in Maryland ... invited to play in the Under Armour All-American Game ... did not have a 2020 high school season due to COVID-19 pandemic ... committed to Clemson on Sept. 23, 2019 ... recruited by Robbie Caldwell and Mike Reed ... played football, basketball and lacrosse in high school ... played for Josh Klotz at Damascus High School ... became Clemson's second signee from Damascus in a two-year span, joining 2020 signee Bryan Bresee ... pre-business major ... enrolled at Clemson in January 2021 ... born Sept. 7, 2002.



## PHIL MAFAH

RB • 6-1 • 215 • FR. • HS  
LOGANVILLE, GA.  
GRAYSON HS

TIGERS

Unanimous top 300 player nationally ... ranked No. 178 by 247Sports, which also listed him as the 11th-best running back in the nation and 16th-best player in Georgia ... ranked No. 148 by Rivals.com, which ranked him as the eighth-best running back in the nation and 12th-best player in Georgia ... ESPN300 member who was listed as a four-star prospect by all services ... PrepStar Top 350 All-American who was ranked by the service as the nation's No. 159 overall recruit, the No. 13 running back and No. 15 player in Georgia ... in three years at Grayson High, rushed for 2,526 yards on 288 carries, an 8.8-yard average, and scored 37 total touchdowns ... had 10 100-yard rushing games in 29 career games ... also recorded 20 career receptions for 224 yards and four scores ... rushed for 1,130 yards on 130 attempts (8.7 per rush) in 2020, scoring 18 touchdowns and notching five 100-yard rushing games ... team currently sits at 12-0 in 2020 and is ranked second in the state by MaxPreps ... had career-high 222 rushing yards on 16 carries against McEachern, a 13.9-yard average, with two scores ... followed that with games of 23 rushes for 175 yards, 19 for 142 yards and 20 for 146 yards ... had 676 yards and a 10-yard average in 2019, missing four games with a broken collarbone ... recorded 720 yards and 10 touchdowns in 2018 ... committed to Clemson on Aug. 29, 2019 as the Tigers first commit of the 2021 recruiting class ... recruited by Mickey Conn and Tony Elliott ... played for Adam Carter at Grayson High School ... attended same high school as several former Clemson players, including current New York Giants running back Wayne Gallman ... enrolled at Clemson in January 2021 ... born Oct. 24, 2002.



## ANDREW MUKUBA

S • 6-0 • 185 • FR. • HS  
AUSTIN, TEXAS  
LBJ EARLY COLLEGE HS

TIGERS

Ranked as No. 152 overall player in the nation by ESPN.com, which also ranked him as the fifth-best safety in the nation ... ranked No. 205 and as the 14th-best safety by 247Sports ... four-star player according to ESPN.com and 247Sports ... PrepStar Top 350 All-American who ranked as the nation's No. 160 overall prospect and the ninth-best safety according to that service ... won District Offensive Player of the Year as a senior ... had 27 receptions for 427 yards and six scores ... added 20 carries for 173 yards and two scores ... on defense, had 60 tackles, six interceptions and four caused fumbles ... in the state quarterfinals he had two interceptions

on defense and also scored on a diving 19-yard catch on offense ... District 12-5A Newcomer of the Year in Texas in 2019 ... had 32 receptions for 635 yards and 12 touchdowns on offense ... added 80 tackles, five interceptions and three forced fumbles on defense ... had two touchdowns on kick returns as well ... All-State as a receiver that year ... committed to Clemson on Sept. 1, 2020 ... recruited by Mickey Conn and Brent Venables ... played for Jahmal Fenner at LBJ Early College High School ... pre-business major ... enrolled at Clemson in January 2021 ... born Dec. 7, 2002.



## PAYTON PAGE

DT • 6-4 • 315 • FR. • HS  
GREENSBORO, N.C.  
DUDLEY HS

TIGERS

National top 40 player according to ESPN.com ... four-star recruit

by all services ... ranked No. 30 in the nation by ESPN.com, the third-highest-ranked Clemson player in the class ... Rivals.com ranked him the No. 50 player in the nation ... ESPN.com listed him as the fourth-best defensive tackle in the nation and third-best player in North Carolina ... Rivals.com listed him as the fourth-best defensive tackle and second-best player in North Carolina ... PrepStar five-star recruit and Top 150 Dream Team selection who ranked as the nation's No. 35 recruit, including the No. 4 defensive tackle prospect and No. 2 player in North Carolina ... invited to play in the Under Armour All-American Game ... did not have a 2020 high school season due to the COVID-19 pandemic ... three-year starter ... had 191 career tackles, including 55 tackles for loss ... had at least one tackle for loss in every game his sophomore and junior seasons, a streak of 27 straight games ... had 71 tackles, including 26 tackles for loss, in 2019 ... had 80 tackles as a sophomore in 2018, including 26 tackles for loss and 10 sacks in the 14 games ... model of consistency who had a sack in 10 different games that year ... as a freshman in 2017, posted 40 tackles, including three tackles for loss, in 11 games ... Dudley posted a 30-10 record over his three years on the team ... committed to Clemson on July 28, 2020 ... recruited by Robbie Caldwell and Todd Bates ... played for Steven Davis at Dudley High School ... graduate of the same high school as College Football Hall of Famer and current Clemson Assistant Athletic Director for Player Relations Jeff Davis ... selected Clemson over Tennessee and North Carolina ... enrolled at Clemson in January 2021 ... born Sept. 27, 2002.



## ZAIRE PATTERSON

DE • 6-6 • 225 • FR. • HS  
WINSTON-SALEM, N.C.  
WINSTON-SALEM PREPARATORY ACADEMY

TIGERS

National top 100 player according to 247Sports, which listed

him as the nation's No. 97 overall player, the sixth-best defensive end and the sixth-best player from North Carolina ... also top 300 player nationally according to ESPN.com ... rated as a four-star recruit by ESPN.com and 247Sports ... PrepStar Top 350 All-American who ranked as the nation's No. 12 weakside defensive end and No. 7 player in North Carolina ... invited to play in the Under Armour All-American Game ... did not have a fall 2020 high school season due to the COVID-19 pandemic ... had 181 career tackles, 43 tackles for loss, including 25 sacks, three interceptions and 10 caused fumbles in 21 games over two seasons ... in 2019, had

# ROOKIE BIOS

129 tackles, including 27 tackles for loss and nine sacks ... also had three interceptions for 78 return yards ... recorded a remarkable nine caused fumbles ... had his best game against Bishop McGuinness when he recorded a career-high 20 tackles, six tackles for loss, four sacks and three caused fumbles ... also had 14 tackles, including five tackles for loss, against West Columbia that year ... had 69 tackles in his last five games of the 2019 season ... had 52 tackles, including 16 sacks, and three blocked punts in nine games as a sophomore in 2018 ... also played three years of high school basketball ... averaged 5.4 points and 7.2 rebounds in 2019-20 ... committed to Clemson on May 26, 2020 ... recruited by Lemanski Hall and Mike Reed ... played for De'Ron Middleton at Winston-Salem Preparatory Academy ... born Oct. 22, 2002 ... majoring in sports communication.




## DIETRICK PENNINGTON

OL • 6-5 • 310 • FR. • HS  
MEMPHIS, TENN.  
EVANGELICAL CHRISTIAN SCHOOL

TIGERS

Ranked among the top 215 players in the nation by 247Sports and ESPN.com ... ranked No. 135 in the nation by 247Sports, the eighth-best offensive lineman and fourth-best player in Tennessee ... ESPN.com ranked him as a top 300 player, the ninth-best at his position and sixth-best player in Tennessee ... four-star signee according to ESPN.com and 247Sports ... PrepStar Top 150 Dream Team selection who ranked as the nation's No. 9 tackle and the No. 4 player in Tennessee ... named Mr. Football for D2-AA in Tennessee in 2020 after being the runner-up for the honor in 2019 ... preseason and postseason all-state honoree in 2019 ... two-way starter on 2019 D2-AA state title team ... MVP of the D2-AA West Region in 2019 and 2020 ... postseason all-state D2-AA selection in 2018 ... helped team to 9-4 record his senior year ... graded at 93 percent or better for every game his junior and senior seasons ... also recruited by LSU, Auburn, Florida State and Georgia ... also played basketball and threw shot put and discus ... along with classmate Jake Briningstool, gives Clemson two signees from Tennessee for the second time under Dabo Swinney, joining the 2017 signing class that produced two of Clemson's top 16 players in career receiving yardage (Tee Higgins and Amari Rodgers, both of whom hailed from the Knoxville area) ... committed to Clemson on July 29, 2020 ... recruited by Lemanski Hall and Robbie Caldwell ... played for Trey Adams at Evangelical Christian School ... born Nov. 16, 2002 ... computer science major.



## WILL SHIPLEY

RB • 5-11 • 200 • FR. • HS  
WEDDINGTON, N.C.  
WEDDINGTON HS

TIGERS

Ranked as five-star prospect by 247Sports and as a high four-star by ESPN.com and Rivals.com ... ranked as the No. 21 overall player in the nation by ESPN.com, which also listed him as the second-best running back in the nation and second-best player from North Carolina ... rated as the No. 1 all purpose running back and No. 45 overall player in the nation by Rivals.com ... ranked No. 52 by 247Sports, the nation's best all-purpose back and third-best player in North Carolina ... PrepStar five-star recruit and Top 150 Dream Team selection who ranked as the nation's No. 19 recruit, including

the No. 2 running back prospect and top player in North Carolina ... invited to play in the Under Armour All-American Game ... Gatorade Player of the Year in North Carolina and Charlotte Observer Player of the Year for 2019 ... led his 2019 team to a 16-0 record and the state 3A title ... MVP of the 2019 state championship game when he rushed for 256 yards and scored four touchdowns in a win over Lee County for his program's second straight state title ... three-time all-conference and all-county selection who was also a two-time all-state selection and two-time MaxPreps All-American ... did not have a 2020 high school season due to the COVID-19 pandemic ... rushed for 4,173 yards on 503 carries (8.3 yards per rush) in his three-year high school career ... had 1,411 receiving yards on 84 catches for a 16.8-yard average ... scored 80 touchdowns in his career — 55 rushing, 23 receiving and two on defense ... had an incredible 2019 season when he had 2,066 yards rushing on just 188 carries (11.0 yards per rush) and scored 31 rushing touchdowns ... also had 34 catches for 582 yards and nine receiving touchdowns in 2019 ... had 42 touchdowns that year, including 31 rushing, nine receiving and two on defense ... as a sophomore in 2018, posted 1,417 yards rushing on 206 carries and scored 19 touchdowns ... added 31 catches for 406 yards and six receiving touchdowns ... added 49 tackles and two interceptions on defense ... as a freshman, had 84 tackles and two interceptions ... contributed 690 rushing yard and five rushing touchdowns on 109 carries, as well as 19 catches for 423 yards and eight receiving touchdowns, in his freshman campaign ... also an outstanding lacrosse athlete who received college offers for that sport as well ... scored 49 goals and had 59 assists in 38 career games ... had 29 goals and 33 assists in 21 games in 2017 ... helped his team to a pair of state lacrosse titles ... won the state championship in 55 meters in the only year he ran indoor track, recording a time of 6.36 in the 55 meters ... committed to Clemson on May 5, 2020 ... recruited by Danny Pearman and Tony Elliott ... played for Andy Capone at Weddington High School ... straight-A student in high school ... pre-business major ... enrolled at Clemson in January 2021 ... born Aug. 29, 2002.



## TROY STELLATO

WR • 6-1 • 175 • FR. • HS  
FORT LAUDERDALE, FLA.  
CARDINAL GIBBONS HS

TIGERS

National top 300 player by all services ... ranked No. 135 overall by Rivals.com, which listed him as the 20th-best player in Florida and 17th-best receiver in the nation ... ranked No. 228 by 247Sports and No. 239 by ESPN.com ... four-star signee according to ESPN.com and Rivals ... PrepStar Top 150 Dream Team selection who ranked as the nation's No. 120 overall prospect, including ranks as the 17th-best receiver prospect and No. 18 player in Florida ... posted 112 career receptions for 1,758 yards and 19 scores in 33 games ... Max-Prep Preseason second-team All-American for 2020 ... recorded 26 receptions for 325 yards and five scores in his first six games of a pandemic-shortened 2020 season ... as a junior, recorded 42 receptions for 727 yards and nine scores, a 17.3 yards-per-reception average, in 13 games ... as a sophomore, had 44 receptions for 706 yards and five scores in 14 games ... had a career-long 77-yard catch and a 16.0 average that season ... committed to Clemson on June 5, 2020 ... recruited by Brent Venables and Tyler Grisham ... played for Matt DuBuc at Cardinal Gibbons High School.



## MARCUS TATE

OL • 6-5 • 290 • FR. • HS  
SUNRISE, FLA.  
NSU UNIVERSITY SCHOOL

TIGERS

Ranked as the No. 112 overall player in the nation by Rivals.com, which also listed him as the sixth-best offensive guard in the nation and 18th-best player in Florida ... ranked as the No. 132 overall player by ESPN.com, which also listed him as the 17th-best player at his position and 19th-best player in Florida ... top 225 player according to 247Sports, which ranked him as the 12th-best offensive guard ... ranked as a four-star by all services ... PrepStar Top 150 Dream Team selection who ranked as the nation's No. 119 prospect, including ranking as the fifth-best guard prospect ... committed to Clemson on Sept. 24, 2019 ... played for Daniel Luque at NSU School in 2020, he played his first three years at University School ... that school cancelled its 2020 season due to COVID19, so he played for Tru Prep Academy in 2020, where he was a member of the 2020 State Championship team ... wore No. 55 in high school ... committed to Clemson on Sept. 24, 2019 ... recruited by Brent Venables and Robbie Caldwell ... majoring in criminal justice ... enrolled at Clemson in January 2021 ... born Jan. 31, 2003, and was the youngest member of Clemson's 2021 signing class.



## WILL TAYLOR

QB/WR • 5-10 • 175 • FR. • HS  
IRMO, S.C.  
BEN LIPPEN SCHOOL

TIGERS

Two-sport athlete expected to play football and baseball at Clemson ... on the gridiron, led Dutch Fork to 2020 5A state title with a 28-6 win over T.L. Hanna ... helped Dutch Fork become the first school to win five straight state titles, as the 2020 team ranked No. 18 in the nation according to USA Today ... three-star prospect who is ranked among the top 25 players in South Carolina by Rivals.com ... PrepStar All-Atlantic Region selection ... in 10 games in 2020, completed 136-of-203 passes for 2,237 yards and 21 touchdowns against just four interceptions ... had 60 carries for 448 yards and 11 touchdowns, a 7.5-yard rushing average ... in one game against River Bluff, completed 22-of-35 for 334 yards and four scores ... in season opener against White Knoll, completed 14-of-21 passes for 307 yards and five touchdowns ... against Carolina Forest, had 12 carries for 224 rushing yards and scored five touchdowns ... played his first three years of high school at Ben Lippen, throwing for 1,647 yards and rushing for 1,549 more in 2019 ... in baseball, hit .432 for Ben Lippen as a sophomore in spring of 2019 ... his junior spring (2020) was wiped out by the COVID-19 pandemic ... played in the Baseball Factory All-Star Game in Frisco, Texas, an event that welcomes the top 40 high school players in the nation ... also a three-time state champion in wrestling at Ben Lippen ... committed to Clemson on August 30, 2020 ... recruited by Brandon Streeter and Tyler Grisham ... played for Tom Knotts at Dutch Fork High School ... born Jan. 10, 2003 ... majoring in communication.



# ROOKIE BIOS



## JEREMIAH TROTTER JR.

LB • 6-1 • 210 • FR. • HS  
HAINESPORT, N.J.  
ST. JOSEPH'S (PA.) PREPARATORY SCHOOL

TIGERS

54

Rated as the No. 7 overall player in the nation by ESPN.com, including ranks as the nation's No. 1 linebacker and the top player in Pennsylvania ... ranked No. 30 by 247Sports, including being listed as the country's top inside linebacker and the second-best player in Pennsylvania ... ranked No. 106 by Rivals.com ... five-star prospect according to ESPN.com ... PrepStar five-star recruit and Top 150 Dream Team selection who ranked as the nation's No. 23 recruit, including as the No. 1 linebacker prospect and No. 1 player in Pennsylvania ... Clemson's highest-rated player in the 2021 class by ESPN.com and its second-highest by 247Sports ... invited to play in both the Under Armour All-American Game and the All-American Bowl ... helped lead St. Joseph's to a No. 3 national ranking according to USA Today ... helped team win two straight 6A state championships, including 2020, when the team won its championship game, 62-13 ... missed nine games as a junior with a broken arm ... committed to Clemson on Sept. 7,

2019 ... recruited by Mike Reed and Brent Venables ... Trotter Jr. played for Tim Roken at St. Joseph's Prep ... pre-business major ... enrolled at Clemson in January 2021 ... wore No. 54 in high school, the same number as his father, Jeremiah Trotter, Sr., a four-time Pro Bowler who played 12 NFL seasons for the Eagles, Redskins and Buccaneers from 1998-2009 ... born Dec. 24, 2002.



## NATE WIGGINS

CB • 6-2 • 175 • FR. • HS  
ATLANTA, GA.  
WESTLAKE HS


TIGERS

20

Ranked as a four-star recruit by all major services ... ranked as the No. 75 overall player in the nation by 247Sports, which also had him as the sixth-best cornerback in the nation and the ninth-best overall player in Georgia ... ranked No. 149 overall by Rivals.com, the 12th-best cornerback in the nation and 13th-best player in talent-rich Georgia ... ESPN.com ranked him No. 225 overall, as well as the 15th-best cornerback and 25th-best player in Georgia ... PrepStar Top 150 Dream Team

selection who ranked as the No. 112 overall player in the nation, including the eighth-best cornerback and 11th-best player in Georgia ... in the first nine games he played at Westlake High School in Atlanta in 2020, he was very productive on offense despite limited appearances on that side of the ball ... had a 71-yard rush for a touchdown, had one kickoff return for 75 yards and had 11 receptions for 323 yards and four touchdowns ... averaging 29.4 yards per reception ... played at Grady High School in 2018 and 2019 ... also played basketball at Grady ... had 18 receptions for 262 yards and two scores in 2018 ... selected for All-American Bowl ... had two career interception returns for touchdowns, including one of 100 yards ... committed to Clemson on Dec. 12, 2020 after originally committing to LSU prior to the 2020 season ... recruited by Mike Reed ... played for Bobby May at Westlake High School, the same high school that produced former Clemson cornerback and 2020 first-round pick A.J. Terrell and fellow 2021 signee Dacari Collins ... pre-business major ... enrolled at Clemson in January 2021 ... born Aug. 28, 2003.


## ROOKIE WALK-ONS




58 HOLDEN CASPERSEN  
LS • Fr.  
Roswell, Ga.




82 JACKSON CROSBY  
WR • Fr.  
Six Mile, S.C.




51 COLBY DOOLITTLE  
LB • Fr.  
Newberry, S.C.




52 JOEY EDDIS  
LB • \*Fr.  
Lawrence, Kan.



43 RIGGS FAULKENBERRY  
LB • Fr.  
Greenville, S.C.



62 CONNOR GRAHAM  
OL • \*Fr.  
Powdersville, S.C.



57 JACOB HENDRICKS  
LB • Fr.  
Six Mile, S.C.



89 ZACH JACKSON  
WR • Fr.  
Acworth, Ga.



34 ARMON MASON  
DE • Fr.  
Richmond Hill, Ga.



58 EVAN MCCUTCHEN  
DE • \*Fr.  
Hampton, S.C.



34 KEVIN MCNEAL  
RB • Fr.  
Tuscaloosa, Ala.



56 REED MORRISSEY  
LB • Fr.  
Greenville, S.C.



47 HOGAN MORTON  
PK • Fr.  
Birmingham, Ala.




38 PETER NEARN  
S • Fr.  
Memphis, Tenn.



44 BANKS POPE  
TE • Fr.  
Columbia, S.C.



40 TRISTEN RIGBY  
LB • Fr.  
St. Gabriel, La.



32 WISE SEGARS JR.  
WR • Fr.  
Sumter, S.C.



17 BILLY WILES  
QB • Fr.  
Ashburn, Va.

# 2020 LETTERMEN

## FRESHMEN (25)

#	Player	Pos.
11	Ajou Ajou	WR
42	LaVonta Bentley	LB
11	Bryan Bresee	DL
2	Fred Davis II	CB
21	Malcolm Greene	CB
52	Tayquon Johnson	OG
85	Jaelyn Lay	TE
30	Keith Maguire	LB
77	Mitchell Mayes	OL
9	R.J. Mickens	S
98	Myles Murphy	DE
14	Kobe Pace	RB
64	Walker Parks	OL
55	Hunter Rayburn	OL
32	Etinosa Reuben	DT
22	Trenton Simpson	LB
13	Brannon Spector	WR
14	Kevin Swint	LB
57	Paul Tchio	OL
16	Ray Thornton III	S
54	Mason Trotter	OL
5	D.J. Uiagalelei	QB
12	Tyler Venables	S
6	E.J. Williams	WR
40	Greg Williams	DE

## SOPHOMORES (22)

#	Player	Pos.
84	Davis Allen	TE
23	Andrew Booth Jr.	CB
18	Joseph Charleston	S
13	Tyler Davis	DT
27	Carson Donnelly	S
19	Michel Dukes	RB
5	K.J. Henry	DE
90	Darnell Jefferies	DT
6	Mike Jones Jr.*	LB
26	Sheridan Jones	CB
2	Frank Ladson Jr.	WR
7	Justin Mascoll	DE
89	Max May	WR
71	Jordan McFadden	OT
27	Chez Mellusi*	RB
10	Joseph Ngata	WR
17	Kane Patterson	LB
25	Jalyn Phillips	S
56	Will Putnam	OL
81	Drew Swinney	WR
15	Jake Venables	LB
36	Lannden Zanders	S

\* - not returning in 2021

## JUNIORS (16)

#	Player	Pos.
65	Matt Bockhorst	OG
82	Will Brown	WR
79	Jackson Carman*	OT
47	Peter Cote*	S
23	Lyn-J Dixon	RB
88	Braden Galloway	TE
31	Mario Goodrich	CB
1	Derion Kendrick*	CB
16	Trevor Lawrence*	QB
46	Jack Maddox	LS
32	Sylvester Mayers*	RB
29	B.T. Potter	PK
10	Baylon Spector	LB
3	Xavier Thomas	DE
59	Jordan Williams*	DT
20	LeAnthony Williams*	CB

\* - not returning in 2021

## SENIORS (15)

#	Player	Pos.
52	Tyler Brown*	LS
25	J.C. Chalk*	TE
9	Travis Etienne*	RB
45	Josh Jackson*	WR
44	Nyles Pinckney*	DT
17	Cornell Powell*	WR
21	Darien Rencher	RB
3	Amari Rodgers*	WR
47	James Skalski	LB
48	Will Spiers	P
62	Cade Stewart*	OL
22	Will Swinney	WR
38	Elijah Turner*	S
24	Nolan Turner	S
53	Regan Upshaw	DE

\* - not returning in 2021

## 2020 LETTERMEN BY POSITION (78)

### OFFENSE (36)

**OT (4):** Jackson Carman, Mitchell Mayes, Jordan McFadden, Walker Parks  
**OG (5):** Matt Bockhorst, Tayquon Johnson, Will Putnam, Paul Tchio, Mason Trotter  
**C (1):** Hunter Rayburn, Cade Stewart  
**TE (4):** Davis Allen, J.C. Chalk, Braden Galloway, Jaelyn Lay  
**WR (12):** Ajou Ajou, Will Brown, Josh Jackson, Frank Ladson Jr., Max May, Joseph Ngata, Cornell Powell, Amari Rodgers, Brannon Spector, Drew Swinney, Will Swinney, E.J. Williams  
**QB (2):** Trevor Lawrence, D.J. Uiagalelei  
**RB (7):** Lyn-J Dixon, Michel Dukes, Travis Etienne, Sylvester Mayers, Chez Mellusi, Kobe Pace, Darien Rencher

### DEFENSE (38)

**DE (6):** K.J. Henry, Justin Mascoll, Myles Murphy, Xavier Thomas, Regan Upshaw, Greg Williams  
**DT (6):** Bryan Bresee, Tyler Davis, Darnell Jefferies, Nyles Pinckney, Etinosa Reuben, Jordan Williams  
**LB (9):** LaVonta Bentley, Mike Jones Jr., Keith Maguire, Kane Patterson, Trenton Simpson, James Skalski, Baylon Spector, Kevin Swint, Jake Venables  
**CB (7):** Andrew Booth Jr., Fred Davis II, Mario Goodrich, Malcolm Greene, Sheridan Jones, Derion Kendrick, LeAnthony Williams  
**S (10):** Joseph Charleston, Peter Cote, Carson Donnelly, R.J. Mickens, Jalyn Phillips, Ray Thornton III, Elijah Turner, Nolan Turner, Tyler Venables, Lannden Zanders

### SPECIAL TEAMS (4)

**PK (1):** B.T. Potter  
**P (1):** Will Spiers  
**LS (2):** Tyler Brown, Jack Maddox

## RETURNING LETTERMEN BY POSITION (67)

### OFFENSE (29)

**OT (3):** Mitchell Mayes, Jordan McFadden, Walker Parks  
**OG (6):** Matt Bockhorst, Jacob Edwards, Tayquon Johnson, Will Putnam, Paul Tchio, Mason Trotter  
**C (1):** Hunter Rayburn  
**TE (4):** Davis Allen, Braden Galloway, Jaelyn Lay, Luke Price  
**WR (10):** Ajou Ajou, Will Brown, Frank Ladson Jr., Max May, Joseph Ngata, Justyn Ross, Brannon Spector, Drew Swinney, Will Swinney, E.J. Williams  
**QB (1):** D.J. Uiagalelei  
**RB (4):** Lyn-J Dixon, Michel Dukes, Kobe Pace, Darien Rencher

### DEFENSE (34)

**DE (8):** Justin Foster, K.J. Henry, Justin Mascoll, Myles Murphy, Kevin Swint, Xavier Thomas, Regan Upshaw, Greg Williams  
**DT (6):** Bryan Bresee, Tyler Davis, James Edwards, Darnell Jefferies, Ruke Orhororo, Etinosa Reuben  
**LB (7):** LaVonta Bentley, Keith Maguire, Kane Patterson, Trenton Simpson, James Skalski, Baylon Spector, Jake Venables  
**CB (5):** Andrew Booth Jr., Fred Davis II, Mario Goodrich, Malcolm Greene, Sheridan Jones  
**S (8):** Joseph Charleston, Carson Donnelly, R.J. Mickens, Jalyn Phillips, Ray Thornton III, Nolan Turner, Tyler Venables, Lannden Zanders

### SPECIAL TEAMS (4)

**PK (1):** B.T. Potter  
**P (1):** Will Spiers  
**LS (2):** Ty Lucas, Jack Maddox

Note: Positions based on 2021.



DEFENSIVE LINEMEN MYLES MURPHY (LEFT), BRYAN BRESEE (CENTER) AND JUSTIN MASCOLL (RIGHT) ALL RETURN IN 2021.



# 2020 OVERALL STATS

10-2 OVERALL, 8-1 ACC, 6-0 HOME, 3-1 AWAY, 1-1 NEUTRAL, 6-0 DAY, 4-2 NIGHT, 0-1 OVERTIME

## TEAM STATS

	CU	Opp.
<b>SCORING</b>	<b>522</b>	<b>242</b>
Points Per Game	43.5	20.2
Points Off Turnovers	107	38
<b>FIRST DOWNS</b>	<b>295</b>	<b>192</b>
Rushing	100	65
Passing	175	105
Penalty	20	22
<b>RUSHING YARDAGE</b>	<b>1846</b>	<b>1352</b>
Yards gained rushing	2122	1839
Yards lost rushing	276	487
Rushing Attempts	411	438
Average Per Rush	4.5	3.1
Average Per Game	153.8	112.7
TDs Rushing	33	9
<b>PASSING YARDAGE</b>	<b>4182</b>	<b>2570</b>
Comp-Att-Int	326-490-6	190-343-14
Average Per Pass	8.5	7.5
Average Per Catch	12.8	13.5
Average Per Game	348.5	214.2
TDs Passing	31	17
<b>TOTAL OFFENSE</b>	<b>6028</b>	<b>3922</b>
Total Plays	901	781
Average Per Play	6.7	5.0
Average Per Game	502.3	326.8
<b>KICK RETURNS: #-Yards</b>	<b>19-434</b>	<b>12-269</b>
<b>PUNT RETURNS: #-Yards</b>	<b>13-123</b>	<b>17-144</b>
<b>INT RETURNS: #-Yards</b>	<b>14-118</b>	<b>6-105</b>
<b>KICK RETURN AVERAGE</b>	<b>22.8</b>	<b>22.4</b>
<b>PUNT RETURN AVERAGE</b>	<b>9.5</b>	<b>8.5</b>
<b>INT RETURN AVERAGE</b>	<b>8.4</b>	<b>17.5</b>
<b>FUMBLES-LOST</b>	<b>18-9</b>	<b>23-9</b>
<b>PENALTIES-Yards</b>	<b>65-578</b>	<b>74-626</b>
Average Per Game	48.2	52.2
<b>PUNTS-Yards</b>	<b>50-2118</b>	<b>75-3291</b>
Average Per Punt	42.4	43.9
Net punt average	37.9	40.9
<b>KICKOFFS-Yards</b>	<b>94-5942</b>	<b>49-2933</b>
Average Per Kick	63.2	59.9
Net kick average	40.4	41.8
<b>TIME OF POSSESSION/Game</b>	<b>30:27</b>	<b>29:33</b>
<b>3RD-DOWN Conversions</b>	<b>83/179</b>	<b>54/173</b>
3rd-Down Pct	46%	31%
<b>4TH-DOWN Conversions</b>	<b>10/15</b>	<b>7/19</b>
4th-Down Pct	67%	37%
<b>SACKS BY-Yards</b>	<b>46-307</b>	<b>20-153</b>
<b>MISC YARDS</b>	<b>37</b>	<b>69</b>
<b>TOUCHDOWNS SCORED</b>	<b>67</b>	<b>30</b>
<b>FIELD GOALS-ATTEMPTS</b>	<b>18-23</b>	<b>11-16</b>
<b>ON-SIDE KICKS</b>	<b>0-0</b>	<b>0-2</b>
<b>RED-ZONE SCORES</b>	<b>(53-61) 87%</b>	<b>(24-31) 77%</b>
<b>RED-ZONE TOUCHDOWNS</b>	<b>(43-61) 70%</b>	<b>(18-31) 58%</b>
<b>PAT-ATTEMPTS</b>	<b>(64-65) 98%</b>	<b>(29-29) 100%</b>
<b>ATTENDANCE</b>	<b>112367</b>	<b>22329</b>
Games/Avg Per Game	6/18728	4/5582
Neutral Site Games		2/4120

## SCORING BY QUARTERS

	1st	2nd	3rd	4th	OT	Total
CLEMSON	169	150	106	90	7	522
Opponents	55	95	31	47	14	242



## OFFENSIVE STATS

#	RUSHING	G	Car	Gain	Loss	Net	Y/C	TD	LG	Y/G
9	Travis Etienne	12	168	956	42	914	5.4	14	72	76.2
16	Trevor Lawrence	10	68	335	132	203	3.0	8	34	20.3
23	Lyn-J Dixon	10	42	207	17	190	4.5	2	21	19.0
27	Chez Mellusi	10	27	154	3	151	5.6	3	38	15.1
21	Darien Rencher	12	24	140	3	137	5.7	1	50	11.4
14	Kobe Pace	9	18	75	0	75	4.2	0	16	8.3
5	D.J. Uiagalelei	10	28	95	35	60	2.1	4	30	6.0
19	Michel Dukes	8	8	62	7	55	6.9	0	29	6.9
1	Demarcus Bowman	2	9	34	2	32	3.6	0	10	16.0
7	Taisun Phommachanh	4	7	32	7	25	3.6	0	7	6.2
13	Brannon Spector	11	2	21	0	21	10.5	0	19	1.9
48	Will Spiers	12	1	6	0	6	6.0	0	6	0.5
32	Sylvester Mayers	3	1	2	0	2	2.0	0	2	0.7
44	Nyles Pinckney	12	1	1	0	1	1.0	1	1	0.1
18	Hunter Helms	3	2	2	9	-7	-3.5	0	2	-2.3
TEAM		12	5	0	19	-19	-3.8	0	0	-1.6
CLEMSON		12	411	2122	276	1846	4.5	33	72	153.8
Opponents		12	438	1839	487	1352	3.1	9	65	112.7
#	PASSING	G	Eff	Cm-Att-I	Cm%	Yds	TD	LG	Y/G	
16	Trevor Lawrence	10	169.18	231-334-5	69.2	3153	24	83	315.3	
5	D.J. Uiagalelei	10	146.39	78-117-0	66.7	914	5	53	91.4	
7	Taisun Phommachanh	4	26.05	5-17-1	29.4	17	0	6	4.2	
18	Hunter Helms	3	183.90	9-12-0	75.0	77	2	35	25.7	
TEAM		12	0.00	0-6-0	0.0	0	0	0	0.0	
48	Will Spiers	12	103.07	2-3-0	66.7	13	0	12	1.1	
3	Amari Rodgers	12	167.20	1-1-0	100.0	8	0	8	0.7	
CLEMSON		12	156.65	326-490-6	66.5	4182	31	83	348.5	
Opponents		12	126.52	190-343-14	55.4	2570	17	83	214.2	
#	RECEIVING	G	Rec	Yards	Y/Rec	TD	LG	Y/G		
3	Amari Rodgers	12	77	1020	13.2	7	83	85.0		
17	Cornell Powell	12	53	882	16.6	7	70	73.5		
9	Travis Etienne	12	48	588	12.3	2	46	49.0		
88	Braden Galloway	12	27	369	13.7	2	49	30.8		
6	E.J. Williams	12	24	306	12.8	2	38	25.5		
2	Frank Ladson Jr.	10	18	281	15.6	3	54	28.1		
84	Davis Allen	12	16	247	15.4	4	42	20.6		
13	Brannon Spector	11	16	136	8.5	0	26	12.4		
10	Joseph Ngata	7	7	83	11.9	0	19	11.9		
22	Will Swinney	12	7	29	4.1	0	9	2.4		
25	J.C. Chalk	9	6	43	7.2	1	12	4.8		
27	Chez Mellusi	10	5	38	7.6	1	23	3.8		
14	Kobe Pace	9	5	26	5.2	1	14	2.9		
82	Will Brown	8	3	27	9.0	0	10	3.4		
23	Lyn-J Dixon	10	3	21	7.0	0	12	2.1		
81	Drew Swinney	5	3	18	6.0	0	12	3.6		
11	Ajou Ajou	10	2	41	20.5	1	35	4.1		
21	Darien Rencher	12	2	15	7.5	0	8	1.2		
16	Trevor Lawrence	10	1	8	8.0	0	8	0.8		
85	Jaelyn Lay	12	1	5	5.0	0	5	0.4		
89	Max May	8	1	1	1.0	0	1	0.1		
45	Josh Jackson	4	1	-2	-2.0	0	0	-0.5		
CLEMSON		12	326	4182	12.8	31	83	348.5		
Opponents		12	190	2570	13.5	17	83	214.2		
#	TOTAL OFFENSE	G	PL	Rush	Pass	Total	Y/G			
16	Trevor Lawrence	10	402	203	3153	3356	335.6			
5	D.J. Uiagalelei	10	145	60	914	974	97.4			
9	Travis Etienne	12	168	914	0	914	76.2			
23	Lyn-J Dixon	10	42	190	0	190	19.0			
27	Chez Mellusi	10	27	151	0	151	15.1			
21	Darien Rencher	12	24	137	0	137	11.4			
14	Kobe Pace	9	18	75	0	75	8.3			
18	Hunter Helms	3	14	-7	77	70	23.3			
19	Michel Dukes	8	8	55	0	55	6.9			
7	Taisun Phommachanh	4	24	25	17	42	10.5			
1	Demarcus Bowman	2	9	32	0	32	16.0			
13	Brannon Spector	11	2	21	0	21	1.9			
48	Will Spiers	12	4	6	13	19	1.6			
3	Amari Rodgers	12	1	0	8	8	0.7			
32	Sylvester Mayers	3	1	2	0	2	0.7			
44	Nyles Pinckney	12	1	1	0	1	0.1			
TEAM		12	11	-19	0	-19	-1.6			
CLEMSON		12	901	1846	4182	6028	502.3			
Opponents		12	781	1352	2570	3922	326.8			
#	ALL-PURPOSE	G	Rush	Rec	PR	KOR	IR	FGR	Total	Y/G
9	Travis Etienne	12	914	588	44	189	0	37	1772	147.7
3	Amari Rodgers	12	0	1020	64	0	0	0	1084	90.3
17	Cornell Powell	12	0	882	0	15	0	0	897	74.8
23	Lyn-J Dixon	10	190	21	0	210	0	0	421	42.1
88	Braden Galloway	12	0	369	0	0	0	0	369	30.8
6	E.J. Williams	12	0	306	0	0	0	0	306	25.5
2	Frank Ladson Jr.	10	0	281	0	0	0	0	281	28.1
84	Davis Allen	12	0	247	0	0	0	0	247	20.6
16	Trevor Lawrence	10	203	8	0	0	0	0	211	21.1
27	Chez Mellusi	10	151	38	0	0	0	0	189	18.9
13	Brannon Spector	11	21	136	0	0	0	0	157	14.3
21	Darien Rencher	12	137	15	0	0	0	0	152	12.7
14	Kobe Pace	9	75	26	0	0	0	0	101	11.2
10	Joseph Ngata	7	0	83	0	0	0	0	83	11.9
19	Michel Dukes	8	55	0	0	20	0	0	75	9.4
5	D.J. Uiagalelei	10	60	0	0	0	0	0	60	6.0
24	Nolan Turner	12	0	0	0	0	52	0	52	4.3
25	J.C. Chalk	9	0	43	0	0	0	0	43	4.8
11	Ajou Ajou	10	0	41	0	0	0	0	41	4.1
6	Mike Jones Jr.	10	0	0	0	0	40	0	40	4.0
22	Will Swinney	12	0	29	9	0	0	0	38	3.2
1	Demarcus Bowman	2	32	0	0	0	0	0	32	16.0
82	Will Brown	8	0	27	0	0	0	0	27	3.4
7	Taisun Phommachanh	4	25	0	0	0	0	0	25	6.2
22	Drew Swinney	5	0	18	0	0	0	0	18	3.6
17	Kane Patterson	12	0	0	0	0	8	0	8	0.7
21	Malcolm Greene	12	0	0	0	0	8	0	8	0.7
37	Elijah Turner	12	0	0	7	0	0	0	7	0.6
48	Will Spiers	12	6	0	0	0	0	0	6	0.5
25	Ja'lyn Phillips	11	0	0	0	0	5	0	5	0.5
85	Jaelyn Lay	12	0	5	0	0	0	0	5	0.4
31	Mario Goodrich	8	0	0	0	0	5	0	5	0.6
32	Sylvester Mayers	3	2	0	0	0	0	0	2	0.7
44	Nyles Pinckney	12	1	0	0	0	0	0	1	0.1
89	Max May	8	0	1	0	0	0	0	1	0.1
1	Derion Kendrick	9	0	0	-1	0	0	0	-1	-0.1
45	Josh Jackson	4	0	-2	0	0	0	0	-2	-0.5
18	Hunter Helms	3	-7	0	0	0	0	0	-7	-2.3
TEAM		12	-19	0	0	0	0	0	-19	-1.6
CLEMSON		12	1846	4182	123	434	118	37	6740	561.7
Opponents		12	1352	2570	144	269	105	48	4488	374.0

# 2020 OVERALL STATS

## DEFENSIVE STATS

# TACKLES	G-S	Snap	Hit	Ast	Total	TFL	Sacks	PBU	QP	^ST
10 Baylon Spector	12-11	517	48	24	72	10.5-43	4.5-27	1	11	
24 Nolan Turner	12-11	564	49	17	66	6-8		3		
18 Joseph Charleston	11-6	502	37	18	55	2-3		2		
98 Myles Murphy	12-6	414	29	22	51	12-59	4-25	1	8	
15 Jake Venables	9-4	319	28	16	44	5.5-26	2.5-21	1	6	4
47 James Skalski	9-8	291	28	16	44	3.5-14	1.5-9	3	3	
36 Landen Zanders	10-9	394	20	14	34	2.5-14	1-12	3	4	3
11 Bryan Bresee	12-10	432	21	12	33	6.5-32	4-27	2	11	
22 Trenton Simpson	12-3	281	24	8	32	6.5-56	4-47		6	2
23 Andrew Booth Jr.	11-4	335	23	7	30	2.5-8	1-4	4		2
6 Mike Jones Jr.	10-7	359	18	12	30	4-10	0.5-4	4	3	1
5 K.J. Henry	12-6	384	15	14	29	6-30	3.5-26	2	4	
7 Justin Mascoll	12-9	377	13	16	29	4.5-10	2-7		7	1
44 Nyles Pinckney	12-2	268	16	11	27	3-10	1-6		2	1
12 Tyler Venables	12-0	214	13	11	24	1		1	3	
17 Kane Patterson	12-0	138	15	8	23	2-5			1	1
26 Sheridan Jones	11-8	300	16	6	22	1.5-1		3	1	
1 Derion Kendrick	9-8	382	12	8	20	1-2	1-2	6		1
53 Regan Upshaw	10-0	166	9	10	19	3.5-11	2.5-10	1	6	1
21 Malcolm Greene	12-3	197	14	4	18	2.5-10	1.5-7	2		1
16 Ray Thornton III	12-2	158	13	4	17			1	1	1
13 Tyler Davis	7-7	196	13	4	17	5-32	2-16	1	2	
42 LaVonta Bentley	12-0	73	12	4	16	4.5-30	3.5-23			1
30 Keith Maguire	11-0	100	11	5	16	3-13		1	1	
25 Jalyn Phillips	11-1	149	7	9	16	0.5-1		2		2
31 Mario Goodrich	8-4	237	12	4	16			1		
2 Fred Davis II	11-0	183	11	2	13			2	1	
20 LeAnthony Williams	11-0	113	10	2	12					1
3 Xavier Thomas	7-1	119	5	6	11	4-10	3.5-19	1		
59 Jordan Williams	11-3	229	7	4	11	1-2			3	
38 Elijah Turner	12-0	59	5	3	8					
40 Greg Williams	7-0	67	4	3	7	1-7	1-7	1		
90 Darnell Jefferies	7-0	49	3	4	7			1		
27 Carson Donnelly	12-0	6	6	0	6					4
8 Tré Williams	2-0	14	3	1	4	1-3				
32 Etinosa Reuben	7-0	40	0	4	4				1	
14 Keven Swint	10-0	35	3	0	3	0.5-1	0.5-1	2		
19 DeMonte Capehart	4-0	20	2	1	3	2-7	1-6	2		
45 Sergio Allen	5-0	18	0	3	3					
84 Davis Allen	12-0	-	2	1	3					2
9 R.J. Mickens	10-0	36	1	1	2					
46 Jack Maddox	12-0	-	1	1	2					2
17 Cornell Powell	12-11	-	2	0	2					2
49 Matthew Maloney	3-0	11	1	0	1					
95 James Edwards	2-0	9	1	0	1					
29 B.T. Potter	12-12	-	1	0	1					1
56 Will Putnam	12-12	-	1	0	1					
10 Joseph Ngata	7-3	-	1	0	1					1
13 Brannon Spector	11-1	-	1	0	1					
62 Cade Stewart	12-11	-	1	0	1					
2 Frank Ladson Jr.	9-4	-	1	0	1					
39 Aidan Swanson	4-0	-	0	1	1					1
87 Sage Ennis	4-0	-	0	1	1					1
33 Ruke Orhorhoro	4-0	33	0	0	0					1
48 David Cote	3-0	4	0	0	0					
91 Nick Eddis	2-0	4	0	0	0					
46 Matt McMahan	1-0	4	0	0	0					
34 Jack Brissey	2-0	3	0	0	0					
92 Klayton Randolph	1-0	1	0	0	0					
<b>Totals</b>		<b>589</b>	<b>322</b>	<b>911</b>	<b>109-459</b>	<b>46-306</b>	<b>49</b>	<b>90</b>	<b>37</b>	

**Caused Fumbles (12):** Murphy 3, Ba. Spector 2, Bentley 1, Bresee 1, M. Jones 1, Maguire 1, Simpson 1, Thomas 1, J. Venables 1, Zanders 1

**Recovered Fumbles (9):** Booth 1, Goodrich 1, Henry 1, Kendrick 1, Mascoll 1, Patterson 1, Pinckney 1, Skalski 1, Ba. Spector 1

^ - special teams tackles; Note: Special teams tackles and tackles after turnovers are included in tackle totals; tackle totals are from coaches film grade.

# INTERCEPTIONS	No.	Yds	Avg	TD	Long
24 Nolan Turner	3	52	17.3	0	31
23 Andrew Booth Jr.	2	0	0.0	0	0
31 Mario Goodrich	2	5	2.5	0	5
6 Mike Jones Jr.	2	40	20.0	0	40
26 Sheridan Jones	1	0	0.0	0	0
25 Jalyn Phillips	1	5	5.0	0	5
21 Malcolm Greene	1	8	8.0	0	8
1 Derion Kendrick	1	0	0.0	0	0
17 Kane Patterson	1	8	8.0	0	8
<b>CLEMSON</b>	<b>13</b>	<b>118</b>	<b>9.1</b>	<b>0</b>	<b>40</b>
<b>Opponents</b>	<b>5</b>	<b>67</b>	<b>13.4</b>	<b>1</b>	<b>39</b>

## SPECIAL TEAMS & MISCELLANEOUS STATS

# PUNTING	P	Yards	Y/P	LG	TB	FC	-20	50+	HB
48 Will Spiers	45	1979	44.0	64	4	14	17	12	1
39 Aidan Swanson	3	131	43.7	50	0	0	2	1	1
<b>TEAM</b>	<b>2</b>	<b>8</b>	<b>4.0</b>	<b>8</b>	<b>0</b>	<b>0</b>	<b>0</b>	<b>0</b>	<b>0</b>
<b>CLEMSON</b>	<b>50</b>	<b>2118</b>	<b>42.4</b>	<b>64</b>	<b>4</b>	<b>14</b>	<b>19</b>	<b>13</b>	<b>2</b>
<b>Opponents</b>	<b>75</b>	<b>3291</b>	<b>43.9</b>	<b>67</b>	<b>5</b>	<b>35</b>	<b>23</b>	<b>21</b>	<b>0</b>

# FIELD GOALS	FGM-FGA	Pct	1-29	30-39	40-49	50+	LG	HB
29 B.T. Potter	18-23	78.3	5-5	5-8	6-7	2-3	52	3
<b>CLEMSON</b>	<b>18-23</b>	<b>78.3</b>	<b>5-5</b>	<b>5-8</b>	<b>6-7</b>	<b>2-3</b>	<b>52</b>	<b>3</b>
<b>Opponents</b>	<b>11-15</b>	<b>73.3</b>	<b>4-4</b>	<b>1-2</b>	<b>4-6</b>	<b>2-3</b>	<b>54</b>	<b>1</b>

# KICKOFFS	KO	Yds	Avg	TB	OB
29 B.T. Potter	85	5418	63.7	73	0
39 Aidan Swanson	4	249	62.2	0	1
41 Jonathan Weitz	4	210	52.5	1	0
36 Quinn Castner	1	65	65.0	1	0
<b>CLEMSON</b>	<b>94</b>	<b>5942</b>	<b>63.2</b>	<b>75</b>	<b>1</b>
<b>Opponents</b>	<b>49</b>	<b>2933</b>	<b>59.9</b>	<b>18</b>	<b>5</b>

# PUNT RETURNS	PR	Yards	Avg	TD	LG
3 Amari Rodgers	9	64	7.1	0	21
22 Will Swinney	1	9	9.0	0	9
38 Elijah Turner	1	7	7.0	0	7
9 Travis Etienne	1	44	44.0	0	44
1 Derion Kendrick	1	-1	-1.0	0	0
<b>CLEMSON</b>	<b>13</b>	<b>123</b>	<b>9.5</b>	<b>0</b>	<b>44</b>
<b>Opponents</b>	<b>17</b>	<b>144</b>	<b>8.5</b>	<b>0</b>	<b>18</b>

# KICKOFF RETURNS	KOR	Yards	Avg	TD	LG
23 Lyn-J Dixon	9	210	23.3	0	52
9 Travis Etienne	8	189	23.6	0	40
19 Michel Dukes	1	20	20.0	0	20
17 Cornell Powell	1	15	15.0	0	15
<b>CLEMSON</b>	<b>19</b>	<b>434</b>	<b>22.8</b>	<b>0</b>	<b>52</b>
<b>Opponents</b>	<b>12</b>	<b>269</b>	<b>22.4</b>	<b>0</b>	<b>39</b>

# FUMBLE RETURNS	FR	Yards	Avg	TD	LG
17 Kane Patterson	1	57	57.0	0	57
1 Derion Kendrick	1	66	66.0	1	66
23 Andrew Booth Jr.	1	21	21.0	1	21
47 James Skalski	1	17	17.0	1	17
<b>CLEMSON</b>	<b>4</b>	<b>161</b>	<b>40.2</b>	<b>3</b>	<b>66</b>
<b>Opponents</b>	<b>3</b>	<b>123</b>	<b>41.0</b>	<b>2</b>	<b>97</b>

# SCORING	TD	FGs	Kick	Rush	Rcv	Pass	DXP	Saf	Pts
29 B.T. Potter	0	18-23	61-62	0-0	0	0-0	0	0	115
9 Travis Etienne	16	0-0	0-0	0-0	0	0-0	0	0	96
16 Trevor Lawrence	8	0-0	0-0	0-0	0	0-1	0	0	48
17 Cornell Powell	7	0-0	0-0	0-0	0	0-0	0	0	42
3 Amari Rodgers	7	0-0	0-0	0-0	0	0-0	0	0	42
27 Chez Mellusi	4	0-0	0-0	0-0	0	0-0	0	0	24
84 Davis Allen	4	0-0	0-0	0-0	0	0-0	0	0	24
5 D.J. Uiagalelei	4	0-0	0-0	0-0	0	0-1	0	0	24
2 Frank Ladson Jr.	3	0-0	0-0	0-0	0	0-0	0	0	18
23 Lyn-J Dixon	2	0-0	0-0	0-0	0	0-0	0	0	12
6 E.J. Williams	2	0-0	0-0	0-0	0	0-0	0	0	12
88 Braden Galloway	2	0-0	0-0	0-0	0	0-0	0	0	12
1 Derion Kendrick	1	0-0	0-0	0-0	0	0-0	0	0	6
25 J.C. Chalk	1	0-0	0-0	0-0	0	0-0	0	0	6
44 Nyles Pinckney	1	0-0	0-0	0-0	0	0-0	0	0	6
14 Kobe Pace	1	0-0	0-0	0-0	0	0-0	0	0	6
11 Ajou Ajou	1	0-0	0-0	0-0	0	0-0	0	0	6
21 Darien Rencher	1	0-0	0-0	0-0	0	0-0	0	0	6
23 Andrew Booth Jr.	1	0-0	0-0	0-0	0	0-0	0	0	6
47 James Skalski	1	0-0	0-0	0-0	0	0-0	0	0	6
39 Aidan Swanson	0	0-0	2-2	0-0	0	0-0	0	0	2
11 Bryan Bresee	0	0-0	0-0	0-0	0	0-0	0	1	2
41 Jonathan Weitz	0	0-0	1-1	0-0	0	0-0	0	0	1
<b>CLEMSON</b>	<b>67</b>	<b>18-23</b>	<b>64-65</b>	<b>0-0</b>	<b>0</b>	<b>0-2</b>	<b>0</b>	<b>1</b>	<b>522</b>
<b>Opponents</b>	<b>30</b>	<b>11-16</b>	<b>29-29</b>	<b>0-0</b>	<b>0</b>	<b>0-1</b>	<b>0</b>	<b>0</b>	<b>242</b>

## SCOREBOARD

Date	Site	W-L	Score	Opponent (AP,USA)	Attendance	CU AP,USA	Leading Rusher(s)	Leading Passer(s)	Leading Receiver(s)	Leading Tackler(s)
09/12	^A	W	37-13	* Wake Forest	68	1,1	Etienne (17-106)	Lawrence (22-28-351)	Rodgers (5-90)	Murphy (7)
09/19	H	W	49-0	The Citadel	18,609	1,1	Etienne (8-68)	Lawrence (8-9-168)	Ladson (3-87)	G. Williams/Upshaw/Jr. Williams (6)
10/03	^H	W	41-23	* Virginia (RV,RV)	18,735	1,1	Etienne (14-73)	Lawrence (25-38-329)	Etienne (5-114)	Skalski/Ba. Spector (13)
10/10	^H	W	42-17	* Miami (Fla.) (7,7)	18,885	1,1	Etienne (17-149)	Lawrence (29-41-292)	Galloway (4-74)	J. Venables (7)
10/17	A	W	73-7	* Georgia Tech	11,000	1,1	Etienne (11-44)	Lawrence (24-32-404)	Rodgers (6-161)	Booth (7)
10/24	H	W	47-21	* Syracuse	18,629	1,1	Etienne (16-86)	Lawrence (27-43-289)	Rodgers (8-91)	T. Venables (8)
10/31	H	W	34-28	* Boston College (RV,RV)	18,690	1,1	Etienne (20-84)	Uiagalelei (30-41-342)	Etienne (7-140)	Charleston/Ba. Spector (8)
11/07	^A	L <sup>(20T)</sup>	40-47	* Notre Dame (4,4)	11,011	1,1	Etienne (18-28)	Uiagalelei (29-44-439)	Powell (6-161)	Ba. Spector (9)
11/28	H	W	52-17	* Pittsburgh	18,819	4,4	Etienne (11-58)	Lawrence (26-37-403)	Powell (6-176)	N. Turner (7)
12/05	^A	W	45-10	* Virginia Tech	250	4,3	Etienne (16-66)	Lawrence (12-22-195)	Powell (4-90)	N. Turner (13)
12/19	N	W	34-10	Notre Dame (2,2)	5,240	4,3	Etienne (10-124)	Lawrence (25-36-322)	Rodgers (8-121)	N. Turner (9)
1/1	^N	L	28-49	Ohio State (3,3)	3,000	2,2	Etienne (10-32)	Lawrence (33-48-400)	Powell (8-139)	Charleston (8)

\* - ACC game; ^ - night game; Note: <



# 2020 TEAM GAME-BY-GAME STATS

Category	WFU	CIT	VIR	MIA	GAT	SYR	BOC	UND	PIT	VAT	UND	OSU	Totals
Points	37	49	41	42	73	47	34	40	52	45	34	28	522
	13	0	23	17	7	21	28	47	17	10	10	49	242
Total Offense	561	405	466	550	671	455	448	473	581	433	541	444	6028
	330	162	417	210	204	325	275	518	246	333	263	639	3922
Plays	82	60	70	88	88	84	74	77	90	52	66	70	901
	72	59	81	54	58	58	59	79	67	64	58	72	781
Yards Per Play	6.8	6.8	6.7	6.2	7.6	5.4	6.1	6.1	6.5	8.3	8.2	8.9	6.7
	4.6	2.7	5.1	3.9	3.5	5.6	4.7	6.6	3.7	5.2	4.5	6.3	5.0
Rushing Yards	185	162	137	258	171	147	106	34	145	238	219	44	1846
	37	86	147	89	123	150	67	208	16	131	44	254	1352
Carries	46	33	31	44	39	37	31	33	38	30	30	22	411
	34	48	38	25	44	32	34	40	24	45	27	44	438
Passing Yards	376	243	329	292	500	308	342	439	436	195	322	400	4182
	293	76	270	121	81	175	208	310	230	202	219	385	2570
Completions	26	19	26	29	33	29	30	29	35	12	25	33	326
	19	3	24	12	6	10	13	22	24	15	20	22	190
Passing Attempts	36	27	39	44	49	47	43	44	52	22	39	48	490
	38	11	43	29	14	26	25	39	43	19	28	28	343
Had Intercepted	1	0	0	0	1	1	0	0	0	1	1	1	6
	0	0	2	3	1	3	0	0	4	0	0	1	14
Completion Percentage	72.2	70.4	66.7	65.9	67.3	61.7	69.8	65.9	67.3	54.5	64.1	68.8	66.5
	50.0	27.3	55.8	41.4	42.9	38.5	52.0	56.4	55.8	78.9	71.4	78.6	55.4
Passing Efficiency	163.6	182.6	162.9	144.2	196.1	126.5	151.9	164.7	156.8	134.9	145.3	148.3	156.65
	123.5	85.3	122.3	55.7	100.7	84.6	148.3	131.6	97.5	168.3	232.0	257.6	126.52
First Downs	27	16	22	34	29	27	26	22	27	19	23	23	295
	15	8	25	9	7	11	21	22	12	18	18	26	192
Total Touchdowns	4	7	5	6	10	6	4	4	7	6	4	4	67
	1	0	3	2	1	3	4	5	2	1	1	7	30
Rushing Touchdowns	3	3	2	3	3	3	2	2	4	4	2	2	33
	0	0	0	1	0	1	1	3	0	1	1	1	9
Passing Touchdowns	1	3	3	3	7	2	2	2	3	1	2	2	31
	1	0	3	0	1	1	2	1	2	0	0	6	17
Field Goals	3-3	0-0	2-2	0-3	1-1	2-3	2-2	4-4	1-2	1-1	2-2	0-0	18-23
	2-4	0-1	1-1	1-1	0-0	0-0	0-0	4-5	1-1	1-1	1-2	0-0	11-16
Punting	5-215	3-138	3-115	3-158	4-189	6-268	3-144	3-125	8-305	4-112	3-112	5-237	50-2118
	6-242	10-418	4-186	7-325	9-435	7-282	4-167	3-123	10-461	5-174	6-289	4-189	75-3291
Punting Average	43.0	46.0	38.3	52.7	47.2	44.7	48.0	41.7	38.1	28.0	37.3	47.4	42.4
	40.3	41.8	46.5	46.4	48.3	40.3	41.8	41.0	46.1	34.8	48.2	47.3	43.9
Net Punting Average	31.4	46.0	38.3	46.0	46.2	36.7	42.0	40.0	35.2	24.5	37.3	40.6	37.9
	37.0	30.9	39.2	46.3	46.9	40.3	41.2	41.0	46.1	29.4	47.8	42.3	40.9
Time of Possession	34:44	25:28	26:43	38:23	35:53	31:11	30:50	29:38	36:32	22:00	28:08	25:55	30:27
	25:16	34:32	33:17	21:37	24:07	28:49	29:10	30:22	23:28	38:00	31:52	34:05	29:33
Third-Down Conversions	8-15	8-14	8-15	8-17	9-17	8-17	7-16	4-15	7-18	3-9	8-14	5-12	83-179
	5-17	3-16	6-16	4-15	2-14	4-13	4-11	10-19	4-17	4-11	3-12	5-12	54-173
Fourth-Down Conversions	0-0	0-2	0-0	1-1	2-2	1-1	3-3	1-2	1-1	0-0	1-1	0-2	10-15
	0-1	1-2	4-5	1-2	0-3	0-1	1-2	0-1	0-0	0-1	0-1	0-0	7-19
Red-Zone Scoring	5-5	4-4	4-4	3-6	8-8	6-7	3-4	5-5	6-7	4-5	2-2	4-5	53-61
	3-4	0-0	3-4	1-1	0-0	1-2	3-3	5-6	3-3	1-2	0-1	4-5	24-31
Red-Zone Touchdowns	4-5	4-4	4-4	3-6	7-8	4-7	2-4	3-5	6-7	3-5	0-2	4-5	43-61
	1-4	0-0	2-4	1-1	0-0	1-2	3-3	3-6	2-3	1-2	0-1	4-5	18-31
Red-Zone Points	31	28	28	21	52	33	15	27	42	24	6	28	338
	13	0	16	7	0	7	21	27	17	7	0	28	143
Turnovers	1	1	0	1	2	1	1	3	1	1	1	2	15
	0	1	2	3	3	4	0	1	5	3	0	1	23
Points Off Turnovers	0	7	10	7	17	17	0	0	28	14	0	7	107
	7	0	0	0	0	7	7	10	7	0	0	0	38
Penalties	5-55	5-35	8-65	8-85	2-20	4-25	9-82	4-46	8-55	4-30	5-60	3-20	65-578
	1-6	11-75	1-15	15-135	3-40	5-35	12-92	7-51	6-33	2-25	2-25	9-95	74-626
Punt Returns	0-0	5-89	1-9	1-1	1-13	0-0	3-2	0-0	0-0	1-7	1-2	0-0	13-123
	3-38	0-0	0-0	0-0	3-4	3-28	1-18	1-5	2-23	1-14	1-0	2-14	17-144
Kickoff Returns	1-15	0-0	1-52	0-0	2-25	2-73	3-74	5-81	1-20	0-0	2-53	2-41	19-434
	1-27	1-16	1-18	1-18	2-44	1-24	1-24	0-0	1-39	1-22	2-37	0-0	12-269
Interception Returns	0-0	0-0	2-0	3-8	1-31	3-66	0-0	0-0	4-13	0-0	0-0	1-0	14-118
	1-5	0-0	0-0	0-0	1-9	1-39	0-0	0-0	0-0	1-0	1-14	1-38	6-105
Fumble Returns	0-0	1-17	0-0	0-0	0-0	1-21	0-0	0-0	1-57	1-66	0-0	0-0	4-161
	0-0	0-0	0-0	0-0	0-0	0-0	1-97	2-26	0-0	0-0	0-0	1-0	4-123
Sacks	6-32	4-23	3-12	5-33	4-34	2-10	4-38	2-8	6-53	2-14	6-39	2-11	46-307
	3-32	1-9	2-20	1-3	2-14	1-2	1-13	2-14	3-21	0-0	2-6	2-19	20-153

Note: Clemson totals on top, opponent totals on bottom.

# 2020 INDIVIDUAL GAME-BY-GAME STATS

RUSHING	#1 BOWMAN (RB)			#9 ETIENNE (RB)			#14 PACE (RB)			#19 DUKES (RB)			#21 RENCHER (RB)			#23 DIXON (RB)			#27 MELLUSI (RB)			#32 MAYERS (RB)			#5 UIAGALELEI (QB)		
Opponent	Car	Yds	TD	Car	Yds	TD	Car	Yds	TD	Car	Yds	TD	Car	Yds	TD	Car	Yds	TD	Car	Yds	TD	Car	Yds	TD	Car	Yds	TD
Wake Forest	6	22	0	17	102	1	6	22	0	-	-	-	7	34	0	DNP	-	-	DNP	-	-	DNP	-	-	1	3	0
The Citadel	3	10	0	8	68	0	1	2	0	2	8	0	4	28	0	3	10	0	4	25	0	0	0	0	3	7	2
Virginia	NWT	-	-	14	73	1	DNP	-	-	DNP	-	-	0	0	0	5	11	0	3	10	1	DNP	-	-	2	5	0
Miami (Fla.)	NWT	-	-	17	149	2	2	9	0	3	16	0	3	5	0	5	12	0	2	13	0	DNP	-	-	2	17	0
Georgia Tech	NWT	-	-	11	44	1	4	21	0	3	31	0	4	11	0	5	32	0	5	21	1	DNP	-	-	DNP	-	-
Syracuse	NWT	-	-	16	86	3	3	15	0	DNP	-	-	2	10	0	7	22	0	3	4	0	DNP	-	-	0	0	0
Boston College	NWT	-	-	20	84	1	DNP	-	-	DNP	-	-	0	0	0	3	0	0	DNP	-	-	DNP	-	-	6	25	1
Notre Dame	NWT	-	-	18	28	1	DNP	-	-	0	0	0	0	0	0	0	0	0	1	5	0	DNP	-	-	13	2	1
Pittsburgh	NWT	-	-	11	58	2	2	6	0	0	0	0	2	-2	0	9	46	1	5	27	1	0	0	0	1	1	0
Virginia Tech	NWT	-	-	16	66	0	0	0	0	0	0	0	1	50	1	3	37	1	3	44	0	DNP	-	-	0	0	0
Notre Dame	NWT	-	-	10	124	1	0	0	0	0	0	0	1	1	0	DNP	-	-	1	2	0	1	2	0	0	0	0
Ohio State	NWT	-	-	10	32	1	0	0	0	0	0	0	0	0	0	2	20	0	0	0	0	DNP	-	-	DNP	-	-
TOTALS	9	32	0	168	914	13	18	75	0	8	55	0	24	137	1	42	190	2	27	151	3	1	2	0	28	60	4

RUSHING	#7 PHOMMACHANH (QB)			#16 LAWRENCE (QB)			#18 HELMS (QB)			#13 BR. SPECTOR (WR)			#44 PINCKNEY (DT)			#48 SPIERS (P)		
Opponent	Car	Yds	TD	Car	Yds	TD	Car	Yds	TD	Car	Yds	TD	Car	Yds	TD	Car	Yds	TD
Wake Forest	1	7	0	7	-24	2	DNP	-	-	1	19	0	0	0	0	0	0	0
The Citadel	2	13	0	1	2	1	1	-9	0	DNP	-	-	0	0	0	0	0	0
Virginia	DNP	-	-	6	36	0	DNP	-	-	1	2	0	0	0	0	0	0	0
Miami (Fla.)	2	3	0	8	34	1	DNP	-	-	0	0	0	0	0	0	0	0	0
Georgia Tech	2	2	0	3	6	0	1	2	0	0	0	0	1	1	1	0	0	0
Syracuse	DNP	-	-	4	17	0	DNP	-	-	0	0	0	0	0	0	1	6	0
Boston College	DNP	-	-	DNP	-	-	DNP	-	-	0	0	0	0	0	0	0	0	0
Notre Dame	DNP	-	-	DNP	-	-	DNP	-	-	0	0	0	0	0	0	0	0	0
Pittsburgh	DNP	-	-	8	9	0	0	0	0	0	0	0	0	0	0	0	0	0
Virginia Tech	DNP	-	-	7	41	2	DNP	-	-	0	0	0	0	0	0	0	0	0
Notre Dame	DNP	-	-	14	90	1	DNP	-	-	0	0	0	0	0	0	0	0	0
Ohio State	DNP	-	-	10	-8	1	DNP	-	-	0	0	0	0	0	0	0	0	0
TOTALS	7	25	0	68	203	8	2	-7	0	2	21	0	1	1	1	1	6	0

PASSING	#5 UIAGALELEI (QB)						#7 PHOMMACHANH (QB)						#16 LAWRENCE (QB)						#18 HELMS (QB)						MISC. PASSERS						
Opponent	Cmp	Att	Yds	Int	TD	Eff	Cmp	Att	Yds	Int	TD	Eff	Cmp	Att	Yds	Int	TD	Eff	Cmp	Att	Yds	Int	TD	Eff	Cmp	Att	Yds	Int	TD	Eff	
Wake Forest	2	3	16	0	0	111.47							22	28	351	0	1	195.66	DNP	-	-	-	-	-	-	0	0	0	0	0	-
The Citadel	8	11	75	0	0	130.00	1	5	-1	0	0	18.32	8	9	168	0	3	355.69	2	2	1	0	0	104.20	0	0	0	0	0	-	
Virginia	1	1	0	0	0	100.00	DNP	-	-	-	-	-	25	38	329	0	3	164.57	DNP	-	-	-	-	-	-	0	0	0	0	0	-
Miami (Fla.)	0	1	0	0	0	0.00	0	1	0	0	0	0.00	29	41	292	0	3	154.70	DNP	-	-	-	-	-	-	0	0	0	0	0	-
Georgia Tech	DNP	-	-	-	-	-	2	7	9	0	0	39.37	24	32	404	1	5	226.36	5	7	74	0	2	254.51	2	3 <sup>(48)</sup>	13	0	0	103.07	
Syracuse	1	3	11	0	0	64.13	DNP	-	-	-	-	-	27	43	289	1	2	129.94	DNP	-	-	-	-	-	-	1	1 <sup>(3)</sup>	8	0	0	167.20
Boston College	30	41	342	0	2	159.34	DNP	-	-	-	-	-	DNP	-	-	-	-	-	DNP	-	-	-	-	-	-	0	0	0	0	0	-
Notre Dame	29	44	439	0	2	164.72	DNP	-	-	-	-	-	DNP	-	-	-	-	-	DNP	-	-	-	-	-	-	0	0	0	0	0	-
Pittsburgh	7	12	31	0	1	107.53	DNP	-	-	-	-	-	26	37	403	0	2	179.60	2	3	2	0	0	72.27	0	0	0	0	0	-	
Virginia Tech	0	0	0	0	0	-	DNP	-	-	-	-	-	12	22	195	1	1	134.91	DNP	-	-	-	-	-	-	0	0	0	0	0	-
Notre Dame	0	1	0	0	0	0.00	DNP	-	-	-	-	-	25	36	322	1	2	157.36	DNP	-	-	-	-	-	-	0	0	0	0	0	-
Ohio State	DNP	-	-	-	-	-	DNP	-	-	-	-	-	33	48	400	1	2	148.33	DNP	-	-	-	-	-	-	0	0	0	0	0	-
TOTALS	78	117	914	0	5	147.31	5	17	17	1	0	26.05	231	334	3153	5	24	169.18	9	12	77	0	2	183.90	#3 Rodgers, #48 Spiers						

RECEIVING	#2 LADSON (WR)			#3 RODGERS (WR)			#6 E. WILLIAMS (WR)			#10 NGATA (WR)			#11 AJOU (WR)			#13 BR. SPECTOR (WR)			#17 POWELL (WR)			#22 W. SWINNEY (WR)			#45 JACKSON (WR)		
Opponent	Rec	Yds	TD	Rec	Yds	TD	Rec	Yds	TD	Rec	Yds	TD	Rec	Yds	TD	Rec	Yds	TD	Rec	Yds	TD	Rec	Yds	TD	Rec	Yds	TD
Wake Forest	1	21	0	5	90	0	1	6	0	3	48	0	1	6	0	1	16	0	2	15	0	1	3	0	DNP	-	-
The Citadel	3	87	2	1	44	1	3	58	0	0	0	0	0	0	0	DNP	-	-	2	25	0	1	3	0	0	0	0
Virginia	5	71	0	6	72	2	0	0	0	0	0	0	0	0	0	4	32	0	2	5	0	1	0	0	DNP	-	-
Miami (Fla.)	3	43	0	7	62	0	1	-4	0	DNP	-	-	0	0	0	3	10	0	2	12	0	0	0	0	0	0	0
Georgia Tech	3	21	1	6	161	2	2	29	0	1	6	0	1	35	1	1	20	0	4	50	1	2	13	0	DNP	-	-
Syracuse	2	29	0	8	91	0	2	22	0	2	15	0	0	0	0	1	5	0	2	45	1	0	0	0	DNP	-	-
Boston College	0	0	0	7	66	1	2	24	0	0	0	0	0	0	0	2	1	0	11	105	0	0	0	0	DNP	-	-
Notre Dame	0	0	0	8	134	0	1	8	0	1	14	0	DNP	-	-	0	0	0	6	161	1	0	0	0	DNP	-	-
Pittsburgh	DNP	-	-	10	93	0	3	38	1	DNP	-	-	0	0	0	1	26	0	6	176	1	2	10	0	1	-2	0
Virginia Tech	DNP	-	-	3	32	0	0	0	0	DNP	-	-	0	0	0	1	10	0	4	90	1	0	0	0	DNP	-	-
Notre Dame	DNP	-	-	8	121	1	4	80	1	DNP	-	-	DNP	-	-	0	0	0	4	59	0	0	0	0	0	0	0
Ohio State	1	9	0	8	54	0	5	45	0	DNP	-	-	DNP	-	-	2	16	0	8	139	2	0	0	0	DNP	-	-
TOTALS	18	281	3	77	1020	7	24	206	2	7	83	0	2	41	1	16	136	0	45	882	7	7	29	0	1	-2	0

RECEIVING (cont.)	#81 D. SWINNEY (WR)			#82 W. BROWN (WR)			#89 MAY (WR)			#25 CHALK (TE)			#84 D. ALLEN (TE)			#85 LAY (TE)			#88 GALLOWAY (TE)			#9 ETIENNE (RB)			#14 PACE (RB)		
Opponent	Rec	Yds	TD	Rec	Yds	TD	Rec	Yds	TD	Rec	Yds	TD	Rec	Yds	TD	Rec	Yds	TD	Rec	Yds	TD	Rec	Yds	TD			
Wake Forest	0	0	0	1	10	0	0	0	0	1	12	1	1	42	0	0	0	0	5	60	0	3	47	0			
The Citadel	2	6	0	1	8	0	0	0	0	1	0	0	1	2	0	0	0	0	0	0	0	1	11	0			
Virginia	DNP	-	-	DNP	-	-	DNP	-	-	0	0	0	1	18	0	0	0	0	2	17	0	5	114	1			
Miami (Fla.)	0	0	0	0	0	0	0	0	0	0	0	0	1	22	1	0	0	0	4	74	2	8	73	0			
Georgia Tech	1	12	0	1	9	0	1	1	0	1	12	0	3	67	1	1	5	0	0	0	0	2	29	0			
Syracuse	0	0	0	0	0	0	0	0	0	1	11	0	1	17	1	0	0	0	5	33	0	3	20	0			
Boston College	DNP	-	-	DNP	-	-	DNP	-	-	DNP	-	-	1	6	0	0	0	0	0	0	0	7	140	1			
Notre Dame	DNP	-	-	DNP	-	-	DNP	-	-	DNP	-	-	2	19	1	0	0	0	3	46	0	8	57	0			
Pittsburgh	DNP	-	-	0	0	0	DNP	-	-	1	4	0	1	6	0	0	0	0	2	37	0	3	20	0			
Virginia Tech	DNP	-	-	0	0	0	0	0	0	0	0	0	2	13	0	0	0	0	1	49	0	1	1	1			
Notre Dame	DNP	-	-	0	0	0	DNP	-	-	1	4	0	0	0	0	0	0	0	3	15	0	3	12	0			
Ohio State	DNP	-	-	DNP	-	-	DNP	-	-	DNP	-	-	2	35	0	0	0	0	2	38	0	4	64	0			
TOTALS	3	18	0	3	27	0	1	1	0	6	43	1	16	247	4	1	5	0	27	369	2	48	588	2			



# 2020 INDIVIDUAL GAME-BY-GAME STATS

RECEIVING (cont.)	#21 RENCHER (RB)			#23 DIXON (RB)			#27 MELLUSI (RB)			#16 LAWRENCE (QB)		
Opponent	Rec	Yds	TD	Rec	Yds	TD	Rec	Yds	TD	Rec	Yds	TD
Wake Forest	0	0	0	DNP	-	-	DNP	-	-	0	0	0
The Citadel	0	0	0	0	0	0	1	-1	0	0	0	0
Virginia	0	0	0	0	0	0	0	0	0	0	0	0
Miami (Fla.)	0	0	0	0	0	0	0	0	0	0	0	0
Georgia Tech	0	0	0	1	9	0	0	0	0	0	0	0
Syracuse	0	0	0	1	12	0	0	0	0	1	8	0
Boston College	0	0	0	0	0	0	DNP	-	-	DNP	-	-
Notre Dame	0	0	0	0	0	0	0	0	0	DNP	-	-
Pittsburgh	2	15	0	0	0	0	2	8	1	0	0	0
Virginia Tech	0	0	0	0	0	0	0	0	0	0	0	0
Notre Dame	1	1	0	DNP	-	-	1	2	0	0	0	0
Ohio State	0	0	0	1	0	0	0	0	0	0	0	0
TOTALS	3	16	0	3	21	0	4	9	1	1	8	0

KICKING	#29 POTTER (FG)				#39 SWANSON (PUNT)				#48 SPIERS (PUNT)			
Opponent	Made	Missed	No.	Yds	Avg	In20	50+	No.	Yds	Avg	In20	50+
Wake Forest	42,52,29	-	1	44	44.0	0	0	4	171	42.8	1	1
The Citadel	-	-	-	-	-	-	-	3	138	46.0	2	1
Virginia	47,42	-	-	-	-	-	-	3	115	38.3	1	0
Miami (Fla.)	-	37,61,33	-	-	-	-	-	3	158	52.7	1	2
Georgia Tech	30	-	1	37	37.0	1	0	3	152	50.7	1	1
Syracuse	24,36	37	-	-	-	-	-	5	268	53.6	2	4
Boston College	33,50	-	-	-	-	-	-	3	144	48.0	2	1
Notre Dame	25,45,46,30	-	-	-	-	-	-	3	125	41.7	1	0
Pittsburgh	46	41	1	50	50.0	1	1	6	247	41.2	1	0
Virginia Tech	28	-	-	-	-	-	-	4	112	28.0	1	0
Notre Dame	27,37	-	-	-	-	-	-	3	112	37.3	3	0
Ohio State	-	-	-	-	-	-	-	5	237	47.4	1	2
TOTAL	18	5	3	131	43.7	2	1	45	1979	44.0	17	12

RETURNS	#9 ETIENNE (KR)				#23 DIXON (KR)				MISC. KICK RETURN				#3 RODGERS (PR)				#9 ETIENNE (PR)				#22 W. SWINNEY (PR)				MISC. PUNT RETURN			
Opponent	KR	Yds	Avg.	TD	KR	Yds	Avg.	TD	KR	Yds	Avg.	TD	PR	Yds	Avg.	TD	PR	Yds	Avg.	TD	PR	Yds	Avg.	TD	KR	Yds	Avg.	TD
Wake Forest	-	-	-	-	-	-	-	-	1 <sup>(7)</sup>	15	15.0	0	-	-	-	-	-	-	-	-	-	-	-	-	-	-	-	-
The Citadel	-	-	-	-	-	-	-	-	-	-	-	-	2	37	18.5	0	1	44	44.0	0	1	9	9.0	0	1 <sup>(1)</sup>	-1	-1	0
Virginia	-	-	-	-	1	52	52.0	0	-	-	-	-	1	9	9.0	0	-	-	-	-	-	-	-	-	-	-	-	-
Miami (Fla.)	-	-	-	-	-	-	-	-	-	-	-	-	1	1	1.0	0	-	-	-	-	-	-	-	-	-	-	-	-
Georgia Tech	-	-	-	-	2	25	12.5	0	-	-	-	-	1	13	13.0	0	-	-	-	-	-	-	-	-	-	-	-	-
Syracuse	-	-	-	-	2	73	36.5	0	-	-	-	-	-	-	-	-	-	-	-	-	-	-	-	-	-	-	-	-
Boston College	1	40	40.0	0	2	34	17.5	0	-	-	-	-	3	2	0.7	0	-	-	-	-	-	-	-	-	-	-	-	-
Notre Dame	3	55	18.3	0	2	26	13.0	0	-	-	-	-	-	-	-	-	-	-	-	-	-	-	-	-	-	-	-	-
Pittsburgh	-	-	-	-	-	-	-	-	1 <sup>(9)</sup>	20	20.0	0	-	-	-	-	-	-	-	-	-	-	-	-	-	-	-	-
Virginia Tech	-	-	-	-	-	-	-	-	-	-	-	-	-	-	-	-	-	-	-	-	-	-	-	-	1 <sup>(38)</sup>	7	7	0
Notre Dame	2	53	26.5	0	-	-	-	-	-	-	-	-	1	2	2.0	0	-	-	-	-	-	-	-	-	-	-	-	-
Ohio State	2	41	20.5	0	-	-	-	-	-	-	-	-	-	-	-	-	-	-	-	-	-	-	-	-	-	-	-	-
TOTALS	8	189	23.6	0	9	210	23.3	0	(#17 Powell, #19 Dukes)				6	62	10.3	0	1	44	44.0	0	1	9	9.0	0	(#1 Kendrick, #38 Turner)			

DEFENSE	#3 THOMAS (DL)				#5 HENRY (DL)				#7 MASCOLL (DL)				#8 T. WILLIAMS (DL)				#11 BRESEE (DL)				#13 T. DAVIS (DL)				#19 CAPEHART (DL)			
Opponent	Snap	Tack	TFL	Sack	Snap	Tack	TFL	Sack	Snap	Tack	TFL	Sack	Snap	Tack	TFL	Sack	Snap	Tack	TFL	Sack	Snap	Tack	TFL	Sack	Snap	Tack	TFL	Sack
Wake Forest	DNP	-	-	-	37	5	1	1	34	4	0	0	3	0	0	0	35	3	0.5	0.5	18	2	0	0	DNP	-	-	-
The Citadel	DNP	-	-	-	21	2	0	0	21	2	0	0	DNP	-	-	-	22	2	0	0	DNP	-	-	-	12	3	2	1
Virginia	DNP	-	-	-	51	4	0.5	0.5	49	5	1	1	DNP	-	-	-	55	4	1	1	DNP	-	-	-	DNP	-	-	-
Miami (Fla.)	3	0	0	0	31	1	1	0	27	3	1	1	DNP	-	-	-	22	0	0	0	20	2	0	0	DNP	-	-	-
Georgia Tech	20	3	0.5	0	23	2	0	0	23	0	0	0	11	4	1	0	21	1	0	0	21	2	2	1	DNP	-	-	-
Syracuse	25	3	1	1	28	2	0	0	32	3	1.5	0	DNP	-	-	-	35	2	0.5	0.5	DNP	-	-	-	DNP	-	-	-
Boston College	13	1	1	1	26	0	0	0	41	4	1	0	DNP	-	-	-	56	3	1	1	DNP	-	-	-	DNP	-	-	-
Notre Dame	11	1	0	0	57	5	1	1	34	2	0	0	DNP	-	-	-	56	5	1	0	DNP	-	-	-	DNP	-	-	-
Pittsburgh	22	1	1	1	23	0	0	0	23	0	0	0	DNP	-	-	-	32	2	0	0	33	2	1	1	4	0	0	0
Virginia Tech	25	2	0.5	0.5	17	2	1.5	0	29	2	0	0	DNP	-	-	-	30	2	0	0	36	2	0	0	2	0	0	0
Notre Dame	DNP	-	-	-	32	4	1	1	25	1	0	0	DNP	-	-	-	31	3	0	0	27	4	2	0	2	0	0	0
Ohio State	DNP	-	-	-	38	2	0	0	39	3	0	0	DNP	-	-	-	37	6	2.5	1	41	3	0	0	DNP	-	-	-
TOTALS	119	11	4	3.5	346	29	6	3.5	377	29	4.5	2	14	4	1	0	432	33	6.5	4	196	17	5	2	20	3	2	1

DEFENSE (cont.)	#32 REUBEN (DL)				#33 ORHORHORO (DL)				#34 BRISSEY (DL)				#40 G. WILLIAMS (DL)				#44 PINCKNEY (DL)				#53 UPSHAW (DL)				#59 JOR. WILLIAMS (DL)			
Opponent	Snap	Tack	TFL	Sack	Snap	Tack	TFL	Sack	Snap	Tack	TFL	Sack	Snap	Tack	TFL	Sack	Snap	Tack	TFL	Sack	Snap	Tack	TFL	Sack	Snap	Tack	TFL	Sack
Wake Forest	DNP	-	-	-	14	0	0	0	DNP	-	-	-	12	0	0	0	28	3	0.5	0	36	4	1.5	1	27	0	0	0
The Citadel	19	2	0	0	DNP	-	-	-	2	0	0	0	27	6	1	1	13	3	1	0	34	6	0.5	0.5	21	5	0	0
Virginia	5	1	0	0	DNP	-	-	-	DNP	-	-	-	DNP	-	-	-	48	1	0	0	25	4	0	0	46	2	0	0
Miami (Fla.)	DNP	-	-	-	DNP	-	-	-	DNP	-	-	-	DNP	-	-	-	7	2	1	1	15	0	0	0	11	0	0	0
Georgia Tech	DNP	-	-	-	DNP	-	-	-	DNP	-	-	-	9	0	0	0	22	2	0	0	17	3	0.5	0	18	1	1	0
Syracuse	2	0	0	0	DNP	-	-	-	DNP	-	-	-	2	0	0	0	19	3	0	0	DNP	-	-	-	DNP	-	-	-
Boston College	DNP	-	-	-	DNP	-	-	-	DNP	-	-	-	DNP	-	-	-	20	3	0	0	DNP	-	-	-	23	1	0	0
Notre Dame	4	0	0	0	DNP	-	-	-	DNP	-	-	-	DNP	-	-	-	26	3	0.5	0	0	0	0	0	24	0	0	0
Pittsburgh	5	1	0	0	DNP	-	-	-	1	0	0	0	6	0	0	0	7	3	0	0	14	1	1	1	7	0	0	0
Virginia Tech	2	0	0	0	7	0	0	0	DNP	-	-	-	9	1	0	0	20	1	0	0	16	0	0	0	16	0	0	0
Notre Dame	3	0	0	0	9	0	0	0	DNP	-	-	-	2	0	0	0	21	0	0	0	5	1	0	0	16	1	0	0
Ohio State	DNP	-	-	-	3	0	0	0	DNP	-	-	-	DNP	-	-	-	37	3	0	0	4	0	0	0	20	1	0	0
TOTALS	40	4	0	0	33	0	0	0	3	0	0	0	67	7	1	1	268	27	3	1	166	19	3.5	2.5	229	11	1	0

# 2020 INDIVIDUAL GAME-BY-GAME STATS

DEFENSE (cont.)	#90 JEFFERIES (DL)				#91 EDDIS (DL)				#92 RANDOLPH (DL)				#95 JAM. EDWARDS (DL)				#98 MURPHY (DL)				#6 M. JONES (LB)				#10 BA. SPECTOR (LB)			
Opponent	Snaps	Tack	TFL	Sack	Snaps	Tack	TFL	Sack	Snaps	Tack	TFL	Sack	Snaps	Tack	TFL	Sack	Snaps	Tack	TFL	Sack	Snaps	Tack	TFL	Sack	Snaps	Tack	TFL	Sack
Wake Forest	13	1	0	0	DNP	-	-	-	DNP	-	-	-	DNP	-	-	-	29	7	3	2	38	6	0	0	33	6	0.5	0.5
The Citadel	24	4	0	0	3	0	0	0	DNP	-	-	-	8	1	0	0	15	3	2	0	18	0	0	0	7	2	0.5	0
Virginia	4	1	0	0	DNP	-	-	-	DNP	-	-	-	DNP	-	-	-	39	6	0	0	66	3	0	0	62	13	1.5	0.5
Miami (Fla.)	DNP	-	-	-	DNP	-	-	-	DNP	-	-	-	DNP	-	-	-	42	5	1	0.5	55	1	0	0	43	6	2.5	1.5
Georgia Tech	DNP	-	-	-	DNP	-	-	-	DNP	-	-	-	DNP	-	-	-	22	4	1.5	1	29	4	2	0	40	4	0	0
Syracuse	4	1	0	0	DNP	-	-	-	DNP	-	-	-	DNP	-	-	-	29	3	0.5	0	48	3	0.5	0.5	47	4	0.5	0
Boston College	DNP	-	-	-	DNP	-	-	-	DNP	-	-	-	DNP	-	-	-	46	3	0	0	DNP	-	-	-	64	8	1	0
Notre Dame	DNP	-	-	-	DNP	-	-	-	DNP	-	-	-	DNP	-	-	-	60	5	1	0	DNP	-	-	-	81	9	2	0
Pittsburgh	1	0	0	0	1	0	0	0	1	0	0	0	1	0	0	0	32	1	0	0	30	2	0	0	23	3	1	1
Virginia Tech	1	0	0	0	DNP	-	-	-	DNP	-	-	-	DNP	-	-	-	24	7	1	0	32	8	1.5	0	28	7	0	0
Notre Dame	2	0	0	0	DNP	-	-	-	DNP	-	-	-	DNP	-	-	-	30	1	0.5	0.5	15	1	0	0	30	5	0	0
Ohio State	DNP	-	-	-	DNP	-	-	-	DNP	-	-	-	DNP	-	-	-	46	6	1.5	0	28	2	0	0	59	5	1	1
TOTALS	49	7	0	0	4	0	0	0	1	0	0	0	9	1	0	0	414	51	12	4	359	30	4	0.5	517	72	10.5	4.5

DEFENSE (cont.)	#14 SWINT (LB)				#15 J. VENABLES (LB)				#17 PATTERSON (LB)				#22 SIMPSON (LB)				#30 MAGUIRE (LB)				#42 BENTLEY (LB)				#45 S. ALLEN (LB)			
Opponent	Snaps	Tack	TFL	Sack	Snaps	Tack	TFL	Sack	Snaps	Tack	TFL	Sack	Snaps	Tack	TFL	Sack	Snaps	Tack	TFL	Sack	Snaps	Tack	TFL	Sack	Snaps	Tack	TFL	Sack
Wake Forest	10	0	0	0	35	3	0	0	13	2	0	0	18	1	0	0	24	3	1	0	16	4	1	1	0	0	0	0
The Citadel	16	3	0.5	0.5	27	6	1	0	17	1	1	0	13	2	1	1	19	3	0	0	18	1	0	0	12	2	0	0
Virginia	DNP	-	-	-	22	4	0	0	1	0	0	0	0	0	0	0	12	0	0	0	0	0	0	0	DNP	-	-	-
Miami (Fla.)	DNP	-	-	-	15	7	1	0.5	3	1	0	0	3	0	0	0	DNP	-	-	-	0	0	0	0	DNP	-	-	-
Georgia Tech	9	0	0	0	21	2	1	1	11	1	0	0	22	6	0	0	6	1	0	0	7	1	0	0	6	1	0	0
Syracuse	0	0	0	0	50	7	0.5	0	8	1	0	0	10	2	0	0	5	2	0	0	6	3	0	0	0	0	0	0
Boston College	0	0	0	0	63	7	1	0	1	0	0	0	29	3	1	1	1	0	0	0	1	0	0	0	DNP	-	-	-
Notre Dame	0	0	0	0	78	7	1	1	0	0	0	0	75	7	0.5	0	2	1	0	0	0	0	0	0	DNP	-	-	-
Pittsburgh	0	0	0	0	DNP	-	-	-	18	4	0	0	39	2	1	1	7	1	0	0	5	2	2	1	0	0	0	0
Virginia Tech	0	0	0	0	8	1	0	0	31	4	1	0	34	4	1	0	19	5	2	0	20	4	1.5	1.5	DNP	-	-	-
Notre Dame	0	0	0	0	DNP	-	-	-	5	2	0	0	25	5	2	1	5	0	0	0	0	1	0	0	DNP	-	-	-
Ohio State	0	0	0	0	DNP	-	-	-	30	7	0	0	13	0	0	0	0	0	0	0	0	0	0	0	DNP	-	-	-
TOTALS	35	3	0.5	0.5	319	44	5.5	2.5	138	23	2	0	281	32	6.5	4	100	16	3	0	73	16	4.5	3.5	18	3	0	0

DEFENSE (cont.)	#46 McMAHAN (LB)				#47 SKALSKI (LB)				#48 D. COTE (LB)				#49 MALONEY (LB)				#1 KENDRICK (DB)				#2 F. DAVIS (DB)				#9 MICKENS (DB)			
Opponent	Snaps	Tack	TFL	Sack	Snaps	Tack	TFL	Sack	Snaps	Tack	TFL	Sack	Snaps	Tack	TFL	Sack	Snaps	Tack	PBU	INT	Snaps	Tack	PBU	INT	Snaps	Tack	PBU	INT
Wake Forest	DNP	-	-	-	15	3	1	0	DNP	-	-	-	DNP	-	-	-	DNP	-	-	-	39	3	0	0	2	0	0	0
The Citadel	4	0	0	0	13	2	0	0	4	0	0	0	11	1	0	0	22	1	0	0	34	1	0	0	8	1	0	0
Virginia	DNP	-	-	-	68	13	0	0	DNP	-	-	-	DNP	-	-	-	43	3	2	0	11	0	0	0	DNP	-	-	-
Miami (Fla.)	DNP	-	-	-	55	5	0.5	0.5	DNP	-	-	-	DNP	-	-	-	23	1	1	1	3	0	0	0	0	0	0	0
Georgia Tech	DNP	-	-	-	17	4	0	0	DNP	-	-	-	DNP	-	-	-	23	1	0	0	16	1	0	0	5	0	0	0
Syracuse	DNP	-	-	-	DNP	-	-	-	DNP	-	-	-	0	0	0	0	DNP	-	-	-	23	2	0	0	0	0	0	0
Boston College	DNP	-	-	-	DNP	-	-	-	DNP	-	-	-	DNP	-	-	-	41	3	0	0	DNP	-	-	-	0	0	0	0
Notre Dame	DNP	-	-	-	DNP	-	-	-	DNP	-	-	-	DNP	-	-	-	78	4	2	0	2	0	0	0	6	0	0	0
Pittsburgh	DNP	-	-	-	45	6	1	0	0	0	0	0	0	0	0	0	DNP	-	-	-	31	3	0	0	10	0	0	0
Virginia Tech	DNP	-	-	-	5	1	0	0	DNP	-	-	-	DNP	-	-	-	50	3	0	0	9	1	0	0	1	1	0	0
Notre Dame	DNP	-	-	-	46	5	1	1	0	0	0	0	DNP	-	-	-	39	4	0	0	15	2	2	0	4	0	0	0
Ohio State	DNP	-	-	-	27	5	0	0	DNP	-	-	-	DNP	-	-	-	63	0	1	0	0	0	0	0	DNP	-	-	-
TOTALS	4	0	0	0	291	44	3.5	1.5	4	0	0	0	11	1	0	0	382	20	6	1	183	13	2	0	36	2	0	0

DEFENSE (cont.)	#12 T. VENABLES (DB)				#16 THORNTON (DB)				#18 CHARLESTON (DB)				#20 L. WILLIAMS (DB)				#21 M. GREENE (DB)				#23 BOOTH (DB)				#24 N. TURNER (DB)			
Opponent	Snaps	Tack	PBU	INT	Snaps	Tack	PBU	INT	Snaps	Tack	PBU	INT	Snaps	Tack	PBU	INT	Snaps	Tack	PBU	INT	Snaps	Tack	PBU	INT	Snaps	Tack	PBU	INT
Wake Forest	22	4	0	0	15	2	0	0	29	4	0	0	30	3	0	0	19	0	1	0	27	3	1	0	35	3	0	0
The Citadel	17	1	1	0	14	1	0	0	14	1	0	0	DNP	-	-	-	26	1	0	0	25	1	0	0	13	1	0	0
Virginia	11	0	1	0	11	1	0	0	43	4	0	0	11	1	0	0	0	0	0	0	36	3	2	1	71	8	0	1
Miami (Fla.)	13	1	1	0	12	1	0	0	DNP	-	-	-	3	0	0	0	0	0	0	0	24	1	1	0	46	3	0	0
Georgia Tech	20	2	0	0	22	3	0	0	28	5	0	0	12	2	0	0	6	2	0	0	22	7	0	0	27	1	0	1
Syracuse	16	8	0	0	10	2	0	0	46	5	0	0	0	0	0	0	7	0	0	0	38	5	0	0	48	4	1	1
Boston College	9	1	0	0	0	0	0	0	54	8	1	0	4	0	0	0	0	0	0	0	36	5	0	0	63	6	0	0
Notre Dame	37	2	0	0	7	1	0	0	67	5	0	0	3	0	0	0	0	0	0	0	29	2	0	0	68	6	1	0
Pittsburgh	38	3	0	0	29	1	0	0	56	6	1	0	27	2	0	0	35	3	1	1	43	1	0	1	57	7	1	0
Virginia Tech	15	1	0	0	17	2	0	0	43	4	0	0	10	2	0	0	18	2	0	0	DNP	-	-	-	56	13	0	0
Notre Dame	10	0	0	0	4	0	1	0	52	5	0	0	13	2	0	0	44	6	0	0	7	0	0	0	49	9	0	0
Ohio State	6	1	0	0	17	3	0	0	70	8	0	0	0	0	0	0	42	4	0	0	48	2	0	0	31	5	0	0
TOTALS	214	24	3	0	158	17	1	0	502	55	2	0	113	12	0	0	197	18	2	1	335	30	4	2	564	66	3	3

DEFENSE (cont.)	#25 PHILLIPS (DB)				#26 S. JONES (DB)				#27 DONNELLY (DB)				#31 GOODRICH (DB)				#36 ZANDERS (DB)				#38 E. TURNER (DB)			
Opponent	Snaps	Tack	PBU	INT	Snaps	Tack	PBU	INT	Snaps	Tack	PBU	INT	Snaps	Tack	PBU	INT	Snaps	Tack	PBU	INT	Snaps	Tack	PBU	INT
Wake Forest	11	0	0	0	33	2	0	0	0	1	0	0	DNP	-	-	-	44	6	0	0	10	0	0	0
The Citadel	26	0	0	0	18	2	1	0	0	1	0	0	DNP	-	-	-	13	1	0	0	16	4	0	0
Virginia	0	0	0	0	41	2	0	0	0	0	0	0	28	2	0	0	45	2	2	0	0	0	0	0
Miami (Fla.)	45	5	1	0	35	0	1	1	0	0	0	0	29	0	1	0	43	4	1	0	12	2	0	0
Georgia Tech	13	0	1	0	32	1	0	0	3	3	0	0	4	0	0	0	21	3	0	0	6	0	0	0
Syracuse	12	2	0	1	36	3	0	0	0	0	0	0	DNP	-	-	-	42	4	0	0	0	0	0	0
Boston College	0	0	0	0	31	2	0	0	0	1	0	0	17	1	0	0	63	3	0	0	0	0	0	0
Notre Dame	6	0	0	0	49	6	1	0	0	0	0	0	DNP	-	-	-	30	2	0	0	0	0	0	0
Pittsburgh	DNP	-	-	-	DNP	-	-	-	3	0	0	0	40	3	0	2	DNP	-	-	-	15	2	0	0
Virginia Tech	24	6	0	0	5	2	0	0	0	0	0	0	55	2	0	0	DNP	-	-	-	0	0	0	0
Notre Dame	9	3	0	0	8	1	0	0	0	0	0	0	39	5	0	0	37	4	0	0	0	0	0	0
Ohio State	3	0	0	0	12	1	0	0	0	0	0	0	25	3	0	0	56	5	0	0	0	0	0	0
TOTALS	149	16	2	1	300	22	3	1	6	6	0	0	237	16	1	2	394	34	3	0	59	8	0	0



# 2020 OFFENSIVE DRIVE CHARTS

## WAKE FOREST

#	Qtr	Clock	Spot	Plays	Yards	TOP	Result
1	1	15:00	25	3	-12	1:10	Punt
2	1	11:31	8	9	92	3:29	TD
3	1	5:52	20	9	80	3:21	TD
4	1	0:08	26	10	49	4:14	FG
5	2	9:17	41	5	17	2:02	Punt
6	2	5:22	9	10	91	4:01	TD
7	2	0:49	34	6	31	0:49	FG
8	3	13:21	25	6	75	2:43	TD
9	3	7:18	23	9	65	4:04	FG
10	3	1:41	27	7	27	2:58	Punt
11	4	11:04	20	3	8	1:56	Punt
12	4	7:14	15	5	16	2:11	Int
13	4	2:34	25	3	7	1:40	Punt

## THE CITADEL

#	Qtr	Clock	Spot	Plays	Yards	TOP	Result
1	1	15:00	25	7	75	2:24	TD
2	1	10:10	*49	1	49	0:29	TD
3	1	5:45	*45	8	45	3:45	TD
4	2	14:13	*6	3	6	1:13	TD
5	2	10:59	28	3	72	1:04	TD
6	2	8:31	39	8	61	3:00	TD
7	2	0:32	8	3	5	0:32	Half
8	3	12:29	14	9	54	4:13	Downs
9	3	6:48	36	2	7	0:15	Fum
10	3	5:34	20	3	8	1:36	Punt
11	3	2:23	34	7	34	2:34	Downs
12	4	12:48	30	3	7	1:37	Punt
13	4	7:10	*43	3	-13	2:46	Punt

## VIRGINIA

#	Qtr	Clock	Spot	Plays	Yards	TOP	Result
1	1	14:50	*48	5	19	1:26	FG
2	1	10:16	10	9	41	3:59	Punt
3	1	4:40	37	9	63	4:18	TD
4	2	9:38	25	11	75	4:15	TD
5	2	4:55	*36	4	36	1:30	TD
6	2	1:45	29	3	0	0:26	Punt
7	2	0:41	25	3	5	0:41	Half
8	3	12:41	20	8	55	2:08	FG
9	3	6:05	35	6	65	2:11	TD
10	4	14:52	20	4	13	1:21	Punt
11	4	8:34	26	7	74	3:07	TD
12	4	1:11	*41	3	5	1:11	Game

## MIAMI (FLA.)

#	Qtr	Clock	Spot	Plays	Yards	TOP	Result
1	1	15:00	25	10	75	5:10	TD
2	1	7:21	11	16	89	7:27	TD
3	2	13:28	39	3	-6	1:36	Punt
4	2	11:02	30	10	51	4:02	MFG
5	2	3:53	30	6	70	2:39	TD
6	2	0:49	23	7	33	0:49	MFG
7	3	13:20	28	3	12	0:46	Fum
8	3	11:25	20	5	22	1:52	Punt
9	3	8:08	28	1	72	0:12	TD
10	3	6:56	*19	4	4	1:36	MFG
11	3	5:03	40	6	60	2:32	TD
12	3	0:21	23	5	0	2:32	Punt
13	4	8:31	35	7	65	3:59	TD
14	4	3:11	*26	8	23	3:11	Game

## GEORGIA TECH

#	Qtr	Clock	Spot	Plays	Yards	TOP	Result
1	1	13:57	33	6	45	2:26	Fum
2	1	9:34	*41	5	41	1:39	TD
3	1	6:25	17	1	83	0:11	TD
4	1	6:07	*16	4	3	2:04	FG
5	1	2:53	19	4	11	1:08	Int
6	1	0:21	38	6	62	2:38	TD
7	2	11:32	20	9	80	4:27	TD
8	2	6:13	32	7	68	2:59	TD
9	2	2:37	*7	2	7	0:27	TD
10	2	0:47	32	3	68	0:31	TD
11	3	14:55	8	6	14	2:00	Punt
12	3	9:52	45	3	-7	1:14	Punt
13	3	8:30	*5	2	5	0:09	TD
14	3	6:20	26	3	3	0:53	Punt
15	3	3:04	17	16	83	6:26	TD
16	4	10:09	9	5	91	2:28	TD
17	4	5:40	31	7	24	4:01	Punt

## SYRACUSE

#	Qtr	Clock	Spot	Plays	Yards	TOP	Result
1	1	14:51	*47	5	47	1:14	TD
2	1	11:47	36	3	0	1:06	Punt
3	1	10:26	*13	4	6	1:40	FG
4	1	5:54	*43	4	43	1:29	TD
5	1	1:59	23	5	13	1:25	Punt
6	2	14:15	25	12	55	5:07	MFG
7	2	7:31	13	12	87	4:37	TD
8	2	1:30	12	1	0	0:12	Int
9	2	1:18	25	11	56	1:18	FG
10	3	13:20	28	5	17	2:50	Punt
11	3	8:36	24	3	-2	1:03	Punt
12	3	5:44	3	7	22	3:21	Punt
13	4	14:48	33	4	67	1:10	TD
14	4	11:26	*3	3	3	0:41	TD
15	4	8:14	5	8	36	3:44	Punt

## BOSTON COLLEGE

#	Qtr	Clock	Spot	Plays	Yards	TOP	Result
1	1	13:08	35	6	65	2:14	TD
2	1	8:35	22	8	14	4:20	Punt
3	1	3:12	30	12	67	5:58	Fum
4	2	12:08	21	8	63	3:24	FG
5	2	1:02	25	10	42	0:55	FG
6	3	14:52	44	7	56	3:14	TD
7	3	9:15	36	7	64	2:59	TD
8	3	0:45	9	10	91	4:11	TD
9	4	11:06	29	3	2	1:00	Punt
10	4	2:21	46	3	9	0:57	Punt
11	4	1:18	*27	2	-3	1:18	Game

## NOTRE DAME

#	Qtr	Clock	Spot	Plays	Yards	TOP	Result
1	1	14:22	6	4	18	2:03	Punt
2	1	5:55	25	4	75	1:44	TD
3	2	13:04	12	11	80	4:32	FG
4	2	5:58	31	1	-8	0:05	Fum
5	2	5:47	15	3	13	0:41	Fum
6	2	2:41	25	6	47	1:32	FG
7	3	15:00	35	9	36	2:45	FG
8	3	10:41	40	13	60	6:29	TD
9	3	1:00	20	3	7	1:11	Punt
10	4	11:31	29	5	58	1:49	FG
11	4	9:14	26	12	74	5:41	TD
12	4	2:10	47	3	1	0:22	Punt
13	4	0:16	27	1	-1	0:16	Half
14	OT <sup>(1)</sup>	-----	*25	2	25	-----	TD
15	OT <sup>(2)</sup>	-----	*25	4	-1	-----	Fum

## PITTSBURGH

#	Qtr	Clock	Spot	Plays	Yards	TOP	Result
1	1	13:50	38	3	7	0:46	Punt
2	1	12:32	*16	3	16	0:56	TD
3	1	10:56	19	6	52	1:30	FG
4	1	9:17	35	4	65	1:42	TD
5	1	7:09	*35	5	35	2:14	TD
6	1	3:03	18	7	82	2:58	TD
7	2	13:32	21	3	-9	1:28	Punt
8	2	9:11	25	4	75	1:12	TD
9	2	6:58	16	6	21	2:26	Punt
10	2	1:13	25	2	-1	0:49	Punt
11	3	14:55	20	1	-1	0:08	Fum
12	3	14:24	25	11	51	5:21	MFG
13	3	8:28	30	3	5	1:17	Punt
14	3	4:36	11	10	89	3:44	TD
15	4	14:55	*41	10	41	4:07	TD
16	4	9:23	13	3	7	1:06	Punt
17	4	7:07	27	6	15	2:25	Punt
18	4	3:12	41	3	2	1:38	Punt
19	4	0:40	*1	2	-2	0:40	Game

## VIRGINIA TECH

#	Qtr	Clock	Spot	Plays	Yards	TOP	Result
1	1	11:15	28	7	61	2:48	FG
2	1	3:45	25	10	75	3:33	TD
3	2	7:58	20	3	4	1:00	Punt
4	2	3:52	25	7	75	2:46	TD
5	3	15:00	25	3	3	1:56	Punt
6	3	10:48	*48	11	40	5:18	Int
7	3	5:18	*12	2	12	0:33	TD
8	3	3:10	30	3	-5	0:49	Punt
9	4	11:06	*49	2	49	0:50	TD
10	4	8:01	9	4	44	2:19	Punt
11	4	4:09	50	1	50	0:08	TD

## NOTRE DAME

#	Qtr	Clock	Spot	Plays	Yards	TOP	Result
1	1	8:10	20	7	46	2:50	Int
2	1	1:42	20	3	80	1:01	TD
3	2	12:08	28	6	72	2:44	TD
4	2	7:05	27	8	63	2:37	FG
5	2	2:10	12	10	88	1:49	TD
6	3	14:53	40	3	5	1:21	Punt
7	3	11:43	45	4	7	2:24	Punt
8	3	6:18	17	8	83	2:35	TD
9	3	1:53	14	12	66	6:22	FG
10	4	8:07	25	6	29	3:49	Punt
11	4	0:21	19	1	2	0:21	Game

## OHIO STATE

#	Qtr	Clock	Spot	Plays	Yards	TOP	Result
1	1	14:56	18	8	82	2:46	TD
2	1	10:01	20	3	2	0:50	Punt
3	1	7:59	25	7	75	2:58	TD
4	1	1:36	35	3	8	1:45	Punt
5	2	10:28	31	3	6	0:51	Punt
6	2	5:12	25	4	18	1:52	Punt
7	2	0:11	25	1	5	0:11	Half
8	3	11:45	20	9	80	3:49	TD
9	3	4:55	25	3	32	1:01	Fum
10	3	1:07	13	3	4	1:15	Punt
11	4	14:03	25	10	75	3:21	TD
12	4	9:39	*46	5	13	1:56	Downs
13	4	4:39	28	11	64	3:09	Int

## CLEMSON'S LONG PLAYS

Yds	Player(s)	Type	Opp
83	* Lawrence to Rodgers	Pass	GAT
72	* Etienne	Rush	MIA
70	Lawrence to Powell	Pass	PIT
67	* Lawrence to Rodgers	Pass	<sup>(2)</sup> UND
65	* Lawrence to Powell	Pass	VAT
54	* Lawrence to Ladson	Pass	CIT
53	* Uiagalelei to Powell	Pass	<sup>(1)</sup> UND
51	Uiagalelei to Powell	Pass	<sup>(1)</sup> UND
50	* Rencher	Rush	VAT
49	Lawrence to Galloway	Pass	VAT
46	Lawrence to Etienne	Pass	UVA
44	* Lawrence to Rodgers	Pass	CIT
44	* Etienne	Rush	<sup>(2)</sup> UND
43	* Lawrence to Powell	Pass	PIT
42	Lawrence to D. Allen	Pass	WFU
42	Uiagalelei to Etienne	Pass	BOC
38	Uiagalelei to E. Williams	Pass	CIT
38	Mellusi	Rush	VAT
36	Lawrence to Rodgers	Pass	WFU
35	Lawrence to Rodgers	Pass	GAT
35	* Helms to Ajou	Pass	GAT
35	* Uiagalelei to Etienne	Pass	BOC
35	Uiagalelei to Rodgers	Pass	<sup>(1)</sup> UND
35	Lawrence to Galloway	Pass	PIT
34	* Lawrence to D. Allen	Pass	GAT
34	* Lawrence	Rush	<sup>(2)</sup> UND
33	Uiagalelei to Etienne	Pass	BOC
33	* Lawrence to E. Williams	Pass	<sup>(2)</sup> UND
32	Lawrence to E. Williams	Pass	PIT
31	Lawrence to Ladson	Pass	MIA
31	Lawrence to D. Allen	Pass	GAT
30	* Uiagalelei	Rush	BOC
29	Etienne	Rush	WFU
29	Lawrence to Ladson	Pass	UVA
29	Dukes	Rush	GAT
29	Lawrence to Powell	Pass	OSU
28	Etienne	Rush	CIT
27	* Lawrence to Rodgers	Pass	UVA
27	Lawrence to Etienne	Pass	UVA
27	Uiagalelei to Rodgers	Pass	<sup>(1)</sup> UND
27	Uiagalelei to Galloway	Pass	<sup>(1)</sup> UND
27	Lawrence to Powell	Pass	OSU
26	Lawrence to Etienne	Pass	WFU
26	Lawrence to Br. Spector	Pass	PIT
26	Lawrence to Powell	Pass	<sup>(2)</sup> UND
26	Lawrence to Etienne	Pass	OSU
26	* Lawrence to Powell	Pass	OSU
25	Lawrence to Galloway	Pass	WFU
25	Lawrence to Rodgers	Pass	UVA
25	* Lawrence to Powell	Pass	SYR
25	* Etienne	Rush	SYR
25	Lawrence to Powell	Pass	PIT
24	* Lawrence to Galloway	Pass	MIA
24	Lawrence to Powell	Pass	GAT
24	Uiagalelei to Powell	Pass	<sup>(1)</sup> UND
24	Lawrence to Rodgers	Pass	<sup>(2)</sup> UND
24	Lawrence to D. Allen	Pass	OSU
23	Lawrence to Rodgers	Pass	SYR
23	Lawrence to Mellusi	Pass	<sup>(2)</sup> UND
23	Lawrence to Galloway	Pass	OSU
22	Etienne	Rush	CIT
22	Lawrence	Rush	UVA
22	Lawrence to Etienne	Pass	MIA
22	Lawrence to Etienne	Pass	MIA
22	* Lawrence to D. Allen	Pass	MIA
22	Lawrence to Etienne	Pass	GAT
22	Uiagalelei to Etienne	Pass	<sup>(1)</sup> UND
22	Lawrence to E. Williams	Pass	<sup>(2)</sup> UND
21	Lawrence to Ladson	Pass	WFU
21	Lawrence to Rodgers	Pass	WFU
21	Lawrence to Etienne	Pass	UVA
21	Lawrence to Ladson	Pass	UVA
21	Lawrence to Galloway	Pass	MIA
21	Etienne	Rush	MIA
21	Dixon	Rush	GAT
21	Lawrence to E. Williams	Pass	SYR
21	Lawrence to Powell	Pass	<sup>(2)</sup> UND
20	Lawrence to Br. Spector	Pass	GAT
20	Lawrence to Ladson	Pass	SYR
20	Lawrence to Powell	Pass	SYR
20	Uiagalelei to Rodgers	Pass	BOC

\* - touchdown; ND: Offensive plays only;  
bold denotes a Clemson home game;

# 2020 DEFENSIVE DRIVE CHARTS

## WAKE FOREST

#	Qtr	Clock	Spot	Plays	Yards	TOP	Result
1	1	13:50	43	6	17	2:19	Punt
2	1	8:02	25	5	21	2:10	Punt
3	1	2:31	25	7	49	2:23	MFG
4	2	10:54	25	3	9	1:37	Punt
5	2	7:15	20	6	12	1:53	Punt
6	2	1:21	25	3	5	0:32	Punt
7	3	15:00	25	7	54	1:39	FG
8	3	10:38	25	9	52	3:20	Downs
9	3	3:09	30	4	7	1:28	Punt
10	4	13:43	18	9	69	2:39	MFG
11	4	9:08	43	6	33	1:48	FG
12	4	5:03	*30	9	30	2:29	TD
13	4	0:54	34	2	6	0:54	Game

## THE CITADEL

#	Qtr	Clock	Spot	Plays	Yards	TOP	Result
1	1	12:36	25	3	8	2:26	Punt
2	1	9:41	25	5	-9	3:56	Punt
3	1	2:00	25	1	-8	0:09	Fum
4	1	1:46	16	3	-4	2:33	Punt
5	2	13:00	25	3	-1	2:01	Punt
6	2	9:55	25	3	-12	1:24	Punt
7	2	5:31	25	7	37	4:59	Punt
8	3	15:00	25	5	19	2:31	Punt
9	3	8:16	33	3	4	1:28	Punt
10	3	6:33	*43	3	-1	0:59	Punt
11	3	3:58	19	3	1	1:35	Punt
12	4	14:49	32	5	38	2:01	MFG
13	4	11:11	22	7	21	4:01	Downs
14	4	4:24	12	9	39	4:24	Game

## VIRGINIA

#	Qtr	Clock	Spot	Plays	Yards	TOP	Result
1	1	13:24	25	11	33	3:08	Punt
2	1	6:17	13	3	7	1:37	Punt
3	1	0:22	25	13	66	5:44	FG
4	2	5:23	25	2	0	0:28	Int
5	2	3:18	19	3	5	1:33	Punt
6	2	1:19	35	4	65	0:38	TD
7	3	15:00	25	7	56	2:19	Int
8	3	10:33	25	9	75	4:28	TD
9	3	3:54	25	10	20	4:02	Punt
10	4	13:31	24	10	50	4:57	Downs
11	4	5:27	25	10	75	4:16	TD

## MIAMI (FLA.)

#	Qtr	Clock	Spot	Plays	Yards	TOP	Result
1	1	9:50	25	6	20	2:29	Punt
2	2	14:54	25	3	-9	1:26	Punt
3	2	11:52	15	3	5	0:50	Punt
4	2	7:00	20	7	55	3:07	FG
5	2	1:14	25	3	3	0:25	Punt
6	3	15:00	25	3	4	1:40	Punt
7	3	12:34	*40	4	14	1:09	Int
8	3	9:33	20	3	5	1:25	Punt
9	3	7:56	25	4	9	1:00	Downs
10	3	5:20	20	2	15	0:17	Int
11	3	2:26	25	5	6	2:05	Punt
12	4	12:49	29	9	71	4:18	TD
13	4	4:32	25	3	2	1:21	Int

## GEORGIA TECH

#	Qtr	Clock	Spot	Plays	Yards	TOP	Result
1	1	15:00	25	3	5	1:03	Punt
2	1	11:31	22	3	-9	1:57	Punt
3	1	7:55	25	4	75	1:23	TD
4	1	6:14	25	1	-9	0:07	Fum
5	1	4:03	25	3	2	1:10	Punt
6	1	1:45	*46	4	8	1:24	Downs
7	2	12:38	18	3	6	1:06	Punt
8	2	7:05	25	3	-8	0:52	Punt
9	2	3:14	25	2	6	0:37	Int
10	2	2:10	25	7	43	1:23	Downs
11	2	0:16	25	1	0	0:16	Half
12	3	12:55	22	7	33	3:03	Downs
13	3	8:38	13	1	-7	0:08	Fum
14	3	8:21	25	3	7	2:01	Punt
15	3	5:27	28	4	7	2:23	Punt
16	4	11:38	35	3	5	1:29	Punt
17	4	7:31	17	3	-2	1:51	Punt
18	4	1:39	8	3	47	1:39	Game

## SYRACUSE

#	Qtr	Clock	Spot	Plays	Yards	TOP	Result
1	1	13:37	25	3	2	1:50	Punt
2	1	10:41	20	2	0	0:15	Int
3	1	8:46	25	6	18	2:52	Downs
4	1	4:25	25	5	15	2:26	Punt
5	1	0:34	*20	4	20	1:19	TD
6	2	9:08	20	4	27	1:37	Punt
7	2	2:54	25	6	30	1:24	Punt
8	3	15:00	25	3	9	1:40	Punt
9	3	10:30	4	4	96	1:49	TD
10	3	7:33	32	3	9	1:49	Punt
11	3	2:23	31	2	-10	0:57	Fum
12	3	1:26	25	3	2	1:38	Punt
13	4	13:38	25	3	10	2:12	Int
14	4	10:38	25	4	66	2:24	Int
15	4	4:30	8	6	16	4:30	Game

## BOSTON COLLEGE

#	Qtr	Clock	Spot	Plays	Yards	TOP	Result
1	1	14:55	26	4	74	1:47	TD
2	1	10:54	25	6	75	2:13	TD
3	1	4:15	29	3	5	1:03	Punt
4	2	8:44	25	15	75	7:42	TD
5	2	0:07	25	1	-1	0:07	Half
6	3	11:38	25	5	0	2:23	Punt
7	3	6:16	25	8	14	5:31	Punt
8	4	11:34	25	3	0	0:28	Punt
9	4	10:06	9	13	46	7:45	Downs
10	4	1:24	4	1	-4	0:06	Safety

## NOTRE DAME

#	Qtr	Clock	Spot	Plays	Yards	TOP	Result
1	1	15:00	25	1	75	0:33	TD
2	1	12:19	44	10	49	6:24	FG
3	1	4:11	25	13	66	6:02	FG
4	2	8:32	25	5	6	2:34	Punt
5	2	5:06	*25	4	-2	2:25	FG
6	2	1:09	25	7	36	1:09	MFG
7	3	12:15	25	3	4	1:34	Punt
8	3	4:12	25	7	75	3:12	Fum
9	4	14:49	43	7	31	3:12	FG
10	4	9:42	25	3	-5	0:28	Punt
11	4	3:33	25	6	28	1:23	Downs
12	4	1:48	9	8	91	1:26	TD
13	OT <sup>(1)</sup>	-----	*25	4	25	-----	TD
14	OT <sup>(2)</sup>	-----	*25	6	25	-----	TD

## PITTSBURGH

#	Qtr	Clock	Spot	Plays	Yards	TOP	Result
1	1	15:00	25	3	-8	1:10	Punt
2	1	13:04	14	3	6	0:32	Int
3	1	11:36	25	3	3	0:40	Punt
4	1	9:26	25	1	0	0:09	Int
5	1	7:35	25	3	11	0:26	Int
6	1	4:55	25	3	5	1:52	Punt
7	1	0:05	25	5	15	1:33	Punt
8	2	12:04	*42	7	37	2:53	FG
9	2	7:59	25	3	7	1:01	Punt
10	2	4:32	25	11	75	3:19	TD
11	2	0:24	50	2	20	0:24	Half
12	3	14:47	*19	2	19	0:23	TD
13	3	9:03	24	3	3	0:35	Punt
14	3	7:11	25	4	25	2:35	Punt
15	3	0:52	25	3	9	0:57	Int
16	4	10:38	41	3	4	1:15	Punt
17	4	8:17	31	3	-6	1:10	Punt
18	4	4:42	8	3	3	1:30	Punt
19	4	1:34	49	3	9	0:54	Fum

## VIRGINIA TECH

#	Qtr	Clock	Spot	Plays	Yards	TOP	Result
1	1	15:00	25	5	10	3:45	Punt
2	1	8:27	25	7	75	4:42	TD
3	1	0:12	25	11	34	7:14	Punt
4	2	6:58	50	6	13	3:06	FG
5	2	0:55	32	3	67	0:55	Half
6	3	13:04	40	3	5	2:16	Punt
7	3	5:30	20	1	-8	0:12	Fum
8	3	4:45	25	3	-6	1:35	Punt
9	3	2:21	*32	2	-2	0:53	Fum
10	3	1:28	25	9	24	5:22	Downs
11	4	10:16	25	6	66	2:15	Fum
12	4	5:42	14	3	1	1:33	Punt
13	4	4:01	25	6	34	4:01	Game

## NOTRE DAME

#	Qtr	Clock	Spot	Plays	Yards	TOP	Result
1	1	14:55	21	11	46	6:39	FG
2	1	5:20	38	7	56	3:38	MFG
3	1	0:36	17	6	55	3:28	Downs
4	2	9:24	25	3	-3	2:19	Punt
5	2	4:28	25	4	16	2:18	Punt
6	2	0:21	25	1	-1	0:21	Half
7	3	13:32	18	3	-11	1:49	Punt
8	3	9:19	12	5	12	3:01	Punt
9	3	3:43	25	4	25	1:50	Punt
10	4	10:31	25	7	75	2:22	TD
11	4	4:18	7	9	28	3:57	Punt

## OHIO STATE

#	Qtr	Clock	Spot	Plays	Yards	TOP	Result
1	1	12:10	25	3	8	2:09	Punt
2	1	9:11	23	3	77	1:12	TD
3	1	5:01	25	6	75	3:25	TD
4	2	14:51	16	9	84	4:16	TD
5	2	9:37	25	9	75	4:25	TD
6	2	3:20	20	12	80	3:09	TD
7	3	15:00	25	7	63	3:15	Int
8	3	7:55	9	7	91	3:00	TD
9	3	3:54	43	4	4	2:47	Punt
10	4	14:52	41	2	59	0:49	TD
11	4	10:42	25	3	6	1:03	Punt
12	4	7:43	33	4	-13	3:04	Punt
13	4	1:30	38	3	0	1:30	Game

## OPPONENTS' LONG PLAYS

Yds	Player(s)	Type	Team
83	* Culpepper to N. Johnson	Pass	SYR
65	* Williams	Rush	<sup>(1)</sup> UND
61	N. Johnson	Rush	SYR
59	* J. Sims to Jal. Camp	Pass	GAT
56	King	Rush	MIA
56	* Fields to Olave	Pass	OSU
55	Hartman to Roberson	Pass	WFO
53	Book to Davis	Pass	<sup>(1)</sup> UND
48	Jurkovec to Gill	Pass	BOC
48	Burmeister to T. Robinson	Pass	VAT
47	Kadum to Holston	Pass	VAT
47	Fields to Wilson	Pass	OSU
45	Book to McKinley	Pass	<sup>(1)</sup> UND
45	* Fields to J. Williams	Pass	OSU
42	King to Key. Smith	Pass	MIA
42	Burmeister to Blackshear	Pass	VAT
41	Massey	Rush	GAT
39	Hartman to Greene	Pass	WFO
38	Webb to McCarthy	Pass	CIT
37	Kern to Roberson	Pass	WFO
36	Fields to Olave	Pass	OSU
35	Jurkovec to Flowers	Pass	BOC
34	Fields to Sermon	Pass	OSU
32	* Sermon	Rush	OSU
31	Armstrong to Davis	Pass	UVA
30	Book to Tremble	Pass	<sup>(2)</sup> UND
30	Sermon	Rush	OSU
29	Book to Mayer	Pass	<sup>(1)</sup> UND
29	Pickett to Turner	Pass	PIT
28	Hartman to Greene	Pass	WFO
28	Armstrong	Rush	UVA
28	Book to McKinley	Pass	<sup>(1)</sup> UND
27	Griffis to Morin	Pass	WFO
27	Armstrong to Davis	Pass	UVA
26	Book to Skowronek	Pass	<sup>(2)</sup> UND
26	Fields to Ruckert	Pass	OSU
24	King to Wiggins	Pass	MIA
24	Williams	Rush	<sup>(2)</sup> UND
23	* Armstrong to Jana	Pass	UVA
23	Do. Smith	Rush	GAT
22	Rainey to Webb	Pass	CIT
22	Armstrong to Kemp	Pass	UVA
22	Pickett to A. Davis	Pass	PIT
21	Tucker	Rush	SYR
21	Herbert	Rush	VAT
21	* Tyree	Rush	<sup>(2)</sup> UND

\* : touchdown; Note: Offensive plays only;  
bold denotes a Clemson home game.



# 2020 PARTICIPATION

#	Player	WFU	CIT	UVA	MIA	GAT	SYR	BOC	UND	PIT	VAT	UND	OSU	Total	2020 G-S	Career G-S
11	Ajou Ajou, WR	13	30	3	9	28	3	ST	---	19	5	3	---	113	10-0	10-0
84	Davis Allen, TE	31	10	35	21	24	30	43	40	29	31	24	32	350	12-0	27-1
45	Sergio Allen, LB	ST	12	---	---	6	ST	---	---	ST	---	---	---	18	5-0	5-0
29	Michael Becker, S	---	ST	---	---	---	---	---	---	ST	---	---	---	0	2-0	6-0
42	LaVonta Bentley, LB	16	18	ST	ST	7	6	1	ST	5	20	ST	ST	73	12-0	16-0
43	Will Blackston, TE	---	---	---	---	---	---	---	---	ST	---	---	---	0	1-0	1-0
50	Kaleb Boateng, OL	---	---	---	---	---	---	---	---	5	---	---	---	5	1-0	5-0
65	Matt Bockhorst, OG	*65	*33	*68	*90	*51	*82	*81	*32	*65	*55	*63	*68	753	12-12	40-13
23	Andrew Booth Jr., CB	*27	*25	36	24	22	*38	36	29	*43	---	7	48	335	11-4	24-4
1	Demarcus Bowman, RB	6	5	---	---	---	---	---	---	---	---	---	---	11	2-0	2-0
11	Bryan Bresee, DL	35	*22	*55	22	*22	*35	*57	*56	*32	*30	*31	*37	434	12-10	12-10
34	Jack Brissey, DE	---	2	---	---	---	---	---	---	1	---	---	---	3	2-0	2-0
52	Tyler Brown, LS	ST	ST	---	---	ST	---	---	---	ST	---	---	---	0	4-0	8-0
82	Will Brown, WR	14	11	---	5	23	6	---	---	16	ST	3	---	78	8-0	16-0
19	DeMonte Capehart, DL	---	12	---	---	---	---	---	---	4	2	2	---	20	4-0	4-0
79	Jackson Carman, OT	*57	*33	*68	*88	*45	*76	*81	*79	*78	*55	*63	*70	793	12-12	40-27
36	Quinn Castner, PK	---	ST	---	---	---	---	---	---	---	---	---	---	0	1-0	1-0
25	J.C. Chalk, TE	12	22	5	21	20	11	---	---	18	6	8	---	123	9-0	48-14
18	Joseph Charleston, S	29	14	43	---	28	*46	*54	67	*56	*43	*52	*70	502	11-6	24-6
48	David Cote, LB	---	4	---	---	---	---	---	---	ST	---	---	---	4	2-0	5-0
47	Peter Cote, S	---	ST	---	---	---	---	---	---	ST	---	ST	---	0	3-0	9-0
60	Mac Cranford, OL	---	---	---	---	---	---	---	---	2	---	---	---	2	1-0	4-0
2	Fred Davis II, CB	39	34	11	3	16	23	---	2	31	9	15	ST	183	11-0	11-0
13	Tyler Davis, DT	*18	---	---	*20	*21	---	---	---	*33	*36	*27	*41	196	7-7	22-20
23	Lyn-J Dixon, RB	---	7	18	12	20	25	7	ST	21	10	---	10	130	10-0	38-0
27	Carson Donnelly, S	ST	ST	ST	ST	3	ST	ST	ST	3	ST	ST	ST	6	12-0	21-0
19	Michel Dukes, RB	---	4	---	5	7	---	---	ST	3	ST	ST	ST	19	8-0	18-0
83	Hampton Earle, WR	---	3	---	---	---	---	---	---	4	---	---	---	7	2-0	6-0
91	Nick Eddis, DT	---	3	---	---	---	---	---	---	1	---	---	---	4	2-0	2-0
69	Jacob Edwards, OL	---	---	---	2	---	---	---	---	3	---	---	---	5	2-0	8-0
95	James Edwards, DT	---	8	---	---	---	---	---	---	1	---	---	---	9	2-0	13-0
67	Will Edwards, OT	---	4	---	1	---	---	---	---	9	---	---	---	14	3-0	5-0
87	Sage Ennis, TE	8	7	---	4	---	---	---	---	8	---	---	---	27	4-0	4-0
9	Travis Etienne, RB	*44	*16	*39	*57	*31	*40	*67	*72	*40	*37	*45	*55	543	12-12	55-42
35	Justin Foster, DE	---	---	---	---	---	---	---	---	---	---	---	---	---	0-0	39-13
88	Braden Galloway, TE	*36	*21	*42	*48	*16	*60	*51	*49	*33	*25	*37	*45	463	12-12	26-12
31	Mario Goodrich, CB	---	---	28	29	4	---	17	---	*40	*55	*39	*25	237	8-4	35-4
24	Hamp Greene, WR	---	---	---	3	---	---	---	---	6	---	---	---	9	2-0	6-0
21	Malcolm Greene, CB	19	26	ST	ST	6	7	ST	ST	*35	*18	44	*42	197	12-3	12-3
18	Hunter Helms, QB	---	4	---	---	13	---	---	---	5	---	---	---	22	3-0	3-0
5	K.J. Henry, DE	*37	*21	*51	*31	23	28	26	*57	23	17	32	*38	384	12-6	31-6
37	Jake Herbstreit, S	---	---	---	---	---	---	---	---	---	---	---	---	---	0-0	4-0
86	Tye Herbstreit, WR	---	---	---	1	---	---	---	---	---	---	---	---	1	1-0	5-0
75	Trent Howard, OL	3	4	---	---	11	---	---	---	3	---	---	---	21	4-0	4-0
45	Josh Jackson, WR	---	2	---	2	---	---	---	---	7	---	ST	---	11	4-0	15-0
90	Darnell Jefferies, DT	13	24	4	---	---	4	---	---	1	1	2	---	49	7-0	23-0
52	Tayquan Johnson, OG	15	24	3	8	30	---	ST	ST	6	ST	ST	ST	86	11-0	14-0
6	Mike Jones Jr., LB	*38	*18	*66	*55	*29	*48	---	---	30	32	*15	28	359	10-7	28-7
26	Sheridan Jones, CB	*33	*18	*41	*35	*32	*36	*31	*49	---	5	8	12	300	11-8	25-8
1	Derion Kendrick, CB	---	22	*43	*23	*23	---	*41	*78	---	*50	*39	*63	382	9-8	39-23
2	Frank Ladson Jr., WR	34	11	*52	*70	*29	*51	ST	6	---	---	5	3	261	10-4	25-4
16	Trevor Lawrence, QB	*64	*20	*67	*85	*52	*77	---	---	*72	*55	*63	*72	627	10-10	40-36
85	Jaelyn Lay, TE	15	11	3	6	24	1	ST	ST	11	2	3	ST	76	12-0	16-0
33	Ty Lucas, RB	---	ST	---	---	---	---	---	---	ST	---	---	---	0	2-0	8-0
46	Jack Maddox, LS	ST	ST	ST	ST	ST	ST	ST	ST	ST	ST	ST	ST	0	12-0	23-0
30	Keith Maguire, LB	24	19	12	---	6	5	1	2	7	19	5	ST	100	11-0	15-0
49	Matthew Maloney, LB	---	11	---	---	---	ST	---	---	ST	---	---	---	11	3-0	3-0
7	Justin Mascoll, DE	*34	*21	*49	27	*23	*32	*41	*34	23	*29	*25	39	377	12-9	28-9
89	Max May, WR	4	7	---	1	8	ST	---	---	4	ST	1	---	25	8-0	18-0
32	Sylvester Mayers, RB	---	ST	---	---	---	---	---	---	ST	---	1	---	1	3-0	6-0
77	Mitchell Mayes, OL	15	24	3	9	---	---	---	---	8	1	1	---	61	7-0	7-0
39	Bubba McAtee, S	---	ST	---	---	---	---	---	---	ST	---	---	---	0	2-0	2-0
26	Jack McCall, CB	---	ST	---	---	---	---	---	---	---	---	---	---	0	1-0	4-0
71	Jordan McFadden, OT	*65	*33	*68	*90	*46	*86	*81	*65	*64	*47	*54	*68	767	12-12	29-12
63	Zac McIntosh, OL	3	---	---	---	---	---	---	---	2	---	---	---	5	2-0	4-0
46	Matt McMahan, LB	---	4	---	---	---	---	---	---	---	---	---	---	4	1-0	3-0
27	Chez Mellusi, RB	---	13	8	6	10	8	---	6	13	4	14	6	88	10-0	21-0
9	R.J. Mickens, S	2	8	---	ST	5	ST	ST	6	10	1	4	---	36	10-0	10-0
98	Myles Murphy, DE	29	15	39	*42	*22	*29	*46	60	32	*24	*30	46	414	12-6	12-6
10	Joseph Ngata, WR	*29	*12	16	---	5	31	5	*24	---	---	---	---	122	7-3	22-3
33	Ruke Orhororo, DT	14	---	---	---	---	---	---	---	---	7	9	3	33	4-0	14-0
14	Kobe Pace, RB	15	8	---	3	9	9	---	---	6	ST	ST	ST	50	9-0	9-0
64	Walker Parks, OL	26	24	3	8	48	9	---	14	35	8	14	10	199	11-0	11-0
17	Kane Patterson, LB	13	17	1	3	11	8	1	ST	18	31	5	30	138	12-0	25-0
25	Jalyn Phillips, S	11	26	ST	*45	13	12	ST	6	---	24	9	3	149	11-1	25-1
7	Taisun Phommachanh, QB	8	11	---	8	16	---	---	---	---	---	---	---	43	4-0	7-0
44	Nyles Pinckney, DT	28	13	48	7	23	19	*21	*26	7	20	21	37	270	12-2	55-15
29	B.T. Potter, PK	*ST	*ST	*ST	*ST	*ST	*ST	*ST	*ST	*ST	*ST	*ST	*ST	0	12-12	42-27
17	Cornell Powell, WR	*36	*12	*48	*66	*38	*43	*70	*76	*68	*49	*56	*68	630	12-12	54-12
80	Luke Price, TE	---	---	---	---	---	---	---	---	---	---	---	---	---	0-0	18-1
56	Will Putnam, OL	*65	*33	*68	*89	*41	*78	*81	*79	*76	*47	*63	*70	790	12-12	23-12
92	Klayton Randolph, DE	---	---	---	---	---	---	---	---	1	---	---	---	1	1-0	4-0
55	Hunter Rayburn, OL	---	11	---	6	30	---	---	---	8	1	1	---	57	6-0	10-0
21	Darien Rencher, RB	16	7	3	6	10	4	ST	ST	9	1	6	ST	62	12-0	37-0
32	Etinosa Reuben, DT	---	19	5	---	---	2	---	---	5	2	3	---	40	7-0	10-0
3	Amari Rodgers, WR	*39	*15	*56	*66	*35	*53	*74	*72	*58	*49	*58	*69	644	12-12	55-37
8	Justyn Ross, WR	---	---	---	---	---	---	---	---	---	---	---	---	---	0-0	29-14
22	Trenton Simpson, LB	18	13	ST	3	22	10	29	*75	*39	34	25	*13	271	12-3	12-3

# 2020 PARTICIPATION

#	Player	WFU	CIT	UVA	MIA	GAT	SYR	BOC	UND	PIT	VAT	UND	OSU	Total	2020 G-S	Career G-S
47	James Skalski, LB	15	*13	*68	*55	*17	---	---	---	*45	*5	*46	*27	291	9-8	56-25
10	Baylon Spector, LB	*33	*7	*62	*43	*40	*47	*64	*81	23	*28	*30	59	517	12-10	42-10
13	Brannon Spector, WR	10	---	12	18	15	23	*37	6	23	13	16	7	180	11-1	14-1
48	Will Spiers, P	*ST	*ST	*ST	*ST	*7	*ST	*ST	*ST	*ST	*ST	*ST	*ST	7	12-12	56-56
62	Cade Stewart, OL	*65	*33	*68	*90	*53	*84	*81	*79	*81	*55	*66	*72	827	12-12	49-13
39	Aidan Swanson, P/PK	ST	---	---	---	ST	---	---	---	ST	---	---	---	0	3-0	6-0
81	Drew Swinney, WR	5	10	---	4	21	ST	---	---	---	---	---	---	40	5-0	17-0
22	Will Swinney, WR	22	34	3	5	27	6	ST	ST	22	4	4	ST	127	12-0	56-0
14	Kevin Swint, LB	10	16	---	---	9	ST	ST	ST	ST	ST	ST	ST	35	10-0	10-0
57	Paul Tchio, OL	15	24	3	3	24	---	---	1	8	1	1	---	80	9-0	9-0
3	Xavier Thomas, DE	---	---	---	3	20	25	13	11	*22	25	---	---	119	7-1	34-9
16	Ray Thornton III, S	15	14	11	12	22	10	ST	7	*29	17	4	*17	158	12-2	16-2
54	Mason Trotter, OL	---	---	3	9	31	15	---	46	23	8	5	7	147	9-0	13-0
73	Bryn Tucker, OL	3	4	---	---	---	---	---	---	4	---	---	---	11	3-0	3-0
38	Elijah Turner, S	10	16	ST	12	6	ST	ST	ST	15	ST	ST	ST	59	12-0	24-0
24	Nolan Turner, S	*35	*13	*71	*46	*27	*48	*63	*68	*57	*56	*49	31	564	12-11	55-15
5	D.J. Uiagalelei, QB	10	28	3	3	---	8	*81	*79	19	1	3	---	235	10-2	10-2
53	Regan Upshaw, DE	36	34	25	15	17	---	---	ST	14	16	5	4	166	10-0	36-0
15	Jake Venables, LB	*35	27	22	15	21	*50	*63	*78	---	8	---	---	319	9-4	26-4
12	Tyler Venables, S	22	17	11	13	20	16	9	37	38	15	10	6	214	12-0	12-0
72	Blake Vinson, OL	15	14	---	---	8	---	---	---	---	---	---	---	37	3-0	16-0
41	Jonathan Weitz, PK	---	ST	---	---	---	---	---	---	---	---	---	---	0	1-0	4-0
6	E.J. Williams, WR	21	37	9	22	25	23	26	43	*54	*28	*47	*61	396	12-4	12-4
40	Greg Williams, DE	12	27	---	---	9	2	---	---	6	9	2	---	67	7-0	11-0
76	John Williams, OL	3	4	---	---	---	---	---	---	---	---	---	---	7	2-0	2-0
59	Jordan Williams, DT	*27	*21	*46	11	18	---	23	24	7	16	16	20	229	11-3	38-3
20	LeAnthony Williams, CB	30	---	11	3	12	ST	4	3	27	10	13	ST	113	11-0	29-0
8	Tré Williams, DT	3	---	---	---	11	---	---	---	---	---	---	---	14	2-0	2-0
36	Lannden Zanders, S	*44	*13	*45	*43	*21	*42	*63	*30	---	---	37	*56	394	10-9	24-9

\* - start; ST - special teams only; Note: Numbers do not necessarily denote official plays, but rather non-special-team snaps; **bold** denotes a Clemson home game.

# 2020 GAME-BY-GAME STARTERS

Position	WFU	CIT	UVA	MIA	GAT	SYR	BOC	UND	PIT	VAT	UND	OSU
LT	Carman	Carman	Carman	Carman	Carman	Carman	Carman	Carman	Carman	Carman	Carman	Carman
LG	Bockhorst	Bockhorst	Bockhorst	Bockhorst	Bockhorst	Bockhorst	Bockhorst	Bockhorst	Bockhorst	Bockhorst	Bockhorst	Bockhorst
C	Stewart	Stewart	Stewart	Stewart	Stewart	Stewart	Stewart	Stewart	Stewart	Stewart	Stewart	Stewart
RG	Putnam	Putnam	Putnam	Putnam	Putnam	Putnam	Putnam	Putnam	Putnam	Putnam	Putnam	Putnam
RT	McFadden	McFadden	McFadden	McFadden	McFadden	McFadden	McFadden	McFadden	McFadden	McFadden	McFadden	McFadden
TE	Galloway	Galloway	Galloway	Galloway	Galloway	Galloway	Galloway	Galloway	Galloway	Galloway	Galloway	Galloway
WR	Ngata	Ngata	Ladson	Ladson	Ladson	Ladson	Br. Spector	Ngata	E. Williams	E. Williams	E. Williams	E. Williams
QB	Lawrence	Lawrence	Lawrence	Lawrence	Lawrence	Lawrence	Uiagalelei	Uiagalelei	Lawrence	Lawrence	Lawrence	Lawrence
RB	Etienne	Etienne	Etienne	Etienne	Etienne	Etienne	Etienne	Etienne	Etienne	Etienne	Etienne	Etienne
WR	Rodgers	Rodgers	Rodgers	Rodgers	Rodgers	Rodgers	Rodgers	Rodgers	Rodgers	Rodgers	Rodgers	Rodgers
WR	Powell	Powell	Powell	Powell	Powell	Powell	Powell	Powell	Powell	Powell	Powell	Powell
DE	Mascoli	Mascoli	Mascoli	Murphy	Mascoli	Mascoli	Mascoli	Mascoli	Thomas	Mascoli	Mascoli	Henry
DT/FS	T. Davis	Bresee	Bresee	T. Davis	T. Davis	Charleston	Pinckney	Pinckney	T. Davis	T. Davis	T. Davis	T. Davis
DT/SS	Jor. Williams	Jor. Williams	Jor. Williams	Phillips	Bresee	Bresee	Bresee	Bresee	Bresee	Bresee	Bresee	Bresee
DE/SS	Henry	Henry	Henry	Henry	Murphy	Murphy	Murphy	Henry	Thornton	Murphy	Murphy	Thornton
SLB/NB/FS	M. Jones	M. Jones	M. Jones	M. Jones	M. Jones	M. Jones	Charleston	Simpson	Simpson	M. Greene	M. Jones	Simpson
MLB	J. Venables	Skalski	Skalski	Skalski	Skalski	J. Venables	J. Venables	J. Venables	Skalski	Skalski	Skalski	Skalski
WLB/CB	Ba. Spector	Ba. Spector	Ba. Spector	Ba. Spector	Ba. Spector	Ba. Spector	Ba. Spector	Ba. Spector	M. Greene	Ba. Spector	Ba. Spector	M. Greene
CB	S. Jones	S. Jones	S. Jones	S. Jones	S. Jones	S. Jones	S. Jones	S. Jones	Goodrich	Goodrich	Goodrich	Goodrich
SS	Zanders	Zanders	Zanders	Zanders	Zanders	Zanders	Zanders	Zanders	Charleston	Charleston	Charleston	Zanders
FS	N. Turner	N. Turner	N. Turner	N. Turner	N. Turner	N. Turner	N. Turner	N. Turner	N. Turner	N. Turner	N. Turner	Charleston
CB	Booth	Booth	Kendrick	Kendrick	Kendrick	Booth	Kendrick	Kendrick	Booth	Kendrick	Kendrick	Kendrick
PK	Potter	Potter	Potter	Potter	Potter	Potter	Potter	Potter	Potter	Potter	Potter	Potter
P	Spiers	Spiers	Spiers	Spiers	Spiers	Spiers	Spiers	Spiers	Spiers	Spiers	Spiers	Spiers

Note: **bold** denotes a Clemson home game.



# 2020 GAME RECAPS

GAME 1	CLEMSON	37
	WAKE FOREST	13
	SEPT. 12, 2020 TRUIST FIELD • WINSTON-SALEM, N.C.	

A stellar outing by quarterback Trevor Lawrence and a Clemson-record 18th career 100-yard rushing performance by running back Travis Etienne led No. 1 Clemson to a 37-13 victory over Wake Forest in front of only 68 people in the first game under COVID-19 protocols.

Lawrence went 22-of-28 for 351 yards and a touchdown along with two touchdown runs. With 102 yards, Etienne passed Wayne Gallman (17 from 2014-16) for Clemson's career 100-yard rushing games record.

Defensively, Winston-Salem native K.J. Henry recorded the first of Clemson's six sacks on the night. Myles Murphy (2.0) and Bryan Bresee (0.5) each contributed sacks to become Clemson's first true freshmen with sacks in a season-opener since 2016.

Lawrence's two rushing touchdowns gave the Tigers a 14-0 first quarter lead, marking his first career game with multiple rushing touchdowns. His first passing touchdown of the season was a 12-yard strike to tight end J.C. Chalk in the second quarter.

A career-long-tying 52-yard B.T. Potter field goal as the first half expired gave Clemson a 27-0 halftime lead. During the game, Potter broke Mark Buchholz's Clemson record for consecutive PATs (88 from 2007-08).

Clemson carried a 37-3 lead into the fourth quarter before surrendering the final 10 points. The Tigers played 78 of their 80 available players in the contest.

GAME 2	THE CITADEL	0
	CLEMSON	49
	SEPT. 19, 2020 MEMORIAL STADIUM • CLEMSON, S.C.	

No. 1 Clemson won its home opener in front of a socially distanced crowd of 18,609 fans at Memorial Stadium, defeating The Citadel by a score of 49-0. The victory marked Clemson's 31st consecutive regular season win, passing the 2013-15 Florida State Seminoles for the longest such streak in ACC history.

Quarterback Trevor Lawrence went 8-of-9 passing for 168 yards with three passing touchdowns and a rushing touchdown. Freshman quarterback D.J. Uiagalelei added his first two career scores on the ground.

All of Clemson's points came in a 49-point first half, Clemson's most points in the first two quarters of play since scoring 49 against Temple in a 63-9 victory on Oct. 12, 2006.

Clemson's defense held the Bulldogs to just 162 total yards and added a score of its own when linebacker James Skalski returned a fumble 17 yards for the first touchdown of his career. Freshman Myles Murphy added two tackles for loss and forced the fumble that led to the Skalski scoop-and-score.

Wide receiver Frank Ladson Jr. recorded career highs in receptions (three), receiving yards (87) and receiving touchdowns (two).

Clemson produced its first shutout since the 2016 Fiesta Bowl, a 31-0 win against Ohio State. It was Clemson's first regular season shutout since a 54-0 win against Syracuse in 2016. The shutout was Clemson's seventh under Head Coach Dabo Swinney, and its fifth home shutout in his tenure.

GAME 3	VIRGINIA	23
	CLEMSON	41
	OCT. 3, 2020 MEMORIAL STADIUM • CLEMSON, S.C.	

Clemson improved to 3-0 with a 41-23 win against Virginia at Memorial Stadium. The win extended Clemson's winning streak on Saturdays to 46, passing the 1953-57 Oklahoma Sooners for the longest such streak in FBS history.

Trevor Lawrence was 25-for-38 passing for 329 yards and three touchdowns, including two to Amari Rodgers. Travis Etienne totaled 187 yards from scrimmage, including 73 on the ground and a career-high and Clemson running back record 114 through the air.

Clemson's defense picked off Virginia quarterback Brennan Armstrong twice. Nolan Turner recorded the Tigers' first interception of the season in the second quarter, and on the first drive of the second half, Andrew Booth Jr. made a spectacular one-handed interception, the first of his career, in the corner of the end zone.

Lyn-J Dixon returned the opening kickoff of the game for a career-long 52 yards, setting the tone for Clemson to run out to a 24-3 lead before a late second-quarter Virginia touchdown made it 24-10 Clemson at the half.

The Tigers opened the second half scoring off the Booth interception with a 42-yard Potter field goal. The Cavaliers answered with a touchdown before Etienne recorded his second score of the game to give Clemson a 34-17 lead. Chez Mellusi added a fourth quarter two-yard rushing touchdown, his first of the season and first since the 2019 ACC Championship against the Cavaliers, to extend the Tiger lead to 41-17 before a late Virginia touchdown brought the final score to 41-23.

GAME STATS					
Clemson	14	13	10	0	37
Wake Forest	0	0	3	10	13
CU Lawrence 2 run (Potter kick) 1st, 8:02, 9-92					
CU Lawrence 1 run (Potter kick) 1st, 2:31, 9-80					
CU Potter 42 FG 2nd, 10:54, 10-49					
CU Chalk 12 pass from Lawrence (Potter kick) 2nd, 1:21, 10-91					
CU Potter 52 FG 2nd, 0:00, 6-31					
WF Sciba 39 FG 3rd, 13:21, 7-54					
CU Etienne 2 run (Potter kick) 3rd, 10:38, 6-75					
CU Potter 29 FG 3rd, 3:14, 9-65					
WF Sciba 42 FG 4th, 7:20, 6-33					
WF Morin 1 pass from Griffis (Sciba kick) 4th, 2:34, 9-30					
Attendance - 68 Weather - Mostly Cloudy, 74°					
Team Statistics CU WF					
First Downs 27 15					
Rushing 46-185 34-37					
Passing 26-36 19-38					
Passing Yards 376 293					
Total Offense 82-561 72-330					
Rushing (Car-Yards-TD)					
CU Etienne 17-102-1, Rencher 7-34, Pace 6-22, Bowman 6-22, Br. Spector 1-19, Phommachanh 1-7, Uiagalelei 1-3, Lawrence 7-(-24)-2					
WF Beal-Smith 11-29, Walker 6-19, Drawdy 2-6, Ellison 4-3, Kern 2-2, Griffis 1-(-3), Hartman 8-(-19)					
Passing (Cm-Att-Yards-I-TD)					
CU Lawrence 22-28-351-0-1, Phommachanh 2-4-9-1-0, Uiagalelei 2-3-16-0-0					
WF Hartman 11-21-182-0-0, Kern 6-11-83-0-0, Griffis 2-6-28-0-1					
Receiving (Rec-Yards-TD)					
CU Rodgers 5-90, Galloway 5-60, Ngata 3-48, Etienne 3-47, Powell 2-15, D. Allen 1-42, Ladson 1-21, Br. Spector 1-16, Chalk 1-12-1, Brown 1-10, E. Williams 1-6, Ajou 1-6, W. Swinney 1-3					
WF Morin 9-93-1, Roberson 4-92, Greene 3-76, Perry 2-24, Chapman 1-8					

GAME STATS					
The Citadel	0	0	0	0	0
Clemson	28	21	0	0	49
CU Ladson 17 pass from Lawrence (Potter kick) 1st, 12:26, 7-75					
CU Rodgers 44 pass from Lawrence (Potter kick) 1st, 9:41, 1-49					
CU Lawrence 2 run (Potter kick) 1st, 2:00, 8-45					
CU Skalski 17 fumble return (Potter kick) 1st, 1:51					
CU Uiagalelei 1 run (Potter kick) 2nd, 13:00, 3-6					
CU Ladson 54 pass from Lawrence (Potter kick) 2nd, 9:55, 3-72					
CU Uiagalelei 6 run (Weitz kick) 2nd, 5:31, 8-61					
Attendance - 18,609 Weather - Sunny, 72°					
Team Statistics CU CIT					
First Downs 16 8					
Rushing 33-162 48-86					
Passing 19-27 3-11					
Passing Yards 243 76					
Total Offense 60-405 59-162					
Rushing (Car-Yards-TD)					
CU Etienne 8-68, Rencher 4-28, Mellusi 4-25, Phommachanh 2-13, Bowman 3-10, Dukes 2-8, Uiagalelei 3-7-2, Lawrence 1-2-1, Pace 1-2, Helms 1-(-9)					
CIT Adams 12-50, Nwanze 11-20, White 5-20, Hampton 1-11, Brechtel III 3-5, Sessions 3-(-1), Rainey 10-(-8), Wallace 3-(-11)					
Passing (Cm-Att-Yards-I-TD)					
CU Lawrence 8-9-168-0-3, Uiagalelei 8-11-75-0-0, Phommachanh 1-5-(-1)-0-0, Helms 2-2-1-0-0					
CIT Rainey 2-9-38-0-0, Webb 1-1-38-0-0, Adams 0-1-0-0-0					
Receiving (Rec-Yards-TD)					
CU Ladson 3-87-2, E. Williams 3-58, Powell 2-25, D. Swinney 2-6, Pace 2-0, Rodgers 1-44-1, Etienne 1-11, Brown 1-8, W. Swinney 1-3, D. Allen 1-2, Chalk 1-0, Mellusi 1-(-1)					
CIT McCarthy 1-38-0, Webb 1-22-0, Sessions 1-16-0					

GAME STATS					
Virginia	0	10	7	6	23
Clemson	10	14	10	7	41
CU Potter 47 FG 1st, 13:24, 5-19					
CU Etienne 16 run (Potter kick) 1st, 0:22, 9-63					
UVA Delaney 27 FG 2nd, 9:38, 13-66					
CU Rodgers 27 pass from Lawrence (Potter kick) 2nd, 5:23, 11-75					
CU Rodgers 9 pass from Lawrence (Potter kick) 2nd, 3:25, 4-36					
UVA Jana 23 pass from Armstrong (Delaney kick) 2nd, 0:41, 4-65					
CU Potter 42 FG 3rd, 10:33, 8-55					
UVA Thompson 3 pass from Armstrong (Delaney kick) 3rd, 6:05, 9-75					
CU Etienne 4 pass from Lawrence (Potter kick) 3rd, 3:54, 6-65					
CU Mellusi 2 run (Potter kick) 4th, 5:27, 7-74					
UVA Poljan 5 pass from Armstrong (Armstrong pass failed) 4th, 1:11, 10-75					
Attendance - 18,735 Weather - Clear, 57°					
Team Statistics UVA CU					
First Downs 25 22					
Rushing 38-147 31-137					
Passing 24-43 26-39					
Passing Yards 270 329					
Total Offense 81-417 70-466					
Rushing (Car-Yards-TD)					
CU Etienne 14-73-1, Lawrence 6-36, Dixon 5-11, Mellusi 3-10-1, Uiagalelei 2-5, Spector 1-2					
UVA Armstrong 22-89, Taulapapa 13-47, Simpson 3-11					
Passing (Cm-Att-Yards-I-TD)					
CU Lawrence 25-38-329-0-3, Uiagalelei 1-1-0-0-0					
UVA Armstrong 24-43-270-2-3					
Receiving (Rec-Yards-TD)					
CU Rodgers 6-72-2, Etienne 5-114-1, Ladson Jr. 5-71, Br. Spector 4-32, Galloway 2-17, Powell 2-5, D. Allen 1-18, W. Swinney 1-0					
UVA Kemp 10-96, Jana 5-55-1, Poljan 3-25-1, Davis Jr. 2-58, Taulapapa 2-24, Simpson 1-9, Thompson 1-3-1					

# 2020 GAME RECAPS

GAME 4	MIAMI (FLA.)	17
	CLEMSON	42
	OCT. 10, 2020 MEMORIAL STADIUM • CLEMSON, S.C.	

No. 1 Clemson earned a 42-17 victory over No. 7 Miami (Fla.) in Clemson's first regular season matchup of Top 10 teams since 2016.

Clemson's defense kept the Hurricanes offense in check all night, allowing only 210 yards, while the offense piled up 550. Sheridan Jones, Derion Kendrick and Kane Patterson each had an interception while the Clemson pass rush totaled five sacks.

Trevor Lawrence completed 29-of-41 passes for 292 yards and three touchdowns and Travis Etienne ran for 149 yards and two scores and caught a game-high eight passes for 73 yards. Etienne's second rushing touchdown was the 60th of his career, making him only the 12th player in official FBS records to score 60 career rushing touchdowns.

Braden Galloway produced the first multi-touchdown game by a Clemson tight end since 2016, catching touchdown passes of 24 and 11 yards. Davis Allen added his first career touchdown as well to give Clemson tight ends three touchdowns in the contest.

Clemson controlled the ball for 12:31 of the first quarter and ran 25 plays to Miami's six. At halftime, Clemson held a 21-3 advantage in first downs.

Miami scored its first touchdown of the game on the final play of the first half, blocking a 61-yard field goal attempt by B.T. Potter and returning it 48 yards for a touchdown. It was one of three Miami field goal blocks.

Clemson's 25-point win represented its sixth victory of 25 points or more against an AP Top 10 opponent all-time.

GAME STATS				
Miami	0	10	0	7
Clemson	7	14	14	42
CU Galloway 24 pass from Lawrence (Potter kick) 1st, 9:50, 10-75				
CU Etienne 2 run (Potter kick) 2nd, 14:54, 16-89				
MIA Borregales 42 FG 2nd, 3:53, 7-55				
CU Galloway 11 pass from Lawrence (Potter kick) 2nd, 1:14, 6-70				
MIA Ivey 48 blocked FG return (Borregales kick) 2nd, 0:00, 0-0				
CU Etienne 72 run (Potter kick) 3rd, 7:56, 1-72				
CU Lawrence 3 run (Potter kick) 3rd, 2:31, 6-60				
MIA King 7 run (Borregales kick) 4th, 8:31, 9-71				
CU Allen 22 pass from Lawrence (Potter kick) 4th, 4:32, 7-65				
Attendance - 18,885 Weather - Cloudy, late rain, 70°				
Team Statistics				
	MIA	CU		
First Downs	9	34		
Rushing	25-89	44-258		
Passing	12-29	29-44		
Passing Yards	121	292		
Total Offense	54-210	88-550		
Rushing (Car-Yards-TD)				
CU Etienne 17-149-2, Lawrence 8-34-1, Dixon 5-12, Dukes 3-16, Rencher 3-5, Mellusi 2-13, Pace 2-9, Phommachanh 2-3				
MIA King 14-84-1, Harris 8-3, Chaney Jr. 1-8, Perry 1-(-6)				
Passing (Cm-Att-Yards-I-TD)				
CU Lawrence 29-41-292-0-3, Uigalelei 0-1-0-0-0, Phommachanh 0-1-0-0-0				
MIA King 12-28-121-2-0, Perry 0-1-0-1-0				
Receiving (Rec-Yards-TD)				
CU Etienne 8-73, Rodgers 7-62, Galloway 4-74-2, Ladson Jr. 3-43, Br. Spector 3-10, Powell 2-12, D. Allen 1-22-1, E. Williams 1-(-4)				
MIA Jordan 3-31, Harley 3-17, Smith 1-42, Wiggins 1-24, Harris 1-6, Mallory 1-5, Knighton 1-(-1), Chaney Jr. 1-(-3)				

GAME 5	CLEMSON	73
	GEORGIA TECH	7
	OCT. 17, 2020 BOBBY DODD STADIUM • ATLANTA, GA.	

No. 1 Clemson cruised to the largest conference win in ACC history, defeating Georgia Tech, 73-7, at Bobby Dodd Stadium.

Clemson scored a modern-era school-record 52 first-half points, as Trevor Lawrence was 22-for-27 passing for 391 yards and five touchdowns in the first half alone. Lawrence finished with a career-high 404 passing yards. Wide receiver Amari Rodgers found the end zone twice in a career-high 161 yard performance as 17 different Tigers caught a pass, the most in the Dabo Swinney era.

Among those with a touchdown was defensive tackle Nyles Pinckney, who scored on a one-yard touchdown run in the second quarter. Travis Etienne scored a three-yard rushing touchdown in the second quarter as well, giving him 408 career points to break Chandler Catanzaro's school record of 404.

The Tiger defense forced three turnovers and totaled four sacks. Clemson held Georgia Tech to seven first downs, its second straight game holding its opponent to single-digit first downs.

Chester Mellusi, Kobe Pace and Ajou Ajou added second half touchdowns. Pace's came on Hunter Helms's first career touchdown pass. Ajou's touchdown, also from Helms, marked the first of his career as well.

GAME STATS				
Clemson	17	35	7	14
Georgia Tech	7	0	0	0
CU Powell 5 pass from Lawrence (Potter kick) 1st, 7:55, 5-41				
GT Camp 59 pass from Sims (Kelley kick) 1st, 6:32, 4-75				
CU Rodgers 83 pass from Lawrence (Potter kick) 1st, 6:14, 1-83				
CU Potter 30 FG 1st, 4:03, 4-3				
CU D. Allen 34 pass from Lawrence (Potter kick) 2nd, 12:43, 6-62				
CU Pinckney 1 run (Potter kick) 2nd, 7:05, 9-80				
CU Ladson 8 pass from Lawrence (Potter kick) 2nd, 3:14, 7-68				
CU Etienne 3 run (Potter kick) 2nd 2:10, 2-7				
CU Rodgers 16 pass from Lawrence (Potter kick) 2nd, 0:16, 3-68				
CU Mellusi 5 run (Potter kick) 3rd, 8:21, 2-5				
CU Pace 7 pass from Helms (Swanson kick) 4th, 11:38, 16-83				
CU Ajou 35 pass from Helms (Swanson kick) 4th, 7:41, 5-91				
Attendance - 11,000 Weather - Sunny, 59°				
Team Statistics				
	CU	GT		
First Downs	29	7		
Rushing	39-171	44-123		
Passing	33-49	6-14		
Passing Yards	500	81		
Total Offense	88-671	58-204		
Rushing (Car-Yards-TD)				
CU Etienne 11-44-1, Dixon 5-32, Dukes 3-31, Mellusi 5-21-1, Pace 4-21, Rencher 4-11, Lawrence 3-6, Phommachanh 2-2, Helms 1-2, Pinckney 1-1-1				
GT Gibbs 15-67, Massey 3-47, Smith 6-30, Griffin 2-7, Jordan-Swilling 3-0, Yates 2-(-5), Sims 13-(-23)				
Passing (Cm-Att-Yards-I-TD)				
CU Lawrence 24-32-404-1-5, Helms 5-7-74-0-2, Phommachanh 2-6-9-0-0, Spiers 2-3-13-0-0				
GT Sims 6-13-81-1-1, Yates 0-1-0-0-0				
Receiving (Rec-Yards-TD)				
CU Rodgers 6-161-2, Powell 4-50-1, Allen 3-67-1, Ladson 3-21-1, E. Williams 2-29, Etienne 2-29, Pace 2-21-1, W. Swinney 2-13, Ajou 1-35-1, Br. Spector 1-20, Chalk 1-12, D. Swinney 1-12, Dixon 1-9, Brown 1-9, Ngata 1-6, Lay 1-5, May 1-1				
GT Gibbs 3-23, Camp 1-59-1, Brown 1-2, Smith 1-(-3)				

GAME 6	SYRACUSE	21
	CLEMSON	47
	OCT. 24, 2020 MEMORIAL STADIUM • CLEMSON, S.C.	

Top-ranked Clemson improved to 6-0 with a 47-21 victory over Syracuse. After Clemson raced out to a 17-0 lead, Syracuse pulled to within six points at 27-21 before Clemson rattled off 20 unanswered points to seal the game.

The Tigers' defense forced a momentum-swinging strip-sack in the third quarter that was returned for a touchdown by Andrew Booth Jr. Clemson also had three interceptions, one each by Nolan Turner, Mike Jones Jr. and Jalyn Phillips.

Travis Etienne scored three rushing touchdowns on 16 carries and totaled 86 yards on the ground. Trevor Lawrence was 27-of-43 passing for 289 yards and two touchdowns.

Syracuse returned a Lawrence interception 39 yards for a touchdown and the Tigers responded with another Potter field goal to give them a 27-14 lead as the first half expired. With Clemson's fumble return touchdown and Syracuse's interception return touchdown, the game was Clemson's first in which both teams recorded a defensive touchdown since 2014 when Clemson's Jadar Johnson and South Carolina State's Dominique Mitchell each scored via fumble return.

The win gave Clemson a school-record 26-game home unbeaten streak. Clemson went unbeaten in 25 straight games at Memorial Stadium from 1980-84 with 23 wins and two ties in that span.

GAME STATS				
Syracuse	0	14	7	0
Clemson	17	10	7	13
CU Powell 25 pass from Lawrence (Potter kick) 1st, 13:37, 5-47				
CU Potter 24 FG 1st, 8:46, 4-6				
CU Etienne 25 1st, 4:25, 4-43				
SYR Tucker 7 run (Smyt kick) 2nd, 14:15, 4-20				
CU Allen 17 pass from Lawrence (Potter kick) 2nd, 2:54, 12-87				
SYR Williams 39 interception return (Smyt) 2nd, 1:18				
CU Potter 36 FG 2nd, 0:00, 11-56				
SYR Johnson 83 pass from Culpepper (Smyt kick) 3rd, 8:41, 4-96				
CU Booth 21 fumble return (Potter kick) 3rd, 1:26				
CU Etienne 9 run (Lawrence pass failed) 4th, 13:38, 4-67				
CU Etienne 1 run (Potter kick) 4th, 10:45, 3-3				
Attendance - 18,629 Weather - Sunny, 73°				
Team Statistics				
	SYR	CU		
First Downs	11	27		
Rushing	32-150	55-147		
Passing	10-26	29-47		
Passing Yards	175	308		
Total Offense	58-325	84-455		
Rushing (Car-Yards-TD)				
CU Etienne 16-86-3, Dixon 7-22, Lawrence 4-17, Pace 3-15, Rencher 2-10, Spiers 1-6, Mellusi 3-4				
SYR Tucker 10-63-1, Johnson 2-59, Pierre 6-16, Lutz 10-15, Culpepper 4-(-3)				
Passing (Cm-Att-Yards-I-TD)				
CU Lawrence 27-43-289-1-2, Uigalelei 1-3-11-0-0, Rodgers 1-1-8-0-0				
SYR Culpepper 10-26-175-3-1				
Receiving (Rec-Yards-TD)				
CU Rodgers 8-91, Galloway 5-33, Etienne 3-20, Powell 2-45-1, Ladson Jr. 2-29, E. Williams 2-22, Ngata 2-15, D. Allen 1-17-1, Dixon 1-12, Chalk 1-11, Lawrence 1-8, Br. Spector 1-5				
SYR Queeley 5-58, Hendrix 3-24, N. Johnson 1-83-1, S. Johnson 1-10				



# 2020 GAME RECAPS

GAME 7	<b>BOSTON COLLEGE</b>	<b>28</b>
	<b>CLEMSON</b>	<b>34</b>
	OCT. 31, 2020 MEMORIAL STADIUM • CLEMSON, S.C.	

No. 1 Clemson scored 24 unanswered points to overcome an 18-point deficit to defeat Boston College, 34-28 at Death Valley. The comeback tied for the second-largest in school history and was Clemson's largest at Memorial Stadium all-time.

Running back Travis Etienne totaled 224 all-purpose yards, including 84 rushing on 20 carries, becoming the ACC's all-time leading rusher by breaking the record held by NC State's Ted Brown (4,602) since 1978. His 140 receiving yards also broke his own school running back record set earlier this season against Virginia (114).

Making his first career start, quarterback D.J. Uiagalelei dazzled, going 30-for-41 passing for 342 yards and two touchdowns. He also added 25 yards and a touchdown on the ground after learning on Thursday he would start in place of Trevor Lawrence, who missed the game after testing positive for COVID-19.

The Eagles scored on their opening two possessions, and Clemson was one yard away from tying the game at 14 when Boston College picked up a fumbled exchange and returned it 97 yards for a touchdown for a 21-7 lead. Boston College extended the lead to 28-10 with 1:02 remaining in the second quarter, but a B.T. Potter 50-yard field goal cut Clemson's halftime deficit to 15.

Clemson outscored Boston College in the third quarter, 13-0, to cut the lead to two on a touchdown run and touchdown pass by Uiagalelei. Clemson took its first lead early in the fourth quarter on a 17-yard touchdown run by Etienne. The Eagles had the ball at their four-yard line with 1:24 remaining, but on the drive's first play, freshman Bryan Bresee forced an intentional grounding penalty in the endzone for a safety to seal the win.

GAME STATS

Boston College	14	14	0	0	28
Clemson	7	6	13	8	34
BOC Flowers 11 pass from Jurkovec (Boumerhi kick) 1st, 13:08, 4-74					
CU Etienne 35 pass from Uiagalelei (Potter kick) 1st, 10:54, 6-65					
BOC Bailey 2 run (Boumerhi kick) 1st, 8:41, 6-75					
BOC Sebastian 97 fumble return (Boumerhi kick) 2nd, 12:14					
CU Potter 33 FG 2nd, 8:44, 8-63					
BOC Lewis 18 pass from Jurkovec (Boumerhi kick) 2nd, 1:02, 15-75					
CU Potter 50 FG 2nd, 0:07, 10-42					
CU Uiagalelei 30 run (Potter kick) 3rd, 11:38, 7-56					
CU Rodgers 8 pass from Uiagalelei (Uiagalelei pass failed) 3rd, 6:16, 7-64					
CU Etienne 17 run (Potter kick failed) 4th, 11:34, 10-91					
CU Bresee safety 4th, 1:18					
Attendance - 18,690 Weather - Sunny, 59°					
Team Statistics					
	BOC		CU		
First Downs	21		26		
Rushing	34-67		31-106		
Passing	13-25		30-43		
Passing Yards	208		342		
Total Offense	59-275		74-448		
Rushing (Car-Yards-TD)					
CU Etienne 20-84-1, Uiagalelei 6-25-1, Dixon 3-0					
BOC Levy 10-40, Bailey 14-32-1, Flowers 1-4, Jurkovec 8-(-8)					
Passing (Cm-Att-Yards-I-TD)					
CU Uiagalelei 30-41-342-0-2					
BOC Jurkovec 12-24-204-0-2, Grosel 1-1-4-0-0					
Receiving (Rec-Yards-TD)					
CU Powell 11-105, Etienne 7-140-1, Rodgers 7-66-1, E. Williams 2-24, Br. Spector 2-1, D. Allen 1-6					
BOC Lewis 5-66-1, Flowers 3-63-1, Long 3-23, Gill 1-48, Galloway 1-8					

GAME 8	<b>CLEMSON</b>	<b>40</b>
	<b>NOTRE DAME</b>	<b>(20T) 47</b>
	NOV. 7, 2020 NOTRE DAME STADIUM • NOTRE DAME, IND.	

No. 1 Clemson fell to No. 4 Notre Dame, 47-40, in double overtime in the highest-ranked matchup of ACC squads in conference history.

The Irish jumped out to an early 10-0 lead. The Tigers responded with a 53-yard bomb from D.J. Uiagalelei to Cornell Powell. Powell finished with a career-high 161 yards on six receptions. Uiagalelei finished with 439 passing yards, the most ever surrendered by Notre Dame.

The second quarter saw the two teams exchange field goals before an Etienne fumble was recovered by Notre Dame and returned for a touchdown to give the Irish a 20-10 advantage before ultimately going into halftime at 23-13 in favor of Notre Dame.

The Tigers scored 10 consecutive points to open the third, tying the game at 23. Another Notre Dame field goal gave the Irish a 26-23 lead, which was quickly erased by B.T. Potter's career-high fourth field goal of the game. With 9:14 remaining and the score locked at 26-26, Uiagalelei led the Tigers on a 12-play, 74-yard touchdown drive lasting 5:41 capped by a Travis Etienne three-yard touchdown run to give Clemson the lead.

On its last possession of regulation, Notre Dame cashed in on a 91-yard touchdown drive that sent the game into overtime. Both teams scored touchdowns in the first frame, but when Notre Dame opened the second overtime period with a score, the Tigers allowed two sacks to thwart the comeback bid.

GAME STATS							
Clemson	7	6	10	10	7	0	40
Notre Dame	10	13	0	10	7	7	47
ND Williams 65 run (Doerer kick) 1st, 14:27, 1-75							
ND Doerer 24 FG 1st, 5:55, 6-65							
CU Powell 53 pass from Uiagalelei (Potter kick) 1st, 4:11, 4-75							
ND Doerer 27 FG 2nd, 13:09, 13-66							
CU Potter 25 FG 2nd, 8:32, 11-80							
ND Owusu-Koramoah 23 fumble return (Doerer kick) 2nd, 5:53							
ND Doerer 45 FG 2nd, 2:41, 4-(-2)							
CU Potter 45 FG 2nd, 1:09, 6-47							
CU Potter 46 FG 3rd, 12:15, 9-36							
CU Allen 10 pass from Uiagalelei (Potter kick) 3rd, 4:12, 13-60							
ND Doerer 44 FG 4th, 11:37, 7-31							
CU Potter 30 FG 4th, 9:42, 5-58							
CU Etienne 3 run (Potter kick) 4th, 3:33, 12-74							
ND Davis 4 pass from Book (Doerer kick) 4th, 0:22, 8-91							
CU Uiagalelei 1 run (Potter kick) OT, 2-25							
ND Williams 3 run (Doerer kick) OT, 4-25							
ND Williams 3 run (Doerer kick) 2OT, 7-25							
Attendance - 11,011 Weather - Cloudy, 61°							
Team Statistics				CU		ND	
First Downs				22		22	
Rushing				33-34		41-209	
Passing				29-44		22-39	
Passing Yards				439		310	
Total Offense				77-473		80-519	
Rushing (Car-Yards-TD)							
CU Etienne 18-28-1, Mellusi 1-5, Uiagalelei 13-2-1							
ND Williams 23-140-3, Book 14-64, Flemister 1-5, Tyree 2-(-4)							
Passing (Cm-Att-Yds-I-TD)							
CU Uiagalelei 29-44-439-0-2							
ND Book 22-39-310-0-1							
Receiving (Rec-Yds-TD)							
CU Rodgers 8-134, Etienne 8-57, Powell 6-161-1, Galloway 3-46, D. Allen 2-19-1, Ngata 1-14, E. Williams 1-8							
ND McKinley 5-102, Mayer 5-67, Davis 4-78-1, Skowronek 4-33, Tremble 3-32, Williams 1-(-2)							

GAME 9	<b>PITTSBURGH</b>	<b>17</b>
	<b>CLEMSON</b>	<b>52</b>
	NOV. 28, 2020 MEMORIAL STADIUM • CLEMSON, S.C.	

No. 4 Clemson defeated Pitt, 52-17, on Senior Day behind a 403-yard passing performance by Trevor Lawrence in his return from a two-game absence. Clemson forced five turnovers, including four interceptions, two from cornerback Mario Goodrich. The game was Clemson's first in 21 days, its longest regular season layoff since 1918.

The Tigers raced out to a 31-0 lead behind 31 first-quarter points, a school record against an FBS opponent. E.J. Williams, wearing No. 39 to honor his father on Military Appreciation Day, opened the scoring with his first career touchdown catch. Cornell Powell added a first-quarter score amid a career-high 176 receiving yards and became only the third Tiger ever to post at least 150 receiving yards in back-to-back games.

The Tigers took a 38-10 lead into halftime, but a Lawrence fumble on the opening play of the second half led to a Panthers touchdown that cut the deficit to 21 points. After the two teams traded several punts, Travis Etienne cashed in his second score on a three-yard touchdown run. A late Chez Mellusi receiving touchdown from D.J. Uiagalelei brought the final score to 52-17.

With the victory on Senior Day, Clemson's 2020 seniors finished 27-0 at home, the first Clemson class to go undefeated at Death Valley and the first FBS class to go undefeated at home since Boise State and Oklahoma in 2010.

# GAME STATS

Pittsburgh	0	10	7	0	17
Clemson	31	7	7	7	52

CU E. Williams 5 pass from Lawrence (Potter kick) 1st, 11:36, 3-16
CU Potter 46 FG 1st, 9:26, 6-52
CU Powell 43 pass from Lawrence (Potter kick) 1st, 7:35, 4-65
CU Etienne 2 run (Potter kick) 1st, 4:55, 5-35
CU Dixon 1 run (Potter kick) 1st, 0:05, 7-82
PIT Kessman 23 FG 2nd, 9:11, 7-37
CU Mellusi 2 run (Potter kick) 2nd, 7:59, 4-75
PIT Addison 18 pass from Pickett (Kessman kick) 2nd, 1:13, 11-75
PIT V. Davis 4 pass from Pickett (Kessman kick) 3rd, 14:24, 2-19
CU Etienne 3 run (Potter kick) 3rd, 0:52, 10-89
CU Mellusi 9 pass from Uiagalelei (Potter kick) 4th, 10:48, 10-41

Attendance - 18,819
Weather - Sunny, 68°

Team Statistics	PIT	CU
First Downs	12	27
Rushing	43-16	38-145
Passing	24-43	35-52
Passing Yards	230	436
Total Offense	67-246	90-581

### Rushing (Car-Yards-TD)

CU Etienne 11-58-2, Dixon 9-46-1, Mellusi 5-27-1, Lawrence 8-9, Pace 2-6, Uiagalelei 1-1, Rencher 2-(-2)
PIT A. Davis 4-21, V. Davis 5-19, Turner 1-3, Addison 1-2, Carter 2-(-5), Pickett 11-(-24)

### Passing (Cm-Att-Yards-I-TD)

CU Lawrence 26-37-403-0-2, Uiagalelei 7-12-31-0-0, Helms 2-3-2-0-0
PIT Pickett 22-39-209-4-2, Beville 1-2-16-0-0, Yellen 1-2-5-0-0

### Receiving (Rec-Yards-TD)

CU Rodgers 10-93, Powell 6-176-1, E. Williams 3-38-1, Etienne 3-20, Galloway 2-37, Rencher 2-15, W. Swinney 2-10, Mellusi 2-8-1, Br. Spector 1-26, D. Allen 1-6, Pace 1-5, Chalk 1-4, Jackson 1-(-2)
PIT Wayne 5-62, Addison 5-41-1, Turner 3-32, A. Davis 3-30, Mack 2-17, V. Davis 2-9-1, Wright 1-16, Jacques-Louis 1-11, Barden 1-7, Vardzel 1-5





# 2020 SUPERLATIVES

## TEAM

Category	2020 Clemson Team High	Clemson Team Record	2020 Opponent Team High	Opponent Team Record
Total Offense	671 vs. Georgia Tech, 10-17	756 vs. <b>Wake Forest, 10-31-1981</b>	639 by Ohio State, 1-1	771 by Florida State, 11-4-2000
Plays	90 vs. <b>Pittsburgh, 11-28</b>	102 vs. <b>NC State, 11-17-2012</b>	81 by <b>Virginia, 10-3</b>	99 by <b>South Carolina, 11-12-1968</b> 99 by <b>Louisville, 10-1-2016</b>
Yards Per Play	8.3 vs. Virginia Tech, 12-5	11.6 vs. <b>Louisville, 11-3-2018</b>	8.9 by Ohio State, 1-1	9.3 by Florida State, 11-4-2000
Rushing Yards	258 vs. <b>Miami (Fla.), 10-10</b>	615 vs. Georgia Tech, 10-17-1903	254 by Ohio State, 1-1	478 by Tulane, 11-18-1944
Carries	46 vs. Wake Forest, 9-12	78 vs. Duke, 10-20-1979	48 by <b>The Citadel, 9-19</b>	82 by North Carolina, 11-15-1969
Yards Per Carry	8.1 vs. Notre Dame, 12-19	13.3 vs. <b>Louisville, 11-3-2018</b>	5.8 by Ohio State, 1-1	
Rushing Touchdowns	4 vs. <b>Pittsburgh, 11-28</b> 4 vs. Virginia Tech, 12-5	11 vs. <b>Presbyterian College, 9-25-1948</b>	3 by Notre Dame, 11-7	
Passing Yards	500 vs. Georgia Tech, 10-17	580 vs. <b>Pittsburgh, 11-12-2016</b>	385 by Ohio State, 1-1	521 by Florida State, 11-4-2000
Completions	35 vs. <b>Pittsburgh, 11-28</b>	52 vs. <b>Pittsburgh, 11-12-2016</b>	24 by <b>Virginia, 10-3</b> 24 by <b>Pittsburgh, 11-28</b>	39 by Texas Tech, 12-23-2002
Passing Attempts	52 vs. <b>Pittsburgh, 11-28</b>	70 vs. <b>Pittsburgh, 11-12-2016</b>	43 by <b>Virginia, 10-3</b> 43 by <b>Pittsburgh, 11-28</b>	59 by Louisiana Tech, 12-31-2001
Completion % <sup>(10 comp.)</sup>	72.2 vs. Wake Forest, 9-12	88.2 vs. <b>The Citadel, 9-16-1978</b>	78.9 by Virginia Tech, 12-5	84.6 by NC State, 10-20-1990
Passing Efficiency <sup>(10 comp.)</sup>	196.1 vs. Georgia Tech, 10-17	262.9 vs. <b>Furman, 9-15-2007</b>	257.6 by Ohio State, 1-1	257.6 by Ohio State, 1-1-2021
Passing Touchdowns	7 vs. Georgia Tech, 10-17	7 vs. Georgia Tech, 10-17-2020	6 by Ohio State, 1-1	6 by many (3)
Longest Pass	83 vs. Georgia Tech, 10-17	97 vs. <b>Virginia, 11-16-1974</b>	83 by <b>Syracuse, 10-24</b>	98 by Florida State, 11-4-2000
First Downs	34 vs. <b>Miami (Fla.), 10-10</b>	40 vs. <b>South Carolina, 11-26-2016</b>	26 by Ohio State, 1-1	35 by Maryland, 11-17-1984
Total Touchdowns	10 vs. Georgia Tech, 10-17	12 vs. <b>Wake Forest, 10-31-1981</b>	7 by Ohio State, 1-1	10 by West Virginia, 1-4-2012
Points	73 vs. Georgia Tech, 10-17	122 vs. <b>Guilford, 10-5-1901</b>	49 by Ohio State, 1-1	74 by Alabama, 11-14-1931
Field Goals	4 vs. Notre Dame, 11-7	6 vs. <b>Texas A&amp;M, 9-3-2005</b> 6 vs. <b>Boston College, 9-19-2009</b>	4 by Notre Dame, 11-7	6 by <b>Duke, 10-16-1976</b>
Punting Average <sup>(5 punts)</sup>	52.7 vs. <b>Miami (Fla.), 10-10</b>	56.7 vs. Wake Forest, 11-1-1986	48.3 by Georgia Tech, 10-17	57.7 by <b>Wake Forest, 11-16-2019</b>
Time of Possession	38:23 vs. <b>Miami (Fla.), 10-10</b>	42:58 vs. <b>North Carolina, 11-7-1992</b>	38:00 by Virginia Tech, 12-5	41:52 by <b>North Texas, 9-4-2010</b>
Penalties	9 vs. <b>Boston College, 10-31</b>	20 vs. NC State, 10-13-2001	15 by <b>Miami (Fla.), 10-10</b>	21 by Mississippi State, 12-30-1999
Penalty Yards	85 vs. <b>Miami (Fla.), 10-10</b>	181 vs. NC State, 10-13-2001	135 by <b>Miami (Fla.), 10-10</b>	188 by Mississippi State, 12-30-1999
Turnovers	3 vs. Notre Dame, 11-7	10 vs. Florida, 10-11-1952	5 by <b>Pittsburgh, 11-28</b>	9 by <b>Georgia, 9-19-1981</b>
Third-Down Conversions	9 vs. Georgia Tech, 10-17	15 vs. <b>Western Carolina, 9-3-1983</b>	10 by Notre Dame, 11-7	15 by <b>Georgia, 9-21-1985</b>
Third-Down Conversion %	57.1 vs. <b>The Citadel, 9-19</b> 57.1 vs. Notre Dame, 12-19	100.0 vs. <b>Wake Forest, 10-31-1981</b>	52.6 by Notre Dame, 11-7	72.7 by Florida State, 9-11-1993
Field Position	38 vs. Georgia Tech, 10-17	49 vs. <b>Florida Atlantic, 9-2-2006</b>	31 by many (3)	50 by Wake Forest, 10-7-2006
Punt Return Yards	89 vs. <b>The Citadel, 9-19</b>	227 vs. <b>Georgia Tech, 9-26-1987</b>	38 by Wake Forest, 9-12	150 by <b>Florida State, 9-20-1997</b>
Kickoff Return Yards	81 vs. Notre Dame, 11-7	286 vs. Florida State, 9-25-2004	44 by Georgia Tech, 10-17	290 by <b>North Carolina, 10-22-2011</b>
Interception Return Yards	66 vs. <b>Syracuse, 10-24</b>	143 vs. Maryland, 10-31-1970	39 by <b>Syracuse, 10-24</b>	166 by <b>Auburn, 11-21-1953</b>
Interceptions By Defense	4 vs. <b>Pittsburgh, 11-28</b>	6 vs. South Carolina, 11-27-1971 6 vs. NC State, 9-30-1995	1 by many (6)	7 by South Carolina, 10-25-1945
Fumble Return Yards	66 vs. Virginia Tech, 12-5	93 vs. Virginia, 9-19-1998	97 by <b>Boston College, 10-31</b>	103 by West Virginia, 1-4-2012
Sacks	6 vs. many (3)	12 vs. <b>Furman, 9-7-1996</b>	3 by Wake Forest, 9-12 3 by <b>Pittsburgh, 11-28</b>	7 by <b>Florida State, 9-20-1997</b> 7 by <b>Virginia, 10-11-1997</b>

## INDIVIDUAL

Category	2020 Clemson Individual Best	Clemson Individual Record	2020 Opponent Individual Best	Opponent Individual Record
Total Offense	441 by D.J. Uiagalelei vs. Notre Dame, 11-7	588 by <b>Deshawn Watson vs. Pittsburgh, 11-12-2016</b>	427 by Justin Fields (Ohio State) 1-1	521 by Joe Burrow (LSU) 1-13-2020
Rushing Yards	149 by Travis Etienne vs. Miami (Fla.), 10-10	263 by <b>Raymond Priester vs. Duke, 11-11-1995</b>	193 by Trey Sermon (Ohio State) 1-1	256 by Steve Wadiak (South Carolina), 10-19-1950
Carries	20 by Travis Etienne vs. Boston College, 10-31	36 by many (3)	31 by Trey Sermon (Ohio State) 1-1	45 by James McDougald (Wake Forest), 10-9-1976
Rushing Touchdowns	3 by Travis Etienne vs. Syracuse, 10-24	5 by Stumpy Banks vs. Furman, 10-13-1917 5 by Maxcey Welch vs. Newberry, 10-17-1930	3 by Kyrin Williams (Notre Dame) 11-7	4 by many (4)
Longest Carry	72 by Travis Etienne vs. Miami (Fla.), 10-10	90 by many (3)	65 by Kyrin Williams (Notre Dame) 11-7	98 by Steve Atkins (Maryland), 11-18-1978
Passing Yards	439 by D.J. Uiagalelei vs. Notre Dame, 11-7	580 by <b>Deshawn Watson vs. Pittsburgh, 11-12-2016</b>	385 by Justin Fields (Ohio State) 1-1	521 by Chris Weinke (Florida State), 11-4-2000
Completions	33 by Trevor Lawrence vs. Ohio State, 1-1	52 by <b>Deshawn Watson vs. Pittsburgh, 11-12-2016</b>	24 by <b>Brennan Armstrong (Virginia) 10-3</b>	35 by <b>George Godsey (Georgia Tech), 10-28-2000</b>
Passing Attempts	48 by Trevor Lawrence vs. Ohio State, 1-1	70 by <b>Deshawn Watson vs. Pittsburgh, 11-12-2016</b>	43 by <b>Brennan Armstrong (Virginia) 10-3</b>	57 by <b>Kip Allen (The Citadel), 10-4-1986</b> 57 by <b>George Godsey (Georgia Tech), 10-28-2000</b>
Completion % <sup>(10 comp.)</sup>	78.6 by Trevor Lawrence vs. Wake Forest, 9-12	95.0 by <b>Cole Stoudt vs. South Carolina State, 9-7-2013</b>	83.3 by Braxton Burmeister (Virginia Tech) 12-5	100.0 by <b>Darian Durant (North Carolina), 10-20-2001</b>
Passing Efficiency <sup>(10 comp.)</sup>	226.4 by Trevor Lawrence vs. Georgia Tech, 10-17	261.9 by Tajh Boyd vs. Syracuse, 10-5-2013	257.6 by Justin Fields (Ohio State) 1-1	257.6 by Justin Fields (Ohio State), 1-1-2021
Passing Touchdowns	5 by Trevor Lawrence vs. Georgia Tech, 10-17	6 by <b>Deshawn Watson vs. North Carolina, 9-27-2014</b> 6 by <b>Deshawn Watson vs. South Carolina, 11-26-2016</b>	6 by Justin Fields (Ohio State) 1-1	6 by Geno Smith (West Virginia), 1-4-2012 6 by Justin Fields (Ohio State), 1-1-2021
Receptions	11 by <b>Cornell Powell vs. Boston College, 10-31</b>	16 by Sammy Watkins vs. Ohio State, 1-3-2014	10 by <b>Billy Kemp IV (Virginia) 10-3</b>	14 by <b>Kelly Campbell (Georgia Tech), 10-28-2000</b>
Receiving Yards	176 by <b>Cornell Powell vs. Pittsburgh, 11-28</b>	227 by Sammy Watkins vs. Ohio State, 1-3-2014	132 by Chris Olave (Ohio State) 1-1	249 by <b>Peter Warrick (Florida State), 9-20-1997</b>
Receiving Touchdowns	2 by many (5)	3 by many (9)	2 by Chris Olave (Ohio State) 1-1 2 by Jeremy Ruckert (Ohio State) 1-1	4 by <b>Torry Holt (NC State), 10-31-1998</b> by Tavon Austin (West Virginia), 1-4-2012
All-Purpose Yards	264 by Travis Etienne vs. Boston College, 10-31	345 by Sammy Watkins vs. Maryland, 10-15-2011	254 by Trey Sermon (Ohio State) 1-1	496 by <b>Tobias Palmer (NC State), 11-17-2012</b>
Total Touchdowns	3 by Travis Etienne vs. Syracuse, 10-24	5 by Stumpy Banks vs. Furman, 10-13-1917 5 by Maxcey Welch vs. Newberry, 10-17-1930	3 by Kyrin Williams (Notre Dame) 11-7	4 by many (7)
Points	18 by Travis Etienne vs. Syracuse, 10-24	33 by <b>Maxcey Welch vs. Newberry, 10-17-1930</b>	18 by Kyrin Williams (Notre Dame) 11-7	24 by many (7)
Field Goals	4 by B.T. Potter vs. Notre Dame, 11-7	6 by <b>Jad Dean vs. Texas A&amp;M, 9-3-2005</b> by <b>Richard Jackson vs. Boston College, 9-19-2009</b>	4 by Jonathan Doerer (Notre Dame) 11-7	6 by <b>Vince Fusco (Duke), 10-17-1976</b>
Longest Field Goal	52 by B.T. Potter vs. Wake Forest, 9-12	61 by <b>Spencer Benton vs. Ball State, 9-8-2012</b>	54 by Brian Johnson (Virginia Tech) 12-5	60 by Kevin Butler (Georgia), 9-22-1984
Punting Average <sup>(5 punts)</sup>	53.6 by <b>Will Spiers vs. Syracuse, 10-24</b>	55.3 by <b>Dale Hatcher vs. Kentucky, 10-2-1982</b>	64.0 by <b>Nolan Cooney (Syracuse) 10-24</b>	
Punt Return Yards	44 by Travis Etienne vs. <b>The Citadel, 9-19</b>	167 by Don Kelley vs. Maryland, 10-20, 1970	38 by Taylor Morin (Wake Forest) 9-12	
Kickoff Return Yards	73 by <b>Lyn-J Dixon vs. Syracuse, 10-24</b>	282 by Justin Miller vs. Florida State, 9-25-2004	44 by Dontae Smith (Georgia Tech) 10-17	
Interception Return Yards	40 by Mike Jones Jr. vs. Syracuse, 10-24	101 by <b>Willie Underwood vs. South Carolina, 11-22-1980</b>	39 by <b>Garrett Williams (Syracuse) 10-24</b>	128 by <b>Dennis Tabron (Duke), 10-18-1980</b>
Interceptions	2 by <b>Mario Goodrich vs. Pittsburgh, 11-28</b>	3 by many (5)	1 by many (6)	4 by Jim Dooley (Miami (Fla.)), 1-1-1952
Fumble Return Yards	66 by Derion Kendrick vs. Virginia Tech, 12-5	93 by Antwan Edwards vs. Virginia, 9-19-1998	97 by <b>Brandon Sebastian (Boston College) 10-31</b>	
Tackles	13 by many (3)	27 by Keith Adams vs. South Carolina, 11-20-1999	12 by Zion Keith (Wake Forest) 9-12 12 by <b>Nick Jackson (Virginia) 10-3</b>	29 by <b>Ed Stetz (Wake Forest) 10-30-1971</b>
Tackles For Loss	3 by Myles Murphy vs. Wake Forest, 9-12	6 by <b>Keith Adams vs. Duke, 11-6-1999</b> 6 by Andre Branch vs. Virginia Tech, 10-1-2011	3 by Gilbert Frierson (Miami (Fla.)) 10-10	4.5 by Jadeveon Clowney (South Carolina), 11-24-2012 4.5 by <b>Brian Burns (Florida State) 11-11-2017</b>
Sacks	2 by Myles Murphy vs. Wake Forest, 9-12	4 by <b>Keith Adams vs. Duke, 11-6-1999</b> 4 by Andre Branch vs. Virginia Tech, 10-1-2011	2 by <b>Rashad Weaver (Pittsburgh) 11-28</b>	4.5 by Jadeveon Clowney (South Carolina), 11-24-2012

Note: Numbers in (parentheses) denote minimums; **bold** denotes a Clemson home game.

# 2020 HONORS & AWARDS

## OFFENSIVE LINE

- Joe Moore Award Unit of Interest

### #65 MATT BOCKHORST, OL

- Second-Team All-ACC
- All-ACC Academic Team

### #23 ANDREW BOOTH JR., CB

- Second-Team All-ACC
- Second-Team All-ACC (Associated Press)
- Second-Team All-ACC (PFF)
- All-ACC Academic Team
- ACC Defensive Back-of-the-Week (vs. Virginia)
- PFF Team-of-the-Week (vs. Virginia)
- Thorpe Award Player-of-the-Week Honorable Mention (vs. Virginia)

### #11 BRYAN BRESEE, DT

- Freshman All-American (The Athletic)
- Freshman All-American (ESPN.com)
- Freshman All-American (Rivals)
- ACC Defensive Rookie-of-the-Year
- First-Team All-ACC
- First-Team All-ACC (Associated Press)
- PFF True Freshman-of-the-Week (at Wake Forest)
- PFF True Freshman-of-the-Week (vs. The Citadel)
- PFF Team-of-the-Week (vs. The Citadel)

### #79 JACKSON CARMAN, OT

- Second-Team All-American (CBS Sports)
- Second-Team All-ACC
- Second-Team All-ACC (Associated Press)
- Third-Team All-ACC (PFF)
- ACC Offensive Lineman-of-the-Week (vs. Boston College)

### #9 TRAVIS ETIENNE, RB

- Doak Walker Award Finalist
- Paul Hornung Award Finalist
- Maxwell Award Semifinalist
- Walter Camp Player-of-the-Year Award Semifinalist
- Consensus All-American
- First-Team All-American, All-Purpose (Associated Press)
- First-Team All-American, All-Purpose (FWAA)
- First-Team All-American, Athlete (Sporting News)
- First-Team All-American, All-Purpose (ESPN.com)
- Second-Team All-American, Running Back (AFCA)
- Second-Team All-American, Running Back (The Athletic)
- Second-Team All-American, Running Back (USA Today)
- First-Team All-ACC Running Back
- First-Team All-ACC All-Purpose
- Second-Team All-ACC Running Back (Associated Press)
- Second-Team All-ACC All-Purpose (Associated Press)
- Second-Team All-ACC Running Back (PFF)
- ACC Running Back-of-the-Week (vs. Boston College)
- Hornung Award Honor Roll (vs. Boston College)
- Hornung Award Honor Roll (ACC Championship Game)
- PFF Team-of-the-Week (vs. Virginia)
- PFF Team-of-the-Week (vs. Miami)
- PFF Team-of-the-Week (vs. Boston College)

### #88 BRADEN GALLOWAY, TE

- All-ACC Academic Team

### #31 MARIO GOODRICH, CB

- ACC Defensive Back-of-the-Week (vs. Pittsburgh)
- Thorpe Award Player-of-the-Week Honorable Mention (vs. Pittsburgh)

### #21 MALCOLM GREENE, CB

- PFF True Freshman-of-the-Week (vs. Pittsburgh)

### #6 MIKE JONES JR., LB

- Second-Team All-ACC (PFF)

### #1 DERION KENDRICK, CB

- First-Team All-ACC
- First-Team All-ACC (Associated Press)
- First-Team All-ACC (PFF)
- PFF Team-of-the-Week (vs. Miami)

## #2 FRANK LADSON JR., WR

- PFF Team-of-the-Week (vs. The Citadel)

### #16 TREVOR LAWRENCE, QB

- Heisman Trophy Finalist
- Maxwell Award Finalist
- Manning Award Finalist
- Davey O'Brien Award Finalist
- Johnny Unitas Golden Arm Award Finalist
- Walter Camp Player-of-the-Year Award Finalist
- Lombardi Award Finalist
- Bobby Bowden Trophy
- Allstate AFCA Good Works Team
- 2021 TIME100 Next List
- NFF Hampshire Honor Society
- First-Team All-American (FWAA)
- First-Team All-American (Rivals)
- Second-Team All-American (AFCA)
- Second-Team All-American (The Athletic)
- Third-Team All-American (Associated Press)
- ACC Player-of-the-Year
- ACC Offensive Player-of-the-Year
- ACC Offensive Player-of-the-Year (Associated Press)
- McKevlin Award
- First-Team All-ACC
- First-Team All-ACC (Associated Press)
- First-Team All-ACC (PFF)
- All-ACC Academic Team
- ACC Quarterback-of-the-Week (at Wake Forest)
- ACC Quarterback-of-the-Week (vs. Miami)
- ACC Quarterback-of-the-Week (at Georgia Tech)
- ACC Quarterback-of-the-Week (vs. Pittsburgh)
- Manning Award Star-of-the-Week (at Wake Forest)
- Manning Award Star-of-the-Week (vs. Miami)
- Manning Award Star-of-the-Week (at Georgia Tech)
- Manning Award Star-of-the-Week (vs. Pittsburgh)
- Manning Award Quarterback-of-the-Week (at Georgia Tech)
- Davey O'Brien Award Quarterback Class of 2020
- Davey O'Brien Quarterback-of-the-Week (at Wake Forest)
- Davey O'Brien Great 8 List (at Wake Forest)
- Davey O'Brien Great 8 List (vs. Miami)
- Davey O'Brien Great 8 List (at Georgia Tech)
- Davey O'Brien Great 8 List (vs. Pittsburgh)
- PFF Team-of-the-Week (at Wake Forest)
- PFF Team-of-the-Week (vs. The Citadel)
- PFF Team-of-the-Week (at Georgia Tech)
- CFPA Elite National Performer-of-the-Year
- CFPA Honorable Mention National Performer-of-the-Week (at Wake Forest)
- CFPA Honorable Mention National Performer-of-the-Week (vs. The Citadel)
- CFPA Honorable Mention National Performer-of-the-Week (at Georgia Tech)

### #71 JORDAN McFADDEN, OT

- Second-Team All-ACC (PFF)

### #98 MYLES MURPHY, DE

- Freshman All-American (The Athletic)
- Freshman All-American (ESPN.com)
- Freshman All-American (FWAA)
- Freshman All-American (Rivals)
- ACC Co-Newcomer-of-the-Year (Associated Press)
- Third-Team All-ACC (PFF)
- ACC Rookie-of-the-Week (at Virginia Tech)

### #64 WALKER PARKS, OL

- Freshman All-American (ESPN.com)

### #29 B.T. POTTER, PK

- Lou Groza Award Semifinalist
- All-ACC Academic Team

### #17 CORNELL POWELL, WR

- Third-Team All-ACC
- ACC Receiver-of-the-Week (vs. Pittsburgh)

### #56 WILL PUTNAM, OL

- All-ACC Academic Team

## #21 DARIEN RENCHER, RB

- Disney Spirit Award

### #3 AMARI RODGERS, WR

- Biletnikoff Award Semifinalist
- First-Team All-ACC
- First-Team All-ACC (Associated Press)
- First-Team All-ACC (PFF)
- ACC Receiver-of-the-Week (at Georgia Tech)
- PFF Team-of-the-Week (at Georgia Tech)

### #47 JAMES SKALSKI, LB

- Second-Team All-ACC
- Second-Team All-ACC (PFF)

### #10 BAYLON SPECTOR, LB

- Second-Team All-ACC (Associated Press)
- All-ACC Academic Team
- Walter Camp Defensive Player-of-the-Week (vs. Virginia)
- ACC Linebacker-of-the-Week (vs. Virginia)
- PFF Team-of-the-Week (vs. Boston College)

### #48 WILL SPIERS, P

- Burlsworth Trophy Semifinalist
- All-ACC Academic Team
- ACC Specialist-of-the-Week (vs. Syracuse)
- Ray Guy Award Ray's 4 Selection (vs. The Citadel)

### #62 CADE STEWART, OL

- ACC Offensive Lineman-of-the-Week (vs. Virginia)

## HEAD COACH DABO SWINNEY

- Paul "Bear" Bryant Award Finalist
- Eddie Robinson Award Finalist
- George Munger Award Semifinalist

### #22 WILL SWINNEY, WR

- William V. Campbell Trophy Semifinalist
- All-ACC Academic Team

### #24 NOLAN TURNER, S

- Second-Team All-American (AFCA)
- Second-Team All-American (USA Today)
- First-Team All-ACC (PFF)
- Second-Team All-ACC
- Second-Team All-ACC (Associated Press)
- PFF Team-of-the-Week (at Georgia Tech)

### #5 D.J. UIAGALELEI, QB

- ACC Rookie-of-the-Week (vs. Boston College)
- ACC Rookie-of-the-Week (at Notre Dame)
- Manning Award Star-of-the-Week (vs. Boston College)
- FWAA Fresh Four (vs. Boston College)
- FWAA Fresh Four (at Notre Dame)

### #15 JAKE VENABLES, LB

- Third-Team All-ACC (PFF)



# 2020 SENIORS & PRO SIGNEES

## #52 TYLER BROWN, TE/LS

Year	G-S	Snaps
2018	1-0	5
2019	3-0	---
2020	4-0	---
<b>Totals</b>	<b>8-0</b>	<b>5</b>

## #76 JACKSON CARMAN, OT

Year	G-S	Snaps
2018	13-0	209
2019	15-15	799
2020	12-12	793
<b>Totals</b>	<b>40-27</b>	<b>1801</b>

## #25 J.C. CHALK, TE

Year	G-S	Snaps	Rec	Yds	Avg	TD	LG
2017	9-0	46	2	19	9.5	0	18
2018	15-0	105	2	21	10.5	0	15
2019	15-14	466	13	60	4.6	0	10
2020	9-0	123	6	43	7.2	1	12
<b>Totals</b>	<b>39-14</b>	<b>740</b>	<b>23</b>	<b>143</b>	<b>6.2</b>	<b>1</b>	<b>18</b>

## #47 PETER COTE, S

Year	G-S	Snaps	Hit	Asst	Tot	TFL	Sacks	Int	QP	PBU	CF-RF
2018	1-0	0	0	0	0	0-0	0-0	0-0	0	0	0-0
2019	5-0	0	0	0	0	0-0	0-0	0-0	0	0	0-0
2020	3-0	0	0	0	0	0-0	0-0	0-0	0	0	0-0
<b>Totals</b>	<b>9-0</b>	<b>0</b>	<b>0</b>	<b>0</b>	<b>0</b>	<b>0-0</b>	<b>0-0</b>	<b>0-0</b>	<b>0</b>	<b>0</b>	<b>0-0</b>

## #9 TRAVIS ETIENNE, RB

Year	G-S	Snaps	Car	Yds	Avg	TD	LG	Rec	Yds	TD	KOR
2017	13-0	244	107	766	7.2	13	81	5	57	0	19-389
2018	15-15	486	204	1658	8.1	24	75	12	78	2	0-0
2019	15-15	579	207	1614	7.8	19	90	37	432	4	5-128
2020	12-12	543	168	914	5.4	13	72	48	588	3	8-189
<b>Totals</b>	<b>55-42</b>	<b>1852</b>	<b>686</b>	<b>4952</b>	<b>7.2</b>	<b>69</b>	<b>90</b>	<b>102</b>	<b>1155</b>	<b>9</b>	<b>32-706</b>

## #45 JOSH JACKSON, WR

Year	G-S	Snaps	Rec	Yds	Avg	TD	LG
2017	1-0	0	0	0	---	0	---
2018	4-0	8	0	0	---	0	---
2019	6-0	14	0	0	---	0	---
2020	4-0	11	1	-2	-2.0	0	-2
<b>Totals</b>	<b>15-0</b>	<b>33</b>	<b>1</b>	<b>-2</b>	<b>-2.0</b>	<b>0</b>	<b>-2</b>

## #16 TREVOR LAWRENCE, QB

Year	G-S	Snaps	C-A-I	Yds	TD	LG	Pct	Y/A	Y/C	Y/G	Eff
2018	15-11	768	259-397-4	3280	30	74	65.2	8.3	12.7	218.7	157.6
2019	15-15	842	268-407-8	3665	36	87	65.8	9.0	13.7	244.3	166.8
2020	10-10	627	231-334-5	3153	24	83	69.1	9.4	13.6	315.3	169.2
<b>Totals</b>	<b>40-36</b>	<b>2237</b>	<b>758-1138-17</b>	<b>10098</b>	<b>90</b>	<b>87</b>	<b>66.7</b>	<b>8.9</b>	<b>13.3</b>	<b>252.5</b>	<b>164.3</b>

Year	Car	Yds	Y/C	Y/G	TD	LG	PL	Tot	TDR	Y/G
2018	60	177	3.0	11.8	1	32	457	3457	31	230.5
2019	103	563	5.5	37.5	9	67	510	4228	45	281.9
2020	68	203	3.0	20.3	8	34	402	3356	32	335.6
<b>Totals</b>	<b>231</b>	<b>943</b>	<b>4.1</b>	<b>23.6</b>	<b>18</b>	<b>67</b>	<b>1369</b>	<b>11041</b>	<b>108</b>	<b>276.0</b>

## #32 SYLVESTER MAYERS, RB

Year	G-S	Snaps	Car	Yds	Avg	TD	LG	Rec	Yds	TD
2017	1-0	0	0	0	---	0	---	0	0	0
2018	1-0	1	0	0	---	0	---	0	0	0
2019	1-0	1	1	0	0.0	0	0	0	0	0
2020	3-0	1	1	2	2.0	0	2	0	0	0
<b>Totals</b>	<b>6-0</b>	<b>3</b>	<b>2</b>	<b>2</b>	<b>1.0</b>	<b>0</b>	<b>2</b>	<b>0</b>	<b>0</b>	<b>0</b>

## #44 NYLES PINCKNEY, DT

Year	G-S	Snaps	Hit	Asst	Tot	TFL	Sacks	Int	QP	PBU	CF-RF
2017	14-0	174	8	10	18	2-5	1-2	0-0	1	0	0-0
2018	15-0	316	18	8	26	4-12	0-0	0-0	4	0	1-1
2019	14-13	367	11	16	27	4-16	1-10	0-0	4	0	0-1
2020	12-2	268	16	11	27	3-10	1-6	0-0	2	0	0-1
<b>Totals</b>	<b>55-15</b>	<b>1125</b>	<b>53</b>	<b>45</b>	<b>98</b>	<b>13-43</b>	<b>3-18</b>	<b>0-0</b>	<b>11</b>	<b>0</b>	<b>1-3</b>

## #17 CORNELL POWELL, WR

Year	G-S	Snaps	Rec	Yds	Avg	TD	LG	KOR
2016	9-0	155	12	87	7.2	0	18	0-0
2017	14-0	149	8	57	7.1	1	14	3-65
2018	4-0	65	5	63	12.6	0	42	4-117
2019	15-0	208	15	122	8.1	2	26	0-0
2020	12-12	630	45	882	19.6	7	70	1-15
<b>Totals</b>	<b>54-12</b>	<b>1207</b>	<b>85</b>	<b>1211</b>	<b>14.2</b>	<b>10</b>	<b>70</b>	<b>8-197</b>

## #3 AMARI RODGERS, WR

Year	G-S	Snaps	Rec	Yds	Avg	TD	LG	Car	Yds	TD	PR	KOR
2017	14-0	239	19	123	6.5	0	16	3	-9	0	2-15	1-36
2018	15-15	565	55	575	10.5	4	68	1	5	0	3-299	1-22
2019	14-10	453	30	426	14.2	4	87	2	50	1	18-151	0-0
2020	12-12	644	77	1020	13.2	7	83	0	0	0	6-62	0-0
<b>Totals</b>	<b>55-37</b>	<b>1901</b>	<b>181</b>	<b>2144</b>	<b>11.8</b>	<b>15</b>	<b>87</b>	<b>6</b>	<b>46</b>	<b>1</b>	<b>67-527</b>	<b>0-0</b>

## #62 CADE STEWART, OL

Year	G-S	Snaps
2017	9-0	98
2018	15-1	265
2019	13-0	335
2020	12-12	827
<b>Totals</b>	<b>49-13</b>	<b>1525</b>

## #38 ELIJAH TURNER, S

Year	G-S	Snaps	Hit	Asst	Tot	TFL	Sacks	Int	QP	PBU	CF-RF
2018	2-0	5	1	0	1	0-0	0-0	0-0	0	0	0-0
2019	10-0	2	0	0	0	0-0	0-0	0-0	0	0	0-0
2020	12-0	59	5	3	8	0-0	0-0	0-0	0	0	0-0
<b>Totals</b>	<b>24-0</b>	<b>66</b>	<b>6</b>	<b>3</b>	<b>9</b>	<b>0-0</b>	<b>0-0</b>	<b>0-0</b>	<b>0</b>	<b>0</b>	<b>0-0</b>

## #59 JORDAN WILLIAMS, DT

Year	G-S	Snaps	Hit	Asst	Tot	TFL	Sacks	Int	QP	PBU	CF-RF
2018	12-0	147	8	5	13	3-12	1-5-11	0-0	1	0	1-0
2019	15-0	297	17	14	31	5-5-22	2-5-17	0-0	1	2	0-0
2020	11-3	229	7	4	11	1-2	0-0	0-0	2	0	0-0
<b>Totals</b>	<b>38-3</b>	<b>673</b>	<b>32</b>	<b>23</b>	<b>55</b>	<b>9-5-36</b>	<b>4-28</b>	<b>0-0</b>	<b>4</b>	<b>2</b>	<b>1-0</b>

AMARI RODGERS (#3) AND TREVOR LAWRENCE (#16) WERE BIG REASONS CLEMSON PLAYED IN THE COLLEGE FOOTBALL PLAYOFF FOR THE SIXTH SEASON IN A ROW IN 2020.





# 2020 ACC FOOTBALL

Rk	Team	ACC				Overall				N
		W-L	Score	H	R	W-L	Score	H	R	
1.	Notre Dame	9-0	325-171	5-0	4-0	10-2	410-236	6-0	4-0	0-2
2.	Clemson	8-1	411-183	5-0	3-1	10-2	522-242	6-0	3-1	1-1
3.	Miami (Fla.)	7-2	309-246	3-1	4-1	8-3	374-297	4-1	4-1	0-1
4.	NC State	7-3	327-313	4-1	3-2	8-4	363-350	5-1	3-2	0-1
	North Carolina	7-3	424-303	4-1	3-2	8-4	500-353	5-1	3-2	0-1
6.	Boston College	5-5	282-291	3-2	2-3	6-5	306-312	4-2	2-3	0-0
	Pittsburgh	5-5	264-270	3-2	2-3	6-5	319-270	4-2	2-3	0-0

Virginia Tech	5-5	307-315	3-2	2-3	5-6	342-353	3-3	2-3	0-0
9. Virginia	4-5	252-281	4-1	0-4	5-5	307-296	5-1	0-4	0-0
10. Wake Forest	3-4	230-239	2-1	1-3	4-5	324-295	3-1	1-3	0-1
11. Georgia Tech	3-6	218-319	2-3	1-3	3-7	239-368	2-4	1-3	0-0
12. Louisville	3-7	290-272	3-2	0-5	4-7	325-293	4-2	0-5	0-0
13. Florida State	2-6	191-300	2-2	0-4	3-6	232-324	3-2	0-4	0-0
14. Duke	1-9	220-400	1-3	1-5	2-9	273-419	1-4	1-5	0-0
Syracuse	1-9	175-322	1-4	0-5	1-10	196-360	1-5	0-5	0-0

Note: Due to the addition of Notre Dame for the 2020 season, there were no divisions.

## 2020 ACC HONORS & AWARDS

### FIRST-TEAM OFFENSE

Pos.	Player	Team	Pts
QB	Trevor Lawrence	Clemson	178
RB	Travis Etienne	Clemson	161
RB	Michael Carter	North Carolina	150
WR	Amari Rodgers	Clemson	178
WR	Dyami Brown	North Carolina	167
WR	Zay Flowers	Boston College	147
TE	Hunter Long	Boston College	144
AP	Travis Etienne	Clemson	112
OT	Liam Eichenberg	Notre Dame	158
OT	Christian Darrisaw	Virginia Tech	130
OG	Aaron Banks	Notre Dame	134
OG	Tommy Kraemer	Notre Dame	133
C	Alec Lindstrom	Boston College	84

### SECOND-TEAM OFFENSE

Pos.	Player	Team	Pts
QB	Sam Howell	North Carolina	104
RB	Javonte Williams	North Carolina	145
RB	Kyren Williams	Notre Dame	112
WR	Jaquarii Roberson	Wake Forest	119
WR	Tutu Atwell	Louisville	73
WR	Dez Fitzpatrick	Louisville	62
TE	Brevin Jordan	Miami (Fla.)	85
AP	Khalil Herbert	Virginia Tech	97
OT	Jackson Carman	Clemson	96
OT	Robert Hainsey	Notre Dame	78
OG	Ben Petrus	Boston College	86
OG	Matt Bockhorst	Clemson	63
C	Jimmy Morrissey	Pittsburgh	80

### THIRD-TEAM OFFENSE

Pos.	Player	Team	Pts
QB	Ian Book	Notre Dame	73
RB	Khalil Herbert	Virginia Tech	109
RB	Zonovan Knight	NC State	34
WR	Michael Harley	Miami (Fla.)	58
WR	Taj Harris	Syracuse	57
WR	Cornell Powell	Clemson	53
TE	Michael Mayer	Notre Dame	51
AP	Michael Carter	North Carolina	75
OT	Ikem Ekwonu	NC State	75
OT	Zion Johnson	Boston College	52
OG	Joshua Ezeudu	North Carolina	59
OG	Joe Sculthorpe	NC State	51
C	Jarrett Patterson	Notre Dame	73

### FIRST-TEAM SPECIALISTS

Pos.	Player	Team	Pts
PK	Jose Borregales	Miami (Fla.)	142
P	Pressley Harvin III	Georgia Tech	161
SP	DJ Turner	Pittsburgh	124

### SECOND-TEAM SPECIALISTS

Pos.	Player	Team	Pts
PK	Alex Kessman	Pittsburgh	74
P	Lou Hedley	Miami (Fla.)	95
SP	Nykeim Johnson	Syracuse	123

### THIRD-TEAM SPECIALISTS

Pos.	Player	Team	Pts
PK	Nick Sciba	Wake Forest	49
P	Nolan Cooney	Syracuse	59
SP	Thayer Thomas	NC State	81

Accomplishment	Player	Team
Champion		Clemson
Player-of-the-Year	Trevor Lawrence	Clemson
Offensive Player-of-the-Year	Trevor Lawrence	Clemson
Defensive Player-of-the-Year	Jeremiah Owusu-Koramoah	Notre Dame
Rookie-of-the-Year	Kyren Williams	Notre Dame
Offensive Rookie-of-the-Year	Kyren Williams	Notre Dame
Defensive Rookie-of-the-Year	Bryan Bresee	Clemson
Coach-of-the-Year	Brian Kelly	Notre Dame
Jacobs Blocking Trophy	Liam Eichenberg	Notre Dame
Brian Piccolo Award	Nolan Cooney	Syracuse
Jim Tatum Award	Kingsley Jonathan	Syracuse

### FIRST-TEAM DEFENSE

Pos.	Player	Team	Pts
DE	Patrick Jones II	Pittsburgh	138
DE	Rashad Weaver	Pittsburgh	127
DT	Bryan Bresee	Clemson	135
DT	Alim McNeill	NC State	106
LB	Chazz Surratt	North Carolina	149
LB	Jeremiah Owusu-Koramoah	Notre Dame	139
LB	Payton Wilson	NC State	127
CB	Asante Samuel Jr.	Florida State	154
CB	Derion Kendrick	Clemson	129
S	Divine Deablo	Virginia Tech	145
S	Kyle Hamilton	Notre Dame	134

### SECOND-TEAM DEFENSE

Pos.	Player	Team	Pts
DE	Jaelan Phillips	Miami (Fla.)	123
DE	Chris Rumph II	Duke	95
DT	Marvin Wilson	Florida State	82
DT	Myron Tagovailoa-Amosa	Notre Dame	79
LB	Isaiah McDuffie	Boston College	83
LB	James Skalski	Clemson	76
LB	Charles Snowden	Virginia	67
CB	Andrew Booth Jr.	Clemson	90
CB	Kei'Trel Clark	Louisville	83
S	Nolan Turner	Clemson	115
S	Bubba Bolden	Miami (Fla.)	89
S	Damar Hamlin	Pittsburgh	89

### THIRD-TEAM DEFENSE

Pos.	Player	Team	Pts
DE	Carlos Basham Jr.	Wake Forest	53
DE	Quincy Roche	Miami (Fla.)	48
DT	Jarrod Hewitt	Virginia Tech	71
DT	Miles Fox	Wake Forest	67
LB	SirVocea Dennis	Pittsburgh	62
LB	Nick Jackson	Virginia	60
LB	Max Richardson	Boston College	52
CB	Nick McCloud	Notre Dame	74
CB	Ifeatu Melifonwu	Syracuse	56
S	Michael Carter II	Duke	45
S	Nick Andersen	Wake Forest	44



CLEMSON CAPTURED ITS SIXTH ACC CHAMPIONSHIP GAME VICTORY IN A ROW IN THE 2020 SEASON.



# OFFENSIVE TEAM RECORDS

TEAM	
WINS	
Season:	15*, 2018
Home:	7, 1987, 2011, 2014, 2015, 2017, 2018, 2019
Road:	5, many (last in 2019)
Away From Home:	8, 2016, 2018
Conference:	8, 2015, 2018, 2019, 2020
Vs. ACC Teams:	9, 2015, 2018, 2019, 2020
By 1-7 Points:	7, 2016
By 14+ Points:	13, 2018
Without Trailing:	11, 2019
Vs. Top-25 Teams:	6, 2017
By a Class:	55, Seniors of 2018, 2019
Win % By Class:	93.2 (55-4), Seniors of 2018, 2019
TOTAL OFFENSE	
PLAYS	
Game:	102 vs. NC State, 11-17-2012 (58 rush, 44 pass)
Season:	1,221, 2016
Per Game:	81.7, 2012 (1,062 in 13 games)
YARDS	
Half:	487 vs. Duke, 11-3-2012 (1st)
Game:	756 vs. Wake Forest, 10-31-1981
Season:	7,931*, 2019
Per Game:	528.7, 2019 (7,931 in 15 games)
400-Yard Games:	15, 2018
500-Yard Games:	12, 2015
600-Yard Games:	5, 2019
700-Yard Games:	2, 2012
YARDS PER PLAY	
Game:	11.6 vs. Louisville, 11-3-2018 (57-661)
Season:	7.4, 2019 (1075-7931)
RUSHING	
CARRIES	
Game:	78 vs. Duke, 10-20-1979
Season:	741, 1978
Per Game:	61.8, 1978 (741 in 12 games)
RUSHING YARDS	
Game:	615 vs. Georgia Tech, 10-17-1903
Modern:	536 vs. Wake Forest, 10-31-1981
Season:	3,723, 2018
Per Game:	289.1, 1978 (3,469 in 12 games)
200-Yard Games:	11, 1978, 1986, 2015
300-Yard Games:	5, 1978, 2018
YARDS PER CARRY	
Game:	13.3 vs. Louisville, 11-3-2018 (37-492)
Season:	6.6, 2018 (568-3723)
PASSING	
MOST ATTEMPTS	
Game:	70 vs. Pittsburgh, 11-12-2016
Season:	629, 2016
Per Game:	41.9, 2016 (629 in 15 games)
FEWEST ATTEMPTS	
Game:	0 vs. South Carolina, 10-25-1956
Season:	65, 1938
Per Game:	7.2, 1938 (65 in 9 games)
MOST COMPLETIONS	
Game:	52 vs. Pittsburgh, 11-12-2016
Season:	422*, 2016
Per Game:	28.1, 2016 (422 in 15 games)
FEWEST COMPLETIONS	
Game:	0 vs. many (last vs. Virginia Tech, 11-3-1956)
Season:	21, 1944
Per Game:	2.3, 1944 (21 in 9 games)
YARDS PER ATTEMPT	
Game (min 15):	18.20 vs. Duke, 10-19-1963 (20-364)
Season:	9.86, 1950 (143-1411)
YARDS PER COMPLETION	
Game (min 10):	28.0 vs. Duke, 10-19-1963 (13-364)
Season:	22.8, 1950 (62-1411)

LOWEST INTERCEPTION PERCENTAGE	
Game:	0.0 vs. Alabama, 1-9-2017 (57 attempts)
Season:	1.2, 2020 (6-490)
Per Game:	0.3, 1988 (4 in 12 games)
MOST PASSING YARDS	
Game:	580* vs. Pittsburgh, 11-12-2016
Season:	5,009*, 2016
Per Game:	348.5, 2020 (4,182 in 12 games)
200-Yard Games:	15, 2016
300-Yard Games:	13, 2016
FEWEST PASSING YARDS	
Game:	0 vs. many (last vs. Virginia Tech, 11-3-1956)
Season:	346, 1956
Per Game:	31.5, 1956 (346 in 11 games)
COMPLETION PERCENTAGE	
Game (min 15 att):	88.2 vs. The Citadel, 9-16-1978 (15-17)
Game (min 20 att):	85.2 vs. NC State, 2001 (23-27); Central Michigan, 2007 (23-27)
Season:	69.2, 2013 (341-493)
PASSING EFFICIENCY	
Game (min 15 att):	262.9 vs. Furman, 9-15-2007 (18-22-317-0-4)
Season:	164.2, 2013 (341-493-4330-12-39)
PASSES HAD INTERCEPTED	
Game:	7 vs. South Carolina, 10-25-1945
Season:	24, 1969
Per Game:	2.4, 1969 (24 in 10 games)
SCORING	
TOUCHDOWNS	
Game:	12* vs. Wake Forest, 10-31-1981
Season:	90, 2018
Per Game:	6.0, 2018 (90 in 15 games)
TOUCHDOWNS RUSHING	
Game:	11 vs. Presbyterian, 9-25-1948
Season:	49, 2018
Per Game:	3.5, 1950 (35 in 10 games)
TOUCHDOWNS PASSING	
Game:	7 vs. Georgia Tech, 10-17-2020
Season:	45*, 2016
Per Game:	3.1, 2012 (40 in 13 games)
TOUCHDOWNS BY RETURN	
Game:	3 vs. Georgia, 11-7-1914 (3 PR)
Modern:	2 vs. many (last vs. South Carolina State, 9-7-2013 (2 IR))
Season:	7, 1990 (4 INT, 2 KOR, 1 FR); 2009 (4 KOR, 2 PR, 1 IR)
Per Game:	0.6, 1990 (7 in 12 games)
TOUCHDOWNS BY PUNT RETURN	
Game:	3 vs. Georgia, 11-7-1914
Season:	5, 1948
Per Game:	0.5, 1948 (5 in 11 games)
TOUCHDOWNS BY KICKOFF RETURN	
Game:	2 vs. Florida State, 9-25-2004
Season:	4, 2009
Per Game:	0.3, 2009 (4 in 14 games)
TOUCHDOWNS BY INTERCEPTION RETURN	
Game:	2 vs. Wake Forest, 10-12-1940; South Carolina State, 9-7-2013
Season:	4, 1990
Per Game:	0.3, 1940 (3 in 9 games); 1990 (4 in 12 games)
TOUCHDOWNS BY FUMBLE RETURN	
Game:	1 vs. many
Season:	3, 2020
POINTS	
Game:	122 vs. Guilford, 10-5-1901
ACC Game:	82 vs. Wake Forest, 10-31-1981
Season:	664, 2018
Per Game:	44.3, 2018 (664 in 15 games)
30-Point Games:	12, 2015, 2016, 2018
40-Point Games:	10, 2019
50-Point Games:	7, 2019

SCORING MARGIN	
Game:	+122 (122-0) vs. Guilford, 10-5-1901
Season/Game:	+35.3 in 1900
Modern:	+31.1 in 2018
FIELD GOALS	
Game:	6 vs. Texas A&M, 9-3-2005; Boston College, 9-19-2009
Season:	28*, 2015
Per Game:	2.1, 1980 (23 in 11 games)
FIELD-GOAL ATTEMPTS	
Game:	6 vs. Georgia, 9-17-1983; NC State, 10-26-1991; Maryland, 11-14-1992; Texas A&M, 9-3-2005; NC State, 9-22-2007; Boston College, 9-19-2009
Season:	36, 2007
Per Game:	2.8, 2007 (36 in 13 games)
FIELD-GOAL PERCENTAGE	
Game:	100.0 vs. Texas A&M, 9-3-2005 (6-6); Boston College, 9-19-2009 (6-6)
Season:	94.4, 1984 (17-18)
EXTRA POINTS MADE	
Game:	11 vs. Louisville, 11-3-2018
Season:	88, 2018
EXTRA POINTS ATTEMPTED	
Game:	12 vs. Wake Forest, 10-31-1981
Season:	90, 2018
EXTRA-POINT PERCENTAGE	
Game:	100.0 vs. many
Season:	100.0, 2007 (50-50)
SPECIAL TEAMS	
PUNTS	
Game:	18 vs. Furman, 11-24-1932
Season:	91, 1939
Per Game:	10.0, 1945 (90 in 9 games)
PUNTING YARDS	
Game:	546 vs. Virginia Tech, 9-12-1998
Season:	3,731, 1939
Per Game:	373.1, 1939 (3,731 in 10 games)
PUNTING AVERAGE	
Game (min. 3):	56.7* vs. Wake Forest, 11-1-1986 (3-170)
Season:	44.0, 1984 (56-2463)
PUNT RETURNS	
Game:	11* vs. George Washington, 10-31-1941; Georgia Tech, 9-26-1987
Season:	53, 1945, 1987
Per Game:	5.8, 1941 (52 in 9 games)
PUNT RETURN YARDS	
Game:	227 vs. Georgia Tech, 9-26-1987
Season:	720, 1987
Per Game:	64.8, 1938 (584 in 9 games)
PUNT RETURN AVERAGE	
Game (min. 3):	41.8 vs. Maryland, 10-31-1970 (4-167)
Season:	16.3, 1948 (33-539)
KICKOFF RETURNS	
Game:	10 vs. Georgia Tech, 9-30-1944; West Virginia, 1-4-2012
Season:	63, 2011
Per Game:	6.3, 1946 (57 in 9 games)
KICKOFF RETURN YARDS	
Game:	286* vs. Florida State, 9-25-2004
Season:	1,405, 2011
Per Game:	107.9, 1970 (1,187 in 11 games)
KICKOFF RETURN AVERAGE	
Game (min 3):	55.7 vs. Duke, 11-3-2007 (3-167)
Season:	27.7, 2003 (29-803)

# OFFENSIVE TEAM RECORDS

## MISCELLANEOUS

### THIRD-DOWN CONVERSION PERCENTAGE

**Game:** 100.0 vs. Wake Forest, 10-31-1981 (12-12)  
**Season:** 51.6, 1978 (99-192)

### FIRST DOWNS

**Game:** 40\* vs. South Carolina, 11-26-2016  
**Season:** 403\*, 2016  
**Per Game:** 26.9, 2016 (403 in 15 games)

### FIRST DOWNS RUSHING

**Game:** 27 vs. Presbyterian, 9-21-1957; Wake Forest, 10-31-1981  
**Season:** 192, 1978  
**Per Game:** 16.0, 1978 (192 in 12 games)

### FIRST DOWNS PASSING

**Game:** 31\* vs. Pittsburgh, 11-12-2016  
**Season:** 235\*, 2016  
**Per Game:** 15.7, 2016 (235 in 15 games)

## PENALTIES

**Game:** 20 vs. NC State, 10-13-2001  
**Season:** 104, 1987, 2000  
**Per Game:** 8.7, 1987, 2000 (104 in 12 games)

## PENALTY YARDS

**Game:** 181 vs. NC State, 10-13-2001  
**Season:** 962, 2000  
**Per Game:** 80.2, 2000

## TIME OF POSSESSION

**Game:** 42:58 vs. North Carolina, 11-7-1992  
**Season:** 478:53, 2015  
**Per Game:** 34:15, 1989 (410:57 in 12 games)

## FEWEST TURNOVERS

**Game:** 0 vs. many  
**Season:** 8, 1940  
**Per Game:** 0.9, 1940 (8 in 9 games)

## TURNOVER MARGIN

**Game:** +7 vs. Duke, 10-19-1968; vs. Georgia, 9-19-1981  
**Season:** +23, 1989 (15-38 in 12 games)  
**Per Game:** +2.1, 1940 (+19 in 9 games)

## MOST FUMBLES

**Game:** 14\* vs. Presbyterian, 9-19-1953  
**Season:** 49, 1963  
**Per Game:** 4.9, 1963 (49 in 10 games)

## FEWEST FUMBLES

**Game:** 0 vs. many teams  
**Season:** 10, 2019  
**Per Game:** 0.7, 2019 (10 in 15 games)

## MOST FUMBLES LOST

**Game:** 5 vs. many teams  
**Season:** 26, 1963, 1975  
**Per Game:** 2.6, 1963 (26 in 10 games)

## FEWEST FUMBLES LOST

**Game:** 0 vs. many teams  
**Season:** 2\*, 1994  
**Per Game:** 0.2, 1994 (2 in 11 games)

\* - ACC record

# DEFENSIVE TEAM RECORDS

## TOTAL DEFENSE

### PLAYS

**Game:** 29 vs. Furman, 11-25-1939  
**Season:** 462, 1943  
**Per Game:** 52.0, 1940 (468 in 9 games)

### YARDS

**Game:** -12 vs. Furman, 11-6-1948  
**Season:** 1,575, 1939  
**Per Game:** 157.5, 1939 (1,575 in 10 games)

### YARDS PER PLAY

**Game:** -0.3 vs. Furman, 11-6-1948  
**Season:** 3.0, 1939

## RUSHING

### CARRIES

**Game:** 14 vs. Presbyterian, 9-20-1941  
**Season:** 334, 1941  
**Per Game:** 32.8, 1986 (394 in 12 games)

### RUSHING YARDS

**Game:** -29 vs. Furman, 9-7-1996  
**Season:** 733, 1991  
**Per Game:** 61.1, 1991 (733 in 12 games)

### YARDS PER CARRY

**Game:** -1.5 vs. Furman, 9-20-1941  
**Season:** 1.8, 1991 (402-733)

## PASSING

### PASSING ATTEMPTS

**Game:** 0 vs. many  
**Season:** 105, 1938  
**Per Game:** 10.9, 1939 (109 in 10 games)

### COMPLETIONS

**Game:** 0 vs. many  
**Season:** 32, 1939  
**Per Game:** 3.2, 1939 (32 in 10 games)

### PASSING YARDS

**Game:** -4 vs. The Citadel, 11-23-2013  
**Season:** 449, 1939

### COMPLETION PERCENTAGE

**Game:** 0.0 vs. Rice, 10-31-1959 (0-13)  
**Season:** 29.4, 1939

### PASSING EFFICIENCY

**Season:** 48.1, 1951

## INTERCEPTIONS

**Game:** 6 vs. South Carolina, 11-27-1971; NC State, 9-30-1995  
**Season:** 25, 1951  
**Per Game:** 2.5, 1951 (25 in 10 games)

## INTERCEPTION RETURN YARDS

**Game:** 143 vs. Maryland, 10-31-1970  
**Season:** 368, 2008  
**Per Game:** 36.1, 1951 (361 in 10 games)

## SPECIAL TEAMS

### KICKOFF RETURN YARDS

**Game:** 0 vs. many  
**Season:** 269, 2020

### KICKOFF RETURN YARDS PER RETURN

**Game:** 0.0 vs. many  
**Season:** 14.7, 1952

### PUNT RETURN YARDS

**Game:** -6 vs. Florida State, 10-27-2018  
**Season:** 44, 2016

### PUNT RETURN YARDS PER RETURN

**Game:** -4.0 vs. Furman, 9-15-2007; Central Michigan, 10-20-2007  
**Season:** 2.7, 1977 (24-65)

### BLOCKED PUNTS

**Game:** 3 vs. Auburn, 1-2-1998  
**Season:** 5, 1944

### BLOCKED KICKS

**Game:** 3 vs. Georgia, 10-7-1995; Auburn, 1-2-1998  
**Season:** 8, 1995

## SCORING

### POINTS

**Game:** 0 vs. many  
**Season:** 45, 1939  
**Per Game:** 4.5, 1939 (45 in 10 games)

### SHUTOUTS

**Season:** 7, 1928  
**Consecutive:** 6, 1928  
**Consecutive vs. ACC:** 4\*, 1959  
**Consecutive Quarters vs. ACC:** 16\*, 1959

### TOUCHDOWNS

**Game:** 0 vs. many  
**Season:** 6, 1939  
**Per Game:** 0.6, 1939 (6 in 10 games)

## RUSHING TOUCHDOWNS

**Game:** 0 vs. many  
**Season:** 5, 1938, 1939, 1979, 1981, 2017  
**Per Game:** 0.4, 2017 (5 in 14 games)

## PASSING TOUCHDOWNS

**Game:** 0 vs. many  
**Season:** 0, 1951

## MISCELLANEOUS

### SACKS

**Game:** 12 vs. Furman, 9-7-1996  
**Season:** 54, 2018 (317 yards)  
**Per Game:** 4.2, 1992 (46 in 11 games)

### PASS BREAKUPS

**Game:** 18 vs. The Citadel, 10-4-1986  
**Season:** 96, 1989  
**Per Game:** 8.0, 1989 (96 in 12 games)

### RECOVERED FUMBLES

**Game:** 6 vs. Duke, 10-16-1965  
**Season:** 21, 1956  
**Per Game:** 1.9, 1956 (21 in 11 games)

### FUMBLE RETURNS

**Game:** 2 vs. NC State, 10-4-2014  
**Season:** 6, 1996, 2006

### FUMBLE RETURN YARDS

**Game:** 93 vs. Virginia, 9-19-1998  
**Season:** 161, 2020

### FIRST DOWNS

**Game:** 0 vs. The Citadel, 12-4-1948  
**Season:** 80, 1939  
**Season vs. ACC:** 96\*, 1954  
**Per Game:** 8.0, 1939 (80 in 10 games)

### TACKLES FOR LOSS

**Game:** 19 vs. NC State, 10-24-1987  
**Season:** 136, 2018  
**Per Game:** 10.2, 2004 (112 in 11 games)

### TURNOVERS FORCED

**Game:** 9 vs. Georgia, 9-19-1981  
**Season:** 41, 1981  
**Per Game:** 3.4, 1981 (41 in 12 games)

\* - ACC record



# TEAM GAME BESTS

## MOST RUSHING YARDS BY CLEMSON

Yds	Site - Opponent (Score CU-Opp.)	Date
615	A - Georgia Tech (73-0)	10-17-1903
536	H - Wake Forest (82-24)	10-31-1981
516	H - Presbyterian (77-0)	9-22-1945
492	H - Louisville (76-16)	11-3-2018
471	A - Wake Forest (63-3)	10-6-2018
448	H - Furman (41-0)	11-6-1948
440	H - Chattanooga (54-3)	10-3-1992
439	H - Presbyterian (66-0)	9-21-1957
436	H - Presbyterian (55-0)	9-23-1950
436	H - Wake Forest (55-7)	9-16-2000

## FEWEST RUSHING YARDS BY CLEMSON

Yds	Site - Opponent (Score CU-Opp.)	Date
-15	A - Boston College (7-14)	10-10-1942
-1	A - Boston College (22-32)	9-26-1947
0	N1 - Alabama (10-34)	8-30-2008
3	A - North Carolina (0-24)	11-6-1993
4	N2 - Nebraska (21-26)	1-1-2009
6	H - Wake Forest (14-16)	10-4-1947
8	A - South Carolina (6-33)	10-21-1943
8	H - Virginia Tech (23-41)	10-6-2007
10	A - Maryland (7-21)	10-4-2003
17	A - Virginia Tech (11-31)	9-23-1999
N1 - Atlanta, Ga.; N2 - Jacksonville, Fla. (Gator Bowl)		

## MOST RUSHING YARDS BY OPPONENT

Yds	Site - Opponent (Score CU-Opp.)	Date
478	A - Tulane (20-36)	11-18-1944
475	A - Oklahoma (3-52)	9-30-1972
458	A - South Carolina (20-56)	11-22-1975
444	A - Wake Forest (20-36)	10-17-1970
437	A - Alabama (0-56)	9-20-1975
434	A - Texas A&M (0-24)	9-14-1974
409	H - NC State (7-45)	10-25-1975
406	A - Maryland (23-41)	11-17-1984

## FEWEST RUSHING YARDS BY OPPONENT

Yds	Site - Opponent (Score CU-Opp.)	Date
-29	H - Furman (19-3)	9-7-1996
-21	A - Furman (34-6)	11-22-1941
-21	A - Florida State (59-10)	10-27-2018
-20	H - Utah State (35-6)	10-16-2004
-17	H - Furman (41-0)	11-6-1948
-16	H - Long Beach State (59-0)	9-1-1990
-14	H - Kentucky (24-6)	10-2-1982
-11	A - Furman (14-3)	11-25-1939
-10	H - South Carolina State (54-0)	9-20-2008
-9	H - Auburn (34-18)	11-22-1947

## MOST RUSHING YARDS BY BOTH TEAMS

Yds	Teams & Yards	Site - (Score CU-Opp.)	Date
707	CU 397, South Carolina 310	H - (41-23)	11-25-1978
697	CU 433, South Carolina 264	H - (39-21)	11-23-1974
690	CU 232, South Carolina 458	A - (20-56)	11-22-1975
671	CU 283, NC State 388	A - (21-38)	10-23-1976
656	CU 323, Georgia Tech 333	N1 - (34-39)	12-5-2009
653	CU 390, North Carolina 263	H - (43-32)	11-9-1974
646	CU 471, Wake Forest 175	A - (63-3)	10-6-2018
635	CU 160, Oklahoma 475	A - (3-52)	9-30-1972
633	CU 398, Presbyterian 235	H - (69-7)	9-17-1949
629	CU 300, North Carolina 329	H - (23-27)	11-6-1976
N1 - Tampa, Fla. (ACC Championship Game)			

## FEWEST RUSHING YARDS BY BOTH TEAMS

Yds	Teams & Yards	Site - (Score CU-Opp.)	Date
72	CU 41, Florida State 31	H - (28-35)	9-20-1997
86	CU 56, Virginia 30	A - (13-3)	11-22-2008
99	CU 120, Florida State -21	A - (59-10)	10-27-2018
107	CU 47, Boston College 60	H - (17-20)	11-17-2007
109	CU 46, NC State 63	H - (14-13)	11-6-2010
114	CU 101, Florida State 13	A - (17-23^)	9-20-2014
119	CU 46, South Carolina 73	A - (8-13)	10-21-1954
119	CU 36, Maryland 83	H - (10-7)	10-23-2004
121	CU 56, VMI 65	N1 - (0-0)	9-26-1942
124	CU 72, Louisville 52	H - (23-17)	10-11-2014
N1 - Lynchburg, Va.			

## MOST PASSING YARDS BY CLEMSON

Yds	(C-A)	Site - Opponent (Score CU-Opp.)	Date
580	(52-70)	H - Pittsburgh (42-43)	11-12-2016
500	(33-49)	A - Georgia Tech (73-7)	10-17-2020
479	(31-41)	H - The Citadel (61-3)	11-18-2017
468	(24-33)	A - Syracuse (49-14)	10-5-2013
467	(32-42)	H - South Carolina State (73-7)	9-6-2014
439	(29-44)	A - Notre Dame (40-47^^)	11-7-2020
436	(28-39)	H - North Carolina (50-35)	9-27-2014
436	(35-52)	H - Pittsburgh (52-17)	11-28-2020

435	(34-45)	A - Virginia (59-10)	11-2-2013
433	(29-40)	A - Wake Forest (42-13)	10-25-2012

## FEWEST PASSING YARDS BY CLEMSON

Yds	(C-A)	Site - Opponent (Score CU-Opp.)	Date
-1	(1-6)	A - Maryland (6-6)	11-10-1956
0	(0-3)	N1 - George Washington (27-0)	11-5-1938
0	(0-4)	H - Presbyterian (32-13)	9-19-1942
0	(0-2)	A - South Carolina (6-33)	10-21-1943
0	(0-2)	A - South Carolina (20-13)	10-19-1944
0	(0-8)	A - South Carolina (0-6)	10-23-1952
0	(0-6)	A - Fordham (12-12)	11-8-1952
0	(0-5)	H - Presbyterian (33-7)	9-19-1953
0	(0-0)	A - South Carolina (7-0)	10-25-1956
0	(0-2)	H - Virginia Tech (21-6)	11-3-1956
N1 - Greenville, S.C.			

## MOST PASSING YARDS BY OPPONENT

Yds	(C-A)	Site - Opponent (Score CU-Opp.)	Date
521	(27-43)	A - Florida State (7-54)	11-4-2000
510	(32-50)	H - South Carolina (56-35)	11-24-2018
493	(29-53)	H - NC State (62-48)	11-17-2012
464	(39-52)	N1 - Texas Tech (15-55)	12-23-2002
463	(31-49)	N2 - LSU (25-42)	1-13-2020
454	(35-57)	H - Georgia Tech (28-31)	10-28-2000
444	(22-35)	H - Florida State (14-51)	10-19-2013
442	(29-37)	A - Florida State (0-57)	9-11-1993
430	(23-40)	A - Texas A&M (28-26)	9-8-2018
418	(27-41)	A - Maryland (23-53)	11-14-1992
N1 - Orlando, Fla. (Tangerine Bowl); N2 - New Orleans, La. (CFP National Championship Game)			

## FEWEST PASSING YARDS BY OPPONENT

Yds	(C-A)	Site - Opponent (Score CU-Opp.)	Date
-4	(1-5)	H - The Citadel (52-6)	11-23-2013
0	(0-10)	H - Presbyterian (26-0)	9-17-1938
0	(0-0)	A - Wake Forest (7-0)	10-28-1938
0	(0-7)	A - George Washington (19-0)	10-31-1941
0	(0-4)	A - Miami (Fla.) (6-7)	11-2-1945
0	(0-7)	A - The Citadel (20-0)	12-4-1948
0	(0-2)	H - Presbyterian (69-7)	9-17-1949
0	(0-9)	A - South Carolina (14-14)	10-19-1950
0	(1-9)	A - Virginia (20-7)	9-24-1955
0	(0-13)	A - Rice (19-0)	10-31-1959

## MOST PASSING YARDS BY BOTH TEAMS

Yds	Teams & Yards	Site - (Score CU-Opp.)	Date
919	CU 426, NC State 493	H - (62-48)	11-17-2012
903	CU 393, South Carolina 510	H - (56-35)	11-24-2018
888	CU 580, Pittsburgh 308	H - (42-43)	11-12-2016
830	CU 436, North Carolina 394	H - (50-35)	9-27-2014
785	CU 400, Ohio State 385	N3 - (28-49)	1-1-2021
783	CU 319, Texas Tech 464	N1 - (15-55)	12-23-2002
749	CU 439, Notre Dame 310	A - (40-47^^)	11-7-2020
740	CU 405, Alabama 335	N2 - (40-45)	1-11-2016
736	CU 367, Boston College 369	A - (45-31)	9-29-2012
730	CU 420, Duke 310	A - (34-31)	11-2-2002
N1 - Orlando, Fla. (Tangerine Bowl); N2 - Glendale, Ariz. (CFP National Championship Game); N3 - New Orleans, La. (Sugar Bowl)			

## FEWEST PASSING YARDS BY BOTH TEAMS

Yds	Teams & Yards	Site - (Score CU-Opp.)	Date
4	CU 4, George Washington 0	A - (19-0)	10-31-1941
11	CU -1, Maryland 12	A - (6-6)	11-10-1956
27	CU 0, South Carolina 27	A - (20-13)	10-19-1944
33	CU 27, Furman 6	A - (14-3)	11-25-1939
33	CU 12, Presbyterian 21	H - (34-0)	9-25-1944
34	CU 34, Rice 0	A - (19-0)	10-31-1959
39	CU 10, Tulane 29	A - (0-13)	11-2-1940
39	CU 39, Virginia 0	A - (20-7)	9-24-1955
40	CU 0, Virginia Tech 40	H - (21-6)	11-3-1956
42	CU 39, George Washington 3	H - (0-7)	11-7-1942

## PASSING ATTEMPTS BY CLEMSON

Att.	Com.	Site - Opponent (Score CU-Opp.)	Date
70	52	H - Pittsburgh (42-43)	11-12-2016
67	38	H - Virginia Tech (23-41)	10-6-2007
57	35	A - Wake Forest (17-45)	11-1-2003
57	36	N3 - Alabama (35-31)	1-9-2017
56	25	N1 - Mississippi State (7-17)	12-30-1999
56	25	N2 - Texas Tech (15-55)	12-23-2002
55	25	A - Maryland (23-53)	11-14-1992
55	31	H - Miami (Fla.) (30-36^^^)	9-17-2005
54	21	H - NC State (28-30)	10-24-1987
53	27	H - Troy (30-24)	9-10-2016
N1 - Atlanta, Ga. (Peach Bowl); N2 - Orlando, Fla. (Tangerine Bowl); N3 - Tampa, Fla. (CFP National Championship Game)			

## PASSING ATTEMPTS BY OPPONENT

Att.	Com.	Site - Opponent (Score CU-Opp.)	Date
59	29	N1 - Louisiana Tech (49-24)	12-31-2001
58	24	H - The Citadel (24-0)	10-4-1986
57	35	H - Georgia Tech (28-31)	10-28-2000
57	24	H - Duke (59-31)	12-1-2001
56	28	A - Wake Forest (35-33)	11-1-1980
56	30	H - NC State (30-10)	10-21-1989
56	31	N2 - Tennessee (27-14)	1-2-2004
54	30	A - NC State (43-22)	9-30-1995
53	34	A - Duke (38-31)	10-15-1983
53	29	H - NC State (62-48)	11-17-2012

N1 - Boise, Idaho (Humanitarian Bowl); N2 - Atlanta, Ga. (Peach Bowl)

## COMPLETIONS BY CLEMSON

Co.	Att.	Site - Opponent (Score CU-Opp.)	Date
52	70	H - Pittsburgh (42-43)	11-12-2016
39	52	H - NC State (24-17^)	10-15-2016
38	67	H - Virginia Tech (23-41)	10-6-2007
36	57	N2 - Alabama (35-31)	1-9-2017
36	51	H - South Carolina State (52-13)	9-7-2013
36	50	N1 - LSU (25-24)	12-31-2012
35	57	A - Wake Forest (17-45)	11-1-2003
35	48	A - Syracuse (37-27)	11-14-2015
35	52	H - Pittsburgh (52-17)	11-28-2020
34	52	A - Duke (34-31)	11-2-2002
34	45	A - Virginia (59-10)	11-2-2013

N1 - Atlanta, Ga. (Chick-fil-A Bowl); N2 - Tampa, Fla. (CFP National Championship Game)

## COMPLETIONS BY OPPONENT

Co.	Att.	Site - Opponent (Score CU-Opp.)	Date
39	52	N1 - Texas Tech (15-55)	12-23-2002
35	57	H - Georgia Tech (28-31)	10-28-2000
34	53	A - Duke (38-31)	10-15-1983
33	48	H - Virginia (30-27^)	10-11-2003
32	46	N3 - West Virginia (33-70)	1-4-2012
32	50	H - South Carolina (56-35)	11-24-2018
31	47	A - Rice (10-29)	9-23-1972
31	56	N2 - Tennessee (27-14)	1-2-2004
31	47	H - Boston College (17-20)	11-17-2007
31	50	A - NC State (38-31)	11-4-2017
31	49	N4 - LSU (25-42)	1-13-2020

N1 - Orlando, Fla. (Tangerine Bowl); N2 - Atlanta, Ga. (Peach Bowl); N3 - Miami Gardens, Fla. (Orange Bowl); N4 - New Orleans, La. (CFP National Championship Game)

## COMPLETION PERCENTAGE BY CLEMSON

Pct.	C-A	Site - Opponent (Score CU-Opp.)	Date
88.2	(15-17)	H - The Citadel (58-3)	9-16-1978
86.7	(13-15)	A - South Carolina (41-24)	11-23-1991
85.2	(23-27)	A - NC State (45-37)	10-13-2001
85.2	(23-27)	H - Central Michigan (70-14)	10-20-2007
83.3	(30-36)	H - South Carolina (56-7)	11-26-2016
83.3	(25-30)	A - Wake Forest (63-3)	10-6-2018
82.1	(23-28)	H - Middle Tennessee (37-14)	9-13-2003
81.8	(18-22)	A - Maryland (28-24)	9-10-2005
81.8	(18-22)	H - Furman (38-10)	9-15-2007
81.1	(30-37)	H - Wofford (49-10)	9-5-2015

Note: Minimum 15 passing attempts.

## COMPLETION PERCENTAGE BY OPPONENT

Pct.	C-A	Site - Opponent (Score CU-Opp.)	Date
84.6	(22-26)	A - NC State (24-17)	10-20-1990
80.0	(20-25)	A - Wake Forest (27-31)	10-1-2005
79.2	(19-24)	A - Wake Forest (27-17)	10-7-2006
78.9	(15-19)	A - Virginia Tech (45-10)	12-5-2020
78.6	(22-28)	N2 - Ohio State (28-49)	1-1-2021
78.4	(29-37)	A - Florida State (0-57)	9-11-1993
77.8	(14-18)	H - North Carolina (3-38)	10-20-2001
77.3	(17-22)	H - NC State (12-29)	9-10-1994
77.1	(27-35)	A - Florida State (37-49)	9-22-2012
75.0	(18-24)	A - Georgia Tech (21-29)	10-29-1973
75.0	(39-52)	N1 - Texas Tech (15-55)	12-23-2002

N1 - Orlando, Fla. (Tangerine Bowl); N2 - New Orleans, La. (Sugar Bowl); Note: Minimum 15 passing attempts.

## PASSING EFFICIENCY BY CLEMSON

Eff.	Opponent	Site	C-A-Yds-I-TD	Date
262.9	Furman	H	18-22-317-0-4	9-15-2007
249.1	Central Michigan	H	23-27-315-1-6	10-20-2007
241.1	North Carolina	A	12-20-274-0-4	11-9-2002
237.7	NC State	A	23-27-333-0-4	10-13-2001
236.1	Virginia	N1	21-29-408-0-4	12-7-2019
235.4	Virginia	H	12-19-199-0-2	10-8-1983
235.0	Virginia	H	13-21-315-0-3	9-24-1966
233.9	South Carolina	A	12-15-157-0-3	11-22-1997
232.4	Maryland	H	11-16-194-0-3	11-12-1983

# TEAM GAME BESTS

231.2 Duke A 21-29-384-3-6 11-3-2012  
N1 - Charlotte, N.C. (ACC Championship Game); Note: Minimum 15 passing attempts.

## PASSING EFFICIENCY DEFENSE BY CLEMSON

Eff.	Opponent	Site	C-A-Yds-I-TD	Date
-6.0	Furman	A	6-22-32-5-0	11-28-1959
3.7	Presbyterian	H	4-19-56-4-0	9-19-1953
4.1	Auburn	H	3-17-44-3-0	11-24-1951
8.0	Auburn	A	5-17-52-4-0	11-22-1952
13.8	Villanova	H	4-16-50-3-0	9-30-1978
15.5	Wake Forest	A	4-19-35-2-0	10-13-1956
16.7	Pittsburgh	N1	4-16-8-1-0	12-1-2018
22.3	Virginia	H	6-21-32-2-0	11-16-1974
22.6	South Carolina	A	10-29-102-6-0	11-27-1971
23.8	NC State	H	7-18-63-4-0	10-22-1977

N1 - Charlotte, N.C. (ACC Championship Game); Note: Minimum 15 passing attempts.

## PLAYS BY CLEMSON

PL	R	P	Site - Opponent (Score CU-Opp.)	Date
102	58	44	H - NC State (62-48)	11-17-2012
100	50	50	N1 - LSU (25-24)	12-31-2012
99	42	57	N3 - Alabama (35-31)	1-9-2017
98	43	55	A - Maryland (23-53)	11-14-1992
98	57	41	A - Maryland (40-27)	10-26-2013
98	56	42	N2 - Alabama (40-45)	1-11-2016
96	77	19	A - Wake Forest (56-3)	11-4-1978
95	65	30	H - NC State (34-27)	10-7-2000
95	44	51	H - South Carolina State (52-13)	9-7-2013
95	25	70	H - Pittsburgh (42-43)	11-12-2016

N1 - Atlanta, Ga. (Chick-fil-A Bowl); N2 - Glendale, Ariz. (CFP National Championship Game); N3 - Tampa, Fla. (CFP National Championship Game)

## PLAYS BY OPPONENT

PL	R	P	Site - Opponent (Score CU-Opp.)	Date
99	62	37	H - South Carolina (3-7)	11-23-1968
99	55	44	H - Louisville (42-36)	10-1-2016
97	74	23	H - North Carolina (7-42)	11-14-1970
97	40	57	H - Georgia Tech (28-31)	10-28-2000
96	58	38	H - Duke (10-21)	10-24-1970
93	57	36	A - Boston College (16-31)	9-10-1983
91	55	36	A - Georgia (13-31)	9-28-1968
91	82	9	A - North Carolina (15-32)	11-15-1969
91	41	50	H - Florida State (14-17)	10-23-1999

## MOST TOTAL OFFENSE YARDS BY CLEMSON

Yds	Rush,Pass	Site - Opponent (Score CU-Opp.)	Date
756	536,220	H - Wake Forest (82-24)	10-31-1981
754	328,426	H - NC State (62-48)	11-17-2012
744	351,393	H - South Carolina (56-35)	11-24-2018
735	268,467	H - South Carolina State (73-7)	9-6-2014
718	334,384	A - Duke (56-20)	11-3-2012
702	419,283	H - Wofford (59-14)	11-2-2019
698	471,227	A - Wake Forest (63-3)	10-6-2018
674	302,372	H - Boston College (59-7)	10-26-2019
671	171,500	A - Georgia Tech (73-7)	10-17-2020
665	353,312	H - Kent State (56-3)	9-2-2017

## FEWEST TOTAL OFFENSE YARDS BY CLEMSON

Yds	Rush,Pass	Site - Opponent (Score CU-Opp.)	Date
8	8,0	A - South Carolina (6-33)	10-21-1943
51	48,3	A - NC State (0-18)	10-11-1947
63	53,10	A - Tulane (0-13)	11-2-1940
85	-15,100	A - Boston College (7-14)	10-10-1942
90	68,22	A - Maryland (0-34)	11-14-1964
91	50,41	A - North Carolina (0-45)	8-31-1996
94	19,75	A - Auburn (0-51)	10-11-1969
102	65,37	A - Georgia Tech (0-27)	9-28-1963
102	31,71	H - Virginia Tech (0-37)	9-12-1998

## MOST TOTAL OFFENSE YARDS BY OPPONENT

Yds	Rush,Pass	Site - Opponent (Score CU-Opp.)	Date
771	250,521	A - Florida State (7-54)	11-4-2000
667	287,380	A - Florida State (37-49)	9-22-2012
639	254,385	N4 - Ohio State (28-49)	1-1-2021
634	192,442	A - Florida State (0-57)	9-11-1993
628	165,463	N3 - LSU (25-42)	1-13-2020
616	458,158	A - South Carolina (20-56)	11-22-1975
600	90,510	H - South Carolina (56-35)	11-24-2018
597	104,493	H - NC State (62-48)	11-17-2012
589	182,407	N2 - West Virginia (33-70)	1-4-2012
577	406,171	N1 - Maryland (23-41)	11-17-1984

N1 - Baltimore, Md.; N2 - Miami Gardens, Fla. (Orange Bowl); N3 - New Orleans, La. (CFP National Championship Game); N4 - New Orleans, La. (Sugar Bowl)

## FEWEST TOTAL OFFENSE YARDS BY OPPONENT

Yds	Rush,Pass	Site - Opponent (Score CU-Opp.)	Date
-12	-17,5	H - Furman (41-0)	11-6-1948
-5	-11,6	A - Furman (14-3)	11-25-1939
29	29,0	A - The Citadel (20-0)	12-4-1948
35	-21,56	A - Furman (34-6)	11-22-1941
41	20,21	A - Virginia (35-0)	10-26-1963
44	7,37	H - South Carolina State (73-7)	9-6-2014
54	29,25	H - Boston College (25-7)	9-19-2009
57	57,0	H - Presbyterian (26-0)	9-17-1938
57	-16,73	H - Long Beach State (59-0)	9-1-1990
58	31,27	H - Furman (30-0)	9-2-1989

## TOTAL OFFENSE YARDS BY BOTH TEAMS

Yds	Teams & Yards	Site - (Score CU-Opp.)	Date
1351	CU 754, NC State 597	H - (62-48)	11-17-2012
1344	CU 744, South Carolina 600	H - (56-35)	11-24-2018
1107	CU 756, Wake Forest 351	H - (82-24)	10-31-1981
1094	CU 630, Pittsburgh 464	H - (42-43)	11-12-2016
1093	CU 426, Florida State 667	A - (37-49)	9-22-2012
1084	CU 601, Georgia Tech 483	H - (47-31)	10-6-2012
1083	CU 444, Ohio State 639	N1 - (28-49)	1-1-2021
1075	CU 507, Louisville 568	H - (42-36)	10-1-2016
1060	CU 718, Duke 342	A - (56-20)	11-3-2012
1059	CU 624, Auburn 435	H - (38-24)	9-17-2011

N1 - New Orleans, La. (Sugar Bowl)

## YARDS PER PLAY BY CLEMSON

Y/P	P-Y	Site - Opponent (Score CU-Opp.)	Date
11.6	57-661	H - Louisville (77-16)	11-3-2018
11.2	55-615	A - Georgia Tech (73-0)	10-17-1903
11.0	64-702	H - Wofford (59-14)	11-2-2019
10.7	56-597	H - Presbyterian (76-0)	9-22-1945
10.4	51-531	H - Presbyterian (42-0)	9-20-1947
10.0	70-698	A - Wake Forest (63-3)	10-6-2018
9.9	67-662	H - The Citadel (61-3)	11-18-2017
9.6	58-559	N1 - Temple (63-9)	10-12-2006
9.4	78-555	H - South Carolina State (59-0)	9-17-2016
9.2	67-619	N2 - Virginia (62-17)	12-7-2019

N1 - Charlotte, N.C.; N2 - Charlotte, N.C. (ACC Championship Game)

## FIRST DOWNS BY CLEMSON

FD	R,P,Pen.	Site - Opponent (Score CU-Opp.)	Date
40	17,20,3	H - South Carolina (56-7)	11-26-2016
38	17,19,2	H - South Carolina (56-35)	11-24-2018
36	15,18,3	H - Boston College (59-7)	10-26-2019
35	27,8,0	H - Wake Forest (82-24)	10-31-1981
35	18,16,1	H - Central Michigan (70-14)	10-20-2007
34	20,14,0	H - NC State (62-48)	11-17-2012
34	15,14,5	H - Kent State (56-3)	9-2-2017
34	12,16,6	H - Miami (Fla.) (42-17)	10-10-2020
33	21,10,2	A - Wake Forest (51-6)	11-4-1978
33	17,14,2	A - Duke (56-20)	11-3-2012
33	19,10,4	A - Miami (Fla.) (58-0)	10-24-2015
33	18,13,2	N1 - North Carolina (45-37)	12-5-2015
33	30,1,2	H - Pittsburgh (42-43)	11-12-2016

N1 - Charlotte, N.C. (ACC Championship Game)

## FIRST DOWNS BY OPPONENT

FD	R,P,Pen.	Site - Opponent (Score CU-Opp.)	Date
35	23,10,2	A - Maryland (23-41)	11-17-1984
33	11,16,6	A - Duke (38-31)	10-15-1983
31	11,19,1	A - Florida State (0-57)	9-11-1993
31	6,22,3	H - Georgia Tech (28-31)	10-28-2000
31	13,16,2	N2 - West Virginia (33-70)	1-4-2012
31	16,12,3	H - Louisville (42-36)	10-1-2016
30	26,4,0	A - South Carolina (20-56)	11-22-1975
30	11,18,1	N1 - Pittsburgh (3-34)	12-30-1977

N1 - Jacksonville, Fla. (Gator Bowl); N2 - Miami Gardens, Fla. (Orange Bowl)

## TURNOVERS BY CLEMSON

TO	Site - Opponent	CU-Opp. (Fum.,Int.)	Date
10	A - Florida	13-54 (4,6)	10-11-1952
9	H - Auburn	19-45 (4,5)	11-21-1953
8	A - South Carolina	0-0 (1,7)	10-25-1945
8	H - Wake Forest	36-0 (5,3)	11-2-1963
8	A - North Carolina	15-32 (3,5)	11-15-1969
8	H - Tulane	13-17 (5,3)	9-13-1975
7	A - Georgia Tech	0-27 (4,3)	9-28-1963
7	A - Georgia	23-26 (3,4)	9-22-1984
7	A - Kentucky	7-26 (4,3)	10-5-1985
7	H - Wake Forest	19-29 (3,4)	9-26-1998

## TURNOVERS BY CLEMSON IN A CLEMSON WIN

TO	Site - Opponent	CU-Opp. (Fum.,Int.)	Date
8	H - Wake Forest	36-0 (5,3)	11-2-1963
5	H - Virginia	40-35 (5,0)	9-24-1966

5	H - Wake Forest	16-14 (5,0)	10-11-1975
5	H - Virginia Tech	38-7 (3,2)	10-7-1978
5	H - NC State	17-7 (2,3)	10-24-1981
5	H - W. Carolina	21-10 (4,1)	9-25-1982
5	A - Virginia Tech	20-17 (5,0)	9-14-1985
5	H - Louisville	42-36 (2,3)	10-1-2016

## TURNOVERS FORCED BY CLEMSON

TO	Site - Opponent	CU-Opp. (Fum.,Int.)	Date
9	H - Georgia	13-3 (4,5)	9-19-1981
8	H - Presbyterian	53-0 (4,4)	9-25-1948
8	H - Duke	39-22 (6,2)	10-19-1968
8	A - Georgia Tech	7-28 (5,3)	10-3-1970
7	H - Virginia Tech	35-0 (3,4)	11-10-1945
7	A - Fordham	12-12 (5,2)	11-8-1952
7	A - Furman	56-33 (3,4)	11-28-1959
7	A - TCU	10-14 (2,5)	10-24-1964
7	H - Virginia Tech	38-7 (4,3)	10-7-1978
7	H - Duke	28-8 (3,4)	10-21-1978
7	A - Tulane	13-5 (3,4)	9-12-1981
7	A - Virginia	6-9 (3,4)	9-17-1994
7	A - NC State	43-22 (1,6)	9-30-1995

## INTERCEPTION RETURN YARDS BY CLEMSON

Yds (Int.)	Site - Opponent (Score CU-Opp.)	Date
143 (4)	A - Maryland (24-11)	10-31-1970
132 (3)	A - Virginia Tech (27-7)	9-16-1989
131 (4)	H - Western Carolina (21-10)	9-25-1982
124 (6)	A - NC State (43-22)	9-30-1995
122 (4)	H - Virginia Tech (35-0)	11-10-1945
110 (3)	H - Wake Forest (33-31)	11-21-1959
109 (4)	H - Florida State (20-24)	9-12-1992
107 (4)	A - Wake Forest (28-7)	9-24-1960
105 (2)	N1 - Virginia Tech (38-10)	12-3-2011
104 (3)	H - South Carolina (28-19)	11-21-1998
104 (2)	N2 - Ohio State (31-0)	12-31-2016

N1 - Charlotte, N.C. (ACC Championship Game); N2 - Glendale, Ariz. (Fiesta Bowl)

## INTERCEPTION RETURN YARDS BY OPPONENT

Yds (Int.)	Site - Opponent (Score CU-Opp.)	Date
166 (6)	H - Auburn (19-45)	11-21-1953
159 (4)	H - Duke (17-34)	10-18-1980
147 (3)	A - Georgia Tech (6-28)	11-15-2014
116 (3)	A - Georgia (16-20)	9-20-1980
108 (2)	A - NC State (35-34)	10-27-1984
93 (2)	N1 - South Florida (26-31)	12-31-2010
85 (1)	A - Wake Forest (17-45)	11-1-2003
83 (3)	H - Maryland (21-6)	11-11-1963
77 (5)	H - Duke (0-16)	10-20-1962
73 (3)	H - Maryland (0-19)	9-15-1979

N1 - Charlotte, N.C. (Meineke Car Care Bowl)

## PUNT RETURN YARDS BY CLEMSON

Yds (PR)	Site - Opponent (Score CU-Opp.)	Date
227 (11)	H - Georgia Tech (33-12)	9-26-1987
172 (9)	H - Western Carolina (43-0)	9-5-1987
169 (7)	H - Maryland (40-7)	11-16-1991
167 (4)	H - Maryland (24-11)	10-31-1970
155 (8)	A - Wake Forest (24-7)	10-6-1962
140 (4)	H - Duquesne (42-0)	11-20-1948
136 (11)	A - George Washington (19-0)	10-31-1941
135 (5)	H - Middle Tennessee (37-14)	9-5-2009
134 (8)	H - Presbyterian (53-6)	9-22-1951
130 (5)	H - Georgia Tech (28-31)	10-28-2000

## PUNT RETURN YARDS BY OPPONENT

Yds (PR)	Site - Opponent (Score CU-Opp.)	Date
150 (5)	H - Florida State (28-35)	9-20-1997
147 (7)	A - Auburn (7-28)	11-29-1941
133 (7)	A - Wake Forest (6-19)	10-31-1942
129 (10)	H - Virginia Tech (0-37)	9-12-1998
126 (7)	A - Georgia Tech (0-51)	9-30-1944
126 (4)	H - Virginia Tech (23-41)	10-6-2007
124 (5)	N1 - California (13-37)	1-2-1992
116 (8)	A - Tennessee (7-26)	10-28-1944
116 (6)	A - Georgia (7-19)	10-10-1964
113 (3)	A - South Carolina (0-20)	10-25-1951

N1 - Orlando, Fla. (Citrus Bowl)

## KICKOFF RETURN YARDS BY CLEMSON

Yds (KOR)	Site - Opponent (Score CU-Opp.)	Date
286 (7)	A - Florida State (22-41)	9-25-2004
248 (7)	A - Maryland (56-45)	10-15-2011
219 (6)	A - Maryland (20-37)	11-10-2001
217 (8)	H - Louisville (42-36)	10-1-2016
190 (10)	N2 - West Virginia (33-70)	1-4-2012
188 (9)	A - Tulane (13-54)	11-9-1946
188 (7)	N1 - Alabama (10-34)	8-30-2008



# TEAM GAME BESTS

174 (4)	A - Georgia Tech (9-31)	10-7-1972
173 (7)	A - Miami (Fla.) (40-37^)	10-24-2009
171 (9)	A - Florida State (0-57)	9-11-1993

N1 - Atlanta, Ga.; N2 - Miami Gardens, Fla. (Orange Bowl)

## KICKOFF RETURN YARDS BY OPPONENT

Yds (KOR)	Site - Opponent (Score CU-Opp.)	Date
290 (10)	H - North Carolina (59-38)	10-22-2011
277 (8)	H - NC State (62-48)	11-17-2012
265 (11)	H - Central Michigan (70-14)	10-20-2007
247 (8)	H - Louisville (77-16)	11-3-2018
242 (10)	H - Syracuse (54-0)	11-5-2016
240 (9)	N1 - Temple (63-9)	10-12-2006
231 (7)	H - Duke (49-17)	10-15-1988
220 (7)	A - NC State (42-20)	9-22-2007
216 (10)	A - Wake Forest (51-6)	11-4-1978
214 (6)	A - Virginia Tech (27-7)	9-16-1989

N1 - Charlotte, N.C.

## SACKS BY CLEMSON

Sacks (Yds)	Site - Opponent (Score CU-Opp.)	Date
12 (70)	H - Furman (19-3)	9-7-1996
11 (84)	H - Utah State (35-6)	10-16-2004
11 (72)	H - Auburn (14-6)	9-9-2017
10 (64)	H - Maryland (0-19)	9-15-1979
10 (59)	H - Duke (21-6)	10-17-1992
9 (47)	A - NC State (35-34)	10-27-1984
9 (58)	A - Wake Forest (24-6)	10-27-1990
8 (55)	H - NC State (39-10)	10-26-1985
8 (66)	H - Maryland (35-3)	11-2-1996
8 (56)	H - Duke (58-7)	11-6-1999
8 (55)	A - Duke (52-22)	9-30-2000
8 (56)	A - Syracuse (41-6)	9-14-2019

## TACKLES FOR LOSS BY CLEMSON

TFL (Yds)	Site - Opponent (Score CU-Opp.)	Date
19 (77)	H - NC State (28-30)	10-24-1987
17 (66)	H - Duke (21-6)	10-17-1992
17 (68)	A - Miami (Fla.) (24-17)	10-6-2004
16 (89)	A - Virginia Tech (22-10)	9-12-1987
15 (51)	H - Maryland (40-7)	11-16-1991
15 (75)	H - Furman (19-3)	9-7-1996
15 (80)	H - Maryland (35-3)	11-2-1996
15 (91)	H - Utah State (35-6)	10-16-2004
15 (71)	A - Syracuse (41-6)	9-14-2019

## PASS BREAKUPS BY CLEMSON

PBU	Site - Opponent (Score CU-Opp.)	Date
18	H - The Citadel (24-0)	10-4-1986
15	A - Duke (17-21)	9-30-1989
14	A - Virginia Tech (20-17)	9-14-1985
14	H - Duke (35-3)	10-18-1986
14	H - Virginia (34-20)	10-7-1989

## CAUSED FUMBLES BY CLEMSON

CF	Site - Opponent (Score CU-Opp.)	Date
5	H - UCF (21-13)	9-1-2001
5	H - Notre Dame (24-22)	10-3-2015
4	H - Maryland (0-19)	9-15-1979
4	A - Georgia (31-28)	9-20-1986
4	H - The Citadel (24-0)	10-4-1986
4	H - Long Beach State (59-0)	9-1-1990
4	H - App State (48-0)	9-22-1990
4	N1 - Duke (33-21)	11-30-1991
4	A - Virginia (6-9)	9-17-1994
4	H - Virginia (33-14)	9-11-1999
4	A - Wake Forest (27-17)	10-7-2006

N1 - Tokyo, Japan

## INTERCEPTIONS BY CLEMSON

Int. (Yds)	Site - Opponent (Score CU-Opp.)	Date
6 (82)	A - South Carolina (17-7)	11-27-1971
6 (124)	A - NC State (43-22)	9-30-1995
5 (51)	A - South Carolina (21-13)	10-24-1940
5 (21)	A - TCU (10-14)	10-24-1964
5 (87)	H - Virginia (29-3)	10-31-1964
5 (28)	A - South Carolina (3-7)	11-23-1968
5 (29)	H - Virginia (37-21)	10-21-1972
5 (47)	H - Georgia (13-3)	9-19-1981
5 (22)	A - Georgia (23-26)	9-22-1984
5 (27)	A - Duke (17-21)	9-30-1989
5 (52)	H - North Carolina (17-10)	11-4-1995
5 (84)	H - NC State (26-20)	10-30-2004

## VICTORY MARGIN BY CLEMSON

Margin	CU-Opp.	Site - Opponent	Date
+122	122-0	H - Guilford	10-5-1901
+94	94-0	A - Furman	9-25-1915
+76	76-0	H - Presbyterian	9-22-1945

+75	75-0	H - Newberry	10-17-1930
+73	73-0	A - Georgia Tech	10-17-1903
+68	68-0	H - Newberry	9-21-1929
+66	66-0	H - Presbyterian	9-21-1957
+66	73-7	H - South Carolina State	9-6-2014
+66	73-7	A - Georgia Tech	10-17-2020
+65	65-0	H - Camp Sevier	9-27-1918
+64	64-0	H - Davidson	9-19-1900
+62	69-7	H - Presbyterian	9-17-1949
+61	77-16	H - Louisville	11-3-2018
+60	67-7	H - Furman	11-23-1918
+60	60-0	H - Elon	9-27-1924
+60	63-3	A - Wake Forest	10-6-2018
+59	59-0	A - Samford	10-5-1912
+59	59-0	H - The Citadel	11-27-1954
+59	59-0	H - Long Beach State	9-1-1990
+59	59-0	H - South Carolina State	9-17-2016
+58	82-24	H - Wake Forest	10-31-1981
+58	58-0	A - Miami (Fla.)	10-24-2015
+58	61-3	H - The Citadel	11-18-2017
+57	57-0	A - Furman	10-22-1914
+57	57-0	H - Newberry	10-7-1922
+56	70-14	H - Central Michigan	10-20-2007
+55	55-0	H - Bingham	10-20-1898
+55	57-2	H - Furman	11-18-1950
+55	58-3	H - The Citadel	9-16-1978
+55	55-0	A - Virginia	9-8-1984
+54	54-0	H - Presbyterian	9-23-1950
+54	63-9	N1 - Temple	10-12-2006
+54	54-0	H - South Carolina State	9-20-2008
+54	54-0	H - Syracuse	11-5-2016
+53	53-0	H - Erskine	9-27-1919
+53	53-0	H - Presbyterian	11-25-1948
+53	56-3	A - Furman	11-28-1959
+53	62-9	H - Missouri	9-9-2000
+53	56-3	H - Kent State	9-2-2017
+52	52-0	A - Mercer	11-17-1913
+52	52-0	H - Erskine	11-18-1922
+52	52-0	H - Erskine	10-19-1928
+52	59-7	H - Boston College	10-26-2019
+51	51-0	A - South Carolina	11-1-1900
+51	58-7	H - Duke	11-6-1999
+51	51-0	H - Louisiana Tech	9-30-2006

N1 - Charlotte, N.C.

## VICTORY MARGIN BY OPPONENT

Margin	CU-Opp.	Site - Opponent	Date
+67	7-74	N1 - Alabama	11-14-1931
+57	0-57	A - Florida State	9-11-1993
+56	0-56	A - Auburn	10-19-1912
+56	0-56	A - Alabama	9-20-1975
+55	0-55	A - Georgia	11-25-1920
+53	13-66	H - Camp Hancock	11-9-1918
+51	0-51	A - Georgia Tech	9-30-1944
+51	0-51	A - Auburn	10-11-1969
+49	3-52	A - Oklahoma	9-30-1972

N1 - Montgomery, Ala.

## HOME VICTORY MARGIN BY CLEMSON

Margin	CU-Opp.	Opponent	Date
+122	122-0	Guilford	10-5-1901
+76	76-0	Presbyterian	11-22-1945
+75	75-0	Newberry	10-17-1930
+68	68-0	Newberry	9-21-1929
+66	66-0	Presbyterian	11-21-1957
+66	73-7	South Carolina State	9-6-2014
+65	65-0	Camp Sevier	9-27-1918
+64	64-0	Davidson	10-19-1900
+62	69-7	Presbyterian	9-17-1949
+61	77-16	Louisville	11-3-2018

## VICTORY MARGIN AT CLEMSON BY OPPONENT

Margin	CU-Opp.	Opponent	Date
+53	13-66	Camp Hancock	11-9-1918
+44	6-50	Virginia Tech	11-1-1924
+44	0-44	Auburn	10-10-1970
+42	0-42	Florida	11-7-1925
+41	0-41	Georgia	9-18-1976
+38	7-45	NC State	10-25-1975
+37	0-37	Virginia Tech	9-12-1998
+37	14-51	Florida State	10-19-2013
+36	7-43	Florida State	11-1-1975
+35	7-42	North Carolina	11-14-1970
+35	3-38	North Carolina	10-20-2001

## MEMORIAL STADIUM VICTORY MARGIN BY CLEMSON

Margin	CU-Opp.	Opponent	Date
+76	76-0	Presbyterian	11-22-1945
+66	66-0	Presbyterian	11-21-1957

+66	73-7	South Carolina State	9-6-2014
+62	69-7	Presbyterian	9-17-1949
+61	77-16	Louisville	11-3-2018
+59	59-0	The Citadel	11-27-1954
+59	59-0	Long Beach State	9-1-1990
+59	59-0	South Carolina State	9-17-2016
+58	82-24	Wake Forest	10-31-1981
+58	61-3	The Citadel	11-18-2017

## MEMORIAL STADIUM VICTORY MARGIN BY OPPONENT

Margin	CU-Opp.	Opponent	Date
+44	0-44	Auburn	10-10-1970
+41	0-41	Georgia	9-18-1976
+38	7-45	NC State	10-25-1975
+37	0-37	Virginia Tech	9-12-1998
+37	14-51	Florida State	10-19-2013
+36	7-43	Florida State	11-1-1975
+35	7-42	North Carolina	11-14-1970
+35	3-38	North Carolina	10-20-2001

## ROAD/NEUTRAL VICTORY MARGIN BY CLEMSON

Margin	CU-Opp.	Site - Opponent	Date
+94	94-0	A - Furman	9-25-1915
+73	73-0	A - Georgia Tech	10-17-1903
+66	73-7	A - Georgia Tech	10-17-2020
+60	63-3	A - Wake Forest	10-6-2018
+59	59-0	A - Samford	10-5-1912
+58	58-0	A - Miami (Fla.)	10-24-2015
+57	57-0	A - Furman	10-22-1914
+55	55-0	A - Virginia	9-8-1984
+54	63-9	N1 - Temple	10-12-2006
+53	56-3	A - Furman	11-28-1959

N1 - Charlotte, N.C.

## ROAD/NEUTRAL VICTORY MARGIN BY OPPONENT

Margin	CU-Opp.	Site - Opponent	Date
+67	7-74	A - Alabama	11-14-1931
+57	0-57	A - Florida State	9-11-1993
+56	0-56	A - Auburn	10-19-1912
+56	0-56	A - Alabama	9-20-1975
+55	0-55	A - Georgia	11-25-1920
+51	0-51	A - Georgia Tech	9-30-1944
+51	0-51	A - Auburn	10-11-1969

## ACC VICTORY MARGIN BY CLEMSON

Margin	CU-Opp.	Site - Opponent	Date
+66	73-7	A - Georgia Tech	10-17-2020
+61	77-16	H - Louisville	11-3-2018
+60	63-3	A - Wake Forest	10-6-2018
+58	82-24	H - Wake Forest	10-31-1981
+58	58-0	H - Miami (Fla.)	10-24-2015
+55	55-0	A - Virginia	9-8-1984
+54	54-0	H - Syracuse	11-5-2016
+52	59-7	H - Boston College	10-26-2019
+51	58-7	H - Duke	11-6-1999
+49	56-7	H - Wake Forest	9-28-2013
+49	59-10	A - Virginia	11-2-2013
+49	59-10	A - Florida State	10-27-2018
+49	52-3	H - Wake Forest	11-16-2019

## ACC VICTORY MARGIN BY OPPONENT

Margin	CU-Opp.	Site - Opponent	Date
+57	0-57	A - Florida State	9-11-1993
+48	0-48	A - Florida State	10-17-1998
+47	7-54	A - Florida State	11-4-2000
+45	0-45	A - North Carolina	8-31-1996
+38	7-45	H - NC State	10-25-1975
+37	14-51	H - Florida State	10-19-2013

## POINTS BY CLEMSON

Pts	CU-Opp.	Site - Opponent	Date
122	122-0	H - Guilford	10-5-1901
94	94-0	A - Furman	9-25-1915
82	82-24	H - Wake Forest	10-31-1981
77	77-16	H - Louisville	11-3-2018
76	76-0	H - Presbyterian	11-22-1945
75	75-0	H - Newberry	10-17-1930
73	73-0	A - Georgia Tech	10-17-1903
73	73-7	H - South Carolina State	9-6-2014
73	73-7	A - Georgia Tech	10-17-2020
70	70-14	H - Central Michigan	10-20-2007
69	69-7	H - Presbyterian	9-17-1949
68	68-0	H - Newberry	9-21-1929
67	67-7	H - Furman	11-23-1918
66	66-0	H - Presbyterian	11-21-1957
65	65-0	H - Camp Sevier	9-27-1918
64	64-0	H - Davidson	10-19-1900
63	63-17	A - South Carolina	11-22-2003
63	63-9	N1 - Temple	10-12-2006

# TEAM GAME BESTS

63	63-3	A - Wake Forest	10-6-2018
62	62-9	H - Missouri	9-9-2000
62	62-48	H - NC State	11-17-2012
62	62-17	N3 - Virginia	12-7-2019
61	61-3	H - The Citadel	11-18-2017
60	60-0	H - Elon	9-27-1924
59	59-0	A - Samford	10-5-1912
59	59-0	H - The Citadel	11-27-1954
59	59-0	H - Long Beach State	9-1-1990
59	59-31	H - Duke	12-1-2001
59	59-38	H - North Carolina	10-22-2011
59	59-10	A - Virginia	11-2-2013
59	59-0	H - South Carolina State	9-17-2016
59	59-10	A - Florida State	10-27-2018
59	59-7	H - Boston College	10-26-2019
59	59-14	H - Wofford	11-2-2019
58	58-3	H - The Citadel	9-16-1978
58	58-7	H - Duke	11-6-1999
58	58-21	H - Presbyterian	9-11-2010
58	58-0	A - Miami (Fla.)	10-24-2015
57	57-0	A - Furman	10-22-1914
57	57-0	H - Newberry	10-7-1922
57	57-12	H - VMI	11-11-1944
57	57-2	H - Furman	11-18-1950
56	56-3	A - Furman	11-28-1959
56	56-45	A - Maryland	10-15-2011
56	56-20	A - Duke	11-3-2012
56	56-7	H - Wake Forest	9-28-2013
56	56-41	A - NC State	10-31-2015
56	56-10	A - Boston College	10-7-2016
56	56-7	H - South Carolina	11-26-2016
56	56-3	H - Kent State	9-2-2017
56	56-35	H - South Carolina	11-24-2018
55	55-0	H - Bingham	10-20-1898
55	55-7	N2 - Florida	11-17-1917
55	55-0	A - Virginia	9-8-1984
55	55-9	H - Western Carolina	9-2-1995
55	55-7	H - Wake Forest	9-16-2000
55	55-31	H - Georgia Tech	11-14-2013
55	55-10	A - NC State	11-9-2019
54	54-0	H - Presbyterian	9-23-1950
54	54-32	H - North Carolina	11-9-1974
54	54-21	H - Duke	10-20-1984
54	54-6	H - Florida Atlantic	9-2-2006
54	54-0	H - South Carolina State	9-20-2008
54	54-0	H - Syracuse	11-5-2016
53	53-0	H - Erskine	9-27-1919
53	53-0	H - Presbyterian	11-25-1948
53	53-20	H - Duquesne	11-4-1950
53	53-6	H - Presbyterian	11-22-1951
53	53-13	H - Presbyterian	11-20-1952
52	52-14	H - The Citadel	10-26-1912
52	52-0	A - Mercer	11-17-1913
52	52-0	H - Erskine	11-18-1922
52	52-0	H - Erskine	10-19-1928
52	52-27	H - Maryland	11-12-1983
52	52-22	A - Duke	9-30-2000
52	52-7	H - North Carolina	9-23-2006
52	52-27	H - Ball State	9-8-2012
52	52-13	H - South Carolina State	9-7-2013
52	52-6	H - The Citadel	11-23-2013
52	52-14	H - Georgia Tech	8-29-2019
52	52-10	H - Charlotte	9-21-2019
52	52-3	H - Wake Forest	11-16-2019
52	52-17	H - Pittsburgh	11-28-2020
51	51-0	A - South Carolina	11-1-1900
51	51-0	H - Louisiana Tech	9-30-2006
50	50-35	H - North Carolina	9-27-2014

N1 - Charlotte, N.C.; N2 - Jacksonville, Fla.; N3 - Charlotte, N.C. (ACC Championship Game)

## POINTS BY OPPONENT

Pts	CU-Opp.	Site - Opponent	Date
74	7-74	N1 - Alabama	11-14-1931
70	33-70	N3 - West Virginia	1-4-2012
66	13-66	H - Camp Hancock	11-9-1918
57	0-57	A - Florida State	9-11-1993
56	0-56	A - Auburn	10-14-1921
56	0-56	A - Alabama	9-20-1975
56	20-56	A - South Carolina	11-22-1975
55	0-55	A - Georgia	11-25-1920
55	15-55	N2 - Texas Tech	12-23-2002
54	7-54	A - Florida State	11-4-2000
54	13-54	A - Tulane	11-9-1946
54	13-54	A - Florida	10-11-1952
53	23-53	A - Maryland	11-14-1992
52	3-52	A - Oklahoma	9-30-1972
51	0-51	A - Georgia Tech	9-30-1944
51	0-51	A - Auburn	10-11-1969

51	14-51	H - Florida State	10-19-2013
50	6-50	H - Virginia Tech	11-1-1924

N1 - Montgomery, Ala.; N2 - Orlando, Fla. (Tangerine Bowl); N3 - Miami Gardens, Fla. (Orange Bowl)

## POINTS BY BOTH TEAMS

Pts	CU-Opp.	Site - Opponent	Date
122	122-0	H - Guilford	10-5-1901
110	62-48	H - NC State	11-17-2012
106	82-24	H - Wake Forest	10-31-1981
103	33-70	N1 - West Virginia	1-4-2012
101	56-45	A - Maryland	10-15-2011
97	59-38	H - North Carolina	10-22-2011
97	56-41	A - NC State	10-31-2015
94	94-0	A - Furman	9-25-1915
93	77-16	H - Louisville	11-3-2018
91	^47-44	A - Georgia Tech	9-29-2001
91	56-35	H - South Carolina	11-24-2018

N1 - Miami Gardens, Fla. (Orange Bowl)

## POINTS IN ROAD/NEUTRAL GAME BY CLEMSON

Pts	CU-Opp.	Site - Opponent	Date
94	94-0	A - Furman	9-25-1915
73	73-0	A - Georgia Tech	10-17-1903
73	73-7	A - Georgia Tech	10-17-2020
63	63-17	A - South Carolina	11-22-2003
63	63-9	N1 - Temple	11-12-2006
63	63-3	A - Wake Forest	10-6-2018
62	62-17	N2 - Virginia	12-7-2019
59	59-0	A - Samford	10-5-1912
59	59-10	A - Virginia	11-2-2013
59	59-10	A - Florida State	10-27-2018

N1 - Charlotte, N.C.; N2 - Charlotte, N.C. (ACC Championship Game)

## POINTS IN ROAD/NEUTRAL GAME BY OPPONENT

Pts	CU-Opp.	Site - Opponent	Date
74	7-74	N1 - Alabama	11-14-1931
70	33-70	N3 - West Virginia	1-4-2012
57	0-57	A - Florida State	9-11-1993
56	0-56	A - Auburn	10-14-1921
56	0-56	A - Alabama	9-20-1975
56	20-56	A - South Carolina	11-22-1975
55	0-55	A - Georgia	11-25-1920
55	15-55	N2 - Texas Tech	12-23-2002
54	13-54	A - Tulane	11-9-1946
54	13-54	A - Florida	10-11-1952
54	7-54	A - Florida State	11-4-2000

N1 - Montgomery, Ala.; N2 - Orlando, Fla. (Tangerine Bowl); N3 - Miami Gardens, Fla. (Orange Bowl)

## POINTS IN ACC GAME BY CLEMSON

Pts	CU-Opp.	Site - Opponent	Date
82	82-24	H - Wake Forest	10-31-1981
77	77-16	H - Louisville	11-3-2018
73	73-7	A - Georgia Tech	10-17-2020
63	63-3	A - Wake Forest	10-6-2018
62	62-48	H - NC State	11-17-2012
59	59-31	H - Duke	12-1-2001
59	59-38	H - North Carolina	10-22-2011
59	59-10	A - Virginia	11-2-2013
59	59-10	A - Florida State	10-27-2018
59	59-7	H - Boston College	10-26-2019

## POINTS IN ACC GAME BY OPPONENT

Pts	CU-Opp.	Site - Opponent	Date
57	0-57	A - Florida State	9-11-1993
54	7-54	A - Florida State	11-4-2000
53	23-53	A - Maryland	11-14-1992
51	14-51	H - Florida State	10-19-2013
49	37-49	A - Florida State	9-22-2012
48	0-48	A - Florida State	10-17-1998
48	31-48	A - Florida State	10-3-2002
48	62-48	H - NC State	11-17-2012
47	^^40-47	A - Notre Dame	11-7-2020
46	39-46	A - NC State	10-31-1998

## POINTS AT HOME BY CLEMSON

Pts	CU-Opp.	Opponent	Date
122	122-0	Guilford	10-5-1901
82	82-24	Wake Forest	10-31-1981
77	77-16	Louisville	11-3-2018
76	76-0	Presbyterian	11-22-1945
75	75-0	Newberry	10-17-1930
73	73-7	South Carolina State	9-6-2014
70	70-14	Central Michigan	10-20-2007
69	69-7	Presbyterian	9-17-1949
68	68-0	Newberry	9-21-1929
67	67-7	Furman	11-23-1918

## YARDS PER... RECORDS

### YARDS PER PLAY

Year	Opponent	Plays	Yards	Y/P
2018	Louisville	57	661	11.6
1903	Georgia Tech	55	615	11.2
2019	Wofford	64	702	11.0
1945	Presbyterian	56	597	10.7
1947	Presbyterian	51	531	10.4

Note: Minimum 500 total yards.

### YARDS PER CARRY

Year	Opponent	Car.	Yards	Y/C
2018	Louisville	37	492	13.3
2018	Wake Forest	40	471	11.8
2019	Wofford	37	419	11.3
1903	Georgia Tech	55	615	11.2
1945	Presbyterian	50	516	10.3

Note: Minimum 300 rushing yards.

### YARDS PER PASSING ATTEMPT

Year	Opponent	C-A	Yards	Y/A
1963	Duke	13-20	364	18.2
1947	Furman	11-16	280	17.5
2006	Temple	12-13	222	17.1
1991	South Carolina	13-15	231	15.4
1966	Virginia	13-21	315	15.0

Note: Minimum 200 passing yards.

### YARDS PER COMPLETION

Year	Opponent	C-A	Yards	Y/C
1963	Duke	13-20	364	28.0
1971	Virginia	9-18	252	28.0
1950	Duquesne	8-20	223	27.9
1978	Maryland	8-17	216	27.0
1953	Auburn	10-21	258	25.8

Note: Minimum 200 passing yards.

## POINTS AT MEMORIAL STADIUM BY CLEMSON

Pts	CU-Opp.	Opponent	Date
82	82-24	Wake Forest	10-31-1981
77	77-16	Louisville	11-3-2018
76	76-0	Presbyterian	11-22-1945
73	73-7	South Carolina State	9-6-2014
70	70-14	Central Michigan	10-20-2007
69	69-7	Presbyterian	9-17-1949
66	66-0	Presbyterian	11-21-1957
62	62-9	Missouri	9-9-2000
62	62-48	NC State	11-17-2012
61	61-3	The Citadel	11-18-2017

## POINTS AT CLEMSON BY OPPONENT

Pts	CU-Opp.	Opponent	Date
66	13-66	Camp Hancock	11-9-1918
51	14-51	Florida State	10-19-2013
50	6-50	Virginia Tech	11-1-1924
48	62-48	NC State	11-17-2012
46	39-46	NC State	10-31-1998
45	19-45	Auburn	11-21-1953
45	7-45	NC State	10-25-1975
45	26-45	Florida State	9-9-1995
44	0-44	Auburn	10-10-1970

## POINTS AT MEMORIAL STADIUM BY OPPONENT

Pts	CU-Opp.	Opponent	Date
51	14-51	Florida State	10-19-2013
48	62-48	NC State	11-17-2012
46	39-46	NC State	10-31-1998
45	19-45	Auburn	11-21-1953
45	7-45	NC State	10-25-1975
45	26-45	Florida State	9-9-1995
44	0-44	Auburn	10-10-1970
43	7-43	Florida State	11-1-1975
43	42-43	Pittsburgh	11-12-2016
42	7-42	North Carolina	11-14-1970

^ - one overtime



# 500-YARD TEAM TOTAL OFFENSE GAMES

Year	Opponent	W-L	Site	PL	Rush	Pass	Total
1981	Wake Forest	W	H	87	536	220	756
2012	NC State	W	H	102	328	426	754
2018	South Carolina	W	H	92	351	393	744
2014	South Carolina State	W	H	93	268	467	735
2012	Duke	W	A	81	334	384	718
2019	Wofford	W	H	64	419	283	702
2018	Wake Forest	W	A	70	471	227	698
2019	Boston College	W	H	80	302	372	674
2020	Georgia Tech	W	A	88	171	500	671
2017	Kent State	W	H	78	353	312	665
2017	The Citadel	W	H	67	183	479	662
2018	Louisville	W	H	57	492	169	661
2007	Central Michigan	W	H	88	341	315	656
2019	Georgia Tech	W	H	79	411	221	632
2016	Pittsburgh	L	H	95	50	580	630
2011	Auburn	W	H	92	238	386	624
2013	Syracuse	W	A	77	156	468	624
2000	Wake Forest	W	H	87	436	187	623
2015	NC State	W	A	80	240	383	623
2016	South Carolina	W	H	89	250	372	622
2019	Virginia	W	N	67	211	408	619
1903	Georgia Tech	W	A	55	615	0	615
2017	Louisville	W	A	81	297	316	613
2019	Syracuse	W	A	71	221	391	612
2013	Virginia	W	A	88	175	435	610
2001	Duke	W	H	76	328	280	608
2007	NC State	W	A	89	340	268	608
2015	North Carolina	W	N	98	319	289	608
1992	Chattanooga	W	H	71	440	166	606
2012	Georgia Tech	W	H	93	204	397	601
1945	Presbyterian	W	H	56	516	81	597
2018	Georgia Southern	W	H	77	309	286	595
2020	Pittsburgh	W	H	90	145	436	581
2011	Maryland	W	A	80	306	270	576
2012	Boston College	W	A	84	209	367	576
2013	Ohio State	W	N	76	198	378	576
2013	Wake Forest	W	H	83	166	407	573
2015	Syracuse	W	A	84	202	368	570
1978	The Citadel	W	H	81	322	245	567
2001	NC State	W	A	79	234	333	567
2015	Miami (Fla.)	W	A	88	416	151	567
1981	Duke	W	A	79	323	240	563
2016	Syracuse	W	H	84	192	370	562
2020	Wake Forest	W	A	82	185	376	561
2006	Temple	W	N	58	337	222	559
1950	Presbyterian	W	H	78	436	122	558
1999	Duke	W	H	86	239	319	558
2013	The Citadel	W	H	75	208	350	558
1974	South Carolina	W	H	70	433	123	556
2016	South Carolina State	W	H	78	227	328	555
2015	Wake Forest	W	H	82	171	381	552
2019	Florida State	W	H	91	320	232	552
2013	Georgia Tech	W	H	67	168	383	551
2019	Louisville	W	A	70	298	253	551
1978	Virginia	W	H	87	419	131	550
1978	Wake Forest	W	A	96	342	208	550
2015	Alabama	L	N	85	145	405	550
2020	Miami (Fla.)	W	H	88	258	292	550
2019	NC State	W	A	77	246	303	549
2001	Louisiana Tech	W	N	84	273	275	548
1984	Duke	W	H	67	312	235	547
1950	Furman	W	H	71	367	179	546
1983	Maryland	W	H	84	350	194	544
1999	Maryland	W	A	79	290	252	542
2003	South Carolina	W	A	67	240	302	542
2020	Notre Dame	W	N	66	219	322	541
2013	Maryland	W	A	98	236	304	540
2018	Notre Dame	W	N	78	211	327	538
2015	Georgia Tech	W	H	74	201	336	537
2012	Wake Forest	W	A	85	101	433	534
1988	Duke	W	H	79	388	145	533
2015	Wofford	W	H	80	222	311	533
1951	Presbyterian	W	H	67	409	123	532
2015	Boston College	W	H	78	112	420	532
1947	Presbyterian	W	H	51	329	202	531
1954	The Citadel	W	H	74	408	123	531
2018	Furman	W	H	70	249	282	531
2002	North Carolina	W	A	70	256	274	530
2015	Oklahoma	W	N	90	312	218	530
1957	Presbyterian	W	H	79	439	89	528
1987	Maryland	W	H	79	355	173	528
2003	North Carolina	W	H	72	219	309	528
2012	Auburn	W	N	87	320	208	528
2014	North Carolina	W	H	83	92	436	528
1952	Presbyterian	W	H	69	393	134	527
2000	Duke	W	A	79	315	212	527
2019	South Carolina	W	A	83	211	316	527
2006	Louisiana Tech	W	H	58	393	133	526
2012	Ball State	W	H	84	154	372	526
1950	Missouri	W	A	72	420	105	525
2008	The Citadel	W	H	63	252	273	525
1941	Presbyterian	W	H	70	357	167	524
1951	Auburn	W	H	79	330	194	524
2018	Florida State	W	A	77	120	404	524
1949	Presbyterian	W	H	75	398	124	522
1974	North Carolina	W	H	74	390	132	522
2011	Wake Forest	W	H	86	179	343	522
1982	Duke	W	H	72	393	127	520
2019	Wake Forest	W	H	73	168	348	516
1947	Furman	W	A	66	235	280	515
2015	South Carolina	W	A	74	236	279	515
1983	Duke	W	A	75	383	131	514
2005	Temple	W	H	67	155	359	514
1988	Maryland	W	A	65	373	139	512
2013	South Carolina State	W	H	95	183	329	512
2015	Florida State	W	H	85	215	297	512
1991	Virginia	T	H	81	315	196	511
2016	Florida State	W	A	81	133	378	511
2016	Alabama	W	N	99	91	420	511
1983	Virginia	W	H	79	310	199	509
2016	Boston College	W	A	61	230	278	508
2016	Louisville	W	H	62	201	306	507
2006	North Carolina	W	H	79	324	180	504
1991	South Carolina	W	A	77	272	231	503
2007	ULM	W	H	62	184	319	503
1973	Virginia	W	H	89	275	227	502
2001	Georgia Tech	W	A	84	248	254	502
1973	Wake Forest	W	H	85	300	200	500
1988	North Carolina	W	H	93	336	164	500
2011	Boston College	W	H	78	180	320	500

Note: Clemson's record when totaling at least 500 yards of total offense is 117-2-1.



TREVOR LAWRENCE HAD 435 OF CLEMSON'S 744 TOTAL YARDS AGAINST SOUTH CAROLINA IN 2018.



# 300-YARD TEAM RUSHING GAMES

Year	Opponent	W-L	Site	Y/C	Car.	Yards
1903	Georgia Tech	W	A	11.2	55	615
1981	Wake Forest	W	H	7.9	68	536
1945	Presbyterian	W	H	10.3	50	516
2018	Louisville	W	H	13.3	37	492
2018	Wake Forest	W	A	11.8	40	471
1948	Furman	W	H	7.6	59	448
1992	Chattanooga	W	H	8.2	54	440
1957	Presbyterian	W	H	6.5	68	439
1950	Presbyterian	W	H	7.2	61	436
2000	Wake Forest	W	H	6.6	66	436
1955	Furman	W	A	7.2	60	434
1974	South Carolina	W	H	7.0	62	433
1995	Duke	W	H	6.7	65	433
1950	Missouri	W	A	7.4	57	420
1978	Virginia	W	A	6.3	67	419
1982	Virginia	W	A	6.3	67	419
2019	Wofford	W	H	11.3	37	419
2015	Miami (Fla.)	W	A	6.6	63	416
2019	Georgia Tech	W	H	8.4	49	411
1951	Presbyterian	W	H	7.7	53	409
1954	The Citadel	W	H	6.4	64	408
1987	Virginia	W	H	5.8	69	403
1992	Virginia	W	A	6.9	58	402
1949	Presbyterian	W	H	8.1	49	398
1944	Presbyterian	W	H	6.8	58	397
1978	South Carolina	W	H	5.7	70	397
1941	VMI	W	A	8.4	47	393
1952	Presbyterian	W	H	7.2	55	393
1982	Duke	W	H	6.2	63	393
2006	Louisiana Tech	W	H	9.6	41	393
1974	North Carolina	W	H	5.8	67	390
1990	App State	W	H	7.3	53	389
1988	Duke	W	H	6.0	65	388
1978	Villanova	W	H	6.1	63	385
1986	Virginia	W	A	6.0	64	385
1958	Virginia	W	H	5.4	71	384
1983	Duke	W	A	6.4	60	383
1942	Presbyterian	W	H	6.6	57	378
1988	Maryland	W	A	7.3	51	373
1986	The Citadel	W	H	5.9	62	368
1950	Furman	W	H	6.0	61	367
1939	Presbyterian	W	H	8.9	41	366
1993	Virginia	W	H	5.6	65	361
1941	Presbyterian	W	H	7.1	50	357
1987	Maryland	W	H	5.3	67	355
1989	South Carolina	W	A	5.6	63	355
1991	Duke	W	N	6.2	57	355
2017	Kent State	W	H	8.2	43	353
2018	South Carolina	W	H	6.4	55	351
1983	Maryland	W	H	5.2	68	350
1988	Wake Forest	W	A	6.2	56	349
1990	Duke	W	H	5.9	59	345
1978	Wake Forest	W	A	4.4	77	342
2017	Boston College	W	H	5.9	58	342
1938	George Washington	W	N	5.7	60	341
1941	Wake Forest	W	H	6.8	50	341
1990	Georgia	W	H	5.2	66	341
2007	Central Michigan	W	H	5.6	61	341
1962	Furman	W	A	4.8	71	340
2007	NC State	W	A	6.8	50	340
1977	Wake Forest	W	H	5.0	67	338
2006	Temple	W	N	7.5	45	337
1988	North Carolina	W	H	4.9	69	336
1953	Presbyterian	W	H	6.2	54	335
2012	Duke	W	A	6.4	52	334
1989	North Carolina	W	A	4.7	70	332
1948	Presbyterian	W	H	6.8	49	331
1964	Virginia	W	H	6.3	53	331
1951	Auburn	W	H	6.4	52	330
1990	Long Beach State	W	H	5.1	65	330
1947	Presbyterian	W	H	8.9	37	329
1956	Furman	W	H	5.1	64	328
2001	Duke	W	H	8.5	45	328
2012	NC State	W	H	5.7	58	328
1958	Vanderbilt	W	A	5.2	63	327
2000	Virginia	W	A	7.6	43	327
1956	Presbyterian	W	H	6.3	52	326
1986	North Carolina	W	H	5.8	56	326
1946	Presbyterian	W	A	---	---	325
2006	North Carolina	W	H	5.6	58	324
1979	Duke	W	A	4.1	78	323
1981	Duke	W	A	5.5	59	323
1995	South Carolina	W	A	5.4	60	323
2009	Georgia Tech	L	N	9.5	34	323
1978	The Citadel	W	H	5.0	64	322
1969	Wake Forest	W	H	5.3	61	321
1995	Florida State	L	H	5.5	58	321
2006	Georgia Tech	W	H	8.4	38	321



JAMES DAVIS JOINED C.J. SPILLER AND DEMERICK CHANCELLOR AS 100-YARD RUSHERS IN CLEMSON'S WIN OVER LOUISIANA TECH IN 2006, WHEN THE TIGERS HAD 393 RUSHING YARDS.

1995	Maryland	W	A	5.0	64	320
2012	Auburn	W	N	6.2	52	320
2019	Florida State	W	H	6.0	53	320
1944	VMI	W	H	6.3	51	319
1945	Virginia Tech	W	H	6.8	47	319
2015	North Carolina	W	N	5.7	56	319
1950	Auburn	W	A	5.2	61	319
1947	Duquesne	W	A	5.8	55	318
1939	South Carolina	W	A	5.2	61	317
1991	Wake Forest	W	H	5.2	61	316
1957	Duke	L	A	5.2	61	315
1991	Virginia	T	H	5.4	58	315
2000	Duke	W	A	5.6	56	315
1940	Wofford	W	H	5.0	63	314
1963	Virginia	W	A	4.4	71	314
1972	Wake Forest	W	A	4.5	70	314
1984	Duke	W	H	6.5	48	312
2015	Oklahoma	W	N	5.4	58	312
1963	Wake Forest	W	H	5.0	62	310
1983	Virginia	W	H	5.2	60	310
1963	Maryland	W	H	4.6	67	309

1979	Virginia	W	H	4.3	72	309
2018	Georgia Southern	W	H	6.7	46	309
1987	Virginia Tech	W	A	5.1	60	308
1983	Western Carolina	W	H	4.9	63	307
1962	South Carolina	W	H	4.7	65	306
1979	Georgia	W	H	4.3	71	306
1985	Wake Forest	W	H	4.7	65	306
2011	Maryland	W	A	7.3	42	306
1968	Duke	W	H	6.0	51	305
1950	Boston College	W	A	5.6	54	304
1974	Georgia	W	H	5.0	61	304
1981	NC State	W	H	5.2	59	304
1962	North Carolina	W	H	4.5	68	303
1984	Virginia	W	A	5.0	60	302
1986	Wake Forest	W	A	5.0	60	302
2019	Boston College	W	H	6.9	44	302
2018	Pittsburgh	W	N	8.6	35	301
1973	Wake Forest	W	H	5.0	60	300
1976	North Carolina	L	H	4.6	65	300

Note: Clemson's record when totaling at least 300 rushing yards is 123-4-1; Clemson is 80-0 when it rushes for at least 324 yards.



# 200-YARD TEAM PASSING GAMES

Year	Opponent	W-L	Site	C	A	Yards
2016	Pittsburgh	L	H	52	70	580
2020	Georgia Tech	W	H	33	49	500
2017	The Citadel	W	H	31	41	479
2013	Syracuse	W	A	24	33	468
2014	South Carolina State	W	H	32	42	467
2020	Notre Dame	L	A	29	44	439
2014	North Carolina	W	H	28	39	436
2020	Pittsburgh	W	H	35	52	436
2013	Virginia	W	A	34	45	435
2012	Wake Forest	W	A	29	40	433
2012	NC State	W	H	30	44	426
2002	Duke	W	A	34	52	420
2015	Boston College	W	H	27	42	420
2016	Alabama	W	N	36	57	420
2019	Virginia	W	N	21	29	408
2013	Wake Forest	W	H	28	36	407
2015	Alabama	L	N	30	47	405
2018	Florida State	W	A	24	44	404
2020	Ohio State	L	N	33	48	400
2012	Georgia Tech	W	H	26	42	397
2018	South Carolina	W	H	27	37	393
2019	Syracuse	W	A	23	42	391
2011	Auburn	W	H	30	42	386
2012	Duke	W	A	21	29	384
2013	Georgia Tech	W	H	23	30	383
2015	NC State	W	A	23	30	383
2015	Wake Forest	W	H	28	40	381
2018	NC State	W	H	32	48	380
2013	Ohio State	W	N	31	40	378
2016	Florida State	W	A	27	43	378
2016	NC State	W	H	39	52	378
2020	Wake Forest	W	A	26	36	376
2011	North Carolina	W	H	28	48	373
2007	Virginia Tech	L	H	38	67	372
2012	Ball State	W	H	33	44	372
2016	South Carolina	W	H	30	36	372
2019	Boston College	W	H	25	36	372
2016	Syracuse	W	H	27	40	370
2015	Syracuse	W	A	35	48	368
2012	Boston College	W	A	28	38	367
1963	Duke	L	A	13	20	364
2005	Temple	W	H	22	33	359
1998	Wake Forest	L	H	21	39	350
2013	The Citadel	W	H	24	32	350
2019	Wake Forest	W	H	26	35	348
2018	Alabama	W	N	20	32	347
2012	LSU	W	N	36	50	346
2003	Duke	W	H	28	43	344
2011	Florida State	W	H	22	35	344
1999	Virginia	W	H	24	32	343
2003	Wake Forest	L	A	35	57	343
2006	Boston College	L	A	25	40	343
2011	Wake Forest	W	H	27	44	343
1965	North Carolina	L	A	23	48	342
2020	Boston College	W	H	30	43	342
2015	Georgia Tech	W	H	23	33	336
2002	Florida State	L	A	18	28	334
2013	Boston College	W	H	30	45	334
2001	NC State	W	A	23	27	333
1998	NC State	L	H	27	38	329
2013	South Carolina State	W	H	36	51	329
2020	Virginia	W	H	26	39	329
2016	South Carolina State	W	H	27	35	328
2018	Notre Dame	W	N	27	41	327
2008	Duke	W	H	27	38	326
2009	Miami (Fla.)	W	A	25	37	326
2020	Notre Dame	W	N	25	39	322
2003	Maryland	L	A	22	45	320
2011	Boston College	W	H	22	37	320
1999	Duke	W	H	25	34	319
2002	Texas Tech	L	N	25	56	319
2007	ULM	W	H	26	34	319
2014	Oklahoma	W	N	26	37	319
2007	Furman	W	H	18	22	317
2017	Louisville	W	A	23	33	316
2019	South Carolina	W	A	28	43	316
1966	Virginia	W	H	13	21	315
2007	Central Michigan	W	H	23	27	315
2012	Furman	W	H	23	34	314
2017	Kent State	W	H	25	35	312
2015	Wofford	W	H	30	37	311
2003	North Carolina	W	H	18	35	309
2020	Syracuse	W	H	29	47	308
1999	Mississippi State	L	N	25	56	306
2014	Florida State	L	A	22	33	306
2016	Louisville	W	H	20	31	306
2005	Wake Forest	L	A	28	42	304
2011	Georgia Tech	L	A	24	41	304



BRANDON STREETER LED THE TIGERS TO 343 PASSING YARDS AGAINST VIRGINIA IN 1999. IT WAS THE MOST CLEMSON PASSING YARDS IN A WIN PRIOR TO THE 21<sup>ST</sup> CENTURY.

2013	Maryland	W	A	28	41	304
2016	Georgia Tech	W	A	32	48	304
2011	NC State	L	A	25	41	303
2019	NC State	W	A	25	36	303
2003	South Carolina	W	A	18	26	302
2003	Furman	W	H	23	31	301
2012	Maryland	W	H	23	34	301
1975	Georgia Tech	L	A	18	30	300
2003	Middle Tennessee	W	H	23	28	298
2003	Georgia Tech	W	A	23	39	298
2018	Texas A&M	W	A	17	27	298
2015	Florida State	W	H	28	43	297
2000	North Carolina	W	A	14	25	296
2018	Boston College	W	A	29	41	295
2003	Virginia	W	H	28	45	294
2016	Troy	W	H	27	53	292
2020	Miami (Fla.)	W	H	29	44	292
1969	Duke	L	A	15	31	290
2012	Florida State	L	A	22	39	290
2015	North Carolina	W	N	26	42	289
2004	Wake Forest	W	H	20	41	288

2005	Miami (Fla.)	L	H	31	55	288
2016	Virginia Tech	W	A	23	34	288
2002	South Carolina	W	H	27	39	287
1997	Wake Forest	W	A	18	26	286
2018	Georgia Southern	W	H	21	31	286
1997	Florida State	L	H	20	40	285
1999	NC State	L	A	24	42	285
2014	Boston College	W	A	29	46	285
2017	South Carolina	W	A	25	38	285
2001	Wofford	W	H	26	37	283
2019	Wofford	W	H	19	27	283
2014	Wake Forest	W	A	27	42	282
2018	Furman	W	H	23	35	282
1947	Furman	W	A	11	16	280
2001	Duke	W	H	18	31	280
2015	South Carolina	W	A	20	27	279
2016	Boston College	W	A	16	26	278
2001	Florida State	L	H	22	41	277
2000	Missouri	W	H	15	24	275
2001	Louisiana Tech	W	N	16	29	275
2004	Georgia Tech	L	H	20	43	275



# 200-YARD TEAM PASSING GAMES

1957	Furman	W	A	14	27	274
2002	North Carolina	W	A	12	20	274
1992	Maryland	L	A	25	55	273
1997	Duke	W	H	12	21	273
1999	Wake Forest	W	A	26	40	273
2008	The Citadel	W	H	21	29	273
2003	Florida State	W	H	17	27	272
2006	Kentucky	L	N	23	39	272
1987	NC State	L	H	21	54	271
2011	Troy	W	H	21	31	271
1981	Maryland	W	H	20	29	270
2011	Maryland	W	A	26	38	270
2013	Georgia	W	H	18	30	270
2005	Florida State	W	H	21	33	269
2007	NC State	W	A	25	39	268
2019	Texas A&M	W	H	24	35	268
2014	NC State	W	H	17	30	267
2007	Wake Forest	W	H	27	36	266
2014	South Carolina	W	H	15	21	266
1989	Georgia Tech	L	H	21	33	265
2016	Ohio State	W	N	24	37	265
2017	Wake Forest	W	H	29	41	263
2008	NC State	W	H	20	28	262
2009	Georgia Tech	L	A	15	32	261
2011	Wofford	W	H	18	29	261
1980	Virginia Tech	W	H	14	27	260
2019	Ohio State	W	N	18	33	259
1953	Auburn	L	H	10	21	258
2004	Miami (Fla.)	W	A	21	37	258
1946	Tulane	L	A	15	29	256
1967	Auburn	L	A	18	43	255
2001	Georgia Tech	W	A	18	32	254
2017	Miami (Fla.)	W	N	25	34	254

2019	Louisville	W	A	22	33	253
1971	Virginia	W	A	9	18	252
1999	Maryland	W	A	16	23	252
2008	Boston College	W	A	21	33	252
2015	App State	W	H	21	31	252
2001	Virginia	L	A	25	34	251
2006	Maryland	L	H	18	27	251
2018	Duke	W	H	21	39	251
1997	App State	W	H	20	31	250
1997	NC State	W	A	20	32	250
2011	West Virginia	L	N	24	47	250
1999	South Carolina	W	A	14	27	249
2002	Louisiana Tech	W	H	26	44	249
1983	NC State	W	H	17	26	248
2016	Auburn	W	A	19	34	248
1989	Wake Forest	W	H	15	26	247
1991	Georgia	L	A	19	38	246
2003	Tennessee	W	N	22	40	246
2005	NC State	W	A	22	31	246
2010	South Florida	L	N	24	41	246
1978	The Citadel	W	H	15	17	245
1970	Duke	L	H	23	39	244
1977	Virginia	W	H	13	23	244
1999	Marshall	L	H	27	42	244
2013	NC State	W	A	24	37	244
1975	North Carolina	W	A	12	19	243
2000	Virginia Tech	L	N	21	44	243
2020	The Citadel	W	H	19	27	243
1970	Wake Forest	L	H	21	36	242
2009	Florida State	W	H	18	30	242
1997	UTEP	W	H	18	28	241
1981	Duke	W	A	14	20	240
2011	Virginia Tech	W	N	20	30	240

1995	Wake Forest	W	A	18	25	239
2010	Florida State	L	A	28	44	239
1970	Florida State	L	A	24	48	237
2008	Florida State	L	A	20	35	237
1984	Duke	W	H	12	19	235
2009	Virginia	W	H	19	26	234
2019	LSU	L	N	18	37	234
1984	Virginia	W	A	13	23	233
2018	Georgia Tech	W	A	19	30	232
2019	Florida State	W	H	24	38	232
1991	South Carolina	W	A	13	15	231
1998	Duke	L	A	19	40	231
2010	Wake Forest	W	A	19	25	231
2019	Charlotte	W	H	17	25	231
1991	Maryland	W	H	14	25	230
1970	Virginia	W	H	18	28	229
2007	South Carolina	W	A	28	39	229
1971	NC State	L	H	16	32	227
1973	Virginia	W	H	15	23	227
1993	Florida State	L	A	16	32	227
2008	South Carolina State	W	H	22	31	227
2018	Wake Forest	W	A	25	30	227
2007	Boston College	L	H	26	40	226
1969	Georgia	L	H	20	40	225
2013	South Carolina	L	A	19	28	225
1950	Duquesne	W	H	8	20	223
2002	Virginia	L	A	23	33	223
2000	The Citadel	W	H	21	33	222
2006	Temple	W	N	12	13	222
2019	Georgia Tech	W	H	18	30	221
1981	Wake Forest	W	H	11	19	220
1985	Virginia Tech	W	A	17	30	220
2000	NC State	W	H	18	30	220
2010	Auburn	L	A	20	34	220
2001	Maryland	L	A	18	37	218
2015	Oklahoma	W	N	17	32	218
1969	Georgia Tech	W	A	16	32	216
1978	Maryland	W	A	8	17	216
2005	Duke	W	H	14	24	216
1987	Penn State	W	N	15	24	214
2006	Wake Forest	W	A	20	30	214
2010	North Carolina	L	A	21	39	214
2010	NC State	W	H	20	30	214
1979	Baylor	L	N	17	34	213
1995	Virginia	L	H	19	36	213
2005	Texas A&M	W	H	16	24	213
1968	NC State	W	A	11	19	212
1973	North Carolina	W	A	12	17	212
1975	Duke	L	A	12	15	212
1995	Western Carolina	W	H	13	19	212
2000	Duke	W	A	12	23	212
2009	South Carolina	L	A	22	42	212
2001	Wake Forest	W	A	16	27	211
1989	Virginia	W	H	14	22	210
1993	UNLV	W	H	12	17	209
2002	Ball State	W	H	21	29	209
2014	Syracuse	W	H	24	35	209
1941	South Carolina	L	A	10	20	208
1978	Wake Forest	W	H	11	19	208
1999	North Carolina	W	H	15	26	208
2002	Wake Forest	W	H	22	35	208
2012	Auburn	W	N	24	35	208
1966	Wake Forest	W	A	10	22	207
1980	North Carolina	L	H	11	19	207
2000	Georgia Tech	L	H	15	27	207
2017	Georgia Tech	W	H	22	33	207
1997	Virginia	L	H	26	33	206
2008	Nebraska	L	N	17	37	206
2019	North Carolina	W	A	18	30	206
1992	North Carolina	W	H	13	23	205
2005	Colorado	W	N	21	29	205
1999	Virginia Tech	L	A	28	44	204
2001	South Carolina	L	A	15	29	204
2011	Virginia Tech	W	A	13	32	204
2017	Syracuse	L	A	22	32	204
2013	Florida State	L	H	22	45	203
2014	Georgia	L	A	18	33	203
1947	Presbyterian	W	H	9	14	202
1998	Furman	W	H	12	15	202
2010	Presbyterian	W	H	11	20	202
2016	Wake Forest	W	A	23	33	202
1962	NC State	W	A	11	22	201
1969	Alabama	L	H	16	29	201
1984	Wake Forest	W	A	17	26	201
1973	Wake Forest	W	H	10	25	200
2009	NC State	W	A	13	19	200

Note: Clemson's record when totaling at least 200 passing yards is 209-73.



CULLEN HARPER TOTALED 200 PASSING YARDS 13 TIMES AS A TIGER, INCLUDING 229 YARDS IN CLEMSON'S WIN AT SOUTH CAROLINA IN 2007.



# OFFENSIVE TEAM SEASON BESTS

WINS		
1.	2018	15-0
2.	2015	14-1
	2016	14-1
	2019	14-1
5.	1981	12-0
	2017	12-2
7.	1948	11-0
	1978	11-1
	2012	11-2
	2013	11-2
11.	1987	10-2
	1988	10-2
	1989	10-2
	1990	10-2
	2011	10-4
	2014	10-3
	2020	10-2

WINNING PERCENTAGE		
1.	2018	15-0 100.0
	1981	12-0 100.0
	1948	11-0 100.0
	1900	6-0 100.0
5.	1950	9-0-1 95.0
6.	2015	14-1 93.3
	2016	14-1 93.3
	2019	14-1 93.3
9.	1978	11-1 91.7
10.	1939	9-1 90.0

Note: Minimum six games.

PLAYS		
1.	2016	1221
2.	2015	1207
3.	2018	1076
4.	2019	1075
5.	2012	1062
6.	2011	1055
7.	2017	1048
8.	2013	1037
9.	2014	990
10.	2007	963

PLAYS PER GAME		
1.	2012	81.7
2.	2016	81.4
3.	2015	80.5
4.	2013	79.8
5.	1978	78.8
6.	2000	77.6
7.	1999	76.7
8.	1991	76.5
9.	1986	76.4
10.	2014	76.2

YARDS PER PLAY		
1.	2019	7.38
2.	2018	7.35
3.	2020	6.69
4.	2006	6.50
5.	2015	6.39
6.	2013	6.36
7.	2012	6.28
8.	2016	6.18
9.	1950	6.16
10.	2011	5.85

YARDS		
1.	2019	7931
2.	2018	7908
3.	2015	7718
4.	2016	7552
5.	2012	6665
6.	2013	6600
7.	2011	6171
8.	2020	6028
9.	2017	6014
10.	2003	5467

YARDS PER GAME		
1.	2019	528.7
2.	2018	527.2
3.	2015	514.5
4.	2012	512.7
5.	2013	507.7
6.	2016	503.5
7.	2020	502.3
8.	2011	440.8

9.	2000	436.8
10.	2001	432.0

CARRIES		
1.	1978	741
2.	1979	725
3.	1981	705
	1986	705
5.	2015	679
6.	1989	678
7.	1988	673
8.	1990	667

CARRIES PER GAME		
1.	1978	61.8
2.	1979	60.4
3.	1981	58.8
	1986	58.8
5.	1963	56.5
	1989	56.5
7.	1982	56.2

RUSHING YARDS		
1.	2018	3723
2.	2019	3606
3.	1978	3469
4.	2015	3345
5.	1986	3245
6.	1988	3241
7.	1991	3019
8.	1981	2977
9.	1987	2972
10.	1990	2956

YARDS PER CARRY		
1.	2018	6.55
2.	2019	6.37
3.	2006	5.72
4.	1941	5.07
5.	1950	5.02
6.	2015	4.93
7.	1949	4.89
8.	1992	4.88
9.	1988	4.82
10.	2009	4.81

RUSH YARDS PER GAME		
1.	1978	289.1
2.	1950	280.5
3.	1986	270.4

4.	1988	270.1
5.	1992	257.1
6.	1991	251.6
7.	1983	250.2

COMPLETIONS		
1.	2016	422
2.	2015	356
3.	2013	341
4.	2018	328
5.	2019	326
	2020	326
7.	2012	318
8.	2011	311
9.	2017	309
10.	2003	300

COMPLETIONS PER GAME		
1.	2016	28.1
2.	2020	27.2
3.	2013	26.2
4.	2012	24.5
5.	2015	23.7
6.	2003	23.1
7.	2007	22.7
8.	2014	22.5
9.	2011	22.2
10.	2017	22.1

PASS ATTEMPTS		
1.	2016	629
2.	2015	528
3.	2011	525
4.	2019	509
5.	2018	508
6.	2013	493
7.	2003	490
	2020	490
9.	2012	474
10.	2017	470

PASS ATTEMPTS PER GAME		
1.	2016	41.9
2.	2020	40.8
3.	2013	37.9
4.	2003	37.7
5.	2011	37.5
6.	2012	36.5
7.	2002	35.5
8.	1999	35.3

9.	2015	35.2
10.	2007	35.0

PASSING YARDS		
1.	2016	5009
2.	2015	4373
3.	2013	4330
4.	2019	4325
5.	2018	4185
6.	2020	4182
7.	2012	4181
8.	2011	3952
9.	2003	3687
10.	2014	3404

PASS YARDS PER GAME		
1.	2020	348.5
2.	2016	333.9
3.	2013	333.1
4.	2012	321.6
5.	2015	291.5
6.	2019	288.3
7.	2003	283.6
8.	2011	282.3
9.	2018	279.0
10.	2014	261.8

COMPLETION PERCENTAGE		
1.	2013	69.2
2.	2015	67.4
3.	2016	67.1
4.	2012	67.1
5.	2020	66.5
6.	2005	65.8
7.	2017	65.7
8.	2007	64.8
9.	2014	64.7
10.	2018	64.6

PASS EFFICIENCY		
1.	2013	164.2
2.	2012	163.1
3.	2019	157.4
4.	2020	156.7
5.	2018	154.7
6.	2015	153.2
7.	2016	152.2
8.	1950	148.0
9.	2007	142.1
10.	1989	139.8

INTERCEPTION AVOIDANCE		
1.	2020	1.22
2.	2007	1.32
3.	2018	1.57
4.	2017	1.91
5.	2019	1.96
6.	1988	1.99
7.	1992	2.05
8.	2011	2.29
9.	1990	2.33
10.	2013	2.43

TOUCHDOWNS		
1.	2018	90
2.	2019	88
3.	2016	75
4.	2015	71
5.	2013	69
6.	2012	68
7.	2020	67
8.	2017	62
9.	2011	58
10.	2000	55
	2006	55

POINTS		
1.	2018	664
2.	2019	659
3.	2016	588
4.	2015	577
5.	2012	533
6.	2013	522
	2020	522
8.	2011	470
9.	2017	466
10.	2009	436

POINTS PER GAME		
1.	2018	44.3
2.	2019	43.9
3.	2020	43.5
4.	2012	41.0
5.	2013	40.2
6.	2016	39.2
7.	2015	38.5
8.	2000	34.7
9.	1950	34.4
10.	2011	33.6

SCORING MARGIN		
1.	1900	+35.3
2.	2018	+31.1
3.	1901	+30.4
	2019	+30.4
5.	1950	+26.7
6.	1903	+24.2
7.	2020	+23.3
8.	1898	+22.5
9.	2016	+21.2
10.	1978	+19.8

PUNTING AVERAGE		
1.	1984	44.0
2.	1990	43.7
3.	1983	43.3
4.	1979	43.0
5.	1989	42.7
6.	2010	42.5
7.	2014	42.4
8.	2020	42.4

NET PUNTING AVERAGE		
1.	1984	42.7
2.	2019	41.4
3.	2010	40.5
4.	1983	40.3
5.	2014	40.2
6.	2020	39.5
7.	1981	39.4
8.	1989	39.3
9.	1979	39.0
10.	2006	38.6

PUNT RETURN AVERAGE		
1.	1948	17.1
2.	1954	16.3
3.	1961	15.9
4.	2000	15.0
5.	1970	14.9

6.	2009	14.4
7.	1938	14.2
8.	1987	13.6
9.	1993	12.9

KICKOFF RETURN AVERAGE		
1.	2003	27.7
2.	2004	27.1
3.	2006	25.4
4.	2002	24.3
5.	2007	23.9
6.	1997	23.9
7.	1959	23.9
8.	2009	23.8
9.	1968	23.4

FIRST DOWNS		
1.	2016	403
2.	2015	393
	2019	393
4.	2018	358
5.	2012	341
6.	2013	327
7.	2011	315
8.	2017	309
9.	2003	303
10.	2020	295

FIRST DOWNS PER GAME		
1.	2016	26.9
2.	2012	26.2
3.	2015	26.2
	2019	26.2
5.	2013	25.2
6.	2020	24.6
7.	2018	23.9
8.	2001	23.5
9.	2003	23.3
10.	2000	22.8

FEWEST TURNOVERS		
1.	1940	8
2.	1938	10
3.	1994	12
	2007	12
5.	1988	13
	1989	13
7.	2005	15
	2019	15
	2020	15
10.	2017	16

FEWEST TURNOVERS PER GAME		
1.	1940	0.88
2.	2007	0.92
3.	2019	1.00
4.	1988	1.08
	1989	1.08
6.	1994	1.09
7.	1938	1.11
8.	2018	1.13
9.	2017	1.14
10.	2020	1.25

# DEFENSIVE TEAM SEASON BESTS

PLAYS		
1.	1943	462
2.	1940	468
3.	1941	487
4.	1946	489
5.	1938	491
6.	1953	516
7.	1939	519
8.	1944	519

PLAYS PER GAME		
1.	1939	51.9
2.	1940	52.0
3.	1954	52.8
4.	1945	53.3
5.	1941	54.1
6.	1946	54.3
7.	1963	54.4

YARDS PER PLAY		
1.	1939	3.03
2.	1954	3.34
3.	1963	3.40
4.	1990	3.52
5.	1940	3.53
6.	1959	3.53
7.	1938	3.55

YARDS PER GAME		
1.	1939	157.5
2.	1954	176.1
3.	1948	177.2
4.	1940	183.6
5.	1963	184.7
6.	1945	193.2
7.	1938	193.3

CARRIES		
1.	1941	334
2.	1946	336
3.	1940	339
4.	1963	344
5.	1943	349
6.	1945	364

CARRIES PER GAME		
1.	1986	32.8
2.	1990	33.5
3.	1991	33.5
4.	2008	34.1
5.	1963	34.4
6.	1995	34.6
7.	1987	34.7

8. 2007 34.8

RUSHING YARDS		
1.	1991	733
2.	1990	848
3.	1941	904
4.	1987	912
5.	1963	931
6.	1954	969
7.	1997	970
8.	1982	1068

RUSH YARDS PER GAME		
1.	1991	61.1
2.	1990	70.9
3.	1987	82.6
4.	1997	88.2
5.	1963	93.1
6.	2018	96.3
7.	1989	96.9
8.	1954	96.9

YARDS PER CARRY		
1.	1991	1.82
2.	1990	2.11
3.	1987	2.42
4.	1954	2.50
5.	2018	2.51
6.	1981	2.54
7.	1982	2.67
8.	1997	2.68

COMPLETIONS		
1.	1939	32
2.	1938	39
3.	1940	46
4.	1956	48
5.	1942	49
6.	1955	49
7.	1957	49

COMPLETIONS PER GAME		
1.	1939	3.2
2.	1938	4.3
3.	1956	4.4
4.	1942	4.9
5.	1955	4.9
6.	1957	4.9
7.	1940	5.1

PASS ATTEMPTS		
1.	1938	105
2.	1939	109

OVERTIME GAMES (7-7)						
Date	Opponent	Site	W-L	Score	OT	Deciding Play
11-8-97	Duke	H	W	29-20	1	*Rahim Abdullah 63 interception return
9-29-01	Georgia Tech	A	W	47-44	1	*Woodrow Dantzler 11 run
10-11-03	Virginia	H	W	30-27	1	*Kevin Youngblood 4 pass from Charlie Whitehurst
9-4-04	Wake Forest	H	W	37-30	2	Kyle Browning 11 pass from Charlie Whitehurst
11-6-04	Miami (Fla.)	A	W	24-17	1	Reggie Merriweather 2 run
9-17-05	Miami (Fla.)	H	L	30-36	3	Tyrone Moss 25 run
9-24-05	Boston College	H	L	13-16	1	*Brian Toal 1 run
9-9-06	Boston College	A	L	33-34	2	L.V. Whitworth 6 run, *Ryan Ohliger extra point
12-31-07	Auburn	N1	L	20-23	1	*Kodi Burns 7 run
10-24-09	Miami (Fla.)	A	W	40-37	1	*Jacoby Ford 26 pass from Kyle Parker
9-18-10	Auburn	A	L	24-27	1	Wes Byrum 39 FG
9-20-14	Florida State	A	L	17-23	1	*Karlos Williams 12 run
10-15-16	NC State	H	W	24-17	1	Artavis Scott 10 pass from Deshaun Watson
11-7-20	Notre Dame	A	L	40-47	2	Kyren Williams 3 run

\* - score ended game; N1 - Atlanta, Ga.; Note: Home games in bold.

3.	1944	109
4.	1943	113
5.	1956	124
6.	1940	129
7.	1957	129

PASS ATTEMPTS PER GAME		
1.	1939	10.9
2.	1959	11.3
3.	1938	11.7
4.	1944	12.1
5.	1975	12.5
6.	1957	12.9
7.	1955	13.4

PASSING YARDS		
1.	1939	449
2.	1956	526
3.	1938	531
4.	1940	558
5.	1957	597
6.	1942	724
7.	1954	792

PASS YARDS PER GAME		
1.	1938	33.0
2.	1939	44.9
3.	1956	52.6
4.	1957	59.7
5.	1944	71.0
6.	1942	72.4

COMPLETION PERCENTAGE		
1.	1939	29.4
2.	1951	34.7
3.	1945	35.5
4.	1940	35.7
5.	1953	35.7
6.	1944	36.7
7.	1955	37.0

PASS EFFICIENCY		
1.	1951	48.7
2.	1956	55.0
3.	1950	59.1
4.	1964	76.7
5.	1952	81.0
6.	1978	81.7
7.	1981	81.9
8.	1971	86.6

INTERCEPTIONS		
1.	1951	25
2.	1978	24
3.	1981	23
4.	1950	22
5.	1995	22
6.	1948	21
7.	1977	21
8.	1989	21
9.	2002	21
10.	2009	21

INTERCEPTIONS PER GAME		
1.	1951	2.27

2.	1950	2.20
3.	1940	2.11
4.	1978	2.00
5.	1981	1.91
6.	1948	1.91
7.	1945	1.90
8.	1964	1.90

INTERCEPTION RETURN YARDS		
1.	2008	368
2.	1951	363
3.	1959	349
4.	1970	344
5.	2009	342
6.	2018	328
7.	1978	327
8.	1987	318

TOUCHDOWNS ALLOWED		
1.	1939	6
2.	1940	8
3.	1950	11
4.	1956	11
5.	1979	11
6.	1981	11
7.	1990	11
8.	1967	15

POINTS ALLOWED PER GAME		
1.	1939	4.5
2.	1938	6.2
3.	1948	6.9
4.	1945	7.3

5.	1956	7.4
6.	1950	7.6
7.	1957	7.8

TURNOVERS FORCED		
1.	1981	41
2.	1950	40
3.	1978	38
4.	1983	38
5.	1989	38
6.	1973	37
7.	1977	35
8.	1982	35

TURNOVERS FORCED PER GAME		
1.	1943	4.00
2.	1950	4.00
3.	1952	3.56
4.	1983	3.45
5.	1981	3.42
6.	1945	3.40
7.	1964	3.40
8.	1968	3.40

SACKS		
1.	2018	54
2.	2016	49
3.	2015	48
4.	1999	47
5.	2019	47
6.	1996	46
7.	1992	46
8.	2017	46
9.	2020	46

SACKS PER GAME		
1.	1992	4.18
2.	1999	3.92
3.	1996	3.83
4.	2020	3.83
5.	2004	3.81
6.	1984	3.73

TACKLES FOR LOSS		
1.	2018	136
2.	2014	131
3.	2016	130
4.	2015	126
5.	2013	122
6.	1991	119
7.	2019	119
8.	1990	116
9.	2004	112
10.	1996	112

TACKLES FOR LOSS PER GAME		
1.	2004	10.2
2.	2014	10.1
3.	1991	9.9
4.	1990	9.7
5.	2013	9.4
6.	1996	9.3
7.	2020	9.1
8.	2018	9.1
9.	1992	8.6

Note: **Bold** denotes under Dabo Swinney as a full-time head coach.



THE 2018 DEFENSE SET TIGER RECORDS FOR SACKS (54) AND TACKLES FOR LOSS (136).



# INDIVIDUAL RECORDS

## RUSHING

### CARRIES

**Game:** 36, Jim Shirley vs. NC State, 10-6-1951; Ray Yauger vs. Wake Forest, 10-18-1969; Raymond Priester vs. Maryland, 10-25-1997  
**Season:** 283, Wayne Gallman, 2015  
**Career:** 805, Raymond Priester, 1994-97

### CONSECUTIVE CARRIES

**Game:** 12, Raymond Priester vs. Maryland, 10-25-1997

### RUSHING YARDS

**Half:** 240, Don King vs. Fordham (1st half), 11-8-1952  
**Game:** 263, Raymond Priester vs. Duke, 11-11-1995  
**Season:** 1,658, Travis Etienne, 2018  
**Career:** 4,952, Travis Etienne, 2017-20

### RUSHING YARDS PER GAME

**Season:** 112.1, Raymond Priester, 1996 (1,345 in 12 games)  
**Career:** 90.0, Travis Etienne, 2017-20 (4,952 in 55 games)

### YARDS PER CARRY

**Game:** (Min. 5 Carries) 30.4, Ken Moore (5-152) vs. The Citadel, 11-27-1954  
**Season:** (Min. 200 Yards) 9.9, Derrick Hamilton, 2002 (21-208) (Min. 300 Yards) 8.8, Lyn-J Dixon, 2018 (62-547) (Min. 600 Yards) 8.1, Travis Etienne, 2018 (204-1658)  
**Career:** (Min. 1,000 Yards) 7.2 by Travis Etienne, 2017-20 (686-4952) (Min. 2,000 Yards) 7.2 by Travis Etienne, 2017-20 (686-4952)

### 100-YARD GAMES

**Season:** 9, Wayne Gallman, 2015  
**Career:** 20, Travis Etienne, 2017-20

### CONSECUTIVE 100-YARD GAMES

**Season:** 6, Travis Etienne, 2019  
**Career:** 6, Travis Etienne, 2019  
**By a QB:** 4, Woodrow Dantzler, 2000

### 100-YARD GAMES VS. ONE OPPONENT

**Career:** 3, Kenny Flowers vs. Duke, 1983-85; Wayne Gallman vs. South Carolina, 2014-16; Travis Etienne vs. Wake Forest, 2018-20

### 200-YARD GAMES

**Season:** 2, Terrence Flagler, 1986; Travis Etienne, 2019  
**Career:** 3, Travis Etienne, 2017-20

### RUSHING YARDS IN A SERIES IN A SEASON

**2 Games:** 387, Terrence Flagler, 1986  
**3 Games:** 520, Woodrow Dantzler, 2000  
**4 Games:** 654, Travis Etienne, 2018  
**5 Games:** 752, Travis Etienne, 2019  
**6 Games:** 873, Travis Etienne, 2019

### RUSHING YARDS BY A FRESHMAN

**Game:** 234, Don King vs. Fordham, 11-8-1952  
**Season:** 973, Terry Allen, 1987

### RUSHING YARDS BY A QUARTERBACK

**Game:** 220, Woodrow Dantzler vs. Virginia, 9-23-2000  
**Season:** 1,105, Deshaun Watson, 2015  
**Career:** 2,761, Woodrow Dantzler, 1998-01

### RUSHING YARDS BY TWO PLAYERS

**Game:** 358, Raymond Priester (263) & Nealon Greene (95) vs. Duke, 11-11-1995  
**Season:** 2,632, Wayne Gallman (1,527) & Deshaun Watson (1,105), 2015  
**Career:** 5,819, Travis Zachery (3,058) & Woodrow Dantzler (2,761), 1998-01

° - two players in the same senior class

### RUSHING TOUCHDOWNS

**Game:** 5, Stumpy Banks vs. Furman, 10-13-1917; Maxcey Welch vs. Newberry, 10-17-1930  
**Season:** 24, Travis Etienne, 2018  
**Career:** 70, Travis Etienne, 2017-20

## PASSING

### PASSING ATTEMPTS

**Half:** 46, Rodney Williams vs. NC State (2nd), 10-24-1987  
**Game:** 70, Deshaun Watson vs. Pittsburgh, 11-12-2016  
**Season:** 579, Deshaun Watson, 2016  
**Career:** 1,402, Tajh Boyd, 2010-13

## PASSING ATTEMPTS PER GAME

**Season:** 38.6, Deshaun Watson, 2016 (579 in 15 games)  
**Career:** 31.8, Deshaun Watson, 2014-16 (1,207 in 38 games)

### COMPLETIONS

**Game:** 52, Deshaun Watson vs. Pittsburgh, 11-12-2016  
**Consecutive Games:** 75, Deshaun Watson, vs. Pittsburgh, Wake Forest, 2016  
**Three Consecutive Games:** 102, Deshaun Watson, vs. Pittsburgh, Wake Forest, South Carolina, 2016  
**Consecutive Games With 20:** 6, Charlie Whitehurst, 2003; Deshaun Watson, 2015  
**Season:** 388, Deshaun Watson, 2016  
**Career:** 901, Tajh Boyd, 2010-13

### COMPLETIONS PER GAME

**Season:** 25.9, Deshaun Watson, 2016 (388 in 15 games)  
**Career:** 21.4, Deshaun Watson, 2014-16 (814 in 38 games)

### CONSECUTIVE COMPLETIONS

**Game:** 18, Trevor Lawrence vs. South Carolina, 11-30-2019  
**Season:** 19, Deshaun Watson, 2016 (last 9 vs. South Carolina, first 10 vs. Virginia Tech)

### CONSECUTIVE GAMES COMPLETING A PASS

**Season:** 15, Deshaun Watson, 2015,16; Trevor Lawrence, 2018,19  
**Career:** 46, Rodney Williams, 1985-88

### COMPLETION PERCENTAGE

**Game:** (Min. 9 Att.) 100.0, Steve Fuller vs. The Citadel, 9-16-1978 (9-9)  
(Min. 15 Att.) 95.0, Cole Stoudt vs. South Carolina State, 9-7-2013 (19-20)  
(Min. 20 Att.) 95.0, Cole Stoudt vs. South Carolina State, 9-7-2013 (19-20)  
**Season:** (Min. 100 Att.) 68.5, Tajh Boyd, 2013 (283-413)  
**Career:** (Min. 200 Att.) 67.4, Deshaun Watson, 2014-16 (814-1207)

### PASSING YARDS

**Game:** 580\*, Deshaun Watson vs. Pittsburgh, 11-12-2016  
**Season:** 4,593\*, Deshaun Watson, 2016  
**Career:** 11,904, Tajh Boyd, 2010-13

### PASSING YARDS PER GAME

**Season:** 315.3, Trevor Lawrence, 2020  
**Career:** 267.4, Deshaun Watson, 2014-16

### PASSING YARDS IN CONSECUTIVE GAMES

**2 Games:** 789, Tajh Boyd, 2013  
**3 Games:** 1,135, Deshaun Watson, 2016  
**4 Games:** 1,513, Deshaun Watson, 2016  
**5 Games:** 1,783, Deshaun Watson, 2016  
**6 Games:** 2,096, Deshaun Watson, 2016

### YARDS PER COMPLETION

**Game:** (Min. 8 Comp.) 28.0, Tommy Kendrick vs. Virginia, 10-16-1971 (9-252)  
**Season:** (Min. 45 Comp.) 21.3, Bobby Gage, 1947 (47-1002)  
**Career:** (Min. 100 Comp.) 19.9, Bobby Gage, 1945-48 (123-2448)

### YARDS PER PASSING ATTEMPT

**Game:** (Min. 10 Att.) 22.27, Bobby Gage vs. Furman, 11-8-1947 (11-245)  
**Season:** (Min. 100 Att.) 10.70, Deshaun Watson, 2014 (137-1466)  
**Career:** (Min. 200 Att.) 8.87, Trevor Lawrence, 2018-20 (758-1138)

### 200-YARD PASSING GAMES

**Season:** 13, Tajh Boyd, 2011; Deshaun Watson, 2016  
**Career:** 35, Tajh Boyd, 2010-13

### 300-YARD PASSING GAMES

**Season:** 7, Tajh Boyd, 2012,13; Deshaun Watson, 2016  
**Career:** 18, Tajh Boyd, 2010-13

### PASSING TOUCHDOWNS

**Half:** 5, Tajh Boyd vs. Wake Forest, 10-25-2012 (1st); Tajh Boyd vs. Duke, 11-3-2012 (1st); Tajh Boyd vs. The Citadel, 11-23-2013 (1st); Trevor Lawrence vs. Georgia Tech, 10-17-2020 (1st)  
**Game:** 6, Deshaun Watson vs. North Carolina, 9-27-2014; Deshaun Watson vs. South Carolina, 11-26-2016  
**Season:** 41, Deshaun Watson, 2016  
**Career:** 107, Tajh Boyd, 2010-13

### PASSING TOUCHDOWNS PER GAME

**Season:** 2.73, Deshaun Watson, 2016 (41 in 15 games)  
**Career:** 2.37, Deshaun Watson, 2014-16 (90 in 38 games)

## PASS EFFICIENCY RATING

**Game:** (Min. 10 Att.) 310.7, Bobby Gage vs. Furman, 11-8-1948 (9-11-245-1-2)  
(Min. 20 Att.) 261.9, Tajh Boyd vs. Syracuse, 10-5-2013 (20-27-455-2-5)  
**Season:** (Min. 100 Att.) 188.6, Deshaun Watson, 2014  
**Career:** (Min. 300 Att.) 164.3, Trevor Lawrence, 2018-20

### PASSES HAD INTERCEPTED

**Game:** 5, Don King vs. Auburn, 11-21-1953  
**Season:** 20, Tommy Kendrick, 1969  
**Career:** 46, Charlie Whitehurst, 2002-05

### LOWEST INTERCEPTION PERCENTAGE

**Season:** (Min. 75 Att.) 0.00, D.J. Uiagalelei, 2020 (0 in 117 attempts)  
**Career:** (Min. 100 Att.) 0.00, D.J. Uiagalelei, 2020 (0 in 117 attempts)

### CONSECUTIVE PASSES WITHOUT AN INTERCEPTION

**Start of Career:** 165, Cullen Harper, 2005-07  
**Season:** 239, Trevor Lawrence, 2019  
**Career:** 366, Trevor Lawrence, 2019-20

### WINS AS A STARTING QUARTERBACK

**FY Freshman:** 11, Trevor Lawrence, 2018  
**FY Starter:** 12, Kelly Bryant, 2017  
**Season:** 14, Deshaun Watson, 2015,16; Trevor Lawrence, 2019  
**Career:** 34, Trevor Lawrence, 2018-20

### WINNING PERCENTAGE AS A STARTING QUARTERBACK

**Season:** 100.0, Homer Jordan, 1981 (12-0)  
**Career:** (Min. 15 Games) 94.4, Trevor Lawrence, 2018-20 (34-2)

### TOP-25 WINS AS A STARTING QUARTERBACK

**Season:** 6, Kelly Bryant, 2017  
**Career:** 9, Deshaun Watson, 2014-16; Trevor Lawrence, 2018-20

### STARTS AT QUARTERBACK

**Career:** 44, Rodney Williams, 1985-88

### CONSECUTIVE STARTS AT QUARTERBACK

**Career:** 40, Tajh Boyd, 2011-13

## TOTAL OFFENSE

### TOTAL OFFENSE PLAYS

**Game:** 79, Tajh Boyd vs. LSU, 12-31-2012  
**Season:** 745, Deshaun Watson, 2016  
**Career:** 1,907, Tajh Boyd, 2010-13 (1,402 passes, 505 rushes)

### TOTAL OFFENSE YARDS

**Game:** 588, Deshaun Watson vs. Pittsburgh, 11-12-2016  
**Season:** 5,219, Deshaun Watson, 2016  
**Career:** 13,069, Tajh Boyd, 2010-13  
**vs. One Team/Career:** 1,255, Tajh Boyd vs. Wake Forest, 2010-13

### TOTAL OFFENSE YARDS PER GAME

**Season:** 347.9, Deshaun Watson, 2015  
**Career:** 318.3, Deshaun Watson, 2014-16

### TOTAL OFFENSE YARDS PER PLAY

**Game:** 12.9, Tajh Boyd vs. Syracuse, 10-5-2013 (35 plays, -5 rush, 455 pass for 450 yards)  
**Season:** 8.3, Trevor Lawrence, 2020 (402 plays, 203 rush, 3,153 pass for 3,356 yards)  
**Career:** 8.1, Trevor Lawrence, 2018-20 (1,369 plays, 943 rush, 10,098 pass for 11,041 yards)  
Note: Only quarterbacks listed.

### 200-YARD TOTAL OFFENSE GAMES

**Season:** 14, Deshaun Watson, 2015,16  
**Career:** 36, Tajh Boyd, 2010-13

### 300-YARD TOTAL OFFENSE GAMES

**Season:** 11, Deshaun Watson, 2016  
**Career:** 22, Tajh Boyd, 2010-13; Deshaun Watson, 2014-16

### 100-YARD RUSHING, 300-YARD TOTAL OFFENSE GAMES

**Season:** 5, Woodrow Dantzler, 2001; Deshaun Watson, 2015  
**Career:** 11, Woodrow Dantzler, 1998-01

# INDIVIDUAL RECORDS

## RECEIVING

### RECEPTIONS

**Game:** 16, Sammy Watkins vs. Ohio State, 1-3-2014  
**Season:** 101, Sammy Watkins, 2013  
**Career:** 245, Artavis Scott, 2014-16

### RECEPTIONS PER GAME

**Season:** 7.77 by Sammy Watkins, 2013 (101 in 13 games)  
**Career:** 6.67 by Sammy Watkins, 2011-13 (240 in 36 games)

### RECEIVING YARDS

**Half:** 177, Sammy Watkins vs. Wake Forest, 10-25-2012 (1st)  
**Game:** 227, Sammy Watkins vs. Ohio State, 1-3-2014  
**Season:** 1,464, Sammy Watkins, 2013  
**Career:** 3,391, Sammy Watkins, 2011-13

### RECEIVING YARDS PER GAME

**Season:** 112.6 by Sammy Watkins, 2013 (1,464 in 13 games)  
**Career:** 94.2 by Sammy Watkins, 2011-13 (3,391 in 36 games)

### 100-YARD RECEIVING GAMES

**Season:** 8, Sammy Watkins, 2013  
**Career:** 15, Sammy Watkins, 2011-13  
**Consecutive:** 3, Charlie Waters, 1969; Tony Horne, 1997; Rod Gardner, 2000; DeAndre Hopkins, 2011-12; Sammy Watkins, 2011,13; Cornell Powell, 2020

### YARDS PER RECEPTION

**Game:** (Min. 5 rec.) 35.2, Martavis Bryant vs. Georgia Tech, 11-14-2013 (5-176)  
**Season:** (Min. 10 rec.) 32.1, Gary Cooper, 1988 (13-417)  
**(Min. 20 rec.) 21.7, Justyn Ross, 2018 (46-1000)**  
**Career:** (Min. 35 rec.) 22.2, Martavis Bryant, 2011-13 (61-1354)

### RECEIVING TOUCHDOWNS

**Quarter:** 3, DeAndre Hopkins vs. Ball State, 9-8-2012 (2nd); DeAndre Hopkins vs. Duke, 11-3-2012 (1st)  
**Game:** 3, Dreher Gaskin vs. Auburn, 11-21-1953; Tony Horne vs. UTEP, 10-4-1997; Rod Gardner vs. North Carolina, 10-21-2000; DeAndre Hopkins vs. Ball State, 9-8-2012; DeAndre Hopkins vs. Duke, 11-3-2012; Mike Williams vs. South Carolina, 11-26-2016; Diondre Overton vs. Boston College, 10-26-2019; Tee Higgins vs. Wake Forest, 11-16-2019; Tee Higgins vs. Virginia, 12-7-2019  
**Season:** 18, DeAndre Hopkins, 2012  
**Career:** 27, DeAndre Hopkins, 2010-12; Sammy Watkins, 2011-13; Tee Higgins, 2017-19

### RECEPTIONS BY A RUNNING BACK

**Game:** 9, Jamie Harper vs. Florida State, 11-13-2010  
**Season:** 48, Travis Etienne, 2020  
**Career:** 123, C.J. Spiller, 2006-09

### RECEIVING YARDS BY A RUNNING BACK

**Game:** 140, Travis Etienne vs. Boston College, 10-31-2020  
**Season:** 588, Travis Etienne, 2020  
**Career:** 1,420, C.J. Spiller, 2006-09

### RECEPTIONS BY A TIGHT END

**Game:** 9, John McMakin vs. Florida State, 11-7-1970; Brandon Ford vs. LSU, 12-31-2012  
**Season:** 50, Dwayne Allen, 2011  
**Career:** 112, Jordan Leggett, 2013-16

### RECEIVING YARDS BY A TIGHT END

**Game:** 122, Jordan Leggett vs. Florida State, 10-29-2016  
**Season:** 736, Jordan Leggett, 2016  
**Career:** 1,598, Jordan Leggett, 2013-16

### RECEIVING TOUCHDOWNS BY A TIGHT END

**Game:** 2 by many  
**Season:** 8, Dwayne Allen, 2011; Brandon Ford, 2012; Jordan Leggett, 2015  
**Career:** 18, Jordan Leggett, 2013-16

### CONSECUTIVE GAMES WITH A RECEPTION

**Career:** 43, Hunter Renfrow, 2015-18

## INTERCEPTIONS

### INTERCEPTIONS

**Quarter:** 3, Brian Dawkins vs. Duke, 11-11-1995  
**Game:** 3, Kit Jackson vs. Wake Forest, 10-30-1965; Leomont Evans vs. NC State, 9-30-1995; Brian Dawkins vs. Duke, 11-11-1995; Alex Ardley vs. Maryland, 10-14-2000; Michael Hamlin vs. The Citadel, 9-6-2008  
**Season:** 8, Robert O'Neal, 1989; Justin Miller, 2002; DeAndre McDaniel, 2009  
**Career:** 17, Terry Kinard, 1979-82

### INTERCEPTION RETURN YARDS

**Game:** 101, Willie Underwood vs. South Carolina, 11-22-1980  
**Season:** 156, Don Kelley, 1970  
**Career:** 275, Rex Varn, 1976-79

### AVERAGE INTERCEPTION RETURN YARDS

**Game:** (Min. 2) 50.5, Willie Underwood vs. South Carolina, 11-22-1980 (2-101)  
**Season:** (Min. 3) 52.0, Don Kelley, 1970 (3-156)  
**Career:** (Min. 5) 36.0, K'Von Wallace, 2016-19 (5-180)

### INTERCEPTION RETURNS FOR TOUCHDOWN

**Game:** 1 by many  
**Season:** 3, Arlington Nunn, 1990  
**Career:** 3, Arlington Nunn, 1987-90

### INTERCEPTIONS BY A LINEBACKER

**Game:** 2, Johnny Rembert vs. Western Carolina, 11-25-1982  
**Season:** 6, Johnny Rembert, 1982  
**Career:** 8, Johnny Rembert, 1981,82

## PUNTING

### PUNTS

**Game:** 13, Marion Butler vs. Wake Forest, 10-31-1942; Kevin Laird vs. Florida State, 10-17-1998  
**Season:** 81, David Sims, 1979  
**Career:** 229, Will Spiers, 2017-20

### PUNTING AVERAGE

**Game:** (Min. 3 punts) 55.3, Dale Hatcher vs. Kentucky, 10-2-1982 (3-166)  
**Season:** (Min. 25 punts) 44.5, Chris Gardocki, 1990 (58-2580)  
**Career:** (Min. 50 punts) 43.5, Chris Gardocki, 1988-90 (151-6566)

### NET PUNTING AVERAGE

**Game:** (Min. 4 punts) 51.0, Dawson Zimmerman vs. North Texas, 9-4-2010 (6 punts)  
**Season:** (Min. 25 punts) 42.7, Dale Hatcher, 1984 (54 punts)  
**Career:** (Min. 50 punts) 40.7, Dale Hatcher, 1981-84 (191 punts)

### PUNTS OF 50+ YARDS

**Game:** 6, Banks McFadden vs. Tulane, 9-30-1939 (12 punts)  
**Season:** 22, Banks McFadden, 1939 (65 punts)  
**Career:** 46, Will Spiers, 2017-20 (229 punts)

### PUNTS INSIDE THE 20

**Game:** 7, Kevin Laird vs. LSU, 12-28-1996  
**Season:** 28, Bradley Pinion, 2014  
**Career:** 81, Will Spiers, 2017-20

### PUNTING YARDS

**Game:** 546, Kevin Laird vs. Virginia Tech, 9-12-1998  
**Season:** 3,468, David Sims, 1979  
**Career:** 9,483, Will Spiers, 2017-20

## PUNT RETURNS

### PUNT RETURNS

**Game:** 10, Shad Bryant vs. Furman, 11-25-1939  
**Season:** 39, Amari Rodgers, 2018  
**Career:** 88, Marion Butler, 1941-43,45

### PUNT RETURN YARDS

**Game:** 167\*, Don Kelley vs. Maryland, 10-31-1970 (4 returns)  
**Season:** 487, Shad Bryant, 1938 (27 returns)  
**Career:** 779, Shad Bryant, 1937-39

### PUNT RETURN AVERAGE

**Game:** (Min. 2 Ret.) 51.0, Richie Luzzi vs. Georgia, 9-28-1968 (2-102)  
(Min. 4 Ret.) 41.8\*, Don Kelley vs. Maryland, 10-31-1970 (4-167)  
**Season:** (Min. 10 Att) 16.9, Bobby Gage, 1948 (12-203)  
**Career:** (Min. 20 Att.) 17.5, Streak Lawton, 1934-36 (26-456)

## RETURN YARDS (PR & IR)

**Game:** 223\*, Don Kelley vs. Maryland, 10-31-1970  
**Season:** 545, Don Kelley, 1970  
**Career:** 820, Shad Bryant, 1937-39 (779 PR, 41 IR)

## TAKEAWAY RETURN YARDS (FR & IR)

**Game:** 101, Willie Underwood vs. South Carolina, 11-22-1980  
**Season:** 160, Antwan Edwards, 1998 (104 FR, 56 IR)  
**Career:** 299, Antwan Edwards, 1995-98 (104 FR, 195 IR)

## PUNT RETURNS FOR TOUCHDOWN

**Game:** 1 by many  
**Season:** 2, Shad Bryant, 1938; Don Kelley, 1970; Donnell Woolford, 1987  
**Career:** 2, Shad Bryant, 1937-39; Don Kelley, 1969-71; Donnell Woolford, 1985-88; Justin Miller, 2002-04; Jacoby Ford, 2006-09

## BLOCKED KICKS (PUNTS & PLACEKICKS)

**Game:** 2, Wingo Avery vs. The Citadel, 11-27-1954; Mitch Belton vs. Maryland, 9-23-1989; Rahim Abdullah vs. Auburn, 1-2-1998  
**Season:** 3, Mitch Belton, 1989; Leomont Evans, 1995  
**Career:** 4, Jarvis Jenkins, 2007-10

## BLOCKED PUNTS

**Quarter:** 2, Mitch Belton vs. Maryland (2nd), 9-23-1989  
**Game:** 2, Wingo Avery vs. The Citadel, 11-27-1954; Mitch Belton vs. Maryland, 9-23-1989; Rahim Abdullah vs. Auburn, 1-2-1998  
**Season:** 3, Mitch Belton, 1989  
**Career:** 3, Mitch Belton, 1989,90

## BLOCKED PLACEKICKS

**Game:** 1 by many  
**Season:** 2, Terrance Dixon, 1992; Jarvis Jenkins, 2010; Dexter Lawrence, 2016  
**Career:** 4, Jarvis Jenkins, 2007-10

## KICKOFF RETURNS

### KICKOFF RETURNS

**Game:** 7, John Shields vs. Alabama, 1969; Sammy Watkins vs. West Virginia, 2011  
**Season:** 33, Sammy Watkins, 2011  
**Career:** 74, C.J. Spiller, 2006-09

### KICKOFF RETURN YARDS

**Game:** 282, Justin Miller vs. Florida State, 2004 (6 returns)  
**Season:** 826, Sammy Watkins, 2011  
**Career:** 2,052, C.J. Spiller, 2006-09 (74 returns)

### KICKOFF RETURNS FOR TOUCHDOWN

**Game:** 2, Justin Miller vs. Florida State, 2004  
**Consecutive Games:** 2\*, C.J. Spiller vs. Duke, Wake Forest, 2007  
**Season:** 4\*, C.J. Spiller, 2009  
**Career:** 7\*, C.J. Spiller, 2006-09

### KICKOFF RETURN AVERAGE

**Game:** (Min. 2 ret.) 71.5, Derrick Hamilton vs. Maryland, 10-11-2001 (2-153)  
**Season:** (Min 10 ret.) 35.1, Justin Miller, 2002 (13-456)  
**Career:** (Min. 20 ret.) 30.7\*, Justin Miller, 2002-04 (50-1534)

## SCORING

### POINTS

**Game:** 33, Maxcey Welch vs. Newberry, 1930  
**Season:** 156, Travis Etienne, 2018  
**Career:** 468, Travis Etienne, 2017-20

### POINTS PER GAME

**Season:** 10.4, Travis Etienne, 2018 (156 in 15 games)  
**Career:** 8.5, Travis Etienne, 2017-20 (468 in 55 games)

## TOUCHDOWNS

**Game:** 5, Stumpy Banks vs. Furman, 10-13-1917 (all rushing), Maxcey Welch vs. Newberry, 10-17-1930 (all rushing)  
**Season:** 26\*, Travis Etienne, 2018 (24 rushing, 2 receiving)  
**Career:** 78\*, Travis Etienne, 2017-20 (70 rushing, 8 receiving)

## TOUCHDOWNS (RUN & PASS)

**Game:** 8\*, Tajh Boyd vs. NC State, 11-17-2012  
**Season:** 50, Deshaun Watson, 2016  
**Career:** 133\*, Tajh Boyd, 2010-13



# INDIVIDUAL RECORDS

MARK BUCHHOLZ AVERAGED A TIGER-RECORD 48.7 YARDS ON HIS THREE MADE FIELD GOALS AGAINST WAKE FOREST IN 2007.



## TOUCHDOWNS OF 50+ YARDS

**Season:** 9, C.J. Spiller, 2009 (1 run, 3 reception, 1 PR, 4 KOR)  
**Career:** 21, C.J. Spiller, 2006-09 (6 run, 7 reception, 1 PR, 7 KOR)

## TOUCHDOWNS OF 80+ YARDS

**Season:** 4, C.J. Spiller, 2009  
**Career:** 11, C.J. Spiller, 2006-09

## DIFFERENT WAYS ACCOUNTING FOR A TOUCHDOWN

**Season:** 5, C.J. Spiller, 2009 (run, pass, reception, PR, KOR)  
**Career:** 5, C.J. Spiller, 2006-09 (run, pass, reception, PR, KOR); Jacoby Ford, 2006-09 (run, pass, reception, PR, KOR)

## CONSECUTIVE GAMES WITH A TOUCHDOWN

**Season:** 14, C.J. Spiller, 2009  
**Career:** 14, C.J. Spiller, 2009

## TOUCHDOWN RETURNS

**Game:** 2, Walt Laraway vs. The Citadel, 11-27-1954 (1 IR, 1 BPR); Justin Miller vs. Florida State, 9-25-2004 (2 KOR); Kourtnei Brown vs. North Carolina, 10-22-2012 (1 IR, 1 FR)  
**Season:** 5, C.J. Spiller, 2009 (1 PR, 4 KOR)  
**Career:** 8, C.J. Spiller, 2006-09 (1 PR, 7 KOR)

## LONGEST SCORING LATERAL PLAY

**Game:** 65, Don Willis to Shad Bryant vs. George Washington, 11-5-1938

## FUMBLE RETURN YARDS

**Scoring:** 93, Antwan Edwards vs. Virginia, 9-19-1998  
**Non-Scoring:** 83, Tim Childers vs. Western Carolina, 1982

## EXTRA POINTS MADE

**Game:** 11, W.C. Forsythe vs. Bingham, 10-20-1898  
**Season:** 79, B.T. Potter, 2019  
**Career:** 217, Greg Huegel, 2015-18

## EXTRA POINTS ATTEMPTED

**Game:** 11, W.C. Forsythe vs. Bingham, 10-20-1898  
**Season:** 79, B.T. Potter, 2019  
**Career:** 227, Greg Huegel, 2015-18

## EXTRA POINTS MADE WITHOUT A MISS

**Season:** 79, B.T. Potter, 2019  
**Career:** 88, Mark Buchholz, 2007-08

## CONSECUTIVE EXTRA POINTS MADE

**Career:** 122, B.T. Potter, 2018-20

## FIELD GOALS MADE

**Game:** 6, Jad Dean vs. Texas A&M, 9-3-2005; Richard Jackson vs. Boston College, 9-19-2009  
**Season:** 27, Greg Huegel, 2015  
**Career:** 72\*, Nelson Welch, 1991-94

## FIELD GOALS ATTEMPTED

**Game:** 6, Chris Gardocki vs. Georgia Tech, 10-13-1990; Nelson Welch vs. NC State, 10-26-1991; Nelson Welch vs. Maryland, 11-14-1992; Jad Dean vs. Texas A&M, 9-3-2005; Mark Buchholz vs. NC State, 9-22-2007; Richard Jackson vs. Boston College, 9-19-2009  
**Season:** 36, Mark Buchholz, 2007  
**Career:** 102\*, Nelson Welch, 1991-94

## FIELD-GOAL PERCENTAGE

**Game:** 100.0, Jad Dean vs. Texas A&M, 9-3-2005 (6-6); Richard Jackson vs. Boston College, 9-19-2009 (6-6)  
**Season:** 94.7, Chandler Catanzaro, 2012 (18-19)  
**Career:** (Min. 20 Att.) 82.9, Bob Paulling, 1979,81-83 (34-41)

## KICK-SCORING POINTS

**Game:** 19, Jad Dean vs. Texas A&M, 2005; Richard Jackson vs. Boston College, 2009  
**Season:** 137, Greg Huegel, 2015  
**Career:** 404, Chandler Catanzaro, 2010-13

## MULTIPLE FIELD-GOAL GAMES

**Season:** 9, Greg Huegel, 2015  
**Career:** 25, Nelson Welch, 1991-94

## CONSECUTIVE FIELD GOALS MADE

**Career:** 20, Chandler Catanzaro, 2011-12

## CONSECUTIVE GAMES MAKING A FIELD GOAL

**Career:** 18, Greg Huegel, 2015,16

## YARDS ON FIELD GOALS

**Game:** 217, Richard Jackson vs. Boston College, 9-19-2009  
**Season:** 810, Greg Huegel, 2015  
**Career:** 2,370, Nelson Welch, 1991-94

## AVERAGE MADE FIELD GOAL

**Game:** (Min. 3 made) 48.7, Mark Buchholz vs. Wake Forest, 11-10-2007 (48, 52, 46)  
**Season:** (Min. 10 made) 38.3, Donald Igwebuike, 1984 (16-612)  
**Career:** (Min. 20 made) 38.6, Donald Igwebuike, 1981-84 (32-1237)

## FIELD GOALS OF 40+ YARDS

**Game:** 3, Bob Paulling vs. North Carolina, 11-6-1982; Nelson Welch vs. NC State, 10-29-1991; Mark Buchholz vs. Wake Forest, 11-10-2007; Chandler Catanzaro vs. Troy, 9-3-2011  
**Season:** 10, Chris Gardocki, 1989  
**Career:** 24, Chandler Catanzaro, 2010-13

## FIELD GOALS OF 50+ YARDS

**Game:** 1 by many  
**Season:** 3, Richard Jackson, 2009; B.T. Potter, 2019  
**Career:** 5, Chris Gardocki, 1988-90; Donald Igwebuike, 1981-84; B.T. Potter, 2018-20

## AVERAGE FIELD-GOAL ATTEMPT

**Game:** (Min. 3) 53.3 by Obed Ariri vs. Pittsburgh, 12-30-1977 (3-160)  
**Season:** (Min. 10 Att.) 45.4 by Obed Ariri, 1977 (20-908)  
**Career:** (Min. 30 Att.) 41.7 by Donald Igwebuike, 1981-84 (43-1792)

## PERCENTAGE OF FIELD GOALS MADE OF 40+ YARDS

**Game:** (Min. 3 Made) 100.0 by Bob Paulling vs. North Carolina, 11-6-1982 (3-3); by Mark Buchholz vs. Wake Forest, 11-10-2007 (3-3); Chandler Catanzaro vs. Troy, 9-3-2011  
**Season:** (Min. 8 Made) 100.0 by Donald Igwebuike, 1984 (8-8) (Min. 10 Made) 81.8 by Nelson Welch, 1992 (9-11)  
**Career:** (Min. 10 Made) 77.1 by Chandler Catanzaro, 2010-13 (24-31)

## MISCELLANEOUS

### ALL-PURPOSE YARDS

**Game:** 345, Sammy Watkins vs. Maryland, 2011 (33 rush, 105 receiving, 207 KOR)  
**Season:** 2,680\*, C.J. Spiller, 2009 (1,212 rush, 503 receiving, 210 PR, 755 KOR)  
**Career:** 7,588\*, C.J. Spiller, 2006-09

### ALL-PURPOSE YARDS PER GAME

**Season:** 191.4\*, C.J. Spiller, 2009 (2,680 in 14 games)  
**Career:** 145.9, C.J. Spiller, 2006-09 (7,588 in 52 games)

### 200-YARD ALL-PURPOSE GAMES

**Season:** 6, C.J. Spiller, 2009  
**Career:** 8, C.J. Spiller, 2006-09

### 300-YARD ALL-PURPOSE GAMES

**Season:** 3, C.J. Spiller, 2009  
**Career:** 3, C.J. Spiller, 2006-09

### VICTORIES PLAYED

**Career:** 55, Cannon Smith, 2015-18; Christian Wilkins, 2015-18; Tanner Muse, 2016-19; K'Von Wallace, 2016-19

### SNAPS BY AN OFFENSIVE LINEMAN

**Season:** 1,096, Eric Mac Lain, 2015  
**Career:** 3,754, Mitch Hyatt, 2015-18

### SNAPS BY A QUARTERBACK

**Season:** 1,121, Deshaun Watson, 2015  
**Career:** 2,963, Tajh Boyd, 2010-13

### SNAPS BY A RUNNING BACK

**Season:** 798, Wayne Gallman, 2015  
**Career:** 2,329, Raymond Priestler, 1994-97

### SNAPS BY A WIDE RECEIVER

**Season:** 798, Rod Gardner, 1999  
**Career:** 2,408, Aaron Kelly, 2005-08; Hunter Renfrow, 2015-18

### SNAPS BY A DEFENSIVE LINEMAN

**Season:** 784, Kevin Dodd, 2015  
**Career:** 2,441, Christian Wilkins, 2015-18

### SNAPS BY A LINEBACKER

**Season:** 930, Kendall Joseph, 2016  
**Career:** 2,410, Kendall Joseph, 2015-18

### SNAPS BY A DEFENSIVE BACK

**Season:** 993, Coty Sensabaugh, 2011  
**Career:** 2,760, Robert Carswell, 1997-00

\* - ACC record; ^ - NCAA record

# INDIVIDUAL DEFENSIVE RECORDS

## TACKLES

**Game:** 27, Keith Adams vs. South Carolina, 1999  
**Season:** 186, Keith Adams, 1999  
**Career:** 515, Bubba Brown, 1976-79

## FIRST HITS

**Game:** 18, Keith Adams vs. South Carolina, 1999  
**Season:** 119, Jeff Davis, 1981; Keith Adams, 1999  
**Career:** 295, Jeff Davis, 1978-81

## TACKLES BY A LINEMAN

**Game:** 21, Willie Anderson vs. South Carolina, 1974  
**Season:** 114, Mark Heniford, 1977  
**Career:** 314, Jim Stuckey, 1976-79

## TACKLES BY A DEFENSIVE BACK

**Game:** 20, Charles Hafley vs. Maryland, 2001; Jamaal Fudge vs. Virginia, 2003  
**Season:** 129, Robert Carswell, 1999  
**Career:** 372, Robert Carswell, 1997-00

## TACKLES FOR LOSS

**Game:** 6, Keith Adams vs. Duke, 1999; Andre Branch vs. Virginia Tech, 2011  
**Season:** 35, Keith Adams, 1999  
**Career:** 61, Michael Dean Perry, 1984-87

## SACKS

**Game:** 4, Keith Adams vs. Duke, 1999; Andre Branch vs. Virginia Tech, 2011; Austin Bryant vs. Auburn, 2017  
**Season:** 16, Keith Adams, 1999  
**Career:** 33, Vic Beasley, 2011-14

## PASS BREAKUPS

**Game:** 5, Perry Williams vs. Virginia Tech, 1985  
**Season:** 21, Tye Hill, 2004  
**Career:** 44, Donnell Woolford, 1985-88

## PASS BREAKUPS BY A DEFENSIVE LINEMAN

**Game:** 2, many  
**Season:** 10, Christian Wilkins, 2016  
**Career:** 16, Christian Wilkins, 2015-18

## PASSES DEFENDED

**Game:** 5, Perry Williams vs. Virginia Tech, 1985  
**Season:** 21, Dextra Polite, 1999; Tye Hill, 2004  
**Career:** 54, Donnell Woolford, 1985-88

## CAUSED FUMBLES

**Game:** 2, many  
**Season:** 5, Brandon Maye, 2009  
**Career:** 10, Jeff Davis, 1978-81  
10, Ed McDaniel, 1988-91

## RECOVERED FUMBLES

**Game:** 2, many  
**Season:** 4, Ronnie Ducworth, 1968; B.B. Elvington, 1970; Jeff Davis, 1981; William Devane, 1983; Spencer Shuey, 2013  
**Career:** 8, Jeff Davis, 1978-81

## FUMBLE RETURN YARDS

**Game:** 93, Antwan Edwards at Virginia, 1998  
**Season:** 104, Antwan Edwards, 1998  
**Career:** 104, Antwan Edwards, 1995-98

## INTERCEPTIONS

**Game:** 3, Kit Jackson vs. Wake Forest, 1965; Leomont Evans vs. NC State, 1995; Brian Dawkins vs. Duke, 1995; Alex Ardley vs. Maryland, 2000; Michael Hamlin vs. The Citadel, 2008  
**Season:** 8, Robert O'Neal, 1989; Justin Miller, 2002; DeAndre McDaniel, 2009  
**Career:** 17, Terry Kinard, 1979-82

## INTERCEPTION RETURN YARDS

**Game:** 101, Willie Underwood vs. South Carolina, 1980 (2 IR)  
**Season:** 156, Don Kelley, 1970 (3 IR)  
**Career:** 275, Rex Varn, 1976-79 (10 IR)

## TAKEAWAYS

**Game:** 3, many  
**Season:** 9, Robert O'Neal, 1989 (8 IR, 1 FR)  
**Career:** 19, Terry Kinard, 1979-82 (17 IR, 2 FR)

## SINGLE-GAME TACKLE BESTS

Rk	Player, Pos.	Opponent	Year	Tac.
1.	Keith Adams, LB	South Carolina	1999	27
2.	Jeff Davis, LB	North Carolina	1980	24
3.	Chad Carson, LB	Wake Forest	2001	23
4.	Bubba Brown, LB	Ohio State	1978	22
	Bubba Brown, LB	NC State	1979	22
	Jeff Davis, LB	Maryland	1980	22
	Chad Carson, LB	Georgia Tech	2000	22
8.	Willie Anderson, MG	South Carolina	1974	21
	Henry Walls, LB	Georgia Tech	1985	21
	John Leake, LB	Maryland	2002	21
11.	Jeff Davis, LB	Tulane	1981	20
	Henry Walls, LB	Boston College	1983	20
	Tim Jones, LB	Duke	1994	20
	Anthony Simmons, LB	South Carolina	1996	20
	Charles Hafley, FS	Maryland	2001	20
	Jamaal Fudge, ROV	Virginia	2003	20

## RETURN YARDS ON TAKEAWAYS

**Game:** 101, Willie Underwood vs. South Carolina, 1980  
**Season:** 160, Antwan Edwards, 1998  
**Career:** 299, Antwan Edwards, 1995-98

## TACKLES BY A KICKER

**Game:** 2, many  
**Season:** 9, Spencer Benton, 2009  
**Career:** 29, Spencer Benton, 2009-12

## SPECIAL TEAM TACKLES\*

**Game:** 7, Chad Speck vs. Georgia Tech, 1999  
**Season:** 26, Rodney Thomas, 2000  
**Career:** 47, Chad Speck, 1997-00; Dorian O'Daniel, 2014-17

\* - since 1986 (all other stats are from 1976-20); all stats based on coaches film evaluation

# HIGHEST SCORING QUARTERS

## CLEMSON

1st	2nd	3rd	4th	Site-Opponent (Score)	Date
---	35	---	---	H - Wake Forest (82-24)	10-31-1981
---	35	---	---	A - Georgia Tech (73-7)	10-17-2020
---	---	35	---	H - North Carolina (59-38)	10-22-2011
---	32	---	---	H - Ball State (52-27)	9-8-2012
31	---	---	---	H - South Carolina State (59-0)	9-17-2016
31	---	---	---	H - Pittsburgh (52-17)	11-28-2020
28	---	---	---	A - Duke (56-20)	11-3-2012
28	---	---	---	A - NC State (55-10)	11-9-2019
28	---	---	---	H - The Citadel (49-0)	9-19-2020
---	28	---	---	H - Presbyterian (54-0)	9-23-1950
---	28	---	---	A - Georgia Tech (42-45)	11-13-1999
---	28	---	---	A - Duke (52-22)	9-30-2000
---	28	---	---	N2 - Temple (63-9)	10-12-2006
---	28	---	---	H - Central Michigan (70-14)	10-20-2007
---	28	---	---	A - Wake Forest (42-13)	10-25-2012
---	28	---	---	H - NC State (62-48)	11-17-2012
---	28	---	---	H - The Citadel (52-6)	11-23-2013
---	28	---	---	H - App State (41-10)	9-12-2015
---	28	---	---	A - Florida State (59-10)	10-27-2018
---	---	28	---	A - Boston College (35-14)	11-11-1950
---	---	28	---	N1 - Louisiana Tech (49-24)	12-31-2001
---	---	28	---	H - Central Michigan (70-14)	10-20-2007
---	---	28	---	H - Louisville (77-16)	11-3-2018
---	---	---	28	H - Auburn (34-0)	11-24-1951
---	---	---	28	H - Furman (42-14)	11-26-1960
---	---	---	28	A - Maryland (49-25)	11-12-1988
---	---	---	28	H - Coastal Carolina (49-3)	10-31-2009
---	27	---	---	H - Presbyterian (76-0)	9-22-1945
---	---	27	---	A - Virginia (47-0)	9-26-1959
---	---	27	---	A - South Carolina (47-21)	11-22-1997
---	---	27	---	H - Duke (39-22)	10-19-1968
---	---	---	27	H - Boston College (34-7)	9-23-2017
26	---	---	---	H - Presbyterian (53-13)	9-20-1952
---	---	26	---	H - Presbyterian (76-0)	9-22-1945
---	---	26	---	H - The Citadel (59-0)	11-27-1954

## OPPONENT

1st	2nd	3rd	4th	Site-Opponent (Score)	Date
---	35	---	---	N3 - West Virginia (33-70)	1-4-2012
---	31	---	---	H - Virginia Tech (0-37)	9-12-1998
28	---	---	---	A - NC State (17-42)	11-18-1972
---	28	---	---	A - Wake Forest (17-45)	11-1-2003
---	---	28	---	A - Tulane (13-54)	11-9-1946
---	27	---	---	A - NC State (13-37)	11-19-2011
---	---	---	26	A - Miami (Fla.) (7-39)	10-9-1953
---	---	---	26	A - Wake Forest (35-33)	11-1-1980

## BOTH TEAMS

1st	2nd	3rd	4th	Site-Opponent (Score)	Date
---	42 (35-7)	---	---	H - Wake Forest (82-24)	10-31-1981
---	---	42 (35-7)	---	H - North Carolina (59-38)	10-22-2011
---	---	---	42 (27-15)	H - Duke (39-22)	10-19-1968
---	---	---	40 (22-18)	H - NC State (39-46)	10-31-1998
---	---	---	40 (16-24)	N4 - Alabama (40-45)	1-11-2016
38 (28-10)	---	---	---	A - Duke (56-20)	11-3-2012
---	38 (3-35)	---	---	N3 - West Virginia (33-70)	1-4-2012
---	---	---	38 (24-14)	A - Duke (34-31)	11-2-2002
---	37 (23-14)	---	---	H - North Carolina (37-29)	11-10-1973
---	---	---	36 (28-8)	H - Furman (42-14)	11-26-1960
---	---	---	36 (28-8)	A - Maryland (49-25)	11-12-1988
35 (21-14)	---	---	---	A - NC State (31-35)	10-9-1999
35 (21-14)	---	---	---	A - Syracuse (37-27)	11-14-2015
---	35 (28-7)	---	---	A - Georgia Tech (42-45)	11-13-1999
---	35 (32-3)	---	---	H - Ball State (52-27)	9-8-2012
---	35 (28-7)	---	---	A - Wake Forest (42-13)	10-25-2012
---	35 (35-0)	---	---	A - Georgia Tech (73-7)	10-17-2020
---	---	35 (28-7)	---	H - Central Michigan (70-14)	10-20-2007
---	---	35 (21-14)	---	H - NC State (62-48)	11-17-2012
---	---	---	35 (9-26)	A - Wake Forest (35-33)	11-1-1980
---	---	---	35 (14-21)	H - South Carolina (31-34)	11-23-1996
---	---	---	35 (14-21)	H - Georgia Tech (24-28)	9-11-2004
---	---	---	35 (21-14)	A - Maryland (40-27)	10-26-2013

N1 - Humanitarian Bowl at Boise, Idaho; N2 - Charlotte, N.C.; N3 - Orange Bowl at Miami Gardens, Fla.; N4 - CFP National Championship Game at Glendale, Ariz.; Note: Highest-scoring overtime for both teams was 26, when Miami (Fla.) (16) defeated Clemson (10) in three overtimes on Sept. 17, 2005.



# LONGEST PLAYS

## PLAYS/RETURNS BY CLEMSON

Yds	Player(s)	Type	Site - Opp. (Score CU-Opp.)	Date
108	Richie Luzzi	MFG	A - Georgia (13-31)	9-28-1968
102	Don Kelley	INT	H - Duke (10-21)	10-24-1970
100	John Maxwell	KOR	N2 - Cumberland (11-11)	11-26-1903
100	Derrick Hamilton	KOR	A - Maryland (20-37)	11-10-2001
100	Derrick Hamilton	KOR	H - North Carolina (36-28)	10-25-2003
99	Bill Mathis	KOR	A - Georgia Tech (6-16)	10-3-1959
98	Hal Davis	KOR	H - Georgia (16-24)	10-13-1962
98	Doug Thomas	KOR	H - Long Beach St. (59-0)	9-1-1990
98	Doug Thomas	KOR	N3 - Maryland (18-17)	9-15-1990
97	Mark Feller to Craig Brantley	Pass	H - Virginia (28-9)	11-16-1974
97	Justin Miller	KOR	A - Florida State (22-41)	9-25-2004
96	C.J. Spiller	KOR	N4 - Alabama (10-34)	8-30-2008
96	C.J. Spiller	KOR	H - Middle Tennessee (37-14)	9-5-2009
96	Tajh Boyd to Sammy Watkins	Pass	A - Virginia (59-10)	11-2-2013
95	Joe Henderson	KOR	H - Georgia Tech (33-12)	6-26-1987
94	Rex Varn	INT	A - NC State (33-10)	10-28-1978
94	Jacoby Ford	KOR	H - Louisiana Tech (51-0)	9-30-2006
93	Rex Varn	INT	H - Maryland (14-21)	9-10-1977
93	Antwan Edwards	FR	A - Virginia (18-20)	9-19-1998
92	Jacoby Ford	PR	H - Florida Atlantic (54-6)	9-2-2006
92	C.J. Spiller	KOR	A - Maryland (21-24)	10-3-2009
91	Mike Barber	FR	H - Chattanooga (54-3)	10-3-1992
91	Tajh Boyd to Sammy Watkins	Pass	A - Syracuse (49-14)	10-5-2013
90	Shad Bryant	PR	N1 - George Washington (7-7)	10-8-1938
90	Banks McFadden	Run	H - Presbyterian (18-0)	9-23-1939
90	Bobby Gage	PR	H - NC State (6-0)	10-2-1948
90	Jimmy Quarles	INT	A - Rice (20-14)	9-29-1951
90	Buck George	Run	A - Furman (32-14)	11-17-1951
90	C.J. Spiller	KOR	H - Wake Forest (44-10)	11-10-2007
90	C.J. Spiller	KOR	A - Miami (Fla.) (40-37)	10-24-2009
90	Travis Etienne	Run	H - Georgia Tech (52-14)	8-29-2019
89	Bobby Gage	KOR	A - Duquesne (34-13)	11-15-1947
89	Wesley McFadden	Run	A - Virginia Tech (22-10)	9-12-1987
89	Darnell Stephens	PR	H - Maryland (40-7)	11-16-1991
89	Derrick Witherspoon	Run	H - Maryland (29-0)	10-30-1993
89	Sammy Watkins	KOR	A - Maryland (56-45)	10-15-2011
89	Tavien Feaster	Run	A - NC State (38-31)	11-4-2017
88	Bobby Gage	Run	H - Presbyterian (76-0)	9-22-1945
88	Mack Matthews	PR	A - Wake Forest (24-7)	10-6-1962
88	Terrence Flagler	Run	A - Wake Forest (28-20)	11-1-1986
88	Brian Mance	PR	H - Georgia Tech (28-31)	10-28-2000
88	C.J. Spiller	KOR	A - South Carolina (17-34)	11-28-2009
87	Billy Hair	Run	H - Furman (57-2)	11-18-1950
87	Steve Fuller to Jerry Butler	Pass	A - Maryland (28-24)	11-18-1978
87	Andre Ellington	KOR	H - Maryland (31-7)	10-16-2010
87	Trevor Lawrence to Amari Rodgers	Pass	A - Syracuse (41-6)	9-14-2019
86	Justin Miller	KOR	A - Florida State (22-41)	9-25-2004
86n	Van Smith	IR	N5 - Ohio State (31-0)	12-31-2016
86	Travis Etienne	Run	H - Wofford (59-14)	11-2-2019
85	Don Kelley	PR	A - Maryland (24-11)	10-31-1970
85n	Antwan Edwards	KOR	A - Virginia (18-20)	9-19-1998

N1 - Charlotte, N.C.; N2 - Montgomery, Ala.; N3 - Baltimore, Md.; N4 - Atlanta, Ga.; N5 - Glendale, Ariz. (Fiesta Bowl)

## PLAYS/RETURNS BY OPPONENT

Yds	Player(s)	Type	Site - Opp. (Score CU-Opp.)	Date
100	Larry Fallen	KOR	H - Virginia Tech (38-7)	10-7-1978
100	Victor Harris	KOR	H - Virginia Tech (23-41)	10-6-2007
100	T.J. Thorpe	KOR	H - North Carolina (59-38)	10-22-2011
100	Todd Gurley	KOR	A - Georgia (21-45)	8-30-2014
100	Traveon Samuel	KOR	A - Louisville (20-17)	9-17-2015
100	Nyheim Hines	KOR	A - NC State (56-41)	10-31-2015
99	Darrell Blackman	KOR	A - NC State (42-20)	9-22-2007
99	Darwin Cook	FR	N2 - West Virginia (33-70)	1-4-2012
98	Doug Kotar	KOR	H - Kentucky (10-13)	9-11-1971
98	Steve Atkins	Run	A - Maryland (28-24)	11-18-1978
98n	Scott Woerner	INT	A - Georgia (16-20)	9-20-1980
98	Chris Weinke to Marvin Minnis	Pass	A - Florida State (7-54)	11-4-2000
97	Dick Christy	KOR	H - NC State (7-13)	10-5-1957
97	Gene Washington	KOR	A - Georgia (14-31)	9-22-1973
97	Leon Washington	KOR	A - Florida State (31-48)	10-3-2002
97	Brandon Sebastian	FR	H - Boston College (34-28)	10-31-2020
96	Quinton McCracken	KOR	H - Duke (49-17)	10-15-1988
96	Jeff Smith	KOR	A - Boston College (33-34)	9-9-2006
95	Kenyan Drake	KOR	N3 - Alabama (40-45)	1-11-2016
94n	Brandon Bennett & Reggie Richardson	KOR	H - South Carolina (7-33)	11-19-1994
94n	Jameis Winston to Nick O'Leary	Pass	H - Florida State (14-51)	10-19-2013
93n	Kevin Marion	KOR	A - Wake Forest (27-17)	10-7-2006
93	Hassan Hall	KOR	H - Louisville (77-16)	11-3-2018
92	John Schultz	KOR	H - Maryland (20-22)	11-15-1975
92	Jon Jeffries	KOR	A - Virginia Tech (22-10)	9-12-1987
91	Fred Gibson	KOR	A - Georgia (28-31)	8-31-2002
90	Floyd Reid	PR	A - Georgia (0-20)	9-28-1945
90	Dick Nolan	PR	H - Maryland (0-20)	10-3-1953
90	Marcus Mickel	KOR	A - Virginia Tech (27-7)	9-16-1989
90	Peter Warrick	PR	H - Florida State (28-35)	9-15-1997
90n	Lamarcus Joyner	KOR	A - Florida State (37-49)	9-22-2012

88	Bernie Faloney	KOR	H - Maryland (0-20)	10-3-1953
87	Dennis Tabron	INT	H - Duke (17-34)	10-18-1980
87n	Kevin Tisdell	KOR	A - Georgia Tech (19-21)	10-13-1990
85	Matt Robinson to Gene Washington	Pass	H - Georgia (0-41)	9-18-1976
85	Gary Schofield to Tim Ryan	Pass	N1 - Wake Forest (21-17)	11-27-1982
85	Jamie Barnette to Torry Holt	Pass	H - NC State (39-46)	10-31-1998
85	Eric King	INT	A - Wake Forest (17-45)	11-1-2003
85	Ben Mauk to Jason Anderson	Pass	H - Wake Forest (37-30)	9-4-2004
85	Jerrard Tarrant	PR	A - Georgia Tech (27-30)	9-10-2009
85	Jamal Golden	INT	A - Georgia Tech (6-28)	11-15-2014

N1 - Tokyo, Japan; N2 - Miami Gardens, Fla. (Orange Bowl); N3 - Glendale, Ariz. (CFP National Championship Game)

## RUNS BY CLEMSON

Yds	Player, Pos.	Site - Opp. (Score CU-Opp.)	Date
90	Banks McFadden, TB	H - Presbyterian (18-0)	9-23-1939
90	Buck George, TB	A - Furman (34-14)	11-17-1951
90	Travis Etienne, RB	H - Georgia Tech (52-14)	8-29-2019
89	Wesley McFadden, TB	A - Virginia Tech (22-10)	9-12-1987
89	Derrick Witherspoon, TB	H - Maryland (29-0)	10-30-1993
89	Tavien Feaster, RB	A - NC State (38-31)	11-4-2017
88	Bobby Gage, TB	H - Presbyterian (76-0)	9-22-1945
88	Terrence Flagler, TB	A - Wake Forest (28-20)	11-1-1986
87	Billy Hair, TB	H - Furman (57-2)	11-18-1950
86	Travis Etienne, RB	H - Wofford (59-14)	11-2-2019
83	C.J. Spiller, RB	N1 - Auburn (20-23)	12-31-2007
82	Chuck McSwain, TB	A - Virginia (48-0)	10-9-1982
81	Jackie Calvert, TB	A - Missouri (34-0)	9-30-1950
81	Derrick Witherspoon, TB	H - App State (48-0)	9-22-1990
81	Travis Etienne, RB	A - Louisville (47-21)	9-16-2017
80	Jay Washington, TB	A - Georgia Tech (21-29)	9-29-1973
80	C.J. Spiller, RB	H - South Carolina (28-31)	11-25-2006

N1 - Atlanta, Ga.

## RUNS BY OPPONENT

Yds	Player	Site - Team (Score CU-Opp.)	Date
98	Steve Atkins	A - Maryland (28-24)	11-18-1978
84	Mike Voight	H - North Carolina (23-27)	11-6-1976
82	Davey Ford	A - Florida State (7-54)	11-4-2000
82	Anthony Allen	A - Georgia Tech (27-30)	9-10-2009
81	Willie Burden	H - NC State (23-31)	11-20-1971
80	Bobby Hall	A - NC State (24-19)	11-2-1968

## PASS PLAYS BY CLEMSON

Yds	Players	Site - Opp. (Score CU-Opp.)	Date
97	Mark Fellers to Craig Brantley	H - Virginia (28-9)	11-16-1974
96	Tajh Boyd to Sammy Watkins	A - Virginia (59-10)	11-2-2013
91	Tajh Boyd to Sammy Watkins	A - Syracuse (49-14)	10-5-2013
87	Steve Fuller to Jerry Butler	A - Maryland (28-24)	11-18-1978
87	Trevor Lawrence to Amari Rodgers	A - Syracuse (41-6)	9-14-2019
83	Charlie Whitehurst to Airese Currie	A - North Carolina (42-12)	11-9-2002
83	Cullen Harper to C.J. Spiller	H - Duke (31-7)	11-15-2008
83	Trevor Lawrence to Amari Rodgers	A - Georgia Tech (73-7)	10-17-2020
82	Will Proctor to C.J. Spiller	A - Boston College (33-34)	9-9-2006
81	Joel Wells to Joe Pagliei	A - South Carolina (8-13)	10-21-1954
81	Billy Lott to Perry Tuttle	H - Furman (21-0)	9-8-1979
80	Jimmy Addison to Edgar McGee	A - Wake Forest (23-21)	10-29-1966
80	Willie Jordan to Craig Brantley	A - Georgia Tech (28-33)	9-27-1975
80	Homer Jordan to Perry Tuttle	H - Wofford (45-10)	9-5-1981
80	Nealon Greene to Joe Woods	H - Wake Forest (21-10)	9-28-1996
80	Nealon Greene to Tony Horne	A - Duke (13-6)	10-12-1996

N1 - Richmond, Va.

## PASS PLAYS BY OPPONENT

Yds	Players	Site - Team (Score CU-Opp.)	Date
98	Chris Weinke to Marvin Minnis	A - Florida State (7-54)	11-4-2000
94n	Jameis Winston to Nick O'Leary	H - Florida State (14-51)	10-19-2013
85	Matt Robinson to Gene Washington	H - Georgia (0-41)	9-18-1976
85	Gary Schofield to Tim Ryan	N1 - Wake Forest (21-17)	11-27-1982
85	Jamie Barnette to Torry Holt	H - NC State (39-46)	10-18-1998
85	Ben Mauk to Jason Anderson	H - Wake Forest (37-30)	9-4-2004
83	Rex Culpepper to Nykeim Johnson	H - Syracuse (47-21)	10-24-2020
81	Shawn Jones to Hector Rodriguez	H - Georgia Tech (14-30)	10-14-1989
80	Thad Busby to Peter Warrick	H - Florida State (28-35)	9-20-1997

N1 - Miami, Fla. (Orange Bowl)

## PUNT RETURNS BY CLEMSON

Yds	Player	Site - Opp. (Score CU-Opp.)	Date
108*	Richie Luzzi	A - Georgia (13-31)	10-28-1968
92	Jacoby Ford	H - Florida Atlantic (54-6)	9-2-2006
90	Shad Bryant	N1 - VMI (7-7)	10-8-1938
90	Bobby Gage	H - NC State (6-0)	10-2-1948
89	Darnell Stephens	H - Maryland (40-7)	11-16-1991
88	Mack Matthews	A - Wake Forest (24-7)	10-6-1962
88	Brian Mance	H - Georgia Tech (28-31)	10-28-2000
85	Don Kelley	A - Maryland (24-11)	10-31-1970

\* - missed field goal return

# LONGEST PLAYS

## PUNT RETURNS BY OPPONENT

Yds	Player	Site - Team (Score CU-Opp.)	Date
90	Floyd Reid	A - Georgia (0-20)	9-29-1945
90	Dick Nolan	H - Maryland (0-20)	10-3-1953
90	Peter Warrick	H - Florida State (28-35)	9-20-1997
85	Jerrard Tarrant	A - Georgia Tech (27-30)	9-10-2009

## KICKOFF RETURNS BY CLEMSON

Yds	Player	Site - Opp. (Score CU-Opp.)	Date
100	John Maxwell	N1 - Cumberland (11-11)	11-26-1903
100	Derrick Hamilton	A - Maryland (20-37)	11-10-2001
100	Derrick Hamilton	H - North Carolina (36-28)	10-25-2003
99	Bill Mathis	A - Georgia Tech (6-16)	10-3-1959
98	Hal Davis	H - Georgia (16-24)	10-13-1962
98	Doug Thomas	H - Long Beach State (59-0)	9-1-1990
98	Doug Thomas	N2 - Maryland (18-17)	9-15-1990
97	Justin Miller	A - Florida State (22-41)	9-25-2004
96	C.J. Spiller	N3 - Alabama (10-34)	8-30-2008
96	C.J. Spiller	H - Middle Tennessee (37-14)	9-5-2009
95	Joe Henderson	H - Georgia Tech (33-12)	9-26-1987
N1 - Montgomery, Ala.; N2 - Baltimore, Md.; N3 - Atlanta, Ga.			

## KICKOFF RETURNS BY OPPONENT

Yds	Player	Site - Team (Score CU-Opp.)	Date
100	Larry Fallen	H - Virginia Tech (38-7)	10-7-1978
100	Victor Harris	H - Virginia Tech (23-41)	10-6-2007
100	T.J. Thorpe	H - North Carolina (59-38)	10-22-2011
100	Todd Gurley	A - Georgia (21-45)	8-30-2014
100	Traveon Samuel	A - Louisville (20-17)	9-17-2015
100	Nyheim Hines	A - NC State (56-41)	10-31-2015
99	Darrell Blackman	A - NC State (42-20)	9-22-2007
98	Doug Kotar	H - Kentucky (10-13)	9-11-1971
97	Dick Christy	H - NC State (7-13)	10-5-1957
97	Gene Washington	A - Georgia (14-31)	9-22-1973
97	Leon Washington	A - Florida State (31-48)	10-3-2002
96	Quinton McCracken	H - Duke (49-17)	10-15-1988
96	Jeff Smith	A - Boston College (33-34)	9-9-2006
95	Kenyan Drake	N1 - Alabama (40-45)	1-11-2016
N1 - Glendale, Ariz. (CFP National Championship Game)			

## INTERCEPTION RETURNS BY CLEMSON

Yds	Player	Site - Opp. (Score CU-Opp.)	Date
102	Don Kelley	H - Duke (10-21)	10-24-1970
94	Rex Varn	A - NC State (33-10)	10-28-1978
93	Rex Varn	H - Maryland (14-21)	9-10-1977
90	Jimmy Quarles	A - Rice (20-14)	9-29-1951
86n	Van Smith	N1 - Ohio State (31-0)	12-31-2016
83n	Tim Childers	H - Western Carolina (21-10)	9-25-1982
82	Jock McKissic	H - South Carolina (28-31)	11-25-2006
N1 - Glendale, Ariz. (Fiesta Bowl)			

## INTERCEPTION RETURNS BY OPPONENT

Yds	Player	Site - Team (Score CU-Opp.)	Date
98n	Scott Woerner	A - Georgia (16-20)	9-20-1980
87	Dennis Tabron	H - Duke (17-34)	10-18-1980
85	Eric King	A - Wake Forest (17-45)	11-1-2003
85	Jamal Golden	A - Georgia Tech (6-28)	11-15-2014
83	Ernie Arizzi	H - Maryland (21-6)	11-16-1963
81	Mark Franklin	A - NC State (35-34)	10-27-1984

## FIELD GOALS BY CLEMSON

Yds	Player	Site - Opp. (Score CU-Opp.)	Date
61	Spencer Benton	H - Ball State (52-27)	9-8-2012
57	Obed Ariri	H - Wake Forest (26-0)	10-29-1977
57	Chris Gardocki	H - App State (48-0)	9-22-1990
55	Donald Igwebuike	A - NC State (38-29)	10-23-1982
55	Donald Igwebuike	A - Boston College (16-31)	9-10-1983
53	Donald Igwebuike	H - Duke (54-21)	10-20-1984
53	Chris Gardocki	N1 - Maryland (18-17)	9-15-1990
53	Nelson Welch	A - Maryland (23-53)	11-14-1992
53	Richard Jackson	A - Georgia Tech (27-30)	9-10-2009
52	Eddie Seigler	A - South Carolina (17-7)	11-27-1971

52	Eddie Seigler	A - Maryland (6-31)	11-11-1972
52	Obed Ariri	A - Virginia (27-24)	10-11-1980
52	Donald Igwebuike	H - Wofford (45-10)	9-5-1981
52	Donald Igwebuike	H - Wake Forest (37-14)	11-3-1984
52	Chris Gardocki	H - North Carolina (37-14)	11-5-1988
52	Nelson Welch	A - Georgia Tech (16-20)	9-26-1992
52	David Richardson	A - Wake Forest (33-16)	11-1-1997
52	Mark Buchholz	H - Wake Forest (44-10)	11-10-2007
52	Richard Jackson	H - Boston College (25-7)	9-19-2009
<b>52</b>	<b>B.T. Potter</b>	<b>N2 - LSU (25-42)</b>	<b>1-13-2020</b>
<b>52</b>	<b>B.T. Potter</b>	<b>A - Wake Forest (37-13)</b>	<b>9-12-2020</b>
51	Chris Gardocki	A - Maryland (49-25)	11-12-1988
51	Chris Gardocki	H - Duke (26-7)	9-29-1990
51	Richard Jackson	A - Maryland (21-24)	10-3-2009
51	Chandler Catanzaro	H - Georgia Tech (55-31)	11-14-2013
<b>51</b>	<b>B.T. Potter</b>	<b>H - Georgia Tech (52-14)</b>	<b>8-29-2019</b>
<b>51</b>	<b>B.T. Potter</b>	<b>A - Louisville (45-10)</b>	<b>10-19-2019</b>
50	Bob Burgess	A - Duke (24-8)	10-10-1973
50	Chandler Catanzaro	A - Florida State (37-49)	9-22-2012
<b>50</b>	<b>B.T. Potter</b>	<b>H - Boston College (34-28)</b>	<b>10-31-2020</b>

N1 - Baltimore, Md.; N2 - New Orleans, La. (CFP National Championship Game)

## FIELD GOALS BY OPPONENT

Yds	Player	Site - Team (Score CU-Opp.)	Date
60	Kevin Butler	A - Georgia (23-26)	9-22-1984
57	Vince Fusco	H - Duke (18-18)	10-16-1976
55	Dustin Hopkins	A - Florida State (13-16)	11-13-2010
54	Johnny Duncan	A - Georgia Tech (21-10)	10-4-1969
54	Scott Hagler	A - South Carolina (24-17)	11-23-1985
54	Leigh Tiffin	N1 - Alabama (10-34)	8-30-2008
54	Brian Johnson	A - Virginia Tech (45-10)	12-5-2020
53	Shayne Graham	H - Virginia Tech (0-37)	9-12-1998
53	Matt Brooks	A - Duke (13-16)	11-13-2004
53	Chris Blewitt	H - Pittsburgh (42-43)	11-12-2016
52	Roger Pruett	A - Auburn (13-35)	10-23-1971
52	Sam Swank	H - Wake Forest (44-10)	11-10-2007
52	Graham Gano	A - Florida State (27-41)	11-8-2008
51	John Riley	A - Auburn (21-43)	10-14-1967
51	Kevin Butler	A - Georgia (23-26)	9-22-1984
51	Josh Scobee	H - Louisiana Tech (33-13)	9-7-2002
51	Matt Boshier	A - Miami (Fla.) (40-37)	10-24-2009
51	Andre Szmyt	H - Syracuse (27-23)	9-29-2018
51	Jonathan Doerer	N2 - Notre Dame (34-10)	12-19-2020
50	Scott Sisson	A - Georgia Tech (16-20)	9-26-1992
50	Bill Hollows	H - Wake Forest (21-10)	9-28-1996
50	Connor Hughes	A - Virginia (10-30)	10-7-2004
50	Roberto Aguayo	A - Florida State (17-23)	9-20-2014
50	Cole Murphy	H - Syracuse (16-6)	10-25-2014
50	Mike Weaver	A - Wake Forest (34-20)	11-6-2014
N1 - Atlanta, Ga.; N2 - Charlotte, N.C. (ACC Championship Game)			

## PUNTS BY CLEMSON

Yds	Player	Site - Opp. (Score CU-Opp.)	Date
81	Mitch Tyner	H - Texas A&M (15-30)	10-6-1973
79	Dawson Zimmerman	H - North Texas (35-10)	9-4-2010
78	Chris Gardocki	H - South Carolina (24-15)	11-17-1990
76	Dawson Zimmerman	A - Boston College (10-16)	10-30-2010
75	Banks McFadden	A - Army West Point (6-21)	10-2-1937
75	Booty Payne	A - Boston College (26-13)	10-11-1941
75	Jamie Somaini	A - Florida State (7-54)	11-4-2000

## PUNTS BY OPPONENT

Yds	Player	Site - Team (Score CU-Opp.)	Date
81	Greg Davis	H - The Citadel (24-0)	10-4-1986
80	Jay Feltz	A - South Carolina (9-13)	11-24-1979
80	Brian Morton	H - Duke (58-7)	11-6-1999
80	Dom Maggio	A - Wake Forest (35-13)	11-19-2016
77	Gerald Burch	A - Georgia Tech (0-13)	11-8-1958
75	Riley Dixon	A - Syracuse (49-14)	10-5-2013
75	Trenton Gill	A - NC State (55-10)	11-9-2019

n - non-scoring play

# LONGEST OFFENSIVE DRIVES

PLAYS					YARDS					TIME				
PL	Date	W-L	Score	Opponent	Yards	Date	W-L	Score	Opponent	Time	Date	W-L	Score	Opponent
20	10-7-1978	W	38-7	Virginia Tech	99	9-17-1988	L	21-24	Florida State	10:02	1-7-2019	W	44-16	Alabama
19	9-22-1979	W	12-7	Georgia	99	10-24-1998	L	23-28	Duke	9:47	9-10-2005	W	28-24	Maryland
19	10-12-2002	L	17-22	Virginia	99	12-28-2019	W	29-23	Ohio State	9:45	9-23-2006	W	52-7	North Carolina
19	11-19-2005	W	13-9	South Carolina	98	12-31-1993	W	14-13	Kentucky	9:34	11-7-1992	W	40-7	North Carolina
19	9-29-2007	L	3-13	Georgia Tech	98	10-17-2015	W	34-17	Boston College	9:34	9-17-2011	W	38-24	Auburn
					98	11-24-2018	W	56-35	South Carolina	8:49	9-5-1998	W	33-0	Furman



# INDIVIDUAL GAME BESTS

## TOTAL OFFENSE YARDS BY CLEMSON

Yds	Rush	Pass	Player	Site - Opp. (Score CU-Opp.)	Date
588	8	580	Deshaun Watson	H - Pittsburgh (42-43)	11-12-2016
529	103	426	Tajh Boyd	H - NC State (62-48)	11-17-2012
517	184	333	Woodrow Dantzler	A - NC State (45-37)	10-13-2001
505	127	378	Tajh Boyd	N1 - Ohio State (40-35)	1-3-2014
478	73	405	Deshaun Watson	N2 - Alabama (40-45)	1-11-2016
473	105	368	Deshaun Watson	A - Syracuse (37-27)	11-14-2015
463	28	435	Deshaun Watson	H - North Carolina (50-35)	9-27-2014
463	43	420	Deshaun Watson	N3 - Alabama (35-31)	1-9-2017
460	63	397	Tajh Boyd	H - Georgia Tech (47-31)	10-6-2012
455	27	428	Tajh Boyd	A - Wake Forest (42-13)	10-25-2012

N1 - Miami Gardens, Fla. (Orange Bowl); N2 - Glendale, Ariz. (CFP National Championship Game); N3 - Tampa, Fla. (CFP National Championship Game)

## TOTAL OFFENSE YARDS BY OPPONENT

Yds	Rush	Pass	Player	Site - Team (Score CU-Opp.)	Date
521	58	463	Joe Burrow	N2 - LSU (25-42)	1-13-2020
509	-12	521	Chris Weinke	A - Florida State (7-54)	11-4-2000
490	-20	510	Jake Bentley	H - South Carolina (56-35)	11-24-2018
482	102	380	EJ Manuel	A - Florida State (37-49)	9-22-2012
474	-19	493	Mike Glennon	H - NC State (62-48)	11-17-2012
463	33	430	Kellen Mond	A - Texas A&M (28-26)	9-8-2018
457	162	295	Lamar Jackson	H - Louisville (42-36)	10-1-2016
450	-4	454	George Godsey	H - Georgia Tech (28-31)	10-28-2000
446	2	444	Jameis Winston	H - Florida State (14-51)	10-19-2013
433	26	407	Geno Smith	N1 - West Virginia (33-70)	1-4-2012

N1 - Miami Gardens, Fla. (Orange Bowl); N2 - New Orleans, La. (CFP National Championship Game)

## TOTAL OFFENSE PLAYS BY CLEMSON

PL	Player	Car-Yds	C-A-Y	Site - Team (Score CU-Opp.)	Date
79	Tajh Boyd	29-22	36-50-346	N1 - LSU (25-24)	12-31-2012
77	Cullen Harper	11-(-4)	38-66-372	H - Virginia Tech (23-41)	10-6-2007
77	Deshaun Watson	21-43	36-56-420	N3 - Alabama (35-31)	1-9-2017
75	Deshaun Watson	5-8	52-70-580	H - Pittsburgh (42-43)	11-12-2016
67	Deshaun Watson	20-73	30-47-405	N2 - Alabama (40-45)	1-11-2016
65	Charlie Whitehurst	13-(-6)	34-52-420	A - Duke (34-31)	11-2-2002
65	Deshaun Watson	13-35	39-52-378	H - NC State (24-17)	10-15-2016
64	Patrick Sapp	9-5	25-55-273	A - Maryland (23-53)	11-14-1992
63	Deshaun Watson	10-55	27-53-292	H - Troy (30-24)	9-10-2016
62	Woodrow Dantzler	22-59	22-40-277	H - Florida State (27-41)	11-3-2001
62	Tajh Boyd	18-103	30-44-426	H - NC State (62-48)	11-17-2012
62	Deshaun Watson	14-105	35-48-368	A - Syracuse (37-27)	11-14-2015

N1 - Atlanta, Ga. (Chick-fil-A Bowl); N2 - Glendale, Ariz. (CFP National Championship Game); N3 - Tampa, Fla. (CFP National Championship Game)

## TOTAL OFFENSE PLAYS BY OPPONENT

PL	Player	Car-Yds	C-A-Y	Site - Team (Score CU-Opp.)	Date
75	Lamar Jackson	31-162	27-44-295	H - Louisville (42-36)	10-1-2016
67	Casey Clausen	12-2	31-55-384	N2 - Tennessee (27-14)	1-2-2004
65	Brennan Armstrong	22-89	24-43-270	H - Virginia (41-23)	10-3-2020
64	D. Bryant	8-(-10)	23-56-283	H - Duke (59-31)	12-1-2001
63	Jay Venuto	7-36	28-56-293	A - Wake Forest (35-33)	11-1-1980
63	George Godsey	6-(-4)	35-57-454	H - Georgia Tech (28-31)	10-28-2000
63	Luke McCown	11-(-5)	25-52-328	N1 - Louisiana Tech (49-24)	12-31-2001
63	Joe Burrow	14-58	31-49-463	N3 - LSU (25-42)	1-13-2020
62	Randy Allen	5-(-19)	24-57-197	H - The Citadel (24-0)	10-4-1986
61	Shane Montgomery	5-3	30-56-297	A - NC State (30-10)	10-21-1989
61	Dwight Dasher	19-61	20-42-204	H - Middle Tennessee (37-14)	9-5-2009

N1 - Boise, Idaho (Humanitarian Bowl); N2 - Atlanta, Ga. (Peach Bowl); N3 - New Orleans, La. (CFP National Championship Game)

## RUSHING YARDS BY CLEMSON

Yds	Car.	Player	Site - Opp. (Score CU-Opp.)	Date
263	32	Raymond Priester	H - Duke (34-17)	11-11-1995
260	27	Cliff Austin	H - Duke (49-14)	10-16-1982
234	33	Don King	A - Fordham (12-12)	11-8-1952
233	20	C.J. Spiller	N1 - Georgia Tech (34-39)	12-5-2009
228	25	Andre Ellington	N2 - Auburn (26-19)	9-1-2012
226	21	Wesley McFadden	A - Virginia Tech (22-10)	9-12-1987
220	18	Woodrow Dantzler	A - Virginia (31-10)	9-23-2000
216	21	James Davis	H - Georgia Tech (31-7)	10-21-2006
212	24	Andre Ellington	A - Maryland (56-45)	10-15-2011
212	9	Travis Etienne	H - Wofford (59-14)	11-2-2019

N1 - Tampa, Fla. (ACC Championship Game); N2 - Atlanta, Ga.

## RUSHING YARDS BY OPPONENT

Yds	Car.	Player	Site - Team (Score CU-Opp.)	Date
256	19	Steve Wadiak	A - South Carolina (14-14)	10-19-1950
249	45	James McDougald	A - Wake Forest (20-36)	10-9-1976
230	20	Larry Hopkins	A - Wake Forest (14-20)	10-17-1970
228	28	Mike Voight	A - North Carolina (38-35)	11-8-1975
227	24	Ted Brown	H - NC State (7-45)	10-25-1975
217	16	Brent Cunningham	A - Georgia Tech (7-28)	10-3-1970
214	29	Alvin Blount	N1 - Maryland (23-41)	11-17-1984
204	22	Bubba Bean	H - Texas A&M (15-30)	10-6-1973

N1 - Baltimore, Md.

## CARRIES BY CLEMSON

Car.	Yards	Player	Site - Opp. (Score CU-Opp.)	Date
36	133	Jim Shirley	A - NC State (6-0)	10-6-1951
36	202	Ray Yauger	H - Wake Forest (28-14)	10-18-1969
36	204	Raymond Priester	A - Maryland (20-9)	10-25-1997
35	201	Ray Yauger	H - North Carolina (24-14)	11-16-1968
33	163	Fred Cone	A - Auburn (41-0)	11-25-1950
33	234	Don King	A - Fordham (12-12)	11-8-1952
32	92	Buddy Gore	H - South Carolina (3-7)	11-23-1968
32	143	Terry Allen	A - Duke (17-21)	9-30-1989
32	263	Raymond Priester	H - Duke (34-17)	11-11-1995

## CARRIES BY OPPONENT

Car.	Yards	Player	Site - Team (Score CU-Opp.)	Date
45	249	James McDougald	A - Wake Forest (14-20)	10-9-1976
38	195	Torin Kirtsey	H - Georgia (17-19)	10-7-1995
37	203	Branden Ore	A - Virginia Tech (7-24)	10-26-2006
37	143	Montel Harris	A - Boston College (10-16)	10-30-2010
35	113	Morgan Kane	H - Wake Forest (19-28)	9-26-1998
34	174	Toney Baker	H - NC State (20-14)	11-11-2006
33	131	Morgan Kane	H - Wake Forest (21-10)	9-28-1996
32	184	Don McCauley	H - North Carolina (7-42)	11-14-1970
32	178	Charlie Wysocki	H - Maryland (0-19)	9-15-1979
32	135	Corey Croom	H - Ball State (24-10)	9-5-1992
32	145	Tashard Choice	A - Georgia Tech (3-13)	9-29-2007

## PASSING YARDS BY CLEMSON

Yds	Co.-Att.	Player	Site - Opp. (Score CU-Opp.)	Date
580	52-70	Deshaun Watson	H - Pittsburgh (42-43)	11-12-2016
455	20-27	Tajh Boyd	A - Syracuse (49-14)	10-5-2013
<b>439</b>	<b>29-44</b>	<b>D.J. Uiagalelei</b>	<b>A - Notre Dame (40-47)</b>	<b>11-7-2020</b>
435	27-36	Deshaun Watson	H - North Carolina (50-35)	9-27-2014
428	27-38	Tajh Boyd	A - Wake Forest (42-13)	10-25-2012
426	30-44	Tajh Boyd	H - NC State (62-48)	11-17-2012
420	34-52	Charlie Whitehurst	A - Duke (34-31)	11-2-2002
420	27-41	Deshaun Watson	H - Boston College (34-17)	10-17-2015
420	36-56	Deshaun Watson	N2 - Alabama (35-31)	1-9-2017
405	30-47	Deshaun Watson	N1 - Alabama (40-45)	1-11-2016

N1 - Glendale, Ariz. (CFP National Championship Game); N2 - Tampa, Fla. (CFP National Championship Game)

## PASSING YARDS BY OPPONENT

Yds	Comp.-Att.	Player	Site - Team (Score CU-Opp.)	Date
521	27-43	Chris Weinke	A - Florida State (7-54)	11-4-2000
510	32-50	Jake Bentley	H - South Carolina (56-35)	11-24-2018
493	29-53	Mike Glennon	H - NC State (62-48)	11-17-2012
463	31-49	Joe Burrow	N2 - LSU (25-42)	1-13-2020
454	35-57	George Godsey	H - Georgia Tech (28-31)	10-28-2000
444	22-34	Jameis Winston	H - Florida State (14-51)	10-19-2013
430	23-40	Kellen Mond	A - Texas A&M (28-26)	9-8-2018
418	27-41	John Kaleo	A - Maryland (23-53)	11-14-1992
407	32-43	Geno Smith	N1 - West Virginia (33-70)	1-4-2012
395	30-54	Terry Harvey	A - NC State (43-22)	9-30-1995

N1 - Miami Gardens, Fla. (Orange Bowl); N2 - New Orleans, La. (CFP National Championship Game)

## PASSING ATTEMPTS BY CLEMSON

Att.	Co.	Yds	Player	Site - Opp. (Score CU-Opp.)	Date
70	52	580	Deshaun Watson	H - Pittsburgh (42-43)	11-12-2016
66	38	372	Cullen Harper	H - Virginia Tech (23-41)	10-6-2007
56	36	420	Deshaun Watson	N2 - Alabama (35-31)	1-9-2017
55	25	273	Patrick Sapp	A - Maryland (23-53)	11-14-1992
55	31	288	Charlie Whitehurst	H - Miami (Fla.) (30-36)	9-17-2005
53	21	271	Rodney Williams	H - NC State (28-30)	10-27-1987
53	27	292	Deshaun Watson	H - Troy (30-24)	9-10-2016
52	34	420	Charlie Whitehurst	A - Duke (34-31)	11-2-2002
52	39	378	Deshaun Watson	H - NC State (24-17)	10-15-2016
50	24	301	Brandon Streeter	N1 - Mississippi State (7-17)	12-30-1999
50	36	346	Tajh Boyd	N1 - LSU (25-24)	12-31-2012

N1 - Atlanta, Ga. (Peach/Chick-fil-A Bowl); N2 - Tampa, Fla. (CFP National Championship Game)

## PASSING ATTEMPTS BY OPPONENT

Att.	Co.	Yds	Player	Site - Team (Score CU-Opp.)	Date
57	24	197	Kip Allen	H - The Citadel (24-0)	10-4-1986
57	35	454	George Godsey	H - Georgia Tech (28-31)	10-28-2000
56	28	283	Jay Venuto	A - Wake Forest (35-33)	11-1-1980
56	30	297	Shane Montgomery	H - NC State (30-10)	10-21-1989
56	23	283	D. Bryant	H - Duke (59-31)	12-1-2001
55	31	384	Casey Clausen	N1 - Tennessee (27-14)	1-2-2004
54	30	395	Terry Harvey	A - NC State (43-22)	9-30-1995
53	34	367	Ben Bennett	A - Duke (38-31)	10-15-1983
53	29	493	Mike Glennon	H - NC State (62-48)	11-17-2012

N1 - Atlanta, Ga. (Peach Bowl)

## COMPLETIONS BY CLEMSON

Co.	Att.	Yds	Player	Site - Opp. (Score CU-Opp.)	Date
52	70	580	Deshaun Watson	H - Pittsburgh (42-43)	11-12-2016
39	52	378	Deshaun Watson	H - NC State (24-17)	10-15-2016
38	66	372	Cullen Harper	H - Virginia Tech (23-41)	10-6-2007

# INDIVIDUAL GAME BESTS

36	56	420	Deshawn Watson	N3 - Alabama (35-31)	1-9-2017
36	50	346	Tajh Boyd	N1 - LSU (25-24)	12-31-2012
35	48	368	Deshawn Watson	A - Syracuse (37-27)	11-14-2015
34	52	420	Charlie Whitehurst	A - Duke (34-31)	11-2-2002
33	48	400	Trevor Lawrence	N4 - Ohio State (28-49)	1-1-2021
32	48	304	Deshawn Watson	A - Georgia Tech (26-7)	9-22-2016
31	55	288	Charlie Whitehurst	H - Miami (Fla.) (30-36)	9-17-2005
31	40	378	Tajh Boyd	N2 - Ohio State (40-35)	1-3-2014

N1 - Atlanta, Ga. (Chick-fil-A Bowl); N2 - Miami Gardens, Fla. (Orange Bowl); N3 - Tampa, Fla. (CFP National Championship Game); N4 - New Orleans, La. (Sugar Bowl)

## COMPLETIONS BY OPPONENT

Co.	Att.	Yds	Player	Site - Team (Score CU-Opp.)	Date
35	57	454	George Godsey	H - Georgia Tech (28-31)	10-28-2000
34	53	367	Ben Bennett	A - Duke (38-31)	10-15-1983
33	48	271	Matt Schaub	H - Virginia (30-27)	10-11-2003
32	43	375	Kliff Kingsbury	N1 - Texas Tech (15-55)	12-23-2002
32	43	407	Geno Smith	N3 - West Virginia (33-70)	1-4-2012
32	50	510	Jake Bentley	H - South Carolina (56-35)	11-24-2018
31	46	368	Bruce Gadd	A - Rice (10-29)	9-23-1972
31	55	385	Casey Clausen	N2 - Tennessee (27-14)	1-2-2004
31	47	315	Matt Ryan	H - Boston College (17-20)	11-17-2007
31	50	338	Ryan Finley	A - NC State (38-31)	11-4-2017
31	49	463	Joe Burrow	N4 - LSU (25-42)	1-13-2020

N1 - Orlando, Fla. (Tangerine Bowl); N2 - Atlanta, Ga. (Peach Bowl); N3 - Miami Gardens, Fla. (Orange Bowl); N4 - New Orleans, La. (CFP National Championship Game)

## COMPLETION PERCENTAGE BY CLEMSON

Pct.	Co.-Att.	Player	Site - Opp. (Score CU-Opp.)	Date
95.0	19-20	Cole Stoudt	H - South Carolina State (52-13)	9-7-2013
94.1	16-17	Woodrow Dantzler	H - The Citadel (38-0)	9-2-2000
90.9	20-22	Cullen Harper	H - Central Michigan (70-14)	10-20-2007
90.9	10-11	Cole Stoudt	H - Wake Forest (56-7)	9-28-2013
88.2	15-17	Kyle Parker	A - Wake Forest (30-10)	11-20-2010
85.7	12-14	DeChane Cameron	A - South Carolina (41-24)	11-23-1991
85.2	23-27	Woodrow Dantzler	A - NC State (45-37)	10-13-2001
84.6	11-13	Willie Jordan	A - Duke (21-25)	10-18-1975
84.2	16-19	Cullen Harper	H - Furman (38-10)	9-15-2007
84.2	16-19	Trevor Lawrence	H - Boston College (59-7)	10-26-2019

Note: Minimum 10 passing attempts.

## COMPLETION PERCENTAGE BY OPPONENT

Pct.	Co.-Att.	Player	Site - Team (Score CU-Opp.)	Date
100.0	11-11	Darian Durant	H - North Carolina (3-38)	10-20-2001
84.6	22-26	Terry Jordan	A - NC State (24-17)	10-20-1990
83.3	10-12	Braxton Burmeister	A - Virginia Tech (45-10)	12-5-2020
81.8	9-11	Bob Avellini	A - Maryland (6-31)	11-11-1972
81.2	13-16	Mike Cavan	A - Georgia (0-38)	9-26-1970
80.0	16-20	Art Schlichter	N1 - Ohio State (17-15)	12-29-1978
80.0	20-25	Cory Randolph	A - Wake Forest (27-31)	10-1-2005
78.6	22-28	Justin Fields	N2 - Ohio State (28-49)	1-1-2021
78.3	18-23	Riley Skinner	A - Wake Forest (27-17)	10-7-2006
77.1	27-35	EJ Manuel	A - Florida State (37-49)	9-22-2012

N1 - Jacksonville, Fla. (Gator Bowl); N2 - New Orleans, La. (Sugar Bowl); Note: Minimum 10 passing attempts.

## PASSING EFFICIENCY BY CLEMSON

Eff.	Player	C-A-Yds-I-TD	Site - Opp. (Score CU-Opp.)	Date
310.7	Bobby Gage	9-11-245-1-2	A - Furman (42-0)	11-8-1947
282.1	Harvey White	8-10-162-0-2	A - South Carolina (27-0)	10-22-1959
261.9	Tajh Boyd	20-27-455-2-5	A - Syracuse (49-14)	10-5-2013
261.1	Cullen Harper	20-22-273-1-5	H - Central Michigan (70-14)	10-20-2007
257.9	Trevor Lawrence	16-19-275-0-3	H - Boston College (59-7)	10-26-2019
253.9	Cullen Harper	16-19-266-0-3	H - Furman (38-10)	9-15-2007
251.3	Trevor Lawrence	12-16-218-0-3	H - Wofford (59-14)	11-2-2019
248.8	Nealon Greene	8-11-152-0-2	A - NC State (43-22)	9-30-1995
248.0	Trevor Lawrence	16-22-302-0-4	N1 - Virginia (62-17)	12-7-2019
247.2	Woodrow Dantzler	16-17-192-0-3	H - The Citadel (38-0)	9-2-2000

N1 - Charlotte, N.C. (ACC Championship Game); Note: Minimum 10 passing attempts.

## PASSING EFFICIENCY BY OPPONENT

Eff.	Player	C-A-Yds-I-TD	Site - Team (Score CU-Opp.)	Date
323.1	Jeff Grantz	9-12-158-0-5	A - South Carolina (20-56)	11-22-1975
270.5	Scotty Glacken	8-12-134-0-4	A - Duke (30-35)	10-19-1963
257.6	Justin Fields	22-28-385-1-6	N2 - Ohio State (28-49)	1-1-2021
256.5	Billy Lothridge	7-10-128-1-3	A - Georgia Tech (9-26)	9-22-1962
242.5	Mike Elkins	11-16-213-0-3	A - Wake Forest (38-21)	10-29-1988
226.9	Clyde Walker	10-14-165-1-3	H - Florida State (7-43)	11-1-1975
213.0	Mike Tice	9-13-144-0-2	A - Maryland (7-34)	11-15-1980
207.7	Connor Shaw	14-20-210-0-3	A - South Carolina (13-34)	11-26-2011
205.2	Joe Hamilton	22-30-322-2-5	A - Georgia Tech (42-45)	11-13-1999
203.7	Donovan McNabb	13-23-309-1-3	N1 - Syracuse (0-41)	1-1-1996

N1 - Jacksonville, Fla. (Gator Bowl); N2 - New Orleans, La. (Sugar Bowl); Note: Minimum 10 passing attempts.

## RECEPTIONS BY CLEMSON

Rec.	Yards	Player	Site - Opp. (Score CU-Opp.)	Date
16	227	Sammy Watkins	N1 - Ohio State (40-35)	1-3-2014
15	202	Mike Williams	H - Pittsburgh (42-43)	11-12-2016



COLE STOUTD COMPLETED A TIGER-RECORD 95 PERCENT OF HIS PASSES AGAINST SOUTH CAROLINA STATE IN 2013.

14	163	Sammy Watkins	A - Maryland (40-27)	10-26-2013
13	119	DeAndre Hopkins	N2 - Auburn (26-19)	9-1-2012
13	191	DeAndre Hopkins	N2 - LSU* (25-24)	12-31-2012
13	125	Artavis Scott	H - Pittsburgh (42-43)	11-12-2016
12	133	Airese Currie	H - Middle Tennessee (37-14)	9-13-2003
12	73	Artavis Scott	A - Syracuse (37-27)	11-14-2015
12	146	Mike Williams	H - NC State (24-17)	10-15-2016
11	129	Phil Rogers	A - North Carolina (13-17)	11-6-1965
11	111	Rod Gardner	H - Marshall (10-13)	9-4-1999
11	156	Chansi Stuckey	H - Florida State (35-14)	11-12-2005
11	124	Chansi Stuckey	A - Boston College (33-34)	9-9-2006
11	174	Aaron Kelly	H - Virginia Tech (23-41)	10-6-2007
11	100	Tyler Grisham	H - Virginia Tech (23-41)	10-6-2007
11	197	DeAndre Hopkins	A - Boston College (45-31)	9-29-2012
11	110	Sammy Watkins	H - NC State (62-48)	11-17-2012
11	105	Cornell Powell	H - Boston College (34-28)	10-31-2020

\* - Chick-fil-A Bowl; N1 - Miami Gardens, Fla. (Orange Bowl); N2 - Atlanta, Ga.

## RECEPTIONS BY OPPONENT

Rec.	Yards	Player	Site - Opp. (Score CU-Opp.)	Date
14	209	Kelly Campbell	H - Georgia Tech (28-31)	10-28-2000
13	209	Henley Carter	H - Duke (39-22)	10-19-1968
13	149	Wes Chesson	A - Duke (10-21)	10-24-1970
13	132	Mark Militello	A - Duke (38-31)	10-15-1983
12	115	Phil Denfeld	H - Wake Forest (82-24)	10-31-1981



# INDIVIDUAL GAME BESTS

12	123	Tavon Austin	N1 - West Virginia (33-70)	1-4-2012
11	131	Larry Seivers	A - Tennessee (19-21)	10-2-1976
11	113	John Tice	A - Maryland (24-22)	11-13-1982
11	114	Joey Gibson	H - App State (23-12)	9-6-1997
11	225	Torry Holt	H - NC State (39-46)	10-31-1998
11	121	Peter Warrick	H - Florida State (14-17)	10-23-1999
11	78	Wali Lundy	A - Virginia (17-22)	10-12-2002
11	92	Andre Callender	H - Boston College (17-20)	11-17-2007
11	93	Deondre Douglas	H - Troy (30-24)	9-10-2016

N1 - Miami Gardens, Fla. (Orange Bowl)

## RECEIVING YARDS BY CLEMSON

Yds	Rec.	Player	Site - Opp. (Score CU-Opp.)	Date
227	16	Sammy Watkins	N1 - Ohio State (40-35)	1-3-2014
202	8	Sammy Watkins	A - Wake Forest (42-13)	10-25-2012
202	15	Mike Williams	H - Pittsburgh (42-43)	11-12-2016
197	11	DeAndre Hopkins	A - Boston College (45-31)	9-29-2012
191	13	DeAndre Hopkins	N2 - LSU (25-24)	12-31-2012
185	7	Artavis Scott	H - South Carolina (35-17)	11-29-2014
182	7	Rod Gardner	A - North Carolina (38-24)	10-21-2000
182	9	Tee Higgins	N3 - Virginia (62-17)	12-7-2019
178	6	Tee Higgins	H - The Citadel (61-3)	11-18-2017
176	5	Martavis Bryant	H - Georgia Tech (55-31)	11-14-2013
176	6	Cornell Powell	H - Pittsburgh (52-17)	11-28-2020

N1 - Miami Gardens, Fla. (Orange Bowl); N2 - Atlanta, Ga. (Chick-fil-A Bowl); N3 - Charlotte, N.C. (ACC Championship Game)

## RECEIVING YARDS BY OPPONENT

Yds	Rec.	Player	Site - Opp. (Score CU-Opp.)	Date
249	8	Peter Warrick	H - Florida State (28-35)	9-20-1997
225	11	Torry Holt	H - NC State (39-46)	10-31-1998
221	9	Ja'Marr Chase	N2 - LSU (25-42)	1-13-2020
219	7	Tobias Palmer	H - NC State (62-48)	11-17-2012
210	10	Deebo Samuel	H - South Carolina (56-35)	11-24-2018
209	13	Henley Carter	H - Duke (39-22)	10-19-1968
209	14	Kelly Campbell	H - Georgia Tech (28-31)	10-28-2000
208	5	O.J. Howard	N1 - Alabama (40-45)	1-11-2016
193	8	Alex Amidon	A - Boston College (45-31)	9-29-2012
184	9	Marcus Badgett	A - Maryland (23-53)	11-14-1992

N1 - Glendale, Ariz. (CFP National Championship Game); N2 - New Orleans, La. (CFP National Championship Game)

## POINTS BY CLEMSON

Pts	Player	TD	XP	Site - Opp. (Score CU-Opp.)	Date
33	Maxcey Welch	5	3	H - Newberry (75-0)	10-17-1930
30	Stumpy Banks	5	0	A - Furman (38-0)	10-13-1917
24	Boo Armstrong	4	0	A - South Carolina (39-0)	11-2-1918
24	Fred Cone	4	0	A - Auburn (41-0)	11-25-1950
24	Terrence Flagler	4	0	A - Wake Forest (28-20)	11-1-1986
24	Emory Smith	4	0	A - Wake Forest (29-14)	9-16-1995
24	Travis Zachery	4	0	H - Duke (58-7)	11-6-1999
24	Travis Zachery	4	0	H - Duke (59-31)	12-1-2001
24	Chad Jasmin	4	0	A - South Carolina (63-17)	11-22-2003
24	James Davis	4	0	H - North Carolina (52-7)	9-23-2006
24	C.J. Spiller	4	0	N1 - Georgia Tech (34-39)	12-5-2009

N1 - Tampa, Fla. (ACC Championship Game)

## POINTS BY OPPONENT

Pts	Player	TD	XP	Site - Opp. (Score CU-Opp.)	Date
24	Kevin McLee	4	0	A - Georgia (7-35)	10-4-1975
24	Ted Brown	4	0	H - N.C.State (7-45)	10-25-1975
24	Torry Holt	4	0	H - NC State (39-46)	10-31-1998
24	LaMont Jordan	4	0	A - Maryland (42-30)	10-16-1999
24	Tavon Austin	4	0	N1 - West Virginia (33-70)	1-4-2012
24	Todd Gurley	4	0	A - Georgia (21-45)	8-30-2014
24	Dalvin Cook	4	0	A - Florida State (37-34)	10-29-2016

N1 - Miami Gardens, Fla. (Orange Bowl)

## FIELD GOALS BY CLEMSON

FG	Distances	Player	Site - Opp. (Score CU-Opp.)	Date
6	(21, 21, 25, 18, 44, 42)	Jad Dean	H - Texas A&M (25-24)	9-3-2005
6	(23, 33, 32, 52, 42, 35)	Richard Jackson	H - Boston College (25-7)	9-19-2009
5	(31, 42, 32, 46, 41)	Nelson Welch	H - NC State (29-19)	10-26-1991
5	(30, 53, 43, 31, 32)	Nelson Welch	A - Maryland (23-53)	11-14-1992
5	(34, 37, 47, 34, 20)	Nelson Welch	A - North Carolina (28-17)	11-5-1994
5	(38, 42, 18, 20, 47)	Chandler Catanzaro	H - Boston College (36-14)	10-8-2011
4	(49, 26, 24, 57)	Obed Ariri	H - Wake Forest (26-0)	10-29-1979
4	(30, 33, 44, 17)	Obed Ariri	A - North Carolina (19-10)	11-10-1979
4	(19, 45, 39, 30)	Obed Ariri	A - NC State (20-24)	10-25-1980
4	(47, 25, 30, 25)	Chris Gardocki	H - Georgia (34-3)	10-6-1990
4	(38, 20, 45, 44)	Chris Gardocki	A - Georgia Tech (19-21)	10-13-1990
4	(25, 47, 30, 20)	Matt Padgett	A - NC State (19-17)	9-13-1997
4	(52, 34, 30, 35)	David Richardson	A - Wake Forest (33-16)	11-1-1997
4	(25, 22, 39, 24)	David Richardson	H - Furman (33-0)	9-5-1998
4	(47, 22, 38, 37)	Aaron Hunt	H - Louisiana Tech (33-13)	9-7-2002
4	(29, 35, 22, 42)	Aaron Hunt	H - Maryland (12-30)	11-16-2002
4	(23, 35, 32, 37)	Aaron Hunt	H - Florida State (26-10)	11-8-2003
4	(21, 47, 36, 42)	Jad Dean	H - NC State (26-20)	10-30-2004
4	(27, 32, 25, 22)	Jad Dean	H - Maryland (12-13)	11-4-2006

4	(28, 46, 29, 25)	Mark Buchholz	A - NC State (42-20)	9-22-2007
4	(24, 40, 37, 18)	Chandler Catanzaro	N1 - Auburn (26-19)	9-1-2012
4	(31, 29, 25, 24)	Chandler Catanzaro	A - Maryland (40-27)	10-26-2013
<b>4</b>	<b>(25, 45, 46, 30)</b>	<b>B.T. Potter</b>	<b>A - Notre Dame (40-47)</b>	<b>11-7-2020</b>

N1 - Atlanta, Ga.

## YARDS ON FIELD GOALS BY CLEMSON

Yds	Distances	Player	Site - Opp. (Score CU-Opp.)	Date
217	(23, 33, 32, 52, 42, 35)	Richard Jackson	H - Boston College (25-7)	9-19-2009
192	(31, 42, 32, 46, 41)	Nelson Welch	H - NC State (29-19)	10-26-1991
189	(30, 53, 43, 31, 32)	Nelson Welch	A - Maryland (23-53)	11-14-1992
172	(34, 37, 47, 34, 20)	Nelson Welch	A - North Carolina (28-17)	11-5-1994
171	(21, 21, 25, 18, 44, 42)	Jad Dean	H - Texas A&M (25-24)	9-3-2005
165	(38, 42, 18, 20, 47)	Chandler Catanzaro	H - Boston College (36-14)	10-8-2011
156	(49, 26, 24, 57)	Obed Ariri	H - Wake Forest (26-0)	10-29-1979
151	(52, 34, 30, 35)	David Richardson	A - Wake Forest (33-16)	11-1-1997
147	(38, 20, 45, 44)	Chris Gardocki	A - Georgia Tech (19-21)	10-13-1990
146	(21, 47, 36, 42)	Jad Dean	H - NC State (26-20)	10-30-2004
146	(48, 52, 46)	Mark Buchholz	H - Wake Forest (44-10)	11-10-2007
<b>146</b>	<b>(25, 45, 46, 30)</b>	<b>B.T. Potter</b>	<b>A - Notre Dame (40-47)</b>	<b>11-7-2020</b>

## PUNT RETURN YARDS BY CLEMSON

Yds	Returns	Player	Site - Opp. (Score CU-Opp.)	Date
167	4	Don Kelley	A - Maryland (24-11)	10-20-1970
126	5	Donnell Woolford	H - Georgia Tech (33-12)	9-26-1987
119	3	C.J. Spiller	H - Boston College (25-7)	9-19-2009
116	4	Darnell Stephens	H - Maryland (40-7)	11-16-1991
107	8	Adam Humphries	H - Louisville (23-17)	10-11-2014
106	7	Tony Horne	H - UTEP (39-7)	10-4-1997
105	3	Brian Mance	H - Georgia Tech (28-31)	10-28-2000
102	2	Richie Luzzi	A - Georgia (13-31)	9-27-1969

## KICKOFF RETURN YARDS BY CLEMSON

Yds	Returns	Player	Site - Team (Score CU-Opp.)	Date
282	6	Justin Miller	A - Florida State (22-41)	9-25-2004
207	5	Sammy Watkins	A - Maryland (56-45)	10-15-2011
174	5	David Thomas	A - Georgia Tech (9-31)	10-7-1972
160	7	John Shields	H - Alabama (13-38)	10-25-1969
159	6	Dennis Goss	A - North Carolina (13-26)	11-6-1971
158	4	Terrance Roulhac	H - South Carolina (21-21)	11-22-1986
153	2	Derrick Hamilton	A - Maryland (20-37)	11-10-2001
152	4	Justin Miller	H - Maryland (12-30)	11-16-2002
152	4	C.J. Spiller	N1 - Alabama (10-34)	8-30-2008
143	3	Bill Mathis	A - Georgia Tech (6-16)	10-25-1959
143	7	Sammy Watkins	N2 - West Virginia (33-70)	1-4-2012

N1 - Atlanta, Ga.; N2 - Miami Gardens, Fla. (Orange Bowl)

## RETURN YARDS (PR, KOR, IR) BY CLEMSON

Yds	Method	Player	Site - Opp. (Score CU-Opp.)	Date
282	(282 KOR)	Justin Miller	A - Florida State (22-41)	9-25-2004
223	(167 PR, 56 IR)	Don Kelley	A - Maryland (24-11)	10-31-1970
207	(207 KOR)	Sammy Watkins	A - Maryland (56-45)	10-15-2011
174	(174 KOR)	David Thomas	A - Georgia Tech (9-31)	10-7-1972
165	(26 PR, 139 KOR)	Marcus Gilchrist	H - South Carolina (7-29)	11-27-2010
161	(9 PR, 152 KOR)	C.J. Spiller	N1 - Alabama (10-34)	8-30-2008
160	(160 KOR)	John Shields	H - Alabama (13-38)	10-25-1969
159	(159 KOR)	Dennis Goss	A - North Carolina (13-26)	11-6-1971
159	(62 PR, 97 KOR)	C.J. Spiller	N2 - Nebraska (21-26)	1-1-2009
159	(63 PR, 96 KOR)	C.J. Spiller	H - Middle Tennessee (37-14)	9-5-2009

N1 - Atlanta, Ga.; N2 - Jacksonville, Fla. (Gator Bowl)

## ALL-PURPOSE YARDS BY CLEMSON

Yds	Player	Opponent	Year	Rush	Rec.	PR	KOR
345	Sammy Watkins	Maryland	2011	33	105	0	207
312	C.J. Spiller	Florida State	2009	165	67	9	71
310	C.J. Spiller	at Miami (Fla.)	2009	81	104	---	125
301	C.J. Spiller	Georgia Tech*	2009	233	5	---	63
284	Sammy Watkins	Georgia Tech	2011	7	153	---	124
282	Justin Miller	at Florida State	2004	---	---	---	282
274	Terrence Flagler	at Wake Forest	1986	209	65	---	---
268	Sammy Watkins	Ohio State^	2013	3	227	---	38
267	Tony Horne	Florida State	1997	---	131	27	109
264	Andre Ellington	Boston College	2012	132	3	---	129
264	Travis Etienne	Boston College	2020	84	140	---	40

\* - Tampa, Fla. (ACC Championship Game); ^ - Miami Gardens, Fla. (Orange Bowl)

## PUNTING AVERAGE BY CLEMSON

Avg.	Att.-Yds	Player	Site - Opp. (Score CU-Opp.)	Date
55.3	3-166	Dale Hatcher	H - Kentucky (24-6)	10-2-1982
<b>53.6</b>	<b>5-268</b>	<b>Will Spiers</b>	<b>H - Syracuse (47-21)</b>	<b>10-24-2020</b>
<b>52.7</b>	<b>3-158</b>	<b>Will Spiers</b>	<b>H - Miami (Fla.) (42-17)</b>	<b>10-10-2020</b>
52.0	5-260	Banks McFadden	A - George Washington (13-6)	11-3-1939
51.8	4-207	Dale Hatcher	H - Georgia (16-16)	9-17-1983
<b>51.8</b>	<b>4-207</b>	<b>Will Spiers</b>	<b>A - Louisville (47-21)</b>	<b>9-16-2017</b>
51.5	6-309	Dawson Zimmerman	H - North Texas (35-10)	9-4-2010
51.0	6-306	Dale Hatcher	A - Kentucky (21-3)	10-3-1981
50.8	4-203	Joe Paglieli	H - Maryland (12-25)	11-12-1955
<b>50.7</b>	<b>3-152</b>	<b>Will Spiers</b>	<b>A - Georgia Tech (73-7)</b>	<b>10-17-2020</b>

Note: Minimum three punts.

# 100-YARD INDIVIDUAL RUSHING GAMES

Yds	Car	Player	Opponent	Result	Date	Site
263	32	Raymond Priestler	Duke	W, 34-17	11-11-1995	H
260	27	Cliff Austin	Duke	W, 49-14	10-16-1982	H
234	33	Don King	Fordham	T, 12-12	11-8-1952	A
233	20	C.J. Spiller	Georgia Tech	L, 34-39	12-5-2009	N
228	25	Andre Ellington	Auburn	W, 26-19	9-1-2012	N
226	32	Wesley McFadden	Virginia Tech	W, 22-10	9-12-1987	A
220	18	Woodrow Dantzler	Virginia	W, 31-10	9-23-2000	A
216	21	James Davis	Georgia Tech	W, 31-7	10-21-2006	H
212	24	Andre Ellington	Maryland	W, 56-45	10-15-2011	A
212	9	Travis Etienne	Wofford	W, 59-14	11-2-2019	H
210	30	Terrence Flagler	Virginia	W, 31-17	10-11-1986	A
209	22	Terrence Flagler	Wake Forest	W, 28-20	11-1-1986	A
205	12	Travis Etienne	Georgia Tech	W, 52-14	8-29-2019	H
204	15	Buck George	Presbyterian	W, 53-13	9-20-1952	H
204	36	Raymond Priestler	Maryland	W, 20-9	10-25-1997	A
203	27	Travis Etienne	Syracuse	W, 27-23	9-29-2018	H
202	36	Ray Yaeger	Wake Forest	W, 28-14	10-18-1969	H
201	35	Ray Yaeger	North Carolina	W, 24-14	11-16-1968	H
197	27	Ken Callicutt	South Carolina	W, 39-21	11-23-1974	H
192	18	Butch Butler	Presbyterian	W, 32-13	9-19-1942	H
192	14	Travis Etienne	Louisville	W, 45-10	10-19-2019	A
191	27	Wayne Gallman	South Carolina	W, 35-17	11-29-2014	H
189	31	Buddy Gore	South Carolina	W, 23-12	11-25-1967	A
187	30	Raymond Priestler	Wake Forest	W, 21-10	9-28-1996	H
187	28	Wayne Gallman	North Carolina	W, 45-37	12-5-2015	N
186	30	Kevin Mack	Maryland	W, 52-27	11-12-1983	H
185	20	Ronald Williams	Virginia	T, 20-20	10-12-1991	H
184	23	Woodrow Dantzler	NC State	W, 45-37	10-13-2001	A
183	27	Terry Allen	Virginia	W, 38-21	10-10-1987	H
183	14	Ronald Williams	App State	W, 48-0	9-22-1990	H
183	22	Woodrow Dantzler	Maryland	W, 42-30	10-16-1999	A
182	6	Bobby Gage	Presbyterian	W, 42-0	9-20-1947	H



LYN-J DIXON HAD  
163 YARDS ON ONLY  
10 CARRIES AT WAKE  
FOREST IN 2018.

## 100-YARD RUSHING GAMES

Player	Years	Gms	James Davis	2005-08	14
Travis Etienne	2017-20	20	C.J. Spiller	2006-09	12
Wayne Gallman	2014-16	17	Andre Ellington	2009-12	12
Raymond Priestler	1994-97	15			

179	13	Hal Davis	Virginia	W, 29-7	10-31-1964	H
178	19	Lester Brown	Virginia	W, 30-14	10-14-1978	A
178	19	Cliff Austin	Duke	W, 38-10	10-17-1981	A
177	26	Larry Gressette	Auburn	W, 34-0	11-24-1951	H
177	17	Terrence Flagler	The Citadel	W, 24-0	10-4-1986	H
175	14	Jackie Calvert	Missouri	W, 34-0	9-30-1950	A
175	24	Joel Wells	Furman	W, 40-20	11-26-1955	A
175	25	Raymond Priestler	Georgia Tech	W, 28-25	10-19-1996	H
174	14	Billy Hair	Presbyterian	W, 53-6	9-22-1951	H
173	15	Banks McFadden	Presbyterian	W, 18-0	9-23-1939	H
172	19	Derrick Witherspoon	Maryland	W, 29-0	10-30-1993	H
172	31	Wayne Gallman	NC State	W, 56-41	10-31-2015	A
170	19	Ken Callicutt	North Carolina	W, 54-32	11-9-1974	H
167	29	Terry Allen	North Carolina	W, 37-14	11-5-1988	H
167	10	Travis Etienne	Wake Forest	W, 63-3	10-6-2018	A
166	15	Woodrow Dantzler	Wake Forest	W, 55-7	9-16-2000	H
166	24	James Davis	NC State	W, 42-20	9-22-2007	A
166	20	Andre Ellington	Georgia Tech	W, 27-13	10-23-2010	H
165	22	C.J. Spiller	Florida State	W, 40-24	11-7-2009	H
165	22	Andre Ellington	Wofford	W, 35-27	9-10-2011	H
164	25	Woodrow Dantzler	Georgia Tech	W, 47-44 <sup>(OT)</sup>	9-29-2001	A
163	33	Fred Cone	Auburn	W, 41-0	11-25-1950	A
163	25	Joe Henderson	North Carolina	W, 35-3	11-4-1989	A
163	24	Rodney Blunt	Duke	W, 33-21	12-1-1991	N
163	22	Raymond Priestler	Maryland	W, 17-0	10-21-1995	A
163	10	LYN-J DIXON	Wake Forest	W, 63-3	10-6-2018	A
162	16	Travis Etienne	Georgia Southern	W, 38-7	9-15-2018	H
161	13	Ray Mathews	Presbyterian	W, 69-7	9-17-1949	H
161	30	Roderick McDowell	Maryland	W, 40-27	10-26-2013	A
161	22	Wayne Gallman	Wake Forest	W, 35-13	11-16-2016	A
160	19	Ed Maness	Rhodes	T, 12-12	11-16-1940	A
159	17	Louis Solomon	Wake Forest	W, 24-8	10-29-1994	H
156	12	Travis Etienne	Pittsburgh	W, 42-10	12-1-2018	N
155	10	C.J. Spiller	South Carolina	L, 28-31	11-25-2006	H
154	28	Lester Brown	North Carolina	W, 13-9	11-11-1978	H
154	16	Terry Allen	Wake Forest	W, 38-21	10-29-1988	A
154	27	Raymond Priestler	Wake Forest	W, 29-14	9-16-1995	A
154	18	C.J. Spiller	NC State	W, 20-14	11-11-2006	H
153	8	Travis Etienne	Louisville	W, 77-16	11-3-2018	H
152	5	Ken Moore	The Citadel	W, 59-0	11-27-1954	H
152	22	Wade Hughes	Wake Forest	W, 31-0	10-28-1972	A
151	25	Chuck McSwain	South Carolina	W, 29-13	11-21-1981	A
151	25	Raymond Priestler	LSU	L, 7-10	12-28-1996	N
151	29	Travis Zachery	Maryland	W, 35-14	10-14-2000	H
150	18	Kevin Mack	Duke	W, 38-31	10-15-1983	A
150	28	James Davis	Colorado	W, 19-10	12-27-2005	N
150	26	Wayne Gallman	Oklahoma	W, 37-17	12-31-2015	N
150	28	Travis Etienne	South Carolina	W, 56-35	11-24-2018	H
149	17	Travis Etienne	Miami (Fla.)	W, 42-17	10-10-2020	H
148	27	Kenny Flowers	Minnesota	L, 13-20	12-21-1985	N
147	31	Travis Zachery	NC State	W, 34-27	10-7-2000	H
146	22	Sid Tinsley	South Carolina	W, 20-13	10-19-1944	A
146	23	Ray Yaeger	Georgia Tech	W, 21-10	10-4-1969	A
146	11	Don Testerman	Tennessee	L, 28-29	10-26-1974	A
146	25	Marvin Sims	Georgia	W, 12-7	9-22-1979	H
146	30	Raymond Priestler	NC State	W, 40-17	11-16-1996	H
145	19	Fred Cone	Furman	W, 57-2	11-18-1950	H
145	24	Terry Allen	Virginia	W, 10-7	10-8-1988	A
145	27	James Davis	South Carolina	W, 13-9	11-19-2005	A
145	24	Dashaun Watson	Oklahoma	W, 37-17	12-31-2015	N
144	8	Bobby Gage	Presbyterian	W, 76-0	9-22-1945	H
144	31	Hugh Mauldin	TCU	W, 3-0	10-23-1965	H
143	22	Fred Cone	Presbyterian	W, 54-0	9-23-1950	H
143	32	Terry Allen	Duke	L, 17-21	9-30-1989	A
143	12	James Davis	NC State	W, 31-10	10-13-2005	A
143	11	James Davis	Louisiana Tech	W, 51-0	9-30-2006	H
143	27	Jamie Harper	Florida State	L, 13-16	11-13-2010	A
142	24	Jamie Harper	Wake Forest	W, 30-10	11-20-2010	A
141	18	Bobby Gage	Auburn	W, 34-18	11-22-1947	H
141	20	Billy Hair	Furman	W, 57-2	11-18-1950	H
141	31	Ray Yaeger	Duke	L, 27-34	11-8-1969	A
141	23	Kenny Flowers	Wake Forest	W, 26-10	11-2-1985	H
141	16	Rodney Blunt	Virginia	W, 29-28	10-10-1992	A
141	17	Travis Zachery	Duke	W, 58-7	11-6-1999	H
140	13	Mike O'Cain	NC State	L, 21-38	10-23-1976	A
140	22	Andre Ellington	Auburn	L, 24-27 <sup>(OT)</sup>	9-18-2010	A
139	15	Fred Cone	Duquesne	W, 33-20	11-12-1949	H
139	28	Ray Yaeger	Maryland	W, 16-0	11-9-1968	A
139	22	Terrence Flagler	Western Carolina	W, 44-10	9-3-1983	H
139	24	Wayne Gallman	Louisville	W, 20-17	9-17-2015	A



# 100-YARD INDIVIDUAL RUSHING GAMES


**BUDDY GORE HAD 11 GAMES WITH AT LEAST 100 RUSHING YARDS IN HIS CAREER (1966-68).**



138	25	Wade Hughes	Virginia	W, 37-21	10-21-1972	H
138	23	Raymond Priestler	App State	W, 23-12	9-6-1997	H
138	9	James Davis	Temple	W, 63-9	10-12-2006	N
137	11	Jim Whitmire	Wake Forest	L, 12-41	10-30-1943	H
137	17	Harold Goggins	South Carolina	L, 20-56	11-22-1975	A
137	18	Raymond Priestler	South Carolina	L, 31-34	11-23-1996	H
136	16	Ed Maness	Furman	W, 13-7	11-23-1940	A
136	18	Bobby Gage	Duquesne	W, 34-13	11-15-1947	A
136	9	Smiley Sanders	Wake Forest	W, 35-8	11-3-1973	H
136	20	Kenny Flowers	Maryland	L, 23-41	11-17-1984	A
136	26	Kenny Flowers	South Carolina	W, 24-17	11-23-1985	A
136	28	Lamont Pegues	Georgia Tech	W, 20-10	11-12-1994	H
135	28	Buddy Gore	Georgia Tech	L, 21-24	10-5-1968	A
135	19	Woodrow Dantzler	Duke	W, 59-31	12-1-2001	H
134	28	Lester Brown	Georgia Tech	W, 31-14	9-24-1977	A
134	17	Terry Allen	Duke	W, 49-17	10-15-1988	H
134	24	Antwan Wyatt	Maryland	W, 13-0	10-1-1994	H
134	22	Woodrow Dantzler	Duke	W, 52-22	9-30-2000	A
133	36	Jim Shirley	NC State	W, 6-0	10-6-1951	A
132	25	Andre Ellington	Boston College	W, 45-31	9-29-2012	A
132	22	Roderick McDowell	Georgia	W, 38-35	8-31-2013	H
131	14	Ray Mathews	Presbyterian	W, 54-0	9-23-1950	H
131	14	Jackie Calvert	Wake Forest	W, 13-12	10-28-1950	A
131	31	Buddy Gore	North Carolina	W, 17-0	11-4-1967	A
131	26	Stacey Driver	Georgia Tech	L, 21-28	9-29-1984	A
131	20	Joe Henderson	Wake Forest	W, 31-17	10-31-1987	H
131	24	Dashaun Watson	North Carolina	W, 45-37	12-5-2015	N
130	28	Larry Gressette	Furman	W, 34-14	11-17-1951	A
130	17	Hugh Mauldin	Furman	W, 28-0	9-19-1964	H
130	25	Buddy Gore	South Carolina	W, 35-10	11-26-1966	H
130	20	Terry Allen	Florida State	W, 34-23	9-9-1989	A
130	15	Chad Jasmin	Tennessee	W, 27-14	1-2-2004	N
129	18	Buddy Gore	Maryland	W, 28-7	11-11-1967	H

129	14	Chuck McSwain	NC State	W, 38-29	10-23-1982	A
129	28	Travis Zachery	North Carolina	W, 31-20	10-2-1999	H
129	29	James Davis	Maryland	W, 30-17	10-27-2007	A
128	23	Ronald Williams	Georgia	W, 34-3	10-6-1990	H
128	23	Reggie Merriweather	Georgia Tech	L, 9-10	10-29-2005	A
128	10	Adam Choice	Wake Forest	W, 63-3	10-6-2018	A
127	8	Shad Bryant	George Washington	W, 13-6	11-3-1939	A
127	7	Sid Tinsley	Furman	W, 34-6	11-22-1941	A
127	16	Billy Hair	Boston College	W, 13-0	10-31-1952	A
127	10	Warren Ratchford	South Carolina	W, 28-9	11-20-1976	H
127	12	Dexter McCleon	Virginia	W, 23-14	11-13-1993	H
127	15	C.J. Spiller	Louisiana Tech	W, 51-0	9-30-2006	H
127	20	Tajh Boyd	Ohio State	W, 40-35	1-3-2014	N
127	17	Travis Etienne	Florida State	W, 45-14	10-12-2019	H
126	12	Rudy Harris	Duke	W, 33-21	12-1-1991	N
126	17	James Davis	Maryland	L, 17-20	9-27-2008	H
125	18	Joel Wells	Colorado	L, 21-27	1-1-1957	N
125	29	Doug Cline	Wake Forest	W, 33-31	11-21-1959	H
125	21	Lester Brown	Virginia	W, 17-7	10-6-1979	H
125	21	Stacey Driver	NC State	W, 39-10	10-26-1985	H
125	28	Reggie Merriweather	South Carolina	W, 29-7	11-20-2004	H
125	20	Andre Ellington	Virginia Tech	W, 38-10	12-3-2011	N
124	11	Billy Hair	Boston College	W, 35-14	11-11-1950	A
124	8	Jay Washington	Georgia Tech	L, 21-29	9-29-1973	A
124	18	Kenny Flowers	Georgia Tech	W, 41-14	9-24-1983	H
124	25	Stacey Driver	Wake Forest	W, 24-17	10-29-1983	H
124	25	Tracy Johnson	North Carolina	W, 13-10	11-7-1987	A
124	20	Ronald Williams	South Carolina	W, 24-15	11-17-1990	H
124	22	Andre Ellington	NC State	W, 62-48	11-17-2012	H
124	10	Travis Etienne	Notre Dame	W, 34-10	12-19-2020	N
123	10	Derrick Witherspoon	App State	W, 48-0	9-22-1990	H
123	13	Kelton Dunnican	Virginia	W, 24-16	11-9-1996	A
123	30	Wayne Gallman	Auburn	W, 19-13	9-3-2016	A
122	22	Buddy Gore	Wake Forest	W, 23-6	9-23-1967	H
122	20	Raymond Priestler	Virginia	W, 24-16	11-9-1996	A
122	23	James Davis	South Carolina	W, 23-21	11-24-2007	A
122	12	Andre Ellington	North Texas	W, 35-10	9-4-2010	H
122	11	Travis Etienne	Georgia Tech	W, 49-21	9-22-2018	A
121	15	Jim Whitmire	Presbyterian	L, 12-13	9-25-1943	H
121	18	Ken Callicutt	South Carolina	L, 20-32	11-24-1973	A
121	27	Lester Brown	South Carolina	W, 41-23	11-25-1978	H
121	25	Stacey Driver	Virginia	W, 27-24	10-12-1985	H
121	16	Kenny Flowers	Duke	W, 21-9	10-19-1985	A
121	16	Travis Etienne	Wake Forest	W, 52-3	11-16-2019	H
120	13	Banks McFadden	George Washington	W, 27-0	11-5-1938	A
120	21	Butch Butler	George Washington	L, 0-7	11-7-1942	H
120	18	Ray Mathews	Missouri	W, 34-0	9-30-1950	A
120	18	Chuck McSwain	Duke	W, 28-10	10-20-1979	A
120	22	Kenny Flowers	Maryland	L, 31-34	11-16-1985	H
120	26	Woodrow Dantzler	Georgia Tech	L, 42-45	11-13-1999	A
119	25	Buddy Gore	Maryland	W, 14-10	11-12-1966	A
119	11	Kenny Flowers	Duke	W, 54-21	10-20-1984	H
119	18	Wesley McFadden	Virginia	W, 38-21	10-10-1987	H
119	20	Woodrow Dantzler	Wake Forest	W, 21-14	10-27-2001	A
118	10	Shad Bryant	South Carolina	W, 34-12	10-20-1938	A
118	20	Dewey Quinn	Furman	W, 20-6	11-16-1946	H
118	16	Smiley Sanders	The Citadel	W, 13-0	9-9-1972	H
118	23	Rodney Blunt	Wake Forest	L, 15-18	10-31-1992	A
118	17	Raymond Priestler	Furman	W, 19-3	9-7-1996	H
118	8	James Davis	Duke	W, 47-10	11-3-2007	A
118	22	Wayne Gallman	Miami (Fla.)	W, 58-0	10-24-2015	A
117	22	Billy Rogers	South Carolina	W, 20-13	10-19-1944	A
117	29	Fred Cone	South Carolina	T, 14-14	10-19-1950	A
117	25	Buddy Gore	Virginia	W, 40-35	9-24-1966	H
117	25	Buddy Gore	Alabama	L, 14-21	10-26-1968	A
117	24	Lester Brown	NC State	W, 33-10	10-28-1978	A
117	20	Lester Brown	Wake Forest	W, 51-6	11-4-1978	A
117	23	Cliff Austin	South Carolina	W, 24-6	11-20-1982	H
117	18	DeChane Cameron	North Carolina	W, 21-6	11-9-1991	A
117	22	Andre Ellington	Boston College	W, 36-14	10-8-2011	H
116	11	Carol Cox	Furman	W, 41-0	11-6-1948	H
116	17	Joel Wells	South Carolina	W, 28-14	10-20-1955	A
116	12	Chuck McSwain	North Carolina	L, 19-24	11-8-1980	H
116	18	Cliff Austin	Kentucky	W, 24-6	10-2-1982	H
116	21	Joe Henderson	Georgia Tech	W, 30-13	9-24-1988	A
116	20	DeChane Cameron	South Carolina	W, 41-24	11-23-1991	A
116	16	Louis Solomon	Virginia	W, 29-28	10-10-1992	A
116	16	C.J. Spiller	Georgia Tech	W, 31-7	10-21-2006	H
116	10	Andre Ellington	West Virginia	L, 33-70	1-4-2012	N
116	4	Lyn-J Dixon	Louisville	W, 77-16	11-3-2018	H
115	27	Charlie Timmons	Boston College	W, 6-3	1-1-1940	N
115	14	Travis Zachery	Duke	W, 59-31	12-1-2001	H
115	13	Wayne Gallman	Georgia Tech	W, 43-24	10-10-2015	H
114	8	Buck George	Furman	W, 34-14	11-17-1951	A
114	28	Stacey Driver	Wake Forest	W, 26-10	11-2-1985	H
114	24	Stacey Driver	South Carolina	W, 24-17	11-23-1985	A
114	16	Terrence Flagler	North Carolina	W, 38-10	11-8-1986	H
114	20	Reggie Merriweather	Miami (Fla.)	W, 24-17 <sup>(OT)</sup>	11-6-2004	A
114	21	Demerrick Chancellor	Temple	W, 63-9	10-12-2006	N

# 100-YARD INDIVIDUAL RUSHING GAMES

114	21	C.J. Spiller	NC State	W, 42-20	9-22-2007	A	103	6	Chuck McSwain	Virginia	W, 48-0	10-9-1982	A
114	21	Dashaun Watson	South Carolina	W, 37-32	11-28-2015	A	103	17	Terry Allen	Maryland	W, 45-16	11-14-1987	H
114	14	Travis Etienne	Virginia	W, 62-17	12-7-2019	N	103	18	Rodney Blunt	Wake Forest	W, 28-10	11-2-1991	H
113	19	Billy Hair	Auburn	W, 34-0	11-24-1951	H	103	25	Woodrow Dantzler	NC State	W, 34-27	10-7-2000	H
113	18	Emory Smith	Virginia	W, 23-14	11-13-1993	H	103	18	Tajh Boyd	NC State	W, 62-48	11-17-2012	H
113	11	Demerick Chancellor	Louisiana Tech	W, 51-0	9-30-2006	H	103	22	Wayne Gallman	Florida State	W, 23-13	11-7-2015	H
113	9	Travis Etienne	Boston College	W, 34-7	9-23-2017	H	102	8	Butch Butler	Presbyterian	W, 41-12	9-20-1941	H
112	14	Buddy Gore	Duke	W, 39-22	10-19-1968	H	102	13	Bobby Payne	Wake Forest	W, 29-0	11-15-1941	H
112	17	Kenny Flowers	Duke	W, 38-31	10-15-1983	A	102	18	Billy Hair	Wake Forest	W, 21-6	11-3-1951	H
112	24	Raymond Priestler	South Carolina	W, 47-21	11-22-1997	A	102	14	Joel Wells	Maryland	L, 12-25	11-12-1955	H
112	10	Sadat Chambers	Central Michigan	W, 70-14	10-20-2007	H	102	20	Terrence Flagler	Duke	W, 35-3	10-18-1986	H
112	8	C.J. Spiller	Auburn	L, 20-23 <sup>(OT)</sup>	12-31-2007	N	102	20	Ronald Williams	Georgia Tech	W, 9-7	9-28-1991	H
112	26	C.J. Spiller	TCU	L, 10-14	9-26-2009	H	102	26	Rudy Harris	Virginia	T, 20-20	10-12-1991	H
112	19	Wayne Gallman	South Carolina	W, 56-7	11-26-2016	H	102	20	Woodrow Dantzler	South Carolina	L, 15-20	11-17-2001	A
112	14	Travis Etienne	NC State	W, 55-10	11-9-2019	A	102	18	James Davis	Florida State	W, 24-18	9-3-2007	H
111	21	Fred Cone	Missouri	W, 34-0	9-30-1950	A	102	19	Wayne Gallman	South Carolina	W, 37-32	11-28-2015	A
111	26	Steve Fuller	Georgia Tech	T, 24-24	9-25-1976	A	102	17	Travis Etienne	Wake Forest	W, 37-13	9-12-2020	A
111	19	Kenny Flowers	Virginia	W, 27-24	10-12-1985	H	101	14	Johnny Sweattee	Wake Forest	W, 20-90	11-15-1941	H
111	20	Derrick Witherspoon	Georgia Tech	W, 16-13	9-25-1993	H	101	12	Lester Brown	Furman	W, 21-0	9-8-1979	H
111	19	Nealon Greene	Georgia Tech	W, 20-10	11-12-1994	H	101	13	Cliff Austin	Wake Forest	W, 82-24	10-31-1981	H
111	22	Raymond Priestler	Florida State	L, 26-45	9-9-1995	H	101	25	Kenny Flowers	North Carolina	L, 20-21	11-9-1985	A
111	27	Raymond Priestler	Virginia	L, 3-22	9-23-1995	A	101	12	Wesley McFadden	Maryland	W, 45-16	11-14-1987	H
111	13	Duane Coleman	North Carolina	W, 36-28	10-25-2003	H	101	12	Emory Smith	South Carolina	W, 38-17	11-18-1995	A
111	14	Roderick McDowell	South Carolina	L, 17-31	11-30-2013	A	101	16	Travis Zachery	Georgia Tech	W, 28-31	10-28-2000	H
111	23	Wayne Gallman	Notre Dame	W, 24-22	10-3-2015	H	101	19	James Davis	Texas A&M	W, 25-24	9-3-2005	H
110	10	Larry Gressette	Presbyterian	W, 53-6	9-22-1951	H	101	9	Jamie Harper	North Texas	W, 35-10	9-4-2010	H
110	25	Ray Yauger	Maryland	W, 40-0	11-1-1969	H	101	28	Wayne Gallman	Syracuse	W, 16-6	10-25-2014	H
110	28	Ray Yauger	Georgia Tech	L, 7-28	10-3-1970	A	101	6	Tavien Feaster	Louisville	W, 77-16	11-3-2018	H
110	19	Stacey Driver	South Carolina	W, 22-13	11-19-1983	A	100	24	Fred Cone	Auburn	T, 20-20	11-26-1949	N
110	19	Terry Allen	Maryland	W, 49-25	11-12-1988	A	100	21	Ray Yauger	Alabama	L, 13-38	10-25-1969	H
110	16	Wayne Gallman	Louisville	W, 42-36	10-1-2016	H	100	13	Hal Davis	South Carolina	W, 7-6	11-25-1972	H
109	6	Ray Mathews	Wake Forest	L, 21-35	10-29-1949	H	100	26	Ken Pengitore	North Carolina	W, 37-29	11-10-1973	A
109	13	Jackie Calvert	Presbyterian	W, 54-0	9-23-1950	H	100	14	Homer Jordan	Virginia	W, 27-24	10-11-1980	A
109	25	Cliff Austin	NC State	W, 38-29	10-23-1982	A	100	13	Ronald Williams	Georgia	L, 12-27	10-5-1991	A
109	13	Kevin Mack	Virginia	W, 42-21	10-8-1983	H	100	26	Emory Smith	Georgia Tech	W, 24-3	10-28-1995	A
109	9	Wayne Gallman	Boston College	W, 56-10	10-7-2016	A	Note: Since 1938; Clemson is 61-1-3 when a player rushes for at least 156 yards.						
109	14	Travis Etienne	Notre Dame	W, 30-3	12-29-2018	N							
109	16	Travis Etienne	Boston College	W, 59-7	10-26-2019	H							
108	8	Bobby Payne	VMI	W, 36-7	9-27-1941	A							
108	22	Joel Wells	Virginia Tech	W, 21-6	11-3-1956	H							
108	13	Rudy Hayes	Duke	L, 6-7	11-16-1957	A							
108	22	Ricky Gilstrap	Maryland	W, 20-14	11-13-1971	H							
108	16	Steve Fuller	South Carolina	W, 41-23	11-25-1978	H							
108	17	Ronald Williams	Georgia Tech	L, 19-21	10-13-1990	A							
108	14	Ronald Williams	App State	W, 34-0	9-7-1991	H							
108	17	Reggie Merriweather	Temple	W, 37-7	10-22-2005	H							
108	21	Roderick McDowell	The Citadel	W, 52-6	11-23-2013	H							
107	20	Chuck McSwain	Kentucky	W, 21-3	10-3-1981	A							
107	13	James Davis	The Citadel	W, 45-17	9-6-2008	H							
107	17	Andre Ellington	Miami (Fla.)	L, 21-30	10-2-2010	H							
107	16	Dashaun Watson	Florida State	W, 23-13	11-7-2015	H							
107	16	Trevor Lawrence	Ohio State	W, 29-23	12-28-2019	N							
106	30	Charlie Timmons	Boston College	W, 26-13	10-11-1941	A							
106	10	Walt Stewart	Presbyterian	W, 34-0	9-23-1944	H							
106	15	Fred Cone	NC State	W, 6-0	10-2-1948	H							
106	22	Joel Wells	Furman	W, 28-7	12-1-1956	H							
106	18	Mark Fellers	South Carolina	W, 39-21	11-23-1974	H							
106	13	Steve Fuller	Virginia Tech	W, 38-7	10-7-1978	H							
106	19	Bernard Rambert	North Carolina	W, 42-12	11-9-2002	A							
106	17	C.J. Spiller	Maryland	W, 30-17	10-27-2007	A							
106	9	C.J. Spiller	Wake Forest	W, 38-3	10-17-2009	H							
106	19	Wayne Gallman	Wake Forest	W, 34-20	11-6-2014	A							
106	22	Kelly Bryant	Boston College	W, 34-7	9-23-2017	H							
105	29	Don Willis	Wake Forest	W, 7-0	10-28-1938	A							
105	5	Jim Reynolds	Presbyterian	W, 76-0	9-22-1945	H							
105	14	Harvey White	Vanderbilt	W, 12-7	10-11-1958	A							
105	22	Buddy Gore	Wake Forest	W, 23-21	10-29-1966	A							
105	15	Cliff Austin	Virginia	W, 48-0	10-9-1982	A							
105	11	Terry Allen	Penn State	W, 35-10	1-1-1988	N							
105	16	Joe Henderson	Virginia	W, 34-20	10-7-1989	H							
105	21	Rodney Blunt	North Carolina	W, 40-7	11-7-1992	H							
105	17	Travis Zachery	South Carolina	W, 31-21	11-20-1999	A							
105	14	Tye Hill	North Carolina	W, 42-12	11-9-2002	A							
105	14	Dashaun Watson	Syracuse	W, 37-27	11-14-2015	A							
105	7	Tavien Feaster	NC State	W, 38-31	11-4-2017	A							
104	9	Ray Mathews	South Carolina	L, 19-21	10-23-1947	A							
104	12	Bobby Gage	Furman	W, 41-0	11-6-1948	H							
104	9	Billy Hair	Duquesne	W, 53-20	11-4-1950	H							
104	15	Tony Mathews	Wake Forest	W, 21-9	11-2-1974	A							
104	15	Marvin Sims	South Carolina	W, 41-23	11-25-1978	H							
104	21	Homer Jordan	NC State	W, 17-7	10-24-1981	H							
104	16	Louis Solomon	Duke	W, 21-6	10-17-1992	H							
104	18	Reggie Merriweather	Duke	W, 49-20	11-5-2005	H							
104	9	C.J. Spiller	Wake Forest	W, 27-17	10-7-2006	A							
103	19	Charlie Timmons	Furman	W, 34-6	11-22-1941	A							
103	9	Billy Poe	Tulane	W, 47-20	11-17-1945	A							
103	9	Jackie Calvert	NC State	W, 27-0	10-7-1950	H							
103	21	Billy O'Dell	Wake Forest	W, 19-13	10-29-1955	H							
103	18	Jeff McCall	Virginia	W, 48-0	10-9-1982	A							

RAYMOND PRIESTER (1994-97) HAD 15 100-YARD RUSHING GAMES, THIRD MOST IN TIGER HISTORY.



# 200-YARD INDIVIDUAL PASSING GAMES

Yds	Com-Att-I-TD	Player	Opponent	Result	Date	Site
580	52-70-3-3	Deshaun Watson	Pittsburgh	L, 42-43	11-12-2016	H
455	20-27-2-5	Tajh Boyd	Syracuse	W, 49-14	10-5-2013	A
<b>439</b>	<b>29-44-0-2</b>	<b>D.J. Uiagalelei</b>	<b>Notre Dame</b>	<b>L, 40-47<sup>(20T)</sup></b>	<b>11-7-2020</b>	<b>A</b>
435	27-36-1-6	Deshaun Watson	North Carolina	W, 50-35	9-27-2014	H
428	27-38-0-5	Tajh Boyd	Wake Forest	W, 42-13	10-25-2012	A
426	30-44-2-5	Tajh Boyd	NC State	W, 62-48	11-17-2012	H
420	34-52-0-4	Charlie Whitehurst	Duke	W, 34-31	11-2-2002	A
420	27-41-2-3	Deshaun Watson	Boston College	W, 34-17	10-17-2015	H
420	36-56-0-3	Deshaun Watson	Alabama	W, 35-31	1-9-2017	N
405	30-47-1-4	Deshaun Watson	Alabama	L, 40-45	1-11-2016	N
404	24-32-1-5	Trevor Lawrence	Georgia Tech	W, 73-7	10-17-2020	A
403	26-37-0-2	Trevor Lawrence	Pittsburgh	W, 52-17	11-28-2020	H
400	33-48-1-2	Trevor Lawrence	Ohio State	L, 28-49	1-1-2021	N
397	26-41-2-2	Tajh Boyd	Georgia Tech	W, 47-31	10-6-2012	H
395	22-39-2-3	Trevor Lawrence	Syracuse	W, 41-6	9-14-2019	A
393	27-36-0-1	Trevor Lawrence	South Carolina	W, 56-35	11-24-2018	H
386	30-42-0-4	Tajh Boyd	Auburn	W, 38-24	9-17-2011	H
383	23-30-0-5	Deshaun Watson	NC State	W, 56-41	10-31-2015	A
378	31-40-2-5	Tajh Boyd	Ohio State	W, 40-35	1-3-2014	N
378	39-52-1-2	Deshaun Watson	NC State	W, 24-17	10-15-2016	H
378	27-43-2-2	Deshaun Watson	Florida State	W, 37-34	10-29-2016	H
377	24-29-1-3	Tajh Boyd	Virginia	W, 59-10	11-2013	A
372	38-66-2-2	Cullen Harper	Virginia Tech	L, 23-41	10-6-2007	H
368	35-48-1-2	Deshaun Watson	Syracuse	W, 37-27	11-14-2015	A
367	27-46-0-5	Tajh Boyd	North Carolina	W, 59-38	10-22-2011	H
367	28-38-1-3	Tajh Boyd	Boston College	W, 45-31	9-29-2012	A
351	22-28-0-1	Trevor Lawrence	Wake Forest	W, 37-13	9-12-2020	A
347	27-33-1-6	Deshaun Watson	South Carolina	W, 56-7	11-26-2016	H

## 200-YARD PASSING GAMES

Player	Years	Gms	Player	Years	Gms
Tajh Boyd	2010-13	35	Charlie Whitehurst	2002-05	24
Trevor Lawrence	2018-20	27	Woodrow Dantzler	1998-01	13
Deshaun Watson	2014-16	26	Cullen Harper	2005-07	13

347	20-32-0-3	Trevor Lawrence	Alabama	W, 44-16	1-7-2019	N
346	36-50-0-2	Tajh Boyd	LSU	W, 25-24	12-31-2012	N
344	22-35-0-3	Tajh Boyd	Florida State	W, 35-30	9-24-2011	H
344	16-23-0-5	Tajh Boyd	Duke	W, 56-20	11-3-2012	A
343	24-32-1-2	Brandon Streeter	Virginia	W, 33-14	9-11-1999	H
343	25-40-0-2	Will Proctor	Boston College	L, 33-34 <sup>(20T)</sup>	9-9-2006	A
343	27-43-2-2	Tajh Boyd	Wake Forest	W, 31-28	11-12-2011	H
343	24-35-2-3	Deshaun Watson	Wake Forest	W, 33-13	11-21-2015	H
<b>342</b>	<b>30-41-0-2</b>	<b>D.J. Uiagalelei</b>	<b>Boston College</b>	<b>W, 34-28</b>	<b>10-31-2020</b>	<b>H</b>
340	20-26-1-4	Tajh Boyd	Georgia Tech	W, 55-31	11-14-2013	H
334	30-44-0-1	Tajh Boyd	Boston College	W, 24-14	10-12-2013	H
333	23-27-0-4	Woodrow Dantzler	NC State	W, 45-37	10-13-2001	A
331	27-40-2-3	Charlie Whitehurst	Duke	W, 40-7	11-15-2003	H
329	27-38-2-3	Brandon Streeter	NC State	L, 39-46	10-31-1998	H
329	25-40-0-3	Trevor Lawrence	Virginia	W, 41-23	10-3-2020	H
327	27-39-0-3	Trevor Lawrence	Notre Dame	W, 30-3	12-29-2018	N
326	23-37-1-3	Kyle Parker	Miami (Fla.)	W, 40-37 <sup>(20T)</sup>	10-24-2009	A
323	21-43-1-1	Thomas Ray	North Carolina	L, 13-17	11-6-1965	A
322	25-36-1-2	Trevor Lawrence	Notre Dame	W, 34-10	12-19-2020	N
320	22-45-2-1	Charlie Whitehurst	Maryland	L, 7-21	10-4-2003	A
319	18-32-4-1	Brandon Streeter	Wake Forest	L, 19-29	9-26-1998	H
319	26-36-0-3	Cole Stoudt	Oklahoma	W, 40-6	12-29-2014	N
316	22-32-0-1	Kelly Bryant	Louisville	W, 47-21	9-16-2017	A
314	20-37-0-4	Trevor Lawrence	Florida State	W, 59-10	10-27-2018	A
311	17-24-0-3	Tajh Boyd	Wake Forest	W, 56-7	9-28-2013	H
310	20-29-0-2	Tajh Boyd	Furman	W, 41-7	9-15-2012	H
309	18-34-0-1	Charlie Whitehurst	North Carolina	W, 36-28	10-25-2003	H
308	26-39-0-1	Trevor Lawrence	NC State	W, 41-7	10-20-2018	H
307	19-27-1-2	Charlie Whitehurst	Temple	W, 37-7	10-22-2005	H
306	20-31-3-5	Deshaun Watson	Louisville	W, 42-36	10-1-2016	H
304	28-42-2-0	Charlie Whitehurst	Wake Forest	L, 27-31	10-1-2005	A
304	28-41-1-1	Tajh Boyd	Maryland	W, 40-27	10-26-2013	A
304	32-48-1-2	Deshaun Watson	Georgia Tech	W, 26-7	9-22-2016	A
302	18-26-1-4	Charlie Whitehurst	South Carolina	W, 63-17	11-22-2003	A
302	22-31-0-1	Cole Stoudt	South Carolina State	W, 73-7	9-6-2014	H
302	16-22-0-4	Trevor Lawrence	Virginia	W, 62-17	12-7-2019	N
301	24-50-4-0	Brandon Streeter	Mississippi State	L, 7-17	12-30-1999	N
301	23-31-1-2	Charlie Whitehurst	Furman	W, 28-17	9-6-2003	H
298	23-28-0-4	Charlie Whitehurst	Middle Tennessee	W, 37-14	9-13-2003	H
298	23-38-1-3	Charlie Whitehurst	Georgia Tech	W, 39-3	9-20-2003	A
297	28-42-0-1	Deshaun Watson	Florida State	W, 23-13	11-7-2015	H
295	23-40-2-1	Tajh Boyd	Georgia Tech	L, 17-31	10-29-2011	A
295	29-40-1-1	Trevor Lawrence	Boston College	W, 27-7	11-10-2018	A
295	26-36-0-3	Trevor Lawrence	South Carolina	W, 38-3	11-30-2019	A
293	17-27-2-2	Willie Simmons	Florida State	L, 31-48	10-3-2002	A
292	20-26-0-1	Cullen Harper	Duke	W, 31-7	11-15-2008	H
292	27-53-2-3	Deshaun Watson	Troy	W, 30-24	9-10-2016	H
292	29-41-0-3	Trevor Lawrence	Miami (Fla.)	W, 42-17	10-10-2020	H
289	26-42-1-3	Deshaun Watson	North Carolina	W, 45-37	12-5-2015	H
289	27-43-1-2	Trevor Lawrence	Syracuse	W, 47-21	10-24-2020	H
288	20-41-2-2	Charlie Whitehurst	Wake Forest	W, 37-30 <sup>(20T)</sup>	9-4-2004	H
288	31-55-1-2	Charlie Whitehurst	Miami (Fla.)	L, 30-36 <sup>(30T)</sup>	9-17-2005	H
288	21-28-0-5	Tajh Boyd	The Citadel	W, 52-6	11-23-2013	H
288	23-34-1-3	Deshaun Watson	Virginia Tech	W, 42-35	12-3-2016	N
287	27-38-0-0	Charlie Whitehurst	South Carolina	W, 27-20	11-23-2002	H
286	18-25-0-2	Nealon Greene	Wake Forest	W, 33-16	11-1-1997	A
285	29-45-0-0	Cole Stoudt	Boston College	W, 17-13	10-18-2014	A
284	23-41-2-2	Woodrow Dantzler	NC State	L, 31-35	10-9-1999	A
283	12-19-0-3	Jimmy Addison	Virginia	W, 40-35	9-24-1966	H
283	16-26-0-1	Tajh Boyd	Boston College	W, 36-14	10-8-2011	H
282	27-42-1-3	Cole Stoudt	Wake Forest	W, 34-20	11-6-2014	A
279	22-30-1-2	Brandon Streeter	Duke	W, 58-7	11-6-1999	H
279	20-27-0-1	Deshaun Watson	South Carolina	W, 37-32	11-28-2015	A
277	22-40-1-0	Woodrow Dantzler	Florida State	L, 27-41	11-3-2001	H
276	20-27-0-3	Trevor Lawrence	NC State	W, 55-10	11-9-2019	A
275	20-42-2-1	Charlie Whitehurst	Georgia Tech	L, 24-28	9-11-2004	H
275	16-19-0-3	Trevor Lawrence	Boston College	W, 59-7	10-26-2019	H
274	12-20-0-4	Charlie Whitehurst	North Carolina	W, 42-12	11-9-2002	A
273	25-55-1-0	Patrick Sapp	Maryland	L, 23-53	11-14-1992	A
273	12-21-0-2	Nealon Greene	Duke	W, 29-20	11-8-1997	H
273	20-22-1-5	Cullen Harper	Central Michigan	W, 70-14	10-20-2007	H
272	26-42-1-0	Charlie Whitehurst	Wake Forest	L, 17-45	11-1-2003	A
272	17-27-1-1	Charlie Whitehurst	Florida State	W, 26-10	11-8-2003	H
272	23-39-1-3	Will Proctor	Kentucky	L, 20-28	12-29-2006	N
272	23-34-1-2	Kelly Bryant	South Carolina	W, 34-10	11-25-2017	A
272	21-27-0-4	Trevor Lawrence	Wake Forest	W, 52-3	11-16-2019	H
271	21-53-2-1	Rodney Williams	NC State	L, 28-30	10-24-1987	H
270	20-29-1-3	Homer Jordan	Maryland	W, 21-7	11-14-1981	H
270	20-26-0-5	Cullen Harper	ULM	W, 49-26	9-8-2007	H
270	26-38-1-4	Tajh Boyd	Maryland	W, 56-45	10-15-2011	A

TAJH BOYD HAD A TIGER-RECORD 35 200-YARD PASSING GAMES, INCLUDING A CAREER-HIGH 455 PASSING YARDS AT SYRACUSE IN 2013.





# 200-YARD INDIVIDUAL PASSING GAMES



WITH A TORN ACL,  
DESHAUN WATSON  
HAD 269 PASSING  
YARDS IN CLEMSON'S  
WIN OVER SOUTH  
CAROLINA IN 2014.

270	18-30-0-3	Tajh Boyd	Georgia	W, 38-35	8-31-2013	H
270	15-25-0-4	Deshaun Watson	Boston College	W, 56-10	10-7-2016	A
269	21-32-1-3	Charlie Whitehurst	Florida State	W, 35-14	11-12-2005	H
269	14-19-0-2	Deshaun Watson	South Carolina	W, 35-17	11-29-2014	H
268	25-39-0-2	Cullen Harper	NC State	W, 42-20	9-22-2007	A
268	24-35-1-1	Trevor Lawrence	Texas A&M	W, 24-10	9-7-2019	H
267	17-29-0-2	Deshaun Watson	NC State	W, 41-0	10-4-2014	H
266	16-19-0-3	Cullen Harper	Furman	W, 38-10	9-15-2007	H
266	27-35-0-3	Cullen Harper	Wake Forest	W, 44-10	11-10-2007	H
266	19-28-0-0	Deshaun Watson	Florida State	L, 17-23 <sup>(OT)</sup>	9-20-2014	A
265	27-44-1-2	Charlie Whitehurst	Virginia	W, 30-27 <sup>(OT)</sup>	10-11-2003	H
265	21-30-1-2	Deshaun Watson	Georgia Tech	W, 43-24	10-10-2015	H
264	20-30-1-3	Tajh Boyd	Troy	W, 43-19	9-3-2011	H
263	20-48-4-1	Charlie Whitehurst	Texas Tech	L, 15-55	12-23-2002	N
262	20-28-1-2	Cullen Harper	NC State	W, 27-9	9-13-2008	H
261	15-31-2-3	Kyle Parker	Georgia Tech	L, 27-30	9-10-2009	A
261	18-29-0-3	Tajh Boyd	Wofford	W, 35-27	9-10-2011	H
261	18-26-0-3	Tajh Boyd	Maryland	W, 45-10	11-10-2012	H
259	23-36-2-1	Deshaun Watson	Ohio State	W, 31-0	12-31-2016	N
259	18-33-0-2	Trevor Lawrence	Ohio State	W, 29-23	12-28-2019	N
258	13-24-0-3	Harvey White	Furman	W, 45-6	11-30-1957	A
258	21-37-1-0	Charlie Whitehurst	Miami (Fla.)	W, 24-17 <sup>(OT)</sup>	11-6-2004	A
254	18-32-0-2	Woodrow Dantzler	Georgia Tech	W, 47-44 <sup>(OT)</sup>	9-29-2001	A
252	9-14-0-1	Tommy Kendrick	Virginia	W, 32-15	10-16-1971	A
252	16-23-0-0	Woodrow Dantzler	Maryland	W, 42-30	10-16-1999	A
252	21-33-0-1	Cullen Harper	Boston College	W, 27-21	11-1-2008	A
252	23-29-0-1	Kelly Bryant	Miami (Fla.)	W, 38-3	12-2-2017	N
251	13-21-0-2	Willie Jordan	Georgia Tech	L, 28-33	9-27-1975	A

251	25-34-2-0	Woodrow Dantzler	Virginia	L, 24-26	9-22-2001	H
251	18-27-0-0	Will Proctor	Maryland	L, 12-13	11-4-2006	H
251	21-38-0-2	Trevor Lawrence	Duke	W, 35-6	11-17-2018	H
250	20-31-0-2	Nealon Greene	App State	W, 23-12	9-6-1997	H
250	20-32-0-0	Nealon Greene	NC State	W, 19-17	9-13-1997	A
250	24-46-2-2	Tajh Boyd	West Virginia	L, 33-70	1-4-2012	N
249	14-26-1-2	Woodrow Dantzler	South Carolina	W, 31-21	11-20-1999	A
248	17-26-2-2	Mike Eppley	NC State	W, 27-17	10-22-1983	H
248	19-26-1-3	Deshaun Watson	App State	W, 41-10	9-12-2015	H
248	19-34-1-1	Deshaun Watson	Auburn	W, 19-13	9-3-2016	A
246	11-23-2-1	Jim Parker	Duke	L, 30-35	10-19-1963	A
246	19-38-3-1	DeChane Cameron	Georgia	L, 12-27	10-5-1991	A
246	22-40-1-0	Charlie Whitehurst	Tennessee	W, 27-14	1-2-2004	N
246	22-31-1-2	Charlie Whitehurst	NC State	W, 31-10	10-13-2005	A
245	9-11-1-2	Bobby Gage	Furman	W, 35-7	11-8-1947	A
244	23-39-2-0	Tommy Kendrick	Duke	L, 10-21	10-24-1970	H
244	24-37-0-3	Tajh Boyd	NC State	W, 26-14	9-19-2013	A
243	12-19-0-1	Mike O'Cain	North Carolina	W, 38-35	11-8-1975	A
243	12-20-1-4	Woodrow Dantzler	Duke	W, 59-31	12-1-2001	H
242	21-34-1-1	Tommy Kendrick	Wake Forest	L, 20-36	10-17-1970	A
242	25-43-0-0	Willie Simmons	Louisiana Tech	W, 33-13	9-7-2002	H
242	18-30-1-4	Kyle Parker	Florida State	W, 40-24	11-7-2009	H
240	19-33-1-2	Cullen Harper	Florida State	L, 27-41	11-8-2008	A
240	20-29-0-3	Tajh Boyd	Virginia Tech	W, 38-10	12-3-2011	N
239	12-26-2-1	Tommy Kendrick	Duke	L, 27-34	11-8-1969	A
239	18-25-0-0	Nealon Greene	Wake Forest	W, 29-14	9-16-1995	A
239	28-44-2-0	Kyle Parker	Florida State	L, 13-16	11-13-2010	A
238	21-34-2-0	Tajh Boyd	NC State	L, 13-37	11-19-2011	A
237	25-48-2-1	Tommy Kendrick	Florida State	L, 10-38	11-7-1970	A
237	20-36-1-3	Tajh Boyd	Florida State	L, 37-49	9-22-2012	A
236	16-22-1-1	Kelly Bryant	Kent State	W, 56-3	9-2-2017	H
234	19-26-0-2	Kyle Parker	Virginia	W, 34-21	11-21-2009	H
234	18-37-0-0	Trevor Lawrence	LSU	L, 25-42	1-13-2020	N
233	14-25-2-4	Bobby Gage	Auburn	W, 34-18	11-22-1947	H
233	20-29-2-3	Trevor Lawrence	Louisville	W, 45-10	10-19-2019	A
231	13-24-1-1	Nealon Greene	Duke	W, 13-6	10-12-1996	A
231	19-40-2-2	Brandon Streeter	Duke	L, 23-28	10-24-1998	A
230	17-22-0-3	Kelly Bryant	The Citadel	W, 61-3	11-18-2017	H
229	28-38-1-1	Cullen Harper	South Carolina	W, 23-21	11-24-2007	A
229	19-23-0-3	Tajh Boyd	Ball State	W, 52-27	9-8-2012	H
228	10-18-0-4	Willie Simmons	North Carolina	W, 38-24	10-21-2000	A
227	12-17-0-3	Ken Pengitore	North Carolina	W, 37-29	11-10-1973	A
226	8-17-5-3	Don King	Auburn	L, 19-45	11-21-1953	H
226	26-40-1-0	Cullen Harper	Boston College	L, 17-20	11-17-2007	H
225	20-40-3-0	Tommy Kendrick	Georgia	L, 0-30	9-27-1969	H
225	11-18-1-2	Steve Fuller	Virginia	W, 31-0	10-8-1977	H
225	19-27-2-0	Tajh Boyd	South Carolina	L, 17-31	11-30-2013	A
223	15-30-1-0	Patrick Sapp	Florida State	L, 0-57	9-11-1993	A
220	17-30-0-1	Randy Anderson	Virginia Tech	W, 20-17	9-14-1985	A
220	18-30-2-1	Woodrow Dantzler	NC State	W, 34-27	10-7-2000	H
220	20-34-0-2	Kyle Parker	Auburn	L, 24-27 <sup>(OT)</sup>	9-18-2010	A
218	15-23-0-4	Woodrow Dantzler	Louisiana Tech	W, 49-24	12-31-2001	N
218	12-16-0-3	Trevor Lawrence	Wofford	W, 59-14	11-2-2019	H
216	8-17-0-2	Steve Fuller	Maryland	W, 28-24	11-18-1978	A
214	15-24-0-0	Rodney Williams	Penn State	W, 35-10	1-1-1988	N
214	20-30-3-1	Will Proctor	Wake Forest	W, 27-17	10-7-2006	A
214	21-38-0-1	Kyle Parker	North Carolina	L, 16-21	10-9-2010	A
214	20-29-1-1	Kyle Parker	NC State	W, 14-13	11-6-2010	H
213	13-23-1-1	DeChane Cameron	Maryland	W, 40-7	11-16-1991	H
213	19-35-2-0	Nealon Greene	Virginia	L, 3-22	9-23-1995	H
213	14-28-2-2	Nealon Greene	Florida State	L, 28-35	9-20-1997	H
212	11-19-0-1	Billy Ammons	NC State	W, 24-19	11-2-1968	A
212	12-17-0-1	Ken Pengitore	North Carolina	W, 37-29	11-10-1973	A
212	22-42-1-1	Kyle Parker	South Carolina	L, 17-34	11-28-2009	A
211	16-27-0-2	Woodrow Dantzler	Wake Forest	W, 21-14	10-27-2001	A
210	14-21-0-2	Chris Morocco	Virginia	W, 34-20	10-7-1989	H
209	24-35-2-1	Cole Stoudt	Syracuse	W, 16-6	10-25-2014	H
208	24-34-1-1	Tajh Boyd	Auburn	W, 26-19	9-1-2012	N
207	10-21-1-2	Jimmy Addison	Wake Forest	W, 23-21	10-29-1966	A
207	11-19-0-0	Homer Jordan	North Carolina	L, 19-24	11-8-1980	H
207	21-30-1-2	Woodrow Dantzler	Wofford	W, 38-14	9-8-2001	H
207	22-33-0-2	Kelly Bryant	Georgia Tech	W, 24-10	10-28-2017	H
206	12-14-1-0	DeChane Cameron	South Carolina	W, 41-24	11-23-1991	A
206	26-33-2-0	Nealon Greene	Virginia	L, 7-21	10-11-1997	H
206	17-37-2-2	Cullen Harper	Nebraska	L, 21-26	1-1-2009	N
206	18-30-0-1	Trevor Lawrence	North Carolina	W, 21-20	9-28-2019	A
205	13-23-1-2	Patrick Sapp	North Carolina	W, 40-7	11-7-1992	H
205	21-33-0-0	Willie Simmons	Wake Forest	W, 31-23	10-19-2002	H
205	21-29-1-0	Charlie Whitehurst	Colorado	W, 19-10	12-27-2005	N
205	12-17-0-1	Kelly Bryant	Texas A&M	W, 28-26	9-8-2018	A
204	17-34-0-3	Billy Lott	Baylor	L, 18-24	12-31-1979	N
204	15-29-2-2	Woodrow Dantzler	South Carolina	L, 15-20	11-17-2001	A
204	13-32-1-1	Tajh Boyd	Virginia Tech	W, 23-3	10-1-2011	A
202	9-16-0-1	Booty Payne	South Carolina	L, 14-18	10-23-1941	A
202	11-14-0-1	Willie Jordan	Duke	L, 21-25	10-18-1975	A
202	23-33-0-1	Deshaun Watson	Wake Forest	W, 35-13	11-19-2016	A
201	16-29-1-1	Tommy Kendrick	Alabama	L, 13-38	10-25-1969	H
201	13-21-0-2	Will Proctor	Duke	W, 49-20	11-5-2005	H
200	21-29-1-1	Kelly Bryant	Wake Forest	W, 28-14	10-7-2017	H



# 100-YARD INDIVIDUAL RECEIVING GAMES

Yds	Rec	Player	Opponent	Result	Date	Site
227	16	Sammy Watkins	Ohio State	W, 40-35	1-3-2014	N
202	8	Sammy Watkins	Wake Forest	W, 42-13	10-25-2012	A
202	15	Mike Williams	Pittsburgh	L, 42-43	11-12-2016	H
197	11	DeAndre Hopkins	Boston College	W, 45-31	9-29-2012	A
191	13	DeAndre Hopkins	LSU	W, 25-24	12-31-2012	N
185	7	Artavis Scott	South Carolina	W, 35-17	11-29-2014	H
182	7	Rod Gardner	North Carolina	W, 38-24	10-21-2000	A
182	9	Tee Higgins	Virginia	W, 62-17	12-7-2019	N
178	6	Tee Higgins	The Citadel	W, 61-3	11-28-2017	H
176	5	Martavis Bryant	Georgia Tech	W, 55-31	11-14-2013	H
176	6	Cornell Powell	Pittsburgh	W, 52-17	11-28-2020	H
175	7	Derrick Hamilton	Maryland	L, 7-21	10-4-2003	A
174	11	Aaron Kelly	Virginia Tech	L, 23-41	10-6-2007	H
174	9	Mike Williams	Auburn	W, 19-13	9-3-2016	A
173	7	DeAndre Hopkins	Georgia Tech	W, 47-31	10-6-2012	H
169	8	Sammy Watkins	Virginia	W, 59-10	11-2-2013	A
164	6	Artavis Scott	South Carolina State	W, 73-7	9-6-2014	H
163	5	Jerry Butler	Georgia Tech	W, 31-14	9-24-1977	A
163	14	Sammy Watkins	Maryland	W, 40-27	10-26-2013	A
162	10	Artavis Scott	Boston College	W, 34-17	10-17-2015	H
161	7	Perry Tuttle	Wake Forest	W, 82-24	10-31-1981	H
161	6	Amari Rodgers	Georgia Tech	W, 73-7	10-17-2020	A
161	6	Cornell Powell	Notre Dame	L, 40-47 <sup>(20T)</sup>	11-7-2020	A
157	9	DeAndre Hopkins	North Carolina	W, 59-38	10-22-2011	H
156	8	Terry Smith	Florida State	L, 0-57	9-11-1993	A
156	11	Chansi Stuckey	Florida State	W, 35-14	11-12-2005	H
156	6	Amari Rodgers	Florida State	W, 59-10	10-27-2018	A
155	7	Aaron Kelly	Temple	W, 37-7	10-22-2005	H
155	10	Sammy Watkins	Auburn	W, 38-24	9-17-2011	H
155	6	Mike Williams	NC State	W, 41-0	10-4-2014	H
153	9	Sammy Watkins	Georgia Tech	L, 17-31	10-29-2011	A
<b>153</b>	<b>6</b>	<b>Justyn Ross</b>	<b>Alabama</b>	<b>W, 44-16</b>	<b>1-7-2019</b>	<b>N</b>
152	2	Craig Brantley	Virginia	W, 28-9	11-16-1974	H
152	7	Tony Horne	Wake Forest	W, 33-16	11-1-1997	A
152	9	Airese Currie	Wake Forest	W, 37-30 <sup>(20T)</sup>	9-4-2004	H
152	7	Sammy Watkins	Boston College	W, 36-14	10-8-2011	H
151	10	Perry Tuttle	Maryland	W, 21-7	11-14-1981	H
150	7	Tee Higgins	Syracuse	W, 41-6	9-14-2019	A
148	10	Henry Walker	Auburn	W, 34-18	11-22-1947	H
148	5	Rod Gardner	Maryland	W, 35-14	10-14-2000	H
<b>148</b>	<b>6</b>	<b>Justyn Ross</b>	<b>Notre Dame</b>	<b>W, 30-3</b>	<b>12-29-2018</b>	<b>N</b>
147	7	Dreher Gaskin	Wake Forest	W, 18-0	10-31-1953	H
147	6	Brian Wofford	Mississippi State	L, 7-17	12-30-1999	N
146	12	Mike Williams	NC State	W, 24-17	10-15-2016	H
145	6	Perry Tuttle	Furman	W, 21-0	9-8-1979	H
144	10	Charlie Waters	Alabama	L, 13-38	10-25-1969	H
143	8	Brian Wofford	Virginia	W, 33-14	9-11-1999	H
142	6	Tee Higgins	South Carolina	W, 56-35	11-24-2018	H
141	8	Jim Lanzendoen	Virginia	W, 32-27	10-13-1973	H
141	7	Sammy Watkins	Florida State	W, 35-30	9-24-2011	H

## 100-YARD RECEIVING GAMES

Player	Years	Gms	Player	Years	Gms
Sammy Watkins	2011-13	15	Perry Tuttle	1978-81	8
DeAndre Hopkins	2010-12	12	Mike Williams	2013-16	8
Rod Gardner	1997-00	9	Tee Higgins	2017-19	8

140	5	Jerry Butler	Maryland	W, 28-24	11-18-1978	A
140	6	Perry Tuttle	Virginia Tech	W, 13-10	10-4-1980	H
140	5	Deon Cain	The Citadel	W, 61-3	11-18-2017	H
140	7	Travis Etienne	Boston College	W, 34-28	10-31-2020	H
139	6	Roscoe Crosby	Duke	W, 59-31	12-1-2001	H
139	3	Germone Hopper	North Carolina	W, 50-35	9-27-2014	H
139	8	Cornell Powell	Ohio State	L, 28-49	1-1-2021	N
138	6	Rod Gardner	South Carolina	W, 31-21	11-20-1999	A
137	10	Rod Gardner	NC State	W, 34-27	10-7-2000	H
134	4	Perry Tuttle	Wofford	W, 45-10	9-5-1981	H
134	7	Kevin Youngblood	Texas Tech	L, 15-55	12-23-2002	N
134	9	Aaron Kelly	South Carolina	W, 23-21	11-24-2007	A
134	8	Amari Rodgers	Notre Dame	L, 40-47 <sup>(20T)</sup>	11-7-2020	A
133	12	Airese Currie	Middle Tennessee	W, 37-14	9-13-2003	H
133	6	Derrick Hamilton	Duke	W, 40-7	11-15-2003	H
132	4	Charlie Waters	Virginia	W, 21-14	9-20-1969	A
131	10	Tony Horne	Florida State	L, 28-35	9-20-1997	H
129	6	Glenn Smith	Boston College	W, 21-2	11-10-1951	H
129	4	Dreher Gaskin	Auburn	L, 19-45	11-21-1953	H
129	11	Phil Rogers	North Carolina	L, 13-17	11-6-1965	A
129	5	Terrance Rouhlac	Duke	W, 54-21	10-20-1984	H
129	8	Chansi Stuckey	Maryland	L, 12-13	11-4-2006	H
129	3	Germone Hopper	Wake Forest	W, 33-13	11-21-2015	H
129	6	Tee Higgins	North Carolina	W, 21-20	9-28-2019	A
128	2	Don Kelley	Virginia	W, 32-15	10-16-1971	A
128	9	Brian Wofford	NC State	L, 39-46	10-31-1998	H
128	5	Rod Gardner	Maryland	W, 42-30	10-16-1999	A
128	7	Airese Currie	Miami (Fla.)	W, 24-17 <sup>(20T)</sup>	11-6-2004	A
128	4	DeAndre Hopkins	Duke	W, 56-20	11-3-2012	A
128	8	Mike Williams	Boston College	W, 17-13	10-18-2014	A
127	7	Rod Gardner	North Carolina	W, 31-20	10-2-1999	H
127	6	Sammy Watkins	Georgia	W, 38-35	8-31-2013	H
126	9	Terry Smith	Maryland	L, 23-53	11-14-1992	H
126	4	Sammy Watkins	Syracuse	W, 49-14	10-5-2013	A
125	13	Artavis Scott	Pittsburgh	L, 42-43	11-12-2016	H
125	5	Deon Cain	Syracuse	W, 54-0	11-5-2016	H
124	6	Jerry Butler	North Carolina	W, 13-9	11-11-1978	H
124	10	Perry Tuttle	Wake Forest	W, 35-33	11-1-1980	A
124	11	Chansi Stuckey	Boston College	L, 33-34 <sup>(20T)</sup>	9-9-2006	A
124	7	DeAndre Hopkins	South Carolina	L, 7-29	11-27-2010	H
124	5	DeAndre Hopkins	NC State	L, 13-37	11-19-2011	A
123	4	Jerry Butler	Georgia Tech	T, 24-24	9-25-1976	A

SAMMY WATKINS HAD A SCHOOL-RECORD 227 RECEIVING YARDS IN CLEMSON'S WIN OVER OHIO STATE IN THE 2014 ORANGE BOWL.

# 100-YARD INDIVIDUAL RECEIVING GAMES

123	6	Antwan Wyatt	Georgia Tech	W, 24-3	10-28-1995	A	108	6	Ray Williams	Virginia	W, 55-0	9-8-1984	A
123	10	J.J. McKelvey	Ball State	W, 30-7	9-21-2002	H	108	7	Airese Currie	NC State	W, 26-20	10-30-2004	H
123	6	Derrick Hamilton	Florida State	W, 26-10	11-8-2003	H	108	7	C.J. Spiller	Duke	W, 31-7	11-15-2008	H
123	3	Tee Higgins	Texas A&M	W, 28-26	9-8-2018	A	107	5	John McMakin	The Citadel	W, 24-0	9-12-1970	H
122	5	Whitey Jordan	Furman	W, 45-6	11-30-1957	A	107	4	Gary Cooper	Georgia Tech	W, 33-12	9-26-1987	H
122	5	Gary Cooper	West. Carolina	W, 43-0	9-5-1987	H	107	4	Rod Gardner	South Carolina	W, 16-14	11-18-2000	H
122	10	Rod Gardner	Duke	W, 58-7	11-6-1999	H	107	4	Jaron Brown	North Carolina	L, 16-21	10-9-2010	A
122	7	Aaron Kelly	Georgia Tech	L, 17-21	10-18-2008	H	107	10	DeAndre Hopkins	West Virginia	L, 33-70	1-4-2012	N
122	8	Artavis Scott	Wake Forest	W, 34-20	11-6-2014	A	106	8	Derrick Hamilton	NC State	W, 45-37	10-13-2001	A
122	6	Mike Williams	North Carolina	W, 50-35	9-27-2014	H	106	6	Jacoby Ford	NC State	W, 27-9	9-13-2008	H
122	5	Jordan Leggett	Florida State	W, 37-34	10-29-2016	A	106	6	Jacoby Ford	Virginia	W, 34-21	11-21-2009	H
121	7	Aaron Kelly	Central Michigan	W, 70-14	10-20-2007	H	106	8	Michael Palmer	South Carolina	L, 17-34	11-28-2009	A
121	4	Amari Rodgers	Syracuse	W, 41-6	9-14-2019	A	106	8	DeAndre Hopkins	Florida State	L, 13-16	11-13-2010	A
121	8	Amari Rodgers	Notre Dame	W, 34-10	12-19-2020	N	105	3	Joe Blalock	Wake Forest	W, 20-7	11-11-1939	H
120	4	Terry Smith	Maryland	W, 40-7	11-16-1991	H	105	7	Eddis Freeman	Tulane	L, 13-54	11-9-1946	A
120	8	Terry Smith	North Carolina	L, 0-24	11-6-1993	A	105	3	Ray Mathews	Miss. State	W, 21-7	10-9-1948	A
120	3	Tony Horne	Duke	W, 13-6	10-12-1996	A	105	6	Jack Anderson	NC State	W, 24-19	11-2-1968	A
120	7	Charone Peake	Syracuse	W, 37-27	11-14-2015	A	105	6	Dennis Goss	North Carolina	L, 10-26	11-4-1972	H
119	8	Tony Horne	Texas El-Paso	W, 39-7	10-4-1997	H	105	4	Perry Tuttle	Rice	W, 19-3	9-13-1980	H
119	4	Tony Horne	Duke	W, 29-20	11-8-1997	H	105	4	Ray Williams	NC State	W, 27-17	10-22-1983	H
119	13	DeAndre Hopkins	Auburn	W, 26-19	9-1-2012	N	105	6	C.J. Spiller	Boston College	W, 27-21	11-1-2008	A
119	8	Tee Higgins	NC State	W, 41-7	10-20-2018	H	105	9	DeAndre Hopkins	South Florida	L, 26-31	12-31-2010	N
119	3	Diondre Overton	Boston College	W, 59-7	10-26-2019	H	105	8	Sammy Watkins	Maryland	W, 56-45	10-15-2011	A
118	5	Phil Rogers	Auburn	L, 21-43	10-14-1967	A	105	6	DeAndre Hopkins	Ball State	W, 52-27	9-8-2012	H
118	3	Adam Humphries	Syracuse	W, 49-14	10-5-2013	A	105	11	Cornell Powell	Boston College	W, 34-28	10-31-2020	H
117	5	Terry Smith	South Carolina	W, 41-24	11-23-1991	A	104	6	C.J. Spiller	Miami (Fla.)	W, 40-37 <sup>(OT)</sup>	10-24-2009	A
117	4	Terry Smith	Chattanooga	W, 54-3	10-3-1992	H	104	5	Sammy Watkins	Georgia Tech	W, 55-31	11-14-2013	H
117	5	J.J. McKelvey	Florida State	L, 31-48	10-3-2002	A	103	7	Jerry Butler	Virginia Tech	W, 38-7	10-7-1978	H
116	7	Brad O'Neal	Duke	L, 10-21	10-24-1970	H	103	6	Frank Magwood	Boston College	T, 17-17	9-18-1982	H
115	4	Glenn Smith	Furman	W, 28-21	11-19-1949	A	103	10	J.J. McKelvey	Duke	W, 34-31	11-2-2002	A
115	4	Bob Poole	Duke	L, 30-35	10-19-1963	A	103	8	Chansi Stuckey	NC State	W, 31-10	10-13-2005	A
115	6	Joey Walters	Georgia Tech	L, 28-33	9-27-1975	A	<b>103</b>	<b>3</b>	<b>Justyn Ross</b>	<b>Georgia Southern</b>	<b>W, 38-7</b>	<b>9-15-2018</b>	<b>H</b>
115	7	Ray-Ray McCloud	Louisville	W, 47-21	9-16-2017	A	102	3	Derrick Hamilton	North Carolina	W, 36-28	10-25-2003	H
114	6	Glenn Smith	Auburn	W, 41-0	11-25-1950	A	101	8	Charlie Waters	Georgia	L, 0-30	9-27-1969	H
114	8	Artavis Scott	Oklahoma	W, 40-6	12-29-2014	N	101	7	Charlie Waters	Georgia Tech	W, 21-10	10-4-1969	A
114	5	Travis Etienne	Virginia	W, 41-23	10-3-2020	H	101	3	Jim Sursavage	Duke	L, 27-34	11-8-1969	A
113	7	Charlie Waters	North Carolina	W, 24-14	11-16-1968	H	101	7	Derrick Hamilton	Duke	W, 34-31	11-2-2002	A
113	6	Sammy Watkins	Wake Forest	W, 56-7	9-28-2013	H	101	5	Kevin Youngblood	Georgia Tech	W, 39-3	9-20-2003	A
112	8	Tony Horne	NC State	W, 19-17	9-13-1997	A	101	7	Kevin Youngblood	Wake Forest	L, 17-45	11-1-2003	A
112	8	Chansi Stuckey	Wake Forest	W, 37-30 <sup>(2OT)</sup>	9-4-2004	H	101	5	Brandon Ford	NC State	W, 62-48	11-17-2012	H
112	5	Chansi Stuckey	Duke	W, 49-20	11-5-2005	H	101	7	Sammy Watkins	Boston College	W, 24-14	10-12-2013	H
112	5	Jacoby Ford	Nebraska	L, 21-26	1-1-2009	N	101	6	Jordan Leggett	Florida State	W, 23-13	11-7-2015	H
112	9	Mike Williams	Oklahoma	W, 40-6	12-29-2014	N	101	3	Tee Higgins	South Carolina	W, 38-3	11-30-2019	A
111	11	Rod Gardner	Marshall	L, 10-13	9-4-1999	H	100	3	Jackie Calvert	Duquesne	W, 53-20	11-4-1950	H
<b>111</b>	<b>9</b>	<b>Justyn Ross</b>	<b>South Carolina</b>	<b>W, 38-3</b>	<b>11-30-2019</b>	<b>A</b>	100	4	Terrance Rouhlac	North Carolina	L, 20-21	11-9-1985	A
110	7	Keith Jennings	Penn State	W, 35-10	1-1-1988	N	100	8	Mal Lawyer	NC State	L, 39-46	10-31-1998	H
110	10	Tony Horne	App State	W, 23-12	9-6-1997	H	100	6	Brian Wofford	NC State	L, 31-35	10-9-1999	A
110	11	Sammy Watkins	NC State	W, 62-48	11-17-2012	H	100	10	Kevin Youngblood	Furman	W, 28-17	9-6-2003	H
109	9	Brian Wofford	Wake Forest	W, 12-3	10-30-1999	A	100	4	Chansi Stuckey	Louisiana Tech	W, 51-0	9-30-2006	H
109	5	Jacoby Ford	Georgia Tech	L, 27-30	9-10-2009	A	100	11	Tyler Grisham	Virginia Tech	L, 23-41	10-6-2007	H
108	7	Jack Anderson	South Carolina	L, 13-27	11-22-1969	A	100	9	Tyler Grisham	Wake Forest	W, 44-10	11-10-2007	H
108	8	Perry Tuttle	Baylor	L, 18-24	12-31-1979	N	100	6	Ray-Ray McCloud	Miami (Fla.)	W, 38-3	12-2-2017	N

# 100-YARD RUSHER & 100-YARD RECEIVER IN A GAME


Date	Opponent	Site	Rusher(s)	Receiver				
11-22-1947	Auburn	H	Bobby Gage 18-141	Henry Walker 10-148		11-6-2004	Miami (Fla.)	A Reggie Merriweather 20-114
11-4-1950	Duquesne	H	Billy Hair 9-104	Jackie Calvert 3-100		10-13-2005	NC State	A James Davis 12-143
11-25-1950	Auburn	A	Fred Cone 33-163	Glenn Smith 6-114		10-22-2005	Temple	H Reggie Merriweather 17-108
11-16-1968	North Carolina	H	Ray Yauger 35-201	Charlie Waters 7-113		11-5-2005	Duke	H Reggie Merriweather 18-104
10-4-1969	Georgia Tech	A	Ray Yauger 23-146	Charlie Waters 4-132		9-30-2006	Louisiana Tech	H James Davis 11-143, C.J. Spiller 15-127, Demerick Chancellor 11-113
10-25-1969	Alabama	H	Ray Yauger 21-100	Charlie Waters 10-144		10-20-2007	Central Michigan	H Sadat Chambers 10-112
11-8-1969	Duke	A	Ray Yauger 31-141	Jim Sursavage 3-101		11-24-2007	South Carolina	A James Davis 23-122
9-25-1976	Georgia Tech	A	Steve Fuller 26-111	Jerry Butler 4-123		11-13-2010	Florida State	A Jamie Harper 27-143
9-24-1977	Georgia Tech	A	Lester Brown 28-134	Jerry Butler 5-163		10-8-2011	Boston College	H Andre Ellington 22-117
10-7-1978	Virginia Tech	H	Steve Fuller 13-106	Jerry Butler 7-103		10-15-2011	Maryland	A Andre Ellington 24-212
11-11-1978	North Carolina	H	Lester Brown 28-154	Jerry Butler 6-124		1-4-2012	West Virginia	N Andre Ellington 10-116
9-8-1979	Furman	H	Lester Brown 12-101	Perry Tuttle 6-145		9-1-2012	Auburn	N Andre Ellington 25-228
10-31-1981	Wake Forest	H	Cliff Austin 13-101	Perry Tuttle 7-161		9-29-2012	Boston College	A Andre Ellington 25-132
10-20-1984	Duke	H	Kenny Flowers 11-119	Terrence Roulhac 5-129		11-17-2012	NC State	H Andre Ellington 22-124, Tajh Boyd 18-103
11-9-1985	North Carolina	A	Kenny Flowers 25-101	Terrence Roulhac 4-100		8-31-2013	Georgia	H Roderick McDowell 22-132
1-1-1988	Penn State	N	Terry Allen 11-105	Keith Jennings 7-110		10-26-2013	Maryland	A Roderick McDowell 30-161
11-23-1991	South Carolina	A	DeChane Cameron 20-116	Terry Smith 5-117		1-3-2014	Ohio State	N Tajh Boyd 20-127
10-28-1995	Georgia Tech	A	Emory Smith 26-100	Antwan Wyatt 6-123		11-6-2014	Wake Forest	A Wayne Gallman 19-106
9-6-1997	Appalachian State	H	Raymond Priestner 23-138	Tony Horne 10-110		11-29-2014	South Carolina	H Wayne Gallman 27-191
10-2-1999	North Carolina	H	Travis Zachery 28-129	Rod Gardner 7-127		11-7-2015	Florida State	H Deshaun Watson 16-107, Wayne Gallman 22-103
10-16-1999	Maryland	A	Woodrow Dantzler 22-183	Rod Gardner 5-128		11-14-2015	Syracuse	A Deshaun Watson 14-105
11-6-1999	Duke	H	Travis Zachery 17-141	Rod Gardner 10-122		9-3-2016	Auburn	A Wayne Gallman 30-123
11-20-1999	South Carolina	A	Travis Zachery 17-105	Rod Gardner 6-138		11-26-2016	South Carolina	H Wayne Gallman (19-112)
10-7-2000	NC State	H	Travis Zachery 31-147, Woodrow Dantzler 25-103	Rod Gardner 10-137		<b>9-15-2018</b>	<b>Georgia Southern</b>	<b>H</b> Travis Etienne (16-164)
10-14-2000	Maryland	H	Travis Zachery 29-151	Rod Gardner 5-148		11-24-2018	South Carolina	H Travis Etienne (28-150)
10-13-2001	NC State	A	Woodrow Dantzler 23-184	Derrick Hamilton 6-106		<b>12-29-2018</b>	<b>Notre Dame</b>	<b>N</b> Travis Etienne (14-109)
12-1-2001	Duke	H	Woodrow Dantzler 19-135, Travis Zachery 14-114	Roscoe Crosby 6-139		10-26-2019	Boston College	H Travis Etienne (16-109)
10-25-2003	North Carolina	H	Duane Coleman 13-111	Derrick Hamilton 3-102		12-7-2019	Virginia	N Travis Etienne (14-114)
						12-19-2020	Notre Dame	N Travis Etienne (10-124)
								Amari Rodgers (8-121)



# UNUSUAL STATISTICAL OCCURRENCES

## 200 RUSHING YARDS & 200 PASSING YARDS IN A GAME

Year	Opponent	Site	Rush	Pass	Score
1950	Duquesne	H	235	223	53-20
1953	Wake Forest	H	276	204	18-0
1959	Virginia	A	250	224	47-0
1961	Furman	H	206	212	35-6
1973	Virginia	H	275	227	32-27
	Wake Forest	H	300	200	35-8
	North Carolina	A	250	212	37-29
1975	North Carolina	A	214	243	38-35
1976	Georgia Tech	A	248	234	24-24
1978	The Citadel	H	322	245	58-3
	Wake Forest	A	342	208	51-6
	Maryland	A	216	224	28-24
1981	Duke	A	240	323	38-10
	Wake Forest	H	536	220	82-24
1984	Virginia	A	302	233	55-0
	Duke	H	312	235	54-21
	Wake Forest	H	209	201	37-14
1987	Penn State	N1	285	214	35-10
1989	Virginia	H	264	210	34-20
	Wake Forest	H	218	247	44-10
1991	Maryland	H	230	230	40-7
	South Carolina	A	272	231	41-23
1992	North Carolina	H	286	205	40-7
1995	Western Carolina	H	210	212	55-9
	Wake Forest	A	234	239	29-14
1996	Wake Forest	H	264	219	21-10
1997	App State	H	202	250	23-12
1998	Furman	H	212	202	33-0
1999	North Carolina	H	236	208	31-20
	Maryland	A	290	252	42-30
	Duke	H	239	319	58-7
2000	The Citadel	H	236	222	38-0
	Missouri	H	206	275	62-7
	NC State	H	274	220	34-27
	Duke	A	315	212	52-22
2001	Wofford	H	200	283	38-14
	Georgia Tech	A	248	254	47-44
	NC State	A	234	333	45-37
	Duke	H	328	280	59-31
	Louisiana Tech	N2	273	275	49-24
2002	Ball State	H	203	209	30-7
	North Carolina	A	256	274	42-12
2003	North Carolina	H	219	309	36-28
	South Carolina	A	240	302	63-17
2005	NC State	A	243	246	31-10
	Duke	H	234	216	49-20
2006	Wake Forest	A	214	214	27-17
	Temple	N3	337	222	63-9
2007	NC State	A	340	268	42-20
	Central Michigan	H	341	315	70-14
	South Carolina	A	214	229	23-21
2008	The Citadel	H	252	273	45-17
2009	Florida State	H	241	242	40-24
	NC State	A	254	200	43-23
2010	Presbyterian	H	212	202	58-21
2011	Wofford	H	215	261	35-27
	Auburn	H	238	386	38-24
	Maryland	A	306	270	56-45
	Virginia Tech	N3	217	240	38-10
2012	Auburn	N4	320	208	26-19
	Boston College	A	209	367	45-31
	Georgia Tech	H	204	397	47-31
	Duke	A	334	384	56-20
	NC State	H	328	426	62-48
2013	Maryland	A	236	304	40-27
	The Citadel	H	208	350	52-6
2014	South Carolina State	H	268	467	73-7
	NC State	H	226	267	41-0
	South Carolina	H	225	266	35-17
2015	Wofford	H	222	311	49-10
	Georgia Tech	H	201	336	43-24
	NC State	A	240	383	56-41
	Florida State	H	215	297	23-13
	Syracuse	A	202	368	37-27
	South Carolina	A	236	279	37-32
	North Carolina	N3	319	289	45-37
	Oklahoma	N5	312	218	37-17
2016	South Carolina State	H	227	328	59-0
	Louisville	H	201	306	42-36
	Boston College	A	230	278	56-10
	Wake Forest	A	254	202	35-13
	South Carolina	H	250	372	56-0
	Ohio State	N	205	265	31-0
2017	Kent State	H	353	312	56-3
	Louisville	A	297	316	47-21
	Georgia Tech	H	221	207	24-10
2018	Furman	H	249	282	48-7



CHAD JASMIN WAS A BIG REASON THE TIGERS TOTALED 240 RUSHING YARDS IN THEIR 63-17 VICTORY AT SOUTH CAROLINA IN 2003.

	Georgia Southern	H	309	286	38-7
	Georgia Tech	A	248	232	49-21
	Wake Forest	A	471	227	63-3
	Duke	H	208	251	35-6
	South Carolina	H	351	393	56-35
	Notre Dame	N6	211	327	30-3
2019	Georgia Tech	H	411	221	52-14
	Syracuse	A	221	391	41-6
	Charlotte	H	235	231	52-10
	Florida State	H	320	232	45-14
	Louisville	A	298	253	45-10
	Boston College	H	302	372	59-7
	Wofford	H	419	283	59-14
	NC State	A	246	303	55-10
	South Carolina	A	211	316	38-3
	Virginia	N3	211	408	62-17
2020	Miami (Fla.)	H	258	292	42-17
	Notre Dame	N3	219	322	34-10

N1 - Orlando, Fla. (Citrus Bowl); N2 - Boise, Idaho (Humanitarian Bowl); N3 - Charlotte, N.C.; N4 - Atlanta, Ga.; N5 - Miami Gardens, Fla. (Orange Bowl); N6 - Arlington, Texas (Cotton Bowl); Note: Clemson's record when totaling at least 200 yards of each is 104-0-1.

## MULTIPLE 100-YARD RUSHERS IN A GAME

Date	Opponent	Site	Players
11-15-1941	Wake Forest	H	Payne (102), Sweat (101)
11-22-1941	Furman	A	Tinsley (127), Timmons (103)
10-19-1944	South Carolina	A	Tinsley (146), Rogers (117)
9-22-1945	Presbyterian	H	Gage (145), Reynolds (105)
11-6-1948	Furman	H	Cox (116), Gage (104)

9-23-1950	Presbyterian	H	Cone (143), Mathews (131), Calvert (109)
9-30-1950	Missouri	A	Calvert (175), Mathews (120), Cone (111)
11-18-1950	Furman	H	Cone (145), Hair (141)
9-22-1951	Presbyterian	H	Hair (174), Gressette (110)
11-17-1951	Furman	A	Gressette (130), George (114)
11-24-1951	Auburn	H	Gressette (174), Hair (113)
11-23-1974	South Carolina	H	Callicutt (197), Fellers (106)
11-25-1978	South Carolina	H	Brown (121), Fuller (108), Sims (104)
10-9-1982	Virginia	A	Austin (105), McCall (103), C. McSwain (103)
10-23-1982	NC State	A	Austin (109), C. McSwain (129)
10-15-1983	Duke	A	Mack (150), Flowers (112)
10-12-1985	Virginia	H	Driver (121), Flowers (111)
11-2-1985	Wake Forest	H	Flowers (141), Driver (114)
11-23-1985	South Carolina	A	Flowers (136), Driver (114)
10-10-1987	Virginia	H	Allen (183), McFadden (119)
11-14-1987	Maryland	H	Allen (103), McFadden (101)



# UNUSUAL STATISTICAL OCCURRENCES

9-22-1990	App State	H	Williams (183), Witherspoon (123)
10-12-1991	Virginia	H	Williams (185), Harris (102)
12-1-1991	Duke	N1	Blunt (163), Harris (126)
10-10-1992	Virginia	A	Blunt (141), Solomon (104)
11-12-1994	Georgia Tech	H	Pegues (136), Greene (111)
11-9-1996	Virginia	A	Dunnican (123), Priester (122)
10-7-2000	NC State	H	Zachery (147), Dantzler (103)
12-1-2001	Duke	H	Dantzler (135), Zachery (115)
11-9-2002	North Carolina	A	Rambert (106), T. Hill (105)
9-30-2006	Louisiana Tech	H	Davis (143), Spiller (127), D. Chancellor (113)
10-12-2006	Temple	N2	Davis (138), D. Chancellor (114)
10-21-2006	Georgia Tech	H	Davis (216), Spiller (116)
9-22-2007	NC State	A	Davis (166), Spiller (114)
10-27-2007	Maryland	A	Davis (129), Spiller (106)
9-4-2010	North Texas	H	Ellington (122), Harper (101)
11-17-2012	NC State	H	Ellington (124), Boyd (103)
11-7-2015	Florida State	H	D. Watson (107), Gallman (103)
11-28-2015	South Carolina	A	D. Watson (114), Gallman (102)
12-5-2015	North Carolina	N2	Gallman (187), D. Watson (131)
12-31-2015	Oklahoma	N3	Gallman (150), D. Watson (145)
9-23-2017	Boston College	H	Etienne (113),

10-6-2018	Wake Forest	A	K. Bryant (106) Etienne (167), Dixon (163), Choice (128)
11-3-2018	Louisville	H	Etienne (153), Dixon (116), Feaster (101)
N1 - Tokyo, Japan; N2 - Charlotte, N.C.; N3 - Miami Gardens, Fla.			

## MULTIPLE 100-YARD PASSERS IN A GAME

Date	Opponent	Site	Players
11-9-1946	Tulane	A	Leverman (153), Hendley (101)
9-26-1959	Virginia	A	White (104), Shingler (101)
10-19-1963	Duke	A	Parker (246), Ray (118)
11-20-1971	NC State	H	Pengitore (120), Kendrick (107)
9-16-1978	The Citadel	H	Fuller (139), Lott (106)
12-31-2010	South Florida	N	K. Parker (134), Boyd (112)
9-8-2012	Ball State	H	Boyd (229), Stoudt (123)
9-7-2013	South Carolina State	H	Boyd (169), Stoudt (143)
9-6-2014	South Carolina State	H	Stoudt (302), D. Watson (154)
11-5-2016	Syracuse	H	Schuessler (177), D. Watson (169)
11-18-2017	The Citadel	H	K. Bryant (230), H. Johnson (144), Cooper (105)
9-1-2018	Furman	H	T. Lawrence (137), K. Bryant (132)
12-7-2019	Virginia	N	Lawrence (302), Brice (106)

## MULTIPLE 100-YARD RECEIVERS IN A GAME

Date	Opponent	Site	Players
10-31-1998	NC State	H	Wofford (128),

11-2-2002	Duke	A	Lawyer (100) McKelvey (103), Hamilton (101)
9-4-2004	Wake Forest	H	Currie (152), Stuckey (112)
10-6-2007	Virginia Tech	H	Kelly (174), Grisham (100)
11-17-2012	NC State	H	S. Watkins (110), Ford (101)
10-5-2013	Syracuse	A	S. Watkins (126), Humphries (118)
11-14-2013	Georgia Tech	H	Bryant (176), S. Watkins (104)
12-29-2014	Oklahoma	N	A. Scott (114) M. Williams (112)
11-5-2016	Syracuse	H	Cain (125) M. Williams (106)
11-12-2016	Pittsburgh	H	M. Williams (202) A. Scott (125)
11-18-2017	The Citadel	H	Higgins (178), Cain (140)
9-14-2019	Syracuse	A	Higgins (150), Rodgers (121)
11-30-2019	South Carolina	A	Ross (111), Higgins (101)
10-31-2020	Boston College	H	Etienne (140), Powell (105)
11-7-2020	Notre Dame	A	Powell (161), Rodgers (134)

## 100 YARDS IN TWO CATEGORIES IN A GAME

Date	Player	Rec.	KOR	PR	Opponent
9-20-1997	Tony Horne	131	109	---	Florida State
10-4-1997	Tony Horne	119	---	106	UTEP
10-25-2003	Derrick Hamilton	102	100	---	North Carolina
12-31-2007	C.J. Spiller	*112	103	---	Auburn
10-24-2009	C.J. Spiller	104	125	---	Miami (Fla.)
10-15-2011	Sammy Watkins	105	207	---	Maryland
10-29-2011	Sammy Watkins	153	124	---	Georgia Tech
9-29-2012	Andre Ellington	*132	129	---	Boston College

\* - rushing



JUSTYN ROSS (111) AND TEE HIGGINS (101) BOTH HAD OVER 100 RECEIVING YARDS AT SOUTH CAROLINA IN 2019.



# RETURNS FOR TOUCHDOWNS

CLEMSON					
Year	Type	Player	Site	Opponent	Yards
1951	IR	Archie Baker	H	Auburn	56
	IR	Jimmy Quarles	A	Rice	90
1953	BPR	Scott Jackson	A	Boston College	41
1954	PR	Ken Moore	N	Wake Forest	81
	PR	Joe Pagliei	H	Presbyterian	74
	IR	Walt Laraway	H	The Citadel	30
	BPR	Walt Laraway	H	The Citadel	39
1958	BPR	Jim Padgett	H	North Carolina	28
	FR	Charlie Horne	A	Boston College	28
1959	KOR	Bill Mathis	A	Georgia Tech	99
	IR	Paul Snyder	A	Rice	18
	IR	Harry Pavlack	A	Furman	26
1961	PR	Elmo Lam	H	Tulane	68
1962	PR	Mack Matthews	A	Wake Forest	88
	KOR	Hal Davis	H	Georgia	98
1964	BPR	Butch Robbins	A	Wake Forest	0
	IR	Ted Bunton	H	Virginia	48
1966	PR	Frank Liberatore	H	Virginia	66
	IR	Richard Garick	H	North Carolina	31
1967	PR	Frank Liberatore	H	Georgia	52
	IR	Billy Ware	A	North Carolina	23
1968	FGR	Richie Luzzi	A	Georgia	108
1970	PR	Don Kelley	A	Wake Forest	67
	IR	Don Kelley	H	Duke	102
	PR	Don Kelley	A	Maryland	85
	IR	Jewell McLaurin	A	Maryland	68
1971	FR	Smiley Sanders	H	Kentucky	1
	IR	Bobby Johnson	A	Auburn	40
1973	IR	Frank Wise	H	Wake Forest	36
1974	IR	Dennis Smith	H	South Carolina	31
1977	IR	Rex Varn	H	Maryland	93
1978	IR	Rex Varn	A	NC State	94
1979	IR	Jeff Davis	H	Wake Forest	17
1980	BPR	Bill Smith	A	Virginia	11
	IR	Willie Underwood	H	South Carolina	37
1981	BPR	Johnny Rembert	A	South Carolina	*0
1982	IR	Johnny Rembert	H	Duke	43
1984	IR	Kenny Danforth	A	Virginia	22
1985	BPR	Perry Williams	H	Maryland	30
1986	IR	Delton Hall	H	Duke	67
1987	PR	Donnell Woolford	H	Georgia Tech	78
	KOR	Joe Henderson	H	Georgia Tech	95
	PR	Donnell Woolford	H	Wake Forest	67
1988	IR	Doug Brewster	A	Georgia Tech	68
1989	BPR	Tony Mauney	H	Furman	*0
	IR	Wayne Simmons	A	Florida State	73
	IR	Levon Kirkland	A	Virginia Tech	47
	FR	Chester McGlockton	A	West Virginia	*0
1990	IR	Arlington Nunn	H	Long Beach State	55
	KOR	Doug Thomas	H	Long Beach State	98
	KOR	Doug Thomas	A	Maryland	98
	FR	Dexter Davis	A	NC State	52
	IR	Arlington Nunn	A	Wake Forest	26
	IR	Dexter Davis	H	North Carolina	30
	IR	Arlington Nunn	N	Illinois	34
1991	PR	Darnell Stephens	H	Maryland	89
1992	IR	James Trapp	H	Florida State	39
	FR	Michael Barber	H	Chattanooga	91
	IR	Tim Jones	H	South Carolina	26
1994	FR	Chris Franklin	H	NC State	60
1995	BPR	Andy Ford	H	Western Carolina	26
	IR	Brian Dawkins	H	North Carolina	49
1996	FR	Eric Bradford	H	Furman	9
	IR	Peter Ford	H	Maryland	66
	FR	Rahim Abdullah	H	NC State	9
1997	FR	Rahim Abdullah	A	NC State	74
	IR	Rahim Abdullah	H	Duke	63
	IR	Antwan Edwards	A	South Carolina	42
	PR	Tony Horne	A	South Carolina	39
	BPR	Chad Speck	N	Auburn	18
1998	FR	Chris Jones	H	Furman	*0
	FR	Antwan Edwards	A	Virginia	93
	IR	Alex Ardley	A	North Carolina	26
	IR	Howard Bartley	H	South Carolina	48
1999	IR	Terry Jolly	H	Duke	20
2000	IR	Charles Hafley	H	Missouri	27
	PR	Joe Don Reames	A	Virginia	69
	PR	Brian Mance	H	Georgia Tech	88
2001	FR	Eric Meekins	H	Wofford	29
	KOR	Derrick Hamilton	A	Maryland	100
2002	FR	Bryant McNeal	A	Georgia	55
	KOR	Justin Miller	H	NC State	80
2003	FR	J.J. Howard	H	Furman	17
	KOR	Derrick Hamilton	H	North Carolina	100
	PR	Justin Miller	H	Duke	63

2004	PR	Justin Miller	H	Wake Forest	69
	KOR	Justin Miller	A	Florida State	97
	KOR	Justin Miller	A	Florida State	86
	BPR	Bobby Williamson	H	Utah State	*0
	IR	Eric Coleman	H	NC State	20
2005	PR	Chansi Stuckey	H	Texas A&M	47
2006	PR	Jacoby Ford	H	Florida Atlantic	92
	FR	Sergio Gilliam	H	Florida Atlantic	31
	KOR	Jacoby Ford	H	Louisiana Tech	94
	IR	Nick Watkins	H	Louisiana Tech	26
	FR	Gaines Adams	A	Wake Forest	66
	IR	Jock McKissic	H	South Carolina	82
2007	KOR	C.J. Spiller	A	Duke	84
	KOR	C.J. Spiller	H	Wake Forest	90
	BPR	La'Donte Harris	A	South Carolina	10
2008	KOR	C.J. Spiller	N	Alabama	96
	IR	Chris Clemons	H	South Carolina State	32
	FR	DeAndre McDaniel	N	Nebraska	28
2009	KOR	C.J. Spiller	H	Middle Tennessee	96
	PR	Jacoby Ford	H	Middle Tennessee	61
	PR	C.J. Spiller	H	Boston College	77
	KOR	C.J. Spiller	A	Maryland	92
	KOR	C.J. Spiller	A	Miami (Fla.)	90
	IR	DeAndre McDaniel	A	Miami (Fla.)	23
	KOR	C.J. Spiller	A	South Carolina	88
2010	KOR	Andre Ellington	H	Maryland	87
	IR	Xavier Brewer	H	Maryland	61
	IR	Rashard Hall	A	Boston College	52
2011	KOR	Sammy Watkins	A	Maryland	89
	KOR	Kourtnei Brown	H	North Carolina	20
	FR	Kourtnei Brown	H	North Carolina	26
2012	IR	Jonathan Meeks	H	Virginia Tech	74
	FR	Corey Crawford	H	Maryland	16
2013	IR	Martin Jenkins	H	South Carolina State	52
	IR	Darius Robinson	H	South Carolina State	35
	FR	Vic Beasley	H	Boston College	13
	FR	Quandon Christian	H	The Citadel	22
2014	IR	Jadar Johnson	H	South Carolina State	60
	FR	Vic Beasley	H	NC State	16
	PR	Adam Humphries	H	Louisville	72
	IR	Ben Boulware	N	Oklahoma	47
2015	IR	Carlos Watkins	H	App State	15
	IR	Cordrea Tankersley	A	Miami (Fla.)	36
2016	IR	Mark Fields	A	Boston College	42
	IR	Tanner Muse	H	Syracuse	64
2017	IR	Dorian O'Daniel	A	Louisville	44
	IR	Dorian O'Daniel	A	Virginia Tech	22
	FR	Tanner Muse	A	Syracuse	63
	PR	Ray-Ray McCloud	A	NC State	77
	IR	Ryan Carter	A	South Carolina	12
2018	FR	Christian Wilkins, Clelin Ferrell	A	Georgia Tech	4
	IR	Isaiah Simmons	H	Louisville	27
	PR	Amari Rodgers	A	Boston College	58
	IR	A.J. Terrell	N	Alabama	44
2019	IR	K'Von Wallace	H	Charlotte	66
	IR	Derion Kendrick	H	Florida State	38
	FR	Logan Rudolph	H	Boston College	39
2020	FR	James Skalski	H	The Citadel	17
	FR	Andrew Booth Jr.	H	Syracuse	21
	FR	Derion Kendrick	A	Virginia Tech	66

## OPPONENTS

Year	Type	Player	Site	Opponent	Yards
1951	IR	Harry Jabbusch	A	South Carolina	13
	PR	Chuck Prezioso	A	South Carolina	74
1952	IR	Howard Chapman	A	Florida	*0
1953	IR	Joe Counts	H	Presbyterian	34
	PR	Dick Nolan	H	Maryland	90
	PR	Dick Zotti	A	Boston College	70
1957	KOR	Dick Christy	H	NC State	97
1959	IR	Bobby Robinson	H	Wake Forest	69
1960	IR	John Janus	A	Boston College	60
1961	FR	Jim Costen	A	South Carolina	27
1962	IR	Ernie Arizzi	A	Maryland	68
1963	IR	Ernie Arizzi	H	Maryland	83
1964	IR	Barry Wilson	A	Georgia	16
	IR	Ron Nalewak	A	Maryland	20
1965	BPR	Larry Kohn	A	Georgia	38
1966	PR	Mike Battle	A	Southern California	74
1967	PR	Jimmy Carter	A	Auburn	61
1968	IR	Buddy McClinton	H	Auburn	53
	PR	Tyler Hellams	H	South Carolina	73
1970	IR	Bill Brafford	H	North Carolina	31
1971	KOR	Doug Kotar	H	Kentucky	98
	IR	Don Golden	H	Georgia	71
	FR	Glenn Flynn	A	Auburn	17
	BPR	Bill Brafford	A	North Carolina	37

1972	FR	David Vandiver	A	Rice	*0
	IR	Clyde Power	A	Oklahoma	57
	IR	Gary Faulkner	A	Georgia Tech	49
1973	FR	Mike Lacika	H	Virginia	*0
1974	FR	Joel Porter	H	Georgia Tech	19
1975	IR	Wyatt Washington	H	Tulane	76
1978	KOR	Larry Fallen	H	Virginia Tech	100
	BPR	Mike Carney	A	Maryland	*0
1980	PR	Scott Woerner	A	Georgia	67
	IR	Dennis Tabron	H	Duke	87
	BPR	Earnest Butler	A	NC State	5
1982	BPR	Stan Dooley	A	Georgia	2
1983	IR	James Jones	H	North Carolina	17
1984	IR	Mark Franklin	A	NC State	81
1985	PR	Brian Williams	A	Kentucky	57
1986	BPR	Mitch Dove	H	Virginia Tech	*0
	IR	Brad Edwards	H	South Carolina	61
1987	KOR	Jon Jeffries	A	Virginia Tech	92
	PR	Nate Lewis	H	Georgia	76
	IR	Brad Edwards	A	South Carolina	40
1988	PR	Deion Sanders	H	Florida State	76
	KOR	Quinton McCracken	H	Duke	96
1989	KOR	Marcus Mickel	A	Virginia Tech	90
1990	KOR	Leroy Gallman	H	Duke	78
1991	PR	Brian Treggs	N	California	72
1993	FR	Derrick Brooks	A	Florida State	83
1994	BPR	Ray Farmer	A	Duke	20
	IR	Benji Young	H	South Carolina	27
1996	PR	Dee Feaster	A	Florida State	79
1997	PR	Peter Warrick	H	Florida State	90
	FR	Sam Cowart	H	Florida State	*0
	BPR	Tavares Tillman	A	Georgia Tech	30
	FR	Darius Clark	H	Duke	5
1998	IR	Mark Makovec	H	Wake Forest	36
	FR	Jason Perry	H	NC State	36
1999	IR	Ike Charlton	A	Virginia Tech	34
	FR	Corey Moore	A	Virginia Tech	32
2002	KOR	Fred Gibson	A	Georgia	91
	KOR	Leon Washington	A	Florida State	97
	BPR	Terrence Holt	H	NC State	39
	KOR	Jerricho Cotchery	H	NC State	42
	PR	Wes Welker	N	Texas Tech	59
2003	IR	Eric King	A	Wake Forest	85
	FR	Jyles Tucker	A	Wake Forest	12
2004	IR	Leroy Smith	A	Florida State	41
2005	BPR	Geno Hayes	H	Florida State	*0
2006	KOR	Jeff Smith	A	Boston College	96
	BFR	Tony Carter	A	Florida State	69
	IR	Willie Young	H	NC State	34
2007	KOR	Darrell Blackman	A	NC State	99
	IR	D.J. Parker	H	Virginia Tech	32
	PR	Eddie Royal	H	Virginia Tech	82
	KOR	Victor Harris	H	Virginia Tech	100
2008	IR	Nate Irving	H	NC State	33
	IR	Dominique Reese	H	Georgia Tech	34
	BPR	Roderick Rollins	A	Boston College	14
	IR	Neely Moffett	A	Florida State	18
2009	FR	Chris McCoy	H	Middle Tennessee	68
	PR	Jerrard Tarrant	A	Georgia Tech	85
	FR	Marcus Robinson	A	Miami (Fla.)	53
	IR	Jamie Robinson	H	Florida State	52
2010	IR	Antonio Allen	H	South Carolina	37
2011	FR	Bjoern Werner	H	Florida State	25
	IR	Cameron Chism	A	Maryland	46
	KOR	T.J. Thorpe	H	North Carolina	100
	PR	Mike Campanaro	H	Wake Forest	50
	FR	Darwin Cook	N	West Virginia	99
2013	FR	Mario Edwards Jr.	H	Florida State	37
2014	KOR	Todd Gurley	A	Georgia	100
	FR	Dominique Mitchell	H	South Carolina State	35
	IR	Jamal Golden	A	Georgia Tech	85
	IR	Chris Milton	A	Georgia Tech	62
2015	KOR	Traveon Samuel	A	Louisville	100
	KOR	Nyheim Hines	A	NC State	100
	KOR	Kenyan Drake	N	Alabama	95
2016	IR	Mike Stevens	H	NC State	28
2017	IR	Mack Wilson	N	Alabama	18
2018	KOR	Hassan Hall	H	Louisville	93
	PR	Michael Walker	A	Boston College	74
2020	BFR	DJ Ivey	H	Miami (Fla.)	48
	INT	Garrett Williams	H	Syracuse	39
	FR	Brandon Sebastian	H	Boston College	97
	FR	Jeremiah Owusu-Koramoah	A	Notre Dame	23

\* - statistically not a fumble return, but rather a recovered fumble only; Note: Clemson home games in **bold**; stats from 1951-20.

# CLASS RECORDS

## RUSHING YARDS

<b>FY Freshman:</b>	941	by Ronald Williams (1990)
<b>Freshman:</b>	973	by Terry Allen (1987)
<b>Sophomore:</b>	1658	by Travis Etienne (2018)
<b>Junior:</b>	1614	by Travis Etienne (2019)
<b>Senior:</b>	1258	by Terrence Flagler (1986)

## RUSHING YARDS PER GAME

<b>FY Freshman:</b>	85.6	by Ronald Williams (1990)
<b>Freshman:</b>	88.5	by Terry Allen (1987)
<b>Sophomore:</b>	110.5	by Travis Etienne (2018)
<b>Junior:</b>	112.1	by Raymond Priestler (1996)
<b>Senior:</b>	106.4	by Cliff Austin (1982)

Note: Minimum 75 percent of games played.

## YARDS PER CARRY

<b>Freshman:</b>	*7.27	by C.J. Spiller (2006)
<b>Sophomore:</b>	8.13	by Travis Etienne (2018)
<b>Junior:</b>	7.80	by Travis Etienne (2019)
<b>Senior:</b>	7.12	by Adam Choice (2018)

Note: Minimum 70 carries.

## PASSING YARDS

<b>Freshman:</b>	*3280	by Trevor Lawrence (2018)
<b>Sophomore:</b>	4104	by Deshaun Watson (2015)
<b>Junior:</b>	4593	by Deshaun Watson (2016)
<b>Senior:</b>	3851	by Tajh Boyd (2013)

## PASSING EFFICIENCY

<b>Freshman:</b>	*188.6	by Deshaun Watson (2014)
<b>Sophomore:</b>	166.7	by Trevor Lawrence (2019)
<b>Junior:</b>	169.2	by Trevor Lawrence (2020)
<b>Senior:</b>	168.7	by Tajh Boyd (2013)

Note: Minimum 70 passing attempts.

## COMPLETION PERCENTAGE

<b>Freshman:</b>	*67.9	by Deshaun Watson (2014)
<b>Sophomore:</b>	67.8	by Deshaun Watson (2015)
<b>Junior:</b>	69.2	by Trevor Lawrence (2020)
<b>Senior:</b>	68.5	by Tajh Boyd (2013)

Note: Minimum 70 passing attempts.

## PASSING TOUCHDOWNS

<b>Freshman:</b>	*30	by Trevor Lawrence (2018)
<b>Sophomore:</b>	36	by Trevor Lawrence (2019)
<b>Junior:</b>	41	by Deshaun Watson (2016)
<b>Senior:</b>	34	by Tajh Boyd (2013)

## RECEPTIONS

<b>Freshman:</b>	*82	by Sammy Watkins (2011)
<b>Sophomore:</b>	93	by Artavis Scott (2015)
<b>Junior:</b>	101	by Sammy Watkins (2013)
<b>Senior:</b>	98	by Mike Williams (2016)

## RECEIVING YARDS

<b>Freshman:</b>	*1219	by Sammy Watkins (2011)
<b>Sophomore:</b>	1030	by Mike Williams (2014)
<b>Junior:</b>	1464	by Sammy Watkins (2013)
<b>Senior:</b>	1361	by Mike Williams (2016)

## YARDS PER RECEPTION

<b>Freshman:</b>	*21.7	by Justyn Ross (2018)
<b>Sophomore:</b>	30.5	by Martavis Bryant (2012)
<b>Junior:</b>	32.1	by Gary Cooper (1988)
<b>Senior:</b>	30.7	by Whitey Jordan (1957)

Note: Minimum 10 receptions.

## RECEIVING TOUCHDOWNS

<b>Freshman:</b>	*12	by Sammy Watkins (2011)
<b>Sophomore:</b>	12	by Tee Higgins (2018)
<b>Junior:</b>	18	by DeAndre Hopkins (2012)
<b>Senior:</b>	11	by Mike Williams (2016)

## TOTAL OFFENSE

<b>Freshman:</b>	*3457	by Trevor Lawrence (2018)
<b>Sophomore:</b>	5209	by Deshaun Watson (2015)
<b>Junior:</b>	5219	by Deshaun Watson (2016)
<b>Senior:</b>	4251	by Tajh Boyd (2013)

## POINTS

<b>FY Freshman:</b>	78	by Sammy Watkins (2011)
<b>Freshman:</b>	137	by Greg Huegel (2015)
<b>Sophomore:</b>	156	by Travis Etienne (2018)
<b>Junior:</b>	138	by Travis Etienne (2019)
<b>Senior:</b>	128	by C.J. Spiller (2009)

## TOTAL TOUCHDOWNS

<b>Freshman:</b>	*13	by Sammy Watkins (2011), Travis Etienne (2017)
<b>Sophomore:</b>	26	by Travis Etienne (2018)
<b>Junior:</b>	23	by Travis Etienne (2019)
<b>Senior:</b>	21	by C.J. Spiller (2009)

## FIELD GOALS

<b>FY Freshman:</b>	19	by Chris Gardocki (1988)
<b>Freshman:</b>	27	by Greg Huegel (2015)
<b>Sophomore:</b>	22	by Chris Gardocki (1989), Nelson Welch (1992), Chandler Catanzaro (2011)
<b>Junior:</b>	24	by Jad Dean (2005)
<b>Senior:</b>	23	by Obed Ariri (1980)

## PUNT RETURN YARDS

<b>Freshman:</b>	*362	by Darnell Stephens (1991)
<b>Sophomore:</b>	377	by Derrick Hamilton (2002)
<b>Junior:</b>	487	by Shad Bryant (1938)
<b>Senior:</b>	332	by Tony Horne (1997)

## PUNT RETURN AVERAGE

<b>Freshman:</b>	*12.5	by Darnell Stephens (1991)
<b>Sophomore:</b>	13.8	by Andre Humphrey (1993)
<b>Junior:</b>	18.0	by Shad Bryant (1938)
<b>Senior:</b>	16.9	by Bobby Gage (1948)

Note: Minimum 10 punt returns.

## KICKOFF RETURN YARDS

<b>Freshman:</b>	*826	by Sammy Watkins (2011)
<b>Sophomore:</b>	696	by Derrick Hamilton (2002)
<b>Junior:</b>	661	by Justin Miller (2004)
<b>Senior:</b>	755	by C.J. Spiller (2009)

## KICKOFF RETURN AVERAGE

<b>Freshman:</b>	*35.1	by Justin Miller (2002)
<b>Sophomore:</b>	29.1	by Joe Henderson (1987)
<b>Junior:</b>	34.5	by Derrick Hamilton (2003)
<b>Senior:</b>	32.8	by C.J. Spiller (2009)

Note: Minimum 10 kickoff returns.

## ALL-PURPOSE YARDS

<b>Freshman:</b>	*2288	by Sammy Watkins (2011)
<b>Sophomore:</b>	1883	by Derrick Hamilton (2002)
<b>Junior:</b>	2174	by Travis Etienne (2019)
<b>Senior:</b>	2680	by C.J. Spiller (2009)

## TACKLES

<b>Freshman:</b>	*150	by Anthony Simmons (1995)
<b>Sophomore:</b>	186	by Keith Adams (1999)
<b>Junior:</b>	170	by Bubba Brown (1978)
<b>Senior:</b>	175	by Jeff Davis (1981)

## SACKS

<b>FY Freshman:</b>	7	by Dexter Lawrence (2016)
<b>Freshman:</b>	7	by Michael Dean Perry (1984), Chester McGlockton (1989), Dexter Lawrence (2016)
<b>Sophomore:</b>	16	by Keith Adams (1999)
<b>Junior:</b>	15.5	by Da'Quan Bowers (2010)
<b>Senior:</b>	12.5	by Gaines Adams (2006)

## TACKLES FOR LOSS

<b>FY Freshman:</b>	12	by Myles Murphy (2002)
<b>Freshman:</b>	15	by Michael Dean Perry (1984)
<b>Sophomore:</b>	35	by Keith Adams (1999)
<b>Junior:</b>	27	by Leroy Hill (2003)
<b>Senior:</b>	27	by William Perry (1984), Rob Bodine (1991)

## INTERCEPTIONS

<b>Freshman:</b>	*8	by Robert O'Neal (1989), Justin Miller (2002)
<b>Sophomore:</b>	6	by Fred Knoebel (1950)
<b>Junior:</b>	8	by DeAndre McDaniel (2009)
<b>Senior:</b>	6	by many (5)

## PASS BREAKUPS

<b>FY Freshman:</b>	9	by Robert O'Neal (1989), Justin Miller (2002)
<b>Freshman:</b>	10	by Alex Ardley (1998)
<b>Sophomore:</b>	13	by James Lott (1987), Justin Miller (2003)
<b>Junior:</b>	21	by Tye Hill (2004)
<b>Senior:</b>	17	by Dextra Polite (1999)

## PASSES DEFENDED

<b>Freshman:</b>	*17	by Robert O'Neal (1989), Justin Miller (2002)
<b>Sophomore:</b>	17	by James Lott (1987)
<b>Junior:</b>	21	by Tye Hill (2004)
<b>Senior:</b>	21	by Dextra Polite (1999)

Note: Interceptions & pass breakups.

## INTERCEPTION RETURN YARDS

<b>Freshman:</b>	*96	by Robert O'Neal (1989)
<b>Sophomore:</b>	109	by Rex Varn (1977)
<b>Junior:</b>	156	by Don Kelley (1970)
<b>Senior:</b>	128	by Johnny Rembert (1982)

## PUNTING AVERAGE

<b>Freshman:</b>	*43.4	by Dale Hatcher (1981)
<b>Sophomore:</b>	43.0	by Chris Gardocki (1989)
<b>Junior:</b>	44.5	by Chris Gardocki (1990)
<b>Senior:</b>	44.0	by Will Spiers (2020)

## SNAPS

<b>Freshman:</b>	*1049	by Mitch Hyatt (2015)
<b>Sophomore:</b>	1121	by Deshaun Watson (2015)
<b>Junior:</b>	1115	by Deshaun Watson (2016)
<b>Senior:</b>	1096	by Eric Mac Lain (2015)

FY - first-year; \* - also the most by a first-year freshman

# SENIOR CLASS RECORDS

## OVERALL WINS

Rk	Class	Win %	W-L
1.	2018	.932	55-4
	2019	.932	55-4
3.	2020	.911	51-5
4.	2017	.893	50-7
5.	2016	.875	49-7
6.	2015	.852	46-8
7.	2014	.792	42-11
8.	1990	.833	40-8
9.	1991	.823	39-8-1
10.	1989	.813	38-8-2
	2013	.717	38-15

## OVERALL WIN PERCENTAGE

Rk	Class	W-L	Win %
1.	2018	55-4	.932
	2019	55-4	.932
3.	2020	51-5	.911
4.	2017	50-7	.877
5.	2016	49-7	.875
6.	2015	46-8	.852
7.	1903	19-3-1	.848
8.	1984	37-6-2	.844
9.	1990	40-8	.833
10.	1991	39-8-1	.823
	Note: Minimum 20 games.		

## CONFERENCE WINS

Rk	Class	Win %	W-L
1.	2020	.939	31-2
2.	2018	.938	30-2
	2019	.938	30-2
4.	2015	.875	28-4
	2016	.875	28-4
	2017	.875	28-4
7.	2014	.813	26-6
8.	2013	.750	24-8
9.	2012	.719	23-9
10.	1989	.804	22-5-1
	1990	.786	22-6
	1991	.804	22-5-1

## CONFERENCE WIN PERCENTAGE

Rk	Class	W-L	Win %
1.	2020	31-2	.939
2.	2018	30-2	.938
	2019	30-2	.938
4.	1940	13-0-2	.933
5.	1941	16-1-1	.917
6.	2015	28-4	.875
	2016	28-4	.875
	2017	28-4	.875
9.	1939	12-2-2	.813
	2014	26-6	.813
	Note: Minimum 15 games.		

## HOME WINS

Rk	Class	Win %	W-L
1.	2017	.964	27-1
	2018	.964	27-1
	2019	.964	27-1
	2020	1.000	27-0
5.	2014	.929	26-2
	2015	.929	26-2
	2016	.929	26-2
8.	2012	.857	24-4
	2013	.857	24-4
10.	1990	.885	23-3
	2011	.821	23-5

## HOME WIN PERCENTAGE

Rk	Class	W-L	Win %
1.	2020	27-0	1.000
2.	1930	13-0-1	.964
	2017	27-1	.964
	2018	27-1	.964
	2019	27-1	.964
6.	2014	26-2	.929
	2015	26-2	.929
	2016	26-2	.929
9.	1984	22-1-2	.920
10.	1991	22-2-1	.900
	Note: Minimum 14 games.		



# INDIVIDUAL SEASON BESTS

## RUSHING YARDS

Rk	Player	Year	Car.	Yards	Avg.
1.	Travis Etienne	2018	204	1658	8.1
2.	Travis Etienne	2019	207	1614	7.8
3.	Wayne Gallman	2015	283	1527	5.4
4.	Raymond Priestler	1996	257	1345	5.2
5.	Raymond Priestler	1995	238	1322	5.6
6.	Terrence Flagler	1986	192	1258	6.6
7.	C.J. Spiller	2009	216	1212	5.6
8.	Kenny Flowers	1985	227	1200	5.3
9.	Terry Allen	1988	216	1192	5.5
10.	James Davis	2006	203	1187	5.8
11.	Andre Ellington	2011	223	1178	5.3
12.	Wayne Gallman	2016	232	1133	4.9
13.	Deshaun Watson	2015	207	1105	5.3
14.	Andre Ellington	2012	212	1081	5.1
15.	Cliff Austin	1982	197	1064	5.4
	James Davis	2007	214	1064	5.0
17.	Woodrow Dantzler	2001	221	1061	4.8
18.	Buddy Gore	1967	230	1045	4.5
19.	Woodrow Dantzler	2000	190	1028	5.4
20.	Travis Zachery	2000	206	1027	5.0
21.	Roderick McDowell	2013	189	1025	5.4
22.	Lester Brown	1978	202	1022	5.1

## RUSHING YARDS PER GAME

Rk	Player	Year	G	Yards	Y/G
1.	Raymond Priestler	1996	12	1345	112.1
2.	Travis Etienne	2018	15	1658	110.5
3.	Raymond Priestler	1995	12	1322	110.2
4.	Wayne Gallman	2015	14	1527	109.1
5.	Travis Etienne	2019	15	1614	107.6
6.	Cliff Austin	1982	10	1064	106.4
7.	Terrence Flagler	1986	12	1258	104.8
8.	Buddy Gore	1967	10	1045	104.5
9.	Kenny Flowers	1985	12	1200	100.0
10.	Terry Allen	1988	12	1192	99.3

## YARDS PER CARRY

Rk	Player	Year	Car-Yards	Y/C
1.	Lyn-J Dixon	2018	62-547	8.82
2.	Travis Etienne	2018	204-1658	8.13
3.	Travis Etienne	2019	207-1614	7.80
4.	C.J. Spiller	2006	129-938	7.27
5.	Andre Ellington	2009	68-491	7.22
6.	Travis Etienne	2017	107-766	7.16
7.	Ronald Williams	1991	82-585	7.13
8.	Adam Choice	2018	77-548	7.12
9.	Billy Hair	1950	81-573	7.07
10.	Terrence Flagler	1986	192-1258	6.55

Note: Minimum 400 yards.

## RUSHING TOUCHDOWNS

Rk	Player	Year	G	Car.	Yards	Y/C	TD
1.	Travis Etienne	2018	15	204	1658	8.1	24
2.	Travis Etienne	2019	15	207	1614	7.8	19
3.	Lester Brown	1978	12	202	1022	5.1	17
	James Davis	2006	13	203	1187	5.8	17
	Wayne Gallman	2016	15	232	1133	4.9	17
6.	Travis Zachery	1999	11	185	820	4.4	16
7.	Fred Cone	1950	10	184	845	4.6	14
	Cliff Austin	1982	10	197	1064	5.4	14
	Emory Smith	1995	12	145	712	4.9	14
	Travis Etienne	2020	12	168	914	5.4	14

## PASSING ATTEMPTS

Rk	Player	Year	Yards	Pct.	Co.	Att.
1.	Deshaun Watson	2016	4593	67.0	388	579
2.	Tajh Boyd	2011	3828	59.7	298	499
3.	Deshaun Watson	2015	4104	67.8	333	491
4.	Charlie Whitehurst	2003	3561	61.9	288	465
5.	Cullen Harper	2007	2991	65.1	282	433
6.	Tajh Boyd	2012	3896	67.2	287	427
7.	Tajh Boyd	2013	3851	68.5	283	413
8.	Trevor Lawrence	2019	3665	65.8	268	407
9.	Kelly Bryant	2017	2802	65.8	262	398
10.	Trevor Lawrence	2018	3280	65.2	259	397

## COMPLETIONS

Rk	Player	Year	Yards	Pct.	Att.	Co.
1.	Deshaun Watson	2016	4593	67.0	579	388
2.	Deshaun Watson	2015	4104	67.8	491	333
3.	Tajh Boyd	2011	3828	59.7	499	298
4.	Charlie Whitehurst	2003	3561	61.9	465	288
5.	Tajh Boyd	2012	3896	67.2	427	287
6.	Tajh Boyd	2013	3851	68.5	413	283
7.	Cullen Harper	2007	2991	65.1	433	282
8.	Trevor Lawrence	2019	3665	65.8	407	268
9.	Kelly Bryant	2017	2802	65.8	398	262
10.	Trevor Lawrence	2018	3280	65.2	397	259

## PASSING YARDS

Rk	Player	Year	Att.	Co.	Pct.	Yards
1.	Deshaun Watson	2016	579	388	67.0	4593
2.	Deshaun Watson	2015	491	333	67.8	4104
3.	Tajh Boyd	2012	427	287	67.2	3896
4.	Tajh Boyd	2013	413	283	68.5	3851
5.	Tajh Boyd	2011	499	298	59.7	3828
6.	Trevor Lawrence	2019	407	268	65.8	3665
7.	Charlie Whitehurst	2003	465	288	61.9	3561
8.	Trevor Lawrence	2018	397	259	65.2	3280
9.	Trevor Lawrence	2020	334	231	69.2	3153
10.	Cullen Harper	2007	433	282	65.1	2991

## PASSING YARDS PER GAME

Rk	Player	Year	G	Co.	Att.	Yards	Y/G
1.	Trevor Lawrence	2020	10	231	334	3153	315.3
2.	Deshaun Watson	2016	15	388	579	4593	306.2
3.	Tajh Boyd	2012	13	287	427	3896	299.7
4.	Tajh Boyd	2013	13	283	413	3851	296.2
5.	Charlie Whitehurst	2003	13	288	465	3561	273.9
6.	Deshaun Watson	2015	15	333	491	4104	273.6
7.	Tajh Boyd	2011	14	298	499	3828	273.4
8.	Trevor Lawrence	2019	15	268	407	3665	244.3
9.	Cullen Harper	2007	13	282	433	2991	230.1
10.	Charlie Whitehurst	2005	11	229	340	2483	225.7

## PASSING EFFICIENCY

Rk	Player	Year	Co.	Att.	Yards	TD	I	Eff.
1.	Deshaun Watson	2014	93	137	1466	14	2	188.6
2.	Trevor Lawrence	2020	231	334	3153	24	5	169.2
3.	Tajh Boyd	2013	283	413	3851	34	11	168.7
4.	Trevor Lawrence	2019	268	407	3665	36	8	166.7
5.	Tajh Boyd	2012	287	427	3896	36	13	165.6
6.	Willie Jordan	1975	40	73	728	5	1	158.3
7.	Trevor Lawrence	2018	259	397	3280	30	4	157.6
8.	Deshaun Watson	2015	333	491	4104	35	13	156.3
9.	Harvey White	1957	46	95	841	11	3	154.6
10.	Deshaun Watson	2016	388	579	4593	41	17	151.1

Note: Minimum 70 passing attempts.

## COMPLETION PERCENTAGE

Rk	Player	Year	Co.	Att.	Yards	Pct.
1.	Trevor Lawrence	2020	231	334	3153	69.2
2.	Tajh Boyd	2013	283	413	3851	68.5
3.	Deshaun Watson	2014	93	137	1466	67.9
4.	Deshaun Watson	2015	333	491	4104	67.8
5.	Charlie Whitehurst	2005	229	340	2483	67.4
6.	Tajh Boyd	2012	287	427	3896	67.2
7.	Deshaun Watson	2016	388	579	4593	67.0
8.	D.J. Uiagalelei	2020	78	117	914	66.7
9.	Trevor Lawrence	2019	268	407	3665	65.8
10.	Kelly Bryant	2017	262	398	2802	65.8

Note: Minimum 100 passing attempts.

## PASSING TOUCHDOWNS

Rk	Player	Year	Co.	Att.	Yards	TD
1.	Deshaun Watson	2016	388	579	4593	41
2.	Tajh Boyd	2012	287	427	3896	36
	Trevor Lawrence	2019	268	407	3665	36
4.	Deshaun Watson	2015	333	491	4104	35
5.	Tajh Boyd	2013	283	413	3851	34
6.	Tajh Boyd	2011	298	499	3828	33
7.	Trevor Lawrence	2018	259	397	3280	30
8.	Cullen Harper	2007	282	433	2991	27
9.	Trevor Lawrence	2020	231	334	3153	24
10.	Woodrow Dantzler	2001	203	334	2578	21
	Charlie Whitehurst	2003	288	465	3561	21

## TOTAL OFFENSE YARDS

Rk	Player	Year	Rush	Pass	Total
1.	Deshaun Watson	2016	626	4593	5219
2.	Deshaun Watson	2015	1105	4104	5209
3.	Tajh Boyd	2012	514	3896	4410
4.	Tajh Boyd	2013	400	3851	4251
5.	Trevor Lawrence	2019	563	3665	4228
6.	Tajh Boyd	2011	218	3828	4046
7.	Woodrow Dantzler	2001	1061	2578	3639
8.	Charlie Whitehurst	2003	49	3561	3610
9.	Kelly Bryant	2017	665	2802	3467
10.	Trevor Lawrence	2018	177	3280	3457

## TOTAL OFFENSE YARDS PER GAME

Rk	Player	Year	G	Rush	Pass	Total	Y/G
1.	Deshaun Watson	2016	15	626	4593	5219	347.9
2.	Deshaun Watson	2015	15	1105	4104	5209	347.3
3.	Tajh Boyd	2012	13	514	3896	4410	339.2
4.	Trevor Lawrence	2020	10	203	3153	3356	335.6
5.	Tajh Boyd	2013	13	400	3851	4251	327.0
6.	Woodrow Dantzler	2001	12	1061	2578	3639	303.3
7.	Tajh Boyd	2011	14	218	3828	4046	289.0
8.	Trevor Lawrence	2019	15	563	3665	4228	281.9
9.	Charlie Whitehurst	2003	13	49	3561	3610	277.7
10.	Kelly Bryant	2017	14	665	2802	3467	247.6

## ALL-PURPOSE YARDS

Rk	Player	Year	Rush	Rec.	PR	KOR	Total
1.	C.J. Spiller	2009	1212	503	210	755	2680
2.	Sammy Watkins	2011	231	1219	12	826	2288
3.	Travis Etienne	2019	1614	432	----	128	2174
4.	Derrick Hamilton	2002	208	602	377	696	1883
5.	Tony Horne	1997	7	907	332	536	1782
6.	Travis Etienne	2020	914	588	44	189	1772
7.	C.J. Spiller	2008	629	436	189	516	1770
8.	Sammy Watkins	2013	11	1464	0	293	1768
9.	Wayne Gallman	2015	1527	213	----	----	1740
10.	Travis Etienne	2018	1658	78	----	----	1736

## RECEPTIONS

Rk	Player	Year	G	Yards	Avg.	Rec.
1.	Sammy Watkins	2013	13	1464	14.5	101
2.	Mike Williams	2016	15	1361	13.9	98
3.	Artavis Scott	2015	15	901	9.7	93
4.	Aaron Kelly	2007	13	1081	12.3	88
5.	Sammy Watkins	2011	13	1219	14.9	82
	DeAndre Hopkins	2012	13	1405	17.1	82
7.	Rod Gardner	1999	12	1084	13.6	80
8.	Amari Rodgers	2020	12	1020	13.2	77
9.	Artavis Scott	2014	13	965	12.7	76
	Artavis Scott	2016	15	614	8.1	76

## RECEPTIONS PER GAME

Rk	Player	Year	G	Rec.	Rec./G
1.	Sammy Watkins	2013	13	101	7.77
2.	Aaron Kelly	2007	13	88	6.77
3.	Rod Gardner	1999	12	80	6.75
4.	Mike Williams	2016	15	98	6.53
5.	Amari Rodgers	2020	12	77	6.42
6.	Sammy Watkins	2011	13	82	6.31
	DeAndre Hopkins	2012	13	82	6.31
8.	Artavis Scott	2015	15	93	6.20
9.	Artavis Scott	2014	13	76	5.85
10.	Tony Horne	1997	12	70	5.83

# INDIVIDUAL SEASON BESTS

## RECEIVING YARDS PER GAME

Rk Player	Year	G	Rec.	Yards	Y/G
1. Sammy Watkins	2013	13	101	1464	112.6
2. DeAndre Hopkins	2012	13	82	1405	108.1
3. Sammy Watkins	2011	11	82	1219	93.8
4. Mike Williams	2016	15	98	1361	90.7
5. Rod Gardner	1999	12	80	1084	90.3
6. Rod Gardner	2000	12	58	1050	87.5
7. Amari Rodgers	2020	12	77	1020	85.0
8. Perry Tuttle	1980	11	53	915	83.2

## YARDS PER RECEPTION

Rk Player	Year	Rec-Yards	Avg.
1. Gary Cooper	1988	13-417	32.1
2. Whitey Jordan	1957	12-369	30.7
3. Martavis Bryant	2012	10-305	30.5
4. Don Kelley	1971	18-505	28.1
5. Ray Mathews	1948	14-379	27.1
6. Joe Pagliei	1955	10-223	22.3
7. Justyn Ross	2018	46-1000	21.7
8. Craig Brantley	1975	22-475	21.6
9. Joe Blalock	1939	15-322	21.5

Note: Minimum 10 receptions.

## RECEIVING TOUCHDOWNS

Rk Player	Year	G	Rec.	Yards	Avg.	TD
1. DeAndre Hopkins	2012	13	82	1405	17.1	18
2. Tee Higgins	2019	15	59	1167	19.8	13
3. Sammy Watkins	2011	13	82	1219	14.9	12
Sammy Watkins	2013	13	101	1464	14.5	12
Tee Higgins	2018	15	59	936	15.9	12
6. Aaron Kelly	2007	13	88	1081	12.3	11
Mike Williams	2016	15	98	1361	13.9	11
8. Derrick Hamilton	2003	13	62	1026	16.5	10
9. Deon Cain	2016	15	38	724	19.1	9
Justyn Ross	2018	15	46	1000	21.7	9

## TOTAL TOUCHDOWNS

Rk Player	Year	Rush	Rec.	Ret.	TD
1. Travis Etienne	2018	24	2	0	26
2. Travis Etienne	2019	19	4	0	23
3. C.J. Spiller	2009	12	4	5	21
4. Travis Zachery	2000	13	5	0	18
DeAndre Hopkins	2012	0	18	0	18
6. Lester Brown	1978	17	0	0	17
James Davis	2006	17	0	0	17
Wayne Gallman	2016	17	0	0	17
9. Travis Zachery	1999	16	0	0	16
Travis Etienne	2020	14	2	0	16

## PUNT RETURN YARDS

Rk Player	Year	PR	Avg.	Yards
1. Shad Bryant	1938	27	18.0	487
2. Don Kelley	1970	24	16.2	389
3. Derrick Hamilton	2002	35	10.8	377
4. Darnell Stephens	1991	29	12.5	362
5. Donnell Woolford	1987	23	15.0	345
6. Justin Miller	2004	26	13.0	339
7. Tony Horne	1997	32	10.4	332
8. Ray-Ray McCloud	2017	25	12.1	303
9. Willie Jordan	1977	33	9.1	300
10. Amari Rodgers	2018	39	7.7	299

## PUNT RETURN AVERAGE

Rk Player	Year	PR	Yards	Avg.
1. Brian Mance	2000	6	192	32.0
2. C.J. Spiller	2009	8	210	26.3
3. Elmo Lam	1961	8	179	22.4
4. Joe Pagliei	1954	7	134	19.1
5. Harry Pavilack	1960	6	112	18.7
6. Shad Bryant	1938	27	487	18.0
7. Bobby Gage	1948	12	203	16.9
8. Jeff Siepe	1971	9	148	16.4
9. Don Kelley	1970	24	389	16.2
10. Jackie Calvert	1950	14	225	16.1

Note: Minimum five punt returns.

## KICKOFF RETURN YARDS

Rk Player	Year	KOR	Avg.	Yards
1. Sammy Watkins	2011	33	25.0	826
2. C.J. Spiller	2009	23	32.8	755
3. Derrick Hamilton	2002	32	21.8	696
4. Andre Humphrey	1993	29	22.9	663
5. Justin Miller	2004	20	33.1	661
6. Marcus Gilchrist	2010	27	23.7	639
7. Brian Mance	2001	25	23.5	588
8. Terrence Roulhac	1986	18	32.1	578
9. Bob Bosler	1970	28	20.3	568
10. C.J. Spiller	2007	19	28.8	547

## KICKOFF RETURN AVERAGE

Rk Player	Year	KOR	Yards	Avg.
1. Justin Miller	2002	13	456	35.1
2. Derrick Hamilton	2003	11	380	34.5
3. Justin Miller	2004	20	661	33.1
4. C.J. Spiller	2009	23	755	32.8
5. Jacoby Ford	2006	13	426	32.8
6. Terrence Roulhac	1986	18	578	32.1
7. Derrick Hamilton	2001	15	476	31.7
8. Doug Thomas	1990	11	333	30.3
9. Bill Mathis	1959	10	294	29.4
10. Joe Henderson	1987	14	407	29.1

Note: Minimum 10 kickoff returns.

## PUNTING AVERAGE

Rk Player	Year	Punts	Yards	Avg.
1. Chris Gardocki	1990	58	2580	44.5
2. Will Spiers	2020	45	1979	44.0
3. David Sims	1979	79	3468	43.8
4. Dale Hatcher	1984	54	2361	43.7
5. Dale Hatcher	1983	47	2051	43.6
6. Banks McFadden	1939	65	2828	43.5
7. Dale Hatcher	1981	44	1908	43.4
8. Chris Gardocki	1989	48	2062	43.0
9. Jimmy Maners	2007	55	2354	42.8
10. Kevin Laird	1997	67	2865	42.8

## NET PUNTING AVERAGE

Rk Player	Year	Net
1. Dale Hatcher	1984	42.4
2. Will Spiers	2019	41.7
3. Will Spiers	2020	41.5
4. David Sims	1979	40.6
5. Dawson Zimmerman	2010	40.6
6. Dale Hatcher	1983	40.5
7. Dale Hatcher	1981	40.5
8. Bradley Pinion	2014	40.3
9. Chris Gardocki	1989	39.4
10. Chris Gardocki	1990	39.3

Note: Does not factor in touchbacks.

## FIELD GOALS MADE

Rk Player	Year	Pct.	Att.	Made
1. Greg Huegel	2015	84.4	32	27
2. Jad Dean	2005	77.4	31	24
3. Obed Ariri	1980	76.7	30	23
4. Chris Gardocki	1989	75.9	29	22
Chris Gardocki	1990	78.6	28	22
Nelson Welch	1992	78.6	28	22
Mark Buchholz	2007	61.1	36	22
Chandler Catanzaro	2011	81.5	27	22
9. Ammon Lakip	2014	75.0	28	21
10. Richard Jackson	2009	64.5	31	20

## FIELD GOALS ATTEMPTED

Rk Player	Year	Made	Pct.	Att.
1. Mark Buchholz	2007	22	61.1	36
2. Greg Huegel	2015	27	84.4	32
3. Chris Gardocki	1988	19	59.4	32
4. Jad Dean	2005	24	77.4	31
Richard Jackson	2009	20	64.5	31
6. Obed Ariri	1980	23	76.7	30
7. Chris Gardocki	1989	22	75.9	29
8. Chris Gardocki	1990	22	78.6	28
Nelson Welch	1991	19	67.9	28
Nelson Welch	1992	22	78.6	28
Ammon Lakip	2014	21	75.0	28

## EXTRA POINTS MADE

Rk Player	Year	Att.	Pct.	Made
1. B.T. Potter	2019	79	100.0	79
2. Greg Huegel	2018	78	97.4	76
3. Greg Huegel	2016	73	97.3	71
4. B.T. Potter	2020	62	98.4	61
5. Chandler Catanzaro	2013	61	98.4	60
6. Chandler Catanzaro	2012	59	96.6	57
7. Greg Huegel	2015	61	91.8	56
8. Chandler Catanzaro	2011	53	98.1	52
9. Mark Buchholz	2007	48	100.0	48
10. Jad Dean	2006	50	92.0	46

## EXTRA POINTS ATTEMPTED

Rk Player	Year	Made	Pct.	Att.
1. B.T. Potter	2019	79	100.0	79
2. Greg Huegel	2018	76	97.4	78
3. Greg Huegel	2016	71	97.3	73
4. B.T. Potter	2020	61	98.4	62
5. Chandler Catanzaro	2013	60	98.4	61
Greg Huegel	2015	56	91.8	61
7. Chandler Catanzaro	2012	57	96.6	59
8. Chandler Catanzaro	2011	52	98.1	53
9. Jad Dean	2006	46	92.0	50
10. Mark Buchholz	2007	48	100.0	48

## KICK SCORING

Rk Player	Year	FG-FGA	PAT	TP
1. Greg Huegel	2015	27-32	56-61	137
2. Chandler Catanzaro	2011	22-27	52-53	118
B.T. Potter	2019	13-21	79-79	118
4. B.T. Potter	2020	18-23	61-62	115
5. Mark Buchholz	2007	22-36	48-48	114
6. Greg Huegel	2016	14-19	71-73	113
7. Chandler Catanzaro	2012	18-19	57-59	111
8. Greg Huegel	2018	11-16	76-78	109
9. Chris Gardocki	1989	22-29	41-41	107
10. Jad Dean	2005	24-31	34-35	106
Ammon Lakip	2014	21-28	43-44	106

## SCORING

Rk Player	Year	TD	FG	*PAT	TP
1. Travis Etienne	2018	26	---	---	156
2. Travis Etienne	2019	23	---	---	138
3. Greg Huegel	2015	---	27	56	137
4. C.J. Spiller	2009	21	---	2	128
5. Chandler Catanzaro	2011	---	22	52	118
B.T. Potter	2019	---	13	79	118
7. B.T. Potter	2020	---	18	61	115
8. Mark Buchholz	2007	---	22	48	114
9. Greg Huegel	2016	---	14	71	113
10. Chandler Catanzaro	2012	---	18	57	111

\* - total points

## INTERCEPTIONS

Rk Player	Year	Yards	TD	Int.
1. Robert O'Neal	1989	96	0	8
Justin Miller	2002	50	0	8
DeAndre McDaniel	2009	128	1	8
4. Fred Knoebel	1951	39	0	7
5. Dennis Smith	1974	47	1	6
Steve Ryan	1977	67	0	6
Terry Kinard	1981	31	0	6
Terry Kinard	1982	3	0	6
Johnny Rembert	1982	128	1	6
Dexter Davis	1990	32	1	6
Brian Dawkins	1995	55	1	6
Robert Carswell	1999	72	0	6
Alex Ardley	2000	61	0	6
Brian Mance	2002	1	0	6
Michael Hamlin	2008	111	0	6
Rashard Hall	2009	67	0	6

## INTERCEPTION RETURN YARDS

Rk Player	Year	TD	Int.	Yards
1. Don Kelley	1970	1	3	156
2. Rex Varn	1978	1	4	148
3. Crezdon Butler	2008	0	4	142
4. Jimmy Quarles	1951	1	4	140
5. Johnny Rembert	1982	1	6	128
DeAndre McDaniel	2009	1	8	128
7. Arlington Nunn	1990	3	3	115
Leomont Evans	1995	0	4	115
9. Michael Hamlin	2008	0	6	111
10. Rex Varn	1977	1	4	109



# YEARLY LEADERS

## SCORING

Year	Player, Pos.	TD	FG	PAT	Pts
1927	Bob McCarley, FB	5	0	1	31
1928	O.D. Padgett, BB	7	0	0	42
1929	Goat McMillan, TB	9	0	0	54
1930	Maxcey Welch, TB	10	0	4	64
1931	J.M. Lambert, WB	1	0	0	6
	E.R. Patterson, RB	1	0	0	6
	Fred Hook, TB	1	0	0	6
1932	Henry Woodward, RB	5	0	0	30
1933	Gene Willimon, TB	2	0	0	12
	Bill Dillard, RB	2	0	0	12
1934	Randy Hinson, RB	3	0	0	18
1935	Mac Folger, BB	6	0	0	36
1936	Mac Fogler, BB	8	0	0	48
1937	Red Pearson, BB	3	1	8	29
1938	Banks McFadden, TB	5	0	0	30
	Shad Bryant, WB	5	0	0	30
1939	Shad Bryant, WB	4	0	8	32
1940	Aubrey Rion, RB	4	0	4	28
1941	Charlie Timmons, FB	9	0	23	77
1942	Marion Butler, TB	6	0	0	36
1943	James Whitmire, WB	4	0	0	24
1944	Bill Rogers, FB	6	0	1	37
1945	Jim Reynolds, BB	5	0	0	30
	Marion Butler, TB	5	0	0	30
1946	Dutch Leverman, RB	4	0	0	24
	Chip Clark, WR	4	0	0	24
1947	Jim Reynolds, EB	8	0	0	48
1948	Ray Mathews, WB	13	0	0	78
1949	Fred Cone, FB	9	0	1	55
1950	Fred Cone, FB	15	0	2	92
1951	Glenn Smith, WR	7	0	0	42
1952	Billy Hair, TB	3	0	0	18
	Don King, RB	3	0	0	18
	Red Whitten, FB	3	0	0	18
	Buck George, WB	3	0	0	18
1953	Dreher Gaskin, WR	5	0	0	30
1954	Jim Coleman, RB	5	0	1	31
1955	Joe Pagliei, RB	7	0	1	43
1956	Joel Wells, RB	8	0	0	48
1957	Bob Spooner, RB	5	0	0	30

	Bill Mathis, RB	5	0	0	30
1958	Harvey White, QB	5	0	0	30
1959	Bill Mathis, RB	11	0	4	70
1960	Bill McGuirt, RB	9	0	0	54
1961	Ron Scrudato, RB	8	0	0	48
1962	Rodney Rogers, PK	0	7	13	34
1963	Frank Pearce, PK	0	4	21	33
1964	Hal Davis, RB	5	0	0	30
1965	Hugh Mauldin, RB	4	0	0	24
	Thomas Ray, QB	4	0	0	24
1966	Jacky Jackson, TB	8	0	0	48
1967	Buddy Gore, TB	9	0	0	54
1968	Ray Yauger, TB	7	0	2	42
1969	Ray Yauger, TB	11	0	2	68
1970	Smiley Seigler, PK	0	8	16	40
1971	Eddie Seigler, PK	0	11	14	47
1972	Eddie Seigler, PK	0	11	14	47
1973	Smiley Sanders, RB	10	0	0	60
1974	Mark Fellers, QB	9	0	0	54
1975	Steve Fuller, QB	6	0	0	36
1977	Lester Brown, TB	9	0	0	54
1978	Lester Brown, TB	17	0	0	102
1979	Obed Ariri, PK	0	16	14	62
1980	Obed Ariri, PK	0	23	18	87
1981	Cliff Austin, TB	9	0	0	54
1982	Cliff Austin, TB	14	0	0	84
1983	Bob Paulling, PK	0	18	36	90
1984	Donald Igwebuike, PK	0	16	41	89
1985	Kenny Flowers, TB	13	0	0	78
1986	Terrence Flagler, TB	13	0	0	78
1987	David Treadwell, PK	0	18	33	87
1988	Terry Allen, TB	10	0	0	60
1989	Chris Gardocki, PK	0	22	41	107
1990	Chris Gardocki, PK	0	22	30	96
1991	Nelson Welch, PK	0	19	31	88
1992	Nelson Welch, PK	0	22	23	89
1993	Nelson Welch, PK	0	15	17	62
1994	Nelson Welch, PK	0	16	14	62
1995	Emory Smith, FB	15	0	0	90
1996	Raymond Priestler, TB	7	0	2	44
1997	David Richardson, PK	0	13	17	56
1998	David Richardson, PK	0	8	20	44

1999	Travis Zachery, TB	16	0	0	96
2000	Travis Zachery, TB	18	0	0	108
2001	Aaron Hunt, PK	0	10	44	74
2002	Aaron Hunt, PK	0	17	37	88
2003	Aaron Hunt, PK	0	18	38	92
2004	Reggie Merriweather, TB	11	0	0	66
2005	Jad Dean, PK	0	24	34	106
2006	James Davis, RB	17	0	0	102
2007	Mark Buchholz, PK	0	22	48	114
2008	Mark Buchholz, PK	0	15	40	85
2009	C.J. Spiller, RB	21	0	2	128
2010	Chandler Catanzaro, PK	0	14	34	76
2011	Chandler Catanzaro, PK	0	22	52	118
2012	Chandler Catanzaro, PK	0	18	57	111
2013	Chandler Catanzaro, PK	0	13	60	99
2014	Ammon Lakip, PK	0	21	43	106
2015	Greg Huegel, PK	0	27	56	137
2016	Greg Huegel, PK	0	14	71	113
2017	Travis Etienne, RB	13	0	0	78
2018	Travis Etienne, RB	26	0	0	156
2019	Travis Etienne, RB	23	0	0	138
2020	B.T. Potter, PK	0	18	61	115

## RUSHING YARDS

Year	Player, Pos.	Car.	Yards	Avg.
1935	Joe (Net) Berry, TB	99	457	4.5
1936	Mac Fogler, FB	144	522	3.6
1937	Don Willis, WB	99	329	3.3
1938	Don Willis, FB	103	483	4.7
1939	Charlie Timmons, FB	146	556	3.8
1940	Chippy Maness, TB	86	472	5.4
1941	Charlie Timmons, FB	149	635	4.3
1942	Marion Butler, TB	145	616	4.2
1943	James Whitmire, WB	72	376	5.2
1944	Sid Tinsley, TB	126	479	3.8
1945	Dewey Quinn, FB	89	392	4.4
1946	Bobby Gage, TB	58	264	4.5
1947	Bobby Gage, TB	114	502	4.4
1948	Ray Mathews, WB	113	646	5.7
1949	Ray Mathews, TB	118	728	6.0
1950	Fred Cone, FB	184	845	4.6
1951	Billy Hair, TB	160	698	4.4

CHANDLER CATANZARO LED CLEMSON IN SCORING EVERY YEAR FROM 2010-13.



# YEARLY LEADERS

1952	Red Whitten, FB	115	455	4.0
1953	Don King, QB	79	243	3.1
1954	Joel Wells, RB	74	352	4.8
1955	Joel Wells, RB	135	782	5.8
1956	Joel Wells, RB	174	803	4.6
1957	Bob Spooner, RB	88	358	4.1
1958	Doug Cline, FB	103	450	4.3
1959	Doug Cline, FB	119	482	4.1
1960	Bill McGuirt, FB	99	320	3.2
1961	Ron Scrudato, FB	99	341	3.4
1962	Pat Crain, FB	94	348	3.7
1963	Pat Crain, FB	137	513	3.7
1964	Hal Davis, RB	87	533	6.1
1965	Hugh Mauldin, RB	194	664	3.4
1966	Buddy Gore, TB	186	750	4.0
1967	Buddy Gore, TB	230	1045	4.5
1968	Buddy Gore, TB	184	776	4.2
1969	Ray Yaeger, TB	223	968	4.3
1970	Ray Yaeger, TB	183	711	3.9
1971	Rick Gilstrap, TB	144	514	3.6
1972	Wade Hughes, RB	177	761	4.3
1973	Smiley Sanders, RB	113	627	5.5
1974	Ken Callicutt, RB	161	809	5.0
1975	Ken Callicutt, RB	145	572	3.9
1976	Warren Ratchford, TB	119	676	5.7
1977	Warren Ratchford, TB	118	616	5.2
1978	Lester Brown, TB	202	1022	5.1
1979	Marvin Sims, FB	158	743	4.7
1980	Chuck McSwain, TB	114	544	4.8
1981	Cliff Austin, TB	163	824	5.1
1982	Cliff Austin, TB	197	1064	5.4
1983	Kevin Mack, FB	151	862	5.7
1984	Stacey Driver, TB	139	627	4.5
1985	Kenny Flowers, TB	227	1200	5.3
1986	Terrence Flagler, TB	192	1258	6.6
1987	Terry Allen, TB	183	973	5.3
1988	Terry Allen, TB	216	1192	5.5
1989	Joe Henderson, TB	178	848	4.8
1990	Ronald Williams, TB	178	941	5.3
1991	Rodney Blunt, TB	175	747	4.3
1992	Rodney Blunt, TB	149	812	5.4
1993	Derrick Witherspoon, TB	111	519	4.7
1994	Lamont Pegues, TB	92	390	4.2
1995	Raymond Priestler, TB	231	1322	5.6
1996	Raymond Priestler, TB	257	1345	5.2
1997	Raymond Priestler, TB	223	956	4.3
1998	Travis Zachery, TB	158	635	4.0
1999	Travis Zachery, TB	185	820	4.4
2000	Woodrow Dantzler, QB	190	1028	5.4
2001	Woodrow Dantzler, QB	221	1061	4.8
2002	Yusef Kelly, RB	125	520	4.2
2003	Duane Coleman, TB	133	615	4.6
2004	Reggie Merriweather, TB	136	670	4.9
2005	James Davis, RB	165	879	5.3
2006	James Davis, RB	203	1187	5.8
2007	James Davis, RB	214	1064	5.0
2008	James Davis, RB	171	751	4.4
2009	C.J. Spiller, RB	216	1212	5.6
2010	Jamie Harper, RB	197	760	3.9
2011	Andre Ellington, RB	224	1178	5.3
2012	Andre Ellington, RB	212	1081	5.1
2013	Roderick McDowell, RB	189	1025	5.4
2014	Wayne Gallman, RB	161	769	4.8
2015	Wayne Gallman, RB	283	1527	5.4
2016	Wayne Gallman, RB	232	1133	4.9
2017	Travis Etienne, RB	107	766	7.2
2018	Travis Etienne, RB	204	1658	8.1
2019	Travis Etienne, RB	207	1614	7.8
2020	Travis Etienne, RB	168	914	5.4

## PASSING YARDS/EFFICIENCY

Year	Player	Att.	Cm.	Pct.	Yards
1935	Joe (Net) Berry	72	42	58.3	422
1936	Joe (Net) Berry	99	32	32.3	434
1937	Bob Bailey	88	35	39.8	579
1938	Bob Bailey	35	18	51.4	272
1939	Banks McFadden	70	31	44.3	581
1940	Chippy Maness	51	19	37.3	388
1941	Booty Payne	90	36	40.0	582
1942	Butch Butler	90	38	42.2	504
1943	Butch Butler	34	12	35.3	166
1944	Sid Tinsley	51	11	21.6	248
1945	Butch Butler	45	11	24.4	239
1946	Dutch Leverman	62	26	41.9	501

Year	Player	Att.	Cm.	Pct.	Yards	Eff.
1947	Bobby Gage	109	47	41.3	1002	126.7
1948	Bobby Gage	105	42	40.0	799	119.5
1949	Ray Mathews	72	24	33.3	487	100.9

1950	Billy Hair	71	29	40.8	644	128.1
1951	Billy Hair	164	67	40.9	1004	93.6
1952	Don King	69	23	33.3	317	52.5
1953	Don King	98	46	46.9	706	101.8
1954	Don King	72	32	44.4	468	92.4
1955	Don King	79	33	41.8	586	96.4
1956	Charlie Bussey	68	26	38.2	330	78.8
1957	Harvey White	95	46	48.4	841	154.6
1958	Harvey White	87	43	49.4	492	89.2
1959	Harvey White	107	56	52.3	770	123.8
1960	Lowndes Shingler	145	61	44.1	790	79.0
1961	Jim Parker	98	46	46.9	735	108.4
1962	Jim Parker	67	30	44.8	431	77.9
1963	Jim Parker	117	52	44.4	728	88.6
1964	Thomas Ray	59	21	35.6	253	60.3
1965	Thomas Ray	175	74	42.3	1019	85.0
1966	Jimmy Addison	186	103	55.4	1491	125.5
1967	Jimmy Addison	174	82	47.1	924	89.7
1968	Billy Ammons	162	74	45.7	1006	90.8
1969	Tommy Kendrick	227	107	47.1	1457	97.8
1970	Tommy Kendrick	267	133	49.8	1407	96.5
1971	Tommy Kendrick	152	64	42.1	1040	96.8
1972	Ken Pengitore	131	55	42.0	831	85.6
1973	Ken Pengitore	188	82	43.6	1370	110.4
1974	Mark Fellers	92	42	45.7	783	142.1
1975	Willie Jordan	73	40	54.8	728	158.3
1976	Steve Fuller	116	58	50.0	835	114.4
1977	Steve Fuller	205	106	51.7	1655	124.8
1978	Steve Fuller	187	101	54.0	1515	130.1
1979	Billy Lott	174	90	51.7	1184	108.4
1980	Homer Jordan	172	85	49.4	1311	111.4
1981	Homer Jordan	196	107	54.6	1630	130.5
1982	Homer Jordan	100	55	55.5	674	104.2
1983	Mike Eppley	166	99	59.6	1410	146.0
1984	Mike Eppley	213	116	54.5	1494	123.8
1985	Randy Anderson	123	63	51.2	703	96.4
1986	Rodney Williams	200	98	49.0	1245	99.9
1987	Rodney Williams	209	101	48.3	1486	107.9
1988	Rodney Williams	186	78	41.9	1144	98.2
1989	Chris Morocco	134	79	59.0	1131	141.7
1990	DeChane Cameron	194	98	50.5	1185	108.6
1991	DeChane Cameron	226	126	55.7	1601	115.5
1992	Patrick Sapp	144	60	41.7	750	88.1
1993	Patrick Sapp	133	66	49.6	1084	122.0
1994	Nealon Greene	94	51	54.3	524	102.4
1995	Nealon Greene	202	116	57.4	1537	129.8
1996	Nealon Greene	219	111	50.7	1446	110.9
1997	Nealon Greene	290	180	62.1	2212	138.1
1998	Brandon Streeter	282	150	53.2	1948	116.5
1999	Woodrow Dantzler	201	112	55.7	1506	127.5
2000	Woodrow Dantzler	244	137	56.1	1871	129.7
2001	Woodrow Dantzler	334	203	60.8	2578	139.8
2002	Charlie Whitehurst	214	123	57.5	1554	128.3
2003	Charlie Whitehurst	465	288	61.9	3561	135.6
2004	Charlie Whitehurst	349	177	50.7	2067	97.3
2005	Charlie Whitehurst	340	229	67.4	2483	133.5
2006	Will Proctor	304	183	60.2	2353	135.3
2007	Cullen Harper	433	282	65.1	2991	141.0
2008	Cullen Harper	360	221	61.4	2601	126.2
2009	Kyle Parker	369	205	55.6	2526	124.4
2010	Kyle Parker	341	196	57.5	2213	117.2
2011	Tajh Boyd	499	298	59.7	3828	141.2
2012	Tajh Boyd	427	287	67.2	3896	165.6
2013	Tajh Boyd	413	283	68.5	3851	168.7
2014	Deshawn Watson	137	93	67.9	1466	188.6
2015	Deshawn Watson	491	333	67.8	4104	156.3
2016	Deshawn Watson	579	388	67.0	4593	151.1
2017	Kelly Bryant	398	262	65.8	2802	131.7
2018	Trevor Lawrence	397	259	65.2	3280	157.6
2019	Trevor Lawrence	407	268	65.8	3665	166.7
2020	Trevor Lawrence	334	231	69.2	3153	169.2

Note: Leaders based on pass efficiency rating.

## RECEPTIONS

Year	Player, Pos.	Rec.	Yards	Avg.
1938	Gus Goins, RE	8	123	15.4
1939	Joe Blalock, LE	15	322	21.5
1940	Joe Blalock, LE	10	211	21.1
1941	Joe Blalock, LE	13	240	18.5
1942	Marion Craig, BB	4	173	12.4
1943	Eddis Freeman, RE	8	175	21.9
1944	Eddis Freeman, LE	9	162	18.0
1945	Eddis Freeman, RE	7	156	22.3
1946	Eddis Freeman, RE	15	181	12.1
1947	John Poulos, LE	6	169	28.2
1948	Oscar Thompson, RE	19	333	17.5
1949	Glenn Smith, RE	25	446	17.8
1950	Glenn Smith, RE	24	498	20.8
1951	Glenn Smith, LE	39	632	16.2

1952	Otis Kempson, LE	18	217	12.1
1953	Dreher Gaskin, E	21	426	20.3
1954	Scott Jackson, E	11	151	13.7
1955	Joe Pagliei, RB	10	233	23.3
1956	Dalton Rivers, E	5	76	15.2
1957	Whitey Jordan, E	12	369	30.7
1958	George Ustry, RB	18	171	9.5
1959	Bill Mathis, RB	18	319	17.7
1960	Harry Pavlack, RB	17	272	14.2
1961	Elmo Lam, RB	17	237	13.9
1962	Johnny Case, E	13	213	16.4
1963	Lou Fogle, E	17	218	12.8
1964	Hoss Hostettler, E	8	103	12.9
1965	Phil Rogers, FLK	36	466	12.9
1966	Phil Rogers, FLK	42	574	13.7
1967	Phil Rogers, FLK	28	429	15.3
1968	Charlie Waters, WR	22	411	18.6
	Jack Anderson, WR	22	344	15.6
1969	Charlie Waters, FLK	44	738	16.9
1970	John McMakin, TE	40	532	13.3
1971	John McMakin, TE	29	421	14.5
1972	Dennis Goss, FLK	21	385	18.3
1973	Bennie Cunningham, TE	22	341	15.5
1974	Bennie Cunningham, TE	24	391	16.3
1975	Joey Walters, WR	26	394	15.2
1976	Jerry Butler, WR	33	484	14.7
1977	Jerry Butler, WR	47	824	17.5
1978	Jerry Butler, WR	58	908	15.7
1979	Perry Tuttle, WR	36	544	15.1
1980	Perry Tuttle, WR	53	915	17.3
1981	Perry Tuttle, WR	52	883	17.0
1982	Jeff Stockstill, WR	25	247	9.9
1983	Ray Williams, WR	19	342	18.0
1984	Terrance Roulhac, WR	26	512	19.7
1985	Terrance Roulhac, WR	31	533	17.2
1986	Ray Williams, WR	20	280	14.0
	Terrance Roulhac, WR	20	228	11.4
1987	Gary Cooper, WR	34	618	18.2
1988	Keith Jennings, WR	30	397	13.2
1989	Rodney Fletcher, WR	35	556	15.9
1990	Terry Smith, WR	34	480	14.1
1991	Terry Smith, WR	52	829	15.9
1992	Terry Smith, WR	38	596	15.7
1993	Terry Smith, WR	38	776	20.4
1994	Antwan Wyatt, WR	30	282	9.4
1995	Antwan Wyatt, WR	45	683	15.2
1996	Kenya Crooks, WR	30	444	14.8
1997	Tony Horne, WR	70	907	13.0
1998	Brian Wofford, WR	35	535	15.3
1999	Rod Gardner, WR	80	1084	13.6
2000	Rod Gardner, WR	58	1050	18.1
2001	Derrick Hamilton, WR	53	684	12.9



# YEARLY LEADERS

1953	Don King	4	36	9.0
1954	Joe Pagliei	7	134	19.1
1955	Jim Coleman	4	77	19.3
1956	Jim Coleman	10	113	11.3
1957	George Ustry	8	59	7.4
1958	Bobby Morgan	11	154	14.0
1959	George Ustry	17	183	10.8
1960	Harry Pavilack	6	112	18.7
1961	Elmo Lam	8	179	22.4
1962	Mack Matthews	4	96	24.0
1963	Hugh Mauldin	17	193	11.4
1964	Hugh Mauldin	9	100	11.1
1965	Jacky Jackson	8	73	9.1
1966	Frank Liberatore	11	122	11.1
1967	Richie Luzzi	21	143	6.8
1968	Richie Luzzi	16	178	11.1
1969	Don Kelley	19	165	8.7
1970	Don Kelley	24	389	16.2
1971	Jeff Siepe	9	148	16.4
1972	Jeff Siepe	25	125	5.0
1973	Peanut Martin	18	158	8.8
1974	Joey Walters	9	84	9.3
1975	Stan Rome	12	100	8.3
1976	Joey Walters	15	88	5.9
1977	Willie Jordan	33	300	9.1
1978	Willie Jordan	21	269	12.1
1979	Hollis Hall	27	160	5.9
1980	Terry Kinard	12	50	4.2
1981	Billy Davis	34	275	8.1
1982	Billy Davis	24	160	6.7
1983	Billy Davis	17	83	4.9
1984	Reggie Pleasant	28	173	6.2
1985	Kevin Brady	17	45	2.6
1986	Donnell Woolford	25	203	8.1
1987	Donnell Woolford	23	345	15.0
1988	Donnell Woolford	29	192	6.6
1989	James Lott	27	226	8.4
1990	Dexter Davis	32	229	7.2
1991	Darnell Stephens	29	362	12.5
1992	Robert O'Neal	17	145	8.5
1993	Andre Humphrey	13	179	13.8
1994	Dexter McCleon	13	71	5.5
1995	Antwan Wyatt	21	249	11.9
1996	Dexter McCleon	14	105	7.5
1997	Tony Horne	32	332	10.4
1998	Travis Zachery	26	216	8.3
1999	Mal Lawyer	14	118	8.4
2000	Joe Don Reames	23	281	12.2
2001	Brian Mance	16	211	13.2
2002	Derrick Hamilton	35	377	10.8
2003	Derrick Hamilton	29	218	7.5
2004	Justin Miller	26	339	13.0
2005	Chansi Stuckey	27	199	7.4
2006	Jacoby Ford	15	166	11.1
2007	C.J. Spiller	16	137	8.6
2008	C.J. Spiller	18	189	10.5
2009	C.J. Spiller	8	210	26.3
2010	Marcus Gilchrist	23	233	10.1
2011	DeAndre Hopkins	10	49	4.9
2012	Adam Humphries	18	86	4.8
2013	Adam Humphries	20	212	10.6
2014	Adam Humphries	31	178	5.7
2015	Artavis Scott	13	55	4.2
2016	Ray-Ray McCloud	21	176	8.4
2017	Ray-Ray McCloud	25	303	12.1
2018	Amari Rodgers	39	299	7.7
2019	Amari Rodgers	18	151	8.4
2020	Amari Rodgers	9	64	7.1

## KICKOFF RETURN YARDS

Year	Player	KOR	Yards	Avg.
1938	Shad Bryant	5	132	26.4
1939	Shad Bryant	3	54	18.0
1940	Booty Payne	2	43	21.5
1941	Charlie Timmons	6	155	25.8
1942	Marion Craig	5	90	18.0
1943	Bill Rogers	7	138	19.7
1944	Sid Tinsley	9	247	27.4
1945	Butch Butler	8	156	19.5
1946	Bill Rogers	4	84	21.0
1947	Bobby Gage	10	244	24.4
1948	Ray Mathews	6	134	22.3
1949	Fred Cone	7	148	21.1
1950	Jackie Calvert	13	206	15.8
1951	Billy Hair	7	183	26.1
1952	Buck George	7	140	20.0
1953	Joe Pagliei	5	99	19.8
1954	Joe Pagliei	7	138	19.7
1955	Joel Wells	8	181	22.6

1956	Joel Wells	6	140	23.3
1957	George Ustry	4	105	26.3
1958	Charlie Horne	6	144	24.0
1959	Bill Mathis	10	294	29.4
1960	Mack Matthews	7	104	14.9
1961	Wendal Black	10	213	21.3
1962	Mack Mathews	10	215	21.5
1963	Mack Mathews	6	139	23.2
1964	Hugh Mauldin	7	181	25.6
1965	Tom Duley	14	311	22.2
1966	Jacky Jackson	16	368	23.0
1967	Jacky Jackson	11	210	19.1
1968	Jack Anderson	10	257	25.7
1969	John Shields	25	539	21.6
1970	Bob Bosler	28	568	20.3
1971	Dennis Goss	15	355	23.7
1972	David Thomas	22	522	22.7
1973	Jay Washington	22	474	21.5
1974	Warren Ratchford	20	480	24.0
1975	Willie Scott	26	541	20.8
1976	Warren Ratchford	12	226	18.9
1977	Willie Jordan	14	298	21.3
1978	Willie Jordan	11	232	21.1
1979	Andy Headen	10	214	21.4
1980	Andy Headen	12	195	16.3
1981	Perry Tuttle	12	266	22.2
1982	Steve Griffin	9	172	19.1
1983	Ray Williams	21	494	23.5
1984	Ray Williams	19	354	18.6
1985	Ray Williams	26	502	19.3
1986	Terrance Roulhac	18	578	32.1
1987	Joe Henderson	14	407	^29.1
1988	Wesley McFadden	16	324	20.3
1989	Doug Thomas	12	249	20.8
1990	Doug Thomas	11	333	30.3
1991	Larry Ryans	14	319	22.8
1992	Greg Hood	12	274	22.8
1993	Andre Humphrey	29	663	22.9
1994	Andre Humphrey	22	500	22.7
1995	Antwan Wyatt	18	452	25.1
1996	Tony Horne	8	212	26.5
1997	Tony Horne	19	536	28.2
1998	Antwan Edwards	13	350	26.9
1999	Joe Don Reames	15	332	22.1
2000	Joe Don Reames	9	180	21.1
2001	Brian Mance	25	588	23.5
2002	Derrick Hamilton	32	696	21.8
2003	Justin Miller	17	417	24.5
2004	Justin Miller	20	661	^33.1
2005	Aaron Kelly	10	266	26.6
2006	Jacoby Ford	13	426	32.8
2007	C.J. Spiller	19	547	28.8
2008	C.J. Spiller	19	516	27.2
2009	C.J. Spiller	23	775	32.8
2010	Marcus Gilchrist	27	639	23.7
2011	Sammy Watkins	33	826	25.0
2012	Sammy Watkins	13	257	19.8
2013	Sammy Watkins	14	293	20.9
2014	T.J. Green	21	445	21.2
2015	Artavis Scott	15	371	24.7
2016	Artavis Scott	23	535	23.3
2017	Travis Etienne	19	389	20.5
2018	Derion Kendrick	13	299	23.0
2019	Joseph Ngata	14	325	23.2
2020	Lyn-J Dixon	9	210	23.3

^ - led the nation

## ALL-PURPOSE YARDS

Year	Player, Pos.	Rush	Rec	PR	KOR	Total
1961	Elmo Lam, TB	270	237	179	26	712
1962	Mack Matthews, TB	266	30	96	215	607
1963	Hugh Mauldin, TB	218	110	63	193	584
1964	Hal Davis, TB	533	56	39	110	738
1965	Hugh Mauldin, RB	686	91	---	61	838
1966	Buddy Gore, TB	750	10	---	302	1062
1967	Buddy Gore, TB	1045	45	---	118	1208
1968	Buddy Gore, TB	776	10	---	217	1003
1969	Ray Auger, TB	968	130	---	65	1163
1970	Ray Auger, TB	711	112	---	---	823
1971	Rick Gilstrap, TB	514	-4	---	201	711
1972	Wade Hughes, FB	761	23	---	32	816
1973	Jay Washington, RB	428	28	---	474	930
1974	Ken Callicutt, RB	809	76	---	---	885
1975	Ken Callicutt, RB	572	47	---	---	619
1976	Warren Ratchford, TB	676	23	---	226	925
1977	Jerry Butler, WR	6	824	---	---	830
1978	Lester Brown, TB	1022	55	---	---	1077
1979	Marvin Sims, FB	743	48	---	---	791
1980	Perry Tuttle, WR	23	915	---	---	938

1981	Perry Tuttle, WR	21	883	---	266	1170
1982	Cliff Austin, TB	1064	15	---	---	1079
1983	Kevin Mack, FB	866	116	---	---	982
1984	Stacey Driver, TB	627	53	---	---	680
1985	Kenny Flowers, TB	1200	26	---	40	1266
1986	Terence Flagler, TB	1258	188	---	---	1446
1987	Terry Allen, TB	973	80	---	73	1126
1988	Terry Allen, TB	1192	125	---	7	1324
1989	Joe Henderson, TB	848	97	---	188	1133
1990	Ronald Williams, TB	941	1	---	---	942
1991	Rodney Blunt, TB	747	178	---	---	925
1992	Rodney Blunt, TB	824	17	---	---	841
1993	Andre Humphrey, CB	---	---	179	663	842
1994	Antwan Wyatt, WR	256	282	---	---	538
1995	Antwan Wyatt, WR	34	683	249	452	1418
1996	Raymond Priestner, TB	1345	115	---	---	1460
1997	Tony Horne, WR	7	907	332	536	1782
1998	Travis Zachery, TB	635	144	216	---	995
1999	Rod Gardner, WR	1	1084	---	---	1085
2000	Travis Zachery, TB	1027	313	30	---	1370
2001	Derrick Hamilton, WR	38	684	23	476	1221
2002	Derrick Hamilton, WR	208	602	377	696	1883
2003	Derrick Hamilton, WR	111	1026	218	360	1735
2004	Airese Currie, WR	8	868	---	212	1088
2005	Chansi Stuckey, WR	78	770	199	22	1069
2006	C.J. Spiller, RB	938	210	33	234	1415
2007	C.J. Spiller, RB	748	271	137	547	1723
2008	C.J. Spiller, RB	629	436	189	516	1770
2009	C.J. Spiller, RB	1212	503	210	755	2661
2010	Jamie Harper, RB	760	328	---	43	1131
2011	Sammy Watkins, WR	231	1219	12	826	2288
2012	Andre Ellington, RB	1081	232	---	178	1491
2013	Sammy Watkins, WR	11	1464	0	293	1768
2014	Mike Williams, WR	---	1030	---	---	1030
2015	Wayne Gallman, RB	1527	213	---	---	1740
2016	Mike Williams, WR	---	1361	---	---	1361
2017	Travis Etienne, RB	766	57	---	389	1212
2018	Travis Etienne, RB	1658	78	0	0	1736
2019	Travis Etienne, RB	1614	432	---	128	2174
2020	Travis Etienne, RB	914	588	44	189	*1772

\* - includes 37 yards on a missed field-goal return

## INTERCEPTIONS

Year	Player, Pos.	Int.	Yards
1938	Shad Bryant, DB	3	29
1939	Banks McFadden, DB	2	27
1940	Charlie Timmons, DB	4	5
1941	Charlie Wright, DB	4	44
1942	Butch Butler, DB	4	37
1943	Butch Butler, DB	3	3
1944	Billy G. Rogers, DB	3	22
1945	Eddis Freeman, DB	3	24
1946	Gerald Leverman, DB	2	10
1947	Ray Mathews, DB	2	66
1948	Ray Mathews, DB	5	49
1949	Jim Reynolds, DB	3	13
1950	Fred Knoebel, CB	6	64
1951	Fred Knoebel, CB	7	39
1952	Pete Cook, SS	4	47
1953	Ken Moore, DB	2	85
1954	Don King, DB	2	14
1955	Charlie Bussey, DB	2	52
1956	Joel Wells, DB	2	6
1957	Doug Cline, DB	2	34
1958	Bobby Morgan, DB	2	9
1959	George Ustry, DB	3	106
1960	Joe Anderson, DB	3	29
1961	Harry Pavilack, DB	2	3
1962	Rodney Rogers, DB	3	16
1963	Jimmy Bell, DB	3	48
1964	Jimmy Bell, DB	5	0
1965	Wayne Page, DB	4	17
1966	Phil Marion, DB	4	31
1967	Richie Luzzi, DB	3	54
1968	John Fulmer, DB	3	24
1969	Dale Henry, DB	3	29
1970	Don Kelley, DB	3	156
1971	Bobby Johnson, DB	4	57
1972	Bobby Johnson, DB	3	16
1973	Lynn Carson, DB	5	65
1974	Dennis Smith, DB	6	47
1975	Peanut Martin, CB	2	9
1976	Randy Scott, LB	2	6
1977	Steve Ryan, CB	6	67
1978	Rex Varn, SS	4	148
1979	Terry Kinard, FS	3	93
1980	Eddie Geathers, CB	3	20
1981	Terry Kinard, FS	6	51
1982	Johnny Rembert, LB	6	128

# YEARLY LEADERS



**DEXTER MCCLEON (#9) LED CLEMSON IN INTERCEPTIONS IN 1993 AND 1994, THEN BRIAN DAWKINS (#20) LED THE TIGERS IN THAT CATEGORY IN 1995.**

1983	Ty Davis, CB	4	21
1984	Terence Mack, OLB	3	28
1985	Kenny Danforth, SS	2	24
1986	Delton Hall, CB	4	121
1987	Donnell Woolford, CB	5	0
1988	Gene Beasley, SS	3	27
1989	Robert O'Neal, FS	8	96
1990	Dexter Davis, CB	6	32
1991	Tyron Mouzon, SS	3	18
1992	Darnell Stephens, SS	3	55
1993	Dexter McCleon, CB/QB	3	14
1994	Dexter McCleon, CB	4	27
1995	Brian Dawkins, SS	6	55
1996	Peter Ford, CB	2	66
1997	Antwan Edwards, CB	4	81
1998	Antwan Edwards, CB	2	56
1999	Robert Carswell, FS	6	72
2000	Alex Ardley, CB	6	61
2001	Charles Hafley, SS	4	2
2002	Justin Miller, CB	8	50
2003	Jamaal Fudge, ROV	4	66
2004	Jamaal Fudge, ROV	3	55
2005	C.J. Gaddis, CB	3	36
2006	Cezdon Butler, CB	3	35
2007	Chris Chancellor, CB	4	12
2008	Michael Hamlin, S	6	111
2009	DeAndre McDaniel, S	8	128
2010	DeAndre McDaniel, S	4	33
2011	Jonathan Meeks, S	3	58
2012	Rashard Hall, S	4	17
2013	Jayron Kearse, S	4	62
2014	Jadar Johnson, S	2	84
2015	Cordrea Tankersley, CB	5	50
2016	Jadar Johnson, S	5	44
2017	Ryan Carter, CB	3	12
2018	A.J. Terrell, CB	3	95
2019	Tanner Muse, S	4	13
2020	Nolan Turner, S	3	52

Note: Ties broken by return yards.

## PUNTING AVERAGE

Year	Player	Punts	Yards	Avg.
1938	Bob Bailey	44	1631	37.1

1939	Banks McFadden	65	2828	43.5
1940	Chippy Maness	51	1989	39.0
1941	Booty Payne	47	1931	41.1
1942	Butch Butler	73	2679	36.7
1943	Butch Butler	32	1316	41.1
1944	Sid Tinsley	52	2070	39.8
1945	Butch Butler	50	1864	37.3
1946	Gerald Leverman	30	1067	35.5
1947	Bobby Gage	52	2054	39.5
1948	Bobby Gage	37	1317	35.6
1949	Jackie Calvert	26	1087	41.8
1950	Billy Hair	17	612	36.0
1951	Billy Hair	45	1476	32.8
1952	Jack Shown	55	2074	37.7
1953	Don King	18	668	37.1
1954	Joe Pagliei	26	955	36.7
1955	Joe Pagliei	20	782	39.1
1956	Charlie Bussey	39	1410	36.1
1957	Charlie Horne	22	695	31.6
1958	Bill Mathis	22	787	35.8
1959	Lowndes Shingler	24	858	35.8
1960	Eddie Wertz	38	1376	36.2
1961	Eddie Wertz	56	2249	40.2
1962	Eddie Wertz	41	1667	40.7
1963	Hugh Mauldin	37	1157	31.3
1964	Don Barfield	60	2191	36.5
1965	Don Barfield	62	2503	40.4
1966	Don Barfield	55	2132	38.7
1967	Sammy Cain	64	2423	37.9
1968	Sammy Cain	60	2235	37.3
1969	Sammy Cain	48	1785	37.3
1970	Jack Anderson	35	1434	41.0
1971	Tony Anderson	73	2714	37.2
1972	Tony Anderson	71	2724	38.4
1973	Mitch Tyner	61	2552	41.8
1974	Mitch Tyner	66	2649	40.1
1975	Richard Holliday	31	1083	35.0
1976	Mike O' Cain	55	2110	38.4
1977	David Sims	64	2462	38.7
1978	David Sims	50	2010	40.2
1979	David Sims	79	3468	43.9
1980	Richard Hendley	52	2001	38.5
1981	Dale Hatcher	44	1908	43.4

1982	Dale Hatcher	46	1871	40.7
1983	Dale Hatcher	47	2051	43.6
1984	Dale Hatcher	54	2361	43.7
1985	Andy Newell	57	2276	39.9
1986	Bill Spiers	59	2310	39.2
1987	Rusty Seyle	53	2011	37.9
1988	Chris Gardocki	45	1924	42.8
1989	Chris Gardocki	48	2062	43.0
1990	Chris Gardocki	58	2580	44.5
1991	Chuck Lynch	58	2146	37.0
1992	Nelson Welch	63	2525	40.1
1993	Nelson Welch	41	1579	38.5
1994	Nelson Welch	76	2980	39.2
1995	Chris McNally	50	2136	42.7
1996	Kevin Laird	69	2568	37.2
1997	Kevin Laird	67	2865	42.8
1998	Kevin Laird	75	3114	41.5
1999	Ryan Romano	65	2594	39.9
2000	Jamie Somaini	65	2552	39.3
2001	Wynn Kopp	48	1848	38.5
2002	Wynn Kopp	63	2340	37.1
2003	Cole Chason	58	2238	38.6
2004	Cole Chason	66	2656	40.2
2005	Cole Chason	50	1822	36.4
2006	Cole Chason	50	2064	41.3
2007	Jimmy Maners	55	2354	42.8
2008	Jimmy Maners	49	1985	40.5
2009	Dawson Zimmerman	55	2153	39.1
2010	Dawson Zimmerman	60	2563	42.7
2011	Dawson Zimmerman	65	2717	41.8
2012	Spencer Benton	48	1880	39.2
2013	Bradley Pinion	56	2205	39.4
2014	Bradley Pinion	75	3194	42.6
2015	Andy Teasdall	67	2647	39.5
2016	Andy Teasdall	61	2321	38.0
2017	Will Spiers	67	2723	40.6
2018	Will Spiers	64	2541	39.7
2019	Will Spiers	53	2240	42.3
2020	Will Spiers	45	1979	44.0

Note: Leaders based on 3.6 punts per game or most punts that season if no one attempted 3.6 per game.



# SNAP RECORDS

## CAREER

### ALL PLAYERS

Rk	Player	Pos.	Years	Snaps
1.	Mitch Hyatt	OT	2015-18	3754
2.	* Dalton Freeman	C	2009-12	3361
3.	* Landon Walker	OT	2008-11	3131
4.	* Kyle Young	C	1998-01	3097
5.	* Glenn Rountree	OG	1994-97	3048
6.	Tajh Boyd	QB	2010-13	2963
7.	* Charlie Whitehurst	QB	2002-05	2875
8.	Eric Harmon	OG	1987-90	2870
9.	Barry Richardson	OT	2004-07	2778
10.	Jim Bundren	OT	1994-97	2772
11.	* Brandon Thomas	OL	2010-13	2765
12.	Robert Carswell	FS	1997-00	2760
13.	DeAndre McDaniel	S	2007-10	2750
14.	* Rashard Hall	S	2009-12	2697
15.	* Michael Hamlin	S	2005-08	2683
16.	Jeb Flesch	OG	1988-91	2657
17.	* T.J. Watkins	OG/TE	1998-01	2655
18.	Nealon Greene	QB	1994-97	2607
19.	Deshaun Watson	QB	2014-16	2562
20.	Jay Guillermo	C	2013-16	2552
21.	Robert O'Neal	FS	1989-92	2547
22.	Tremayne Anchrum	OT	2016-19	2516
23.	* Thomas Austin	OL	2006-09	2501
24.	Stacy Seegars	OG	1990-93	2457
25.	* Christian Wilkins	DL	2015-18	2441
26.	Antoine McClain	OG	2008-11	2438
27.	* Tyrone Crowder	OG	2014-17	2432
28.	Jamaal Fudge	S	2002-05	2411
29.	* Kendall Joseph	LB	2015-18	2410
30.	* Chris Clemons	S	2005-08	2408
	Aaron Kelly	WR	2005-08	2408
	* Hunter Renfrow	WR	2015-18	2408
33.	* Chris Chancellor	CB	2006-09	2383
34.	Jordan Leggett	TE	2013-16	2372
35.	Cedric Johnson	OG	2001-04	2355
36.	Chad Carson	LB	1998-01	2353
37.	Dexter McCleon	CB/QB	1993-96	2349
38.	Jeff Bak	C	1985-88	2346
39.	Holland Postell	OT	1995-98	2337
40.	Rodney Williams	QB	1985-88	2335
41.	Raymond Priestler	TB	1994-97	2329
42.	Sean Pollard	OL	2016-19	2328
43.	Nathan Bennett	OG	2003-06	2308
44.	Will Young	OG	1992-95	2293
45.	Travis Zachery	TB	1998-01	2289
46.	Alex Ardley	CB	1998-01	2283
47.	Stephone Anthony	LB	2011-14	2264
48.	* Chris Hairston	OT	2007-10	2260
49.	* Xavier Brewer	DB	2009-12	2250
50.	Brian Dawkins	S	1992-95	2247

## SEASON

### BY CLASS

Class	Player	Pos.	Year	Snaps
Freshman	Mitch Hyatt	OT	2015	1049
Sophomore	Deshaun Watson	QB	2015	1121
Junior	Deshaun Watson	QB	2016	1115
Senior	* Eric Mac Lain	OG	2015	1096

### OFFENSIVE TACKLE

Rk	Player	Cl.	Year	Snaps
1.	Mitch Hyatt	Fr.	2015	1049
2.	Landon Walker	Gr.	2011	1033
3.	Mitch Hyatt	So.	2016	994
4.	Brandon Thomas	Jr.	2012	987
5.	Joe Gore	Gr.	2015	976
6.	John McDermott	Jr.	1999	923
7.	Kalon Davis	Sr.	2014	903
8.	Barry Richardson	Sr.	2007	890
9.	Akil Smith	So.	1999	887
10.	Mitch Hyatt	Sr.	2018	869

### OFFENSIVE GUARD

Rk	Player	Cl.	Year	Snaps
1.	Eric Mac Lain	Gr.	2015	1096
2.	Taylor Hearn	So.	2016	1022
3.	Tyler Shatley	Jr.	2012	939
4.	Antoine McClain	Sr.	2011	921
5.	Gregory Walker	Jr.	2002	887
6.	Tyrone Crowder	Jr.	2016	869
7.	John Phillips	Jr.	1986	864
8.	John Simpson	Jr.	2018	858
9.	T.J. Watkins	Sr.	2001	855
10.	Cedric Johnson	Jr.	2003	850

### CENTER

Rk	Player	Cl.	Year	Snaps
1.	Jay Guillermo	Jr.	2015	1092
2.	Jay Guillermo	Sr.	2016	1071
3.	Dalton Freeman	Jr.	2011	1044
4.	Dalton Freeman	Gr.	2012	959
5.	Justin Falcinelli	Jr.	2017	932
6.	Kyle Young	So.	1999	919
7.	Kyle Young	Gr.	2001	854
8.	Kyle Young	Jr.	2000	845
9.	Ryan Norton	So.	2013	841
10.	Tommy Sharpe	Jr.	2003	828

### QUARTERBACK

Rk	Player	Cl.	Year	Snaps
1.	Deshaun Watson	So.	2015	1121
2.	Deshaun Watson	Jr.	2016	1115
3.	Tajh Boyd	So.	2011	997
4.	Tajh Boyd	Jr.	2012	959
5.	Charlie Whitehurst	So.	2003	943
6.	Cullen Harper	Jr.	2007	942
7.	Kelly Bryant	Jr.	2017	886
8.	Tajh Boyd	Sr.	2013	868
9.	Trevor Lawrence	So.	2019	842
10.	Kyle Parker	Fr.	2009	834

### TAILBACK

Rk	Player	Cl.	Year	Snaps
1.	Wayne Gallman	So.	2015	798
2.	Wayne Gallman	Jr.	2016	786
3.	Andre Ellington	Jr.	2011	754
4.	Raymond Priestler	Jr.	1996	729
5.	Travis Zachery	So.	1999	625
6.	Travis Zachery	Sr.	2001	612
7.	Andre Ellington	Sr.	2012	606
8.	Roderick McDowell	Gr.	2013	603
9.	Raymond Priestler	Sr.	1997	596
10.	Travis Zachery	Sr.	2000	595

### FULLBACK

Rk	Player	Cl.	Year	Snaps
1.	Emory Smith	Jr.	1995	598
2.	Wesley McFadden	Sr.	1989	532
3.	Chris Lancaster	So.	1986	526
4.	Rudy Harris	Jr.	1991	513
5.	Emory Smith	Fr.	1993	495
6.	Tracy Johnson	Jr.	1987	476
7.	Emory Smith	Sr.	1996	443
8.	Wesley McFadden	Jr.	1988	389
9.	Rudy Harris	Sr.	1992	338
10.	Howard Hall	So.	1990	335

### TIGHT END

Rk	Player	Cl.	Year	Snaps
1.	Jordan Leggett	Sr.	2016	954
2.	Jordan Leggett	Jr.	2015	892
3.	Dwayne Allen	Jr.	2011	890
4.	Dwayne Allen	So.	2010	765
5.	Brandon Ford	Gr.	2012	695
6.	Michael Palmer	Sr.	2009	669
7.	Stacy Fields	Sr.	1990	617
8.	Tyrone Gibson	So.	1991	607
9.	Milan Richard	Jr.	2017	600
10.	Stacy Fields	Jr.	1989	572

### WIDE RECEIVER

Rk	Player	Cl.	Year	Snaps
1.	Rod Gardner	Jr.	1999	798
2.	Jackie Robinson	Gr.	2002	760
3.	Aaron Kelly	Jr.	2007	756
4.	DeAndre Hopkins	So.	2011	751
5.	Mike Williams	So.	2014	749
6.	Aaron Kelly	Sr.	2008	744
7.	DeAndre Hopkins	Jr.	2012	738
8.	Rod Gardner	Sr.	2000	732
9.	Brian Wofford	Sr.	1999	724
10.	Artavis Scott	So.	2015	722

### DEFENSIVE END

Rk	Player	Cl.	Year	Snaps
1.	Kevin Dodd	Jr.	2015	784
2.	Malliciah Goodman	Jr.	2011	767
3.	Clelin Ferrell	Fr.	2016	759
4.	Andre Branch	Sr.	2011	755
5.	Shaq Lawson	Jr.	2015	722
6.	Clelin Ferrell	So.	2017	717
7.	Christian Wilkins	So.	2016	706
8.	Clelin Ferrell	Jr.	2018	691
9.	Da'Quan Bowers	Jr.	2010	683
10.	Bryant McNeal	Jr.	2001	679

### DEFENSIVE TACKLE

Rk	Player	Cl.	Year	Snaps
1.	Carlos Watkins	Sr.	2016	758
2.	Rennie Moore	Sr.	2011	723
3.	Brandon Thompson	Sr.	2011	722
4.	Jovon Bush	Sr.	2001	679
5.	Christian Wilkins	Jr.	2017	668
6.	Dexter Lawrence	Fr.	2016	643
7.	DeJuan Polk	Gr.	2003	627
8.	Donnell Washington	Jr.	2003	625
9.	Christian Wilkins	Gr.	2018	621
10.	Lorenzo Bromell	Sr.	1997	618

### LINEBACKER

Rk	Player	Cl.	Year	Snaps
1.	Kendall Joseph	So.	2016	930
2.	B.J. Goodson	Sr.	2015	911
3.	Ben Boulware	Sr.	2016	882
4.	Keith Adams	So.	1999	864
5.	Ben Boulware	Jr.	2015	850
6.	Chad Carson	So.	1999	818
	Isaiah Simmons	Jr.	2019	818
8.	Stephone Anthony	Jr.	2013	802
9.	Chad Carson	Sr.	2001	789
10.	Isaiah Simmons	So.	2018	780

### CORNERBACK

Rk	Player	Cl.	Year	Snaps
1.	Coty Sensabaugh	Gr.	2011	993
2.	Cordrea Tankersley	Jr.	2015	887
3.	Cordrea Tankersley	Sr.	2016	858
4.	Alex Ardley	So.	1999	850
5.	Brian Mance	Sr.	2002	823
6.	Justin Miller	So.	2003	815
7.	A.J. Terrell	So.	2018	805
8.	Marcus Gilchrist	Sr.	2010	790
9.	A.J. Terrell	Jr.	2019	785
10.	Tye Hill	Jr.	2004	784

### SAFETY

Rk	Player	Cl.	Year	Snaps
1.	Van Smith	So.	2016	929
2.	Jadar Johnson	Sr.	2016	913
3.	Marcus Gilchrist	Jr.	2009	902
4.	DeAndre McDaniel	Jr.	2009	893
5.	Charles Hefley	Gr.	2001	881
6.	Robert Carswell	Jr.	1999	870
7.	Jayron Kearse	Jr.	2015	856
8.	Jamaal Fudge	So.	2002	850
9.	Jonathan Meeks	Sr.	2012	835
10.	Michael Hamlin	Gr.	2008	828

\* - played final season as a graduate; Note: All records from 1986-20; only snaps on offensive and defensive plays (does not include snaps on special teams plays).

# INDIVIDUAL DEFENSIVE SEASON & CAREER BESTS

## SEASON

### TACKLES

Rk Player, Pos.	Year	Tac.
1. Keith Adams, LB	1999	186
2. Anthony Simmons, LB	1996	178
3. Jeff Davis, LB	1981	175
4. Bubba Brown, LB	1978	170
5. John Leake, LB	2002	169
6. Rodney Thomas, LB	2002	167
7. Jeff Davis, LB	1980	160
B.J. Goodson, LB	2015	160
9. Anthony Simmons, LB	1997	158
10. Chad Carson, LB	2000	156

### TACKLES FOR LOSS

Rk Player, Pos.	Year	TFL
1. Keith Adams, LB	1999	35.0
2. William Perry, MG	1984	27.0
Rob Bodine, MG	1991	27.0
Leroy Hill, LB	2003	27.0
5. Da'Quan Bowers, DE	2010	26.0
6. Shaq Lawson, DE	2015	25.5
7. Anthony Simmons, LB	1997	25.0
8. Michael Dean Perry, DT	1987	24.0
9. Kevin Dodd, DE	2015	23.5
10. Vic Beasley, DE	2013	23.0

### SACKS

Rk Player, Pos.	Year	Sacks
1. Keith Adams, LB	1999	16.0
2. Da'Quan Bowers, DE	2010	15.5
3. Vic Beasley, DE	2013	13.0
4. Gaines Adams, DE	2006	12.5
Shaq Lawson, DE	2015	12.5
6. Vic Beasley, DE	2014	12.0
Kevin Dodd, DE	2015	12.0
8. Clelin Ferrell, DE	2018	11.5
9. Adrian Dingle, DE	1998	10.5
Andre Branch, DE	2011	10.5
Carlos Watkins, DT	2016	10.5

### PASS BREAKUPS

Rk Player, Pos.	Year	PBU
1. Tye Hill, CB	2004	21
2. Dextra Polite, CB	1999	17
3. Ty Davis, CB	1984	15
Delton Hall, CB	1985	15
Donnell Woolford, CB	1987	15
Donnell Woolford, CB	1988	15
Antwan Edwards, DB	1997	15
Garry Peters, CB	2014	15
9. Reggie Pleasant, CB	1984	14
Delton Hall, CB	1986	14
Jerome Henderson, CB	1989	14
Antwan Edwards, CB	1998	14

## PASSES DEFENDED

Rk Player, Pos.	Year	Int.	PBU	PD
1. Dextra Polite, CB	1999	4	17	21
Tye Hill, CB	2004	0	21	21
3. Donnell Woolford, CB	1987	5	15	20
4. Antwan Edwards, CB	1997	4	15	19
5. Terry Kinard, FS	1982	6	12	18
Delton Hall, CB	1986	4	14	18
7. Ty Davis, CB	1984	2	15	17
James Lott, CB	1987	4	13	17
Robert O'Neal, FS	1989	8	9	17
Brian Mance, CB	2002	6	11	17
Justin Miller, CB	2002	8	9	17
Bashaud Breeland, DB	2013	4	13	17

### TAKEAWAYS

Rk Player, Pos.	Year	Int.	RF	Tot.
1. Robert O'Neal, FS	1989	8	1	9
2. Brian Dawkins, FS	1995	6	2	8
Justin Miller, CB	2002	8	0	8
DeAndre McDaniel, S	2009	8	0	8
5. Fred Knoebel, DB	1952	7	NA	7
Bobby Johnson, DB	1971	4	3	7
Terry Kinard, FS	1982	6	1	7
Dexter Davis, CB	1990	6	1	7
Robert Carswell, FS	1999	6	1	7
Rashard Hall, S	2009	6	1	7

## CAREER

### TACKLES

Rk Player, Pos.	Years	Tac.
1. Bubba Brown, LB	1976-79	515
2. Anthony Simmons, LB	1995-97	486
3. Jeff Davis, LB	1978-81	469
4. Chad Carson, LB	1998-01	448
5. John Leake, LB	2000-03	443
6. Ed McDaniel, LB	1988-91	389
7. Nick Watkins, LB	2004-07	386
8. Randy Scott, LB	1975-78	382
9. Keith Adams, LB	1998-00	379
10. Robert Carswell, FS	1997-00	374

### TACKLES FOR LOSS

Rk Player, Pos.	Years	TFL
1. Michael Dean Perry, DT	1984-87	61.0
2. William Perry, MG	1981-84	60.0
3. Keith Adams, LB	1998-00	54.0
4. Vic Beasley, DE	2011-14	52.5
5. Anthony Simmons, LB	1995-97	52.0
6. Clelin Ferrell, DE	2016-18	50.0
7. Rob Bodine, MG	1989-91	48.0
Leroy Hill, LB	2001-04	48.0
9. Shaq Lawson, DE	2013-15	46.5
10. Brenton Buckner, DT	1990-93	46.0

## SACKS

Rk Player, Pos.	Years	Sacks
1. Vic Beasley, DE	2011-14	33.0
2. Michael Dean Perry, DT	1984-87	28.0
Gaines Adams, DE	2003-06	28.0
4. William Perry, MG	1981-84	27.0
Clelin Ferrell, DE	2016-18	27.0
6. Adrian Dingle, DE	1995-98	23.0
Keith Adams, LB	1998-00	23.0
8. Brenton Buckner, DT	1990-93	22.0
Bryant McNeal, DE	1999-02	22.0
10. Chester McGlockton, DT	1989-91	20.5

### PASS BREAKUPS

Rk Player, Pos.	Years	PBU
1. Donnell Woolford, CB	1985-88	44
2. Robert O'Neal, FS	1989-92	37
3. Antwan Edwards, CB	1995-98	35
Tye Hill, CB	2002-05	35
5. Delton Hall, CB	1983-86	33
6. Dexter Davis, CB	1988-90	32
Chris Chancellor, CB	2006-09	32
8. Justin Miller, CB	2002-04	31
9. Terry Kinard, FS	1979-82	30
10. Dexter McClean, CB	1993-96	28

## PASSES DEFENDED

Rk Player, Pos.	Years	Int.	PBU	PD
1. Donnell Woolford, CB	1985-88	10	44	54
2. Robert O'Neal, FS	1989-92	12	37	49
3. Terry Kinard, FS	1979-82	17	30	47
4. Justin Miller, CB	2002-04	13	31	44
5. Antwan Edwards, DB	1995-98	8	35	43
6. Dexter Davis, CB	1988-90	10	32	42
7. Chris Chancellor, CB	2006-09	9	32	41
8. Tye Hill, CB	2002-05	5	35	40
9. Delton Hall, CB	1983-86	6	33	39
10. Alex Ardley, CB	1998-00	12	26	38

### CAUSED FUMBLES

Rk Player, Pos.	Years	CF
1. Jeff Davis, LB	1978-81	10
Ed McDaniel, ILB	1988-91	10
3. Danny Triplett, LB	1979-82	8
William Perry, MG	1981-84	8
Chester McGlockton, DT	1989-91	8
Malliciah Goodman, DE	2009-12	8
7. Levon Kirkland, OLB	1988-91	7
Keith Adams, LB	1998-00	7
Vic Beasley, DE	2011-14	7

### RECOVERED FUMBLES

Rk Player, Pos.	Years	RF
1. Jeff Davis, LB	1978-81	8
2. William Perry, MG	1981-84	7
Levon Kirkland, OLB	1988-91	7
4. Willie Smith, DE	1954-57	6
Ronnie Ducworth, DE	1966-68	6
Gene Beasley, SS	1985-88	6
Doug Brewster, LB	1987-90	6

### TAKEAWAYS

Rk Player, Pos.	Years	Int.	RF	Tot.
1. Terry Kinard, FS	1979-82	17	2	19
2. Michael Hamlin, S	2005-08	14	4	18
3. Rashard Hall, S	2009-12	14	3	17
4. DeAndre McDaniel, S	2007-10	15	1	16
5. Fred Knoebel, DB	1950-52	15	NA	15
Brian Dawkins, SS	1992-95	11	4	15
7. Eddie Geathers, CB	1977-80	12	2	14
Robert O'Neal, FS	1989-92	12	2	14
Justin Miller, CB	2002-04	13	1	14
10. Dexter Davis, CB	1988-90	10	3	13
Crezdon Butler, CB	2006-09	11	2	13

### TAKEAWAY RETURN YARDS

Rk Player	Years	IR	FR	Total
1. Antwan Edwards	1995-98	8-195	2-104	10-299
2. Rex Varn	1976-79	10-275		10-275
3. Michael Hamlin	2005-08	14-243		14-243
Crezdon Butler	2006-09	11-243		11-243
5. Jonathan Meeks	2009-12	7-192	1-3	8-195
6. DeAndre McDaniel	2007-10	15-162	1-28	16-190
7. Rashard Hall	2009-12	14-186	1-(-6)	15-180
8. K'Von Wallace	2016-19	5-180		5-180
9. Don Kelley	1969-71	6-178		6-178
10. Van Smith	2015-17	4-165		4-165



ANTWAN EDWARDS HAD A TIGER-RECORD 299 TAKEAWAY RETURN YARDS IN HIS CAREER (1995-98).



# YEARLY DEFENSIVE LEADERS

## TACKLES

Year	Player, Pos.	Tackles
1976	Randy Scott, LB	130
1977	Randy Scott, LB	133
1978	Bubba Brown, LB	170
1979	Bubba Brown, LB	150
1980	Jeff Davis, LB	160
1981	Jeff Davis, LB	175
1982	Terry Kinard, FS	89
1983	Henry Walls, LB	93
1984	William Perry, MG	100
1985	Henry Walls, LB	153
1986	Norman Haynes, LB	74
1987	James Earle, OLB	79
1988	Ed McDaniel, LB	104
1989	Doug Brewster, LB	100
1990	Ed McDaniel, LB	109
1991	Ed McDaniel, LB	114
1992	Tim Jones, LB	89
1993	Tim Jones, LB	109
1994	Tim Jones, LB	118
1995	Anthony Simmons, LB	150
1996	Anthony Simmons, LB	178
1997	Anthony Simmons, LB	158
1998	Chris Jones, LB	128
1999	Keith Adams, LB	186
2000	Chad Carson, LB	156
2001	Chad Carson, LB	137
2002	John Leake, LB	169
2003	Leroy Hill, LB	145
2004	Leroy Hill, LB	106
2005	Anthony Waters, LB	109
2006	Nick Watkins, LB	116
2007	Nick Watkins, LB	118
2008	Kavell Conner, LB	125
2009	Kavell Conner, LB	111
2010	DeAndre McDaniel, S	84
2011	Rashard Hall, S	89
2012	Jonathan Willard, LB	95
2013	Stephone Anthony, LB	131
2014	Stephone Anthony, LB	90
2015	B.J. Goodson, LB	160
2016	Ben Boulware, LB	131
2017	Dorian O'Daniel, LB	104
2018	Isaiah Simmons, S	97
2019	Isaiah Simmons, LB	107
2020	Baylon Spector, LB	72

Note: From coaches film grade.

## TACKLES FOR LOSS

Year	Player, Pos.	TFL
1976	Randy Scott, LB	12
1977	Randy Scott, LB	18
1978	Randy Scott, LB	11
1979	Jim Stuckey, DT	20
1980	Steve Durham, DT	8
1981	Jeff Bryant, DT	19
1982	Edgar Pickett, DE	10
1983	William Perry, MG	15
1984	William Perry, MG	27
1985	Steve Berlin, DT	9
1986	Michael Dean Perry, DT	15
1987	Michael Dean Perry, DT	24
1988	Mark Drag, MG	12
1989	Chester McGlockton, DT	10
1990	Wayne Simmons, OLB	10
1991	Rob Bodine, MG	14
1992	Brentson Buckner, DT	27
1993	Brentson Buckner, DT	14
1994	Darnell Stephens, OLB	13
1995	Wardell Rouse, OLB	13
1996	Anthony Simmons, LB	11
1997	Trevor Pryce, DT	20
1998	Anthony Simmons, LB	25
1999	Rahim Abdullah, OLB	15
2000	Adrian Dingle, DE	15
2001	Keith Adams, LB	35
2002	Keith Adams, LB	19
2003	Bryant McNeal, DE	12
2004	Bryant McNeal, DE	14
2005	Leroy Hill, LB	27
2006	Leroy Hill, LB	19
2007	Gaines Adams, DE	15
2008	Gaines Adams, DE	17.5
2009	Phillip Merling, DE	17
2010	Jarvis Jenkins, DT	10
2011	Ricky Sapp, DE	10
2012	Ricky Sapp, DE	15

2010	Da'Quan Bowers, DE	26
2011	Andre Branch, DE	17
2012	Jonathan Willard, LB	10.5
2013	Vic Beasley, DE	23
2014	Vic Beasley, DE	21.5
2015	Shaq Lawson, DE	25.5
2016	Kendall Joseph, LB	13.5
2017	Carlos Watkins, DT	13.5
2018	Clelin Ferrell, DE	18
2019	Clelin Ferrell, DE	19.5
2020	Isaiah Simmons, LB	16
2021	Myles Murphy, DE	12

## SACKS

Year	Player, Pos.	Sacks-Yards
1977	Archie Reese, DT	8
1978	Jonathan Brooks, DE	6
1979	Jim Stuckey, DT	10
1980	Steve Durham, DT	6-44
1981	Jeff Bryant, DT	8-61
1982	Jim Scott, DT	6-44
1983	William Perry, MG	6-40
1984	William Perry, MG	10-68
1985	Steve Berlin, DT	3-26
1986	Michael Dean Perry, DT	9-60
1987	Michael Dean Perry, DT	10-86
1988	Jesse Hatcher, OLB	7.5-58
1989	Chester McGlockton, DT	7-46
1990	Vance Hammond, DT	8.5-63
1991	Rob Bodine, MG	7.5-62
1992	Ashley Sheppard, OLB	8.5-67
1993	Brentson Buckner, DT	6.5-42
1994	Darnell Stephens, OLB	8-54
1995	Patrick Sapp, OLB	5.5-33
1996	Trevor Pryce, DT	7.5-79
1997	Anthony Simmons, LB	8-57
1998	Adrian Dingle, DE	10.5-64
1999	Keith Adams, LB	16-122
2000	Keith Adams, LB	7-74
2001	Nick Eason, DT	7-63
2002	Bryant McNeal, DE	8-51

2002	Bryant McNeal, DE	9-63
2003	Leroy Hill, LB	8-57
2004	Leroy Hill, LB	8-66
2005	Gaines Adams, DE	9.5-64
2006	Gaines Adams, DE	12.5-87
2007	Phillip Merling, DE	7-50
2008	many (4)	2
2009	Ricky Sapp, DE	5-33
2010	Da'Quan Bowers, DE	15.5-112
2011	Andre Branch, DE	10.5-75
2012	Vic Beasley, DE	8-55
2013	Vic Beasley, DE	13-98
2014	Vic Beasley, DE	12-95
2015	Shaq Lawson, DE	12.5-90
2016	Carlos Watkins, DT	10.5-58
2017	Clelin Ferrell, DE	9.5-57
2018	Clelin Ferrell, DE	11.5-59
2019	Isaiah Simmons, LB	8-52
2020	Baylon Spector, LB	4.5-27

## PASS BREAKUPS

Year	Player, Pos.	PBU
1977	Mark Heniford, DE	7
1978	Steve Ryan, CB	5
1979	Eddie Geathers, CB	6
1980	Willie Underwood, SS	8
1981	Hollis Hall, CB	11
1982	Terry Kinard, FS	12
1983	Rod McSwain, CB	11
1984	Ty Davis, CB	15
1985	Delton Hall, CB	15
1986	Delton Hall, CB	14
1987	Donnell Woolford, CB	15
1988	Donnell Woolford, CB	15
1989	Jerome Henderson, CB	14
1990	Dexter Davis, CB	9
1991	Robert O'Neal, FS	11
1992	Robert O'Neal, FS	9
1993	Brian Dawkins, SS	10
1994	Dexter McClellan, CB	7
1995	Dexter McClellan, CB	13

1996	Andy Ford, CB	6
1997	Dexter McClellan, CB	6
1998	Antwan Edwards, DB	15
1999	Antwan Edwards, CB	14
2000	Dextra Polite, CB	17
2001	Darrel Crutchfield, CB	9
2002	Charles Hafley, SS	10
2003	Brian Mance, CB	11
2004	Justin Miller, CB	13
2005	Tye Hill, CB	21
2006	Gaines Adams, DE	9
2007	Chris Clemons, S	8
2008	Chris Chancellor, CB	9
2009	Michael Hamlin, S	10
2010	Credon Butler, CB	10
2011	Marcus Gilchrist, CB	10
2012	Coty Sensabaugh, CB	13
2013	Garry Peters, CB	8
2014	Bashaud Breeland, DB	13
2015	Garry Peters, CB	15
2016	Cordrea Tankersley, CB	11
2017	Cordrea Tankersley, CB	11
2018	Ryan Carter, CB	10
2019	many (3)	7
2020	many (3)	10
2021	Derion Kendrick, CB	6

## PASSES DEFENDED

Year	Player, Pos.	Int.	PBU	PD
1977	Steve Ryan, CB	6	4	10
1978	Steve Ryan, CB	4	5	9
1979	Eddie Geathers, CB	3	6	9
1980	Willie Underwood, SS	2	8	10
1981	Hollis Hall, CB	5	11	16
1982	Terry Kinard, FS	6	12	18
1983	Rod McSwain, CB	2	11	13
1984	Ty Davis, CB	2	15	17
1985	Delton Hall, CB	1	15	16
1986	Delton Hall, CB	4	14	18
1987	Donnell Woolford, CB	5	15	20
1988	Donnell Woolford, CB	1	15	16
1989	Robert O'Neal, FS	8	9	17
1990	Dexter Davis, CB	6	9	15
1991	Robert O'Neal, FS	2	11	13
1992	Robert O'Neal, FS	2	9	11
1993	Brian Dawkins, SS	6	9	15
1994	Dexter McClellan, CB	4	8	12
1995	Brian Dawkins, SS	6	9	15
1996	Dexter McClellan, CB	2	13	15
1997	many (3)	--	--	6
1998	Antwan Edwards, CB	4	15	19
1999	Antwan Edwards, CB	2	14	16
2000	Dextra Polite, CB	4	17	21
2001	Alex Ardley, CB	6	7	13
2002	Charles Hafley, SS	4	10	14
2003	Brian Mance, CB	6	11	17
2004	Justin Miller, CB	8	9	17
2005	Justin Miller, CB	2	13	15
2006	Tye Hill, CB	0	21	21
2007	Tye Hill, CB	3	7	10
2008	Chris Clemons, S	1	8	9
2009	Chris Chancellor, CB	4	9	13
2010	Michael Hamlin, S	6	10	16
2011	Credon Butler, CB	1	10	11
2012	Marcus Gilchrist, CB	1	10	11
2013	Coty Sensabaugh, CB	1	13	14
2014	Garry Peters, CB	1	8	9
2015	Bashaud Breeland, DB	4	13	17
2016	Garry Peters, CB	1	15	16
2017	Cordrea Tankersley, CB	5	11	16
2018	Cordrea Tankersley, CB	4	11	15
2019	Ryan Carter, CB	3	10	13
2020	A.J. Terrell, CB	3	7	10
2021	Isaiah Simmons, LB	3	10	13
2022	Derion Kendrick, CB	6	1	7

## RECOVERED FUMBLES

Year	Player, Pos.	RF
1954	Wingo Avery, LB	3
1955	Willie Smith, DE	2
1956	Willie Smith, DE	3
1957	Ray Masneri, DE	2
1958	Bill Thomas, DL	2
1959	Harold Olson, DT	3
1960	Bob Coleman, LB	3
1961	Wendell Black, DB	3
1962	many	1
1963	many (4)	2
1964	Joe Blackwell, DL	3



# YEARLY DEFENSIVE LEADERS

1965	many (3)	2	1994	LaMarick Simpson, DT	3
1966	Wayne Page, DB	2	1995	Brian Dawkins, SS	2
1967	George Burnett, DB	2	1996	Kelton Dunnican, FB	3
1968	Ronnie Ducworth, DE	4	1997	Rahim Abdullah, OLB	2
1969	Ivan Southerland, DE	3	1998	Adrian Dingle, DE	3
1970	B.B. Elvington, DT	4	1999	Keith Adams, LB	2
1971	Larry Hefner, LB	3	2000	many (3)	2
	Bobby Johnson, DB	3	2001	Nick Eason, DT	2
1972	Jeff Stocks, DE	3	2002	Rodney Thomas, LB	2
1973	G.G. Galloway, DT	3	2003	many (9)	1
1974	Willie Anderson, MG	2	2004	Travis Pugh, FS	2
1975	Dennis Smith, DB	3	2005	Dorell Scott, DT	2
1976	many (5)	2	2006	Gaines Adams, DE	3
1977	Roy Eppes, DB	3		Duane Coleman, CB	3
1978	Randy Scott, ILB	3	2007	Michael Hamlin, S	2
1979	Jeff Davis, ILB	2		Nick Watkins, LB	2
1980	Jeff Davis, ILB	2	2008	Brandon Maye, LB	3
	Joe Glenn, DE	2	2009	many (9)	1
1981	Jeff Davis, ILB	4	2010	many (5)	1
1982	many (4)	2	2011	Rashard Hall, S	2
1983	William Devane, MG	4		Jonathan Meeks, S	2
1984	William Perry, MG	3	2012	Corey Crawford, DE	2
1985	A.J. Johnson, FS	3	2013	Spencer Shuey, LB	4
	Henry Walls, ILB	3	2014	B.J. Goodson, LB	3
1986	many (8)	1	2015	B.J. Goodson, LB	2
1987	Tony Stephens, MG	2	2016	Dexter Lawrence, DT	2
1988	Gene Beasley, SS	3		Christian Wilkins, DE	2
	Doug Brewster, ILB	3	2017	Dorian O'Daniel, LB	2
1989	Levon Kirkland, OLB	3	2018	Christian Wilkins, DT	2
	Vince Taylor, ILB	3	2019	many (11)	1
1990	many (3)	2	2020	many (9)	1
1991	Levon Kirkland, OLB	2	<b>TAKEAWAYS</b>		
	Wayne Simmons, OLB	2	<b>Year</b>	<b>Player, Pos.</b>	<b>Int. RF Tot.</b>
1992	many (8)	1	1961	Wendell Black, DB	0 3 3
1993	many (3)	2			

1962	Rodney Rogers, DB	3	1	4	1991	Kenzil Jackson, ILB	2	1	3
1963	Jimmy Bell, DB	3	0	3		Tyron Mouzon, SS	3	0	3
	Walter Cox, DL	1	2	3	1992	many (3)	--	--	3
1964	Jimmy Bell, DB	5	0	5	1993	many (3)	--	--	4
	Richard Cooper, LB	3	2	5	1994	Andre Carter, FS	4	1	5
1965	Kit Jackson, DB	4	2	6	1995	Brian Dawkins, SS	6	2	8
1966	Phil Marion, DB	4	1	5	1996	Kelton Dunnican, FB	0	3	3
1967	Jimmy Carter, LB	2	1	3	1997	Antwan Edwards, DB	4	0	4
1968	Bob Craig, DB	3	1	4	1998	Antwan Edwards, CB	2	2	4
	Ronnie Ducworth, DE	0	4	4	1999	Robert Carswell, FS	6	1	7
1969	Bob Craig, DB	3	1	4	2000	Alex Ardley, CB	6	0	6
1970	many (4)	--	--	4	2001	Charles Hafley, SS	4	1	5
1971	Bobby Johnson, DB	4	3	7	2002	Justin Miller, CB	8	0	8
1972	Jeff Siepe, DB	3	1	4	2003	Jamaal Fudge, ROV	4	1	5
	Jeff Stocks, DE	1	3	4	2004	Justin Miller, CB	3	1	4
1973	Lynn Carson, DB	5	1	6	2005	Jamaal Fudge, S	3	1	4
1974	Dennis Smith, DB	6	0	6		Tye Hill, CB	3	1	4
1975	Dennis Smith, DB	1	3	4	2006	many (4)	--	--	4
1976	Randy Scott, LB	2	2	4	2007	Michael Hamlin, S	4	2	6
1977	Steve Ryan, CB	6	0	6	2008	Michael Hamlin, S	6	0	6
1978	Steve Ryan, CB	4	2	6	2009	DeAndre McDaniel, S	8	0	8
1979	Jeff Davis, ILB	3	2	5	2010	DeAndre McDaniel, S	4	0	4
1980	Eddie Geathers, CB	3	1	4	2011	Jonathan Meeks, S	3	2	5
1981	Hollis Hall, CB	5	1	6	2012	Rashard Hall, S	4	0	4
	Terry Kinard, FS	6	0	6	2013	many (3)	--	--	4
1982	Terry Kinard, FS	6	1	7	2014	Robert Smith, S	2	2	4
1983	Ty Davis, CB	4	0	4	2015	Cordrea Tankersley, CB	5	0	5
	William Devane, MG	0	4	4	2016	Jadar Johnson, S	5	0	5
1984	Terence Mack, OLB	3	1	4	2017	Dorian O'Daniel, LB	2	2	4
1985	Henry Walls, ILB	2	3	5	2018	A.J. Terrell, CB	3	0	3
1986	Delton Hall, CB	5	0	5	2019	Tanner Muse, S	4	0	4
1987	Donnell Woolford, CB	5	1	6		Isaiah Simmons, LB	3	1	4
1988	Gene Beasley, SS	3	3	6	2020	many (3)	--	--	3
1989	Robert O'Neal, FS	8	1	9					
1990	Dexter Davis, CB	6	1	7					

# FOURTH QUARTER WINS

Year	Opponent	Site	Score	Decisive Play	Time Left
1948	Wake Forest	A	21-14	Fred Cone 1 run	11:56
	Auburn	A	7-6	Ray Mathews 1 run	6:35
	South Carolina	A	13-7	Oscar Thompson recovers blocked punt	4:15
1949	Auburn	N	20-20		
1950	South Carolina	A	14-14	Fred Cone TD	
	Miami (Fla.)	A	15-14	Sterling Smith tackles Frank Smith for a safety	6:00
1954	Florida	A	14-7	Don King 1 run	14:54
1955	Virginia Tech	A	21-16	Charlie Bussey-Joel Wells 60 pass	4:06
	Wake Forest	A	19-13	Billy O'Dell 1 run	2:20
1956	NC State	A	13-7	Charlie Horne 10 run	5:26
	Florida	A	20-20	Bob Spooner 1 run	0:32
1957	<b>Wake Forest</b>	<b>H</b>	<b>13-6</b>	<b>Harvey White-Doug Cline 22 pass</b>	<b>1:36</b>
1958	Vanderbilt	A	12-7	Harvey White 3 run	0:03
	NC State	A	13-6	George Usry 1 run	12:16
	<b>Virginia</b>	<b>H</b>	<b>20-15</b>	<b>Lowndes Shingler 1 run</b>	<b>14:00</b>
	<b>North Carolina</b>	<b>H</b>	<b>26-21</b>	<b>Doug Cline 2 run</b>	<b>2:52</b>
1959	<b>Wake Forest</b>	<b>H</b>	<b>33-31</b>	<b>George Usry 1 run</b>	<b>4:24</b>
1960	<b>Virginia Tech</b>	<b>H</b>	<b>13-7</b>	<b>Lowndes Shingler 4 run</b>	<b>4:08</b>
1962	NC State	A	7-0	Pat Crain 1 run	4:43
	Maryland	A	17-14	Rodney Rogers 23 FG	1:31
	<b>South Carolina</b>	<b>H</b>	<b>20-17</b>	<b>Rodney Rogers 24 FG</b>	<b>1:24</b>
1963	North Carolina	A	11-7	Jim Parker 1 run	7:54
1965	Virginia	A	20-14	Thomas Ray-Wayne Bell 16 pass	2:06
1966	<b>Duke</b>	<b>H</b>	<b>9-6</b>	<b>Jimmy Addison-Phil Rogers 25 pass</b>	<b>2:32</b>
	Wake Forest	A	23-21	Wilson Childers, James Tompkins tackle for a safety	0:25
	<b>Virginia</b>	<b>H</b>	<b>40-35</b>	<b>Addison 75 pass to Jacky Jackson</b>	<b>3:49</b>
1967	Duke	A	13-7	Buddy Gore 9 run	
1968	NC State	A	24-19	Ray Yauger 7 run	0:53
1971	<b>Wake Forest</b>	<b>H</b>	<b>10-9</b>	<b>Eddie Seigler 29 FG</b>	<b>0:37</b>
1973	<b>Virginia</b>	<b>H</b>	<b>32-27</b>	<b>Ken Pengitore-Jim Lanzendoen 28 pass</b>	<b>6:44</b>
1974	<b>Georgia Tech</b>	<b>H</b>	<b>21-17</b>	<b>Mike O'Cain-Bennie Cunningham 3 pass</b>	<b>8:26</b>
	<b>Georgia</b>	<b>H</b>	<b>28-24</b>	<b>Mike O'Cain 1 run</b>	<b>8:44</b>
1975	<b>Wake Forest</b>	<b>H</b>	<b>16-14</b>	<b>Willie Jordan 34 FG</b>	<b>0:05</b>
1976	<b>The Citadel</b>	<b>H</b>	<b>10-7</b>	<b>Ciro Piccirillo 23 FG</b>	<b>0:54</b>
	Florida State	A	15-12	Steve Fuller 1 run	6:36
1977	<b>NC State</b>	<b>H</b>	<b>7-3</b>	<b>Steve Fuller-Jerry Butler 19 pass</b>	<b>12:46</b>
	South Carolina	A	31-27	Steve Fuller-Jerry Butler 20 pass	0:49
1978	<b>North Carolina</b>	<b>H</b>	<b>13-9</b>	<b>Lester Brown 1 run</b>	<b>9:48</b>
1980	Virginia	A	27-24	Obed Ariri 52 FG	0:06
1982	<b>Boston College</b>	<b>H</b>	<b>17-17</b>	<b>Donald Igwebuike 43 FG</b>	<b>5:40</b>
1983	<b>Wake Forest</b>	<b>H</b>	<b>24-17</b>	<b>Stacey Driver 2 run</b>	<b>4:13</b>
1985	Virginia Tech	A	20-17	David Treadwell 36 FG	0:00
	<b>Virginia</b>	<b>H</b>	<b>27-24</b>	<b>Kenny Flowers 12 run</b>	<b>13:45</b>
1986	Georgia	A	31-28	David Treadwell 46 FG	0:00
	Maryland	A	17-17	David Treadwell 21 FG	0:10
	<b>South Carolina</b>	<b>H</b>	<b>21-21</b>	<b>David Treadwell 31 FG</b>	<b>2:50</b>

1987	<b>Georgia</b>	<b>H</b>	<b>21-20</b>	<b>David Treadwell 21 FG</b>	<b>0:02</b>
	<b>Duke</b>	<b>H</b>	<b>17-10</b>	<b>Tracy Johnson 4 run</b>	<b>6:46</b>
	North Carolina	A	13-10	David Treadwell 30 FG	0:32
1988	Virginia	A	10-7	Rodney Williams-Chip Davis 14 pass	1:52
	Oklahoma	N	13-6	Terry Allen 4 run	10:28
1990	Maryland	A	18-17	DeChane Cameron-Rudy Harris 11 pass	7:59
	NC State	A	24-17	Howard Hall 1 run	3:12
1991	<b>Georgia Tech</b>	<b>H</b>	<b>9-7</b>	<b>Ronald Williams 2 run</b>	<b>2:06</b>
	<b>Virginia</b>	<b>H</b>	<b>20-20</b>	<b>Nelson Welch 40 FG</b>	<b>0:46</b>
1992	Virginia	A	29-28	Nelson Welch 32 FG	0:55
1993	South Carolina	A	16-13	Nelson Welch 31 FG	11:53
	Kentucky	N	14-13	Patrick Sapp-Terry Smith 21 pass	0:20
1996	<b>Georgia Tech</b>	<b>H</b>	<b>28-25</b>	<b>Nealon Greene 1 run</b>	<b>4:10</b>
1997	NC State	A	19-17	Matt Padgett 20 FG	0:19
	<b>Duke</b>	<b>H</b>	<b>29-20</b>	<b>Rahim Abdullah 63 interception return</b>	<b>OT</b>
2000	<b>South Carolina</b>	<b>H</b>	<b>16-14</b>	<b>Aaron Hunt 25 FG</b>	<b>0:03</b>
2001	Georgia Tech	A	47-44	Woodrow Dantzler 6 run	OT
2002	Duke	A	34-31	Aaron Hunt 21 FG	0:08
	<b>South Carolina</b>	<b>H</b>	<b>27-20</b>	<b>Bernard Rambert 2 run</b>	<b>9:38</b>
2003	<b>Virginia</b>	<b>H</b>	<b>30-27</b>	<b>Charlie Whitehurst-Kevin Youngblood 4 pass</b>	<b>OT</b>
2004	<b>Wake Forest</b>	<b>H</b>	<b>37-30</b>	<b>Charlie Whitehurst-Kyle Browning 11 pass</b>	<b>OT</b>
	<b>Maryland</b>	<b>H</b>	<b>10-7</b>	<b>Reggie Merriweather 2 run</b>	<b>0:23</b>
	Miami (Fla.)	A	24-17	Reggie Merriweather 2 run	OT
2005	<b>Texas A&amp;M</b>	<b>H</b>	<b>25-24</b>	<b>Jad Dean 42 FG</b>	<b>0:02</b>
	Maryland	A	28-24	Reggie Merriweather 38 run	2:58
	South Carolina	A	13-9	James Davis 2 run	5:58
2006	Florida State	A	27-20	James Davis 1 run	0:08
2007	South Carolina	A	23-21	Mark Buchholz 35 FG	0:00
2008	Boston College	A	27-21	Cullen Harper-Aaron Kelly 4 pass	7:10
2009	Miami (Fla.)	A	40-37	Kyle Parker-Jacoby Ford 26 pass	OT
2010	<b>NC State</b>	<b>H</b>	<b>14-13</b>	<b>Jamie Harper 4 run</b>	<b>6:18</b>
2011	<b>Wake Forest</b>	<b>H</b>	<b>31-28</b>	<b>Chandler Catanzaro 43 FG</b>	<b>0:00</b>
2012	LSU	N	25-24	Chandler Catanzaro 37 FG	0:00
2013	Ohio State	N	40-35	Tajh Boyd-Stanton Seckinger 5 pass	6:16
2014	Boston College	A	17-13	C.J. Davidson 32 run	9:35
2016	<b>Louisville</b>	<b>H</b>	<b>42-36</b>	<b>Deshawn Watson-Jordan Leggett 31 pass</b>	<b>3:14</b>
	<b>NC State</b>	<b>H</b>	<b>24-17</b>	<b>Deshawn Watson-Artavis Scott 10 pass</b>	<b>OT</b>
	Florida State	A	37-34	Deshawn Watson-Jordan Leggett 34 pass	2:06
	Alabama	N	35-31	Deshawn Watson-Hunter Renfrow 2 pass	0:01
2018	<b>Syracuse</b>	<b>H</b>	<b>27-23</b>	<b>Travis Etienne 2 run</b>	<b>0:41</b>
2019	Ohio State	N	29-23	Trevor Lawrence-Travis Etienne 34 pass	1:49
2020	<b>Boston College</b>	<b>H</b>	<b>*34-28</b>	<b>Travis Etienne 17 run</b>	<b>11:34</b>

\* - Etienne's touchdown and the extra point put Clemson ahead 32-28, as Clemson added a safety with 1:18 left; Note: Above is a list of games since 1948 in which Clemson scored the last points of the game in the fourth quarter or overtime to erase a deficit or tie, and win or tie a game; games must have been decided by seven points or less, or in overtime; home wins in **bold**.



# STREAK RECORDS

## CONSECUTIVE GAMES (59)

by **Cannon Smith**, 2015-18; **Christian Wilkins**, 2015-18; **Tanner Muse**, 2016-19; **K'Von Wallace**, 2016-19

Notes: Smith and Wilkins played all 59 games from 2015-18 and helped Clemson to a 55-4 record. Muse and Wallace played all 59 games from 2016-19 and helped Clemson to a 55-4 record.

## CONSECUTIVE STARTS (56)

by **Will Spiers**, 2017-20

Notes: Spiers started each of his 56 games at punter.

## CONSECUTIVE STARTS BY A NON-SPECIALIST (49)

by **Dalton Freeman**, 2009-12

Notes: Freeman started each of his last 49 games at center, including every game of the 2010, 2011 and 2012 seasons.

## CONSECUTIVE STARTS BY A QUARTERBACK (40)

by **Tajh Boyd**, 2011-13

Notes: He started each of the last 40 games of his career at quarterback during the 2011-13 seasons and had a 32-8 record.

## CONSECUTIVE 100-YARD RUSHING GAMES (6)

by **Travis Etienne**, 2019

Notes: Etienne's streak started against Florida State on Oct. 12 and ended when he totaled 51 rushing yards at South Carolina on Nov. 30.

## CONSECUTIVE 100-YARD RECEIVING GAMES (3)

by **Charlie Waters**, 1969; **Tony Horne**, 1997; **Rod Gardner**, 2000; **DeAndre Hopkins**, 2012; **Sammy Watkins**, 2013 (2); **Cornell Powell**, 2020

Notes: Waters' streak covered first three games of his senior year. Horne's streak covered the first three games of his senior year. Hopkins' streak covered the last game of 2011 and the first two games of 2012. Watkins had two three-game streaks in his junior year. Powell's streak covered games 7-9 of his senior year.

## CONSECUTIVE 300-YARD PASSING GAMES (3)

by **Tajh Boyd**, 2013

Notes: Boyd had two three-game streaks in his senior year.

## CONSECUTIVE 200-YARD PASSING GAMES (11)

by **Tajh Boyd**, 2011

Notes: Boyd passed for at least 200 yards in each of the first 11 games of his sophomore year.

## CONSECUTIVE GAME SCORING (53)

by **Chandler Catanzaro**, 2010-13

Notes: Catanzaro scored a point in all 53 games of his career.

## CONSECUTIVE GAMES SCORING TOUCHDOWN (14)

by **C.J. Spiller**, 2009

Notes: Spiller was the only player in the nation to score at least one touchdown in every game in 2009.

## CONSECUTIVE PLAYS RUSHING BALL (12)

by **Raymond Priester**, 1997

Notes: Priester ran 12 straight plays at Maryland in 1997, and he ended the game with 204 yards rushing in a record-tying 36 carries.

## CONSECUTIVE GAMES WITH RECEIVING TOUCHDOWN (10)

by **DeAndre Hopkins**, 2012

Notes: The previous record was five games in a row, therefore Hopkins doubled the previous mark. He had at least one receiving touchdown in 12 of the 13 games in 2012.

## CONSECUTIVE GAMES WITH PASSING TOUCHDOWN (31)

by **Deshaun Watson**, 2014-16

Notes: The streak dated from the South Carolina game in 2014 through the 2016 National Championship Game versus Alabama.

## CONSECUTIVE COMPLETIONS (19)

by **Deshaun Watson**, 2016

Notes: Watson completed his last nine passes against South Carolina and first 10 versus Virginia Tech.

## CONSECUTIVE GAMES WITH COMPLETION (46)

by **Rodney Williams**, 1985-88

## CONSECUTIVE PASSES WITHOUT INTERCEPTION (366)

by **Trevor Lawrence**, 2019-20

Notes: The streak started in the first half at Louisville on Oct. 19, 2019. Lawrence did not throw an interception in the last eight games (239 pass attempts) of the 2019 season, then did not throw an interception in his first 127 pass attempts over five games in 2020.

## CONSECUTIVE PASSES WITHOUT INTERCEPTION TO START CAREER (165)

by **Cullen Harper**, 2007

## CONSECUTIVE GAMES WITH 200 TOTAL OFFENSE YARDS (13)

by **Deshaun Watson**, 2016

Notes: Watson's streak covered the final 11 games of 2015, and ended with the South Carolina State game in 2016.

## CONSECUTIVE GAMES WITH RECEPTION (43)

by **Hunter Renfrow**, 2015-18

Notes: Renfrow's streak covered the final 43 games of his career, including the last three games of his freshman season in 2015 and 11 of the team's 15 games he played in 2016.

## CONSECUTIVE EXTRA POINTS MADE (122)

by **B.T. Potter**, 2018-20

Notes: Potter made his first 122 extra-point attempts until his first miss against Boston College on Oct. 31, 2020.

## CONSECUTIVE FIELD GOALS MADE (20)

by **Chandler Catanzaro**, 2011,12

Notes: Catanzaro's streak began with a game-winning 43-yard field goal against Wake Forest in 2011. He made his last eight field-goal attempts in 2011 and his first 12 field-goal attempts in 2012. The streak ended with a 48-yard attempt that missed wide-left by inches at Wake Forest. It was his only field-goal miss in 2012.

## CONSECUTIVE GAMES MAKING FIELD GOAL (18)

by **Greg Huegel**, 2015-16

## CONSECUTIVE GAMES WITH 40-YARD PUNTING AVERAGE (12)

by **Dale Hatcher**, 1983,84

Notes: Hatcher had a streak of 12 games broken with a 39.6-yard average in his last game in 1984.

## CONSECUTIVE GAMES WITH SACK (9)

by **Da'Quan Bowers**, 2010

Notes: Bowers was involved in a sack in nine straight games, starting at Auburn (September 18) through Wake Forest (November 20). He had a half sack at Boston College that kept the streak alive.

## CONSECUTIVE GAMES WITH INTERCEPTION (4)

by **Bobby Gage**, 1948; **Terry Kinard**, 1980,81; **Dexter Davis**, 1990; **Rashard Hall**, 2009

## CONSECUTIVE DOUBLE-FIGURE TACKLE GAMES (19)

by **Jeff Davis**, 1980,81

## TEMPERATURE & DURATION RECORDS

### HOTTEST KICKOFF TEMPERATURE

Date	Opponent	W-L	Score	Temp.
9-18-2004	at Texas A&M	L	6-27	95
9-3-2011	Troy	W	43-19	95
9-7-2019	Texas A&M	W	24-10	94
9-20-1997	Florida State	L	28-35	93
9-18-2010	at Auburn	L	24-27	93
9-4-1999	Marshall	L	10-13	92
9-17-2005	Miami (Fla.)	L	30-36	92
9-6-2008	The Citadel	W	45-17	91
9-13-2008	NC State	W	27-9	91
9-28-2019	at North Carolina	W	21-20	91
9-6-2014	South Carolina State	W	73-7	90
9-10-2016	Troy	W	30-24	90
9-22-2018	at Georgia Tech	W	49-21	90

Note: Home games in bold.

### COLDEST KICKOFF TEMPERATURE

Date	Opponent	W-L	Score	Temp.
10-28-1961	at Auburn	L	14-24	24
12-31-2001	Louisiana Tech	W	49-24	32
11-10-2018	at Boston College	W	27-7	34
11-22-2008	at Virginia	W	13-3	35
12-5-2020	at Virginia Tech	W	45-10	37
11-9-1991	at North Carolina	W	21-6	38
11-25-1972	South Carolina	W	7-6	39
12-27-2009	Kentucky	W	21-13	39
11-14-1992	at Maryland	L	23-53	41
11-16-1996	NC State	W	40-17	41

Note: Home games in bold.

### LONGEST GAMES

Date	Opponent	W-L	Score	Time
9-17-2005	Miami (Fla.)	L <sup>(30T)</sup>	30-36	4:10
11-7-2020	at Notre Dame	L <sup>(20T)</sup>	40-47	4:09
1-9-2017	Alabama	W	35-31	4:08
1-2-2004	Tennessee	W	27-14	4:05
9-9-2006	at Boston College	L <sup>(20T)</sup>	33-34	4:00
9-4-2004	Wake Forest	W <sup>(20T)</sup>	37-30	3:58
10-29-2016	at Florida State	W	37-34	3:56
1-13-2020	LSU	L	25-42	3:56
10-1-2001	at NC State	W	45-37	3:55
10-2-2010	Miami (Fla.)	L	21-30	3:54

Note: Home games in bold.

### SHORTEST GAMES

Date	Opponent	W-L	Score	Time
9-17-1977	at Georgia	W	7-6	2:05
10-9-1971	Duke	W	3-0	2:10
10-7-1972	at Georgia Tech	L	9-31	2:10
10-14-1972	Duke	L	0-7	2:10
10-13-1973	Virginia	W	32-26	2:10
9-28-1996	Wake Forest	W	21-10	2:16
10-13-1979	at Virginia Tech	W	21-0	2:17
10-27-1990	at Wake Forest	W	24-6	2:18
9-22-1979	Georgia	W	12-7	2:22
10-8-1988	at Virginia	W	10-7	2:23
9-6-1997	App State	W	23-12	2:23

Note: Home games in bold.

## CONSECUTIVE GAMES WITH TACKLE (53)

by **DeAndre McDaniel**, 2007-10

Notes: McDaniel had a tackle in all 53 of his career games. He also had at least two tackles in each of his last 38 games.

## CONSECUTIVE GAMES WITH TACKLE FOR LOSS (20)

by **Keith Adams**, 1999,00

Notes: Adams had at least one tackle for loss in every game in 1999 and the first eight games of 2000. Georgia Tech ended his streak in 2000.

## TIGER STREAKS

### WINNING STREAKS

Overall:	29	Began with a 48-7 win over Furman on Sept. 1, 2018 and ended with a 42-25 loss to LSU in the National Championship Game on Jan. 13, 2020.
Home:	28	Began with a 56-7 win over South Carolina on Nov. 26, 2017 and is active.
Away:	14	Began with a 38-31 win at NC State on Nov. 4, 2017 and ended with a 47-40 double-overtime loss at Notre Dame on Nov. 7, 2020.
vs. ACC:	28	Began with a 24-10 win over Georgia Tech on Oct. 28, 2017 and ended with a 47-40 double-overtime loss at Notre Dame on Nov. 7, 2020 (includes ACC Championship Games).

### UNBEATEN STREAKS

Overall:	29	Began with a 48-7 win over Furman on Sept. 1, 2018 and ended with a 42-25 loss to LSU in the National Championship Game on Jan. 13, 2020.
Home:	28	Began with a 56-7 win over South Carolina on Nov. 26, 2017 and is active.
Away:	14	Began with a 38-31 win at NC State on Nov. 4, 2017 and ended with a 47-40 double-overtime loss at Notre Dame on Nov. 7, 2020.
vs. ACC:	28	Began with a 24-10 win over Georgia Tech on Oct. 28, 2017 and ended with a 47-40 double-overtime loss at Notre Dame on Nov. 7, 2020 (includes ACC Championship Games).

# CAREER LEADERS

## RUSHING

### RUSHING YARDS

Rk	Player	Years	Car.	Y/C	TD	Yards
1.	Travis Etienne	2017-20	686	7.22	70	4952
2.	Raymond Priestler	1994-97	805	4.93	21	3966
3.	James Davis	2005-08	753	5.15	47	3881
4.	C.J. Spiller	2006-09	606	5.85	32	3547
5.	Andre Ellington	2009-12	621	5.53	33	3436
6.	Wayne Gallman	2014-16	676	5.07	34	3429
7.	Travis Zachery	1998-01	691	4.43	41	3058
8.	Kenny Flowers	1983-86	590	4.94	26	2914
9.	Terry Allen	1987-89	523	5.31	28	2778
10.	Woodrow Dantzler	1998-01	591	4.67	27	2761
11.	Buddy Gore	1966-68	600	4.29	15	2571
12.	Ray Yauger	1968-70	555	4.39	16	2439
13.	Chuck McSwain	1979-82	483	4.80	23	2320
14.	Stacey Driver	1982-85	476	4.82	15	2293
15.	Ken Callicutt	1973-77	492	4.59	11	2256

### CARRIES

Rk	Player	Years	Yards	Y/C	Car.
1.	Raymond Priestler	1994-97	3966	4.93	805
2.	James Davis	2005-08	3881	5.15	753
3.	Travis Zachery	1998-01	3058	4.43	691
4.	Travis Etienne	2017-20	4952	7.22	686
5.	Wayne Gallman	2014-16	3429	5.07	676
6.	Andre Ellington	2009-12	3436	5.53	621
7.	C.J. Spiller	2006-09	3547	5.85	606
8.	Buddy Gore	1966-68	2571	4.29	600
9.	Woodrow Dantzler	1998-01	2761	4.67	591
10.	Kenny Flowers	1983-86	2914	4.94	590
11.	Ray Yauger	1968-70	2439	4.39	555
12.	Steve Fuller	1975-78	1737	3.20	535
13.	Terry Allen	1987-89	2778	5.31	523
14.	Rodney Blunt	1989-93	2173	4.28	508
15.	Lester Brown	1976-79	2228	4.45	505
	Tajh Boyd	2010-13	1165	2.31	505

### YARDS PER CARRY

Rk	Player	Years	Car.	Yards	Y/C
1.	Travis Etienne	2017-20	686	4952	7.22
2.	Lyn-J Dixon	2018-20	208	1372	6.60
3.	Tavien Feaster	2016-18	222	1330	5.99
4.	Jackie Calvert	1948-50	194	1149	5.92
5.	C.J. Spiller	2006-09	606	3547	5.85
6.	Terrence Flagler	1983-86	379	2162	5.70
7.	Ray Mathews	1947-50	331	1886	5.70
8.	Ronald Williams	1990-92	326	1824	5.60
9.	Andre Ellington	2009-12	621	3436	5.53
10.	Doug Cline	1957-59	209	1117	5.34
11.	Roderick McDowell	2010-13	318	1699	5.34
12.	Buck George	1951-54	240	1280	5.33
13.	Terry Allen	1987-89	523	2778	5.31
14.	Hal Davis	1962-64	194	1024	5.28
15.	Adam Choice	2014,16-18	239	1250	5.23

Note: Minimum 1,000 yards.

### RUSHING TOUCHDOWNS

Rk	Player	Years	Car.	Yards	TD
1.	Travis Etienne	2017-20	686	4952	70
2.	James Davis	2005-08	753	3881	47
3.	Travis Zachery	1998-01	691	3058	41
4.	Wayne Gallman	2014-16	676	3429	34
5.	Andre Ellington	2009-12	621	3436	33
6.	C.J. Spiller	2006-09	606	3547	32
7.	Lester Brown	1976-79	505	2228	31
8.	Fred Cone	1948-50	466	2172	30

9.	Terry Allen	1987-89	523	2778	28
10.	Cliff Austin	1978-82	423	2139	27
	Woodrow Dantzler	1998-01	591	2761	27

## PASSING

### PASSING YARDS

Rk	Player	Years	Att.	Co.	Pct.	Yards
1.	Tajh Boyd	2010-13	1402	901	64.3	11,904
2.	Deshawn Watson	2014-16	1207	814	67.4	10,163
3.	Trevor Lawrence	2018-20	1138	758	66.6	10,098
4.	Charlie Whitehurst	2002-05	1368	817	59.7	9665
5.	Woodrow Dantzler	1998-01	796	460	57.8	6037
6.	Cullen Harper	2005-08	815	518	63.6	5762
7.	Nealon Greene	1994-97	805	458	56.9	5719
8.	Kyle Parker	2009,10	710	401	56.5	4739
9.	Rodney Williams	1985-88	717	333	46.4	4647
10.	Steve Fuller	1975-78	554	287	51.8	4359
11.	Tommy Kendrick	1969-71	644	303	47.0	3893
12.	Homer Jordan	1979-82	479	250	52.2	3643
13.	Brandon Streeter	1996-99	519	294	56.6	3504
14.	Mike Epley	1980-84	449	252	56.1	3354
15.	Kelly Bryant	2015-18	470	311	66.2	3338

### PASSING ATTEMPTS

Rk	Player	Years	Co.	Yards	Att.
1.	Tajh Boyd	2010-13	901	11,904	1402
2.	Charlie Whitehurst	2002-05	817	9665	1368
3.	Deshawn Watson	2014-16	814	10,163	1207
4.	Trevor Lawrence	2018-20	758	10,098	1138
5.	Cullen Harper	2005-08	518	5762	815
6.	Nealon Greene	1994-97	458	5719	805
7.	Woodrow Dantzler	1998-01	460	6037	796
8.	Rodney Williams	1985-88	333	4647	717
9.	Kyle Parker	2009,10	401	4739	710
10.	Tommy Kendrick	1969-71	303	3893	644
11.	Steve Fuller	1975-78	287	4359	554
12.	Brandon Streeter	1996-99	294	3504	519
13.	Homer Jordan	1979-82	250	3643	479
14.	DeChane Cameron	1988-91	257	3300	470
	Kelly Bryant	2015-18	311	3338	470

### COMPLETIONS

Rk	Player	Years	Att.	Yards	Co.
1.	Tajh Boyd	2010-13	1402	11,904	901
2.	Charlie Whitehurst	2002-05	1368	9665	817
3.	Deshawn Watson	2014-16	1207	10,163	814
4.	Trevor Lawrence	2018-20	1138	10,098	758
5.	Cullen Harper	2005-08	815	5762	518
6.	Woodrow Dantzler	1998-01	796	6037	460
7.	Nealon Greene	1994-97	805	5719	458
8.	Kyle Parker	2009,10	710	4739	401
9.	Rodney Williams	1985-88	717	4647	333
10.	Kelly Bryant	2015-18	470	3338	311
11.	Tommy Kendrick	1969-71	644	3893	303
12.	Brandon Streeter	1996-99	519	3504	294
13.	Steve Fuller	1975-78	554	4359	287
14.	Cole Stoudt	2011-14	421	2634	277
15.	DeChane Cameron	1988-91	470	3300	257

### COMPLETION PERCENTAGE

Rk	Player	Years	Co.-Att.	Pct.
1.	Deshawn Watson	2014-16	814-1207	67.4
2.	Trevor Lawrence	2018-20	758-1138	66.6
3.	Kelly Bryant	2015-18	311-470	66.2
4.	Cole Stoudt	2011-14	277-421	65.8
5.	Tajh Boyd	2010-13	901-1402	64.3

6.	Cullen Harper	2005-08	518-815	63.6
7.	Charlie Whitehurst	2002-05	817-1368	59.7
8.	Will Proctor	2003-06	201-338	59.5
9.	Woodrow Dantzler	1998-01	460-796	57.8
10.	Nealon Greene	1994-97	458-805	56.9
11.	Chris Morocco	1986-89	89-157	56.7
12.	Brandon Streeter	1996-99	294-519	56.6
13.	Kyle Parker	2009,10	401-710	56.5
14.	Mike Epley	1980-84	252-449	56.1
15.	DeChane Cameron	1988-91	257-470	54.7

Note: Minimum 150 passing attempts.

### PASSING YARDS PER ATTEMPT

Rk	Player	Years	Att.	Yards	Y/Att.
1.	Trevor Lawrence	2018-20	1138	10,098	8.87
2.	Bobby Gage	1945-48	278	2448	8.81
3.	Jackie Calvert	1948-50	101	885	8.76
4.	Tajh Boyd	2010-13	1402	11,904	8.49
5.	Deshawn Watson	2014-16	1207	10,163	8.42
6.	Chris Morocco	1986-89	157	1238	7.89
7.	Steve Fuller	1975-78	554	4359	7.87
8.	D.J. Uiagalelei	2020	117	914	7.81
9.	Will Proctor	2003-06	338	2634	7.79
10.	Homer Jordan	1979-82	479	3643	7.61
11.	Mark Fellers	1972-74	124	943	7.60
12.	Woodrow Dantzler	1998-01	796	6037	7.58
13.	Chase Brice	2018,19	136	1023	7.52
14.	Mike Epley	1980-84	449	3354	7.47
15.	Harvey White	1957-59	289	2103	7.28

Note: Minimum 100 passing attempts.

### PASSING TOUCHDOWNS

Rk	Player	Years	Att.	Int.	TD
1.	Tajh Boyd	2010-13	1402	39	107
2.	Deshawn Watson	2014-16	1207	32	90
	Trevor Lawrence	2018-20	1138	17	90
4.	Charlie Whitehurst	2002-05	1368	46	49
5.	Cullen Harper	2005-08	815	20	42
6.	Woodrow Dantzler	1998-01	796	24	41
7.	Nealon Greene	1994-97	805	26	35
8.	Kyle Parker	2009,10	710	23	32
9.	Mike Epley	1980-84	449	26	28
10.	Bobby Gage	1945-48	278	27	24
	Tommy Kendrick	1969-71	644	42	24
12.	Steve Fuller	1975-78	554	21	22
13.	Will Proctor	2003-06	338	11	19
14.	Harvey White	1957-59	289	12	18
15.	Brandon Streeter	1996-99	519	26	17
	Cole Stoudt	2011-14	421	11	17

### INTERCEPTION AVOIDANCE

Rk	Player	Years	Int.-Att.	Pct.
1.	D.J. Uiagalelei	2020	0-117	0.00
2.	Trevor Lawrence	2018-20	17-1138	1.49
3.	Kelly Bryant	2015-18	10-470	2.13
4.	Cullen Harper	2005-08	20-815	2.45
5.	Chris Morocco	1986-89	4-157	2.55
6.	Cole Stoudt	2011-14	11-421	2.61
7.	Deshawn Watson	2014-16	32-1207	2.65
8.	Patrick Sapp	1992-95	10-365	2.74
9.	Tajh Boyd	2010-13	39-1402	2.78
10.	Chase Brice	2018,19	4-136	2.94
11.	Woodrow Dantzler	1998-01	24-796	3.02
12.	DeChane Cameron	1988-91	15-470	3.19
13.	Nealon Greene	1994-97	26-805	3.22
14.	Kyle Parker	2009,10	23-710	3.24
15.	Will Proctor	2003-06	11-338	3.25

Note: Minimum 100 passing attempts.

## PASSING EFFICIENCY

Rk	Player	Years	Att.	Co.	Pct.	Int.	Int. Pct.	Yards	Yards/Att.	TD	TD Pct.	Eff.
1.	Trevor Lawrence	2018-20	1138	758	66.6	17	1.49	10,098	8.87	90	7.91	164.3
2.	Deshawn Watson	2014-16	1207	814	67.4	32	2.65	10,163	8.42	90	7.46	157.5
3.	Tajh Boyd	2010-13	1402	901	64.3	39	2.78	11,904	8.49	107	7.63	155.2
4.	D.J. Uiagalelei	2020	117	78	66.7	0	0.00	914	7.81	5	4.27	146.4
5.	Chase Brice	2018,19	136	82	60.3	4	2.94	1023	7.52	9	6.62	139.4
6.	Will Proctor	2003-06	338	201	59.5	11	3.25	2634	7.79	19	5.62	137.0
7.	Cullen Harper	2005-08	815	518	63.6	20	2.45	5762	7.07	42	5.15	135.0
8.	Kelly Bryant	2015-18	470	311	66.2	10	2.13	3338	7.10	16	3.40	132.8
9.	Woodrow Dantzler	1998-01	796	460	57.8	24	3.02	6037	7.58	41	5.15	132.5
10.	Mark Fellers	1972-74	124	58	46.8	7	5.64	943	7.60	12	9.68	131.3
11.	Chris Morocco	1986-89	157	89	56.7	4	2.55	1238	7.89	6	3.82	130.4
12.	Mike Eppley	1980-84	449	252	56.1	26	5.79	3354	7.47	28	6.23	127.9
13.	Bobby Gage	1945-48	278	123	44.2	27	9.71	2448	8.81	24	8.63	127.3
14.	Cole Stoudt	2011-14	421	277	65.8	11	2.61	2634	6.26	17	4.04	126.5
15.	Nealon Greene	1994-97	805	458	56.9	26	3.22	5719	7.10	35	4.35	124.5



# CAREER LEADERS

## RECEIVING

### RECEPTIONS

Rk	Player, Pos.	Years	Yards	Avg.	TD	Rec.
1.	Artavis Scott, WR	2014-16	2480	10.1	19	245
2.	Sammy Watkins, WR	2011-13	3391	14.1	27	240
3.	Aaron Kelly, WR	2005-08	2733	11.8	20	232
4.	DeAndre Hopkins, WR	2010-12	3020	14.7	27	206
5.	Hunter Renfrow, WR	2015-18	2133	11.5	15	186
6.	Amari Rodgers, WR	2017-20	2144	11.8	15	181
7.	Mike Williams, WR	2013-16	2727	15.4	21	177
8.	Derrick Hamilton, WR	2001-03	2312	13.8	16	167
9.	Rod Gardner, WR	1997-00	2498	15.0	13	166
10.	Terry Smith, WR	1990-93	2681	16.5	15	162
11.	Perry Tuttle, WR	1978-81	2534	16.9	17	150
12.	Jacoby Ford, WR	2017-20	2144	13.9	16	143
13.	Kevin Youngblood, WR	2000-03	1713	12.1	6	142
14.	Chansi Stuckey, WR	2003-06	1760	12.5	7	141
15.	Jerry Butler, WR	1975-78	2223	16.0	11	139

### RECEIVING YARDS

Rk	Player, Pos.	Years	Rec.	Yards
1.	Sammy Watkins, WR	2011-13	240	3391
2.	DeAndre Hopkins, WR	2010-12	206	3020
3.	Aaron Kelly, WR	2005-08	232	2733
4.	Mike Williams, WR	2013-16	177	2727
5.	Terry Smith, WR	1990-93	162	2681
6.	Perry Tuttle, WR	1978-81	150	2534
7.	Rod Gardner, WR	1997-00	166	2498
8.	Artavis Scott, WR	2014-16	245	2480
9.	Tee Higgins, WR	2017-19	135	2448
10.	Derrick Hamilton, WR	2001-03	167	2312
11.	Jerry Butler, WR	1975-78	139	2223
12.	Amari Rodgers, WR	2017-20	181	2144
13.	Hunter Renfrow, WR	2015-18	186	2133
14.	Deon Cain, WR	2015-17	130	2040
15.	Airese Currie, WR	2001-04	138	2030

### YARDS PER RECEPTION

Rk	Player, Pos.	Years	Rec.	Yards	Y/Rec.
1.	Martavis Bryant, WR	2011-13	61	1354	22.2
2.	Joe Blalock, TE	1939-41	38	773	20.3
3.	Gary Cooper, FLK	1985-89	79	1592	20.2
4.	Tee Higgins, WR	2017-19	135	2448	18.1
5.	Frank Magwood, WR	1979-82	51	920	18.0
6.	Glenn Smith, E	1949-51	88	1576	17.9
7.	Eddie Freeman, E	1943-46	37	655	17.7
8.	Dwight Clark, WR	1975-78	33	571	17.3
9.	Bill Mathis, TB	1957-59	35	602	17.2
10.	Charlie Waters, WR	1967-69	68	1166	17.1

Note: Minimum 30 receptions.

### RECEIVING TOUCHDOWNS

Rk	Player, Pos.	Years	TD
1.	DeAndre Hopkins, WR	2010-12	27
	Sammy Watkins, WR	2011-13	27
	Tee Higgins, WR	2017-19	27
4.	Mike Williams, WR	2013-16	21
5.	Aaron Kelly, WR	2005-08	20
	Deon Cain, WR	2015-17	20
7.	Artavis Scott, WR	2014-16	19
8.	Glenn Smith, E	1949-51	18
	Jordan Leggett, TE	2013-16	18
10.	Perry Tuttle, WR	1978-81	17
	Justyn Ross, WR	2018,19	17

## MISCELLANEOUS

### TOTAL OFFENSE YARDS

Rk	Player	Years	Plays	Rush	Pass	Total
1.	Tajh Boyd	2010-13	1907	1165	11,904	13,069
2.	Deshawn Watson	2014-16	1643	1931	10,163	12,094
3.	Trevor Lawrence	2018-20	1369	943	10,098	11,041
4.	Charlie Whitehurst	2002-05	1634	98	9665	9763
5.	Woodrow Dantzler	1998-01	1587	2761	6037	8798
6.	Nealon Greene	1994-97	1158	1067	5719	6786
7.	Steve Fuller	1975-78	1089	1737	4359	6096
8.	Cullen Harper	2005-08	946	-213	5762	5549
9.	Rodney Williams	1985-88	1024	863	4647	5510
10.	Travis Etienne	2017-20	687	4952	23	4975
11.	Kyle Parker	2009,10	818	163	4739	4902
12.	Homer Jordan	1979-82	859	971	3643	4614
13.	Kelly Bryant	2015-18	727	973	3338	4311
14.	DeChane Cameron	1988-91	765	926	3300	4226
15.	Raymond Priester	1994-97	805	3966	-----	3966

## SCORING

Rk	Player, Pos.	Years	TD	PAT	FG	TP
1.	Travis Etienne, RB	2017-20	78	---	---	468
2.	Chandler Catanzaro, PK	2010-13	0	203-207	67-82	404
3.	Greg Huegel, PK	2015-18	0	217-227	54-71	379
4.	Aaron Hunt, PK	2000-03	0	164-172	55-76	329
5.	C.J. Spiller, RB	2006-09	51	*2	---	308
6.	Nelson Welch, PK	1991-94	0	85-92	72-102	301
7.	Travis Zachery, TB	1998-01	50	---	---	300
8.	James Davis, RB	2005-08	49	---	---	294
9.	Obed Ariri, PK	1977-80	0	99-103	63-97	288
10.	Chris Gardocki, PK	1988-90	0	72-72	63-89	261
11.	Jad Dean, PK	2003-06	0	97-103	51-68	250
12.	<b>B.T. Potter, PK</b>	<b>2018-20</b>	<b>0</b>	<b>147-148</b>	<b>32-45</b>	<b>243</b>
13.	David Treadwell, PK	1985-87	0	92-93	47-66	233
14.	Andre Ellington, RB	2009-12	36	*2	---	218
15.	Wayne Gallman, RB	2014-16	36	---	---	216

\* - total two-point conversion points

## TOTAL TOUCHDOWNS

Rk	Player, Pos.	Rush	Rec.	PR	KOR	Total
1.	Travis Etienne, RB	70	8	0	0	78
2.	C.J. Spiller, RB	32	11	1	7	51
3.	Travis Zachery, RB	41	9	0	0	50
4.	James Davis, RB	47	2	0	0	49
5.	Andre Ellington, RB	33	2	0	1	36
	Wayne Gallman, RB	34	2	0	0	36
7.	Lester Brown, RB	31	1	0	0	32
8.	Fred Cone, RB	29	2	0	0	31
9.	Sammy Watkins, WR	1	27	0	1	29
10.	Ray Matthews, RB	20	7	1	0	28
	Kenny Flowers, RB	26	2	0	0	28
	Terry Allen, RB	28	0	0	0	28

## INTERCEPTIONS

Rk	Player, Pos.	Years	Yards	Avg.	TD	Int.
1.	Terry Kinard, FS	1979-82	147	8.6	0	17
2.	Fred Knoebel, DB	1950-52	122	8.1	0	15
	DeAndre McDaniel, S	2007-10	162	10.8	1	15
4.	Michael Hamlin, S	2005-08	243	17.4	0	14
	Rashard Hall, S	2009-12	186	13.3	1	14
6.	Justin Miller, CB	2002-04	94	7.2	0	13
7.	Eddie Geathers, CB	1977-80	114	9.5	0	12
	Robert O'Neal, FS	1989-92	119	9.9	0	12
	Alex Ardley, CB	1998-00	151	12.6	1	12
	Brian Mance, CB	1999-02	73	6.1	0	12

## TOUCHDOWN RESPONSIBILITY

Rk	Player	Years	Rush	Pass	*	Tot
1.	Tajh Boyd	2010-13	26	107	0	133
2.	Deshawn Watson	2014-16	26	90	0	116
3.	Trevor Lawrence	2018-20	18	90	0	108
4.	Travis Etienne	2017-20	70	0	8	78
5.	Woodrow Dantzler	1998-01	27	41	0	68
6.	Charlie Whitehurst	2002-05	10	49	0	59
7.	C.J. Spiller	2006-09	32	1	19	52
8.	Travis Zachery	1998-01	41	0	9	50
9.	James Davis	2005-08	47	0	2	49
10.	Cullen Harper	2005-08	5	42	0	47

\* - includes receiving, punt returns, kickoff returns, interception returns and fumble returns

## INTERCEPTION RETURN YARDS

Rk	Player, Pos.	Years	Int.	Avg.	Yards
1.	Rex Varn, FS	1976-79	10	27.5	275
2.	Michael Hamlin, S	2005-08	14	17.4	243
	Crezdon Butler, CB	2006-09	11	22.1	243
4.	Antwan Edwards, DB	1995-98	8	24.4	195
5.	Jonathan Meeks, S	2009-12	7	27.4	192
6.	Rashard Hall, S	2009-12	14	13.3	186
7.	K'Von Wallace, S	2016-19	5	36.0	180
8.	Don Kelley, DB	1969-71	6	29.7	178
9.	Van Smith, S	2015-17	4	41.3	165
10.	DeAndre McDaniel, S	2007-09	15	10.8	162

## STARTS

Rk	Player, Pos.	Years	Starts
1.	Mitch Hyatt, OT	2015-18	57
2.	<b>Will Spiers, P</b>	<b>2017-20</b>	<b>56</b>
3.	Chandler Catanzaro, PK	2010-13	52
4.	Landon Walker, OT	2008-11	49
	Dalton Freeman, C	2009-12	49
6.	Greg Huegel, PK	2015-18	48
7.	Eric Harmon, OG	1987-90	47
	Jim Bundren, OT	1994-97	47
	Glenn Rountree, OG	1994-97	47
	Aaron Hunt, PK	2000-03	47
	Hunter Renfrow, WR	2015-18	47

WILL SPIERS HAS MADE 56  
CAREER STARTS, ONE SHY  
OF THE CLEMSON RECORD.



# CAREER LEADERS

## STARTS BY POSITION

### OFFENSE

<b>OT:</b>	57 by Mitch Hyatt, 2015-18
<b>OG:</b>	47 by Eric Harmon, 1987-90; Glenn Rountree, 1994-97
<b>C:</b>	49 by Dalton Freeman, 2009-12
<b>TE:</b>	38 by Jordan Leggett, 2013-16
<b>WR:</b>	47 by Hunter Renfrow, 2015-18
<b>QB:</b>	44 by Rodney Williams, 1985-88
<b>RB:</b>	43 by James Davis, 2005-08
<b>PK:</b>	52 by Chandler Catanzaro, 2010-13

### DEFENSE

<b>DE/OLB:</b>	44 by Clelin Ferrell, 2016-18
<b>DT:</b>	45 by Christian Wilkins, 2015-18
<b>ILB:</b>	42 by Bubba Brown, 1976-79
<b>CB:</b>	44 by Chris Chancellor, 2006-09
<b>S:</b>	43 by Michael Hamlin, 2005-08
<b>P:</b>	56 by Will Spiers, 2017-20

## GAMES

Rk	Player, Pos.	Years	Games
1.	Cannon Smith, TE	2015-18	59
	Christian Wilkins, DT	2015-18	59
	Tanner Muse, S	2016-19	59
	K'Von Wallace, S	2016-19	59
5.	Mitch Hyatt, OT	2015-18	58
	Milan Richard, TE	2015-18	58
	Chad Smith, LB	2016-19	58
8.	Chad Diehl, FB	2007-11	57
9.	Dorian O'Daniel, LB	2014-17	56
	Trevion Thompson, WR	2015-18	56
	<b>James Skalski, LB</b>	<b>2016-20</b>	<b>56</b>
	<b>Will Spiers, P</b>	<b>2017-20</b>	<b>56</b>
	<b>Will Swinney, WR</b>	<b>2017-20</b>	<b>56</b>

## SNAPS

Rk	Player, Pos.	Years	Snaps
1.	Mitch Hyatt, OT	2015-18	3754
2.	Dalton Freeman, C	2009-12	3361
3.	Landon Walker, OT	2008-11	3131
4.	Kyle Young, C	1998-01	3097
5.	Glenn Rountree, OG	1994-97	3048
6.	Tajh Boyd, QB	2010-13	2963
7.	Charlie Whitehurst, QB	2002-05	2875
8.	Eric Harmon, OG	1987-90	2870
9.	Barry Richardson, OT	2004-07	2778
10.	Jim Bundren, OT	1994-97	2772

Note: Does not include special-teams snaps.

## SPECIAL TEAMS

### PUNT RETURN YARDS

Rk	Player	Years	PR	Avg.	TD	Yards
1.	Shad Bryant	1937-39	65	12.0	1	779
2.	Donnell Woolford	1985-88	78	9.6	2	754
3.	James Lott	1986-89	71	9.6	0	683
4.	Don Kelley	1969-71	56	11.3	2	632
5.	Derrick Hamilton	2001-03	68	9.1	0	618
6.	Willie Jordan	1975-78	54	10.5	0	569
	C.J. Spiller	2006-09	53	10.7	1	569
8.	Billy Davis	1980-83	87	6.4	0	555
9.	Amari Rodgers	2017-20	68	7.8	1	529
10.	Ray-Ray McCloud	2015-17	50	9.7	1	485

### KICKOFF RETURN YARDS

Rk	Player	Years	KOR	Avg.	TD	Yards
1.	C.J. Spiller	2006-09	74	27.7	7	2052
2.	Derrick Hamilton	2001-03	58	26.8	2	1552
3.	Justin Miller	2002-04	50	30.7	3	1534
4.	Andre Humphrey	1992-95	68	21.9	0	1486
5.	Sammy Watkins	2011-13	60	22.9	1	1376
6.	Ray Williams	1983-86	66	20.5	0	1350
7.	Jacoby Ford	2006-09	47	23.9	1	1124
8.	Terrence Roulhac	1983-86	42	26.4	0	1108
9.	Artavis Scott	2014-16	39	23.7	0	925
10.	Warren Ratchford	1974-78	44	22.0	0	848

### PUNTING AVERAGE

Rk	Player	Years	Punts	Yards	Avg.
1.	Chris Gardocki	1988-90	151	6566	43.5
2.	Dale Hatcher	1981-84	191	8191	43.0
3.	Banks McFadden	1937-39	94	3967	42.2
4.	Jimmy Maners	2006-08	105	4381	41.7
5.	<b>Will Spiers</b>	<b>2017-20</b>	<b>229</b>	<b>9483</b>	<b>41.4</b>
6.	David Sims	1977-80	197	8126	41.2
7.	Dawson Zimmerman	2008-11	192	7895	41.1
8.	Bradley Pinion	2012-14	140	5754	41.1
9.	Mitch Tyner	1973,74	127	5201	41.0



**C.J. SPILLER HAD A CLEMSON-RECORD 2,052 KICKOFF RETURN YARDS AND SEVEN FOR TOUCHDOWNS IN HIS CAREER (2006-09).**

10. Jack Anderson	1968-70	56	2276	40.6
-------------------	---------	----	------	------

Note: Minimum 50 punts.

### FIELD GOALS MADE

Rk	Player	Years	FG
1.	Nelson Welch	1991-94	72
2.	Chandler Catanzaro	2010-13	67
3.	Obed Ariri	1977-80	63
	Chris Gardocki	1988-90	63
5.	Aaron Hunt	2000-03	55
6.	Greg Huegel	2015-18	54
7.	Jad Dean	2003-06	51
8.	David Treadwell	1985-87	47
9.	Mark Buchholz	2007,08	37
10.	Bob Paulling	1979-83	34

### EXTRA POINTS MADE

Rk	Player	Years	PAT
1.	Greg Huegel	2015-18	217
2.	Chandler Catanzaro	2010-13	203
3.	Aaron Hunt	2000-03	164

4. <b>B.T. Potter</b>	<b>2018-20</b>	<b>147</b>
5. Bob Paulling	1979-83	107
6. Obed Ariri	1977-80	99
7. Jad Dean	2003-06	97
8. David Treadwell	1985-87	92
9. Mark Buchholz	2007,08	88
10. Nelson Welch	1991-94	85

### KICK SCORING

Rk	Player	Years	Points
1.	Chandler Catanzaro	2010-13	404
2.	Greg Huegel	2015-18	379
3.	Aaron Hunt	2000-03	329
4.	Nelson Welch	1991-94	301
5.	Obed Ariri	1977-80	288
6.	Chris Gardocki	1988-90	261
7.	Jad Dean	2003-06	250
8.	<b>B. T. Potter</b>	<b>2018-20</b>	<b>243</b>
9.	David Treadwell	1985-87	233
10.	Bob Paulling	1979-83	209

## ALL-PURPOSE YARDS

Rk	Player, Pos.	Years	Rush	Rec.	PR	KOR	Total
1.	C.J. Spiller, RB	2006-09	3547	1420	569	2052	7588
2.	Travis Etienne, RB	2017-20	4952	1155	44	706	*6894
3.	Sammy Watkins, WR	2011-13	339	3391	23	1376	5129
4.	Derrick Hamilton, WR	2001-03	358	2312	618	1552	4839
5.	Andre Ellington, RB	2009-12	3436	505	3	642	4586
6.	Travis Zachery, TB	1998-01	3058	1057	276	---	4391
7.	James Davis, RB	2005-08	3881	441	---	13	4335
8.	Raymond Priestner, RB	1994-97	3966	316	---	---	4282
9.	Jacoby Ford, WR	2006-09	494	1986	479	1124	4083
10.	Wayne Gallman, RB	2014-16	3429	473	---	---	3902

\* - includes 37 yards on a missed field-goal return



# CLEMSON RING OF HONOR MEMBERS

The Clemson Ring of Honor is the highest honor a Tiger student-athlete can receive. A recipient must first be a member of the Clemson Hall of Fame, earn at least an undergraduate degree and make a significant contribution to the heritage of Tiger athletics. Honorees will have their jersey retired. Nine members of the football program and one football team are in the Ring of Honor.

## FOOTBALL RING OF HONOR MEMBERS

### 1981 FOOTBALL TEAM

The 1981 football team was inducted into the Clemson Ring of Honor during the fall of 2006 in conjunction with the team's 25-year anniversary celebration of winning the national title. Every player, coach, manager and administrator associated with that team is considered in the Ring of Honor within the team concept. The Tigers had a perfect 12-0 record that season, as they defeated Nebraska by a score of 22-15 in the 1982 Orange Bowl to claim the National Championship. For more information on Clemson's 1981 squad, see page 8.

### JERRY BUTLER

Jerry Butler joined teammate Steve Fuller in the Clemson Ring of Honor in 1999. The two-time All-ACC player was a first-team All-American in 1978 when he and Fuller led Clemson to a No. 6 national ranking and an 11-1 record. He had at least one reception in 36 consecutive games. In 1979, Butler was the No. 5 overall NFL draft pick by Buffalo, where he played at a Pro Bowl level for seven seasons.

### FRED CONE

Fred Cone, who was inducted into the Ring of Honor in 1997, was the first player in Clemson history to rush for 2,000 yards in a career. Cone played for the Tigers from 1948-50. He is eighth on the Clemson career list for rushing touchdowns (30). Cone was a starter on two undefeated Clemson teams (1948,50), one of only two players in school history to accomplish that feat.

### JEFF DAVIS

Jeff Davis, captain of the 1981 national title team, joined the Ring of Honor in 1995. He was a first-team All-American in 1981 when he led the team in tackles

(175). Davis was also named ACC MVP and defensive MVP of the Orange Bowl win over Nebraska, the game that clinched the national championship for the Tigers. He was also inducted into the College Football Hall of Fame in December 2007.

### DANNY FORD

Danny Ford coached Clemson to the 1981 national title at the age of 33, still the youngest coach to win one. Ford won five ACC titles and six bowl games in his 11 years as the head coach. He had a 26-10-1 record against coaches in the College Football Hall of Fame, including wins over Joe Paterno, Barry Switzer, Woody Hayes, Vince Dooley, Steve Spurrier and Tom Osborne. He finished his Tiger career with a 96-29-4 record and his 76.0 winning percentage is still among the best in ACC history. Ford was inducted into the Clemson Ring of Honor at the season-opening Georgia game of 2013 and was inducted into the College Football Hall of Fame in December 2017.

### STEVE FULLER

Steve Fuller was a charter member of the Ring of Honor in 1994. He is one of three football players in Clemson history to be chosen as an All-American on the field and in the classroom in the same year. Fuller was a two-time, first-team Academic All-American and a third-team All-American in 1978. He was the first Tiger to be

named ACC Player-of-the-Year twice and was an NCAA Top Five Award winner in 1979, the only Tiger athlete to win the award.

### FRANK HOWARD

Frank Howard was a charter member of the Ring of Honor in 1994. As head coach from 1940-69, he led Clemson to eight league championships, six bowl games and six top-25 seasons. Howard, who totaled 165 victories, was inducted into the College Football Hall of Fame in 1989.

### TERRY KINARD

Terry Kinard (1979-82) was inducted into the Clemson Ring of Honor in 2001, the same year he was inducted into the College Football Hall of Fame. The safety from Sumter, S.C. was named national defensive player-of-the-year by CBS Sports during his senior season in 1982. Kinard was named to the All-Decade of the 1980's College Football team by USA Today and to the All-Century team by Sports Illustrated in 2000.

### LEVON KIRKLAND

Levon Kirkland was a two-time All-American and three-time, First-Team All-ACC selection as an outside linebacker for the Tigers between 1988-91. He was a second-team All-American and a finalist for the Butkus Award on the 1990 team, which led the nation in total defense. He was also a first-team All-American in 1991. Kirkland was a second-round draft pick of the Pittsburgh Steelers and went on to an 11-year All-Pro career. He returned after his playing career to earn his Clemson degree and was inducted into the Clemson Ring of Honor in 2019.

### BANKS McFADDEN

Banks McFadden was one of three charter members of the Clemson Ring of Honor in 1994. He was named the nation's most versatile athlete in 1939 when he was an All-American in football and basketball in the same calendar year, the only Tiger to accomplish that feat. He led the Tigers to their first bowl bid, a 6-3 victory over Boston College in the 1940 Cotton Bowl, and to the Southern Conference basketball title. He was the No. 4 overall pick of the 1940 NFL draft, tied for the highest in school history.



# CLEMSON HALL OF FAME MEMBERS

Member	Years(s)	Inducted	Member	Years(s)	Inducted	Member	Years(s)	Inducted	Member	Years(s)	Inducted
Gaines Adams	2003-06	2012	Josh Cody*	1927-30	2017	R.G. Hamilton	1896	1981	Jess Neely*	1931-39	1979
Keith Adams	1998-00	2011	Fred Cone^	1948-50	1973	John Heisman*	1900-03	1981	Rock Norman*	1941-46	1974
Jimmy Addison	1965-67	1994	Lou Cordileone	1957-59	2016	Dick Hendley	1946,48-51	1984	Harold Olson	1957-59	2010
Ben Anderson	1970-72	1997	Walter Cox*	1935-51	1984	Tye Hill	2002-05	2017	Harry Olszewski	1965-67	1980
Obed Ariri	1976-80	1998	Bennie Cunningham	1973-75	1984	Frank Howard*^	1931-74	1973	James "Suzie" Owens	1919-21	1980
Boo Armstrong	1918-20	1978	Woodrow Dantzler	1998-01	2007	Bob Hudson	1947-51	1980	Bob Paulling	1979-83	1994
Stumpy Banks	1915-19	1975	James Davis	2005-08	2019	Bill Hudson	1954-56	1984	Michael Dean Perry	1984-87	2000
Gary Barnes	1959-61	2002	Jeff Davis	1978-81	1989	Ralph Jenkins	1943-46	1995	William Perry	1981-84	2002
Tom Barton	1949-52	1987	Brian Dawkins	1992-95	2009	Bob Jones	1927-30	1974	John Phillips	1984-87	1999
Joe Net Berry	1934-36	1981	Bill Dillard	1932-34	1991	Homer Jordan	1979-82	1993	O.K. Pressley	1926-28	1978
Joe Blalock^	1939-41	1973	Mike Eppley	1980-84	1990	Whitey Jordan*	1955,58,59,72,93	2003	Phil Prince	1944-48	1995
Rob Bodine	1989-91	2009	Terrence Flagler	1982-86	2013	Steve Kenney	1975-78	2006	Dewey Quinn	1943-46	1994
Jeff Bostic	1977-79	1997	Jeb Flesch	1988-91	2016	Terry Kinard	1979-82	1992	Jim Riggs	1983-86	2014
Joe Bostic	1975-78	1996	Mac Folger	1934-36	1975	Don King	1952-55	1992	Phil Rogers	1965-67	1989
Bubba Brown	1976-79	1999	Danny Ford*	1979-89	1999	Levon Kirkland	1988-91	2001	Wallace Roy	1923-26	1977
Lester Brown	1976-79	2007	Eddie Freeman	1943-46	1998	Fred Knoebel	1950-52	1996	Smiley Sanders	1971-74	2003
Thomas Brown	1933-37	1987	George Fritts	1939-42	1977	Bull Lightsey	1922,24,25	1976	William Schilleter	1911-14	1973
Jeff Bryant	1978-81	1996	Steve Fuller	1975-78	1985	Stacy Long	1986,88-90	2004	Randy Scott	1975-78	2004
Shad Bryant	1937-39	1979	Bobby Gage	1945-48	1976	Wayne Mass	1965-67	1993	Stacy Seegars	1990-93	2012
Brentson Buckner	1990-93	2013	Rod Gardner	1997-00	2016	Bill Mathis	1957-59	1979	Bob Sharpe	1938-40	1982
Jim Bundren	1994-97	2018	Chris Gardocki	1988-90	2001	Ray Mathews	1947-50	1978	Anthony Simmons	1995-97	2008
Charlie Bussey	1954-56	1988	Dreher Gaskin	1950-53	1994	John Maxwell	1902-04	1974	Bob Smith*	1950-69	1988
Jerry Butler	1975-78	1986	Mutt Gee	1914-17	1975	Ed McDaniel	1988-91	2015	Glenn Smith	1949-51	1982
Jackie Calvert	1948-51	1977	Frank Gillespie	1943,46-49	1977	Bill McLellan	1952,53,66-85	1993	Bill Spiers	1985-87	1998
Dwight Clark	1975-78	1988	Buddy Gore	1965-67	1986	Banks McFadden^	1937-40	1973	<b>C.J. Spiller</b>	<b>2006-09</b>	<b>2020</b>
Doug Cline	1957-59	1991	John Grijjan	1955-57	1983	Goat McMillan*	1928,29,37-64	1985	Jim Stuckey	1976-79	1995
			Billy Hair	1950-52	1983	Gene Moore	1946-49	1993	Charlie Timmons	1939-41	1985

\* - coach, ^ - charter member; football inductees only listed; **bold** denotes 2020 inductee.

# HONORS & AWARDS

## ABC NEWS PERSON-OF-THE-WEEK

2006 - Ray Ray McElrathbey, CB

## ACADEMIC All-ACC

1954 - Billy O'Dell, B  
1955 - Charlie Bussey, B  
1956 - Charlie Bussey, B  
1957 - Charlie Horne, B  
Harvey White, B  
1958 - Doug Cline, B  
Jim Padgett, T  
Harvey White, B  
1959 - Lou Cordileone, T  
1960 - Lowndes Shingler, B  
1961 - Tommy King, E  
1962 - Oscar Thorsland, E  
1963 - Jim Parker, QB  
Tracy Childers, G  
1964 - Jimmy Bell, QB  
Richard Cooper, G  
1965 - Frank Pearce, K  
Edgar McGee, OE  
Wayne Mass, OT  
Jimmy Addison, QB  
Floyd Rogers, DT  
1967 - Jimmy Addison, QB  
1969 - Don Kelley, DB  
Rick Medlin, FB  
Jim Sursavage, OE  
1970 - Ben Anderson, DB  
Don Kelley, DB  
Jim Sursavage, LB  
1971 - Ben Anderson, DB  
Bobby Johnson, DB  
Don Kelley, OE  
1972 - Ben Anderson, DB  
Karl Andreas, TE  
Bobby Johnson, DB  
1973 - Ar Brisacher, OG  
Jeff Stocks, DE  
Karl Andreas, TE  
1974 - Maret Cobb, C  
Mark Fellers, QB  
1975 - Mark Lee, DB  
1976 - Steve Fuller, QB  
Jimmy Weeks, OT  
1977 - Steve Fuller, QB  
Rick Weddington, FLK  
Jimmy Wells, OG  
1978 - Steve Fuller, QB  
Matt Smith, DE  
1981 - Tony Berryhill, C  
1983 - Mike Eppley, QB  
1984 - Mike Eppley, QB  
1985 - Bruce Bacon, WR  
Scott Enzor, LB  
Lance Masters, CB  
Andy Newell, P  
John Watson, OT  
1986 - Geoff Ciniero, DB  
Ty Granger, OT  
David Treadwell, PK  
Todd Schonhar, QB  
1987 - Ty Granger, OT  
David Treadwell, PK  
1988 - Ty Granger, OT  
Mark Drag, MG  
Stacy Fields, TE  
1989 - Wesley McFadden, FB  
Arlington Nunn, SS  
Stacy Fields, TE  
Bruce Bratton, OT  
1990 - Bruce Bratton, OT  
Stacy Fields, TE  
1991 - Bruce Bratton, OT  
1992 - Warren Forney, DT  
1993 - Stacy Seegars, OG  
1994 - Ed Glenn, TE  
Warren Forney, DT  
1995 - Andy McCrorey, LB  
1996 - Jim Bundren, OT  
Glenn Rountree, OG  
1997 - Jim Bundren, OT  
Brian Wofford, WR  
1999 - Chad Carson, LB  
Kyle Young, C  
2000 - Chad Carson, LB  
Will Merritt, OG  
Kyle Young, C

Braxton K. Williams, LB  
2001 - Chad Carson, LB  
Kyle Young, C  
Will Merritt, OG  
Derrick Hamilton, WR  
Khaleed Vaughn, DE  
2002 - William Henry, OT  
Rodney Thomas, LB  
Khaleed Vaughn, DE  
2003 - Tony Elliott, WR  
William Henry, OT  
Justin Miller, CB  
2004 - Jad Dean, PK  
Tommy Sharpe, C  
2006 - Thomas Hunter, TE  
Alex Pearson, FB  
2007 - Thomas Austin, OL  
Mark Buchholz, PK  
Jimmy Maners, P  
Michael Palmer, TE  
Alex Pearson, FB  
2008 - Thomas Austin, OL  
Mark Buchholz, PK  
Jimmy Maners, P  
Brandon Maye, LB  
C.J. Spiller, RB  
2009 - Thomas Austin, OG  
Mason Cloy, OG  
Dalton Freeman, C  
Rashard Hall, S  
Brandon Maye, LB  
Michael Palmer, TE  
Dawson Zimmerman, P  
2010 - Jaron Brown, WR  
Mason Cloy, OL  
Dalton Freeman, C  
Rashard Hall, S  
Brandon Maye, LB  
Dawson Zimmerman, P  
2011 - Jaron Brown, WR  
Chandler Catanzaro, PK  
Brandon Ford, TE/WR  
Dalton Freeman, C  
Dawson Zimmerman, P  
2012 - Jaron Brown, WR  
Chandler Catanzaro, PK  
Brandon Ford, TE  
Dalton Freeman, C  
Tyler Shatley, OG  
Gifford Timothy, OT  
2013 - Ben Boulware, LB  
Chandler Catanzaro, PK  
Daniel Rodriguez, WR  
Tyler Shatley, OG  
2014 - Daniel Rodriguez, WR  
Artavis Scott, WR  
Deshaun Watson, QB  
2015 - Ben Boulware, LB  
Eric Mac Lain, OG  
Christian Wilkins, DT  
2016 - Ben Boulware, LB  
Dexter Lawrence, DT  
Deshaun Watson, QB  
Christian Wilkins, DE  
2017 - Travis Etienne, RB  
Justin Falcinelli, C  
Sean Pollard, OL  
James Skalski, LB  
Alex Spence, PK  
Will Spiers, P  
K'Von Wallace, DB  
Christian Wilkins, DB  
2018 - Adam Choice, RB  
Justin Falcinelli, C  
Kendall Joseph, LB  
Trevor Lawrence, QB  
Sean Pollard, OL  
Amari Rodgers, WR  
Christian Wilkins, DT  
2019 - Justin Foster, DE  
Trevor Lawrence, QB  
Diondre Overton, WR  
Sean Pollard, OL  
James Skalski, LB  
Chad Smith, LB  
Will Spiers, P  
K'Von Wallace, S  
2020 - Matt Bockhorst, OG  
Andrew Booth Jr., CB

Braden Galloway, TE  
Trevor Lawrence, QB  
B.T. Potter, PK  
Will Putnam, OL  
Baylor Spector, LB  
Will Spiers, P  
Will Swinney, WR

## ACADEMIC ALL-AMERICANS

1956 - Charlie Bussey, QB  
1957 - Harvey White, QB  
1959 - Lou Cordileone, OT  
1971 - Don Kelley, DB  
1971 - Ben Anderson, DB  
1977 - Steve Fuller, QB  
1978 - Steve Fuller, QB  
1984 - Mike Eppley, QB  
1991 - Bruce Bratton, OT  
1994 - Ed Glenn, TE  
1995 - Andy McCrorey, LB  
1999 - Kyle Young, C; Chad Carson, LB  
2000 - Kyle Young, C; Chad Carson, LB  
2001 - Kyle Young, C; Chad Carson, LB  
2012 - Dalton Freeman, C

## ACC 50-YEAR ANNIVERSARY TEAM

Joe Bostic, OT; Jerry Butler, WR; Bennie Cunningham, TE; Jeff Davis, LB; Steve Fuller, QB; Terry Kinard, FS; Michael Dean Perry, DT; William Perry, MG; Anthony Simmons, LB

## ACC CHAMPIONSHIP GAME MVP

2009 - C.J. Spiller, RB  
2011 - Tajh Boyd, QB  
2015 - Deshaun Watson, QB  
2016 - Deshaun Watson, QB  
2017 - Kelly Bryant, QB  
2018 - Travis Etienne, RB  
2019 - Tee Higgins, WR  
2020 - Trevor Lawrence, QB

## ACC COACH-OF-THE-YEAR

Presented annually by the Atlantic Coast Sports Media Association to the outstanding coach in the conference for that season.

1958 - Frank Howard  
1966 - Frank Howard  
1974 - Red Parker  
1977 - Charley Pell  
1978 - Charley Pell  
1981 - Danny Ford  
1983 - Danny Ford (UPI)  
1999 - Tommy Bowden  
2003 - Tommy Bowden  
2009 - Dabo Swinney (Sporting News)  
2015 - Dabo Swinney  
2018 - Dabo Swinney

## ACC DEFENSIVE PLAYER-OF-THE-YEAR

1999 - Keith Adams, LB  
2004 - Leroy Hill, LB  
2006 - Gaines Adams, DE  
2010 - Da'Quan Bowers, DE  
2014 - Vic Beasley, DE  
2016 - Ben Boulware, LB (coaches)  
2018 - Clelin Ferrell, DE  
2019 - Isaiah Simmons, LB

## ACC DEFENSIVE ROOKIE-OF-THE-YEAR

2016 - Dexter Lawrence, DT  
2020 - Bryan Bresee, DT

## ACC OFFENSIVE PLAYER-OF-THE-YEAR

2009 - C.J. Spiller, RB  
2012 - Tajh Boyd, QB  
2015 - Deshaun Watson, QB  
2018 - Travis Etienne, RB  
2019 - Travis Etienne, RB  
2020 - Trevor Lawrence, QB

## ACC PLAYER-OF-THE-YEAR

Presented annually by the Atlantic Coast Sports Writers Association to the outstanding player in the conference for that season.

1967 - Buddy Gore, TB  
1977 - Steve Fuller, QB  
1978 - Steve Fuller, QB  
1981 - Jeff Davis, LB  
1984 - William Perry, MG

1987 - Michael Dean Perry, DT  
2009 - C.J. Spiller, RB  
2012 - Tajh Boyd, QB  
2015 - Deshaun Watson, QB  
2018 - Travis Etienne, RB  
2019 - Travis Etienne, RB  
2020 - Trevor Lawrence, QB

## ACC ROOKIE-OF-THE-YEAR

Presented by the Atlantic Coast Sportswriters Association to the outstanding first-year player in the conference that season.

1979 - Chuck McSwain, TB  
1987 - Terry Allen, TB  
1990 - Ronald Williams, TB  
1995 - Anthony Simmons, LB  
2005 - James Davis, RB  
2011 - Sammy Watkins, WR  
2018 - Trevor Lawrence, QB

## ACC SENIOR SCHOLASTIC AWARD

1995 - Ed Glenn, TE  
2001 - Kyle Young, C  
2002 - Chad Carson, LB  
2003 - Jeff Scott, WR  
2009 - Jimmy Maners, P  
2011 - Caleb Simmons, OL

## AFCA COACH-OF-THE-YEAR

2015 - Dabo Swinney

## AFCA ASSISTANT COACH-OF-THE-YEAR

2013 - Chad Morris, Offensive Coordinator  
2016 - Dan Brooks, Defensive Tackles

## AFCA GOOD WORKS TEAM

Presented to 22 college players and one head coach from across the country who are standouts on the field and community service.

1999 - Robert Carswell, FS  
2000 - Nick Eason, DT  
2009 - Xavier Dye, WR  
2016 - Deshaun Watson, QB  
2018 - Sean Pollard, OL  
2019 - Dabo Swinney, HC  
2020 - Trevor Lawrence, QB

## ALGERNON SYDNEY SULLIVAN AWARD

Presented to the Clemson student, chosen in recognition of excellence in maintaining high ideals of living, spiritual qualities and generous and disinterested service to others.

1956 - Joe Bowen, E  
1970 - Jim Sursavage, LB  
1994 - Warren Forney, DT  
2002 - Chad Carson, LB

## ALL-BOWL TEAM

1940 Cotton Banks McFadden, QB  
Bob Sharpe, C  
1978 Gator Joe Bostic, OG  
1979 Peach Jim Stuckey, DT  
1981 Orange Jeff Davis, LB  
1987 Citrus John Phillips, OG  
1988 Citrus Jesse Hatcher, OLB  
1989 Gator Levon Kirkland, OLB  
1990 Hall of Fame Eric Harmon, OG  
Chris Gardocki, PK  
Brentson Buckner, DT  
1993 Peach Keith Adams, LB  
1999 Peach Kyle Young, C  
2001 Humanitarian Chad Jasmin, RB  
2003 Peach Justin Miller, CB  
2012 Chick-fil-A DeAndre Hopkins, WR  
2014 Orange Tajh Boyd, QB  
Sammy Watkins, WR  
2014 Russell Athletic Grady Jarrett, DT  
2015 Orange, CFPNCG Kevin Dodd, DE  
Mitch Hyatt, OT  
Eric Mac Lain, OG  
Deshaun Watson, QB  
2016 Fiesta, CFPNCG Jay Guillermo, C  
Cordrea Tankersley, CB  
Carlos Watkins, DT  
Deshaun Watson, QB  
2018 Cotton, CFPNCG Austin Bryant, DE  
Justyn Ross, WR  
2019 Fiesta, CFPNCG Tremayne Anchrum, OT  
Jackson Carman, OT



# HONORS & AWARDS

Travis Etienne, RB  
Isaiah Simmons, LB

## ALL-SOUTH

1937 - Charlie Woods, C; Don Willis, B  
1938 - Gus Goins, E; Don Willis, B  
1939 - George Fritts, T; Bob Sharpe, C  
1939 - Banks McFadden, B  
1948 - Bobby Gage, B  
1950 - Wyndie Wyndham, LB; Bob Patton, T  
1952 - Tom Barton, DL

## ALL-SOUTH ATLANTIC

1930 - Red Fordham, C  
1934 - Randy Hinson, B  
1935 - Clarence Inabinet, G  
1935 - Bob Jones, E  
1936 - Mac Folger, B

## ALL-SIAA

1902 - Hope Sadler, E  
John Maxwell, QB  
1903 - Vet Sitton, E  
O.L. Derrick, G  
John Maxwell, QB  
Jock Hanvey, FB  
1904 - O.L. Derrick, T  
1905 - O.L. Derrick, T  
Fritz Furtick, HB  
1913 - W. A. Schletter, T  
1917 - Mutt Gee, C  
1919 - L.M. Lightsey, G  
R.C. Potts, G  
Stumpy Banks, B  
1920 - L.M. Lightsey, G

## ALL-SOUTHERN CONFERENCE

1922 - L.M. Lightsey, T  
1928 - O.K. Pressley, C  
1929 - Goat McMillan, TB  
1935 - Tom Brown, T  
Clarence Inabinet, G  
1937 - Charlie Woods, C  
Bob Bailey, B  
1938 - Gus Goins, E  
Don Willis, B  
1939 - Joe Blalock, E  
George Fritts, T  
Banks McFadden, B  
Shad Bryant, B  
1940 - Joe Blalock, E  
George Fritts, T  
Charlie Timmons, B  
1941 - Joe Blalock, E  
George Fritts, T  
Charlie Timmons, B  
1942 - Chip Clark, E  
1944 - Ralph Jenkins, C  
1945 - Ralph Jenkins, C  
Bob Turner, T  
1948 - Frank Gillespie, G  
Bobby Gage, B  
1949 - Ray Mathews, B  
1950 - Glenn Smith, E  
Fred Cone, B  
1951 - Glenn Smith, E  
Billy Hair, B  
1952 - Don King, B

## ARCHIE GRIFFIN AWARD

Presented by the Columbus (Ohio) Touchdown Club to college football's Most Valuable Player.  
2015 - Deshaun Watson, QB  
2018 - Trevor Lawrence, QB

## ARMED FORCES MERIT AWARD

Presented by the Football Writers of America.  
2014 - Daniel Rodriguez, WR

## ASSOCIATED PRESS COACH-OF-THE-YEAR

2015 - Dabo Swinney

## ATLANTA TOUCHDOWN CLUB AWARD

Given annually to the top back and lineman in the South by the Atlanta Touchdown Club.  
1977 - Steve Fuller, Back  
1979 - Jim Stuckey, Tackle  
1981 - Jeff Davis, Linebacker  
1990 - Stacy Long, Offensive Tackle

1991 - Jeb Flesch, Offensive Guard

## BANK OF AMERICA HAMILTON/MORROW AWARDS

### Most Valuable Player

1936 - Mac Folger, TB  
1937 - Red Pearson, BB  
1938 - Charlie Woods, C  
1939 - Banks McFadden, B  
1948 - Jack Miller, PK  
1950 - Fred Cone, FB  
1958 - Bill Thomas, C  
1959 - Bill Mathis, HB  
1961 - Ron Scrudato, FB  
1962 - Don Chuy, T  
1963 - Pat Crain, FB  
1964 - Hal Davis, HB  
1965 - Thomas Ray, QB  
1966 - Jimmy Addison, QB  
1967 - Harry Olszewski, OG  
1968 - Ray Yauger, TB  
1969 - Ray Yauger, TB  
1970 - Ray Yauger, TB  
1971 - Larry Hefner, LB  
1972 - Wade Hughes, TB  
1973 - Ken Pengitore, QB  
1974 - Mark Fellers, QB  
1975 - Craig Brantley, FLK  
1976 - Mike O'Cain, QB  
1977 - Steve Fuller, QB  
1978 - Steve Fuller, QB  
1979 - Bubba Brown, LB; Billy Lott, QB  
1980 - Obed Ariri, PK  
1981 - Homer Jordan, QB  
1982 - Terry Kinard, FS; Cliff Austin, TB  
1983 - Kevin Mack, FB  
1984 - William Perry, MG  
1985 - Kenny Flowers, TB  
1986 - Terrence Flagler, TB  
1987 - Michael Dean Perry, DT; John Phillips, OG  
1988 - Rodney Williams, QB; Donnell Woolford, CB  
1989 - Chris Morocco, QB; Levon Kirkland, OLB  
1990 - Chris Gardocki, PK; John Johnson, OLB  
1991 - DeChane Cameron, QB; Rob Bodine, MG  
1992 - Rodney Blunt, TB; Robert O'Neal, FS  
1993 - Terry Smith, WR; Brentson Buckner, DT  
1994 - Louis Solomon, QB; Tim Jones, LB  
1995 - Raymond Priestler, TB; Brian Dawkins, SS  
1996 - Anthony Simmons, LB; Raymond Priestler, TB  
1997 - Anthony Simmons, LB; Tony Horne, WR  
1998 - Chris Jones, LB; Mal Lawyer, WR  
1999 - Keith Adams, LB; Rod Gardner, WR  
2000 - Nick Eason, DL; Woodrow Dantzler, QB; Rod Gardner, WR  
2001 - Chad Carson, LB; Woodrow Dantzler, QB  
2002 - Nick Eason, DT; J.J. McKelvey, WR; Bryant McNeal, DE  
2003 - Leroy Hill, LB; Charlie Whitehurst, QB  
2004 - Leroy Hill, LB; Airese Currie, WR  
2005 - Tye Hill, CB; Charlie Whitehurst, QB  
2006 - Gaines Adams, DE; Chansi Stuckey, WR  
2007 - Michael Hamlin, S; Cullen Harper, QB  
2008 - Michael Hamlin, S; C.J. Spiller, RB  
2009 - DeAndre McDaniels, S; C.J. Spiller, RB  
2010 - Da'Quan Bowers, DE; Jamie Harper, RB  
2011 - Tajh Boyd, QB; Andre Branch, DE  
2012 - Tajh Boyd, QB; DeAndre Hopkins, WR; Grady Jarrett, DT; Jonathan Willard, LB  
2013 - Vic Beasley, DE; Tajh Boyd, QB; Spencer Shuey, LB; Sammy Watkins, WR  
2014 - Vic Beasley, DE; Kalon Davis, OL; Grady Jarrett, DT; Mike Williams, WR  
2015 - Wayne Gallman, RB; Shaq Lawson, DE; Deshaun Watson, QB  
2016 - Ben Boulware, LB; Jadar Johnson, S; Carlos Watkins, DT; Deshaun Watson, QB Mike Williams, WR  
2017 - Kelly Bryant, QB; Ryan Carter, CB; Clelin Ferrell, DE; Mitch Hyatt, OT; Dorian O'Daniel, LB  
2018 - Travis Etienne, RB; Clelin Ferrell, DE; Trevor Lawrence, QB; Christian Wilkins, DT  
2019 - Travis Etienne, RB; Tee Higgins, WR; Trevor Lawrence, QB; Tanner Muse, S; Isaiah Simmons, LB  
2020 - Travis Etienne, RB; Trevor Lawrence, QB; Cornell Powell, WR; Amari Rodgers, WR; Nolan Turner, S; James Skalski, LB; Baylon Spector, LB

## BEAR BRYANT AWARD

2015 - Dabo Swinney  
2016 - Dabo Swinney  
2018 - Dabo Swinney

## BLANCHARD-ROGERS TROPHY

Presented by the South Carolina Football Hall of Fame to the best college player from or in South Carolina.  
2013 - Tajh Boyd, QB  
2014 - Vic Beasley, DE  
2015 - Deshaun Watson, QB  
2016 - Deshaun Watson, QB  
2018 - Travis Etienne, RB  
2019 - Trevor Lawrence, QB

## BOB JAMES SCHOLARSHIP

Presented by the ACC to Clemson male athlete who has been an outstanding student-athlete.  
1984 - Mike Eppley, QB  
1985 - John Watson, OT  
1987 - David Treadwell, PK  
1992 - Bruce Bratton, OT

## BOBBY BOWDEN AWARD

Honoring dedication to faith, family, friends and football.  
2016 - Deshaun Watson, QB  
2018 - Hunter Renfrow, WR  
2020 - Trevor Lawrence, QB

## BOBBY DODD NATIONAL COACH-OF-THE-YEAR AWARD

2011 - Dabo Swinney

## BOWL GAME MVPs

1939 Cotton Banks McFadden, B  
1948 Gator Bobby Gage, QB  
1959 Bluebonnet Lowndes Shingler, QB  
1977 Gator Jerry Butler, WR  
1978 Gator Steve Fuller, QB  
1981 Orange Homer Jordan, QB  
Jeff Davis, LB

1985 Independence Kenny Flowers, FB  
1986 Gator Rodney Williams, QB  
1987 Citrus Rodney Williams, QB  
Dorian Mariable, LB  
Terry Allen, TB

1988 Citrus Jesse Hatcher, OLB  
1989 Gator Levon Kirkland, OLB  
1990 Hall of Fame DeChane Cameron, QB  
1991 Citrus DeChane Cameron, QB  
Chester McGlockton, DT

1993 Peach Brentson Buckner, DT  
Emory Smith, FB  
1995 Gator Peter Ford, CB  
1996 Peach Raymond Priestler, TB  
Trevor Pryce, DT

1997 Peach Rahim Abdullah, OLB  
1999 Peach Keith Adams, LB  
2000 Gator Rod Gardner, WR  
2001 Humanitarian Woodrow Dantzler, QB  
2002 Tangerine John Leake, LB  
Kevin Youngblood, WR

2003 Peach Leroy Hill, LB  
Chad Jasmin, RB  
2005 Champs Sports James Davis, RB  
2007 Chick-fil-A C.J. Spiller, RB  
2008 Gator Da'Quan Bowers, DE  
2009 Music City C.J. Spiller, RB  
2012 Chick-fil-A Tajh Boyd, QB  
2013 Orange Sammy Watkins, WR  
2014 Russell Athletic Cole Stoudt, QB  
2015 Orange Deshaun Watson, QB  
Ben Boulware, LB  
Deshaun Watson, QB

2016 Fiesta Clelin Ferrell, DE  
Deshaun Watson, QB  
Ben Boulware, LB  
2018 Cotton Trevor Lawrence, QB  
Austin Bryant, DE  
2018 CFPNCG Trevor Lawrence, QB  
Trayvon Mullen, CB

2019 Fiesta Trevor Lawrence, QB  
Chad Smith, LB

Note: Year is season, not necessarily date.

## BRANDON STREETER AWARD

Given to a Clemson student-athlete who overcomes injury to excel on the field.

1999-00 - Brandon Streeter  
2002-03 - Kevin Youngblood  
2007-08 - Jacoby Ford  
2011-12 - Phillip Price  
2017-18 - Austin Bryant  
2019-20 - Amari Rodgers  
Note: Only football players listed.

## BRIAN DAWKINS LIFETIME ACHIEVEMENT AWARD

2012 - Brian Dawkins  
2013 - Bill Smith  
2014 - Warren Forney  
2015 - Jerry Butler  
2016 - Jeff Davis  
2017 - Mark Richardson  
2018 - Michael Allen  
2019 - Michael Dean Perry  
2020 - Carl Martin

## BRIAN PICCOLO AWARD

Presented by the Atlantic Coast Conference to the year's most courageous football player in memory of the late Wake Forest and Chicago Bear halfback.  
1978 - Rex Varn, DB  
1980 - Jack Cain, DB  
1986 - Ray Williams, WR  
1995 - Warren Forney, DT

## BRONKO NAGURSKI AWARD

National Award given by Football Writers Association to the nation's top defensive player.  
2010 - Da'Quan Bowers, DE

## BURLSWORTH TROPHY

Presented to the nation's most outstanding player who began his career as a walk-on.  
2018 - Hunter Renfrow, WR

## BUTKUS AWARD

Presented to the nation's most outstanding linebacker.  
2019 - Isaiah Simmons, LB

## CAMPBELL TROPHY

Presented by National Football Foundation and known as the "Academic Heisman Trophy."  
2018 - Christian Wilkins, DL

## CBS DEFENSIVE PLAYER-OF-THE-YEAR

National Award given by CBS Sports and Chevrolet to the nation's outstanding defensive player.  
1982 - Terry Kinard, DB

## CBS SPORTS COACH-OF-THE-YEAR

2015 - Dabo Swinney

## CHIC HARLEY AWARD

Presented to the nation's top player by the Touchdown Club of Columbus (Ohio).  
2016 - Deshaun Watson

## CITIZENS SAVINGS ATHLETIC FOUNDATION HALL OF FAME

Recognition from the Citizen Savings Foundation (formerly the Helms Athletic Foundation), located in Los Angeles, Calif.

**Athletic Director** - Frank Howard, 1941-71 (Elected 1979)

**Coach** - Frank Howard, 1940-69 (Elected 1973)

**Player** - Banks McFadden, Back 1937-38-39 (Elected 1969)

**SID** - Bob Bradley, 1954-89 (Elected 1972); Joe Sherman, 1934-47 (Elected 1980)

**Athletic Trainer** - Fred Hoover, 1958-98 (Elected 1982)

## CLEMSON RING OF HONOR

Member (Retired Jersey)	Clemson	Inducted
Banks McFadden (#66)	1937-69	1994
Frank Howard	1931-69	1994
Steve Fuller (#4)	1975-78	1994
Jeff Davis (#45)	1978-81	1995
Fred Cone (#31)	1948-50	1997
Jerry Butler (#15)	1975-78	1999
Terry Kinard (#43)	1979-82	2001
Bob Bradley (SID)	1955-89	2005
1981 Team	1981	2006
Danny Ford	1978-89	2013
Levon Kirkland (#44)	1988-91	2019

# HONORS & AWARDS

## CLEMSON UNIVERSITY DISTINGUISHED SERVICE AWARD

1963 - Roy Pearce ('41)  
Bob Jones ('30)  
Porter Caughman ('08)  
1965 - Walter Cox ('39)  
1966 - Banks McFadden ('40)  
1967 - Rhett Turnipseed ('22)  
John M. Flemming ('26)  
1968 - James Gee ('17)  
Claude Hayden ('12)  
1970 - States R.G. Finley ('18)  
1977 - Herman Nimitz ('17)  
1979 - Jesse H. Yarborough ('30)  
1980 - Gene Willimon ('33)  
1981 - Louis P. Batson, Jr. ('48)  
1982 - Bill McLellan ('54)  
1983 - Phil Prince ('49)  
Billy G. Rogers ('49)  
1984 - Bill Hunter ('45)  
1986 - Wallace Roy ('26)  
1987 - John Tice ('55)  
1992 - Lawrence Gressette ('92)  
2002 - John E. Walker ('58)  
2003 - Charlie Bussey ('57)  
2008 - Randy Smith ('66)  
2013 - Jimmy Addison ('68)  
2017 - Rich Davies ('86)  
2018 - Bill Smith ('82)  
2020 - Jimmy Bell ('65)

## COLLEGE FOOTBALL HALL OF FAME ALL-DECADE TEAM

Presented to the top players of the decade.  
2010s - Deshaun Watson, QB  
2010s - Christian Wilkins, DL

## DANNY FORD SCHOLARSHIP AWARD

2009 - Jess Bowers, DL  
2010 - Michael Wade, QB/S  
2011 - Dawson Zimmerman, P  
2012 - Chandler Catanzaro, PK  
2013 - Andrew Maass, WR  
2014 - David Estes, LS  
2015 - Alex Spence, PK  
2016 - Alex Spence, PK  
2017 - Hall Morton, S  
2018 - Alex Spence, PK  
2019 - Max May, WR  
2020 - David Cote, LB  
Max May, WR  
Elijah Turner, S

## DAVEY O'BRIEN AWARD

Presented to the nation's top quarterback.  
2015 - Deshaun Watson, QB  
2016 - Deshaun Watson, QB

## DISNEY SPIRIT AWARD

Presented to the nation's most inspirational player, coach, team or figure.  
2020 - Darien Rencher, RB

## EARL H. BLAIK FELLOWSHIP

A scholarship given annually, sponsored by the NCAA, to a deserving scholar-athlete in the memory of the legendary Army West Point coach, Earl Blaik.  
1964 - Jimmy Bell, QB

## EDDIE ROBINSON NATIONAL COACH-OF-THE-YEAR

1981 - Danny Ford  
2015 - Dabo Swinney

## ESPN ALL-TIME TEAM

College football's top-150 players as selected by ESPN in 2019.  
Deshaun Watson (101)

## FCA NATIONAL COACH-OF-THE-YEAR

2014 - Dabo Swinney

## FEDEX ORANGE BOWL FWAA COURAGE AWARD

2006 - Ray Ray McElrathbey, CB  
2012 - Daniel Rodriguez, WR

## FRANCIS AWARD

Presented for Leadership

1988 - Jeff Bak, C  
1989 - Wesley McFadden, FB  
1990 - Stacy Fields, TE

1991 - Rob Bodine, MG  
1992 - Ashley Sheppard, OLB  
1993 - Richard Moncrief, QB  
1994 - Tim Jones, LB  
1995 - Warren Forney, DT  
1996 - Raymond White, DT  
1997 - Lamont Hall, TE  
1998 - Donald Broomfield, DT  
1999 - Brandon Streeter, QB  
2000 - Chad Carson, LB; Kyle Young, C  
2001 - Chad Carson, LB  
2002 - Jackie Robinson, WR  
2003 - Tony Elliott, WR  
2004 - Tommy Sharpe, C  
2005 - Tye Hill, CB  
2006 - Anthony Waters, LB  
2007 - Cullen Harper, QB; Michael Hamlin, S  
2008 - Jock McKissic, DT  
2009 - Thomas Austin, OG  
2010 - Marcus Gilchrist, CB  
2011 - Dwayne Allen, TE  
2012 - Dalton Freeman, C  
2013 - Tajh Boyd, QB  
2014 - Grady Jarrett, DT  
2015 - Eric Mac Lain, OG  
2016 - Ben Boulware, LB  
2017 - Maverick Morris, OL  
Dorian O'Daniel, LB  
2018 - Adam Choice, RB  
Celin Ferrell, DE  
Mitch Hyatt, OT  
Kendall Joseph, LB  
Hunter Renfrow, WR  
Christian Wilkins, DT  
2019 - Tremayne Anchrum, OT  
Tanner Muse, S  
2020 - Trevor Lawrence, QB  
James Skalski, LB  
Nolan Turner, S

## FRANK BROYLES AWARD

Presented to the nation's top assistant coach.  
2016 - Brent Venables  
2017 - Tony Elliott

## FRANK HOWARD AWARD

For achievement bringing honor to Clemson.  
1970 - Charlie Waters  
1971 - Jim Sursavage  
1972 - John McMakin  
1973 - Ben Anderson  
1975 - Bennie Cunningham  
1978 - Steve Fuller  
1979 - Steve Fuller  
Jerry Butler  
1981 - Obed Ariri  
1982 - National Championship Football Team  
1983 - Terry Kinard  
2009 - Jacoby Ford  
2011 - Da'Quan Bowers  
2013 - Tajh Boyd  
2014 - Sammy Watkins  
2019 - Christian Wilkins

## GENE STALLINGS HUMANITARIAN AWARD

2014 - Dabo Swinney

## GEORGE MUNGER COACH-OF-THE-YEAR

2015 - Dabo Swinney

## HAMPSHIRE SOCIETY INDUCTEES

2011 - Dawson Zimmerman, P  
2012 - Jaron Brown, WR  
Dalton Freeman, C  
2013 - Chandler Catanzaro, PK  
2018 - Justin Falcinelli, C  
Austin Spence, LS  
Christian Wilkins, DT  
Garrett Williams, TE  
2019 - Diondre Overton, WR  
Patrick Phibbs, LS  
Sean Pollard, OL  
Chad Smith, LB  
2020 - Trevor Lawrence, QB

## HOME DEPOT COACH-OF-THE-YEAR

2015 - Dabo Swinney

## TIGERS IN TOP 10 OF HEISMAN TROPHY VOTING

Year	Player	Pos.	Cl.	1	2	3	Points	Finish
1939	Banks McFadden	QB	Sr.	NA	NA	NA	NA	8
1978	Steve Fuller	QB	Sr.	19	6	13	82	T-6
2009	C.J. Spiller	RB	Sr.	26	31	83	223	6
2015	Deshaun Watson	QB	So.	148	240	241	1165	3
2016	Deshaun Watson	QB	Jr.	269	302	113	1524	2
2018	Travis Etienne	RB	So.	0	6	17	29	7
2019	Trevor Lawrence	QB	So.	3	25	29	88	7
	Travis Etienne	RB	Jr.	0	7	11	25	9
2020	Trevor Lawrence	QB	Jr.	222	176	169	1187	2

## IPTAY ATHLETE-OF-THE-YEAR

Presented by Mr. & Mrs. Eugene P. Willimon to Clemson's most outstanding athlete based on athletic accomplishments with consideration of character, leadership and academics.

1978-79 Steve Fuller  
1982-83 Terry Kinard  
1997-98 Anthony Simmons  
2000-01 Rod Gardner  
2005-06 Tye Hill  
2006-07 Gaines Adams  
2009-10 C.J. Spiller  
2019-20 Isaiah Simmons  
2020-21 Trevor Lawrence

## JACK LAMBERT AWARD

Presented to the nation's top senior linebacker.  
2016 - Ben Boulware

## JACOBS BLOCKING TROPHY (ACC)

Presented annually by Hugh & William Jacobs of Clinton, S.C., in memory of their late father, Dr. William P. Jacobs, to the ACC's outstanding blocker, based on a vote by ACC assistants.  
1959 - Doug Cline, FB  
1966 - Wayne Mass, T  
1967 - Harry Olszewski, G  
1977 - Joe Bostic, G  
1983 - James Farr, G  
1987 - John Phillips, OG  
2017 - Mitch Hyatt, OT  
2018 - Mitch Hyatt, OT

## JACOBS BLOCKING TROPHY (STATE)

Presented annually by Hugh and William Jacobs (Clinton, S.C.) in memory of their father, Dr. William P. Jacobs, to the outstanding blocker in the state, based on a vote of assistant coaches.  
1928 - O.D. Padgett, BB  
1930 - Grady Salley, WB  
1937 - Don Willis, FB  
1938 - Don Willis, FB  
1942 - Marion Craig, BB  
1944 - Alton Cumbie, BB  
1945 - Alton Cumbie, BB  
1948 - Robert Martin, BB  
1950 - Dick Hendley, BB  
1955 - Dick Marazza, T  
1957 - Bill Thomas, C  
1959 - Doug Cline, FB  
1965 - Bo Ruffner, FB  
1966 - Wayne Mass, T  
1967 - Harry Olszewski, G  
1968 - Joe Lhotsky, T  
1970 - Dave Thompson, G  
1973 - Ken Peeples, T  
1974 - Ken Peeples, G  
1977 - Joe Bostic, G  
1978 - Joe Bostic, G  
1982 - Bob Mayberry, T  
1983 - James Farr, OG  
1986 - John Phillips, OG  
1987 - John Phillips, OG  
1990 - Stacy Long, OT  
1991 - Jeb Flesch, OG  
1992 - Stacy Seegars, OG

## JIM TATUM AWARD

Presented to the top scholar among ACC football players.

1994 - Ed Glenn, TE  
2001 - Kyle Young, C  
2018 - Christian Wilkins, DT

## KEITH JACKSON AWARD OF EXCELLENCE

Presented by ESPN and Cingular Wireless  
2006 - Ray Ray McElrathbey, CB

## MACKEY AWARD

National award given to the nation's top tight end.  
2011 - Dwayne Allen, TE

## MANNING AWARD

Presented to the nation's top quarterback.

2015 - Deshaun Watson  
2016 - Deshaun Watson

## McFADDEN AWARD

Presented to top college football player in South Carolina by the Greenville Touchdown Club.

1993 - Terry Smith, WR  
1996 - Anthony Simmons, LB  
1997 - Anthony Simmons, LB  
1999 - Keith Adams, LB  
2001 - Woodrow Dantzler, QB  
2003 - Charlie Whitehurst, QB  
2006 - Gaines Adams, DE  
2007 - Cullen Harper, QB  
2009 - C.J. Spiller, RB  
2011 - Sammy Watkins, WR  
2012 - Tajh Boyd, QB  
2013 - Sammy Watkins, WR  
2014 - Vic Beasley, DE  
2015 - Deshaun Watson, QB  
2016 - Deshaun Watson, QB

## McKEVLIN AWARD

Given annually to the Athlete-of-the-Year in the Southern Conference and/or ACC.

1947-48 Frank Gillespie  
2015-16 Deshaun Watson  
2016-17 Deshaun Watson  
2020-21 Trevor Lawrence

## NATIONAL AWARD CANDIDATES

Year	Player	Award	Final
1939	Banks McFadden	Heisman	8
1982	Terry Kinard	CBS Defensive	1
1983	William Perry	Outland	10
1984	William Perry	Lombardi	4
1987	Michael Dean Perry	Outland	3
1990	Stacy Long	Outland	3
	Levon Kirkland	Butkus	5
1991	Ed McDaniel	Butkus	4
1997	Tony Horne	Biletnikoff	10
	Anthony Simmons	Butkus	10
1998	Antwan Edwards	Thorpe	10
1999	Keith Adams	Football News Defensive	15
2000	Keith Adams	Bednarik	3
		Butkus	3
		Football News Defensive	5
	Kyle Young	Rimington	3
	Chad Speck	Tatupu	5
	Woodrow Dantzler	O'Brien	8
	Rod Gardner	Biletnikoff	10
	Robert Carswell	Thorpe	12
2001	Kyle Young	Rimington	5
	Woodrow Dantzler	O'Brien	12
2002	Aaron Hunt	Groza	20
2004	Justin Miller	Thorpe	12
2005	Jad Dean	Groza	3
	Tye Hill	Thorpe	3
2006	Gaines Adams	Nagurski	5
		Hendricks	6
		Lombardi	12
		Bednarik	16
	James Davis	Walker	10
2008	Cullen Harper	Unitas	10



# HONORS & AWARDS

2009	C.J. Spiller	Walker	4
		Heisman	6
2010	Da'Quan Bowers	Hendricks	1
		Nagurski	1
		Bednarik	3
		Lombardi	3
	Dawson Zimmerman	Guy	10
2011	Dwayne Allen	Mackey	1
	Andre Branch	Hendricks	6
	Dalton Freeman	Rimington	6
	Tajh Boyd	O'Brien	10
		Maxwell	16
	Sammy Watkins	Biletnikoff	10
		Walter Camp	10
	Dawson Zimmerman	Wuerffel	13
	Chandler Catanzaro	Groza	20
2012	Dalton Freeman	Rimington	6
	Tajh Boyd	Manning	10
		Unitas	15
		Walter Camp	15
		O'Brien	16
	DeAndre Hopkins	Biletnikoff	10
	Chandler Catanzaro	Groza	20
2013	Sammy Watkins	Biletnikoff	3
	Tajh Boyd	Unitas	5
		Manning	10
		Maxwell	16
		O'Brien	16
	Vic Beasley	Hendricks	6
		Lombardi	12
		Bednarik	16
	Spencer Shuey	Lott	20
2014	Vic Beasley	Bednarik	3
		Lombardi	4
		Hendricks	5
		Lott	15
	Stephone Anthony	Butkus	15
	Ammon Lakip	Groza	20
2015	Deshaun Watson	Griffin	1
		Manning	1
		O'Brien	1
		Heisman	3
		Walter Camp	3
	Jordan Leggett	Mackey	3
	Shaq Lawson	Lombardi	4
		Nagurski	5
		Hendricks	6
		Bednarik	20
	Mackensie Alexander	Thorpe	16
2016	Deshaun Watson	Bowden	1
		Harley	1
		Manning	1
		O'Brien	1
		Unitas	1
		Heisman	2
		Walter Camp	3
		Maxwell	3
	Ben Boulware	Lambert	1
	Jordan Leggett	Mackey	3
	Christian Wilkins	Nagurski	5
		Bednarik	18
	Cordrea Tankersley	Thorpe	16
		Bednarik	18
	Greg Huegel	Groza	20
2017	Christian Wilkins	Willis	1
	Dorian O'Daniel	Bowden	3
		Butkus	5
	Clelin Ferrell	Hendricks	5
	Kelly Bryant	Manning	11
	Dexter Lawrence	Bednarik	18
2018	Clelin Ferrell	Hendricks	1
		Bednarik	20
	Trevor Lawrence	Griffin	1
		Manning	11
		O'Brien	16
	Hunter Renfrow	Bowden	1
		Burlsworth	1
	Christian Wilkins	Campbell	1
		Bednarik	3
		Outland	3
		Lott	4
		Nagurski	5
		Lombardi	7
	Travis Etienne	Walker	3
		Heisman	7
		Maxwell	20
	Tre Lamar	Butkus	5
	Mitch Hyatt	Outland	8
2019	Isaiah Simmons	Butkus	1

		Bednarik	3
		Lott	4
		Nagurski	5
		Walter Camp	20
	John Simpson	Outland	6
	Trevor Lawrence	Heisman	7
		Sullivan	10
		Manning	12
		O'Brien	16
		Walter Camp	20
	Travis Etienne	Heisman	9
		Walker	10
		Maxwell	20
		Walter Camp	20
	Tanner Muse	Thorpe	14
2020	Trevor Lawrence	Bowden	1
		Heisman	2
		Maxwell	3
		O'Brien	3
		Lombardi	4
		Unitas	5
		Walter Camp	5
		Manning	12
	Travis Etienne	Hornung	5
		Walker	10
		Maxwell	18
		Walter Camp	20
	Will Spiers	Burlsworth	10
	Amari Rodgers	Biletnikoff	11
	B.T. Potter	Groza	20

## NATIONAL COORDINATOR-OF-THE-WEEK

Year	Player	Opponent	Outlet
2011	Chad Morris	Auburn	Rivals
	Kevin Steele	Virginia Tech	Rivals

## NATIONAL COORDINATOR-OF-THE-YEAR

Year	Coordinator	Position	Outlet
2011	Chad Morris	OC	Rivals
2014	Brent Venables	DC	Football Scoop
2015	Brent Venables	DC	Rivals

## NATIONAL FOOTBALL FOUNDATION HALL OF FAME

These men have received the highest honor the game of football accords in their selection to the Hall of Fame, which is located in Atlanta, Ga.

### Coaches

John Heisman, 1900-03 (Inducted 1954)  
 Jess Neely, 1931-39 (Inducted 1971)  
 Frank Howard, 1940-69 (Inducted 1989)  
 Danny Ford, 1978-89 (Inducted 2017)

### Players

Banks McFadden (B), 1937-39 (Inducted 1959)  
 Terry Kinard (S), 1979-82 (Inducted 2001)  
 Jeff Davis (LB), 1978-81 (Inducted 2007)  
 C.J. Spiller (RB), 2006-09 (Inducted 2021)

## NATIONAL FOOTBALL FOUNDATION & HOF SCHOLAR-ATHLETE AWARD

Given for excellence in football and academics (carries a stipend for postgraduate work).

1964 - Jimmy Bell, QB  
 1968 - Jimmy Addison, QB  
 1972 - Ben Anderson, DB  
 1978 - Steve Fuller, QB  
 2001 - Kyle Young, C  
 2018 - Christian Wilkins, DT

## NATIONAL FRESHMAN-OF-THE-YEAR

Year	Player	Outlet
1995	Anthony Simmons	UPI
2011	Sammy Watkins	College Football News
		Rivals
		Sporting News

## NATIONAL PLAYER-OF-THE-WEEK

Year	Player	Opponent	Outlet
1951	Glenn Smith	Auburn	AP
1958	Harvey White	Vanderbilt	AP
1974	Ken Callicutt	North Carolina	UPI
	Willie Anderson	South Carolina	SI
1978	Bubba Brown	NC State	SI
1980	Willie Underwood	South Carolina	SI
1995	Brian Dawkins	Duke	SI
1999	Brandon Streeter	Virginia	USA
	Keith Adams	Duke	Nagurski
2000	Woodrow Dantzler	Virginia	CNN.com
2001	Woodrow Dantzler	Georgia Tech	USA

		NC State	SN,
		CollegeFootballNews.com,	SI.com
2005	Jad Dean	Texas A&M	USA
2006	James Davis	Georgia Tech	WC,
		USA, Rivals.com	
2009	DeAndre McDaniel	Miami (Fla.)	Nagurski
	C.J. Spiller	Miami (Fla.)	WC
2011	Sammy Watkins	Maryland	Capital One Cup
			Rivals
	Tajh Boyd	Auburn	Manning
		Florida State	Manning
		Maryland	Manning
		North Carolina	Manning,
			Capital One Cup
	Kourtnei Brown*	North Carolina	WC
2012	Andre Ellington	Auburn	Maxwell
	Jonathan Meeks	Virginia Tech	Thorpe
	Tajh Boyd	NC State	WC
2013	Tajh Boyd	Georgia	Athlon
			Maxwell
	Vic Beasley	NC State	Bednarik
2014	Deshaun Watson	North Carolina	Capital One,
			Manning
2015	Deshaun Watson	Boston College	O'Brien
		NC State	Capital One,
			WC, Maxwell
		Syracuse	FWAA
2016	Ben Boulware	Louisville	Bednarik,
			Lott, Nagurski
	Deshaun Watson	Louisville	O'Brien,
			WC
		Florida State	O'Brien
		South Carolina	Manning
2017	Austin Bryant	Auburn	WC,
			Nagurski
	Dorian O'Daniel	Virginia Tech	Nagurski
2019	Travis Etienne	Georgia Tech	WC
	Isaiah Simmons	Syracuse	Lott, WC
2020	Baylon Spector	Virginia	WC

\* - defense

## NATIONAL TEAM-OF-THE-WEEK

Year	Opponent	Outlet
2003	Florida State	Football Writers
2011	Florida State	Football Writers
2015	North Carolina	Football Writers

## NATION'S MOST VERSATILE ATHLETE

Banks McFadden, 1939-40

## NCAA POSTGRADUATE SCHOLARSHIP

Given to a deserving scholar-athlete who is entering postgraduate work in conjunction with NCAA scholarship fund.

1964 - Jimmy Bell  
 1968 - Jimmy Addison  
 1972 - Ben Anderson  
 1979 - Steve Fuller  
 1985 - John Watson  
 2001 - Kyle Young

## NCAA TOP-FIVE AWARD

Given by the NCAA to the nation's top five outstanding senior student-athletes of the preceding calendar year.

1979 - Steve Fuller, Football

## PHIL STEELE COACH-OF-THE-YEAR

2015 - Dabo Swinney

## PRO FOOTBALL HALL OF FAME

2018 - Brian Dawkins

## RENWICK-FLANDERS AWARD

### Most Improved Player

1973 - Curt Buttermore, OG  
 1974 - Mark Fellers, QB  
 1975 - Jimmy Weeks, OT  
 1976 - Bubba Brown, LB  
 1977 - Steve Ryan, FS  
 1978 - Lester Brown, TB  
 1979 - Jeff Davis, LB  
 1980 - Lee Nanne, OT  
 1981 - Brad Fisher, OT  
 1982 - Brian Butcher, OT  
 1983 - Bob Pauling, PK  
 1984 - Reid Ingle, OT  
 1985 - John Watson, OT  
 1986 - Tony Stephens, MG

1987 - Tony Stephens, MG  
 1988 - Mark Drag, MG  
 1989 - Hank Phillips, C  
 1990 - Arlington Nunn, SS  
 1991 - Rodney Blunt, TB  
 1992 - Warren Forney, DT  
 1993 - Tim Jones, LB  
 1994 - Andre Carter, FS  
 1995 - Patrick Sapp, OLB  
 1996 - Jamie Trimble, C  
 1997 - Lorenzo Bromell, DE  
 1998 - Kyle Young, OG  
 1999 - Dextra Polite, CB  
 2000 - Nick Eason, DE  
 2001 - Derrick Hamilton, WR  
 2002 - Justin Miller, CB  
 2003 - Tye Hill, CB  
 2004 - Tye Hill, CB  
 2005 - Chansi Stuckey, WR  
 2006 - Cole Chason, P  
 2007 - Cullen Harper, QB  
 2008 - Jacoby Ford, WR  
 2009 - Rashard Hall, S  
 2010 - Jarvis Jenkins, DT  
 2011 - Chandler Catanzaro, PK  
 2012 - Grady Jarrett, DT  
 2013 - Stephone Anthony, LB  
 Roderick McDowell, RB  
 2014 - Tony Steward, LB  
 Reid Webster, OL  
 2015 - Jay Guillermo, C  
 Cordrea Tankersley, CB  
 2016 - Tyrone Crowder, OG  
 C.J. Fuller, RB  
 Kendall Joseph, LB  
 Nick Schuessler, QB  
 2017 - Austin Bryant, DE  
 J.D. Davis, LB  
 Justin Falcinelli, C  
 Tavien Feaster, RB  
 D.J. Greenlee, TE  
 Albert Huggins, DT  
 Trayvon Mullen, CB  
 Austin Spence, LS  
 2018 - Chase Brice, QB  
 Gage Cervenka, OL  
 Albert Huggins, DT  
 Denzel Johnson, S  
 Isaiah Simmons, LB  
 John Simpson, OG  
 Nolan Turner, S  
 2019 - Jackson Carman, OT  
 Derion Kendrick, CB  
 Luke Price, TE  
 Chad Smith, LB  
 Baylon Spector, LB  
 Will Spiers, P  
 K'Von Wallace, S  
 2020 - Andrew Booth Jr., CB  
 Jack Maddox, LS  
 Justin Mascoll, DE  
 Jordan McFadden, OT  
 Chez Mellusi, RB  
 Cornell Powell, WR  
 Will Putnam, OL  
 Baylon Spector, LB  
 Jake Venables, LB  
 Lannden Zanders, S

## RETIRED NUMBERS

#4 Steve Fuller, QB  
 #28 C.J. Spiller, RB  
 #66 Banks McFadden, B

## R.F. POOLE AWARD

Recognition of best Tiger offensive and defensive players in the Clemson-South Carolina game.

Year	Offense	Defense
1971	Tommy Kendrick	Larry Hefner
1972	Heidi Davis	Jim Williamson
1973	Smiley Sanders	Mike Buckner
1974	Ken Callicutt	Willie Anderson
1975	Harold Goggins	G.G. Galloway
1976	Tracy Perry	Rex Varn
1977	Steve Fuller	Roy Epps
1978	Lester Brown	Bubba Brown
1979	Obed Ariri	Jim Stuckey
1980	Homer Jordan	Willie Underwood
1981	Chuck McSwain	Bill Smith

# HONORS & AWARDS

TERRY KINARD WAS NAMED TO SPORTS ILLUSTRATED'S ALL-CENTURY TEAM.



1982 - Homer Jordan	Terry Kinard
1983 - Stacey Driver	James Robinson
1984 - Steve Reese	Terence Mack
1985 - Kenny Flowers	Raymond Chavous
1986 - Ricardo Hooper	Donnell Woolford
1987 - Danny Pearman	Donnell Woolford
1988 - Rodney Williams	Jesse Hatcher
1989 - Rodney Fletcher	Levon Kirkland
1990 - Ronald Williams	Chester McGlockton
1991 - DeChane Cameron	Levon Kirkland
1992 - Les Hall	Tim Jones
1993 - Emory Smith	Andre Humphrey
1994 - Lamont Pegues	Mike Barber
1995 - Antwan Wyatt	Leomont Evans
1996 - Raymond Priestler	Dexter McClellan
1997 - Nealon Greene	Antwan Edwards
1998 - Javis Austin	Howard Bartley
1999 - Woodrow Dantzler	Keith Adams
2000 - Rod Gardner	Chad Carson
2001 - Kyle Young	Khaleed Vaughn
2002 - Charlie Whitehurst	Bryant McNeal
2003 - Chad Jasmin	Maurice Fountain
2004 - Reggie Merriweather	Leroy Hill
2005 - James Davis	Jamaal Fudge
2006 - C.J. Spiller	Jock McKissic
2007 - Aaron Kelly	Chris Chancellor
2008 - Starting Offensive Line	Chris Chancellor, Chris Clemons
2009 - Michael Palmer	Jamie Cumbie
2010 - DeAndre Hopkins	Brandon Thompson
2011 - Andre Ellington	Rashard Hall
2012 - Andre Ellington	Xavier Brewer
2013 - Brandon Thomas	Grady Jarrett
2014 - 8 players	11 players
2015 - Deshaun Watson	Kevin Dodd
2016 - Mike Williams	Ben Boulware
2017 - Hunter Renfrow	Ryan Carter
2018 - Offensive Line	Austin Bryant
2019 - Gage Cervenka, Tee Higgins, Trevor Lawrence	K'Von Wallace

## SENIOR CLASS AWARD

Year	Player, Pos.	Final
2011	Dawson Zimmerman, P	10
2012	Rashard Hall, S	31
2018	Christian Wilkins, DT	10

## SHINGLER/DR. R.C. EDWARDS SPORTSMANSHIP AWARD (Athletic Department-Wide Award)

1979 - Charlie Bauman, MG
1981 - Jack Cain, DB
1982 - Jerry Gaillard, WR
1983 - Mike Eppley, QB
1985 - Mike Eppley, QB
1986 - Andy Newell, P
1987 - Bill Spiers, P

1988 - David Treadwell, PK
1989 - Rodney Williams, QB
1990 - Wesley McFadden, RB
1991 - Chris Gardocki, PK
1995 - Warren Forney, DT
2000 - Brandon Streeter, QB
2002 - Chad Carson, LB
2004 - Tony Elliott, WR
2006 - Charlie Whitehurst, QB

## SILVER ANNIVERSARY ACC TEAM

Selected by the ACC Sports Writers Association honoring the players who participated in the conference during the first 25 years.  
Harry Olszewski, OG, 1965-67 (selected in 1977)

## SILVER ANNIVERSARY ALL-AMERICAN

Selected by Sports Illustrated honoring successful men who played college football in 1932.  
Buck Priestler, HB, Class of 1932 (selected in 1957)

## SOUTH CAROLINA ATHLETIC HALL OF FAME

1960 - Banks McFadden
1961 - Frank Howard
1968 - Rock Norman
1969 - Joe Blalock
1973 - Fred Cone
1974 - Joel Wells
1976 - Bob Jones
1977 - Bill Mathis
1978 - Bobby Gage, John Heisman
1979 - Bill A. Hudson, Bob Hudson, Bob Sharpe
1980 - Charlie Waters
1981 - Jess Neely
1982 - Danny Ford
1986 - Dwight Clark, B.C. Inabinet
1987 - Tom Barton
1990 - Harry Olszewski
1991 - Steve Fuller
1993 - Mac Folger, Bennie Cunningham, Bob Jones
1995 - Jim Stuckey
1997 - Jerry Butler
1999 - Jeff Bostic
2000 - Buddy Gore
2001 - Bob Bradley, Jeff Davis
2002 - Terry Kinard
2003 - Perry Tuttle
2004 - Jeff Bryant, Dreher Gaskin
2005 - Gary Barnes, Michael Dean Perry, William Perry
2007 - Bill Spiers
2008 - Levon Kirkland
2010 - Joe Bostic
2011 - Chester McGlockton, Gene Moore
2013 - Homer Jordan, Bill McLellan, Jim Phillips

2014 - Brian Dawkins, Rodney Williams
2015 - Terry Allen
2017 - Bobby Johnson, Donnell Woolford
2019 - Chris Gardocki
2020 - C.J. Spiller

## SPORTING NEWS COACH-OF-THE-YEAR

2015 - Dabo Swinney
---------------------

## SPORTS ILLUSTRATED COACH-OF-THE-YEAR

2015 - Dabo Swinney
---------------------

## SPORTS ILLUSTRATED'S ALL-CENTURY TEAM

Terry Kinard, S

## SUPER 11

Awarded to the top-11 athletic communications offices in the nation.

2009 - Football Writers
2010 - Football Writers
2015 - Football Writers
2016 - Football Writers
2017 - Football Writers
2018 - Football Writers
2019 - Football Writers
2020 - Football Writers

## SWEDEN NELSON SPORTSMANSHIP AWARD

Selected by the Boston Touchdown Club and awarded to the player who most exemplifies sportsmanship in college athletics.

1953 - Don King, B
--------------------

## TEAGUE AWARD

Given annually and selected by the sportswriters in North Carolina and South Carolina to the Amateur Athlete-of-the-Year in the two states.

1940 - Banks McFadden
1950 - Fred Cone

## TED HENDRICKS AWARD

Presented to the nation's top defensive end.

2010 - Da'Quan Bowers, DE
2018 - Clelin Ferrell, DE

## TIME100 NEXT LIST

A list of 100 emerging leaders who are shaping the future.

2020 - Trevor Lawrence, QB
----------------------------

## UNITAS AWARD

Presented to the nation's top senior quarterback.

2016 - Deshaun Watson
-----------------------

## ACC PLAYER-OF-THE-WEEK LEADERS

### SEASON

Rk	Player	Pos.	Year	POTW
1.	Keith Adams	LB	1999	5
2.	James Robinson	DT	1983	4
	Deshaun Watson	QB	2015	4
	Travis Etienne	RB	2019	4
	Trevor Lawrence	QB	2020	4

Note: Does not include rookie-of-the-week selections.

### CAREER

Rk	Player	Pos.	Years	POTW
1.	Tajh Boyd	QB	2010-13	9
2.	Deshaun Watson	QB	2014-16	8
3.	Keith Adams	LB	1998-00	7
	Sammy Watkins	WR	2011-13	7
	Mitch Hyatt	OT	2015-18	7
	Travis Etienne	RB	2017-20	7
	Trevor Lawrence	QB	2018-20	7

Note: Does not include rookie-of-the-week selections.

### BY POSITION

Pos.	Season	Career
OL	3, many (4), many times (5)	7, Mitch Hyatt (2015-18)
QB	4, many (2)	9, Tajh Boyd (2010-13)
RB	4, Travis Etienne (2019)	7, Travis Etienne (2017-20)
WR	3, Sammy Watkins (2011,13)	7, Sammy Watkins (2011-13)
DL	4, James Robinson (1983)	5, Vic Beasley (2011-14)
LB	5, Keith Adams (1999)	7, Keith Adams (1998-00)
DB	2, many (8)	4, Terry Kinard (1979-82)
ST	3, David Richardson (1997)	4, David Richardson (1995-98)

Note: Only includes selections at the listed position.

## ROOKIE-OF-THE-WEEK

Rk	Player	Pos.	Year	ROTW
1.	Trevor Lawrence	QB	2018	5
2.	Anthony Simmons	LB	1995	4
	Sammy Watkins	WR	2011	4
4.	Chuck McSwain	TB	1979	3
	James Davis	RB	2005	3
	C.J. Spiller	RB	2006	3
	Deshaun Watson	QB	2014	3

## USA TODAY ALL-DECADE TEAM

Presented to the top-22 players of the decade.  
1980s - Terry Kinard, FS

## USA TODAY PLAYER-OF-THE-DECADE

2010s - Deshaun Watson, QB

## WALTER CAMP COACH-OF-THE-YEAR

2015 - Dabo Swinney

## WEAVER-JAMES CORRIGAN POSTGRADUATE SCHOLARSHIP

Given by the ACC to a deserving scholar-athlete in memory of ACC Commissioners.

1972 - Ben Anderson
1978 - Steve Fuller
1995 - Ed Glenn
1996 - Andye McCrorey
2002 - Chad Carson, Kyle Young
2003 - Jackie Robinson
2004 - Tony Elliott
2007 - Thomas Hunter
2010 - Michael Wade
2011 - Dawson Zimmerman
2012 - Rashard Hall
2013 - Chandler Catanzaro
2016 - Deshaun Watson
2018 - Christian Wilkins

## WILLIS AWARD

Presented by the Touchdown Club of Columbus (Ohio) to the defensive lineman-of-the-year.

2017 - Christian Wilkins
--------------------------

## WOODY HAYES AWARD

Presented by the Touchdown Club of Columbus (Ohio) to the coach-of-the-year.

1981 - Danny Ford
2018 - Dabo Swinney



# ALL-AMERICANS

Year	Player	Pos.	AP	UPI	FC	FW	WC	SN	FN	Other
1928	O.K. Pressley	C								Heisman <sup>(3)</sup> , NEA <sup>(3)</sup>
1939	Banks McFadden	B	1	3	1	1				Colliers <sup>(1)</sup> , NEA <sup>(1)</sup>
1940	Joe Blalock	E		2						Hearst <sup>(1)</sup>
1941	Joe Blalock	E		2	1				1	Central Press <sup>(1)</sup>
1945	Ralph Jenkins	C	3							INS <sup>(1)</sup>
1948	Bobby Gage	B								INS <sup>(1)</sup>
1950	Jackie Calvert	S	2							NEA <sup>(1)</sup>
1952	Tom Barton	DL		2						CT <sup>(1)</sup>
1955	Joel Wells	RB		3						
1959	Lou Cordileone	OL	1				1			
1966	Wayne Mass	OL		2						Dell Sports <sup>(1)</sup>
1967	Harry Olszewski	OG	2	1	1	1	1	2		
1970	Dave Thompson	OG		2						NEA <sup>(1)</sup>
1974	Bennie Cunningham	TE	1	1	1				1	
1975	Bennie Cunningham	TE					1	1		Time <sup>(1)</sup>
1977	Joe Bostic	OG	3			1			3	
1978	Joe Bostic	OG	2	2					1	
	Jerry Butler	WR	1				1			NEA <sup>(2)</sup>
	Steve Fuller	QB	3							
1979	Jim Stuckey	DT	1	1		1			1	
1980	Obed Ariri	PK								NEA <sup>(2)</sup>
1981	Jeff Bryant	DT							2	
	Jeff Davis	LB	2	1	1	1	1		1	
	Terry Kinard	FS	1			1				NEA <sup>(1)</sup>
	Lee Nanney	OT		2						
	Perry Tuttle	WR						1	2	
1982	* Terry Kinard	FS	1	1	1	1	1	1	1	
	William Perry	MG	3							
	Johnny Rembert	LB	3						3	
1983	James Farr	OG	3							
	William Perry	MG	1	1		1	1		2	
	James Robinson	DT						2		
1984	Dale Hatcher	P						2		
	Donald Igwebuike	PK	3							
	William Perry	MG	3	1		1			1	
1985	Steve Reese	OG							2	
1986	Terrence Flagler	RB	3			1			3	
	John Phillips	OG		1				2	2	
1987	Michael Dean Perry	DT		2		1		2	2	
	John Phillips	OG	2						3	
	David Treadwell	PK	1	1	1		1	1	1	
	Donnell Woolford	CB	3		1				2	
1988	Donnell Woolford	CB		1	1	1	1	1	2	

Year	Player	Pos.	AP	UPI	FC	FW	WC	SN	FN	Other
1989	Chris Gardocki	PK	3							
	Stacy Long	OT	3					1		
1990	Chris Gardocki	PK	2	2					3	
	Levon Kirkland	LB	2	2					3	
	Stacy Long	OT	1	1	1	1		1	1	
1991	Rob Bodine	MG	2			1		2		CP <sup>(2)</sup>
	Jeb Flesch	OG	1	1			1	2	1	
	Levon Kirkland	LB	2	1			1	1	2	SH <sup>(1)</sup>
	Ed McDaniel	LB	3							CP <sup>(1)</sup>
1992	Stacy Seegars	OG	2	2					3	
	Nelson Welch	PK	3							
1993	Stacy Seegars	OG	1	2			1	1	1	CP <sup>(2)</sup>
1995	Brian Dawkins	S	2					2		
	Anthony Simmons	LB	3							
1996	Anthony Simmons	LB	3					1	2	
1997	Jim Bundren	OT	3					3	2	
	Anthony Simmons	LB	1		1			1	2	CP <sup>(2)</sup>
1998	Antwan Edwards	CB	3						3	Football Digest <sup>(1)</sup>
1999	Keith Adams	LB	2					3	1	CBS <sup>(2)</sup>
2000	Keith Adams	LB	1				1	1	1	SI <sup>(1)</sup>
	Robert Carswell	FS	3					3		
	Rod Gardner	WR								CP <sup>(1)</sup> , Gannett <sup>(1)</sup>
	Kyle Young	C						3	2	
2001	Kyle Young	C						3	3	
2002	Brian Mance	CB						4		
2004	Leroy Hill	LB	3							Rivals <sup>(1)</sup>
	Justin Miller	KR							2	Rivals <sup>(2)</sup> , SI <sup>(2)</sup>
2005	Tye Hill	CB	2				1	1	2	ESPN <sup>(1)</sup> , Rivals <sup>(1)</sup>
2006	* Gaines Adams	DE	1		1	1	1	1	1	ESPN <sup>(1)</sup> , Rivals <sup>(1)</sup>
	Nathan Bennett	OG	3							
2007	Chris McDuffie	OG						2		
	Barry Richardson	OT					2		1	
2009	Thomas Austin	OG						3		
	DeAndre McDaniel	S				1		3		CBS <sup>(1)</sup> , Steele <sup>(1)</sup>
	* C.J. Spiller	RB	1		1	1	1	1	1	ESPN <sup>(1)</sup> , Rivals <sup>(1)</sup>
2010	* Da'Quan Bowers	DE	1		1	1	1	1	1	ESPN <sup>(1)</sup> , Rivals <sup>(1)</sup>
	DeAndre McDaniel	S								Rivals <sup>(3)</sup> , Steele <sup>(3)</sup>
2011	Dwayne Allen	TE	1			1				ESPN <sup>(1)</sup> , SI <sup>(1)</sup> , Steele <sup>(1)</sup> , CBS <sup>(2)</sup>
	Andre Branch	DE	3				2			CBS <sup>(2)</sup> , SI <sup>(2)</sup> , Steele <sup>(2)</sup>
	Sammy Watkins	WR	1							Fox Sports <sup>(1)</sup> , SI <sup>(1)</sup> , Steele <sup>(2)</sup>
2012	Tajh Boyd	QB			1					Lindy's <sup>(3)</sup>
	Dalton Freeman	C	2		1		2			Scout <sup>(2)</sup> , Steele <sup>(2)</sup>
	DeAndre Hopkins	WR	3							CBS <sup>(2)</sup> , Lindy's <sup>(2)</sup> , Scout <sup>(2)</sup> , Steele <sup>(2)</sup>
	Sammy Watkins	WR								CP <sup>(1)</sup>
2013	Vic Beasley	DE	2			2	1	1		CBS <sup>(1)</sup> , SI <sup>(1)</sup> , USA <sup>(1)</sup> , Steele <sup>(2)</sup>
	Sammy Watkins	WR	2		1		2			CBS <sup>(2)</sup> , Lindy's <sup>(2)</sup> , Steele <sup>(2)</sup> , USA <sup>(2)</sup>
2014	Vic Beasley	DE	1		1	2	1			CBS <sup>(2)</sup> , USA <sup>(2)</sup> , Scout <sup>(2)</sup> , Steele <sup>(2)</sup>
	Grady Jarrett	DT								Athlon <sup>(3)</sup>
2015	Mackensie Alexander	CB	3							Athlon <sup>(2)</sup>
	Greg Huegel	PK								SI <sup>(2)</sup>
	Jayron Kearse	S	2							ESPN <sup>(1)</sup> , CBS <sup>(2)</sup> , Athlon <sup>(2)</sup> , SI <sup>(2)</sup>
	Shaq Lawson	DE	1		1	1	1	2		ESPN <sup>(1)</sup> , USA <sup>(1)</sup> , CBS <sup>(2)</sup> , Athlon <sup>(2)</sup> , SI <sup>(2)</sup>
	Jordan Leggett	TE					2			Athlon <sup>(3)</sup>
	Deshaun Watson	QB	1		1	1	2	2		CBS <sup>(1)</sup> , ESPN <sup>(1)</sup> , USA <sup>(1)</sup> , Athlon <sup>(1)</sup> , SI <sup>(2)</sup>
2016	Ben Boulware	LB	3		2	2	2			USA Today <sup>(2)</sup>
	Jordan Leggett	TE				2				CBS <sup>(2)</sup>
	Cordrea Tankersley	CB	3							USA Today <sup>(1)</sup>
	Carlos Watkins	DT	2							CBS <sup>(1)</sup>
	Deshaun Watson	QB	2		2		2	2		SI <sup>(2)</sup>
	Christian Wilkins	DE	3		1	1	2	2		USA Today <sup>(1)</sup>
	Mike Williams	WR					2			Steele <sup>(2)</sup>
2017	Austin Bryant	DE	3			1	2			
	Tyrone Crowder	OG	3							
	Clelin Ferrell	DE	1			2		2	2	CBS <sup>(2)</sup> , SI <sup>(2)</sup> , USA Today <sup>(2)</sup>
	Mitch Hyatt	OT	2		2	2	2	1	2	ESPN <sup>(1)</sup> , The All-American <sup>(2)</sup> , USA Today <sup>(2)</sup>
	Dexter Lawrence	DT								Rivals <sup>(2)</sup>
	Ray-Ray McCloud	PR								PFF <sup>(2)</sup>
	Dorian O'Daniel	LB	2		2					BR <sup>(1)</sup> , SI <sup>(1)</sup>
	Christian Wilkins	DL	2		1		2	1	1	Rivals <sup>(1)</sup>
2018	Travis Etienne	RB	2		2	2	2	1	2	ESPN <sup>(1)</sup> , CBS <sup>(2)</sup> , SI <sup>(2)</sup> , TA <sup>(2)</sup>
	Clelin Ferrell	DE	1		1	1	1	1		CBS <sup>(1)</sup> , ESPN <sup>(1)</sup> , SI <sup>(1)</sup> , TA <sup>(1)</sup>
	Mitch Hyatt	OT	1		1	1	1	2	1	BR <sup>(1)</sup> , TA <sup>(1)</sup> , CBS <sup>(2)</sup>
	Tre Lamar	LB			2					
	Dexter Lawrence	DT			1					
	Trayvon Mullen	CB			2					
	* Christian Wilkins	DT	1		1	1	1	1	2	BR <sup>(1)</sup> , ESPN <sup>(1)</sup> , PFF <sup>(1)</sup> , SC <sup>(1)</sup> , TA <sup>(1)</sup> , CBS <sup>(2)</sup>
2019	Travis Etienne	RB	2		2	2	2	2		PFF <sup>(1)</sup> , USA <sup>(1)</sup> , SI <sup>(2)</sup> , Steele <sup>(2)</sup> , TA <sup>(2)</sup>
	Tee Higgins	WR								USA Today <sup>(2)</sup>
	Tanner Muse	S	3							PFF <sup>(2)</sup> , Steele <sup>(3)</sup>
	* Isaiah Simmons	LB	1		1	1	1	1		ESPN <sup>(1)</sup> , Rivals <sup>(1)</sup> , SI <sup>(1)</sup> , Steele <sup>(1)</sup> , TA <sup>(1)</sup> , USA Today <sup>(1)</sup>
	John Simpson	OL	2		1	1	1	1		ESPN <sup>(1)</sup> , Steele <sup>(1)</sup> , TA <sup>(2)</sup>
2020	Jackson Carman	OT								CBS <sup>(2)</sup>
	Travis Etienne	RB	1		2	1		1		ESPN <sup>(1)</sup> , TA <sup>(2)</sup> , USA Today <sup>(2)</sup>
	Trevor Lawrence	QB	3		2	1				Rivals <sup>(1)</sup> , TA <sup>(2)</sup>
	Nolan Turner	S			2					USA Today <sup>(2)</sup>

\* - unanimous All-American; BR - Bleacher Report; CP - College & Pro Football Weekly; CT - Chicago Tribune; INS - International News Service; NEA - Newspaper Enterprise of America; PFF - Pro Football Focus; SC - Senior CLASS; SH - Scripps-Howard; TA - The Athletic; WC - Walter Camp





# ALL-AMERICANS

## CONSENSUS ALL-AMERICANS

Year	Player	Pos.
1967	Harry Olszewski	G
1974	Bennie Cunningham	TE
1979	Jim Stuckey	DT
1981	Jeff Davis	LB
	Terry Kinard	FS
1982	Terry Kinard	FS
1983	William Perry	MG
1986	Terrence Flagler	RB
1987	David Treadwell	PK
1988	Donnell Woolford	CB
1990	Stacy Long	OT
1991	Jeb Flesch	OG
	Levon Kirkland	LB
1993	Stacy Seegars	OG
1997	Anthony Simmons	LB
2000	Keith Adams	LB
2005	Tye Hill	CB
2006	Gaines Adams	DE
2009	C.J. Spiller	RB
2010	Da'Quan Bowers	DE
2011	Dwayne Allen	TE
2013	Vic Beasley	DE
2014	Vic Beasley	DE
2015	Shaq Lawson	DE
	Deshawn Watson	QB
2018	Clelin Ferrell	DE
	Mitch Hyatt	OT
	Christian Wilkins	DT
2019	Isaiah Simmons	LB
	John Simpson	OL
2020	Travis Etienne	RB

TRAVIS ETIENNE WAS A THREE-TIME, FIRST-TEAM ALL-AMERICAN (2018-20).

## AP ALL-AMERICANS

Year	Player	Pos.
1939	Banks McFadden	B
1959	Lou Cordileone	L
1974	Bennie Cunningham	TE
1978	Jerry Butler	WR
1979	Jim Stuckey	DT
1981	Terry Kinard	FS
1982	Terry Kinard	FS
1987	David Treadwell	PK
1990	Stacy Long	OT
1991	Jeb Flesch	OG
1993	Stacy Seegars	OG
1997	Anthony Simmons	LB
2000	Keith Adams	LB
2006	Gaines Adams	DE
2009	C.J. Spiller	AP
2010	Da'Quan Bowers	DE
2011	Dwayne Allen	TE
	Sammy Watkins	AP
2014	Vic Beasley	DE
2015	Shaq Lawson	DE
	Deshawn Watson	QB
2017	Clelin Ferrell	DE
2018	Clelin Ferrell	DE
	Mitch Hyatt	OT
	Christian Wilkins	DT
2019	Isaiah Simmons	LB
2020	Travis Etienne	RB

Note: First-team selections only.

## MULTI-YEAR ALL-AMERICANS

Player	Pos.	Years
Joe Blalock	WR	1940,41
Bennie Cunningham	TE	1974,75
Joe Bostic	OG	1977,78
Terry Kinard	FS	1981,82
William Perry	MG	1982-84
John Phillips	OG	1986,87
Donnell Woolford	CB	1987,88
Stacy Long	OT	1989,90
Chris Gardocki	PK	1989,90
Levon Kirkland	LB	1990,91
Stacy Seegars	OG	1992,93
Anthony Simmons	LB	1995-97
Keith Adams	LB	1999,00
Kyle Young	C	2000,01
Sammy Watkins	WR	2011-13
Vic Beasley	DE	2013,14
Christian Wilkins	DL	2016-18
Clelin Ferrell	DE	2017,18
Mitch Hyatt	OT	2017,18
Travis Etienne	RB	2018-20

Note: First-team selections only.





# ALL-AMERICAN TIGER STATS

## JACKSON CARMAN

OT • Second Team, 2020

Year	GP-GS	Plays
2018	13-0	209
2019	15-15	799
2020	12-12	793
Totals	40-27	1801

## ROBERT CARSWELL

FS • Third Team, 2000

Year	GP-GS	Plays	Hit	Ast	Tot	TFL	Sacks	Int	QP	PBU	CF-RF
1997	12-6	405	30	21	51	2-10	0-0	0-0	0	6	1-0
1998	11-11	705	56	46	102	4-7	0-0	0-0	0	4	0-0
1999	12-12	869	89	40	129	1-2	0-0	6-72	0	3	1-1
2000	12-12	780	45	47	92	1-2	1-2	2-29	0	2	0-2
Totals	47-41	2759	220	154	374	8-21	1-2	8-101	0	15	2-3

## LOU CORDILEONE

T • First Team, 1959

## BENNIE CUNNINGHAM

TE • Consensus First Team, 1974 • First Team, 1975

Year	GP-GS	Rec.	Yds	Avg	TD	Rush	Yds	Avg	TD
1973	11-11	22	341	15.5	1	11	73	6.6	0
1974	11-11	24	391	16.3	7	3	4	1.3	0
1975	11-11	18	312	17.3	2	3	4	1.3	0
Totals	33-33	64	1044	16.3	10	17	81	4.8	0

## JEFF DAVIS

LB • First Team, 1981

Year	GP-GS	Tot	Hit	Ast	TFL	Sacks	PBU	Int-Yd	CF-RF
1978	5-0	11	5	6	0-0	0-0	1	1-10	3-2
1979	12-12	123	63	60	6-25	0-0	5	3-17	0-0
1980	11-11	160	108	52	2-7	0-0	4	0-0	3-2
1981	12-12	175	119	56	10-37	4-27	6	0-0	4-4
Totals	40-35	469	295	174	18-69	4-27	16	4-27	10-8

## BRIAN DAWKINS

SS • Second Team, 1995

Year	GP-GS	Plays	Hits	Asts	Tot	TFL	PBU	Int-Yds-TD	CF-RF	BK
1992	11-0	29	14	11	25	0-0	0	0-0-0	1-0	0
1993	12-12	740	43	23	66	3-7	10	3-13-0	2-1	1
1994	11-11	724	52	19	71	2-8	4	2-33-0	0-1	1
1995	12-12	754	60	29	89	4-22	9	6-55-1	1-2	1
Totals	46-35	2247	169	82	251	9-37	23	11-101-1	4-4	3

## ANTWAN EDWARDS

DB • Third Team, 1998

Year	GP-GS	Plays	Hits	Ast	Tot	Int-Yds	PR-Yds	PBU	KOR-Yds
1995	12-0	212	23	18	41	0-0	4-57	2	2-40
1996	12-12	595	54	29	83	2-58	2-18	4	3-43
1997	11-11	694	38	14	52	4-81	0-0	15	12-280
1998	10-10	543	24	19	43	2-56	6-82	14	13-350
Totals	45-33	2044	139	80	219	8-195	12-157	35	30-713

## TRAVIS ETIENNE

RB • First Team, 2018 • First Team, 2019 • First Team, 2020

Year	GP-GS	Att	Yds	Avg.	TD	LG	Rec.	Yds	Avg	TD	KOR	Yds
2017	13-0	107	766	7.2	13	81	5	57	11.4	0	19	389
2018	15-15	204	1658	8.1	24	75	12	78	6.5	2	0	0
2019	15-15	207	1614	7.8	19	90	37	432	11.7	4	5	128
2020	12-12	168	914	5.4	14	72	48	588	12.3	2	8	189
Totals	55-42	686	5061	7.2	70	90	102	1155	11.3	8	32	706

## JAMES FARR

OG • Third Team, 1983

Year	GP-GS	Plays	KD
1980	11-1	125	9
1981	12-12	506	32
1982	11-11	602	35
1983	11-11	654	46
Totals	45-35	1887	122

## CLELIN FERRELL

DE • First Team, 2017 • Consensus First Team, 2018

Year	GP-GS	Snap	Hit	Ast	Tot	TFL	Sacks	Int	QP	PBU	CF-RF
2016	15-15	759	34	16	50	12.5-38	6-38	0-0	24	2	0-0
2017	14-14	717	50	13	63	18-80	9.5-57	0-0	12	1	2-0
2018	15-15	691	37	16	53	19.5-82	11.5-59	0-0	15	4	3-1
Totals	44-44	2167	121	45	166	50-200	27-154	0-0	51	7	5-1

## TERRENCE FLAGLER

TB • First Team, 1986

Year	GP-GS	Att	Yds	Avg.	TD	LG	Rec.	Yds	Avg	TD	KOR	Yds
1982	9-0	29	120	4.0	0	14	0	0	0.0	0	4	108
1983	2-1	31	202	6.5	0	35	2	21	10.5	0	1	8
1984	10-2	75	350	4.7	5	43	8	63	7.5	2	0	0
1985	9-0	52	232	4.3	2	47	10	54	5.4	0	0	0
1986	12-10	192	1258	6.6	10	88	16	188	11.8	3	0	0
Totals	42-13	379	2162	5.7	17	88	36	326	9.1	5	5	116

## JEB FLESCHE

OG • Consensus First Team, 1991

Year	GP-GS	Plays	KD
1988	12-9	512	52
1989	12-12	759	85
1990	12-12	681	53
1991	12-12	705	77
Totals	48-45	2657	267

## DALTON FREEMAN

C • First Team, 2012

Year	GP-GS	Plays	KD
2009	13-9	547	44
2010	13-13	811	58
2011	14-14	1044	41
2012	13-13	959	28
Totals	53-49	3361	171

## STEVE FULLER

QB • Third Team, 1978

Year	GP-GS	Comp	Att	Yds	Int	TD	Pct	Car	Yds	Avg	TD
1975	8-1	22	46	354	3	2	47.8	47	148	3.1	0
1976	11-9	58	116	835	6	5	50.0	157	503	3.2	6
1977	12-12	106	205	1655	8	8	51.7	178	437	2.5	6
1978	12-12	101	187	1515	4	7	54.0	153	649	4.2	10
Totals	43-34	287	554	4359	21	22	51.8	535	1737	3.2	22

## BOBBY GAGE

TB/S • Second Team, 1948

Passing												Rushing			
Year	GP-GS	Comp	Att.	Int	Yds	TD	Pct	Eff.	Att	Yds	Avg	Int-Yds	Att	Yds	Avg
1945	8-4	8	14	1	171	1	.571	169.0	44	214	4.9	2-33	214	4.9	2-33
1946	5-4	24	44	3	388	2	.545	129.9	53	250	4.7	1-10	250	4.7	1-10
1947	9-9	47	115	13	1002	10	.409	120.2	114	502	4.4	2-16	502	4.4	2-16
1948	11-10	44	105	10	887	11	.419	129.3	105	343	3.3	5-38	343	3.3	5-38
Totals	33-27	123	278	27	2448	24	.442	127.2	316	1309	4.1	10-97	1309	4.1	10-97

Year	KOR-Yds	PR-Yds	Plays	Off	Y/P	TD	Pts	Punts	Yds	Avg
1945	2-43	8-64	58	385	6.6	0	0	22	779	35.4
1946	4-86	5-74	97	638	6.6	2	12	15	530	35.3
1947	10-244	14-98	229	1504	6.6	7	42	52	1950	37.5
1948	5-118	12-203	210	1230	5.9	1	7	37	1317	35.6
Totals	21-491	39-439	594	3757	6.3	10	61	126	4576	36.3

## ROD GARDNER

WR • First Team, 2000

Year	GP-GS	Plays	Rec.	Yds	Avg.	TD	LG	20+	Y/G	KOR-Yds
1997	12-2	259	8	101	12.6	1	41	2	8.4	0-0
1998	11-3	317	20	263	13.2	1	63	2	23.1	0-0
1999	12-10	798	80	1084	13.6	4	49	15	90.3	0-0
2000	12-11	722	58	1050	18.1	7	50	20	87.5	8-168
Totals	47-26	2096	166	2498	15.0	13	63	39	53.1	8-168

## CHRIS GARDOCKI

PK • Third Team, 1989 • Second Team 1990

Year	GP-GS	0-29	30-39	40-49	+50	Tot	PAT	LK	Pts	KO	TB
1988	12-12	6-7	7-11	4-8	2-6	19-32	1-1	52	58	1	0
1989	12-12	10-10	2-5	10-13	0-1	22-29	41-41	49	107	32	9
1990	12-12	8-8	7-9	4-5	3-6	22-28	30-30	57	96	66	24
Totals	36-36	24-25	16-25	18-26	5-13	63-89	72-72	57	261	99	33

Year	Punts	Yds	-20	+50	Ret-Yd	LP	HB	Net	Avg
1988	45	1924	7	8	23-206	66	0	38.1	42.76
1989	48	2062	15	7	16-171	63	0	39.4	42.96
1990	58	2580	12	15	33-300	78	1	39.3	44.48
Totals	151	6566	34	30	72-677	78	1	39.1	43.48

## DALE HATCHER

P • Second Team, 1984

Year	GP-GS	P	Yds	Avg	-20	+50	LP	HB	Net
1981	11-10	44	1908	43.4	17	13	64	1	40.5
1982	11-11	46	1871	40.7	21	8	63	1	38.8
1983	11-11	47	2051	43.6	15	10	57	0	40.9
1984	11-11	54	2361	43.7	16	13	68	0	42.4
Totals	44-43	191	8191	42.9	69	44	68	2	40.7



# ALL-AMERICAN TIGER STATS

## TEE HIGGINS

WR • Second Team, 2019

Year	GP-GS	Rec.	Yds	Avg	TD	LG	Rush	Yds	Avg	TD	KOR-Yds
2017	13-0	17	345	20.3	2	78	0	0	----	0	1-3
2018	15-15	59	936	15.9	12	64	0	0	----	0	0-0
2019	15-15	59	1167	19.8	13	65	1	36	36.0	1	0-0
<b>Totals</b>	<b>43-30</b>	<b>135</b>	<b>2448</b>	<b>18.1</b>	<b>27</b>	<b>78</b>	<b>1</b>	<b>36</b>	<b>36.0</b>	<b>1</b>	<b>1-3</b>

## LEROY HILL

LB • Third Team, 2004

Year	GP-S	Plays	Hit	Ast	Tot	TFL	Sacks	Int	QP	PBU	CF-RF
2001	10-0	135	19	12	31	1-1	0-0	0-0	0	1	0-0
2002	13-0	47	16	13	29	1-1	0-0	0-0	0	0	0-1
2003	13-13	757	110	35	145	27-92	8-57	3-4	8	2	1-1
2004	11-11	677	74	32	106	19-88	8-66	0-0	7	1	0-0
<b>Totals</b>	<b>47-24</b>	<b>1616</b>	<b>219</b>	<b>92</b>	<b>311</b>	<b>48-182</b>	<b>16-123</b>	<b>3-4</b>	<b>15</b>	<b>4</b>	<b>1-2</b>

## TYE HILL

CB • First Team, 2005

Year	GP-S	Plays	Hit	Ast	Tot	TFL	Sacks	Int	QP	PBU	CF-RF
2003	13-11	678	34	3	37	1-7	1-7	2-(-2)	0	7	1-0
2004	11-11	784	38	14	52	2-12	1-9	0-0	0	21	0-0
2005	12-12	717	41	13	54	5-14	1-1	3-35	0	7	1-1
<b>Totals</b>	<b>36-34</b>	<b>2179</b>	<b>113</b>	<b>30</b>	<b>143</b>	<b>8-33</b>	<b>3-17</b>	<b>5-33</b>	<b>0</b>	<b>35</b>	<b>2-1</b>

Year	GP-S	Plays	Car.	Yds	Avg	TD	LG	Rec	Yds	TD
2002	13-0	129	42	225	5.4	2	32	3	7	0

## DeANDRE HOPKINS

WR • Second Team, 2012

Year	GP-GS	Rec.	Yds	Avg	TD	LG	Rush	Yds	PR	Yds	KOR-Yds
2010	12-8	52	637	12.3	4	45	0	0	2	33	2-32
2011	14-11	72	978	13.6	5	50	0	0	10	49	0-0
2012	13-13	82	1405	17.1	18	62	0	0	0	0	0-0
<b>Totals</b>	<b>39-32</b>	<b>206</b>	<b>3020</b>	<b>14.7</b>	<b>27</b>	<b>62</b>	<b>0</b>	<b>0</b>	<b>12</b>	<b>82</b>	<b>2-32</b>

## GREG HUEGEL

PK • Second Team, 2015

Year	GP-GS	0-29	30-39	40-49	50+	Tot	LK	PAT	Pts
2015	15-15	7-7	14-15	6-10	0-0	27-32	47	56-61	137
2016	15-15	5-6	4-6	5-7	0-0	14-19	47	71-73	113
2017	3-3	0-0	1-1	1-3	0-0	2-4	49	14-15	20
2018	15-15	3-3	5-7	3-6	0-0	11-16	49	76-78	109
<b>Totals</b>	<b>48-48</b>	<b>15-16</b>	<b>24-29</b>	<b>15-26</b>	<b>0-0</b>	<b>54-71</b>	<b>49</b>	<b>217-227</b>	<b>379</b>

## MITCH HYATT

OT • First Team, 2017 • Consensus First Team, 2018

Year	GP-GS	Plays	KD
2015	15-15	1049	37
2016	15-14	994	32.5
2017	13-13	842	30
2018	15-15	869	N/A
<b>Totals</b>	<b>58-57</b>	<b>3754</b>	<b>N/A</b>

## DONALD IGWEBUIKE

PK • Third Team, 1984

Year	GP-GS	0-29	30-39	40-49	+50	FGM-A	LK	XPM-XPA	Pts
1981	12-9	2-2	6-7	1-4	1-4	10-17	52	1-1	31
1982	11-2	0-0	1-1	1-2	1-1	3-4	55	0-0	9
1983	10-0	1-1	0-0	1-1	1-3	3-5	55	1-1	10
1984	11-11	4-4	4-5	6-6	2-2	16-17	53	41-41	89
<b>Totals</b>	<b>44-22</b>	<b>7-7</b>	<b>11-13</b>	<b>9-13</b>	<b>5-10</b>	<b>32-43</b>	<b>55</b>	<b>43-43</b>	<b>139</b>

## GRADY JARRETT

DT • Third Team, 2014

Year	GP-GS	Saps	Hit	Ast	Tot	TFL	Sacks	Int	QP	PBU	CF-RF
2011	9-0	61	1	1	2	0-0	0-0	0-0	1	0	0-0
2012	13-11	512	27	22	49	8.5-25	2-16	0-0	10	1	0-1
2013	13-13	539	46	37	83	11-15	2-2	0-0	14	0	0-2
2014	13-13	530	37	36	73	10-40	1.5-11	0-0	12	0	2-1
<b>Totals</b>	<b>48-37</b>	<b>1642</b>	<b>111</b>	<b>96</b>	<b>207</b>	<b>29.5-80</b>	<b>5.5-29</b>	<b>0-0</b>	<b>37</b>	<b>1</b>	<b>2-4</b>

## RALPH JENKINS

C • Second Team, 1945

## JAYRON KEARSE

SS • First Team, 2015

Year	GP-GS	Plays	Hit	Ast	Tot	TFL	Sacks	Int	QP	PBU	CF-RF
2013	12-3	444	34	21	55	0.5-2	0-0	4-62	0	0	1-0
2014	13-12	698	54	13	67	5-25	3-20	2-21	1	7	0-1
2015	15-14	856	71	16	87	6.5-24	0-0	1-0	5	8	1-1
<b>Totals</b>	<b>40-29</b>	<b>1998</b>	<b>159</b>	<b>50</b>	<b>209</b>	<b>12-51</b>	<b>3-20</b>	<b>7-83</b>	<b>6</b>	<b>15</b>	<b>2-2</b>

## TERRY KINARD

DB • First Team, 1981 • Unanimous First Team, 1982

Year	GP-GS	Tot	Hit	Ast	TFL	PBU	Int-Yd-LG	CF-RF	PR-Yds-Avg
1979	12-3	35	15	20	0-0	5	3-93-40	0-0	0-0-0
1980	9-9	73	36	37	0-0	7	2-0-0	2-1	12-50-4.2
1981	12-12	95	74	21	1-5	6	6-51-19	1-0	0-0-0
1982	11-11	89	62	27	1-1	12	6-3-3	1-1	0-0-0
<b>Totals</b>	<b>44-35</b>	<b>292</b>	<b>187</b>	<b>105</b>	<b>2-6</b>	<b>30</b>	<b>17-147-40</b>	<b>4-2</b>	<b>12-50-4.2</b>

## LEVON KIRKLAND

OLB • Second Team, 1990 • First Team, 1991

Year	GP-GS	Plays	Hits	Ast	Tot	TFL	Sacks	PBU	CF-RF	QP	Int-Yd
1988	12-7	446	38	33	71	9-70	5.5-62	2	2-1	6	1-22
1989	12-12	463	38	39	77	9-70	6.5-64	7	2-3	16	3-47
1990	12-12	483	30	28	58	10-30	1.5-15	8	2-1	18	0-0
1991	12-12	536	47	20	67	12-55	5.5-35	6	1-2	15	0-0
<b>Totals</b>	<b>48-43</b>	<b>1928</b>	<b>153</b>	<b>120</b>	<b>273</b>	<b>40-225</b>	<b>19-176</b>	<b>23</b>	<b>7-7</b>	<b>55</b>	<b>4-69</b>

## TRE LAMAR

LB • Second Team, 2018

Year	GP-GS	Plays	Hits	Ast	Tot	TFL	Sacks	PBU	CF-RF	QP	Int-Yd
2016	15-0	102	13	9	22	2.5-4	1-2	1	0-0	0	0-0
2017	10-8	331	30	22	52	5-35	4-31	1	1-1	3	0-0
2018	14-14	565	57	28	85	5.5-35	3-28	1	0-0	8	1-43
<b>Totals</b>	<b>39-22</b>	<b>998</b>	<b>100</b>	<b>59</b>	<b>159</b>	<b>13-74</b>	<b>8-61</b>	<b>3</b>	<b>1-1</b>	<b>11</b>	<b>1-43</b>

## DEXTER LAWRENCE

DT • Second Team, 2017 • First Team, 2018

Year	GP-GS	Saps	Hit	Ast	Tot	TFL	Sacks	Int	QP	PBU	CF-RF
2016	15-11	643	48	31	79	9.5-44	7-33	0-0	23	1	0-2
2017	12-12	438	22	17	39	3-18	2.5-17	0-0	5	1	1-0
2018	13-13	460	30	14	44	7.5-23	1.5-12	0-0	15	3	0-1
<b>Totals</b>	<b>40-36</b>	<b>1541</b>	<b>100</b>	<b>62</b>	<b>162</b>	<b>20-85</b>	<b>11-62</b>	<b>0-0</b>	<b>43</b>	<b>5</b>	<b>1-3</b>

## TREVOR LAWRENCE

QB • First Team, 2020

Year	GP-GS	Comp	Att	Yds	Int	TD	Pct	Car	Yds	Avg	TD	Eff.
2018	15-11	259	397	3280	4	30	65.2	60	177	3.0	1	157.6
2019	15-15	268	407	3665	8	36	65.8	103	563	5.5	9	166.8
2020	10-10	231	334	3153	5	24	69.2	68	203	3.0	8	169.2
<b>Totals</b>	<b>40-36</b>	<b>758</b>	<b>1138</b>	<b>10,098</b>	<b>17</b>	<b>90</b>	<b>66.6</b>	<b>231</b>	<b>943</b>	<b>4.1</b>	<b>18</b>	<b>164.3</b>

## SHAQ LAWSON

DE • First Team, 2015

Year	GP-GS	Saps	Hit	Ast	Tot	TFL	Sacks	Int	QP	PBU	CF-RF
2013	13-0	337	17	18	35	10-43	4-17	0-0	9	1	0-0
2014	13-1	295	30	14	44	11-50	3.5-31	0-0	5	0	1-0
2015	15-15	722	64	24	88	25.5-123	12.5-90	0-0	15	1	1-0
<b>Totals</b>	<b>41-16</b>	<b>1354</b>	<b>111</b>	<b>56</b>	<b>167</b>	<b>46.5-216</b>	<b>20-138</b>	<b>0-0</b>	<b>29</b>	<b>2</b>	<b>2-0</b>

## JORDAN LEGGETT

TE • Second Team, 2015 • Second Team, 2016

Year	GP-GS	Rec.	Yds	Avg	TD	Rush	Yds	Avg	TD
2013	10-1	12	176	14.7	2	0	0	---	0
2014	11-7	14	161	11.5	1	0	0	---	0
2015	15-15	40	525	13.1	8	0	0	---	0
2016	15-15	46	736	16.0	7	0	0	---	0
<b>Totals</b>	<b>51-38</b>	<b>112</b>	<b>1598</b>	<b>14.3</b>	<b>18</b>	<b>0</b>	<b>0</b>	<b>---</b>	<b>0</b>

## STACY LONG

OT • First Team 1989 • Consensus First Team 1990

Year	GP-GS	Plays	KD
1986	5-1	39	3
1988	12-1	344	17
1989	12-12	734	69
1990	11-11	601	52
<b>Totals</b>	<b>40-25</b>	<b>1718</b>	<b>141</b>

## BRIAN MANCE

CB • Fourth Team, 2002

Year	GP-GS	Plays	Hit	Ast	Tot	TFL	Int.	PBU	CF-RF	PR	KOR
1999	12-0	49	12	3	15	1-4	0-0	0	0-0	0-0	0-0
2000	12-3	279	24	15	39	1-2	3-72	5	1-1	6-192	6-157
2001	11-11	774	31	17	48	0-0	3-0	7	0-0	16-211	25-588
2002	13-13	823	50	12	62	1-14	6-1	11	2-0	4-31	2-43
<b>Totals</b>	<b>48-27</b>	<b>1925</b>	<b>117</b>	<b>47</b>	<b>164</b>	<b>3-20</b>	<b>12-73</b>	<b>23</b>	<b>3-1</b>	<b>26-434</b>	<b>33-788</b>

# ALL-AMERICAN TIGER STATS

## ED McDANIEL

LB • First Team, 1991

Year	GP-GS	Plays	Hits	Ast	Tot	TFL	Sacks	CF-RF	PBU	Int-Yd
1988	12-9	570	62	42	104	4-11	0-0	3-1	4	0-0
1989	12-6	363	32	30	62	3-4	0-0	1-0	5	0-0
1990	12-12	547	75	34	109	13-53	1-13	4-2	2	1-10
1991	12-11	554	72	42	114	10-22	0-0	2-1	3	0-0
<b>Totals</b>	<b>48-38</b>	<b>2034</b>	<b>241</b>	<b>148</b>	<b>389</b>	<b>30-90</b>	<b>1-13</b>	<b>10-4</b>	<b>14</b>	<b>1-10</b>

## CHRIS McDUFFIE

OG • Second Team, 2007

Year	GP-GS	Plays	KD
2004*	10-0	128	0
2005	11-0	92	11
2006	13-5	340	50
2007	12-11	619	84
<b>Totals</b>	<b>46-16</b>	<b>1179</b>	<b>145</b>

\* - played defense and had 12 tackles

## BANKS McFADDEN

B • First Team, 1939

Year	GP-GS	Comp.	Att.	Int	Yds	Pct	Car.	Yds	Avg	Rec.	Yds	Avg
1937	9-0	0	2	1	0	.000	34	185	5.4	8	164	20.5
1938	9-6	10	20	0	169	.500	66	342	5.2	2	26	13.0
1939	9-8	31	70	6	581	.443	78	469	6.0	1	23	23.0
<b>Totals</b>	<b>27-14</b>	<b>41</b>	<b>92</b>	<b>7</b>	<b>750</b>	<b>.446</b>	<b>178</b>	<b>996</b>	<b>5.6</b>	<b>11</b>	<b>213</b>	<b>19.4</b>

Year	Plays	Off.	Y/P	TD	Pts	Int-Yds	Punts	Yds	Avg
1937	36	185	5.13	2	13	1-0	19	640	34.0
1938	86	511	5.94	5	31	1-5	29	1139	39.3
1939	148	1050	7.09	5	30	2-27	65	2828	43.5
<b>Totals</b>	<b>270</b>	<b>1746</b>	<b>6.47</b>	<b>12</b>	<b>74</b>	<b>4-32</b>	<b>113</b>	<b>4607</b>	<b>40.8</b>

## JUSTIN MILLER

KR • Second Team, 2004

Year	GP-S	Plays	Hit	Ast	Tot	TFL	Int	PBU	CF-RF	KOR	PR ^TD
2002	13-8	674	43	18	61	0-0	8-50	9	2-0	13-456	0-0
2003	13-13	819	45	9	54	2-7	2-30	13	1-0	17-417	8-73
2004	11-11	718	46	8	54	0-0	3-14	9	0-1	20-661	26-339
<b>Totals</b>	<b>37-32</b>	<b>2211</b>	<b>134</b>	<b>35</b>	<b>169</b>	<b>2-7</b>	<b>13-94</b>	<b>31</b>	<b>3-1</b>	<b>50-1534</b>	<b>34-412</b>

^ - kickoff and punt returns; Note: Also played four snaps on offense in 2004.

## TRAYVON MULLEN

CB • Second Team, 2018

Year	GP-S	Plays	Hit	Ast	Tot	TFL	Sacks	Int	QP	PBU	CF-RF
2016	13-0	115	9	6	15	0.5-2	0-0	0-0	1	1	0-0
2017	13-12	658	35	7	42	0-0	0-0	3-0	0	7	0-0
2018	15-14	701	32	5	37	4-22	2-15	1-46	2	4	1-0
<b>Totals</b>	<b>41-26</b>	<b>1474</b>	<b>76</b>	<b>18</b>	<b>94</b>	<b>4.5-24</b>	<b>2-15</b>	<b>4-46</b>	<b>3</b>	<b>12</b>	<b>1-0</b>

## TANNER MUSE

S • Second Team, 2019

Year	GP-GS	Plays	Hit	Ast	Tot	TFL	Sacks	Int	QP	PBU	CF-RF
2016	15-0	106	19	5	24	0-0	0-0	1-64	0	1	0-0
2017	14-9	482	37	27	64	2-6	0-0	0-0	1	4	0-1
2018	15-15	664	45	31	76	2.5-12	2-11	2-25	3	5	1-0
2019	15-15	669	51	22	73	6-22	2-16	4-13	2	5	0-0
<b>Totals</b>	<b>59-39</b>	<b>1921</b>	<b>152</b>	<b>85</b>	<b>237</b>	<b>10.5-40</b>	<b>4-27</b>	<b>7-102</b>	<b>6</b>	<b>15</b>	<b>1-1</b>

## LEE NANNEY

OT • Second Team, 1981

Year	GP-GS	Plays
1978	1-0	10
1979	12-12	630
1980	11-11	645
1981	12-12	816
<b>Totals</b>	<b>36-35</b>	<b>2101</b>

## DORIAN O'DANIEL

LB • First Team, 2017

Year	GP-GS	Snaps	Hit	Ast	Tot	TFL	Sacks	Int	QP	PBU	CF-RF
2014	12-1	87	26	5	31	1-10	1-10	0-0	0	0	1-0
2015	15-0	181	27	5	32	5.5-27	0-0	0-0	0	1	0-0
2016	15-12	479	50	10	60	10-35	2.5-15	1-1	6	1	1-0
2017	14-14	718	72	32	104	11.5-44	5-35	2-66	6	3	0-2
<b>Totals</b>	<b>56-27</b>	<b>1465</b>	<b>175</b>	<b>52</b>	<b>227</b>	<b>28-116</b>	<b>8.5-60</b>	<b>3-67</b>	<b>12</b>	<b>5</b>	<b>2-2</b>

## HARRY OLSZEWSKI

OG • First Team, 1967

## MICHAEL DEAN PERRY

DT • First Team, 1987

Year	GP-GS	Tot	Hits	Ast	TFL	Sacks	CF-RF	PBU
1984	11-10	75	48	27	15-63	7-37	3-0	1
1985	7-6	34	19	15	7-20	2-5	1-0	6
1986	12-5	56	31	25	15-84	9-60	0-0	5
1987	11-11	74	52	22	24-128	10-86	1-0	3
<b>Totals</b>	<b>41-32</b>	<b>239</b>	<b>150</b>	<b>89</b>	<b>61-295</b>	<b>28-188</b>	<b>5-0</b>	<b>15</b>

## WILLIAM PERRY

DT • Third Team, 1982 • Consensus First Team, 1983 • First Team, 1984

Year	GP-GS	Tot	Hit	Ast	TFL	Sacks	CF-RF	PBU	BK
1981	12-4	48	33	15	9-50	4-44	1-2	0	0
1982	11-7	52	30	22	9-66	5-38	3-1	0	0
1983	11-4	61	38	23	15-67	6-40	2-1	1	0
1984	11-11	100	67	33	27-111	10-69	2-3	1	1
<b>Totals</b>	<b>45-26</b>	<b>261</b>	<b>168</b>	<b>93</b>	<b>60-294</b>	<b>25-191</b>	<b>8-7</b>	<b>2</b>	<b>1</b>

## JOHN PHILLIPS

OG • First Team, 1986 • Second Team, 1987

Year	GP-GS	Plays	KD
1984	11-0	50	0
1985	12-8	621	42
1986	12-12	864	100
1987	12-12	795	103
<b>Totals</b>	<b>47-32</b>	<b>2330</b>	<b>245</b>

## O.K. PRESSLEY

C • Third Team, 1928

## STEVE REESE

OG • Second Team, 1985

Year	GP-GS	Plays	KD
1982	10-0	100	12
1983	11-7	462	30
1984	11-11	572	42
1985	12-12	850	82
<b>Totals</b>	<b>44-30</b>	<b>1984</b>	<b>166</b>

## JOHNNY REMBERT

LB • Third Team, 1982

Year	GP-GS	Tot	Hit	Ast	TFL	Sacks	PBU	Int-Yds	CF
1981	12-1	22	19	3	1-5	0-0	3	2-15	0
1982	10-9	64	37	27	8-23	1-2	5	6-128	3
<b>Totals</b>	<b>22-10</b>	<b>86</b>	<b>56</b>	<b>30</b>	<b>9-28</b>	<b>1-2</b>	<b>8</b>	<b>8-143</b>	<b>3</b>

## BARRY RICHARDSON

OT • First Team, 2007

Year	GP-GS	Plays	KD
2004	11-7	471	19
2005	12-12	733	47
2006	13-13	684	75
2007	13-12	890	65
<b>Totals</b>	<b>49-44</b>	<b>2778</b>	<b>206</b>

## JAMES ROBINSON

DT • Second Team, 1983

Year	GP-GS	Tot	Hits	Ast	TFL	Sacks	CF-RF	PBU
1979	12-0	7	5	2	3-9	1-5	0-0	0
1980	11-5	47	33	14	5-23	2-12	0-0	2
1981	11-2	42	28	14	4-22	3-20	0-2	3
1983	11-11	83	57	26	13-20	5-43	2-2	5
<b>Totals</b>	<b>45-18</b>	<b>179</b>	<b>123</b>	<b>56</b>	<b>25-74</b>	<b>11-80</b>	<b>2-4</b>	<b>10</b>

## STACY SEEGARS

OG • Second Team, 1992 • First Team, 1993

Year	GP-GS	Plays	KD
1990	6-0	69	2
1991	12-12	808	50
1992	11-11	791	103
1993	12-12	789	58
<b>Totals</b>	<b>41-35</b>	<b>2457</b>	<b>213</b>

## ANTHONY SIMMONS

ILB • Third Team, 1995 • First Team, 1996 • Consensus First Team, 1997

Year	GP-GS	Play	Hits	Ast	Tot	TFL	Sacks	PBU
1995	12-11	568	78	72	150	11-43	3.5-24	3
1996	12-12	709	92	86	178	16-58	7-58	2
1997	12-12	665	95	63	158	25-101	8-57	4
<b>Totals</b>	<b>36-35</b>	<b>1942</b>	<b>265</b>	<b>221</b>	<b>486</b>	<b>52-202</b>	<b>18.5-139</b>	<b>9</b>

## ISAIAH SIMMONS

LB • Unanimous First Team, 2019

Year	GP-GS	Plays	Hits	Ast	Tot	TFL	Sacks	PBU	CF-RF	QP	Int-Yd
2017	14-0	258	32	17	49	3-9	1-6	5	1-0	0	0-0
2018	15-14	780	74	23	97	9.5-33	1.5-2	7	3-0	2	1-27
2019	15-15	818	81	26	107	16-90	8-52	10	1-1	15	3-42
<b>Totals</b>	<b>44-29</b>	<b>1856</b>	<b>187</b>	<b>66</b>	<b>253</b>	<b>28.5-132</b>	<b>10.5-60</b>	<b>22</b>	<b>5-1</b>	<b>17</b>	<b>4-69</b>

## JOHN SIMPSON

OL • Consensus First Team, 2019

Year	GP-GS	Plays	KD
2016	9-0	160	4
2017	12-0	300	11
2018	15-15	858	N/A
2019	14-14	729	N/A
<b>Totals</b>	<b>50-29</b>	<b>2047</b>	<b>N/A</b>



# ALL-AMERICAN TIGER STATS

## C.J. SPILLER

RB/KR • Unanimous First Team, 2009

Year	G-S	Snaps	Car	Yds	Avg	TD	Rec	Yds	TD	PR	KOR
2006	13-1	322	129	938	7.3	10	19	210	2	11-33	13-234
2007	13-5	508	145	768	5.3	3	34	271	2	16-137	19-547
2008	12-1	359	116	629	5.4	7	34	436	3	18-189	19-516
2009	14-12	505	216	1212	5.6	12	36	503	4	8-210	23-755
<b>Totals</b>	<b>52-19</b>	<b>1694</b>	<b>606</b>	<b>3547</b>	<b>5.9</b>	<b>32</b>	<b>123</b>	<b>1420</b>	<b>11</b>	<b>53-569</b>	<b>74-2052</b>

## JIM STUCKEY

DT • First Team, 1979

Year	GP-GS	Tot	Hits	Ast	TL	Sacks	CF-RF	PBU
1976	10-4	33	19	14	4	0	0-0	0
1977	12-12	88	46	42	5	4	1-1	2
1978	12-12	87	46	41	7	4	1-0	2
1979	12-12	106	63	43	20	10	1-0	0
<b>Totals</b>	<b>46-40</b>	<b>314</b>	<b>174</b>	<b>140</b>	<b>36</b>	<b>18</b>	<b>3-1</b>	<b>4</b>

## CORDREA TANKERSLEY

CB • First Team, 2016

Year	GP-S	Plays	Hit	Ast	Tot	TFL	Sacks	Int	QP	PBU	CF-RF
2013	12-0	21	6	7	13	0.5-0	0-0	0-0	0	0	0-0
2014	13-0	137	9	2	11	0-0	0-0	0-0	0	0	0-0
2015	15-15	887	51	9	60	3.5-5	1-3	5-50	1	11	0-0
2016	15-15	861	55	10	65	6-13	0-0	4-22	0	11	0-0
<b>Totals</b>	<b>55-30</b>	<b>1906</b>	<b>121</b>	<b>28</b>	<b>149</b>	<b>10-18</b>	<b>1-3</b>	<b>9-72</b>	<b>1</b>	<b>22</b>	<b>0-0</b>

## DAVE THOMPSON

OG • First Team, 1970

## DAVID TREADWELL

PK • Consensus First Team, 1987

Year	GP-GS	0-29	30-39	40-49	+50	Tot	PAT	LK	Pts
1985	11-11	4-6	8-8	5-8	0-2	17-24	25-25	49	76
1986	12-12	7-7	3-5	2-8	0-0	12-20	34-34	46	70
1987	11-11	7-8	7-8	4-6	0-0	18-22	33-34	43	87
<b>Totals</b>	<b>34-34</b>	<b>18-21</b>	<b>18-21</b>	<b>11-22</b>	<b>0-2</b>	<b>47-66</b>	<b>92-93</b>	<b>49</b>	<b>233</b>

## NOLAN TURNER

S • Second Team, 2020

Year	GP-GS	Plays	Hit	Ast	Tot	TFL	Sacks	Int	QP	PBU	CF-RF
2017	13-0	44	9	5	14	1-1	1-1	0-0	0	1	0-0
2018	15-0	391	31	13	44	2.5-6	0-0	1-24	0	3	0-0
2019	15-4	538	37	29	66	2-9	0-0	2-0	0	10	1-0
2020	12-11	564	49	17	66	6-8	0-0	3-52	0	3	0-0
<b>Totals</b>	<b>55-15</b>	<b>1537</b>	<b>126</b>	<b>64</b>	<b>190</b>	<b>11.5-24</b>	<b>1-1</b>	<b>6-76</b>	<b>0</b>	<b>17</b>	<b>1-0</b>

## PERRY TUTTLE

WR • First Team, 1981

Year	GP-GS	Rec.	Yds	Avg	TD	LG	Rush	Yds	Avg	TD	KOR-Yds
1978	11-0	9	192	21.3	1	39	5	55	11.0	0	0-0
1979	12-12	36	544	15.1	4	81	2	12	6.0	0	0-0
1980	11-11	53	915	17.3	4	63	2	23	11.5	0	0-0
1981	12-12	52	883	17.0	8	80	3	21	7.0	0	12-266
<b>Totals</b>	<b>46-35</b>	<b>150</b>	<b>2534</b>	<b>16.9</b>	<b>17</b>	<b>81</b>	<b>12</b>	<b>111</b>	<b>9.3</b>	<b>0</b>	<b>12-266</b>

## CARLOS WATKINS

DT • First Team, 2016

Year	GP-GS	Snaps	Hit	Ast	Tot	TFL	Sacks	Int	QP	PBU	CF-RF
2012	9-0	113	9	7	16	1-5	0-0	0-0	3	0	0-0
2013	3-1	90	5	6	11	1.5-2	0-0	0-0	1	0	0-0
2014	11-0	135	6	7	13	2-7	0-0	0-0	4	0	0-0
2015	15-14	570	47	22	69	8-27	3.5-18	1-15	8	3	0-0
2016	15-15	758	47	35	82	13.5-65	10.5-58	0-0	13	4	0-1
<b>Totals</b>	<b>53-30</b>	<b>1666</b>	<b>114</b>	<b>77</b>	<b>191</b>	<b>26-106</b>	<b>14-76</b>	<b>1-15</b>	<b>29</b>	<b>7</b>	<b>0-1</b>

## SAMMY WATKINS

WR/KR • First Team, 2011 • First Team, 2012 • First Team, 2013

Year	GP-GS	Rec.	Yds	Avg	TD	LG	Rush	Yds	Avg	TD	KOR-Yds
2011	13-10	82	1219	14.9	12	65	32	231	7.2	0	33-826
2012	10-7	57	708	12.4	3	61	14	97	6.9	1	13-257
2013	13-12	101	1464	14.5	12	96	6	11	1.8	0	14-293
<b>Totals</b>	<b>36-29</b>	<b>240</b>	<b>3391</b>	<b>14.1</b>	<b>27</b>	<b>96</b>	<b>52</b>	<b>339</b>	<b>6.5</b>	<b>1</b>	<b>60-1376</b>

## DESHAUN WATSON

QB • First Team, 2015 • Second Team, 2016

Year	GP-GS	Comp	Att	Yds	Int	TD	Pct	Car	Yds	Avg	TD	Eff.
2014	8-5	93	137	1466	2	14	67.9	63	200	3.2	5	188.6
2015	15-15	333	491	4104	13	35	67.8	207	1105	5.5	12	156.3
2016	15-15	388	579	4593	17	41	67.0	166	626	3.8	9	151.1
<b>Totals</b>	<b>38-35</b>	<b>814</b>	<b>1207</b>	<b>10,163</b>	<b>32</b>	<b>90</b>	<b>67.4</b>	<b>436</b>	<b>1931</b>	<b>4.4</b>	<b>26</b>	<b>157.5</b>

## NELSON WELCH

PK • Third Team, 1992

Year	GP-GS	0-29	30-39	40-49	50+	Tot	LK	PAT	Pts
1991	12-12	8-10	6-8	5-6	0-3	19-27	47	31-35	88
1992	11-11	9-10	4-7	7-9	2-2	22-28	53	23-25	89
1993	12-12	9-11	4-5	2-8	0-0	15-24	47	17-18	62
1994	11-11	5-6	6-8	5-8	0-0	16-22	47	14-14	62
<b>Totals</b>	<b>46-46</b>	<b>31-37</b>	<b>20-28</b>	<b>19-31</b>	<b>2-5</b>	<b>72-101</b>	<b>53</b>	<b>85-92</b>	<b>301</b>

## JOEL WELLS

B • Third Team, 1955

Year	GP-GS	Att	Yds	Avg	TD	Rec.	Yds	Avg	TD	PR-Yds	Int-Yds	KR-Yds
1954	10-7	74	352	4.8	3	3	34	11.3	0	2-13	1-0	2-20
1955	10-10	135	782	5.8	5	3	87	29.0	1	7-56	2-37	8-181
1956	11-11	156	678	4.3	6	4	80	20.0	0	2-16	2-6	6-140
<b>Totals</b>	<b>31-28</b>	<b>365</b>	<b>1812</b>	<b>5.0</b>	<b>14</b>	<b>10</b>	<b>201</b>	<b>20.1</b>	<b>1</b>	<b>11-85</b>	<b>5-43</b>	<b>16-341</b>

## CHRISTIAN WILKINS

DE • First Team, 2016 • First Team, 2017 • Unanimous First Team, 2018

Year	GP-GS	Snaps	Hit	Ast	Tot	TFL	Sacks	Int	QP	PBU	CF-RF
2015	15-1	453	57	27	84	4.5-19	2-14	0-0	12	0	1-0
2016	15-15	706	41	15	56	13-52	3.5-23	0-0	20	10	0-2
2017	14-14	668	35	18	53	8.5-27	4.5-22	0-0	11	4	0-0
2018	15-15	614	37	20	57	15-70	6-41	0-0	13	2	2-2
<b>Totals</b>	<b>59-45</b>	<b>2441</b>	<b>170</b>	<b>80</b>	<b>250</b>	<b>41-168</b>	<b>16-100</b>	<b>0-0</b>	<b>56</b>	<b>16</b>	<b>3-4</b>

## MIKE WILLIAMS

WR • Second Team, 2016

Year	GP-GS	Rec.	Yds	Avg	TD	LG	Rush	Yds	Avg	TD	KOR-Yds
2013	13-3	20	316	15.8	3	30	0	0	----	0	0-0
2014	13-11	57	1030	18.1	6	56	0	0	----	0	0-0
2015	1-1	2	20	10.0	1	16	0	0	----	0	0-0
2016	15-15	98	1361	13.9	11	50	0	0	----	0	0-0
<b>Totals</b>	<b>42-30</b>	<b>177</b>	<b>2727</b>	<b>15.4</b>	<b>21</b>	<b>56</b>	<b>0</b>	<b>0</b>	<b>----</b>	<b>0</b>	<b>0-0</b>

## DONNELL WOOLFORD

CB • First Team, 1987 • Consensus First Team, 1988

Year	GP-GS	Tot	Hits	Ast	TFL	Int-Yd	PR-Yd	Avg	PBU
1985	12-0	21	12	9	0-0	1-34	1-14	14.0	2
1986	11-11	53	37	16	3-3	3-(-8)	25-203	8.1	12
1987	12-12	52	38	14	4-8	5-0	23-345	15.0	15
1988	12-12	61	45	16	5-18	1-0	29-192	6.6	15
<b>Totals</b>	<b>47-35</b>	<b>187</b>	<b>132</b>	<b>55</b>	<b>12-29</b>	<b>10-26</b>	<b>78-754</b>	<b>9.7</b>	<b>44</b>

## KYLE YOUNG

C • Second Team, 2000 • Third Team, 2001

Year	GP-GS	Plays	KD
1998	11-4	479	41
1999	12-12	919	83
2000	12-12	766	120
2001	12-12	854	168
<b>Totals</b>	<b>47-40</b>	<b>3018</b>	<b>412</b>

KYLE YOUNG WAS A TWO-TIME ALL-AMERICAN ON THE FIELD AND RECEIVED NUMEROUS ACADEMIC HONORS OFF THE FIELD.



# ALL-ACC SELECTIONS

Year	Player	Pos.	Cl.	T	Year	Player	Pos.	Cl.	T	Year	Player	Pos.	Cl.	T	Year	Player	Pos.	Cl.	T						
1953	Dreher Gaskin	E	Sr.	2	1979	Jeff Bostic	OG	Sr.	1	1991	Rob Bodine	MG	Sr.	1	2005	Tye Hill	CB	Sr.	1	2016	Ben Boulware	LB	Sr.	(1)	
	Don King	B	So.	2		Bubba Brown	LB	Sr.	1		Mike Brown	C	Sr.	1		Chansi Stuckey	WR	Jr.	1		Tyrone Crowder	OG	Jr.	(1)	
1954	Clyde White	T	Sr.	1		Steve Durham	DT	Jr.	1		Jeb Flesch	OG	Sr.	1		Jad Dean	PK	Jr.	2		Jay Guillermo	C	Sr.	(1)	
	Scott Jackson	E	Sr.	2		David Sims	P	Jr.	1		Levon Kirkland	OLB	Sr.	1		Roman Fry	OG	Jr.	2		Mitch Hyatt	OT	So.	(2)	
	Don King	B	Jr.	2		Jim Stuckey	DT	Sr.	1		Ed McDaniel	LB	Sr.	1		Charlie Whitehurst	QB	Sr.	2		Jadar Johnson	S	Sr.	(1)	
1955	Joel Wells	TB	Jr.	1		Rex Varn	DB	Sr.	1		Chester McGlockton	DT	Jr.	1	2006	Gaines Adams	DE	Sr.	1		Jordan Leggett	TE	Sr.	(1)	
1956	Joel Wells	TB	Sr.	1	1980	Obed Ariri	PK	Sr.	1		Robert O'Neal	FS	Jr.	1		Nathan Bennett	OG	Sr.	1		Cordrea Tankersley	CB	Sr.	(1)	
	Charlie Bussey	QB	Sr.	2		Perry Tuttle	FLK	Jr.	1		Terry Smith	WR	So.	1		James Davis	RB	So.	1		Carlos Watkins	DT	Sr.	(1)	
	John Grdijan	G	Jr.	2	1981	Dan Benish	DT	Jr.	1		Nelson Welch	PK	Fr.	1		Barry Richardson	OT	Jr.	1		Mike Williams	WR	Jr.	(1)	
	Dalton Rivers	E	Sr.	2		Tony Berryhill	C	Sr.	1		Bruce Bratton	OT	Sr.	2		Chansi Stuckey	WR	Sr.	1		Wayne Gallman	RB	Jr.	(2)	
1957	Harvey White	QB	So.	1		Jeff Bryant	DT	Sr.	1		Ronald Williams	TB	So.	2		Dustin Fry	C	Sr.	2		Greg Huegel	PK	So.	(2)	
	John Grdijan	G	Sr.	2		Jeff Davis	LB	Sr.	1	1992	Stacy Seegars	OG	Jr.	1		C.J. Spiller	RB	So.	2		Dexter Lawrence	DT	Fr.	(2)	
	Ray Masneri	E	Jr.	2		Homer Jordan	QB	Jr.	1		Brentson Buckner	DT	Jr.	2	2007	James Davis	RB	Jr.	1		Deshaun Watson	QB	Jr.	(2)	
1958	Jim Padgett	T	Sr.	1		Terry Kinard	FS	Jr.	1		Ashley Sheppard	OLB	Sr.	2		Aaron Kelly	WR	Jr.	1		Christian Wilkins	DE	So.	(3)	
	Ray Masneri	E	Sr.	2		Perry Tuttle	FLK	Sr.	1		Robert O'Neal	FS	Sr.	2		Chris McDuffie	OG	Sr.	1		Artavis Scott	WR	Jr.	(3)	
	Bill Thomas	C	Sr.	2	1982	Cliff Austin	TB	Sr.	1		Nelson Welch	PK	So.	2		Barry Richardson	OT	Sr.	1		Van Smith	S	So.	(3)...	
	Harvey White	B	Jr.	2		Andy Headen	DE	Sr.	1	1993	Brentson Buckner	DT	Sr.	1		Michael Hamlin	S	Jr.	2	2017	Tyrone Crowder	OG	Sr.	1	
1959	Gary Barnes	E	So.	1		Terry Kinard	FS	Sr.	1		Stacy Seegars	OG	Sr.	1		Cullen Harper	QB	Jr.	2		Justin Falcinelli	C	Sr.	1	
	Doug Cline	FB	Sr.	1		Frank Magwood	WR	Sr.	*1		Brian Dawkins	SS	So.	2	2008	Michael Hamlin	S	Sr.	1		Clelin Ferrell	DE	So.	1	
	Bill Mathis	HB	Sr.	1		Bob Paulling	PK	Jr.	*1		Andre Humphrey	CB	So.	2		C.J. Spiller	ST	Jr.	1		Mitch Hyatt	OT	Jr.	1	
	Harold Olson	T	Sr.	1		William Perry	MG	So.	1		Tim Jones	LB	Sr.	2		Thomas Austin	OL	Jr.	2		Dexter Lawrence	DT	So.	1	
	Lou Cordileone	T	Sr.	2		Johnny Rembert	LB	Sr.	1		Brent LeJeune	OT	Jr.	2		Aaron Kelly	WR	Sr.	2		Christian Wilkins	DL	Jr.	1	
	Paul Snyder	C	Sr.	2	1983	K.D. Dunn	TE	Jr.	1		Nelson Welch	PK	Jr.	2		C.J. Spiller	RB	Jr.	2		Austin Bryant	DE	Jr.	2	
1960	Lowndes Shingler	QB	Sr.	1		James Farr	OG	Sr.	1	1994	Tim Jones	LB	Sr.	1	2009	DeAndre McDaniel	S	Jr.	1		Dorian O'Daniel	LB	Sr.	2	
	Dave Lynn	G	Sr.	2		Rod McSwain	DB	Sr.	1		Marvin Cross	DT	Jr.	2		Michael Palmer	TE	Sr.	1		Deon Cain	WR	Jr.	3	
	Bill McGuirt	B	Jr.	2		Bob Paulling	PK	Sr.	1		Brian Dawkins	SS	Jr.	2		C.J. Spiller	KR	Sr.	1		Travis Etienne	RB	Jr.	3	
1961	Tommy King	E	Sr.	1		William Perry	MG	Jr.	1		Wardell Rouse	OLB	Sr.	2		Thomas Austin	OG	Sr.	2		Taylor Hearn	OG	Jr.	3	
1962	Don Chuy	T	Sr.	1		Edgar Pickett	DE	Sr.	1	1995	Nelson Welch	PK	Sr.	2		Jacoby Ford	WR	Sr.	2		Kendall Joseph	LB	Jr.	3	
1963	Pat Crain	FB	Jr.	1		James Robinson	DT	Sr.	1		Brian Dawkins	SS	Sr.	1		Chris Hairston	OT	Jr.	2		Hunter Renfrow	WR	Jr.	3	
	Billy Weaver	G	Sr.	1		Henry Walls	LB	Fr.	*1		Anthony Simmons	LB	Fr.	1	2010	Ricky Sapp	DE	Sr.	2	2018	Travis Etienne	RB	So.	1	
	Jack Aaron	T	Sr.	2	1984	Mike Eppley	QB	Sr.	*1		LaMarick Simpson	DT	Sr.	1		C.J. Spiller	RB	Sr.	2		Clelin Ferrell	DE	Jr.	1	
	Ted Bunton	C	Jr.	2		Dale Hatcher	P	Sr.	1		Will Young	OG	Sr.	1		Da'Quan Bowers	DE	Jr.	1		Mitch Hyatt	OT	Sr.	1	
	Lou Fogle	E	Sr.	2		Donald Igwebuike	PK	Sr.	1		Leomont Evans	FS	Sr.	2		Chris Hairston	OT	Sr.	1		Dexter Lawrence	DT	Jr.	1	
1965	Johnny Boyette	OT	Sr.	1		William Perry	MG	Sr.	1		Dwayne Morgan	OT	Sr.	2		Jarvis Jenkins	DT	Sr.	1		Christian Wilkins	DT	Sr.	1	
	Bill Hecht	LB	Sr.	1		Steve Reese	OG	Jr.	1		Raymond Priestner	TB	So.	2		DeAndre McDaniel	S	Sr.	1		Tremayne Anchrum	OT	Jr.	2	
	Hugh Mauldin	TB	Sr.	1		Terrance Roulhac	WR	So.	1	1996	Jeff Sauve	PK	Sr.	2		Wayne Allen	TE	So.	2		Justin Falcinelli	C	Sr.	2	
	Butch Sursavage	DE	So.	1		Ronald Watson	DB	Sr.	1		Jim Bundren	OT	Jr.	1	2011	Dwayne Allen	TE	Jr.	1		Tee Higgins	WR	So.	2	
1966	Jimmy Addison	QB	Jr.	1	1985	Steve Berlin	DT	Sr.	1		Trevor Pryce	DT	Jr.	1		Tajh Boyd	QB	So.	1		Tre Lamar	LB	Jr.	2	
	Wayne Mass	OT	Jr.	1		Kenny Flowers	TB	Jr.	1		Anthony Simmons	LB	So.	1		Andre Branch	DE	Sr.	1		Trevor Lawrence	QB	Fr.	2	
	Harry Olszewski	OG	Jr.	1		Steve Reese	OG	Sr.	1		Lamont Hall	TE	Jr.	2		Dalton Freeman	C	Jr.	1		Trayvon Mullen	CB	Jr.	2	
	Wayne Page	DB	Sr.	1		Jim Riggs	TE	Jr.	1		Dexter McClellan	CB	Sr.	2		Sammy Watkins	WR	Fr.	1		Sean Pollard	OG	Jr.	2	
	Butch Sursavage	DE	Jr.	1	1986	Terrence Flagler	TB	Sr.	1		Raymond Priestner	TB	Jr.	2		Chandler Catanzaro	PK	So.	2		Austin Bryant	DE	Sr.	3	
1967	Jim Catoe	LB	Jr.	1		Delton Hall	CB	Sr.	1		Glenn Rountree	OG	Jr.	2		Andre Ellington	RB	Jr.	2		Kendall Joseph	LB	Sr.	3	
	Ronnie Ducworth	DE	Jr.	1		Terence Mack	DE	Sr.	1	1997	Jamie Trimble	C	Sr.	2		Brandon Thompson	DT	Sr.	2		Tanner Muse	S	Jr.	3	
	Buddy Gore	TB	Jr.	1		Michael Dean Perry	DT	Jr.	1		Jim Bundren	OT	Sr.	1		Sammy Watkins	KR	Fr.	2		Hunter Renfrow	WR	Sr.	3	
	Frank Liberatore	DB	Sr.	1		John Phillips	OG	Jr.	1		Tony Horne	KR	Sr.	1	2012	Tajh Boyd	QB	Jr.	(1)		John Simpson	OG	Jr.	3	
	Wayne Mass	OT	Sr.	1		Jim Riggs	TE	Sr.	1		Raymond Priestner	TB	Sr.	1		Andre Ellington	RB	Sr.	(1)		A.J. Terrell	CB	So.	3	
	Harry Olszewski	OG	Sr.	1	1987	Terry Allen	TB	Fr.	1		Glenn Rountree	OG	Sr.	1		Brandon Ford	TE	Sr.	(1)	2019	Tremayne Anchrum	OT	Sr.	1	
1968	John Cagle	DT	Sr.	1		Jeff Nunamacher	OT	Jr.	1		Anthony Simmons	LB	Jr.	1		Dalton Freeman	C	Sr.	(1)		Travis Etienne	RB	Jr.	1	
	Jimmy Catoe	LB	Sr.	1		Michael Dean Perry	DT	Sr.	1		Lorenzo Bromell	DE	Sr.	2		DeAndre Hopkins	WR	Jr.	(1)		Tee Higgins	WR	Jr.	1	
	Ronnie Ducworth	DE	Sr.	1		John Phillips	OG	Sr.	1		Antwan Edwards	DB	Jr.	2		Brandon Thomas	OT	Jr.	(2)		Trevor Lawrence	QB	So.	1	
	Buddy Gore	TB	Sr.	1		Tony Stephens	MG	Sr.	1		Tony Horne	WR	Sr.	2		Chandler Catanzaro	PK	Jr.	(2)		Tanner Muse	S	Sr.	1	
	Joe Lhotsky	OT	Sr.	1		David Treadwell	PK	Sr.	1		Raymond White	MG	Sr.	2		Rashard Hall	S	Sr.	2		Isaiah Simmons	LB	Jr.	1	
1969	Ivan Southerland	DE	Sr.	1	1988	Terry Allen	TB	So.	1	1998	Antwan Edwards	CB	Sr.	1	2013	Vic Beasley	DE	Jr.	(1)		John Simpson	OG	Sr.	1	
	Charlie Waters	OE	Sr.	1		Mark Drag	MG	Sr.	1		Rahim Abdullah	OLB	Jr.	2		Sammy Watkins	WR	Jr.	(1)		A.J. Terrell	CB	Jr.	1	
	Ray Yauger	TB	Jr.	1		Jeff Nunamacher	OT	Sr.	1		Adrian Dingle	DE	Sr.	2		Tajh Boyd	QB	Sr.	(2)		Gage Cervenka	OG	Sr.	2	
1970	Don Kelley	DB	Jr.	1		Donnell Woolford	CB	Sr.	1		Corey Hulse	OG	Jr.	2		Bashaud Breeland	CB	Jr.	(2)		Tyler Davis	DT	Fr.	2	
	Dave Thompson	OG	Sr.	1		Chris Gardocki	P	Fr.	*2		Holland Postell	OT	Sr.	2		Brandon Thomas	OT	Sr.	(2)		Derion Kendrick	CB	So.	2	
1971	Wayne Baker	DE	Sr.	1		Jesse Hatcher	OLB	Sr.	*2	1999	Keith Adams	LB	So.	1		Stephone Anthony	LB	Jr.	(3)		Sean Pollard	C	Sr.	2	
	Larry Hefner	LB	Sr.	1		James Lott	FS	Jr.	*2		Robert Carswell	FS	Jr.	1		Chandler Catanzaro	PK	Sr.	(3)		Jackson Carman	OT	So.	3	
	John McMakin	TE	Sr.	1		Richard McCullough	DT	Sr.	*2		Rod Gardner	WR	Jr.	2		Roderick McDowell	RB	Sr.	(3)		Nyles Pinckney	DT	Jr.	3	
1972	Frank Wirth	DT	Sr.	1	1989	Doug Brewster	LB	Jr.	1		Terry Jolly	DT	Jr.	2		Tyler Shatley	OG	Sr.	(3)		Xavier Thomas	DE	So.	3	
1973	Peanut Martin	DB	So.	1		Chris Gardocki	PK/P	So.	1		Dextra Polite	CB	Sr.	2		Spencer Shuey	LB	Sr.	(3)		K'Von Wallace	S	Sr.	3	
	Ken Peebles	OT	Jr.	1		Vance Hammond	DT	Jr.	1	2000	Keith Adams	LB	Jr.	1	2014	Stephone Anthony	LB	Sr.	(1)	2020	Bryan Bresee	DT	Fr.	1	
	Ken Pengitore	QB	Jr.	1		Levon Kirkland	OLB	So.	^1		Alex Ardley	CB	Jr.	1		Vic Beasley	DE	Sr.	(1)		Travis Etienne	RB	Sr.	1	
1974	Willie Anderson	MG	Sr.	1		Stacy Long	OT	Jr.	1		Robert Carswell	FS	Sr.	1		Grady Jarrett	DT	Sr.	(1)		Travis Etienne	AP	Sr.	1	
	Bennie Cunningham	TE	Jr.	1		James Lott	FS	Sr.	1		Terry Jolly	DT	Sr.	1		Garry Peters	CB	Sr.	(2)		Derion Kendrick	CB	Jr.	1	
	Jim Ness	DB	Sr.	1		Otis Moore	DT	Sr.	^1		Kyle Young	C	Jr.	1		Artavis Scott	WR	Fr.	(2)		Trevor Lawrence	QB	Jr.	1	
	Ken Peebles	OT	Sr.	1		Robert O'Neal	FS	Fr.	*1		Travis Zachery	RB	Jr.	1		Mike Williams	WR	So.	(2)		Amari Rodgers	WR	Sr.	1	
1975	Bennie Cunningham	TE	Sr.	1		Hank Phillips	C	Sr.	^1		Rod Gardner	WR	Sr.	2	2015	Mackensie Alexander	CB	So.	(1)		Matt Bockhorst	OG	Jr.	2	
1977	Joe Bostic	OG	Jr.	1		Dexter Davis	CB	So.	*A2		Will Merritt	OG	Jr.	2		Shaq Lawson	DE	Jr.	(1)		Andrew Both Jr.	CB	So.	2	
	Jonathan Brooks	DE	Jr.	1		Jeb Flesch	OG	So.	*2	2001	Woodrow Dantzler	QB	Sr.	1		Eric Mac Lain	OG	Sr.	(1)		Jackson Carman	OT	Jr.	2	
	Lacy Brumley	OT	Sr.	1		John Johnson	OLB	Jr.	*2		Chad Carson	LB	Sr.	2		Artavis Scott	WR	So.	(1)		James Skalski	LB	Sr.	2	
	Jerry Butler	SE	Jr.	1	1990	Rob Bodine	MG	Jr.	1		Charles Hafley	DB	Sr.	2		Carlos Watkins	DT	Jr.	(2)		Nolan Turner	S	Sr.	2	
	Steve Fuller	QB	Jr.	1		Dexter Davis	CB	Jr.	1		Terry Jolly	OG	Sr.	2		Deshaun Watson	QB	So.	(1)		Cornell Powell	WR	Sr.	3	
	Steve Ryan	DB	Jr.	1		Chris Gardocki	PK/P	Jr.	1	2002	Nick Eason	DT	Sr.	1		Ben Boulware	LB	Jr.	(2)						
	Randy Scott	LB	Jr.</																						



# OFFENSIVE LINEMAN TRADITION



JACKSON CARMAN

**2** Number of years **Dalton Freeman** (2011,12) and **Kyle Young** (2000,01) were finalists for the Rimington Trophy, which is given to the top center in the nation.

**3** Number of consecutive years **Kyle Young** was named a First-Team Verizon Academic All-American, just the second three-time selection among offensive linemen in college football history. Young was also a two-time All-American on the field.

**3** Number of First-Team All-ACC offensive linemen Clemson had in 2016 and 2017, the only two times the Tigers have had three first-team selections.

**24** Number of all-conference selections by the Clemson offensive line from 2015-20, the most of any Power Five Conference school.

**46** Jackson Carman's selection in the 2021 NFL draft, Clemson's highest-selected offensive lineman in 50 years.

**3754** Number of career snaps from scrimmage for **Mitch Hyatt**, the most by a Tiger at any position in history. Hyatt won the ACC Jacobs Blocking Trophy in each of his final two seasons at Clemson.

## HONORS

### OUTLAND TROPHY FINALISTS

Stacy Long, OT 1990

### RIMINGTON TROPHY FINALISTS

Kyle Young, C 2000,01  
Dalton Freeman, C 2011,12

### ALL-AMERICANS

O.K. Pressley, C 1928  
Ralph Jenkins, C 1945  
Wayne Mass, OT 1966  
Harry Olszewski, OG 1967  
Dave Thompson, OG 1970  
Joe Bostic, OG 1977,78  
Lee Nanne, OT 1981  
James Farr, OG 1983  
Steve Reese, OG 1985  
John Phillips, OG 1986,87  
Stacy Long, OT 1989,90  
Jeb Flesch, OG 1991  
Stacy Seegars, OG 1992,93  
Jim Bundren, OT 1997  
Kyle Young, C 2000,01  
Nathan Bennett, OG 2006  
Barry Richardson, OT 2007  
Chris McDuffie, OG 2007  
Thomas Austin, OG 2009  
Dalton Freeman, C 2012  
Mitch Hyatt, OT 2017,18  
John Simpson, OL 2019  
Jackson Carman, OT 2020

### ACC JACOBS BLOCKING TROPHY

Wayne Mass, OT 1966  
Harry Olszewski, OG 1967  
Joe Bostic, OG 1977  
Lee Nanne, OT 1981  
James Farr, OG 1983  
John Phillips, OG 1987  
Mitch Hyatt, OT 2017,18

### ALL-CONFERENCE PLAYERS

O.L. Derrick, OG 1903-05  
W.A. Schilleter, OT 1913  
Mutt Gee, C 1917  
L.M. Lightsey, OT 1919,20,22  
R.C. Potts, OG 1919  
O.K. Pressley, C 1928  
Tom Brown, OT 1935  
Charlie Woods, C 1937  
Ralph Jenkins, C 1944,45  
Bill Thomas, C 1958  
Ted Buntin, C 1963  
Don Chuy, OG 1963  
Billy Weaver, OG 1963  
Johnny Boyette, OT 1965  
Wayne Mass, OT 1966,67  
Harry Olszewski, OG 1966,67  
Joe Lhotsky, OT 1968  
Dave Thompson, OG 1970  
Ken Peebles, OT 1973,74  
Joe Bostic, OG 1977,78  
Lacy Brumley, OT 1977

Steve Kenney, OT 1978  
Jeff Bostic, OG 1979  
Lee Nanne, OT 1980,81  
Tony Berryhill, C 1981  
James Farr, OG 1983  
Steve Reese, OG 1984,85  
John Phillips, OG 1986,87  
Jeff Nunamacher, OT 1987,88  
Stacy Long, OT 1989,90  
Hank Phillips, C 1989  
Jeb Flesch, OG 1989-91  
Eric Harmon, OG 1990  
Mike Brown, C 1991  
Bruce Bratton, OT 1991  
Stacy Seegars, OG 1992,93  
Brent LeJeune, OT 1993  
Will Young, OG 1995  
Dwayne Morgan, OT 1995  
Jim Bundren, OT 1996,97  
Glenn Rountree, OG 1996,97  
Jamie Trimble, C 1996  
Holland Postell, OT 1998  
Corey Hulsey, OG 1998  
Kyle Young, C 2000,01  
Will Merritt, OG 2000,01  
Akil Smith, OT 2001  
Gregory Walker, OT 2003  
Roman Fry, OG 2005  
Nathan Bennett, OG 2006  
Barry Richardson, OT 2006,07  
Dustin Fry, C 2006

Chris McDuffie, OG 2007  
Thomas Austin, OL 2008,09  
Chris Hairston, OT 2009,10  
Dalton Freeman, C 2011,12  
Brandon Thomas, OT 2012,13  
Tyrone Crowder, OG 2015-17  
Joe Gore, OT 2015  
Jay Guillermo, C 2015,16  
Mitch Hyatt, OT 2015-18  
Eric Mac Lain, OG 2015  
Justin Falcinelli, C 2017,18  
Tremayne Anchrum, OT 2018,19  
Sean Pollard, OG 2018,19  
John Simpson, OG 2018,19  
Jackson Carman, OT 2019,20  
Gage Cervenka, OL 2019  
Matt Bockhorst, OG 2020

### ACC 50-YEAR SELECTIONS

Joe Bostic, OG 1975-78

### NFL PLAYERS

Tremayne Anchrum, OL 2020  
Thomas Austin, OG 2010-13  
Isaiah Battle, OT 2015-17  
Nathan Bennett, OG 2007,08  
Jeff Bostic, C 1980-93  
Joe Bostic, OG 1979-88  
Jim Bundren, OT 1998-00  
Don Chuy, OG 1963-69  
Brian Clark, OG 1982

Chris Dolce, OG 1983  
James Farr, OG 1984,85  
Dalton Freeman, C 2013-16  
Dustin Fry, C 2007,08,09  
Chris Hairston, OT 2011-17  
Ricky Harrell, C 1973  
Taylor Hearn, OG 2018  
Corey Hulsey, OG 2001,03-06  
Mitch Hyatt, OT 2019,20  
Ralph Jenkins, C 1947  
Steve Kenney, OT 1979-86  
Wayne Mass, OT 1968-72  
Jim McCanless, OG 1960  
Antoine McClain 2012-15  
Dwayne Morgan, OT 2003  
Wayne Mulligan, C 1969-75  
Harold Olson, OT 1960-64  
Harry Olszewski, OG 1969,70  
Bob Patton, OT 1952  
Ken Peebles, OG 1975  
Barry Richardson, OT 2008-13  
Glenn Rountree, OG 1999  
Tyler Shatley, OG 2014-20  
John Simpson, OG 2020  
Brandon Thomas, OT 2014-19  
Dave Thompson, OG 1971-75  
Gregory Walker, OG 2004  
Curtis Whitley, C 1992-97

### SUPER BOWL CHAMPIONS

Jeff Bostic, Redskins 1982,87,91



# RECEIVER TRADITION

**1** Number of tight ends named to the ACC 50-Year Anniversary team. The only pick was former Tiger **Bennie Cunningham**, an All-America tight end in 1974 and 1975.

**2** Number of times **Jordan Leggett** was a Mackey Award finalist

**6** Number of consecutive years Clemson has had a wide receiver selected in the NFL draft, the nation's longest active streak.

**11** Number of Tiger wide receivers drafted since the 2013 NFL draft, most in the nation. Also, the number of ACC receiving-yardage champions Clemson has had. That includes **DeAndre Hopkins** in 2012 and **Sammy Watkins** in 2013.

**50** Number of receptions for **Dwayne Allen** in 2011, when he earned the Mackey Award as the nation's top tight end.

**747** Number of career receptions for **DeAndre Hopkins** since he entered the NFL in 2013, the most in the league during that span.

**1902** Combined receiving yards by **Amari Rodgers** and **Cornell Powell** in 2020 before both were selected in the 2021 NFL draft, Clemson's third draft under Head Coach Dabo Swinney with multiple wideouts selected.

AMARI RODGERS

## HONORS

### BILETNIKOFF AWARD FINALISTS

Sammy Watkins 2013

### MACKAY AWARD WINNERS

Dwayne Allen 2011

### MACKAY AWARD FINALISTS

Jordan Leggett 2015,16

### SPORTING NEWS NATIONAL FOTY

Sammy Watkins 2011

### ALL-AMERICANS

Joe Blalock	1940,41
Bennie Cunningham	1974,75
Jerry Butler	1978
Perry Tuttle	1981
Rod Gardner	2000
Dwayne Allen	2011
Sammy Watkins	2011-13
DeAndre Hopkins	2012
Jordan Leggett	2015,16
Mike Williams	2016
Tee Higgins	2019

### ALL-CONFERENCE PLAYERS

Hope Sandler 1902

Gus Goins	1938
Joe Blalock	1939-41
Chip Clark	1942
Glenn Smith	1950,51
Dreher Gaskin	1953
Scott Jackson	1954
Dalton Rivers	1956
Ray Masneri	1957,58
Gary Barnes	1959
Tommy King	1961
Charlie Waters	1969
John McMakin	1971
Bennie Cunningham	1974,75
Jerry Butler	1977,78
Perry Tuttle	1980,81
Frank Magwood	1982
K.D. Dunn	1983
Jim Riggs	1985,86
Terrance Roulhac	1984
Terry Smith	1991
Lamont Hall	1996
Tony Horne	1997
Rod Gardner	1999,00
Airese Currie	2004
Chansi Stuckey	2005,06
Aaron Kelly	2007,08
Jacoby Ford	2009

Michael Palmer	2009
Dwayne Allen	2011
Sammy Watkins	2011,13
Brandon Ford	2012
DeAndre Hopkins	2012
Artavis Scott	2014,15,16
Mike Williams	2014,16
Jordan Leggett	2015,16
Deon Cain	2017
Hunter Renfrow	2017,18
Tee Higgins	2018,19
Cornell Powell	2020
Amari Rodgers	2020

### ACC 50-YEAR SELECTIONS

Jerry Butler	1975-78
Bennie Cunningham	1973-75

### NFL PLAYERS

Dwayne Allen	2012-18
Gary Barnes	1961-67
Shelton Boyer	1987
Jaron Brown	2013-20
Martavis Bryant	2014,15,17,18
Jerry Butler	1979-87
Deon Cain	2018-20
Dwight Clark	1979-87

James Coley	1990,91
Bennie Cunningham	1976-85
Airese Currie	2005,06
K.D. Dunn	1985-88
Jacoby Ford	2010-13
Rod Gardner	2001-06
Tyler Grisham	2009
Lamont Hall	1999-05
Derrick Hamilton	2004,05
Tee Higgins	2020
DeAndre Hopkins	2013-20
Tony Horne	1998-00
Adam Humphries	2015-20
Keith Jennings	1989-97
Jordan Leggett	2017-20
Ray Mathews	1951-60
Ray-Ray McCloud	2018-20
John McMakin	1972-76
Michael Palmer	2010-14
Charone Peake	2016-19
Bob Poole	1964-67
Hunter Renfrow	2019,20
Jim Riggs	1987-93
Stan Rome	1979-82
Larry Ryans	1993,96
Artavis Scott	2017-20
Chansi Stuckey	2007-10

Rendrick Taylor	2010
Doug Thomas	1991-93
Trevion Thompson	2019
Perry Tuttle	1982-88
Joey Walters	1977-87
Sammy Watkins	2014-20
Mike Williams	2017-20
Ray Williams	1987
Kevin Youngblood	2006

### PRO BOWL PLAYERS

Jerry Butler	1980
Dwight Clark	1981,82
DeAndre Hopkins	2015,17-20

### SUPER BOWL CHAMPIONS

Dwayne Allen, Patriots	2018
Dwight Clark, 49ers	1981,84
Bennie Cunningham, Steelers	1977,78
K.D. Dunn, Redskins	1987
John McMakin, Steelers	1974
Tony Horne, Rams	1999
Sammy Watkins, Chiefs	2019



# QUARTERBACK TRADITION

TREVOR LAWRENCE

**1** Overall selection for **Trevor Lawrence** by the Jacksonville Jaguars in the 2021 NFL draft, making him the first No. 1 overall pick in Clemson football history.

**2** Number of quarterbacks in FBS history to pass for at least 4,000 yards and rush for 1,000 yards in a season. In 2015, **Deshaun Watson** was the first to accomplish the feat.

**2** Finishes in the 2016 and 2020 Heisman Trophy voting by **Deshaun Watson** and **Trevor Lawrence**, tied for the highest finishes in Tiger history.

**4** Number of victories without a loss **Charlie Whitehurst** had as a starting quarterback against South Carolina in his career (2002-05). He is the only starting signal-caller in series history to have a 4-0 record.

**20** Touchdown passes and home runs for two-sport athlete **Kyle Parker** during the 2009-10 academic year, the first NCAA Division I athlete to reach 20 of each in one season. He became Clemson's 51st all-time major league player when he played with the Colorado Rockies in 2014.

**30** Number of passing touchdowns by **Trevor Lawrence** in 2018 against only four interceptions, as he became the first first-year freshman starting quarterback to lead his team to the national title since 1985.

**34** Career victories by **Trevor Lawrence** as a starting quarterback, breaking the Clemson record previously held by three Tigers. His 94.4 winning percentage (34-2) was third best by a starting quarterback with at least 30 starts since Division I split in 1978.

**133** **Tajh Boyd's** career touchdown responsibility total, an ACC record. He had 107 passing TDs and 26 rushing scores.

## HONORS

### GRIFFIN AWARD WINNERS

Deshaun Watson	2015
Trevor Lawrence	2018

### HEISMAN TROPHY FINALISTS

Deshaun Watson	2015,16
Trevor Lawrence	2020

### MANNING AWARD WINNERS

Deshaun Watson	2015,16
----------------	---------

### MANNING AWARD FINALISTS

Tajh Boyd	2012,13
Trevor Lawrence	2018-20

### MAXWELL AWARD FINALISTS

Deshaun Watson	2015
Trevor Lawrence	2020

### O'BRIEN AWARD WINNERS

Deshaun Watson	2015,16
----------------	---------

### O'BRIEN AWARD FINALISTS

Trevor Lawrence	2020
-----------------	------

### UNITAS AWARD WINNERS

Deshaun Watson	2016
----------------	------

### UNITAS AWARD FINALISTS

Trevor Lawrence	2020
-----------------	------

### WALTER CAMP FINALISTS

Deshaun Watson	2015,16
Trevor Lawrence	2020

### ALL-AMERICANS

Banks McFadden	1939
Steve Fuller	1978
Tajh Boyd	2012

Deshaun Watson	2015,16
Trevor Lawrence	2020

### ACADEMIC ALL-AMERICANS

Charlie Bussey	1956
----------------	------

Harvey White	1957
--------------	------

Steve Fuller	1977,78
--------------	---------

Mike Epley	1984
------------	------

### NCAA POSTGRADUATE SCHOLARSHIPS

Jimmy Bell	1964
------------	------

Jimmy Addison	1968
---------------	------

Steve Fuller	1979
--------------	------

### ACC PLAYERS-OF-THE-YEAR

Steve Fuller	1977,78
--------------	---------

Tajh Boyd	2012
-----------	------

Deshaun Watson	2015
----------------	------

Trevor Lawrence	2020
-----------------	------

### ACC ROOKIES-OF-THE-YEAR

Trevor Lawrence	2018
-----------------	------

### ALL-CONFERENCE PLAYERS

John Maxwell	1902,03
--------------	---------

Goat McMillan	1929
---------------	------

Banks McFadden	1939
----------------	------

Bobby Gage	1948
------------	------

Billy Hair	1951,52
------------	---------

Don King	1953,54
----------	---------

Charlie Bussey	1956
----------------	------

Harvey White	1957
--------------	------

Lowndes Shingler	1960
------------------	------

Jimmy Addison	1967
---------------	------

Ken Pengitore	1973
---------------	------

Steve Fuller	1977,78
--------------	---------

Homer Jordan	1981
--------------	------

Mike Epley	1984
------------	------

Woodrow Dantzler	2001
------------------	------

Charlie Whitehurst	2005
--------------------	------

Cullen Harper	2007
---------------	------

Tajh Boyd	2011-13
-----------	---------

Deshaun Watson	2015,16
----------------	---------

Trevor Lawrence	2018-20
-----------------	---------

### ACC 50-YEAR SELECTIONS

Steve Fuller	1975-78
--------------	---------

### PROFESSIONAL PLAYERS

DeChane Cameron	1992
-----------------	------

Woodrow Dantzler	2002,03
------------------	---------

Steve Fuller	1979-87
--------------	---------

Bobby Gage	1949,50
------------	---------

Nealon Greene	1998-05
---------------	---------

Dick Hendley	1951
--------------	------

Homer Jordan	1983-85
--------------	---------

Banks McFadden	1940
----------------	------

Will Proctor	2007,08
--------------	---------

Deshaun Watson	2017-20
----------------	---------

Harvey White	1960
--------------	------

Charlie Whitehurst	2006-16
--------------------	---------

### PRO BOWL PLAYERS

Deshaun Watson	2018-20
----------------	---------

### SUPER BOWL CHAMPIONS

Steve Fuller, Bears	1985
---------------------	------



# RUNNING BACK TRADITION



TRAVIS ETIENNE

**0** Number of players in ACC history with more career rushing yards than **Travis Etienne** (4,952).

**1** **Bill Mathis** was a member of the New York Jets' 1969 Super Bowl championship team, the first former Tiger to win a Super Bowl ring.

**2** Number of Super Bowl championship rings won by former Tiger **Terrence Flagler** with the San Francisco 49ers in 1988 and 1989.

**2** Number of years of eligibility needed for **C.J. Spiller** to be selected to the College Football Hall of Fame, earning induction in his second try in 2021.

**5** Consecutive years Clemson had a First-Team or Second-Team All-ACC running back from 2005-09.

**7** Number of years since 2011 Clemson has had a 1,000-yard rusher.

**14** Number of All-ACC running backs Clemson has had in the last 15 years.

**46** Number of games in which **Travis Etienne** scored a touchdown, an FBS record.

**78** Number of total touchdowns scored by **Travis Etienne**, an ACC record, including 70 on the ground. He became the sixth FBS player to reach 70 career rushing touchdowns.

**7588** Number of career all-purpose yards by **C.J. Spiller** in his four years with the Tiger program, the fourth-highest total in NCAA history and 694 more than any other player in ACC history.

## HONORS

### DOAK WALKER FINALISTS

C.J. Spiller	2009
Travis Etienne	2018,20

### HORNUNG FINALISTS

Travis Etienne	2020
----------------	------

### ALL-AMERICANS

Joel Wells	1955
Terrence Flagler	1986
C.J. Spiller	2009
Travis Etienne	2018-20

### ACC PLAYERS-OF-THE-YEAR

Buddy Gore	1967
C.J. Spiller	2009
Travis Etienne	2018,19

### ACC ROOKIES-OF-THE-YEAR

Chuck McSwain	1979
---------------	------

Terry Allen	1987
Ronald Williams	1990
James Davis	2005

### ALL-CONFERENCE PLAYERS

Jock Hanvey	1903
Fritz Furtick	1905
Stumpy Banks	1919
Goat McMillan	1929
Don Willis	1938
Charlie Timmons	1940,41
Ray Mathews	1949
Fred Cone	1950
Billy Hair	1951,52
Joel Wells	1955,56
Doug Cline	1959
Bill Mathis	1959
Bill McGuirt	1960
Pat Crain	1963
Hugh Mauldin	1965

Buddy Gore	1967,68
Ray Yauger	1969
Lester Brown	1978
Cliff Austin	1982
Kenny Flowers	1985
Terrence Flagler	1986
Terry Allen	1987,88
Ronald Williams	1990,91
Raymond Priestner	1995-97
Travis Zachery	2000
James Davis	2006,07
C.J. Spiller	2006,08,09
Andre Ellington	2011,12
Roderick McDowell	2013
Wayne Gallman	2015,16
Travis Etienne	2017-20

### NFL PLAYERS

Terry Allen	1991-01
Cliff Austin	1983-87

Bob Baldwin	1966,67
Zac Brooks	2016
Ken Callicutt	1978-82
Adam Choice	2019
Fred Cone	1951-60
James Davis	2009,10
Stacey Driver	1987
Andre Ellington	2013-18
Terrence Flagler	1987-91
Kenny Flowers	1987-89
Wayne Gallman	2017-20
Steve Griffin	1987
Jamie Harper	2011,12
Rudy Harris	1993-95
Tracy Johnson	1989-96
Kevin Mack	1985-93
Bill Mathis	1960-69
Jeff McCall	1983
Chuck McSwain	1983-87
Joe Pagliei	1959,60

Marion Reeves	1974-76
Marvin Sims	1980,81
C.J. Spiller	2010-17
Don Testerman	1976-80
Charlie Timmons	1946
Sid Tinsley	1945
Joel Wells	1957-61
Derrick Witherspoon	1995-97
Terry Witherspoon	2001

### PRO BOWL PLAYERS

Ray Mathews	1952,53,55
Bill Mathis	1963
Kevin Mack	1985-87
Terry Allen	1996
C.J. Spiller	2012

### SUPER BOWL CHAMPIONS

Terrence Flagler, 49ers	1988,89
Bill Mathis, Jets	1969



# DEFENSIVE LINEMAN TRADITION

**1** Number of Campbell Trophy winners in Clemson history. In 2018, **Christian Wilkins** became the first Tiger to receive the award known as the "Academic Heisman Trophy" before being the No. 13 overall pick in the 2019 NFL draft.

**2** Number of Tiger defensive linemen to earn conference awards as freshmen in 2020, **Bryan Bresee** (ACC Defensive Rookie-of-the-Year) and **Myles Murphy** (AP ACC Co-Newcomer-of-the-Year).

**3** Number of Tiger defensive linemen picked in the first round of the 2019 NFL draft, making Clemson the first school in history to produce three first-round defensive linemen in an NFL draft, excluding linemen officially chosen as outside linebackers.

**5** Number of Clemson defensive linemen selected in the first round of the NFL draft since 2015, the most in the nation.

**13** Number of All-America selections by Clemson defensive linemen in the last eight years, including 10 selections since 2016.

**27** Number of tackles for loss by William Perry in 1984 and Rob Bodine in 1991. Both players led the nation.

BRYAN BRESEE

## HONORS

### BEDNARIK AWARD FINALISTS

Vic Beasley, DE 2014  
Christian Wilkins, DT 2018

### CAMPBELL TROPHY WINNERS

Christian Wilkins, DT 2018

### HENDRICKS AWARD WINNERS

Da'Quan Bowers, DE 2010  
Clein Ferrell, DE 2018

### HENDRICKS AWARD FINALISTS

Andre Branch, DE 2011  
Vic Beasley, DE 2013,14  
Shaq Lawson, DE 2015  
Clein Ferrell, DE 2017

### LOMBARDI AWARD FINALISTS

William Perry, MG 1984  
Da'Quan Bowers, DE 2010  
Vic Beasley, DE 2014  
Shaq Lawson, DE 2015  
Christian Wilkins, DT 2018

### LOTT IMPACT TROPHY FINALISTS

Christian Wilkins, DT 2018

### NAGURSKI AWARD WINNERS

Da'Quan Bowers, DE 2010

### NAGURSKI AWARD FINALISTS

Gaines Adams, DE 2006  
Shaq Lawson, DE 2015  
Christian Wilkins, DL 2016,18

### OUTLAND TROPHY FINALISTS

William Perry, MG 1984  
Michael Dean Perry, DT 1987  
Christian Wilkins, DT 2018

### SENIOR CLASS AWARD FINALISTS

Christian Wilkins, DT 2018

### ALL-AMERICANS

Tom Barton, DL 1952  
Lou Cordileone, DT 1959  
Jim Stuckey, DT 1979  
Jeff Bryant, DT 1981  
William Perry, MG 1982-84  
James Robinson, DT 1983  
Michael Dean Perry, DT 1987  
Rob Bodine, MG 1991  
Gaines Adams, DE 2006  
Da'Quan Bowers, DE 2010  
Andre Branch, DE 2011  
Vic Beasley, DE 2013,14  
Grady Jarrett, DT 2014  
Shaq Lawson, DE 2015  
Christian Wilkins, DL 2016-18  
Carlos Watkins, DT 2016  
Austin Bryant, DE 2017  
Clein Ferrell, DE 2017,18  
Dexter Lawrence, DT 2017,18

### ACC PLAYERS-OF-THE-YEAR

William Perry, MG 1984  
Michael Dean Perry, DT 1987

### ACC DEFENSIVE PLAYERS-OF-THE-YEAR

Gaines Adams, DE 2006  
Da'Quan Bowers, DE 2010  
Vic Beasley, DE 2014  
Clein Ferrell, DE 2018

### ALL-CONFERENCE PLAYERS

B.C. Inabinet, MG 1935  
Bob Turner, DT 1945  
Frank Gillespie, MG 1948  
George Fritts, MG 1939-41  
Clyde White, DT 1954  
John Grdijan, MG 1956,57

Jim Padgett, DT 1958  
Lou Cordileone, DT 1959  
Harold Olson, DT 1959  
John Cagle, DT 1968  
Frank Wirth, DT 1972  
Willie Anderson, MG 1974  
Jim Stuckey, DT 1978,79  
Steve Durham, DT 1979  
Dan Benish, DT 1981  
Jeff Bryant, DT 1981  
William Perry, MG 1982-84  
James Robinson, DT 1983  
Steve Berlin, DT 1985  
Michael Dean Perry, DT 1986,87  
Tony Stephens, MG 1987  
Mark Drag, MG 1988  
Rich McCullough, DT 1988  
Vance Hammond, DT 1989,90  
Otis Bryant, DT 1989  
Rob Bodine, MG 1991  
Chester McGlockton, DT 1991  
Brentson Buckner, DT 1992,93  
Marvin Cross, DT 1994  
Lamarick Simpson, DT 1995  
Trevor Pryce, DT 1996  
Lorenzo Bromell, DT 1997  
Raymond White, DT 1997  
Adrian Dingle, DE 1998  
Terry Jolly, DT 1999,00  
Nick Eason, DT 2002  
Bryant McNeal, DE 2002  
Donnell Washington, DT 2003  
Gaines Adams, DE 2006  
Ricky Sapp, DE 2009  
Da'Quan Bowers, DE 2010  
Jarvis Jenkins, DT 2010  
Andre Branch, DE 2011  
Brandon Thompson, DT 2011  
Vic Beasley, DE 2013,14  
Grady Jarrett, DT 2014  
Shaq Lawson, DE 2015

Carlos Watkins, DT 2015,16  
Dexter Lawrence, DT 2016-18  
Christian Wilkins, DL 2016-18  
Austin Bryant, DE 2017,18  
Clein Ferrell, DE 2017,18  
Tyler Davis, DT 2019  
Nyles Pinckney, DT 2019  
Xavier Thomas, DE 2019  
Bryan Bresee, DT 2020

### ACC 50-YEAR SELECTIONS

Michael Dean Perry, DT 1984-97  
William Perry, MG 1981-84

### NFL PLAYERS

Gaines Adams, DE 2007-09  
Tavaris Barnes, DE 2015,16  
Vic Beasley, DE 2015-20  
Dan Benish, DT 1983-88  
Charles Bennett, DE 2006-08  
Da'Quan Bowers, DE 2011-14  
Andre Branch, DE 2012-20  
Lorenzo Bromell, DE 1998-04  
Kourtnei Brown, DE 2014,15  
Austin Bryant, DE 2019,20  
Jeff Bryant, DT 1982-93  
Brentson Buckner, DT 1994-05  
John Cagle, DT 1969  
Lou Cordileone, DT 1960-68  
Corey Crawford, DE 2015  
Adrian Dingle, DT 1999-04  
Kevin Dodd, DE 2016,17  
Steve Durham, DT 1982  
Nick Eason, DT 2004-12  
Clein Ferrell, DE 2019,20  
Malliciah Goodman, DE 2013-16  
Bill Hudson, DT 1961-63  
Bob Hudson, DT 1951-61  
Albert Huggins, DT 2019,20  
Clarence Inabinet, DT 1936  
Grady Jarrett, DT 2015-20

Jarvis Jenkins, DT 2011-18  
Dexter Lawrence, DT 2019,20  
Shaq Lawson, DE 2016-20  
Richard McCullough, DT 1989,90  
Chester McGlockton, DT 1992-03  
Bryant McNeal, DE 2003-06  
Phillip Merling, DE 2008-13  
William Perry, MG 1985-94  
Michael Dean Perry, DT 1988-97  
Robert Potts, DT 1919  
Trevor Pryce, DT 1997-10  
D.J. Reader, DT 2016-20  
Archie Reese, DT 1978-84  
Ricky Sapp, DE 2010-14  
Dorell Scott, DT 2009-11  
Jim Stuckey, DT 1980-87  
Brandon Thompson, DT 2012-16  
Khaleed Vaughn, DE 2004,05  
Donnell Washington, DT 2004,05  
Carlos Watkins, DT 2017-20  
Christian Wilkins, DT 2019,20  
DeShawn Williams, DT 2015-18,20

### PRO BOWL PLAYERS

Bill Hudson, DT 1961  
Chester McGlockton, DT 1994-97  
Michael Dean Perry, DT 1989-91,93,94,96  
Trevor Pryce, DT 1999-02  
Vic Beasley, DE 2016  
Grady Jarrett, DT 2019,20

### SUPER BOWL CHAMPIONS

Dan Benish, Redskins 1987  
Nick Eason, Steelers 2008  
William Perry, Bears 1986  
Trevor Pryce, Broncos 1997,98  
Archie Reese, 49ers 1981  
Jim Stuckey, 49ers 1981,84



# LINEBACKER TRADITION



JAMES SKALSKI

**1** Stephone Anthony led Clemson's top-ranked total defense in tackles in 2014. He was then selected in the first round of the 2015 NFL Draft by the New Orleans Saints.

**2** Number of FBS players since 2013 that have recorded at least 100 tackles, 16 tackles for loss, eight sacks and multiple interceptions in a season, including **Isaiah Simmons**, who in 2019 became the first player to do so since Khalil Mack.

**7** Number of Butkus Award finalists coached by **Brent Venables**, in his career, including **Isaiah Simmons**, who became Clemson's first Butkus Award winner in 2019.

**13.1** Average points per game allowed by the 2018 defense, as the linebackers helped Clemson finish first in the nation in scoring defense for the first time in school history.

**42** Number of former Tiger linebackers who have made an NFL roster during the regular season.

**43** Jersey number of both **Keith Adams** and **Leroy Hill**, both of whom won ACC Defensive Player-of-the-Year honors at Clemson. **Adams** won the award in the 1999 season and **Hill** took home the hardware in 2004.

**160** Number of tackles by **B.J. Goodson** during the Tigers' 2015 national championship runner-up season. Goodson was first-team All-ACC and then drafted in the fourth round by the New York Giants.

**2007** Year former All-American **Jeff Davis** was inducted into the College Football Hall of Fame.

## HONORS

### BUTKUS AWARD WINNERS

Isaiah Simmons 2019

### BUTKUS AWARD FINALISTS

Levon Kirkland 1990  
Ed McDaniel 1991  
Keith Adams 2000  
Dorian O'Daniel 2017  
Tre Lamar 2018  
Isaiah Simmons 2019

### NAGURSKI TROPHY FINALISTS

Isaiah Simmons 2019

### NATIONAL ROOKIES-OF-THE-YEAR

Anthony Simmons 1995

### ALL-AMERICANS

Jeff Davis 1981  
Johnny Rembert 1982  
Levon Kirkland 1990,91  
Ed McDaniel 1991  
Anthony Simmons 1995-97  
Keith Adams 1999,00  
Leroy Hill 2004  
Ben Boulware 2016  
Dorian O'Daniel 2017  
Tre Lamar 2018

Isaiah Simmons 2019

### ACC PLAYERS-OF-THE-YEAR

Jeff Davis 1981

### ACC DEFENSIVE PLAYERS-OF-THE-YEAR

Keith Adams 1999  
Leroy Hill 2004  
Ben Boulware 2016  
Isaiah Simmons 2019

### ALL-CONFERENCE PLAYERS

Vet Sitton 1903  
Wyndie Wyndham 1950  
Bill Hecht 1965  
Butch Sursavage 1965,66  
Jim Catoe 1967,68  
Ronnie Ducworth 1967,68  
Ivan Southerland 1969  
Wayne Baker 1971  
Larry Hefner 1971  
Jonathan Brooks 1977,78  
Randy Scott 1977,78  
Bubba Brown 1978,79  
Jeff Davis 1981  
Andy Headen 1982  
Johnny Rembert 1982  
Edgar Pickett 1983

Henry Walls 1983

Terence Mack 1986

Jesse Hatcher 1988

Doug Brewster 1989,90

John Johnson 1989,90

Levon Kirkland 1989-91

Ed McDaniel 1990,91

Ashley Sheppard 1992

Tim Jones 1993,94

Wardell Rouse 1994

Anthony Simmons 1995-97

Rahim Abdullah 1998

Keith Adams 1999

Chad Carson 2000,01

Leroy Hill 2003,04

Stephone Anthony 2013,14

Spencer Shuey 2013

Ben Boulware 2015,16

B.J. Goodson 2015

Kendall Joseph 2017,18

Dorian O'Daniel 2017

Tre Lamar 2018

Isaiah Simmons 2019

James Skalski 2020

### ACC 50-YEAR SELECTIONS

Jeff Davis 1978-81

Anthony Simmons 1995-97

### NFL PLAYERS

Rahim Abdullah 1999,00

Keith Adams 2001-07

Kevin Alexander 2010

Stephone Anthony 2015-19

Mike Barber 1995-99

Jonathan Brooks 1979-84

John Cagle 1968

O.J. Childress 1999,00

Vince Ciurciu 2002-09

Doug Cline 1960-66

Kavell Conner 2010-15

Billy Davis 1984

Jeff Davis 1982-87

Mike Dukes 1960-65

B.J. Goodson 2016-20

Rudy Hayes 1959-62

Andy Headen 1983-88

Larry Hefner 1972-75

Leroy Hill 2005-12

Bob Hudson 1951-61

Brandon Jamison 2005-07

John Johnson 1991-95

Levon Kirkland 1992-02

Tre Lamar 2019

John Leake 2005,06

Terence Mack 1987

Ed McDaniel 1992-01

Eldridge Milton 1987

Dorian O'Daniel 2018-20

Johnny Rembert 1983-88

Wardell Rouse 1995,96

Patrick Sapp 1996-99

Ashley Sheppard 1993-95

Anthony Simmons 1998-04

Isaiah Simmons 2020

Wayne Simmons 1993-98

Darnell Stephens 1995,96

Tony Steward 2015

Henry Walls 1987

Anthony Waters 2007-10

Jonathan Willard 2013

Keith Williams 1987

### PRO BOWL PLAYERS

Johnny Rembert 1988,89

Levon Kirkland 1996,97

Ed McDaniel 1998

### SUPER BOWL CHAMPIONS

Andy Headen, Giants 1986

Wayne Simmons, Packers 1996

Anthony Waters, Saints 2009

Dorian O'Daniel, Chiefs 2019



# DEFENSIVE BACK TRADITION



NOLAN TURNER

**1** Round in which cornerback **A.J. Terrell** was drafted in 2020 with the No. 16 overall selection by the Falcons, Clemson's highest cornerback draft pick since 2006 All-Rookie pick **Tye Hill**.

**2** Number of Super Bowls that **Byron Maxwell** played for the Seattle Seahawks, winning a title with the organization in 2013.

**3** Number of players in Clemson's 2015 secondary that were named to one of the All-ACC teams: **Mackensie Alexander**, **Jayron Kears** and **Cordrea Tankersley**. The only starter who was not an All-ACC pick was **T.J. Green**, a second-round 2016 NFL draft pick. Clemson's 2018, 2019 and 2020 secondaries also produced three All-ACC selections.

**9** Number of Pro Bowls for **Brian Dawkins**, one of the NFL's best safeties. He has more Pro Bowl selections than any other former Tiger.

**10** Number of NFL drafts in the last 13 years in which Clemson had at least one defensive back chosen.

**10** Number of former Tiger defensive backs who played at least one NFL regular-season game in 2020.

**22** Number of years in the last 26 seasons that Clemson has produced at least one All-ACC defensive back.

## HONORS

### THORPE AWARD FINALISTS

Tye Hill 2005

### ALL-AMERICANS

Bobby Gage 1948  
Jackie Calvert 1950  
Terry Kinard 1981,82  
Donnell Woolford 1987,88  
Brian Dawkins 1995  
Antwan Edwards 1998  
Robert Carswell 2000  
Brian Mance 2002  
Tye Hill 2005  
DeAndre McDaniel 2009,10  
Mackensie Alexander 2015  
Jayron Kears 2015  
Cordrea Tankersley 2016  
Trayvon Mullen 2018  
Tanner Muse 2019  
Nolan Turner 2020

### ALL-CONFERENCE PLAYERS

Bob Bailey 1937  
Shad Bryant 1939  
Fred Knoebel 1951

Wayne Page 1966  
Frank Liberatore 1967  
Don Kelley 1970  
Peanut Martin 1973  
Jim Ness 1974  
Steve Ryan 1977,78  
Rex Varn 1979  
Terry Kinard 1981,82  
Rod McSwain 1983  
Ronald Watson 1984  
Delton Hall 1986  
Donnell Woolford 1987,88  
James Lott 1988,89  
Dexter Davis 1989,90  
Robert O'Neal 1989,91,92  
Brian Dawkins 1993-95  
Andre Humphrey 1993  
Leomont Evans 1995  
Dexter McCleon 1996  
Antwan Edwards 1997,98  
Robert Carswell 1999,00  
Charles Hafley 2001  
Brian Mance 2002  
Justin Miller 2002,04  
Tye Hill 2005

Michael Hamlin 2007,08  
DeAndre McDaniel 2009,10  
Rashard Hall 2012  
Bashaud Breeland 2013  
Garry Peters 2014  
Mackensie Alexander 2015  
Jayron Kears 2015  
Cordrea Tankersley 2015,16  
Jadar Johnson 2016  
Trayvon Mullen 2017,18  
Tanner Muse 2018,19  
A.J. Terrell 2018,19  
K'Von Wallace 2019  
Andrew Booth Jr. 2020  
Derion Kendrick 2020  
Nolan Turner 2020

### ACC 50-YEAR SELECTIONS

Terry Kinard 1979-82

### NFL PLAYERS

Mackensie Alexander 2016-20  
Bashaud Breeland 2014-20  
Crezdon Butler 2010-16  
Robert Carswell 2001,02

Chris Clemons 2009-15  
Darrel Crutchfield 2001  
Kenny Danforth 1987  
Dexter Davis 1991-95  
Ty Davis 1985-87  
Brian Dawkins 1996-11  
Antwan Edwards 1999-05  
Leomont Evans 1996-99  
Mark Fields 2019,20  
Jamaal Fudge 2006-09  
Marcus Gilchrist 2011-20  
T.J. Green 2016-20  
Delton Hall 1987-93  
Michael Hamlin 2009,10  
Jerome Henderson 1991-98  
Tye Hill 2006-09  
Jayron Kears 2016-20  
Terry Kinard 1983-90  
Al Latimer 1979-84  
Byron Maxwell 2011-17  
Dexter McCleon 1997-06  
Rod McSwain 1984-90  
Jonathan Meeks 2013-16  
Justin Miller 2005-09  
Trayvon Mullen 2019,20

Tanner Muse 2020  
Robert O'Neal 1993-96  
Coty Sensabaugh 2012-19  
Cordrea Tankersley 2017-20  
A.J. Terrell 2020  
James Trapp 1993-03  
K'Von Wallace 2020  
Charlie Waters 1970-81  
Perry Williams 1987  
Donnell Woolford 1989-97

### PRO BOWL PLAYERS

Charlie Waters 1976-78  
Terry Kinard 1988  
Brian Dawkins 1999,01,02,04,06,08,09,11

### SUPER BOWL CHAMPIONS

Terry Kinard, Giants 1986  
Charlie Waters, Cowboys 1971,77  
Dexter McCleon, Rams 1999  
James Trapp, Ravens 2000  
Byron Maxwell, Seahawks 2013  
Bashaud Breeland, Chiefs 2019

# LETTERMEN

A		
Player	VL	Year(s)
Aaron, Jack	3	1961,62,63
Abdullah, Rahim	3	1996,97,98
* Abell, Frank	2	1931,32
Abney, Terrence	1	1992
Abrams, Jimmy	2	1966,67
Adams, Eddie	1	2008
* Adams, J.P.	3	1914,15,16
Abreu, Ed	1	1978
Adams, Dymon	1	1998
* Adams, Gaines	4	2003,04,05,06 <sup>cc</sup>
Adams, Keith	3	1998,99,00
Adams, Spencer	2	2009,10
Adams, Rod	1	1991
Addison, Jimmy	3	1965,66,67 <sup>cc</sup>
* Adkins, Gary	4	1976,77,78,79
Aiken, Martin	3	2013,14,15
<b>Ajou, Ajou</b>	<b>1</b>	<b>2020</b>
Albergotti, Toby	1	2002
Alexander, Gary	3	1973,74,75
Alexander, Kevin	4	2006,07,08,09
Alexander, Mackensie	2	2014,15
Alford, Hugh	1	1945
* Alford, J.L.	1	1916
* Aliffi, Vic	2	1961,63
* Allen, Banks	2	1906,07
<b>Allen, Davis</b>	<b>2</b>	<b>2019,20</b>
Allen, Dwayne	3	2009,10,11
Allen, Michael	4	1995,96,97,98
Allen, Terry	3	1987,88,89
Allen, Thad	4	1974,75,76,77
Alley, Kendall	3	1981,82,83
* Allison, J.W. (Switzer)	4	1917,18,19,20
Altman, Ed	2	1996,97
Ammons, Billy	3	1966,67,68 <sup>cc</sup>
Anchrum, Tremayne	4	2016,17,18,19 <sup>cc</sup>
* Anderson, Ben	3	1970,71,72
Anderson, Jack	3	1968,69,70
* Anderson, Joe	3	1960,61,62
* Anderson, Randy	3	1985,86,87
Anderson, Sam	3	1958,59,60
Anderson, Tony	3	1970,71,72
Anderson, Willie	3	1972,73,74 <sup>cc</sup>
Andreas, Karl	3	1971,72,73
Andreo, Ron	3	1959,60,61 <sup>cc</sup>
Andrews, Daniel	4	2008,09,10,11
Ankuta, Neuf	2	1954,55
Anthony, Shaq	2	2012,13
Anthony, Stephone	4	2011,12,13,14 <sup>cc</sup>
Anthony, Vernie	2	1981,82
Ard, Wendall	2	1943,44
Ardley, Alex	3	1998,99,00
Airri, Obed	4	1977,78,79,80
* Armstrong, F.E. (Boo)	3	1918,19,20 <sup>c</sup>
* Armstrong, Hoyt	1	1921
Armstrong, Junior	1	1930
Armstrong, Lon	3	1959,60,61
Arrington, Vandell	3	1981,82,83
* Arthur, Gary	3	1966,67,68
* Asbill, Henry	3	1927,28,29
Ashe, Terrance	4	2007,08,09,10
Austin, Cliff	4	1978,80,81,82
Austin, Javis	2	1997,98
* Austin, P.B. (Plowboy)	2	1925,26
Austin, Thomas	4	2006,07,08,09 <sup>cc</sup>
* Avery, Wingo	3	1953,54,55 <sup>cc</sup>

B		
Player	VL	Year(s)
Baham, Curtis	3	2003,04,05
* Bailes, J.P.	3	1919,20,21
* Bailes, W.B.	1	1922
* Bailey, Bob	3	1936,37,38
Bailey, Greg	1	1987
Bailey, Matt	4	1998,99,00,01
Bailey, Rick	3	1982,83,84
Bak, Jeff	4	1985,86,87,88
Baker, Adrian	2	2014,15
Baker, Archie	3	1950,51,52
Baker, Bryan	1	2007
Baker, Carl	1	1996
* Baker, Wayne	3	1969,70,71
Baldwin, Bob	1	1964
* Baldwin, Mike	1	1974
Balles, Joe	2	1961,63
Banasiewicz, Brent	3	1995,96,98
* Banks, B.C. (Stumpy)	5	1915,16,17,18,19 <sup>c</sup>
Banks, J.L.	1	2019

Barbary, Bill	2	1955,57
Barber, Mike	4	1991,92,93,94
Barfield, Don	3	1964,65,66
Barnes, Daniel	1	2010
Barnes, Gary	3	1959,60,61
Barnes, Tavaris	4	2011,12,13,14
Barnette, Jimmy	2	1968,69
* Barnwell, T.G	1	1902
Barry, Durrell	4	2006,07,08,09
Barter, Lynn	2	1971,72
* Bartlet, J.H.	1	1917
Bartley, Howard	3	1996,97,98
Barton, Paul	1	1994
* Barton, Tom	3	1950,51,52
Basich, Rick	1	1980
Basileo, Derek	1	1997
* Bates, Joe A. (Warhorse)	3	1909,10,11
* Bates, J. Mc	1	1918
Batson, Ben	1	2019
Battle, Isaiah	3	2012,13,14
Bauman, Charlie	4	1977,78,79,80
Beasley, David	4	2011,12,13,14
Beasley, Gene	4	1985,86,87,88
Beasley, Kenny	1	1985
Beasley, Vic	4	2011,12,13,14
Bell, Jimmy	3	1962,63,64 <sup>ac</sup>
Bell, Randy	1	1967
Bell, Larry	2	1969,70
Bell, Shadell	1	2017
Bell, Wayne	3	1964,65,66
Bell, William	1	1988
Bellamy, Mike	1	2011
* Bellows, C.A.	1	1900
Belton, Mitch	3	1988,89,90
Bench, Elmer	4	1994,95,96,97
Bengel, Gordy	3	1971,72,73
Benish, Dan	4	1979,80,81,82
Bennett, Charles	4	2002,03,04,05 <sup>cc</sup>
Bennett, Nathan	4	2003,04,05,06
<b>Bentley, LaVonta</b>	<b>1</b>	<b>2020</b>
Benton, Spencer	4	2009,10,11,12
Berlin, Steve	3	1983,84,85 <sup>cc</sup>
Berry, Mike	1	1989
* Berry, Joe (Net)	3	1934,35,36 <sup>c</sup>
Berryhill, Tony	3	1979,80,81
Bethea, Fitzhugh	1	1983
Bethea, Frank	3	1973,74,75
Bevelle, Kaleb	1	2017
Bevelle, Kelby	1	2017
Bever, Joe	1	2002
Beville, Scott	3	1988,89,90
Bianchi, Jordan	1	2015
Billie, Tramaine	4	2003,04,05,07
* Bissell, Paul L.	3	1909,10,11 <sup>c</sup>
* Black, Carl	3	1936,38,39 <sup>cc</sup>
* Black, Manuel	3	1934,35,36 <sup>cc</sup>
Black, Nick	3	2000,01,02
Black, Tommy	1	1961
* Black, Wendall	3	1959,60,61
Blackwelder, Tim	1	1975
Blackwell, Joe	2	1963,64
* Blain, J.M.	1	1896
* Blakeney, Rock	1	1930
* Blalock, Joe	3	1939,40,41
Blanks, Travis	3	2012,13,15 <sup>cc</sup>
Blanton, Bo	2	1979,80
* Blease, J.W.	2	1898,00
* Blessing, Jim	2	1939,40
* Blinsky, Nick	1	1993
Blunt, Rodney	4	1990,91,92,93
<b>Bockhorst, Matt</b>	<b>3</b>	<b>2018,19,20</b>
Bodine, Rob	3	1989,90,91 <sup>cc</sup>
* Bodrick, Altroy	4	1998,99,00,02
Bolin, Doug	1	1991
Bollinger, Rich	1	1976
Bolubasz, John	3	1971,72,73
<b>Booth Jr., Andrew</b>	<b>2</b>	<b>2019,20</b>
Boozer, Tom	3	1972,73,74
Bosler, Bob	3	1970,71,72
Bost, Ed	3	1959,60,61
Bostic, Jeff	3	1977,78,79
Bostic, Joe	4	1975,76,77,78
Boulware, Ben	4	2013,14,15,16 <sup>cc</sup>
Bounds, David	1	1994
Bowen, Joe	2	1953,55
Bowers, Da'Quan	3	2008,09,10
Bowick, Ray	1	1958
Bowlan, Roland	2	1973,74
* Bowles, H. Julian	3	1923,24,25

* Bowles, M.G. (Monk)	3	1929,30,31
Bowman, Nick	3	1979,80,81
Boyd, Tajh	4	2010,11,12,13 <sup>cc</sup>
Boyer, Shelton	3	1983,84,85
Boyette, Johnny	3	1962,64,65 <sup>cc</sup>
* Boykin, Bolivar	1	1909
* Box, Carlon	1	1984
Bradford, Eric	2	1995,96
* Bradley, L.T. (Prep)	1	1925
* Brady, Kevin	2	1984,85
Branch, Andre	4	2008,09,10,11 <sup>cc</sup>
* Brandon, T.B.	3	1914,15,16
Brantley, Craig	3	1973,74,75
Brantley, Derrick	2	2001,02
Branton, Joey	3	1965,66,67
Bratton, Bruce	4	1988,89,90,91
Bray, Cliff	3	1976,77,78
* Breedlove, Billy	1	1956
* Breedon, Joe	1	1901
Breeland, Bashaud	3	2011,12,13
<b>Breese, Bryan</b>	<b>1</b>	<b>2020</b>
Brevard, Darrell	1	2013
Brewer, Xavier	4	2009,10,11,12 <sup>cc</sup>
Brewster, Doug	4	1987,88,89,90
Brice, Chase	2	2018,19
Brice, Jaquarius	1	2016
Brice, Michael	1	1996
Brickley, Glenn	1	1985
Brisacher, Art	3	1971,72,73
Brisendine, Rod	1	1946
* Bristol, W.H.	3	1912,13,14
* Britt, Ben	3	1910,11,12 <sup>c</sup>
* Britt, D.C. (Toots)	2	1907,09
* Britt, S.L.	1	1910
Broadwater, Crosby	2	1986,87
Brodie, Bunny	2	1948,49
* Brock, W.T.	2	1896,97 <sup>c</sup>
Brookell, Lorenzo	2	1996,97
Brooks, Jonathan	4	1975,76,77,78
Brooks, Zac	3	2012,13,15
Broomfield, Donald	4	1995,96,97,98 <sup>cc</sup>
Brown, Beau	1	2015
Brown, Dave	1	1962
* Brown, Gary	4	1979,80,81,82
* Brown, H.W.	1	1916
Brown, Jaron	4	2009,10,11,12 <sup>cc</sup>
Brown, Jim	1	2015
Brown, Kentrell	4	2008,09,10,11
Brown, Ken	4	1980,81,83,84
Brown, Kourtnei	4	2007,08,10,11
Brown, Lester	4	1976,77,78,79
Brown, Lockie	1	1981
Brown, Marlon (Bubba)	4	1976,77,78,79 <sup>cc</sup>
Brown, Mike	3	1989,90,91
Brown, Norris	4	1989,90,91,92
Brown, Ray	4	1979,81,82,83
Brown, Ricky	3	1971,72,73
Brown, Roy	4	1980,81,82,83
* Brown, Tom I.	3	1933,34,35
Brown, Tyler	1	2020
<b>Brown, Will</b>	<b>2</b>	<b>2019,20</b>
* Browne, G.H. (Skeet)	1	1913
Browning, Kyle	3	2003,04,05
Browning, Sebo	1	1984
Brumley, Lacy	4	1974,75,76,77
Brunson, Jack	3	1948,49,50
Brunson, Lawrence	2	1984,85
* Bruorton, H.B.	3	1954,55,56
Bryant, Austin	4	2015,16,17,18
Bryant, Kelly	3	2015,16,17
* Bryant, Bill	3	1935,36,37
Bryant, Dwayne	3	1990,91,92
Bryant, Jeff	4	1978,79,80,81
* Bryant, Joe	3	1950,51,52
Bryant, Martavis	3	2011,12,13
* Bryant, Shad	3	1937,38,39
Bryant, Terry	4	1997,98,99,00
Buchholz, Mark	2	2007,08
Buckner, Brentson	4	1990,91,92,93
Buckner, Mike	3	1971,72,73 <sup>cc</sup>
Buford, William	1	1992
Bukowsky, Dick	3	1969,70,71
Bullard, Wilbur	1	1983
Bulman, Matt	1	1994
Bundren, Jim	4	1994,95,96,97
Bunton, Donnie	3	1955,56,57
Bunton, Ted	3	1962,63,64 <sup>c</sup>
Burbick, Bruce	1	1967
Burgess, Robert	2	1973,74

Burgner, Grady	3	1967,68,69
Burley, Rion	1	1993
* Burnett, George	3	1966,67,68
Burnette, Derek	2	1992,93
Burnette, Kevin	1	2003
Burrell, T.J.	2	2013,14
* Burton, C.C.	2	1921,22
Burton, Dave	1	1965
Burton, Richard	1	1984
Buscher, L.E.	2	1934,36
Bush, Jack	3	1955,56,57
Bush, Jovon	4	1998,99,00,01
* Bussey, Charlie	3	1954,55,56 <sup>c</sup>
Bussie, Arthur	2	1990,91
Bustle, Rickey	3	1974,75,76
Butcher, Brian	3	1980,81,82
* Butler, Butch	4	1941,42,43,45
Butler, Crezdon	4	2006,07,08,09
Butler, Jerry	3	1976,77,78
Butler, Matt	4	1995,96,97,98
Butler, Richard	3	1982,83,84
Buttermore, Curt	3	1972,73,74
Butz, Sam	1	1945
* Byers, Monty	1	1942
Byers, Roderick	4	2012,13,14,15
* Byrd, Gary	3	1950,51,52
* Byrd, Gary	4	1999,00,01,02

C		
Player	VL	Year(s)
* Cagle, Bully	3	1940,41,42
Cagle, John	3	1966,67,68
Cagle, Mavis	4	1944,45,46,47
Cain, Deon	3	2015,16,17
Cain, Harold	3	1974,75,76
Cain, Jack	3	1978,79,80
Cain, Sammy	3	1967,68,69
Caldwell, Charlie	2	1969,70
Caldwell, Mark	1	1980
Calhoun, Darren	4	1990,91,92,93
Callahan, Sonny	1	1971
Callicutt, Ken	4	1973,74,75,77
Calvert, Forrest	2	1950,53
* Calvert, Jackie	3	1948,49,50
* Calvert, Jim	2	1949,50
Cameron, DeChane	3	1989,90,91 <sup>cc</sup>
* Camp, Bill	1	1904
Campbell, Blake	1	1988
Campbell, Jeremy	4	2006,07,08,09
Candler, Steedley	1	1967
* Cann, George	2	1920,21
Cannon, Brandon	3	2003,05,06
* Cannon, C.L.	1	1907
* Cannon, W.M.	1	1915
Caplan, Stu	2	1964,65
Capote, Christian	3	2005,06,07
Caputo, Paul	3	1990,91,92
Carey, Chris	1	2006
Carman, Jackson	3	2018,19,20
Carothers, Rocky	3	1948,49,50
Carr, Brian	1	2003
Carr, Michael	1	1989
Carson, Chad	4	1998,99,00 <sup>cc</sup> ,01 <sup>cc</sup>
* Carson, Gene	2	1948,49
* Carson, Jules L. (Doc)	4	1910,11,12,13
Carson, Lynn	2	1973,75
Carswell, Robert	4	1997,98,99,00
Carter, Andre	4	1993,94,95,96
* Carter, Bert	1	1906
Carter, Henry	4	1984,86,87,88
Carter, Oscar	2	1969,70
Carter, Ryan	4	2014,15,16,17 <sup>cc</sup>
Case, Johnny	3	1961,62,63
Cassady, Sonny	3	1968,69,70
Cassidy, Richard	1	1992
Catanzaro, Chandler	4	2010,11,12,13
* Cathcart, Joe	1	1933
Catoo, Jimmy	3	1966,67,68 <sup>c</sup>
Cauble, Charlie	1	1969
* Caughtman, F. Porter	1	1907
* Caughtman, Kenny	3	1911,12,13
Cervenka, Gage	4	2016,17,18,19 <sup>cc</sup>
Chalk, J.C.	4	2017,18,19,20
Chamberlain, Force	3	1970,71,72
Chambers, Sadat	4	2006,07,08,09
Chancellor, Chris	4	2006,07,08,09 <sup>cc</sup>
Chancellor, Demerick	1	2006
Chandler, Tommy	1	1949
Chappelear, Glenn	1	1984



# LETTERMEN

Chappell, Henry	1	1943
Chappell, James	3	1995,96,97
<b>Charleston, Joseph</b>	<b>2</b>	<b>2019,20</b>
Charpia, Bo	1	2001
Charpia, Ryan	2	2003,04
Charpia, Rusty	3	1986,87,88
* Charleston, Pat	3	1983,84,85
Chase, T.J.	3	2017,18,19
Chason, Cole	4	2003,04,05,06
Chatlin, Rabbit	3	1957,58,59
Chavis, Miguel	4	2007,08,09,10
Chavous, Raymond	4	1985,86,87,88
Cheatham, Andy	3	1982,83,84
Cheek, Randy	2	1980,81
Chester, Jermyn	3	2000,01,02
Childers, Stan	1	1971
Childers, Tim	3	1981,82,83
Childers, Tracy	2	1962,63 <sup>c</sup>
Childers, Wilson	3	1965,66,67
Childress, Gary	4	1997,98,99,00
* Childress, John	3	1985,86,87,88
Childress, O.J.	4	1995,96,97,98
* Chipley, Bill	2	1940,41
Choice, Adam	4	2014,16,17,18 <sup>cc</sup>
* Chovan, Phil	1	1938
* Chreitzberg, C.K.	1	1898
* Chreitzberg, A.M.	1	1896
Christian, Quandon	4	2010,11,12,13 <sup>cc</sup>
* Chuy, Don	2	1961,62
Ciniero, Geoff	2	1985,86
Ciurciu, Vince	2	1998,99
Clamp, John	1	1991
* Clanton, Ray	4	1945,46,47,48
* Clardy, Warren	1	1904
Clark, Brian	3	1979,80,81
* Clark, Chip	3	1942,45,46 <sup>c</sup>
Clark, Donnell	4	2003,04,05,06
* Clark, Dwight	4	1975,76,77,78
* Clark, W.C.	2	1906,07
Clay, Antonio	3	2005,06,07
Clayton, David	1	1984
Clear, Brandon	3	2008,09,10
Clear, Byron	2	2008,09
Clemons, Chris	4	2005,06,07,08
Cleveland, Olin	2	1945,46
Clifford, Chris	2	1975,76
Clifford, Mark	1	1979
* Cline, Doug	3	1957,58,59
Cloy, Mason	4	2008,09,10,11
Cobb, Joe	1	1989
Cobb, Maret	3	1972,73,74
* Cochran, J.T. (Boots)	3	1908,09,10
Cockerill, William	1	2015
Cockfield, Barry	1	1966
Coffey, Bob	2	1974,75
* Cogburn, H.L.	1	1903
* Colbert, W.C. (Pinky)	3	1919,20,21
Coleman, Bob	3	1959,60,61
* Coleman, Dan	3	1937,38,40
Coleman, Duane	4	2003,04,05,06
Coleman, Eric	4	2001,02,03,04 <sup>cc</sup>
* Coleman, Jim	3	1954,55,56
* Coles, Marion (Pony)	3	1910,11,12
* Coles, Stick	3	1906,07,08 <sup>c</sup>
Coley, James	4	1985,86,87,88
Collins, Jason	3	1994,95,97
* Collins, Joe	1	1928
Collins, Michael	2	2003,04
Compton, Gary	2	1958,59
Cone, Fred	3	1948,49,50 <sup>c</sup>
* Connelly, Bill	2	1909,10
Conner, Kavell	4	2006,07,08,09 <sup>cc</sup>
* Cook, Pete	3	1950,51,52
* Cooper, Gary	4	1986,87,88,89
Cooper, Jay	3	1964,65,66
Cooper, Richard	2	1963,64
Cooper, Sam	4	2011,12,13,14 <sup>cc</sup>
Cooper, Scotty	3	2007,08,09
Cooper, Zerrick	1	2017
Cordileone, Lou	3	1957,58,59
* Cornell, Mike	3	1973,74,75
Costa, Drew	1	2017
Cote, Kyle	3	2016,17,18
Cote, Peter	2	2019,20
Coursey, Tom	1	1949
* Cox, Carol	4	1945,47,48,49
* Cox, Cary	2	1946,47 <sup>c</sup>
Cox, Ed	1	1949
* Cox, Jack	2	1948,49

* Cox, M.E.	2	1914,15
* Cox Jr., Walter	2	1938,39
Cox, Walter III	3	1961,62,63
* Cox, Wyatt	2	1957,58
* Craig, Arthur	3	1965,55,67
Craig, Bob	3	1966,68,69
Craig, Joe	1	2011
* Craig, Johnson	2	1931,32
* Craig, Marion (Hawk)	3	1940,41,42 <sup>2c</sup>
Crain, Pat	3	1962,63,64
Crain, Willis	1	1954
Crawford, Barclay	3	1950,51,52
Crawford, Corey	4	2011,12,13,14
Crawford, Craig	2	1983,84
Crawford, Eddie	1	1974
Creed, Steve	1	2003
Crite, Brendon	3	1980,81,82
Crolley, Ronnie	3	1959,60,61
Crooks, Kenya	3	1994,95,96
Cropp, Willie	2	1966,68
Crosby, Roscoe	1	2001
Cross, Marvin	3	1992,93,94
* Crout, Sammy	2	1958,59
Crowder, Tyrone	4	2014,15,16,17 <sup>cc</sup>
* Croxton, Bill	3	1933,34,35
Cruce, Jeff	2	1983,84
Crutchfield, Darrel	4	1997,98,99,00
* Cumbie, Alton	2	1944,45
Cumbie, Jamie	3	2006,07,09
* Cunningham, Bennie	3	1973,74,75 <sup>cc</sup>
Cunningham, James	1	1975
* Cummings, Pony	3	1932,33,34
Currie, Airese	4	2001,02,03,04 <sup>cc</sup>
Currie, Rudy	3	1995,96,97
Curry, Carlos	4	1992,93,94,95
Curtis, Ralph	1	1946
Curtis, Rodney	1	1985
* Cuttino, H.B. (Hop)	2	1925,26
Cyrgalis, Pat	1	1999

## D

Player	VL	Year(s)
Daigneault, Doug	2	1958,59
* Dailey, B.T.	1	1915
Daniel, Ralph	3	1969,70,71
Danforth, Kenny	3	1983,84,85
Dantzler, Ellis	3	1963,64,65
Dantzler, Woodrow	4	1998,99,00,01 <sup>cc</sup>
Davidson, C.J.	3	2013,14,15
* Davidson, L.S.	2	1925,26
Davis, Billy	4	1980,81,82,83
Davis, Chip	4	1986,87,88,89
Davis, Cortez	1	2012
Davis, David	4	1988,89,90,91
Davis, Dexter	3	1988,89,90
* Davis, Footsie	3	1930,31,32
<b>Davis II, Fred</b>	<b>1</b>	<b>2020</b>
* Davis, Guy	3	1926,27,28
Davis, Hal	3	1962,63,64
Davis, Heide	3	1970,71,72
Davis, J.D.	4	2015,16,17,18
Davis, James	4	2005,06,07,08 <sup>cc</sup>
Davis, Jason	4	1990,91,92,93
Davis, Jeff	4	1978,79,80,81 <sup>cc</sup>
Davis, Jerry	2	1972,73
Davis, Jud	4	1944,45,47,48
Davis, Judah	4	2015,16,17,18
Davis, Kalon	4	2011,12,13,14
Davis, Orlando	1	1995
* Davis, St. Clair	1	1928
Davis, Ty	3	1982,83,84
<b>Davis, Tyler</b>	<b>2</b>	<b>2019,20</b>
Davisson, Kyle	1	2008
Dawkins, Brian	4	1992,93,94,95
Dawkins Jr., Brian	1	2019
Dawson, Eric	1	1985
Day, Dean	1	1981
Dean, Jad	4	2003,04,05,06
* Deanhardt, Luke	4	1946,47,48,49
Deanhardt Jr., Luke	1	1971
DeBardelaben, Bob	2	1958,59
DeBeer, Tim	4	2003,04,05,06
Decock, Bruce	3	1971,72,73
* DeCosta, E.J. (Beef)	2	1901,02
* Deitz, Frank	2	1939,40
* DeLoach, Billy	1	1949
DeLulius, Frank	4	1985,86,87,88
Delusme, Ronny	3	2001,02,03
Demaras, Steven	1	2011

Demery, Pete	1	1981
Demps, Reggie	2	1989,90
DePew, Bill	2	1968,69
DePrimio, Nick	1	2003
* Derrick, O.L. (Puss)	3	1903,05 <sup>c</sup> ,06
Derriso, Steve	4	1990,91,92,93
DeSimone, Dick	3	1954,56,57
DeStefano, Patrick	1	2013
DeSue, Tony	4	1993,94,95,96
Devane, William	4	1980,81,82,83
Dial, Alex	1	1992
* Dickson, Laury	1	1905
Dieckmann, Phillip	1	2004
Diehl, Chad	4	2008,09,10,11 <sup>cc</sup>
Diggs, Bubba	4	1978,79,81,82
* Dillard, Bill	3	1932,33,34
DiMucci, Dan	3	1949,50,51
Dingle, Adrian	4	1995,96,97,98
Diomande, Andrew	1	2006
Dixon, Bruce	1	1989
<b>Dixon, Lyn-J</b>	<b>3</b>	<b>2018,19,20</b>
Dixon, Terrance	1	1992
Dodd, Kevin	3	2012,14,15
Dolce, Chris	2	1978,79
Donaldson, Richard	3	1982,83,84
<b>Donnelly, Carson</b>	<b>2</b>	<b>2019,20</b>
Dorn, Jim	3	1969,70,71
* Dotterer, E.G. (Gilly)	2	1922,23
Dotherow, Fudge	1	1962
* Douthitt, Claude (Pug)	4	1898,99,00,01 <sup>c</sup>
Downer, Cole	2	2004,05
Downs, Anthony	2	1994,95
* Dozier, Ted	3	1931,32,33
* Drag, Mark	4	1985,86,87,88
Driver, Stacey	4	1982,83,84,85
* Duckett, Graves	1	1916
* Duckworth, Joe	3	1898,99,00
Ducworth, C.H.	1	1974
Ducworth, George	3	1968,69,70
Ducworth, Ronnie	3	1966,67,68 <sup>cc</sup>
Ducworth, Thomas	1	1973
Dukes, Marion	4	2003,04,05,06
<b>Dukes, Michel</b>	<b>2</b>	<b>2019,20</b>
* Dukes, Mike	3	1956,57,58
Duley, Tom	1	1965
Dumas, Charlie	3	1962,63,64
Duncan, John	1	1984
Dunhan, David	4	2002,03,04,05
* Dunlap, Tom	2	1919,20
Dunn, Adrien	3	2014,15,16
Dunn, K.D.	4	1981,82,83,84
Dunnican, Kelton	3	1994,95,96
* Durham, Steve	4	1977,78,79,80
* Dye, Tyson	3	2014,15,16
Dye, Xavier	4	2007,08,09,10
Dyer, Clint	3	1945,46,48
* Dyess, Jimmie	1	1929

## E

Player	VL	Year(s)
Earle, James	4	1984,85,86,87
* Earle, J.C.	1	1900
Early, John	1	2008
Eason, Nick	4	1999,00,01,02 <sup>cc</sup>
Easton, Lance	2	1991,92
Eaves, Robin	1	1990
Eberhart, Terry	1	1958
Edwards, Antwan	4	1995,96,97,98
<b>Edwards, Jacob</b>	<b>1</b>	<b>2019</b>
<b>Edwards, James</b>	<b>1</b>	<b>2019</b>
Edmond, Marcus	3	2015,16,17
* Eidson, Wesley	2	1967,68
Eley, Thomas	1	1975
Ellenburg, Charlie	2	1966,67
Ellington, Andre	4	2009,10,11,12 <sup>cc</sup>
Elliott, Tony	4	2000,01,02,03 <sup>cc</sup>
Ellis, David	2	1999,00
Ellis, Joe	3	1981,83,84
Ellis, Wesley	3	1996,97,98
* Ellison, Gill	2	1904,05
Elvington, B.B.	3	1968,69,70 <sup>cc</sup>
* Emanuel, Emmett	3	1920,21,22 <sup>c</sup>
* Emerson, Jack	1	1947
Engel, Karl	1	1962
English, Tom	1	1968
Enzor, Scott	2	1985,86
Eppes, Roy	2	1976,77
Eppley, Mike	3	1982,83,84 <sup>cc</sup>
* Epps, M.H. (Pepper)	1	1910

Esgro, Greg	1	1984
* Eskew, H.L. (Bud)	3	1925,26,27 <sup>c</sup>
Estes, David	2	2015,16
Ethridge, Brooks	1	1970
Ethridge, Don	3	1969,70,71
Etienne, Travis	4	2017,18,19,20
Etta-Tawo, Etta	1	2006
Evans, Charlie	1	1962
Evans, David	3	1997,98,99
Evans, Leomont	4	1992,93,94,95
Eyler, Rick	2	1968,70
* Ezell, J.F. (Sam)	2	1909,10
* Ezell, R.B. (Doc)	1	1912

## F

Player	VL	Year(s)
Fabers, Leon	2	1972,73
Facciolo, Mike	3	1964,65,66 <sup>c</sup>
Faerber, Nelson	3	2006,07,08
Fajgenbaum, Phillip	4	2010,11,12,13
Falcinelli, Justin	4	2015,16,17,18
Farnham, Dave	3	1969,70,71
Farr, James	4	1980,81,82,83 <sup>cc</sup>
Feaster, Rodney	4	1999,00,01,02
Feaster, Tavien	3	2016,17,18
Fellers, Mark	3	1972,73,74 <sup>cc</sup>
* Fellers, Stan	3	1932,33,34
Ferrell, Clelin	3	2016,17,18 <sup>cc</sup>
Few, Bill	3	1955,56,57
* Fewell, J.A. (Jake)	2	1924,25
Fewster, Butch	3	1990,91,92
Fields, Mark	4	2015,16,17,18
Fields, Stacy	4	1987,88,89,90 <sup>cc</sup>
* Finklea, Gary	3	1923,24,25 <sup>c</sup>
* Finley, States Right G.	2	1916,17
Fisher, Brad	3	1979,80,81
Fitzpatrick, Pat	1	1978
Flagler, Terrence	4	1982,84,85,86 <sup>cc</sup>
* Flathman, Gene	1	1936
* Fleming, F	2	1907,08
* Fleming, J.M. (Fatty)	1	1925
* Fleming, Vic	2	1930,31
* Fleming, W.H.	2	1929,30
Flesch, Jeb	4	1988,89,90,91
Fletcher, Rodney	2	1988,89
Flowers, Bradley	1	2007
Flowers, Kenny	4	1983,84,85,86
* Floyd, George	2	1939,40
* Floyd, Joe	1	1993
Fogle, Lou	3	1961,62,63
* Folger, Mac	3	1934,35,36
Forbush, Matt	1	2005
Forbush, Wes	1	2013
Ford, Andy	4	1993,94,95,96
Ford, Brandon	4	2009,10,11,12
Ford, Jacoby	4	2006,07,08,09
Ford, Peter	4	1993,94,95,96
* Fordham, Red	2	1930,31 <sup>c</sup>
Forney, Warren	4	1991,92,94,95
Foster, Jon	1	1988
<b>Foster, Justin</b>	<b>3</b>	<b>2017,18,19</b>
* Forsythe, J.A. (PeeWee)	3	1901,02,03
* Forsythe, W.C.	4	1898,99,00,01
Fortner, Jeff	2	1991,92
Fountain, Maurice	4	2001,02,03,04
Fox, Angelo	2	1987,88
Fox, DoMarco	4	1996,97,98,99
Francis, Touré	3	2000,01,03
Franklin, Chris	2	1993,94
* Franklin, Harry	2	1941,42
Freeman, Dalton	4	2009,10,11,12 <sup>cc</sup>
* Freeman, Eddis	4	1943,44,45,46
* Frew, W.L. (Red)	1	1918
Frisoni, Bob	1	1982
* Fritts, George	3	1939,40,41
Fruhmorgen, Jake	2	2015,16
Fry, Dustin	4	2003,04,05,06
Fry, Roman	4	2003,04,05,06
Fudge, Jamaal	4	2002,03,04,05 <sup>cc</sup>
* Fuller, C.J.	3	2015,16,17
Fuller, Steve	4	1975,76,77 <sup>cc</sup> ,78 <sup>cc</sup>
Fulmer, John	3	1967,68,69
Fulmer, Zach	1	2013
Funderburk, Mike	1	1968
Furr, Stephen	3	2002,04,05
* Furtick, Fritz	4	1903,04,05,06

# LETTERMEN

G		
Player	VL	Year(s)
Gabriel, Elsmore	2	2006,07
Gaddis, C.J.	3	2004,05,06
* Gage, Bobby	4	1945,46,47,48
Gaillard, Jerry	4	1978,79,80,81
* Gainer, Chick	4	1943,46,47,48
Gaither, Darius	1	2007
Gallman, Wayne	3	2014,15,16
<b>Galloway, Braden</b>	<b>3</b>	<b>2018,19,20</b>
Galloway, G.G.	4	1972,73,74,75
Galuska, Pete	3	1969,70,71
Gamble, Jason	2	1997,98
* Gandy, A.P. (Hop)	4	1909,11,12,13 <sup>c</sup>
* Gantt, W.A.	1	1905
* Gantt, Jonnie	1	1902
Gardner, Joel	2	2000,01
Gardner, Rod	4	1997,98,99,00 <sup>cc</sup>
Gardocki, Chris	3	1988,89,90
* Garick, Richard	3	1966,67,68
* Garrison, Bill	2	1902,03
* Garrison, C.C.	1	1923
Garrison, Gene	1	1953
* Gaskin, Dreher	3	1950,51,52 <sup>cc</sup>
Gasque, Mike	2	1980,81
* Gassaway, Jim	2	1928,29
* Gaston, Clark	3	1961,62,63
* Gaston, R.T.	3	1905,06,07
Geathers, Eddie	3	1978,79,80
* Gee, C.F. (Little Mutt)	3	1912,13,14
* Gee, J.G. (Mutt)	4	1914,15,16,17
Gehret, Guy	3	1972,73,74
Gemas, Kevin	2	1983,84
Gennerich, Gary	3	1970,71,72
* Gentry, Charlie	3	1896,97,98
* Gentry, Frank	3	1950,51,52
Geohagan, Ronald	1	2013
* George, A.P.	2	1899,00
* George, Buck	4	1951,52,53,54 <sup>cc</sup>
Gerald, Henry	1	1965
Gerrald, Steve	1	1988
Geter, Eric	4	1989,90,91,92
* Gettys, E.F. (Red)	4	1918,19,20,21
Gibbs, Steve	4	1974,76,77,78

Gibson, Cameron	1	1988
Gibson, Ford	2	1972,75
Gibson, Jefferie	1	2015
* Gibson, Tyrone	3	1989,91,92
Giella, Zach	3	2016,17,18
Gilchrist, Marcus	4	2007,08,09,10 <sup>cc</sup>
* Gillespie, Bill	1	1943
* Gillespie, Dick	2	1948,50
* Gillespie, Frank	3	1946,47,48
Gillespie, Nathan	3	2000,01,02
Gilliam, Sergio	4	2003,04,05,06
* Gilmer, Grover G.	4	1917,19,20,21
* Gilmer, Frank	3	1908,09,10
Gilstrap, Clay	2	1986,87
Gilstrap, Earl	2	1970,71
Gilstrap, Rick	3	1969,70,71
* Glaze, Coleman	3	1960,61,62
Glenn, Ed	2	1993,94
Glenn, Joe	4	1979,80,81,82
Gobble, Robert	1	1958
Godfrey, Pat	2	2017,18
Godfrey, Steve	2	1976,77 <sup>cc</sup>
Goehring, Jim	2	1976,77
Goff, Johnnie Mac	1	1968
Goggins, Harold	4	1975,76,77,78
* Goins, Gus	3	1936,37,38
Goldberg, Bob	2	1977,78
Goode, Alex	1	2014
Goodine, Duane	1	2000
* Gooding, R.F. (Fatty)	1	1904
Goodloe, John	1	1977
Goodman, Malliciah	4	2009,10,11,12
Goodnature, Brennan	1	2015
<b>Goodrich, Mario</b>	<b>3</b>	<b>2018,19,20</b>
Goodson, B.J.	4	2012,13,14,15 <sup>cc</sup>
Goodson, Robert	1	1996
Goudelock, David	2	1990,91
Gordon, Chuck	1	1976
Gore, Buddy	3	1966,67,68
Gore, Joe	4	2012,13,14,15
Goss, Dennis	2	1971,72
Graham, Bernie	2	1950,51
* Graham, George	1	1944
Granger, Ty	4	1985,86,87,88

Grant, Jamarcus	3	2006,07,08,09
Grant, Kelvin	2	2003,04
Gravelly, Mike	1	1974
* Gray, Bill	1	1911
Gray, Ricky	1	1980
Grdijan, John	3	1955,56,57 <sup>cc</sup>
* Green, Harry	2	1901,02
Green, Mervin	1	1988
Green, Noah	2	2016,18
Green, T.J.	3	2013,14,15
Green, Zach	2	2004,06
Greenawalt, Stan	1	1973
Greene, Adrian	2	1996,97
Greene, Earle	2	1955,56
Greene, Gerry	1	1991
* Greene, Johnny	1	1955
<b>Greene, Malcolm</b>	<b>1</b>	<b>2020</b>
Greene, Nealson	4	1994,95,96,97
Greenlee, D.J.	3	2015,16,17
* Gresham, Metz	1	1929
* Gressette, Larry	3	1951,52,53
* Gressette, Nathan	3	1951,52,53 <sup>cc</sup>
Grier, Marrio	2	1992,93
Griffin, Steve	4	1982,84,85,86
Griffith, Frank	2	1954,55
* Grigsby, Billy Luke	3	1948,49,50
Grimes, Tyler	3	1986,87,88
Grisham, Tyler	4	2005,06,07,08 <sup>cc</sup>
Groomes, Carter	2	2018,19
Groomes, Christian	1	2017
* Groover, Cory	2	2004,05
Gue, Tommy	3	1959,60,61
Guess, Henry	4	1992,93,94,95
Guillermo, Jay	4	2013,14,15,16 <sup>cc</sup>
* Gunnells, Bill	2	1928,29
Gunnells, Dan	3	1965,66,67
* Guy, Ruben	1	1932

H		
Player	VL	Year(s)
Haddock, Lee	2	1970,71
Hafley, Charles	4	1998,99,00,01 <sup>cc</sup>
Hagen, Arthur	1	1944
Haglan, J.D.	3	1976,77,78

* Hair, Billy	3	1950,51,52 <sup>cc</sup>
* Hair, J.C.	3	1924,26,27
Hairston, Chris	4	2007,08,09,10 <sup>cc</sup>
Hall, Ben	4	2001,02,03,04
* Hall, Bill	3	1938,39,40 <sup>cc</sup>
Hall, Deltan	4	1983,84,85,86
Hall, Hollis	3	1979,80,81
Hall, Howard	4	1989,90,91,92
Hall, Lamont	4	1994,95,96,97
Hall, Les	4	1989,90,91,92
Hall, Quintin	1	2015
Hall, Rashard	4	2009,10,11,12 <sup>cc</sup>
* Hall, R.M. (Fatty)	3	1926,27,28
Hall, Wade	2	1960,63
* Hamer, Ray	3	1939,40,41
Hamilton, Derrick	3	2001,02,03
* Hamilton, R.G.	1	1896 <sup>c</sup>
Hamlin, Michael	4	2005,06,07 <sup>cc</sup> ,08 <sup>cc</sup>
* Hammett, L.O.	1	1918
Hammond, Brian	1	1985
Hammond, Vance	4	1987,88,89,90 <sup>cc</sup>
Hamrick, Tucker	1	1999
* Hane, J.K.	3	1924,25,28
Haney, Don	1	1993
Hankins, Kelvin	3	1989,90,91
* Hankinson, Crimmins	2	1953,54
* Hankle, Witt H.	3	1908,09,10 <sup>c</sup>
Hansford, Ogden	3	1974,75,78
* Hanvey, Ernest	1	1913
* Hanvey, George	2	1897,98
* Hanvey, Jock T.	4	1896,97,02,03
* Hardin, L.G.	1	1916
Harman, Dean	1	1991
Harmon, Eric	4	1987,88,89,90
* Harmon, H.M. (Duck)	3	1914,15,16
* Harmon, S.E. (Pat)	3	1922,23,24
Harper, Charles	1	2002
Harper, Cullen	3	2006,07 <sup>cc</sup> ,08 <sup>cc</sup>
Harper, J.C.	4	1985,86,87,88
Harper, Jamie	3	2008,09,10
Harps, Wayne	4	1986,87,88,89
Harrell, Cliff	4	2002,03,04,05
Harrell, Ricky	3	1970,71,72
* Harris, H.S. (Lazy Bill)	3	1914,15,16
Harris, John	3	1990,91,92
* Harris, L.D.	1	1919
Harris, La'Donte	4	2004,05,06,07
Harris, Reggie	3	1986,87,88
Harris, Rudy	3	1990,91,92
Harrison, Will	1	2011
Hart, Chris	1	1989
* Hart, Willard L. (Bub)	2	1916,17
* Harvey, B.C. (Chubby)	2	1925,26 <sup>c</sup>
* Harvey, Randy	2	1967,68
* Harvey, S.A. (Speck)	1	1922
Harvey, Travis	2	1993,95
* Harvin, Lionell	3	1929,30,31
* Harvley, Clyde	1	1931
Haselden, David	1	2002
Hatcher, Dale	4	1981,82,83,84
Hatcher, Jesse	2	1987,88
Hausner, Tad	1	1980
Hausgen, Ed	4	1992,93,94,95
* Hayden, C.J.	1	1911
* Hayes, Rudy	3	1956,57,58 <sup>cc</sup>
Haynes, Joey	1	1987
Haynes, Norman	3	1985,86,87
Headen, Andy	4	1979,80,81,82
Hearn, Taylor	3	2015,16,17 <sup>cc</sup>
Hecht, Bill	3	1963,64,65 <sup>cc</sup>
* Heffner, L.B.	1	1920
Hefner, Larry	3	1969,70,71 <sup>cc</sup>
Heilig, Don	1	1959
* Heinemann, John	3	1931,32,33 <sup>c</sup>
Hemby, Ryan	2	2001,02
Hemphill, James	1	1993
* Hendee, H.M. (Tick)	2	1925,26
Henderson, Brock	1	2010
Henderson, Jerome	4	1987,88,89,90
Henderson, Joe	3	1987,88,89
* Hendley, Dick	4	1946,48,49,50
Hendley, Richard	3	1980,81,82
* Hendricks, L.L.	2	1896,97
Heniford, Mark	4	1974,75,76,77
Heniford, Todd	1	1984
* Henley, Cliff	2	1934,35
Henry, Dale	3	1969,70,71
<b>Henry, K.J.</b>	<b>3</b>	<b>2018,19,20</b>
Henry, William	3	2001,02,03



CHRIS HAIRSTON



# LETTERMEN

* Herlong, Doug	2	1948,51
* Herlong, Henry	1	1930
Herrin, Deke	1	1998
Hewitt, Andre	1	1993
Hicks, Harry	1	1954
Hicks, Ken	1	1972
Higgins, Tee	3	2017,18,19
Hill, Brian	1	2008
Hill, Jerome	2	1974,75
Hill, Leroy	4	2001,02,03,04 <sup>cc</sup>
Hill, Tye	4	2002,03,04,05
* Hilderbrand, Nolten	1	1953
* Hinson, Randy	3	1933,34,35
Hinton, Marcus	4	1992,93,94,95
Holden, Landon	1	2019
* Holland, Joe	1	1904 <sup>c</sup>
Holland, Lawson	1	1974
Holloman, Duke	2	1983,84
Holloman, Jason	4	1997,98,99,00
* Holohan, R.F. (Butch)	4	1921,22,23 <sup>c</sup> ,24
Homonoff, Edward	2	1973,74
Hood, Greg	2	1992,93
Hook, Charlie	3	1965,66,68
* Hook, Fred	2	2011,32
Hooper, Ricardo	3	1986,87,88
Hope, Leon	3	1973,74,75
Hopkins, DeAndre	3	2010,11,12
Hopkins, Stan	2	1971,72
Hopper, Germone	3	2013,14,15
Horne, Charlie	3	1956,57,58
Horne, Tony	4	1994,95,96,97
* Horton, Tate	3	1933,34,35
Hostetler, Hoss	3	1964,66,67
Hough, James	1	1945
Houskin, Marcus	2	2000,01
Howard, D.J.	4	2011,12,13,14
Howard, Jimmy	3	1961,62,63
Howard, J.J.	4	2000,01,02,03
Howell, Trey	1	1988
Hubert, Pooley	2	1950,53
Hudson, Alex	3	1980,82,83
* Hudson, Bill	3	1954,55,56
Hudson, Billy	3	1976,77,78
* Hudson, Bob	4	1947,48,49,50
Huegel, Greg	4	2015,16,17,18
Huey, Terrance	1	2001
* Hudson, J.C.	3	1950,51,52
Huggins, Albert	4	2015,16,17,18
Hughes, Wade	2	1971,72 <sup>cc</sup>
Hulsey, Corey	3	1996,97,98
Humphrey, Andre	4	1992,93,94,95
Humphries, Adam	4	2011,12,13,14 <sup>cc</sup>
Humphries, Barry	3	2006,07,08
Hunt, Aaron	4	2000,01,02,03
Hunt, Revonne	1	1951
* Hunter, Bill	3	1942,46,47
Hunter, Brian	1	1992
* Hunter, Hamp	3	1953,54,55
* Hunter, N.M. (Buster)	3	1899,00,01
Hunter, Stanley	1	2008
Hunter, Thomas	4	2003,04,05,06
Huntley, Chuck	2	1970,73
Hutchins, Roger	2	1991,92
Hutchinson, Bobby	3	2006,07,08
Hyatt, Mitch	4	2015,16,17,18 <sup>cc</sup>
* Hydrick, Onan	2	1908,09
Hynes, Dave	3	1960,61,62 <sup>c</sup>

## I

Player	VL	Year(s)
Igwebuike, Donald	4	1981,82,83,84
* Inabinet, B.C.	3	1953,54,55
* Inabinet, Clarence J.	3	1933,34,35
Inge, Mark	3	1986,87,88
Ingle, Reid	3	1982,83,84
Ingram, Keith	1	1987
Inman, Don	1	1984
Isaacs, Mike	3	1983,84,85

## J

Player	VL	Year(s)
Jackson, Jack	1	1969
Jackson, Jackie Lee	3	1966,67,68
Jackson, Jacky	3	1965,66,67
Jackson, Josh	2	2019,20
Jackson, Kenzil	4	1989,90,91,92
Jackson, Kit	3	1965,66,67
* Jackson, M.E.	1	1921
Jackson, Rashaad	4	2005,06,07,08

Jackson, Richard	2	2009,10
* Jackson, Robert	3	1993,94,95
* Jackson, Scott	3	1952,53,54 <sup>cc</sup>
Jackson, Steven	3	2003,04,05 <sup>cc</sup>
* Jackson, S.L. (Stonewall)	3	1922,23,24
* Jackson, Wister	2	1938,39
James, Charlie	2	1988,89
James, Freddie	3	1998,99,00
* James, M.B. (Jimmy)	4	1911,12,13,14
* Jameson, Hugh	3	1939,40,41
Jamison, Brandon	1	2002
Jamison, Vontrell	2	2003,04
Jansen, John	3	1984,85,86
Jarrett, Grady	4	2011,12,13,14 <sup>cc</sup>
Jasmin, Chad	4	2000,01,02,03
Jaynes, Danny	2	1976,77
<b>Jefferies, Darnell</b>	<b>2</b>	<b>2019,20</b>
Jehlen, George	3	1974,75,76
Jenkins, Corbin	2	2013,14
Jenkins, James	1	1994
Jenkins, Jarvis	4	2007,08,09,10 <sup>cc</sup>
Jenkins, Martin	4	2010,11,13,14
Jenkins, Marvis	1	2001
* Jenkins, Ralph	4	1943,44 <sup>c</sup> ,45 <sup>c</sup> ,46 <sup>cc</sup>
* Jennings, A.T.	1	1914
Jennings, Keith	4	1985,86,87,88
* Jeter, J.P.	1	1913
Jetton, Neal	3	1973,74,75 <sup>cc</sup>
Jewell, Donnie	1	1993
Johnson, A.J.	2	1984,85
Johnson, Bashon	1	1996
Johnson, Bobby	3	1970,71,72
Johnson, Cedric	4	2001,02,03,04
Johnson, Denzel	4	2016,17,18,19
Johnson, Hunter	1	2017
Johnson, Jadar	4	2013,14,15,16 <sup>cc</sup>
Johnson, John	4	1987,88,89,90
Johnson, Kevin	2	2000,01
Johnson, Kyle	2	2008,09
Johnson, Ricky	3	1963,64,65
Johnson, Sterling	2	2016,17
<b>Johnson, Tayquon</b>	<b>1</b>	<b>2020</b>
Johnson, Tracy	4	1985,86,87,88
Jollay, Mike	2	1985,86
Jolley, Bobby	1	1951
Jolly, Terry	4	1997,98,99,00
* Jones, Bob	3	1928,29,30
Jones, Bob	2	1972,73
Jones, Chris	4	1995,96,97,98
Jones, C.J.	1	2013
Jones, Jimmy	1	1949
Jones, Kellen	2	2013,14
Jones, Marquan	4	2008,09,10,11 <sup>cc</sup>
Jones Jr., Mike	2	2019,20
<b>Jones, Sheridan</b>	<b>2</b>	<b>2019,20</b>
Jones, Tim	4	1991,92,93,94 <sup>cc</sup>
Jordan, Homer	3	1980,81,82 <sup>cc</sup>
* Jordan, Leonard	1	1941
Jordan, Whitey	3	1955,56,57
Jordan, Willie	4	1975,76,77,78
Joseph, Kendall	4	2015,16,17,18 <sup>cc</sup>
Joseph, Mansa	2	2010,11
Joye, David	2	1990,91
* Justus, Johnny	3	1928,29,30 <sup>c</sup>

## K

Player	VL	Year(s)
* Kaigler, Ben	1	1902
* Kaigler, J.G.	3	1898,99,00
Kaltenback, Leon	3	1955,56,57 <sup>cc</sup>
* Kane, Mark	2	1953,54 <sup>cc</sup>
* Kangeter, Jonnie	3	1910,11,12
* Katana, Ted	2	1965,66
* Kay, L.R.	2	1917,19
Kearse, Jayron	3	2013,14,15
* Keasler, A.L. (Gus)	2	1904,05
* Keel, J.W. (Rastus)	1	1906
Keller, Morris	1	1959
Kelley, Don	3	1969,70,71
Kelley, Freddy	3	1965,66,67
Kelley, Steve	1	1973
Kelly, Aaron	4	2005,06,07,08
Kelly, Chad	1	2013
Kelly, Xavier	3	2017,18,19
Kelly, Yusef	4	2000,02,03,04
* Kempson, Otis	3	1950,51,52
Kendrick, Derion	3	2018,19,20
Kendrick, Tommy	3	1969,70,71
Kennedy, Frank	2	1950,51

Kennedy, Tony	4	1988,89,90,91
Kenney, Steve	3	1976,77,78
Kesack, Gary	3	1974,75,76
Keys, Larry	3	1965,66,67
* Keyserling, H.L. (Golden)	1	1920
Kier, Brian	3	1974,76,77
Killen, Pat	1	1959
Kinard, Terry	4	1979,80,81,82 <sup>cc</sup>
King, Anthony	3	1976,77,78
King, Buddy	3	1970,71,72 <sup>cc</sup>
King, Carson	1	2018
* King, Don	4	1952,53,54,55 <sup>c</sup>
King, Jack	2	1968,69
King, Jimmy	3	1959,60,61
* King, L.O.	2	1901,02
King, Matthew	1	2018
King, Tommy	3	1959,60,61
* Kinsler, J.H.	1	1900
* Kirkconnell, Ben	1	1932
Kirkland, Levon	4	1988,89,90,91 <sup>cc</sup>
* Kissam, Roddy	3	1933,34,35
Kitchens, Ronnie	3	1967,68,69
Knight, Herman	2	1949,51
* Klugh, W.W.	2	1925,26
* Knoebel, Fred	3	1950,51,52
Knott, Hal	1	1959
Knowles, Matthew	1	2008
Koon, Eugene	2	2001,02
Kopp, Wynn	2	2001,02
Kormanicki, Dave	2	1968,69
Korn, Willy	2	2008,09
Kreis, Kevin	1	1976
Kubu, Jon	1	1989
Kunz, Michael	1	1994

Player	VL	Year(s)
* Lachicotte, A.S. (Boo)	1	1910
<b>Ladson Jr., Frank</b>	<b>2</b>	<b>2019,20</b>
Laird, Kevin	4	1995,96,97,98
Lakip, Ammon	3	2013,14,15
Lam, Elmo	3	1960,61,62 <sup>c</sup>
Lamar, Tre	3	2016,17,18
Lambert, Cory	4	2006,07,08,09
* Lambert, John	1	1931
LaMontagne, Joe	3	1951,52,53
Lancaster, Chris	4	1985,86,87,88
Landry, Mark	4	1994,95,96,97
Langford, Charlie	1	1979
* Langston, J.L.	1	1920
Lanzendoen, Jim	1	1973
* Laraway, Walt	3	1953,54,55
Latimer, Al	1	1978
* Latimer, Bill	1	1906
* Lawrence, Bert	1	1902
Lawrence, Dexter	3	2016,17,18
Lawrence, Floyd	1	1956
Lawrence, Reggie	3	1988,89,90
Lawrence, Trevor	3	2018,19,20 <sup>cc</sup>
Lawson, Larry	1	1970
Lawson, Shaq	3	2013,14,15
* Lawton, Streak	2	1935,36
Lawton, Winston	1	1969
Lawyer, Mal	4	1996,97,98,99
<b>Lay, Jaelyn</b>	<b>1</b>	<b>2020</b>
Lazzara, Tony	3	1999,00,01
Leake, John	4	2000,01,02,03
Learn, Randy	4	1979,80,81,82
LeBel, David	3	1973,74,75
* Lee, A.C. (Bun)	1	1907
* Lee, Harry	2	1934,35
Lee, Mark	2	1974,75
Lee, Tyrone	4	2000,01,02,03
Leggett, Jordan	4	2013,14,15,16 <sup>cc</sup>
LeJeune, Brent	3	1991,92,93
Lemay, Jason	1	1999
Leonard, Colin	3	2005,06,07
Leonard, Hal	2	1946,47
Leonard-Horwith, Shawn	1	2010
Leverman, Gerald	1	1945
* Lewis, Alex P.	3	1911,12,13
Lewis, Carlton	3	2009,10,11
* Lewis, Gus	2	1900,01
* Lewis, Harold	3	1935,36,37 <sup>c</sup>
Lewis, Haydrian	4	2005,06,07,08
* Lewis, J.B.	3	1898,99,1900
Lewis, Marcus	1	2000
* Lewis, Merritt	3	1932,33,34
Lewis, Micah	1	2001

Lewis, Stacy	2	1989,90
Lewis, Zane	3	1995,96,97
Lewter, Steve	3	1969,70,71
Lhotsky, Joe	3	1966,67,68
Liberatore, Frank	3	1964,66,67 <sup>cc</sup>
* Lightsey, F.B. (Bull)	3	1922,24,25
* Lightsey, L.M. (Yen)	4	1917,18,19,20
Lindsey, Otis	2	1981,82
* Link, A.C.	1	1926
Linthicum, Brian	1	2007
* Littlejohn, C.E. (Mule)	3	1913,14,15
* Locklair, Ed (Pop)	1	1941
Locklair, Mike	3	1966,67,68
Locurcio, Todd	1	1993
Logan, Jimmy	1	1966
* Logan, J.R.	2	1912,13
* Long, Evans	1	1930
Long, Stacy	4	1986,88,89,90
Lott, Billy	3	1977,78,79 <sup>cc</sup>
Lott, James	4	1986,87,88,89
Lovelaice, Chris	1	1993
* Lowman, P.I. (Pi)	2	1918,19
Lowther, Rush	1	2005
<b>Lucas, Ty</b>	<b>1</b>	<b>2019</b>
Luckie, Billy	1	1996
Lundeen, Danny	2	1970,71
* Luzzi, Richie	3	1966,67,68
* Lykes, Powell	2	1905,06
* Lynah, Jim	2	1900,01
Lynch, Chuck	1	1991
Lynn, Dave	3	1958,59,60 <sup>cc</sup>
Lytton, Jeff	3	1983,84,85

## M

Player	VL	Year(s)
Maass, Andrew	1	2014
Mac Lain, Eric	4	2012,13,14,15 <sup>cc</sup>
Mac Lain, Ryan	1	2018
Mac Lain, Sean	2	2015,16
Mack, Kevin	4	1980,81,82,83
Mack, Terence	4	1983,84,85,86 <sup>cc</sup>
Macklin, Travis	3	1996,97,98
Macko, Paul	3	2006,07,08
<b>Maddox, Jack</b>	<b>2</b>	<b>2019,20</b>
Mader, Eric	2	1989,90
* Magee, Watson	3	1936,37,38
* Magill, Dick	3	1927,28,29
* Magill, W.K. (Rummy)	3	1913,14,15 <sup>c</sup>
<b>Maguire, Keith</b>	<b>1</b>	<b>2020</b>
Magwood, Frank	3	1980,81,82
* Major, C.S. (Dopey)	4	1913,14,15,16 <sup>c</sup>
Mance, Brian	4	1999,00,01,02
Maners, Jimmy	2	2007,08
* Maness, Ed (Chippy)	3	1938,39,40
Mann, Wes	3	1983,84,85
Mannella, Dave	1	1979
Manos, Pete	3	1949,50,51
* Marazza, Dick	3	1954,55,56
Mariable, Dorian	4	1986,87,88,89
Marion, Phil	3	1964,65,66
Marler, Malcolm	4	1973,74,75,76 <sup>cc</sup>
* Marshall, L.E.	1	1926
* Martin, Bob	3	1946,47,48 <sup>cc</sup>
Martin, Carl	2	1981,82
Martin, Jermaine	1	2007
* Martin, J.M.	3	1909,10,11
Martin, Khang	1	1993
Martin, Marcus	2	1997,98
Martin, Peanut	3	1972,73,75
* Martin, W.N.	2	1925,27
<b>Mascoll, Justin</b>	<b>2</b>	<b>2019,20</b>
* Masneri, Ray	3	1956,57,58
* Mass, Wayne	3	1965,66,67
Massaro, Cary	3	1980,81,82
Massengill, Wells	1	1972
Mathews, Mike	1	1971
* Mathews, Ray	4	1947,48,49,50
Mathews, Tony	2	1973,74
* Mathis, A.J.	1	1898
* Mathis, Bill	3	1957,58,59
* Matthews, Bill	2	1915,16
Matthews, Mack	3	1960,62,63
* Mattos, Tommy	3	1952,53,54
Mauldin, Collins	1	2015
* Mauldin, Hugh	3	1963,64,65
Mauney, Marcus	1	2000
Mauney, Tony	4	1988,89,90,91
Maxwell, Byron	4	2007,08,09,10
* Maxwell, Jeff	2	1896,97

# LETTERMEN

* Maxwell, John	2	1902,03
<b>May, Max</b>	<b>2</b>	<b>2019,20</b>
* Mayberry, Bob	4	1979,80,81,82
Maye, Brandon	3	2008,09,10
Mayer, Charlie	3	1969,70,71
Mayers, Sylvester	1	2020
<b>Mayes, Mitchell</b>	<b>1</b>	<b>2020</b>
McBride, Dan	1	1973
McCall, Jeff	4	1979,80,81,82
McCanless, Jim	3	1955,56,58
* McCarley, Bob	3	1927,28,29
McCauley, Jim	1	1949
McClain, Antoine	4	2008,09,10,11
McCleon, Dexter	4	1993,94,95,96
McClinton, Todd	3	2001,02,03
McCloud, Gerald	1	2003
McCloud, Ray-Ray	3	2015,16,17
McClure, Bruce	3	1963,64,65
* McConnell, H.S.	2	1914,15
* McConnell, R.E.	2	1925,26
* McConnell, S.W.	3	1934,35,36
* McConnell, T.S.	3	1934,35,36
McCory, Bob	1	1944
McCown, Fred	1	1942
* McCown, Slick	2	1933,34
* McCown, T.M.	1	1918
McCreary, Andy	4	1992,93,94,95
McCullough, Jay Jay	2	2013,14
McCullough, Richard	4	1985,86,87,88
McCurry, Damon	1	1979
McDaniel, DeAndre	4	2007,08,09,10
McDaniel, Ed	4	1988,89,90,91
McDermott, John	3	1998,99,00
McDowell, Garry	2	1974,75
McDowell, Roderick	4	2010,11,12,13
McDuffie, Chris	4	2004,05,06,07
McElmurray, Mac	3	1964,65,66
McElrathbey, Ray Ray	1	2006
McElveen, Donny	1	2013
* McElveen, Norwood	3	1939,40,41
* McFadden, Banks	3	1937,38,39
<b>McFadden, Jordan</b>	<b>2</b>	<b>2019,20</b>
* McFadden, R.D.	1	1908
* McFadden, R.H. (Doc)	2	1906,07
McFadden, Wesley	4	1985,87,88,89
McGee, Edgar	3	1965,66,67
* McGill, C.A.	1	1925
* McGlockton, Chester	3	1989,90,91
* McGlone, T.F.	1	1926
McGuirt, Bill	2	1960,61
McInally, Chris	2	1993,95
* McIver, Rick	2	1904,05
McKelvey, J.J.	4	1999,00,01,02
McKenney, Pat	2	1985,86
McKenzie, Damonte	4	1995,97,98,99
* McKenzie, W.W.	1	1918
* McKeown, J.A.	1	1903
McKissic, Jock	4	2005,06,07,08
McLane, Riley	2	1966,67
McLaurin, Duncan	1	2005
McLaurin, Jewell	2	1969,70
* McLaurin, J.N.	4	1904,05,06,07
McLees, Jimmy	2	1990,91
* McLellan, Bill	2	1953,54
McLellan, Cliff	1	1981
* McLendon, Ed	1	1939
* McLendon, Lem	1	1955
McLeod, Matt	2	1996,97
McMahan, Dave	2	1969,70
McMakin, John	3	1969,70,71
McMichael, Kyler	1	2018
* McMillan, Goat	2	1928,29
* McMillan, Raiford	3	1926,27,28
* McMillan, W.L. (Red)	3	1913,14,15
McNeal, Bryant	4	1999,00,01,02
McNeal, Bryce	1	2010
McSwain, Chuck	4	1979,80,81,82
McSwain, Rod	4	1980,81,82,83
Meadowcroft, Charlie	3	1963,64,65
Meadows, Dwayne	3	1984,85,86
Means, Harold	3	1996,97,98
Medlin, Jamal	1	2008
Medlin, Rick	3	1967,68,69
Meekins, Eric	4	1999,00,01,02
Meeks, Chuck	1	1982
Meeks, Jonathan	4	2009,10,11,12
* Mellette, F.M.	1	1911
Mellusi, Chez	2	2019,20
* Melton, L.H. (Doc)	2	1923,24

Merling, Phillip	3	2005,06,07
Merritt, Will	4	1998,99,00,01
Merrweather, Reggie	4	2003,04,05,06
Michael, Benny	3	1966,67,68
<b>Mickens, R.J.</b>	<b>1</b>	<b>2020</b>
* Midkiff, Bob	1	1926
Miller, Bill	1	1962
Miller, Billy	1	1943
* Miller, Bob	2	1931,32
* Miller, H.E.	2	1937,38
* Miller, Jack	3	1944,47,48
Miller, Jim	1	1948
Miller, Josh	4	2005,06,07,08
Miller, Justin	3	2002,03,04
Miller, Ron	1	1958
Miller, Tif	1	2001
Mills, Jeff	2	1974,75
Milton, Eldridge	4	1981,83,84,85
Milton, Fred	3	1968,69,70
* Mimms, Charlie	1	1946
Mitchell, Joedy	1	1996
Moncrief, Richard	4	1990,91,92,93
* Monledous, Zag	2	1927,28
* Mooneyham, Jack	3	1949,50,51
Montone, Neil	1	1947
Monts, Tavaghn	3	2001,03,04
* Moore, Gene	3	1947,48,49
Moore, Ken	3	1952,53,54
Moore, Otis	4	1986,87,88,89
Moore, Rennie	4	2007,09,10,11
Moore, Ted	1	1964
Moore, Wayne	1	1996
Moorer, John	3	1945,46,47
* Moorer, Tom	2	1938,39
* Morgan, Bobby	2	1958,59
Morgan, Dwayne	2	1994,95
* Morgan, Lewis	1	1946
Morocco, Chris	4	1986,87,88,89
Morris, David	1	1973
Morris, Kelvin	1	2002
Morris, Maverick	4	2014,15,16,17
Morrison, Pete	1	1961
Morton, Hall	1	2017
* Moss, Charlie	3	1930,31,32
Mougros, Theo	4	1997,98,99,00
Mouzon, Tyron	4	1988,89,90,91
* Mulherin, Eddie	1	1928
Mullen, Ray	2	1965,66
Mullen, Trayvon	3	2016,17,18
Mulligan, Wayne	3	1966,67,68
* Mullins, H.D. (Horse)	2	1923,24
Murchison, Antwon	3	2006,07,08
<b>Murphy, Myles</b>	<b>1</b>	<b>2020</b>
Murray, Al	3	1972,73,74
Murray, John	1	1978
Muse, Tanner	4	2016,17,18,19
Myrick, Chip	3	2003,04,05
Myrick, Rocky	1	1979

## N

Player	VL	Year(s)
Nanney, Lee	4	1978,79,80
Nelson, Bryce	2	1992,93
Nelson, Maurice	3	2004,05,06
Nelson, Roosevelt	3	2002,03,04
Ness, Jim	3	1972,73,74
Neville, J.L.	1	1943
Newell, Andy	1	1985
Newell, Mike	2	1969,70
<b>Ngata, Joseph</b>	<b>2</b>	<b>2019,20</b>
* Nimitz, H.J. (Foots)	1	1916
Nix, Eric	3	1984,85,86
Nobles, Kasey	3	2008,09,10
Noelte, Dave	1	1982
Norris, Wilson	2	2008,09
Norton, Ryan	4	2012,13,14,15
Numamacher, Jeff	4	1985,86,87,88
Nunn, Arlington	4	1987,88,89,90

## O

Player	VL	Year(s)
O'Brien, Chuck	4	1987,88,90,91
O'Cain, Mike	3	1974,75,76
O'Daniel, Dorian	4	2014,15,16,17
O'Dell, Billy	3	1953,54,55
* O'Dell, John H.	2	1918,19
* O'Dell, Wayne	1	1941
* Odom, W.F.	1	1908
Ogle, Chris	2	1989,90

Ogren, Jeff	1	2007
Ogundeko, Ebenezer	1	2014
Ohan, Chinedu	2	1987,88
* O'Kurowski, Whitey	3	1937,38,39
* Olson, Dave	3	1958,59,60
Olson, David	1	2014
Olson, Harold	3	1957,58,59
* Olaszewski, Harry	3	1965,66,67
* O'Neal, Belton (Speck)	1	1920
O'Neal, Brad	2	1969,70
O'Neal, Robert	4	1989,90,91,92
* Orban, Turk	1	1936
<b>Orhororo, Ruke</b>	<b>1</b>	<b>2019</b>
Osborne, Ronnie	3	1959,60,61
O'Sullivan, Cameron	1	2008
Otorubio, Adubarie	1	1985
Overton, Diondre	4	2016,17,18,19
Outlaw, Brian	3	1999,00,01
Owen, Henry	4	1998,99,00,01
* Owens, J.C. (Susie)	2	1919,20
Owens, Mark	1	1993

## P

Player	VL	Year(s)
<b>Pace, Kobe</b>	<b>1</b>	<b>2020</b>
* Padgett, F.M.	1	1918
* Padgett, G.D.	1	1931
* Padgett, Jim	2	1957,58
Padgett, Matt	2	1996,97
* Padgett, O.D.	2	1928,29
Padgett, Wade	3	1939,40,41
Pagano, Scott	3	2014,15,16
Page, Neely	2	1998,99
Page, Wayne	2	1965,66
Pagliel, Joe	3	1953,54,55
Palmer, Cary	1	1989
* Palmer, E.D. (Frog)	1	1925
Palmer, Johnny	3	1963,64,65
Palmer, Michael	4	2006,07,08,09
Paredes, Bob	2	1951,54
Parete, Anthony	4	1981,82,83,84
* Parker, Ace	2	1940,41
* Parker, Harry L.	2	1912,13
Parker, Justin	2	2010,11
Parker, Kyle	2	2009,10
Parker, Jim	2	1962,63
<b>Parks, Walker</b>	<b>1</b>	<b>2020</b>
Pasley, Jim	2	1939,40
Pate, Gene	1	2003
Pate, Milton	2	1951,52
* Patrick, Chris	1	1932
* Patterson, Gene	2	1931,32
<b>Patterson, Kane</b>	<b>2</b>	<b>2019,20</b>
* Patton, Bob	3	1949,50,51
Patton, Julian	1	2013
Paulling, Bob	4	1979,81,82,83
* Pavilack, Harry	3	1959,60,61
* Payne, Booty	2	1940,41
Payne, Jim	3	1956,57,58
* Payne, Joe	3	1937,38,39
* Payne, Oliver	2	1936,37
Peake, Charone	4	2011,12,14,15
* Pearce, Frank	3	1963,64,65
* Pearce, Roy	2	1939,40
Pearman, Danny	3	1985,86,87
* Pearman, Scott	3	1899,00,01
Pearson, Alex	2	2006,07
* Pearson, Ben	3	1937,38,39
Peeler, Coby	2	1993,94
Peeples, Ken	3	1972,73,74
Pegues, Lamont	2	1994,95
* Pegues, E.S.	1	1899
Pengitore, Ken	3	1971,72,73
Penner, Seth	3	2016,17,18
* Pennington, Clyde	1	1935
* Pennington, Curtis	3	1936,37,38
* Perry, Bill	1	1911
* Perry, L. (Tom)	1	1911
Perry, Michael Dean	4	1984,85,86,87
* Perry, Tracy	4	1976,77,78,79
Perry, William	4	1981,82,83,84
Peters, Garry	4	2011,12,13,14
Petoskey, Ted	2	1963,64
Phibbs, Patrick	3	2017,18,19
Phillips, Erik	1	1992
Phillips, Hank	4	1986,87,88,89
Phillips, Harley	2	1943,44
<b>Phillips, Jalyn</b>	<b>2</b>	<b>2019,20</b>
Phillips, Jim	1	1945

Phillips, John	4	1984,85,86,87
Pickens, Jesse	1	2004
Pickett, Edgar	4	1980,81,82,83
Pierce, Hal	3	1940,41,42
Pilgrim, Brandon	4	2003,05,06,07
Pilot, Joe	1	1958
* Pinckney, E.H.	1	1909
Pinckney, Nyles	4	2017,18,19,20
Pinion, Bradley	3	2012,13,14
* Pitts, Lewis	2	1927,28
Plantin, Tony	4	1994,95,96,97
Pleasant, Reggie	3	1982,83,84
* Poe, Billy	3	1944,45,46
Polite, Dextra	3	1997,98,99
Polk, DeJuan	4	2000,01,02,03
Pollard, Sean	4	2016,17,18,19
* Pollitzer, H.R. (Polly)	1	1902
Poole, Bob	3	1961,62,63
* Poole, R.F. (Sarg)	2	1915,16
Pope, Brad	3	1994,95,96
Pope, Jamie	1	1979
Portas, Lou	2	1964,65
Porter, Matt	2	2012,13
Postell, Holland	4	1995,96,97,98
<b>Potter, B.T.</b>	<b>3</b>	<b>2018,19,20</b>
* Potts, R.C. (Daddy)	3	1917,18,19
Poulos, John	4	1944,47,48,49
Powell, Cornell	4	2016,17,19,20
* Pressley, E.H. (Buck)	2	1912,13
* Pressley, O.K.	3	1926,27,28
* Pressley, Harlan	1	1927
Prevost, Connor	1	2016
Price, John	3	1970,71,72
* Price, L.C.	1	1925
<b>Price, Luke</b>	<b>1</b>	<b>2019</b>
Price, Phillip	3	2009,10,11
* Priestner, Buck	2	1930,31
Priester, Buck	3	1953,54,55
Priester, Raymond	4	1994,95,96,97
* Prince, Phil	4	1944,46,47,48
Pringle, Harom	2	1992,93
* Pritchett, Jess	1	1937
Proctor, Will	3	2003,05,06
Pruett, Chip	2	1978,79
* Pruitt, June	2	1945,46
Pryce, Trevor	1	1996
* Proctor, Landrum	2	1930,31
Puckett, David	3	1988,89,90
Pugh, Travis	4	2001,02,03,04
Pusey, Mike	1	1975
Putnam, Trevor	3	1993,94,95
<b>Putnam, Will</b>	<b>2</b>	<b>2019,20</b>

## Q

Player	VL	Year(s)
Quarles, Jimmy	2	1951,52
Quick, Rodney	3	1983,84,85
Quinn, Dewey	2	1945,46
Quesenbury, Sonny	2	1957,58

## R

Player	VL	Year(s)
Raber, Brian	4	1983,84,85,86
Rabon, George	1	2009
Radakovich, Grant	1	2016
* Radcliff, Charles	3	1950,51,52
Radford, Kevin	1	1980
Rambert, Bernard	4	1999,00,01,02
Ramsey, Ben	4	2007,08,09,10
Ramtahal, Eldred	1	1992
* Randle, E.L. (Cat)	3	1913,14,15
* Randle, M.B. (Little Cat)	3	1918,19,20
Randolph, Bernard	2	1993,95
Rankin, Gary	2	1963,64
Rapley, Darius	3	1997,98,99
Rash, Dustin	1	1993
Ratchford, Warren	4	1974,76,77,78
Ray, Thomas	3	1963,64,65
<b>Rayburn, Hunter</b>	<b>1</b>	<b>2020</b>
Rayburn, Lee	3	1966,67,68
Reader, D.J.	4	2012,13,14,15 <sup>cc</sup>
Reames, Joe Don	3	1999,00,01
* Reames, T. Jack	2	1918,22
Reed, David	2	1978,79
Reese, Archie	4	1974,75,76,77
Reese, Steve	4	1982,83,84,85 <sup>cc</sup>
Reese, Tribble	1	2007
Reeves, Chandler	3	2017,18,19
Reeves, Marion	3	1971,72,73



# LETTERMEN

Reeves, Matt	4	1992,93,94,95
Region, Spencer	2	2012,14
Register, Chris	3	2016,17,18
Rembert, Johnny	2	1981,82
<b>Rencher, Darien</b>	<b>3</b>	<b>2018,19,20</b>
Renfrow, Hunter	4	2015,16,17,18 <sup>cc</sup>
<b>Reuben, Etinosa</b>	<b>1</b>	<b>2020</b>
* Reynolds, Clifford M. (Pete)	1	1926
* Reynolds, Jim	4	1945,47,48,49
Rhinehart, Jim	1	1955
Rhodes, John	2	1971,72
Richard, Al	4	1989,90,91,92
Richard, Milan	4	2015,16,17,18
Richardson, Barry	4	2004,05,06,07
Richardson, Chris	1	2010
Richardson, Chuckie	4	1980,82,83,84
Richardson, Cotton	2	1943,44
Richardson, David	3	1996,97,98
* Richardson, Joe	1	1940
Richardson, Lionel	3	2003,04,05
Richardson, Mark	3	1980,81,82
Riddle, Leonard	1	1943
Riddle, Nic	2	2005,06
Ridgley, Thad	2	1992,93
* Riggs, A.F.	3	1897,98,99
Riggs, Jim	4	1983,84,85,86
Riggs, Matt	3	1985,86,87
Rigsby, Geoff	3	2002,03,04
* Rion, Aubrey	2	1939,40
Rivers, Dalton	2	1955,56
Robbins, Butch	2	1963,64
Robbins, Chris	1	1996
* Robbs, C.M.	3	1907,08,09 <sup>c</sup>
Roberts, Travis	1	1999
Robinson, Akeem	4	2005,06,07,08
* Robinson, Charlie	3	1922,23,24 <sup>c</sup>
Robinson, Darius	4	2010,11,12,13 <sup>cc</sup>
* Robinson, E.D.	1	1934
Robinson, Jabril	3	2015,16,17
Robinson, Jackie	4	1999,00,01,02 <sup>cc</sup>
Robinson, James	4	1979,80,82,83 <sup>cc</sup>
* Robinson, Joe	1	1927
Rodgers, Amari	4	2017,18,19,20 <sup>cc</sup>
Rodgers, George	3	1950,51,52 <sup>c</sup>
Rodriguez, Daniel	3	2012,13,14
Roediger, Charles	1	2008
Rogers, Bill	2	1943,46
Rogers, Billy G.	2	1944,46
Rogers, Floyd	2	1965,66 <sup>cc</sup>
* Rogers, Johnny	1	1929
* Rogers, Phil	3	1965,66,67
Rogers, Rodney	2	1961,62
Rogers, Shot	2	1955,56
Rollins, Bubba	1	1978
Romano, Ryan	1	1999
Rome, Stan	1	1975
* Roper, T.H. (Pug)	2	1918,19
Rose, Anthony	3	1979,80,81
Rose, Chuck	3	1978,79,80
Ross, Don	3	1952,53,54
* Ross, Jack	3	1942,46,47
<b>Ross, Justyn</b>	<b>2</b>	<b>2018,19</b>
Ross, Kenzi	4	1997,98,99,00
* Rothell, Claude	2	1941,42
Roulhac, Terrance	4	1983,84,85,86
Rountree, Glenn	4	1994,95,96,97
Rouse, Wardell	2	1993,94
Rowell, Nick	1	2018
Rowell, Spivey	1	1944
* Roy, Wallace	3	1923,24,25
Rudolph, Logan	2	2018,19
Ruffner, Bo	3	1965,66,67
Ruffner, Jim	1	1964
* Rushton, Gil	4	1945,48,49,50
Russell, Chris	2	2006,07
Russell, J.A.	1	1943
Russell, Jimmy	1	1976
Rutledge, Bill	1	1943
Ryans, Larry	4	1989,90,91,92
Ryan, Seth	2	2015,16
Ryan, Steve	2	1977,78

S		
Player	VL	Year(s)
* Sadler, Hope	2	1902 <sup>c</sup> , 03 <sup>c</sup>
Salim, Hamid	1	1996
* Salisbury, Tom	4	1943,44,47,48
* Salley, Grady	3	1928,29,30
Samnik, Mike	2	1990,91



COTY SENSABAUGH

Sampson, Eric	3	2001,03,04
* Sams, Hal	1	1916
* Sanders, Al	3	1935,36,37
Sanders, Matt	3	2009,10,11
Sanders, Smiley	3	1971,72,73
* Sandifer, Red	2	1940,41
Sanford, Chuck	3	1983,84,85
Sapp, Patrick	4	1992,93,94,95
Sapp, Ricky	4	2006,07,08,09 <sup>cc</sup>
Sasser, David	3	1971,72,73
Saunders, Bo	2	1945,46
Sauve, Jeff	4	1991,92,94,95
Sawicki, Steven	1	2019
Scheibel, Tim	1	1994
Schell, Matt	3	1999,00,01
* Schilleter, W.A. (Shorty)	4	1911,12,13,14 <sup>c</sup>
Schlink, David	1	2005
* Schneck, J.R.	2	1918,19
* Schonhar, Todd	2	1985,86
* Schroder, F.E.	1	1912
Schuessler, Nick	3	2014,15,16
Scott, Artavis	3	2014,15,16
Scott, Cameron	1	2018
Scott, Dorell	4	2005,06,07,08
Scott, Jeff	3	2000,01,02
Scott, Jim	3	1981,82,83
Scott, Randy	4	1975,76 <sup>cc</sup> , 77 <sup>cc</sup> , 78 <sup>cc</sup>
Scott, Shane	3	1989,90,91
Scott, William	2	1974,75
Scudato, Ron	3	1959,60,61
Sealy, Sonny	1	1982
Sease, Jody	2	1984,85
Sease, Tommy	2	1955,56
Seay, Pitts	1	1943
Seckinger, Stanton	4	2012,13,14,15 <sup>cc</sup>
Seegars, Stacy	4	1990,91,92,93
Seigler, Eddie	3	1970,71,72
* Segars, Al	1	1937
* Segars, Kent	1	1936
Sekas, Connor	1	2017
Sellers, Joe	2	1963,65
Sensabaugh, Coty	4	2008,09,10,11 <sup>cc</sup>
Seth, Mike	3	1997,98,99
Setzekorn, Ken	2	1984,85
Seyle, Rusty	3	1986,87,88
Sharpe, Bill	1	1964
* Sharpe, Bob	3	1938,39,40 <sup>c</sup>
Sharpe Jr., Bob	2	1975,76
* Sharpe, F.J.	1	1931
Sharpe, Tommy	3	2002,03,04
Shatley, Tyler	4	2010,11,12,13 <sup>cc</sup>
Shaw, Milt	1	1994
* Shealy, A.S. (Shack)	4	1896,97,98 <sup>c</sup> , 99
Shealy, Pat	2	1971,72
Shell, Bob	3	1970,72,73

Sheppard, Ashley	4	1989,90,91,92 <sup>cc</sup>
Shields, John	2	1968,69
* Shingler, Lowndes	3	1958,59,60 <sup>cc</sup>
* Shirley, Jim	3	1950,51,52
Shish, Paul	1	1969
* Shockley, J.A.	1	1922
* Shore, Henry	3	1933,34,35 <sup>c</sup>
Shown, Jack	2	1952,53
Shuey, Spencer	4	2010,11,12,13 <sup>cc</sup>
* Shuford, Don	3	1934,35,36
* Siegel, Reuben	3	1929,30,31
Siepe, Jeff	3	1970,71,72
Silver, Dennis	1	1974
Simmons, Anthony	3	1995,96,97
Simmons, Caleb	1	2010
Simmons, Isaiah	3	2017,18,19 <sup>cc</sup>
* Simmons, Ralph	1	1937
* Simmons, T.D. (Shag)	1	1919
* Simmons, Wayne	4	1989,90,91,92 <sup>cc</sup>
Simmons, Willie	3	2000,01,02
Simpson, Don	1	1943
Simpson, John	4	2016,17,18,19 <sup>cc</sup>
Simpson, LaMarick	4	1992,93,94,95
<b>Simpson, Trenton</b>	<b>1</b>	<b>2020</b>
Simpson, Tyrone	3	1989,90,93
* Sims, David	4	1977,78,79,80
Sims, Marvin	3	1977,78,79
* Sitton, Vet	2	1902,03
Sizer, Danny	3	1988,89,90
<b>Skalski, James</b>	<b>5</b>	<b>2016,17,18,19,20<sup>cc</sup></b>
Skiffey, Jim	1	1962
Skinner, Matt	2	2009,10
Smalls, Andy	3	1950,52,53
Smart, Bill	1	1944
Smith, Akil	2	1998,99
Smith, Bill	4	1977,78,79,81
Smith, Brent	2	2003,06
Smith, Bryant	1	1998
Smith, Cannon	4	2015,16,17,18
Smith, Chad	4	2016,17,18,19
Smith, Darrell	4	2010,11,12,13
Smith, David	4	2008,09,10,11
Smith, Dennis	3	1973,74,75 <sup>cc</sup>
Smith, Emory	4	1993,94,95,96
* Smith, Glenn	3	1949,50,51
Smith, Gregg	1	1976
Smith, Harold	1	1959
Smith, Jack	2	1958,59
Smith, Joey	2	1979,80
Smith, Joshua	1	2003
Smith, Lynn	1	1979
Smith, Matt	3	1977,78,79
* Smith, Randy	1	1965
Smith, Richard	4	1985,86,87,88
Smith, Robert	4	2011,12,13,14

Smith, Ronnie	4	1974,75,76,77
Smith, Shaq	2	2017,18
* Smith, Sterling	2	1949,50
* Smith, Terry	4	1990,91,92,93
Smith, Thorny	1	1968
Smith, Van	3	2015,16,17
Smith, Willie	3	1954,55,57
* Sneed, W.F. (Bill)	1	1901
* Snowden, Moon	1	1927
Snyder, Paul	3	1957,58,59 <sup>cc</sup>
Sobeski, Michael	4	2011,12,13,14
Solomon, Louis	4	1992,93 <sup>cc</sup> , 94 <sup>cc</sup> , 95 <sup>c</sup>
* Soloman, Homer	1	1930
Somaini, Jamie	2	1999,00
Soowal, Jeff	3	1976,77,78
Sorrells, Brian	1	2007
Southerland, Ivan	3	1967,68,69 <sup>c</sup>
* Sowell, Frank	1	1930
Sox, Greg	1	1986
* Spearman, Jack	2	1920,21 <sup>c</sup>
Speck, Chad	4	1997,98,99,00 <sup>cc</sup>
<b>Spector, Baylon</b>	<b>3</b>	<b>2018,19,20</b>
<b>Spector, Brannon</b>	<b>1</b>	<b>2020</b>
Spector, Robbie	3	1988,89,90
Spence, Alex	2	2017,18
Spence, Austin	2	2017,18
Speros, Jim	1	1980
Spewick, Brandon	1	2008
Spiers, Bill	1	1986
<b>Spiers, Will</b>	<b>4</b>	<b>2017,18,19,20</b>
Spiller, C.J.	4	2006,07,08,09 <sup>cc</sup>
Spooner, Bob	3	1955,56,57
Spry, David	4	1983,85,86,87
Squires, Tappey	1	1969
Stacy, Jack	1	1942
Stanford, Calloway	1	1940
Stephens, Darnell	4	1991,92,93,94
* Stephens, Tony	2	1986,87
* Stevens, Alex	3	1932,33,34
* Stevens, R.G.	1	1909
Steward, Tony	4	2011,12,13,14
Stewart, Cade	4	2017,18,19,20 <sup>cc</sup>
Stewart, Dante	1	2012
* Stewart, J.D.	1	1924
Stewart, Watt	1	1944
Stocks, Jeff	3	1971,72,73
Stockstill, Jeff	3	1980,81,82
Stockunas, Jason	2	1997,99
Stone, Daniel	1	2015
Stone, Don	1	1973
Stone, Preston	1	2008
Stone, Tyler	1	2007
Stoudt, Cole	4	2011,12,13,14
Stough, Tim	4	1973,74,75,76
Strait, John	1	2000

# LETTERMEN

Strayer, Phil	1	1969
Streeter, Brandon	3	1997,98,99
* Stribling, J.W.	3	1913,14,15
* Strother, Frank	1	1923
Stuckey, Chansi	4	2003,04,05,06 <sup>cc</sup>
Stuckey, Jim	4	1976,77,78,79
Stuermann, Russell	1	2001
Sublette, Richard	1	1948
* Suggs, H.L.	2	1914,15
* Sullivan, Frank	3	1897,98,99
Sultis, Jim	3	1945,46,47
* Summers, J.C. (Chuck)	2	1905,06
Sursavage, Butch	3	1965,66,67
Sursavage, Jim	3	1968,69,70 <sup>cc</sup>
Suttle, Jeff	4	1980,81,82,83
Sutton, George	1	1962
* Sweatle, Johnny	1	1941
* Swetenburg, J.R.	2	1920,21
Swift, Bob	1	1963
Swing, Dale	3	1982,83,84
<b>Swinney, Drew</b>	<b>2</b>	<b>2019,20</b>
Swinney, Jack	1	2017
<b>Swinney, Will</b>	<b>4</b>	<b>2017,18,19,20</b>
<b>Swint, Kevin</b>	<b>1</b>	<b>2020</b>
* Swofford, Bob	3	1927,28,29
* Swygert, George	2	1896,97
Symmes, Brian	1	2012

## T

Player	VL	Year(s)
* Talley, J.H.	1	1926
Tankersley, Cordrea	4	2013,14,15,16
Tate, Trey	4	2002,03,04,05
Taylor, Bruce	1	1990
Taylor, Jeff	1	1989
* Taylor, Jerry	2	1961,62
Taylor, J.W.	1	1943
Taylor, Rendrick	4	2005,06,07,09
Taylor, Vince	4	1986,87,88,89
<b>Tchio, Paul</b>	<b>1</b>	<b>2020</b>
Teasdall, Andy	2	2015,16
Temples, Jamison	1	1992
* Tennant, A.B. (Dutch)	4	1921,22,23,24
Terrell, A.J.	3	2017,18,19
* Testerman, Don	2	1974,75
* Thackston, L.P.	3	1917,18,19
* Thomas, Bill	3	1956,57,58 <sup>cc</sup>
Thomas, Brandon	4	2010,11,12,13 <sup>cc</sup>
Thomas, David	1	1972
* Thomas, Doug	4	1987,88,89,90
Thomas, Franklin	2	1992,93
Thomas, Rodney	4	1999,00,01,02
Thomas, Ronnie	2	2000,02
<b>Thomas, Xavier</b>	<b>3</b>	<b>2018,19,20</b>
Thomason, Johnny	1	1955
Thomason, Ty	1	2018
Thompson, Brandon	4	2008,09,10,11 <sup>cc</sup>
Thompson, Dave	3	1968,69,70
* Thompson, Doug	1	1955
* Thompson, J.W.	1	1916
Thompson, John	3	1996,97,98
Thompson, Marion	3	1950,51,52
* Thompson, Oscar	3	1946,47,48
Thompson, Trevion	4	2015,16,17,18
Thornton, Mark	2	1978,79
<b>Thornton III, Ray</b>	<b>1</b>	<b>2020</b>
* Thornton, R.E.	1	1918
Thorsland, Oscar	3	1960,61,62
Thurlow, Cody	1	2013
Thurman, Cardell	1	1992
Tice, Johnny	1	1954
* Tillman, Henry	1	1902
Tillotson, Brian	1	1994
* Timmerman, W.P. (Pap)	2	1926,27
* Timmons, Charlie	3	1939,40,41
Timothy, Gifford	3	2011,12,13
* Tinsley, Sid	3	1940,41,44 <sup>cc</sup>
Tisch, Logan	2	2016,18
* Tisdale, Charlie	3	1938,39,40
Todd, Moe	1	1969
Tolley, Charlie	2	1967,69 <sup>c</sup>
* Tomkins, F.G.	1	1896
Tomkins, James	3	1966,67,68
Townsend, Lateek	2	2017,12
Trapp, Amir	2	2016,17
Trapp, James	4	1989,90,91,92
Trayham, Arden	1	1943
Traylor, Drew	2	2010,11
Traynham, Tyler	1	2019

Treadwell, David	3	1985,86,87
* Trembley, Jimmy	1	1969
Tremel, Taylor	1	2006
* Trexler, Bru	2	1937,39
Trimble, Jamie	3	1994,95,96
Triplett, Danny	4	1979,80,81,82
* Trobaugh, Allen	1	1938
* Trobaugh, Earl	1	1938
<b>Trotter, Mason</b>	<b>1</b>	<b>2020</b>
Troy, Mike	2	1963,64
Trumpore, Arthur	1	1943
* Troutman, John	3	1933,34,35
Tucker, Harrison	1	2015
Tucker, Kyle	1	2003
Tucker, Richard	1	1988
* Turbeville, A.C.	1	1912
* Turbeville, Horace	1	1956
Turner, Bo	2	1945,46
Turner, Elijah	2	2019,20
* Turner, H.M. (Tuck)	1	1907
<b>Turner, Nolan</b>	<b>4</b>	<b>2017,18,19,20<sup>cc</sup></b>
* Turnipseed, Rhett	1	1922
Turpin, Bucky	2	1966,67
Tuten, Rich	3	1976,77,78
Tuttle, Perry	4	1978,79,80,81 <sup>cc</sup>
Tyler, O.J.	2	1974,76
Tyner, Mitch	2	1973,74

## U

Player	VL	Year(s)
<b>Uiagalelei, D.J.</b>	<b>1</b>	<b>2020</b>
Underwood, Willie	4	1977,78,79,80 <sup>cc</sup>
<b>Upshaw, Regan</b>	<b>4</b>	<b>2017,18,19,20</b>
Usher, Lewis	4	1991,92,93,94
* Usry, George	3	1957,58,59

## V

Player	VL	Year(s)
* Valentine, Jack	1	1926
Van Gieson, Sam	1	2012
Varn, Guy	1	1983
Varn, Rex	4	1976,77,78,79
Vaughan, Bradley	1	2001
Vaughan, Mark	1	1985
Vaughn, Khaleed	4	2000,01,02,03
Vaughn, Nigel	2	2002,03
<b>Venables, Jake</b>	<b>2</b>	<b>2019,20</b>
<b>Venables, Tyler</b>	<b>1</b>	<b>2020</b>
* Veronee, Jack	3	1959,60,61
Vincent, Cortney	3	2005,06,07
Vinson, Blake	1	2018
* Vogel, R.T.	2	1896,97

## W

Player	VL	Year(s)
Wade, Chris	1	2007
* Wade, Connie	2	1966,67
Wade, D.A.	1	1952
* Wade, Don	3	1949,50,51
* Wade, Grady	1	1920
Wade, Michael	4	2007,08,09,10 <sup>cc</sup>
Wade, Mike	1	1981
Wade, Scott	1	2002
Wagner, Larry	1	1958
Waldrep, Joe	2	1964,65
Waldrep, Perry	1	1967
Walker, Duane	4	1984,85,86,87
Walker, Gregory	4	2000,01,02,03 <sup>cc</sup>
* Walker, Henry	2	1946,47
* Walker, John E.	3	1923,24,25
Walker, Landon	4	2008,09,10,11 <sup>cc</sup>
* Walker, Norman	4	1897,98,99 <sup>cc</sup> ,00 <sup>c</sup>
* Walker, R.H.	2	1909,10
Walker, Roy	2	2005,06
* Wall, J.E.	1	1926
* Wall, Pete	2	1953,55
Wallace, K'Von	4	2016,17,18,19 <sup>cc</sup>
Wallace, Nelson	4	1973,74,75,76
Walliser, Tristan	1	2019
Walls, Henry	3	1983,84,85
Walters, Henry	2	1970,71
Walters, Joey	3	1974,75,76 <sup>cc</sup>
Ward, Billy	3	1962,63,64
Ward, Diamond	3	1995,96,97
Ward, Jimmy	3	1950,51,52
Ware, Billy	3	1966,67,68
* Warr, Elza	2	1926,27
* Warren, George	2	1906,07
Washburn, Brady	2	1999,00

Washington, Donnell	3	2001,02,03
Washington, Jay	2	1972,73
Waters, Anthony	4	2003,04,05,06 <sup>cc</sup>
Waters, Charlie	3	1967,68,69
Watkins, Carlos	4	2012,14,15,16
Watkins, Nick	4	2004,05,06,07
Watkins, Sammy	3	2011,12,13
Watkins, T.J.	4	1998,99,00,01
Watson, Ben	2	1969,70
* Watson, Charles	2	1933,34
Watson, Deshaun	3	2014,15,16 <sup>cc</sup>
Watson, John	1	1985
Watson, Josh	4	2011,12,13,14
Watson, Matt	1	2002
Watson, Ronald	4	1981,82,83,84
Watson, Ronald	1	2009
Watson, Speedy	2	1994,95
Watson, Taylor	3	2012,13,14
Watts, Justin	5	1996,97,98,99,00
Watts, Waldo	2	1969,70
Weaver, Billy	2	1962,63
* Webb, Clare (Tanny)	4	1911,12,13,14
Webb, Gary	3	1976,77,78
* Webb, H.B.	1	1922
* Webb, Hugh	1	1940
Webb, Jack	2	1957,58
* Webb, Mike	1	1904
Webb, Travers	4	1973,75,76,77
Webster, Reid	4	2011,12,13,14
Weddington, Rick	2	1976,77
Weeks, Jimmy	3	1975,76,77
Weeks, Scott	1	1981
Welchel, Ken	2	1976,77
* Welch, Maxcey	1	1930
Welch, Nelson	4	1991,92,93,94
Wells, Jeff	4	1980,82,83,84
Wells, Jim	2	1976,77
Wells, Jimmy	3	1951,52,53
Wells, Joel	3	1954,55,56 <sup>cc</sup>
Werner, Chuck	3	1966,68,69
Wernitz, Eddie	3	1960,61,62
* Werts, Rufus	2	1931,32
* Wertz, J.B.	2	1922,23
Wessinger, Ron	1	1989
West, Calvin	3	1959,60,61 <sup>cc</sup>
West, Fernandez	2	1988,89
West, Ron	1	1978
Whetsell, Britton	2	2008
Whingter, Matt	1	2000
Whipple, Rod	1	2002
White, Clyde	3	1952,53,54 <sup>cc</sup>
White, Harvey	3	1957,58,59 <sup>cc</sup>
* White, J.D.	1	1896
White, Paul	1	2000
White, Raymond	4	1994,95,96,97 <sup>cc</sup>
White, Tore	2	2000,01
* White, W.P.	2	1908,09
Whitehurst, Charlie	4	2002,03,04,05 <sup>cc</sup>
* Whitley, Curtis	3	1988,90,91
Whitmire, Jim	4	1943,46,47,48
Whitten, Red	3	1952,53,54
* Wiehl, E.M.	1	1916
Wiggins, Don	2	1969,70
Wiggins, Korrin	3	2013,14,16
Wiggs, Milton	1	1945
Wiksell, Chris	1	2004
* Wild, Ormond	1	1953
* Wiles, Bill	3	1935,36,37
* Wilhite, F.T. (Rusty)	1	1921
Wilkins, Christian	4	2015,16,17 <sup>cc</sup> ,18 <sup>cc</sup>
Willard, Jonathan	4	2009,10,11,12
Williams, Anthony	2	2001,02
Williams, Bobby	3	1947,48,49
* Williams, Bratton	2	1923,24
Williams, Braxton	2	1982,83
Williams, Braxton K.	4	1998,99,00,01
Williams, Brett	4	1993,94,95,96
Williams, DeShawn	4	2011,12,13,14
<b>Williams, E.J.</b>	<b>1</b>	<b>2020</b>
Williams, Eric	1	1996
Williams, Garrett	3	2015,16,18
<b>Williams, Greg</b>	<b>1</b>	<b>2020</b>
* Williams, Jack	3	1920,21,22
Williams, Jalen	4	2015,16,17,18
Williams, Jerome	2	1986,89
Williams, Jerrold	2	2012,13
Williams, Jordan	3	2018,19,20
Williams, Keith	3	1983,84,85
Williams, Kwam	2	2005,06

Williams, LeAnthony	3	2018,19,20
* Williams, M.H.	2	1917,19
Williams, Mike	3	2013,14,16
* Williams, Pat	4	1985,86,87,88
Williams, Paul	1	1978
Williams, Perry	4	1983,84,85,86
Williams, Ray	4	1983,84,85,86
Williams, Rodney	4	1985,86,87,88 <sup>cc</sup>
Williams, Ronald	3	1990,91,92
Williams, Scott	4	1981,82,83,84
* Williams, Tommie	1	1904
Williams, Tommy	2	1953,54
Williams, Toney	3	1976,77,78
Williams, Undre	2	1994,95
Williamson, Bobby	4	2002,03,04,05
Williamson, Jimmy	3	1972,74,75 <sup>cc</sup>
* William, Gene	2	1932,33
* Willis, Albert	1	1950
* Willis, Don	3	1936,37,38
* Wilson, C.C. (Red)	4	1921,22,23,24
Wilson, Jim	1	1959
Wilson, Mac	3	1969,70,71
Wilson, Mond	4	1994,95,96,97
Wilson, Pierre	4	1990,91,92,93
Wilson, Ralph	1	1944
* Windham, E.E.	1	1907
* Windham, Kermit	1	1936
Wingo, Billy	4	1973,74,75,76
Winslow, Charles	4	1992,93,94,95
Wirth, Frank	3	1969,71,72 <sup>cc</sup>
Wise, Frank	4	1972,73,74,75
* Withers, George	3	1950,51,52
Witherspoon, Derrick	4	1990,91,92,93
Witherspoon, Terry	4	1997,98,99,00
* Witsell, F.L. (Fish)	3	1915,16,17 <sup>c</sup>
* Wofford, Brian	4	1996,97,98,99
Wood, Benji	1	1994
* Woodruff, Foggy	3	1928,29,30
* Woods, Charlie	3	1936,37,38 <sup>c</sup>
* Woods, Fotsie	2	1941,45
Woods, Joe	2	1995,96
* Woods, Smith	1	1903
* Woodward, Henry	3	1932,33,34 <sup>c</sup>
Woodward, Morgan	3	1999,00,01
* Woodward, H.M. (Jake)	3	1900,09,10
Woolford, Donnell	4	1985,86,87,88 <sup>cc</sup>
* Wray, A.F. (Bull)	2	1921,22
* Wray, Jack	2	1924,25
Wright, Charlie	3	1940,41,42 <sup>c</sup>
Wright, Corico	4	2009,10,11,12
Wright, John	2	2009,10
Wright, Tom	2	1940,41
* Wrightenberry, Earl	3	1950,51,52
Wurst, Jim	3	1980,81,82
Wyatt, Antwuan	3	1993,94,95
Wyatt, Charlie	2	1952,53
Wyatt, Rick	4	1976,77,78,79
* Wyndham, Wyndie	3	1948,49,50
Wynn, Stephon	3	1991,93,94
* Wyse, Fred	3	1935,36,37

## Y

Player	VL	Year(s)
* Yarborough, Mule	2	1929,30
* Yarborough, Al	3	1933,34,35
Yauger, Ray	3	1968,69,70 <sup>cc</sup>
Yeargin, Richard	3	2015,16,18
Yeomans, Ken	1	1980
Young, Eric	3	1977,78,79
Young, Kyle	4	1998,99,00,01
Young, Will	3	1993,94,95
Youngblood, Kevin	3	2000,02,03
Yow, Ken	1	1983

## Z

Player	VL	Year(s)
Zachery, Travis	3	1998,99,00
Zager, Emil	1	1958
<b>Zanders, Lannden</b>	<b>2</b>	<b>2019,20</b>
Zanders, Sam	2	1996,97
* Zeigler, F.M.	3	1920,21,22
Zeiler, David	1	1994
Zimmerman, Dawson	4	2008,09,10,11

\* - deceased; ° - captain; ° - alternate captain;  
 ° - co-captain; Note: **Bold** denotes returning letterman.



# HEAD COACHING RECORDS

#	Head Coach	Alma Mater	Years	Seasons	Games	Conf. Champ.	Top-25 Years	7 or less or OT	Conference	vs. Ranked
1	Walter Riggs	Auburn '93	1896-99	2	9	NA	NA	0-1	NA	NA
2	W.M. Williams	Auburn '96	1897	1	4	NA	NA	0-0	NA	NA
3	John Penton	Auburn '98	1898	1	4	NA	NA	0-0	NA	NA
4	John Heisman	Pennsylvania '92	1900-03	4	24	3	NA	2-3-2	11-1-2	NA
5	Shack Shealy	Clemson '00	1904	1	7	NA	NA	1-2-1	NA	NA
6	Eddie Cochems	Wisconsin '01	1905	1	6	NA	NA	0-1-1	NA	NA
7	Bob Williams <sup>8</sup>	Virginia '02	1906,09,13-15,26	6	46	1	NA	8-6-6	4-0	NA
8	Frank Shaughnessy	Notre Dame '05	1907	1	8	NA	NA	2-2	NA	NA
9	John Stone	Vanderbilt '08	1908	1	7	NA	NA	0-3	NA	NA
10	Frank Dobson	Peddie Institute	1910-12	3	24	NA	NA	0-2-1	NA	NA
11	Wayne Hart	Georgetown (Ky.) '12	1916	1	9	NA	NA	1-1	NA	NA
12	Edward Donahue	Washington and Lee '16	1917-20	4	36	NA	NA	4-4-3	NA	NA
13	E.J. Stewart	Case Western Reserve	1921,22	2	18	0	NA	1-0-2	1-5	NA
14	Bud Saunders	Missouri '11	1923-26	4	28	0	NA	5-5-1	1-9-1	NA
15	Josh Cody	Vanderbilt '17	1927-30	4	41	0	NA	9-2-1	12-9	NA
16	Jess Neely	Vanderbilt '23	1931-39	9	85	0	1	14-14-7	18-13-2	1-0
17	Frank Howard	Alabama '31	1940-69	30	295	8	6	49-45-12	*100-48-5	9-31-1
18	Hootie Ingram	Alabama '55	1970-72	3	33	0	0	4-3	8-10	1-6
19	Red Parker	Arkansas A&M '53	1973-76	4	44	0	0	9-8-2	10-11-1	0-5
20	Charley Pell	Alabama '61	1977,78	2	23	1	2	6-2-1	10-1-1	2-3
21	Danny Ford <sup>f</sup>	Alabama '70	1978-89	12	129	5	7	26-19-4	44-14-1	20-12-1
22	Ken Hatfield	Arkansas '65	1990-93	4	46	1	3	8-5-1	19-10-1	8-7
23	Tommy West <sup>w</sup>	Tennessee '76	1993-98	6	59	0	0	6-14	21-19	4-12
24	Tommy Bowden	West Virginia '77	1999-08	10	117	0	4	19-23	43-32	13-23
25	Dabo Swinney <sup>s</sup>	Alabama '93	2008-20	13	173	7	11	27-16	85-17	35-21
<b>Totals</b>				<b>125</b>	<b>1,275</b>	<b>26</b>	<b>34</b>	<b>201-181-45 (.523)</b>	<b>387-199-14 (.657)</b>	<b>93-120-2 (.437)</b>

#	Head Coach	Aug./Sept.	Oct.	Nov.	Dec./Jan.	Bowl	Home	Away	Neutral	Overall	Win %
1	Walter Riggs	0-0	2-2	4-1	0-0	NA	0-0	3-3	3-0	6-3	.667
2	W.M. Williams	0-0	1-2	1-0	0-0	NA	0-0	2-2	0-0	2-2	.500
3	John Penton	0-0	1-1	2-0	0-0	NA	1-0	1-1	1-0	3-1	.750
4	John Heisman	0-0	10-2-1	9-1-1	0-0	NA	4-0	11-2-1	4-1-1	19-3-2	.833
5	Shack Shealy	0-0	2-2	1-1-1	0-0	0-0	1-1	1-1-1	1-1	3-3-1	.500
6	Eddie Cochems	0-0	2-0-1	1-2	0-0	0-0	0-0-1	2-2	1-0	3-2-1	.583
7	Bob Williams <sup>8</sup>	2-0	9-9-5	10-10-1	0-0	0-0	6-2-2	12-12-3	3-5-1	21-19-6	.522
8	Frank Shaughnessy	1-0	2-1	1-3	0-0	0-0	2-2	1-1	1-1	4-4	.500
9	John Stone	1-0	0-3	0-3	0-0	0-0	1-1	0-3	0-2	1-6	.143
10	Frank Dobson	1-0	6-6	4-6-1	0-0	0-0	4-3	7-6	0-3-1	11-12-1	.479
11	Wayne Hart	1-0	1-3	1-3	0-0	0-0	2-1	1-1	0-4	3-6	.333
12	Edward Donahue	4-0	7-7-1	10-5-2	0-0	0-0	11-3-1	5-8-2	5-1	21-12-3	.625
13	E.J. Stewart	0-1	4-3-1	2-5-1	0-1	0-0	4-2	2-7-1	0-1-1	6-10-2	.389
14	Bud Saunders	2-2-1	4-8	4-7	0-0	0-0	7-6-1	3-9	0-2	10-17-1	.375
15	Josh Cody	6-0-1	16-1	7-9	0-1	0-0	13-0-1	9-8	7-3	29-11-1	.720
16	Jess Neely	10-4-2	15-18-3	17-13-2	1-0	1-0	16-3-2	20-27-4	7-5-1	43-35-7	.547
17	Frank Howard	34-18-4	54-57-4	72-39-4	5-4	3-3	81-30-2	72-81-8	12-7-2	165-118-12	.580
18	Hootie Ingram	3-5	6-8	3-8	0-0	0-0	7-9	3-12	2-0	12-21	.364
19	Red Parker	3-8-1	6-10-1	8-7	0-0	0-0	12-9-1	5-16-1	0-0	17-25-2	.409
20	Charley Pell	4-2	9-0	5-1-1	0-1	0-1	9-2	9-1-1	0-1	18-4-1	.804
21	Danny Ford <sup>f</sup>	26-11-2	36-8	28-8-2	6-2	6-2	53-12-3	36-15-1	7-2	96-29-4	.760
22	Ken Hatfield	10-4	11-5-1	9-3	2-1	1-1	22-3-1	8-9	2-1	32-13-1	.707
23	Tommy West <sup>w</sup>	9-11	9-10	12-4	1-3	1-3	18-13	12-12	1-3	31-28	.525
24	Tommy Bowden	29-14	21-15	18-11	4-5	3-5	45-17	23-22	4-6	72-45	.615
25	Dabo Swinney <sup>s</sup>	42-6	41-8	39-11	18-8	10-7	79-7	43-18	18-8	140-33	.809
<b>Totals</b>		<b>188-86-11 (.679)</b>	<b>275-189-18 (.589)</b>	<b>268-161-16 (.620)</b>	<b>37-26 (.587)</b>	<b>25-22 (.532)</b>	<b>398-126-15 (.752)</b>	<b>291-279-23 (.510)</b>	<b>79-57-7 (.577)</b>	<b>768-462-45</b>	<b>.620</b>

<sup>8</sup> - coached five games in 1926; <sup>f</sup> - coached one game in 1978; <sup>w</sup> - coached one game in 1993; <sup>s</sup> - coached seven games in 2008; \* - includes a 66-30-2 (.684) record in ACC games

# COACHING RECORDS

## WINS

Category	Season	Career
Overall	<b>15, Dabo Swinney (2018)</b>	165, Frank Howard (1940-69)
Home	7, many	81, Frank Howard (1940-69)
Away	5, many	72, Frank Howard (1940-69)
Away/Neutral	<b>8, Dabo Swinney (2016,18)</b>	84, Frank Howard (1940-69)
ACC*	<b>9, Dabo Swinney (2015,18-20)</b>	<b>92, Dabo Swinney (2008-20)</b>
Conference*	<b>9, Dabo Swinney (2015,18-20)</b>	100, Frank Howard (1940-69)
Bowl	<b>2, Dabo Swinney (2016,18)</b>	<b>10, Dabo Swinney (2008-20)</b>
Top 25 <sup>^</sup>	<b>6, Dabo Swinney (2017)</b>	<b>35, Dabo Swinney (2008-20)</b>
Top 10 <sup>^</sup>	3, Danny Ford (1981)	<b>18, Dabo Swinney (2008-20)</b>
	<b>3, Dabo Swinney (2015,16)</b>	
By 7 Points or Less	<b>7, Dabo Swinney (2016)</b>	49, Frank Howard (1940-69)

## WINNING PERCENTAGE

Category	Season	Career
Overall	100.0 (12-0), Danny Ford (1981)	83.3 (19-3-2), John Heisman (1900-03)
	<b>100.0 (15-0), Dabo Swinney (2018)</b>	
Home	100.0 (7-0), many	<b>91.9 (79-7), Dabo Swinney (2008-20)</b>
Away	100.0 (5-0), many	<b>70.5 (43-18), Dabo Swinney (2008-20)</b>
ACC*	<b>100.0 (9-0), Dabo Swinney (2015,18,19)</b>	<b>83.6 (92-18), Dabo Swinney (2008-20)</b>
Conference*	<b>100.0 (9-0), Dabo Swinney (2015,18,19)</b>	<b>83.6 (92-18), Dabo Swinney (2008-20)</b>
Bowl	<b>100.0 (2-0), Dabo Swinney (2016,18)</b>	75.0 (6-2), Danny Ford (1978-89)
Top-25	<b>100.0 (5-0), Dabo Swinney (2016)</b>	<b>62.5 (35-21), Dabo Swinney (2008-20)</b>
Top-10	100.0 (3-0), Danny Ford (1981)	<b>66.7 (18-9), Dabo Swinney (2008-20)</b>
	<b>100.0 (3-0), Dabo Swinney (2016)</b>	
By 7 Points or Less	<b>87.5 (7-1), Dabo Swinney (2016)</b>	<b>*62.8 (27-16), Dabo Swinney (2008-20)</b>

\* - includes ACC Championship Games; <sup>^</sup> - AP, coaches or CFP ranking; <sup>o</sup> - minimum 15 games

# FORMER HEAD COACHES

## WALTER RIGGS 1896,99

Walter Riggs could easily be called the father of Clemson Football. He coached the football program at Clemson, not only because he had football experience, but he was also one of only two people on the Clemson campus to have ever seen a football game when the sport started in 1896. (The other person was Frank Thompkins who played in the backfield on Clemson's first team in 1896).

On Sept. 30, 1896, a small crowd gathered in one of the barrack's rooms and the group discussed the feasibility of organizing a football association. A committee of three was appointed to consult Professor Riggs as to management of a football team and to ask his aid as coach.

When the Tigers traveled to Furman for their first game on Oct. 31, 1896, it was the first time that many of the players had ever seen a full-sized regulation football field.

Riggs stepped down as football coach after the first season because the players wanted him to devote all his time to being a professor in the engineering department.

Riggs could easily be called a loyal man, as he answered the need of the Clemson football team again in 1899. The Clemson Athletic Association was low on money and could not afford to hire a coach. Therefore, he again answered the call of the school and became head coach in 1899 for free.

Riggs originally came to Clemson from Auburn. He graduated with top honors in 1893 with a B.S. degree in electrical and mechanical engineering. At Auburn, he was captain and catcher of the baseball team as well as the manager and left end of the football team. He also served as class president and was the director of the Glee Club.

Upon his graduation at Auburn, he was assistant to the president of the college until 1896, then he made his trek to Clemson.

Riggs later became president of Clemson on March 7, 1911 and in 1915, a new football stadium with other athletic facilities was named in his honor as Riggs Field. It is currently the home of the Tiger soccer team. In two years of coaching, Riggs guided the Tigers to a career record of 6-3.

## W.M. WILLIAMS 1897

Clemson's second coach, W.M. Williams, was a native of West Point, Ga. He played at Auburn on the teams of 1894, 1895 and 1896, under the coaching of John Heisman. He was considered the best blocking halfback in the south. Williams led Clemson to the state championship and to a 2-2 season. During his time as coach, Clemson played two games in three days. Clemson was victorious over the Charlotte Y on October 23, but lost to North Carolina 28-0 on October 25.

## JOHN PENTON 1898

The Tigers' third coach, J.A. Penton of Alabama, was captain and starting guard on the University of Virginia teams of

1893, 1894 and 1895. He was captain of the '95 Virginia team that beat North Carolina to win the Championship of the South. Penton also played fullback at Auburn in '97 under John Heisman's coaching. Under Penton, Clemson won 55-0 over Bingham in its first home game, as W.C. Forsythe kicked every point after touchdown (11). In his only season at Clemson, Penton guided Clemson to a 3-1 record and the state title.

## JOHN HEISMAN 1900-03

One of the most famous football coaches in the nation, John Heisman, coached at Clemson from 1900-03. He turned Clemson from virtually an unknown college to a southern powerhouse at the turn of the century. Heisman attended Brown University, taking the two-year law course offered at that time, and was a center on the football team. During the fall of 1889, he transferred to Pennsylvania. He lettered in football at both schools and graduated from Pennsylvania in 1893.

In the spring of 1894, Walter Riggs was a graduate manager for the football team at Auburn. It fell on his shoulders to find a coach for the season of 1895. Riggs wrote to Carl Williams, the Pennsylvania captain of 1894, asking him to suggest a suitable coach. He replied recommending J.W. Heisman, an ex-Pennsylvania player, and his coach at Oberlin.

After several weeks, Riggs finally found Heisman in Texas, where he was raising tomatoes. Having sunk all of his capital into the tomato venture, he was glad to return to his old love. He readily went to coach at Auburn for \$500 a year.

His coaching career began at Oberlin in 1892 and lasted 36 years. It included positions at Akron, Auburn, Clemson, Georgia Tech, Pennsylvania, Washington & Jefferson and Rice. He had an overall career record of 185-70-17.

John Heisman invented the hidden ball trick, the handoff, the double lateral and the "flea flicker." He pioneered the forward pass, arguing that it would scatter the mob. Heisman also originated the center snap and the word hike (previously the center used to roll the ball on the ground to the quarterback).

Heisman guided Clemson to conference titles in 1900 and 1902, and he led the Tigers to their first "bowl game" in 1903, when Clemson and Cumberland met on November 26 for the "Championship of the South." Cumberland, who had earlier defeated Auburn, Alabama and Vanderbilt, was considered to be champion of the southern states of Louisiana, Mississippi, Alabama, Tennessee and Kentucky. The game was played on a neutral site, Montgomery, Ala. Cumberland and Clemson fought to an 11-11 tie. After the news got back to Clemson that the game was a tie, the students and the local townspeople built a bonfire and paraded around the campus.

Overall, Heisman took Clemson to a 19-3-2 record in his four seasons. His 83.3 winning percentage is still the best in Clemson history. He was also the Clemson baseball coach from 1901-1903.

## SHACK SHEALY 1904

Shack Shealy holds the distinction of being the only Tiger to have coached his alma mater. He lettered at Clemson from 1896-99 and later played two years at Iowa State. Shealy was a four-year starter playing right guard, end and in his senior year, he played in the backfield. He only coached Clemson one year (1904) and led the Tigers to a 3-3-1 record, including wins over Alabama, Georgia and Tennessee.

## EDDIE COCHEMS 1905

Ed Cochems lettered at Wisconsin in 1899, 1900 and 1901. He was described as a great halfback or end on the strong Wisconsin teams at the turn of the century, including the 1901 undefeated team. In his playing career, he had a 100-yard kickoff return in a 35-0 win over Chicago in 1901, and had four touchdowns against Notre Dame in 1900. After his playing days, he immediately went into coaching. He was the head coach of North Dakota in 1902 and 1903 and served briefly as an assistant with former teammate, Art Curtis at Wisconsin in 1904.

Cochems led Clemson to a 3-2-1 record overall, including wins over Georgia and Auburn. After his Clemson career, he was head coach and athletic director at St. Louis in 1906. After the forward pass was legalized in 1906, Cochems did something with the pass at once in his first year at St. Louis, while other coaches stuck with the running game. He taught his players not to throw the ball end-over-end, but instead like a projectile - a spiral. He called this new weapon a projectile pass.

Historians credit Cochems as being the first coach to use and perfect the first legal pass in a game. The first studied refinements in throwing the ball, which led to the spiral, occurred in 1906 under Cochems. Brad Robinson of St. Louis threw the first forward pass to Jack Schneider on Sept. 5, 1906 in Waukensha against Carroll.

## BOB WILLIAMS 1906,09,13-15,26

Bob Williams is one of the few coaches in the nation to have coached football at two rivals. Williams coached football at both Clemson and South Carolina. Before coming to Clemson, he coached at Davidson in 1905. He coached at South Carolina for two years and guided the Gamecocks to a 6-1 record in 1902 and an 8-2 slate in 1903.

In his career at South Carolina, he administered the most unexpected defeat of Clemson, as he beat a heavily favored Heisman team, 12-6 in 1902.

He served the Tigers as head coach a total of four terms (1906,09,13-15,26). Between 1915-26, Williams practiced law in Roanoke, Va. and was the city's mayor.

One of the highlights of his career included leading the 1906 team to an unbeaten season (4-0-3), which included wins over Georgia, Auburn, Tennessee and a Heisman-coached Georgia Tech squad.

## FRANK SHAUGHNESSY 1907

Frank Shaughnessy was known for his ability as a sports administrator. He served many positions, from a pro hockey coach to the International Baseball League Commissioner. A graduate in pharmacy at Notre Dame, he was captain of the baseball and football teams during his senior season. After his graduation in 1905, he coached baseball at Notre Dame. The summer before coming to Clemson, he played for Ottawa of the Eastern League. That summer, he played left field and ended the season with a .352 batting average. He played nine MLB games in 1905 and 1908 with Washington and the Philadelphia Athletics.

At Clemson, he coached the baseball teams during 1907 and 1908, and he was head football mentor in 1907, where he posted a 4-4 record.

Shaughnessy made his name in baseball, but he took part in many other sports. Besides being a sports legend at Notre Dame, he managed the NHL's Ottawa Senators to the 1915 Stanley Cup Finals and coached football teams at Clemson, Washington and Lee and McGill. He retired as the president of the International Baseball league in 1960.

In a game against Kansas, Shaughnessy ran 107 yards for the only Irish score, as Kansas won the game 24-5. Football fields were 110 yards back then and touchdowns were five points. This is still a Notre Dame record. He passed away in 1969.

## JOHN STONE 1908

John Stone is one of three coaches who graduated from Vanderbilt and later became head football coach at Clemson. While at Vanderbilt, he was a member of the All-Southern Football team for four years. He was a big man for his time, standing 6'2". Clemson was 1-6 in 1908, but the Tigers lost many of their star players and substitutes from 1907 due to a college prank that saw 306 students expelled.

## FRANK DOBSON 1910-12

Frank Dobson was a pro baseball player before coming to Clemson, as he was the property of the Pittsburgh Nationals. Walter Riggs, President of the Clemson Athletic Association, thought it was unfair to keep shuffling coaches year after year. He offered Dobson a three-year contract, which was the first contract offered and signed by a Clemson coach.

At Clemson, he coached football, basketball and baseball. He was Clemson's first basketball coach, leading it to its only undefeated season (4-0) in history in the inaugural season (1911-12). In 1912-13, Clemson had a 9-5 record. He was head baseball coach from 1911-13.

## WAYNE HART 1916

Wayne Hart served as head coach at Clemson in 1916 and coached the Tigers to a 3-6 record. Under Hart, the Tigers defeated Furman and South Carolina. He played three seasons at tackle for



# FORMER HEAD COACHES

Georgetown. Hart also played one season at George Washington. He was a member of the All-South Atlantic team on four occasions. Hart also served as an assistant coach at Georgetown.

In 1913, Hart coached the Washington Vigilants, a professional football team, and did not lose a single contest. During his last two seasons prior to his arrival to Clemson, he coached various sports at Technical High School in Washington, D.C.

## EDWARD DONAHUE 1917-20

Edward Donahue had to be one of the most organized men in the country. During the 1918-19 academic year, Donahue was the head coach of four Clemson sports... football, basketball, baseball and track. During his four-year career, he served as basketball and baseball coach for two years and head track coach for one season.

He was an outstanding athlete at Washington and Lee, where he played in the backfield on the football team and played catcher on the baseball diamond. Upon graduation, he was an assistant in football and was the head baseball and basketball coach.

## E.J. STEWART 1921,22

E.J. Stewart was head football coach for two years at Clemson, 1921-22. However, he coached more than one sport during his stay at Tigertown. In the spring of 1921, Stewart coached the baseball and track teams while conducting spring football practice. During the fall, Stewart's football team had a 1-6-2 record, but he improved to a 5-4 slate in 1922. He went on to coach the track teams in 1922 and 1923.

Stewart was a standout athlete in football, baseball, basketball and track at Case Western Reserve University in Cleveland, Ohio. Upon his graduation, Stewart played, organized and served as head coach of the Massillon (Ohio) Professional football team.

Stewart also coached at Nebraska and Texas. At Nebraska, he led the Cornhuskers to a combined record of 11-4 in 1916 and 1917. The Cornhuskers also captured the Missouri Valley Conference title during both seasons. After leaving Nebraska, he entered the automobile business as President and Treasurer of the Stewart Motor Co. Due to the economic conditions at the time, he decided to go back into coaching.

## BUD SAUNDERS 1923-26

Bud Saunders graduated from Missouri in 1911 with a bachelor's degree in Law. At Missouri, he played both football and basketball. Saunders wanted to play two other sports, but a conference rule forbid a student-athlete from participating in more than two sports.

Saunders served as football coach at Knox College before arriving at Clemson. In football, Saunders coached for four seasons from 1923-26. He also coached the basketball teams in 1924 and 1925. Saunders' best season in football came

during the 1923 campaign, as he led the Tigers to a 5-2-1 record.

## JOSH CODY 1927-30

Josh Cody, fondly known as "big man," will always be a favorite to Clemson fans. Cody, a big man in stature at 6-2, 220 pounds, led Clemson to victories over South Carolina for four straight years. He is the only coach in Clemson history who has been around more than two seasons who never lost a football game to South Carolina. He also defeated Furman three straight years. Cody had a 13-0-1 record in home games and posted a 72 percent winning mark overall, the fourth-best mark in Clemson history.

After a 5-3-1 start in the 1927 season, Cody guided the Tigers to back-to-back 8-3 seasons in 1928 and 1929. On May 6, 1929, to show appreciation, Cody was given a new Buick by the alumni, student body and faculty.

In his final season (1930), the Tigers finished with a record of 8-2. Cody also coached basketball at Clemson for five seasons and guided Clemson to a 16-9 slate in 1930. During the 1928-30 seasons, he guided Clemson to a 22-4 mark at home. Cody went on to coach Temple's men basketball team from 1942-52. He took the Owls to their first NCAA Tournament in 1944.

## JESS NEELY 1931-39

Clemson played in its first bowl game under Jess Neely in the 1940 Cotton Bowl. The Tigers, unknown at the time, became a household word after defeating heavily-favored Boston College 6-3 in the Cotton Bowl. It was the Tigers' first victory over a top-20 ranked team in school history. Clemson had a 43-35-7 record during Neely's tenure.

Neely came to Clemson in 1931 and his recruitment of Banks McFadden took Clemson to another level. In 1938, Neely coached Clemson to a second-place finish in the Southern Conference with a 7-1-1 record.

In 1939, Banks McFadden became Clemson's second All-American, and the team concluded the season with a trip to Dallas for the Cotton Bowl. Neely left Clemson in January 1940 and moved on to Rice, where he took that school to new heights. Neely is a member of the College Football Hall of Fame. Neely's landmark accomplishments in the 1930s at Clemson contributed significantly to Clemson's outstanding football tradition.

## FRANK HOWARD 1940-69

Frank Howard succeeded Jess Neely in 1940 when Neely moved on to Rice. He got the job when he seconded his own nomination during a meeting of the president and athletic council. He signed a one-year contract, then lost the document and never had another in his 30 years as head coach.

He graduated from Alabama in 1931, where he was a star lineman. He played in the 1930 Rose Bowl, then started his

coaching career under Neely at Clemson in 1931, and was a part of a rebirth of Tiger football in the late 1930s. He was an assistant on the 1939 team that posted a 9-1 mark and beat Boston College 6-3 in the Tigers' first bowl game.

In 1940, he began his head coaching career with a bang as he won the Southern Conference title, the first of eight conference titles Howard won in his coaching career, still a Tiger coaching record.

Howard had his most successful season in 1948 when he took Clemson to an 11-0 record, the Tigers' first perfect season since 1900. The campaign included a Southern Conference championship, a Gator Bowl win over Missouri and a No. 11 final ranking. He nearly duplicated the feat in 1950 when he guided Clemson to a No. 10 AP final ranking, a 9-0-1 finish and a 15-14 win over Miami (Fla.) in the Orange Bowl.

When he retired in 1969, Howard was the fifth-winningest coach in the nation with 165 victories, quite an accomplishment considering only 38 percent of his games were at home. He had 96 wins as an ACC coach, now fourth in conference history, and he captured six (five outright and one co-championship) ACC titles, a record Bobby Bowden broke in 1998. Howard's teams appeared in six bowl games, 63 of his players were drafted by the NFL, and 37 played in the league.

Howard, a native of Barlow Bend, Ala., had six top-20 seasons, won eight conference titles (two Southern, six ACC), won 100 conference games and was a two-time ACC Coach-of-the-Year. He coached 25 academic All-ACC selections and five Academic All-Americans. Eleven of his players were chosen on-the-field All-Americans. Howard was inducted into the College Football Hall of Fame in 1989 and he was inducted into the Clemson Ring of Honor in 1994.

## HOOTIE INGRAM 1970-72

Hootie Ingram will be best remembered as the coach who made the Tiger Paw famous. Before his first year as head coach in 1970, Clemson introduced the Tiger Paw as the official logo of Clemson University's Athletic teams.

Ingram graduated from Alabama in 1955. He also received his master's degree in school administration from Alabama and later became Crimson Tide athletic director. The native of Tuscaloosa, Ala., was an All-SEC defensive back for the Crimson Tide as a senior. He had his best season (5-6) at Clemson in 1971. He also finished second in the ACC standings with a 4-2 league mark in 1971. He was later inducted into the Orange Bowl Hall of Fame.

## RED PARKER 1973-76

Red Parker spent four years at Clemson as head coach. His 1974 squad lived up to the theme "Excitement Galore, Clemson Football '74" and had a 7-4 record, with victories over Georgia, Georgia Tech and South Carolina. Before arriving in Tiger-town, Parker spent seven years (1966-72)

as head coach at The Citadel. He guided the Bulldogs to a 8-3 record during in the 1971 campaign.

Parker earned a bachelor's degree in physical education from Arkansas A&M in 1953. He earned three letters each in football, basketball and track, as a running back-defensive back, second-baseman/shortstop and sprinter. He later served as head coach at Harmony Grove High School in Arkansas. He died Jan. 4, 2016.

## CHARLEY PELL 1977,78

Charley Pell, who was Clemson's head coach in 1977,78 authored college football's Cinderella story in 1977. The Albertville, Ala. product took a team that was 3-6-2 in 1976, and led the 1977 Tigers to an 8-2-1 regular-season mark and a berth in the Gator Bowl. It was Clemson's first final top-20 season since 1959. He coached Clemson to a 10-1 regular season in the 1978 season before he left to become head coach at Florida. Clemson's 1978 team beat Ohio State in the Gator Bowl and finished ranked No. 6 in the AP poll in his second year as Clemson's head coach.

He was a near unanimous choice as ACC Coach-of-the-Year in 1977 and 1978, the first coach, regardless of sport, to win ACC Coach-of-the-Year honors in each of his first two years. A two-way starter and three-year letterwinner at Alabama, Pell was on its 1961 National Championship team.

He came to Clemson in 1976 and served as assistant head coach and defensive coordinator. Pell passed away in June 2001 after battling cancer.

## DANNY FORD 1978-89

Danny Ford had an auspicious beginning to his head coaching career. He gained a 17-15 win over Ohio State in the 1978 Gator Bowl. The 30-year-old coach, the youngest in Division I at the time, also defeated a college football legend in a contest that put Clemson on the national map, as he defeated Woody Hayes in the latter's last game. He had taken over the coaching reigns on Dec. 10, 1978 when Charley Pell resigned to become head coach at Florida.

Ford kept things going in 1979 with wins over Georgia and Notre Dame and another trip to a bowl (Peach). In 1981, he helped Clemson reach the summit of college football by winning the national title. His Tigers downed three top-10 teams during the course of the 12-0 season that concluded with a 22-15 win over Nebraska in the Orange Bowl. Ford was named National Coach-of-the-Year.

The wins continued in 1982 and 1983, as Clemson had consecutive 9-1-1 years. Clemson finished in the top 12 in both years, and had a 30-2-2 record over a three-year period, best in the nation.

Clemson won three straight ACC titles under his guidance between 1986-88. In 1989, Clemson registered a 10-2 season and top 12 national ranking, the fourth straight season Clemson finished in the final AP top 20. He closed his career with

# FORMER HEAD COACHES

a 27-7 win over West Virginia in the Gator Bowl, his sixth bowl win in eight tries and his fourth in succession.

Ford was the third winningest active coach in the nation on a percentage basis at the end of the 1989 season. He finished with a 96-29-4 career ledger at Clemson and remains one of only four coaches in ACC history with better than a 75 percent winning mark (minimum of four years). Ford finished his Tiger career with a 76-percent winning percentage and five ACC championships.

The 1969 Alabama graduate is still the youngest coach to win the national title, as he was just 33-years-old when the Tigers shocked the college football world in 1981. He coached 71 first-team All ACC selections and 26 All-Americans. Forty-two of his former Tigers were drafted by the NFL, and he earned 18 wins over AP top-20 teams during his career. Additionally, 11 of his former players won Super Bowl championship rings. At one stretch, his teams were ranked in the AP top 20 for 41 straight polls, a Tiger record. He had a 31-13-1 record against 15 coaches who are now in the Hall of Fame.

Ford is a member of the Clemson Hall of Fame, the state of South Carolina Hall of Fame and the Orange Bowl Hall of Fame.

Ford was an All-SEC pick and All-SEC Academic choice at Alabama. He attended Alabama initially on a basketball/football scholarship, but he only played football after his freshman season. Ford played in three bowl games for the Crimson Tide. He later served as head coach at Arkansas

from 1994-97. Ford was inducted into the Clemson Ring of Honor on Aug. 31, 2013 and was inducted into the College Football Hall of Fame in December 2017.

## KEN HATFIELD 1990-93

Ken Hatfield led the Tigers to a 32-13-1 record during his four-year tenure, led the squad to three bowl appearances and an ACC championship. With a victory over Illinois in the 1991 Hall of Fame Bowl, Hatfield became the first Clemson coach to win 10 games in his first year and his .833 winning percentage was the best for a first-year Clemson coach since 1900, when John Heisman was 6-0. That season included six victories over teams with winning records, more than any other team that year with the exception of National Champion Georgia Tech.

Hatfield was also just the eighth coach in the previous 13 years to take a team to a top-10 AP final ranking in his first year with the program, as the Tigers finished the year No. 9 in the AP poll. The Helena, Ark. native would also lead the 1991 and 1993 Tiger teams to top 25-rankings. Clemson became the third school that Hatfield coached to a top-20 ranking, as his 1983 Air Force team ranked No. 15 and he led four Arkansas teams to top-20 rankings. He became the sixth coach in NCAA history to accomplish that feat.

Hatfield played for three years at Arkansas (1962-64) and was a starter on the 1964 National Championship team. The defensive back earned his fame as the

nation's top punt returner in 1963 and 1964. He was the first player to finish in the top two in the nation in punt returns three straight years, as he finished second in 1962. He retired as Rice's head coach in 2005 with 168 career wins. He is now retired and living in Arkansas.

## TOMMY WEST 1993-98

Tommy West's five-year resumé as Clemson head coach included four bowl appearances, 12 road victories, 86 school records and unparalleled academic excellence. West took Clemson to three straight bowl games between the 1995 and 1997 seasons, just the second Clemson coach in history to take the Tigers to bowl games in three straight seasons.

Academically, 61 Tigers made the ACC Academic Honor Roll in his last four years, twice as many as the best previous four-year total in school history.

West took over as head coach on Nov. 29, 1993 and less than a month later had a bowl victory. The former Tennessee tight end succeeded Ken Hatfield, who left four days after a victory over South Carolina to end the 1993 season.

It was West's second tour of duty with Clemson. He had been a linebackers coach under Danny Ford between 1982-89. Clemson was 69-20-4 and had six AP top 20 finishes in that eight-year era.

West coached the Tigers in the 1993 Peach Bowl, a thrilling 14-13 win over Kentucky. He became the first coach in college history to win a bowl game in his first game without having coached the team in any capacity earlier in the year.

West's best season was 1995, as Clemson finished the regular season with five straight victories by 17 points or more and was invited to the Gator Bowl. Clemson was ranked in the top 25 of every poll at the end of the 1995 regular season. That Clemson team also finished fourth in the nation in rushing offense.

West recruited some of the top players in Tiger history. The school was in the top 10 in the nation in NFL draftees during the 1998 and 1999 selection process, and all 11 players were recruited by West. The list included three first-round defensive picks (Trevor Pryce, Anthony Simmons, Antwan Edwards). Clemson was the only school in the nation to have six defensive players drafted in 1999 and the only school to have a first-round defensive pick in 1997, 1998 and 1999.

The native of Gainesville, Ga. finished his career with a 31-28 record and had four wins over top-25 teams. He was the head coach at Memphis from 2001-09 and he led the Tigers to a nine-win season and the program's first bowl appearance in 32 years in 2003. He took Memphis to five bowls overall, and overall he coached in nine bowl games as a head coach. West was the defensive coordinator at Southern Mississippi in 2012 and is now an assistant coach at Middle Tennessee.

## TOMMY BOWDEN 1999-08

Tommy Bowden was a consistent winner over his nine-and-a-half years as

Clemson's head coach. From 1999-08, he never had a losing season, and that included a streak of eight consecutive winning seasons from 2000-07. During those seasons, only four other Division I coaches had a winning season in all eight of those years with the same program.

Bowden was a two-time ACC Coach-of-the-Year, joining Frank Howard, Charley Pell, Danny Ford and Dabo Swinney with that distinction. He first won the honor in 1999, his first year when he took over a team that had been 3-8 the previous season, to a 6-6 season against a top-10 schedule according to the Sagarin ratings. Clemson played three undefeated teams during the regular season (Marshall, Virginia Tech, Florida State).

His first year included a nationally-televised game against Florida State that featured the first-ever Division I coaching matchup of father and son. Bobby Bowden's Seminoles won that game by a score of 17-14, Florida State's closest game in an undefeated National Championship season. The game attracted over 85,000 fans and the largest media contingent in the history of Memorial Stadium. There were nine Bowden Bowls overall, with Bobby winning five, but Tommy won four of the last five contests.


Bowden took Clemson to an 8-0 start and a No. 3 national ranking in 2000 before finishing with a 9-2 regular-season record and a No. 14 final ranking. The regular season concluded with a 16-14 victory over a top-25 South Carolina team. A 50-yard pass from Woodrow Dantzler to Rod Gardner is regarded as one of the most-exciting plays in Clemson history. The following year, Dantzler went on to become the first quarterback in Division I history to reach 2,000 passing yards and 1,000 rushing yards in a single season.

Bowden also won ACC Coach-of-the-Year honors in 2003 when he led the Tigers to a 9-4 record. That season, the Tigers won their last four games, including a 26-10 win over No. 3 Florida State. Clemson defeated South Carolina 63-17 in the regular-season finale and completed the season with a 27-14 win over No. 6 Tennessee in the Peach Bowl. Clemson finished the year in the top 25 of both polls as well.

Bowden finished with a 7-2 record against the Gamecocks. The 77.8 winning percentage is the best in school history among Tiger coaches who served the program at least five seasons. All seven of his victories were over Hall of Fame Head Coaches Lou Holtz and Steve Spurrier.

After a 3-3 start to the 2008 season, Bowden resigned on October 13, four days after a 12-7 loss at Wake Forest. He had a 72-45 record (.615) at Clemson for those nine-and-a-half seasons. Bowden never had a losing season, overall or in the ACC, during his nine complete seasons. He led the Tigers to eight bowl games.

Bowden now resides in Florida.



DANNY FORD  
LED CLEMSON  
TO FIVE ACC  
TITLES.



# ASSISTANT COACHES

**ADAMS, DWIGHT** (Henderson State '58) - Linebackers 1973-75; Defensive Ends 1976-78

**AGNEW, F.H.** - 1918

**AKE, WALLY** (William & Mary '72) - Inside Linebackers 1990-93

**ALDRIDGE, MILES** (Gardner-Webb '71) - Linebackers 1985-89; Defensive Coordinator/Defensive Backs 1993,94; Outside LB/Co-Coordinator, 1995

**ALLISON, RODNEY** (Texas Tech '78) - Defensive Ends 1999-02

**ANDERSON, WILLIE** (Clemson '75) - Head J.V. 1977-79; Tight Ends 1979; Defensive Ends 1980-81; Defensive Linemen 1982

**ANDREWS, MICKY** (Alabama '65) - Coordinator/Def. Backs 1977,78; Defensive Backs 1979,80

**BAKER, ART** (Presbyterian '53) - Freshmen 1965; Offensive Backs 1966-69

**BANKS, B.C. (STUMPY)** (Clemson '18) - Backs 1920,21

**BARFIELD, DOUG** (Southern Mississippi '57) - Offensive Backs 1970,71

**BASS, TOM** (Maryville '60) - Freshmen 1967-69; Defensive Linemen 1970-72; Defensive Ends 1973-75; Offensive Backs 1976; Administrative Assistant 1977-79

**BATES, TODD** (Alabama '05) - Defensive Linemen 2017; Defensive Tackles 2018,19, Recruiting Coordinator/Defensive Tackles 2020

**BECKISH, LARRY** (Wichita State '63) - Offensive Ends 1968-70; Freshmen 1972; Offensive Ends 1973-76

**BECKMAN, LARRY** (Florida '66) - Offensive Linemen 1990-92

**BIBEE, DAVID** (Tennessee '75) - Outside Linebackers 1997; Defensive Backs 1998

**BISACCIA, RICH** (Yankton '83) - Running Backs 1993-98

**BLACKWELL, DAVID** (East Carolina '97) - Linebackers/Recruiting Coordinator 2003-06; Linebackers 2007,08

**BOLT, WAYNE** (East Carolina '79) - Tight Ends 1986-89

**BOWMAN, R.V.T.** - Assistant 1896-98

**BRINSON, LARRY** (Florida '83) - Running Backs 1990-1993

**BROOKS, DAN** (Western Carolina '76) - Defensive Tackles 2009,10; Associate Head Coach/Defensive Tackles 2011-16

**BUGAR, MIKE** (Florida State '67) - Defensive Linemen 1977-79

**BURNS, BURTON** (Nebraska '76) - Running Backs 1999-06

**BURSON, JOE** (Georgia '66) - Freshmen 1970; Defensive Ends 1971,72; Defensive Backs 1973-76

**BUSTLE, RICKY** (Clemson '77) - Defensive Backs 1979

**CALDWELL, ROBBIE** (Furman '77) - Offensive Linemen 2011-20

**CARLTON, BOBBY** (Newberry '67) - Freshmen 1975

**CARSON, JULES** (Clemson '14) - Freshmen 1915, 1927-30

**CARTER, RONNIE** (Arkansas A&M '67) - Freshmen 1973,74; Offensive Linemen 1975

**CHRISTENSEN, CLYDE** (North Carolina '79) - Co-Offensive Coordinator/Quarterbacks 1993-95

**COHEN, RUSS** (Vanderbilt '17) - Defensive Back 1947-54

**CONE, FRED** (Clemson '51) - Recruiting Coordinator 1961-72

**CONN, MICKY** (Alabama '95) - Safeties 2017-20

**CONOVER, LARRY** - Linemen 1920

**COX, CARY** (Clemson '49) - Freshmen 1949

**COX, WALTER** (Clemson '39) - Offensive Linemen 1940,43,44,46-50

**CRAIG, JOHNSON** - Freshmen 1933

**CROWE, JACK** (UAB '70) - Quarterbacks 1986-88

**D'ANDREA, BILL** (Indiana State '72) - Graduate Assistant 1983; Offensive Linemen 1986-89

**DAVIS, JOE** (Southwestern) - Ends 1931-39

**DENNING, DON** (Presbyterian '60) - Recruiting Coordinator 1981; Defensive Backs 1982-85

**DICKERSON, RON** (Kansas State '71) - Defensive Coordinator 1991,92

**DILLARD, BILL** (Clemson) - Freshmen 1937,38

**EARLE, JAMES** (Clemson '89) - Tight Ends 1993,94

**ELLIOTT, TONY** (Clemson '02) - Running Backs 2011-14, Co-Offensive Coordinator/Running Backs 2015-19, Offensive Coordinator/Running Backs 2020

**EMORY, ED** (East Carolina '60) - Freshmen 1973; Offensive Backs 1974,75; Offensive Linemen 1976

**ENSMINGER, STEVE** (LSU '79) - Offensive Coordinator/QBs 1997,98

**FORD, DANNY** (Alabama '70) - Assistant Head Coach/Offensive Linemen 1977,78

**FOX, LAWRENCE** - 1919,20

**FRAZIER, R.A.** - 1908

**FRITTS, GEORGE** (Clemson '42) - Linemen 1943

**GANDY, A.P.** - Freshmen 1914

**GANTT, JOHN W.** (Clemson) - Backs 1903-07

**GEE, J. B.** (Clemson '07) - Linemen 1927

**GETTYS, E.F.** (Clemson '22) - Linemen 1922

**GILLIAM, TINK** - Freshmen 1925,26

**GOODALE, B.E.** (Big Ben) (Clemson) - Freshmen 1922,25,29

**GOODMAN, JIM** (Florida '74) - Recruiting Coordinator 1991-1993

**GRACE, RONNIE** (Clemson '62) - Freshmen 1968,69; Defensive Linemen 1970

**GRISHAM, TYLER** (Clemson '09) - Wide Receivers 2020

**GUYON, JOE** (Carlisle Institute) - Linemen 1928,29

**HALEY, BRICK** (Alabama A&M '89) - Outside Linebackers 1998

**HALL, LEMANSKI** (Alabama '08) - Defensive Ends 2018-20

**HALLMAN, CURLEY** (Texas A&M '69) - Linebackers 1979,80; Defensive Backs 1981

**HAMILTON, S.S.** - 1922

**HARRISON, CHARLIE** (Gardner-Webb '82) - Defensive Backs 1995-97,08; Co-Defensive Coordinator/Defensive Backs 2009-12

**HARPER, SMOKEY** - 1927

**HARPER, TOM** (Kentucky '53) - Assistant Head Coach, Defensive Linemen 1981-88

**HARVEY, B.C.** (Clemson '28) - Linemen 1928

**HEFFNER, PETE** - Backs 1930-32

**HERRIN, LES** (Western Carolina '71) - Linebackers 1981-84, Defensive Linemen 1989-1993; Assistant Head Coach/Defensive Linemen 1993,94,96-98, Assistant Head Coach/Tight Ends/Tackles 1995

**HERRING, REGGIE** (Florida State '81) - Inside Linebackers 1993-01, Defensive Coordinator 1997-01

**HINES, JACK** (West Virginia '71) - Defensive Backs 1999-01; Linebackers 2002; Whips/Rovers 2003; Tight Ends 2004,05

**HINSHAW, ROGER** (App State '72) - Outside Linebackers, 1990-1993

**HINSON, RANDY** (Clemson '36) - Freshmen 1939,40; 1946-48

**HOAGLAND, EARL** (Purdue) - Offensive Backs 1935,36

**HOBBY, MARION** (Tennessee '95) - Defensive Linemen 2005; Defensive Ends 2011; Co-Defensive Coordinator/Defensive Ends 2012-16

**HOLLAND, JIM** (App State '71) - Freshmen 1975

**HOLLAND, JOE** (Clemson '07) - Backs 1909

**HOLLAND, LAWSON** (Clemson '75) - Receivers 1979-85

**HOWARD, FRANK** (Alabama '31) - Linemen 1931-39

**JOHNSON, BOBBY** (Clemson '73) - Defensive Coordinator/Defensive Backs 1993.

**JOHNSON, ELLIS** (The Citadel '75) - Outside Linebackers 1993-96; Defensive Linemen 1995; Co-Defensive Coordinator 1995; Defensive Coordinator 1996

**JONES, BOB** (Clemson '30) - Freshmen 1931-39; Offensive Ends/Defensive Ends 1940-65; Defensive Ends 1965-69

**JORDAN, WHITEY** (Clemson '59) - Freshmen 1959-64; Offensive Ends 1965-67; Offensive Coordinator 1968,69,93; Offensive Linemen 1970; Offensive Ends 1971,72

**KINES, JOE** (Jacksonville State '66) - Linebackers 1977,78

**KING, BUDDY** (Clemson '73) - Offensive Linemen 1976-82

**KIRK, JERRY** (East Tennessee State '63) - Defensive Linemen 1977

**KOENNING, VIC** (Kansas State '83) - Defensive Coordinator/Defensive Backs 2005-08

**LAYCOCK, JIMMYE** (William & Mary '70) - Offensive Coordinator/Offensive Backs 1977-79

**LATINA, JOHN** (Virginia Tech '79) - Offensive Linemen 1993-98

**LONG, BOBBY** (Clemson '69) - Recruiting Coordinator 1968-70

**LOVETT, JOHN** (C.W. Post '73) - Defensive Coordinator/Defensive Backs 2002-04

**MacINTYRE, GEORGE** (Miami (Fla.) '61) - Defensive Backs 1970-72

**MAJOR, C.S.** (Auburn) - Linemen 1913

**MAXWELL, JOHN** (Clemson '04) - Backs 1904

**MAY, T.E.** - 1922-24

**MCCORVEY, WOODY** (Alabama State '72) - Tight Ends 1983-85; Wide Receivers 1986-89

**McFADDEN, BANKS** (Clemson '40) - Defensive Backs 1941,46-49; Freshmen 1950-54; Defensive Backs 1955-69

**McLELLAN, BILL** (Clemson '54) - Freshmen 1966-69

**MCLEOD, A.P.** (Furman) - Linemen 1927

**McMILLAN, GOAT** (Clemson '30) - Offensive Backs 1937-41,46-54; Freshmen 1955-64

**McWHORTER, MAC** (Georgia '73) - Offensive Tackles/Tight Ends 1996-98

**MOODY, DARRELL** (NC State '70) - Offensive Coordinator/Quarterbacks 1996

**MOORE, TOM** (The Citadel '67) - Junior Varsity 1971-75; Defensive Backs 1976; Receivers 1977,78; Graduate Assistant 1988

**MORRIS, CHAD** (Texas A&M '92) - Offensive Coordinator/Quarterbacks 2011-14

**MORRIS, W.C.** - 1916,19

**MOSS, C.S.** (Clemson) - Freshmen 1933

**MURRY, DON** (Arkansas A&M '66) - Offensive Coordinator/Quarterbacks 1974,75, Running Backs 1973-76

**NAPIER, BILLY** (Furman '03) - Tight Ends 2006; Tight Ends/Recruiting Coordinator 2007,08; Quarterbacks/Recruiting Coordinator 2008; Offensive Coordinator, Quarterbacks 2009,10

**NORMAN, ROCK** (Roanoke '15) - Freshmen 1940-42,46-54

**NORWOOD, GORDON** (Arkansas '69) - Freshmen 1970-72

**O'CAIN, MIKE** (Clemson '77) - Graduate Assistant 1977; Quarterbacks 2000-04; Offensive Coordinator 2004

**OLIVER, BILL** (Alabama '62) - Defensive Backs 1986-89; Defensive Coordinator 1989

**ORGEL, FRANK** (Georgia '61) - Defensive Linemen 1980

**OWEN, DUKE** (Georgetown '53) - Freshmen 1970; Offensive Linemen 1971-75

**PADGETT, FRANK** (Clemson '21) - Linemen 1926

**PATTON, BOB** (Clemson '53) - Freshmen 1966

**PEARMAN, DANNY** (Clemson '87) - Offensive Tackles & Tight Ends 2008; Assistant Head Coach/Offensive Tackles/Tight Ends 2009,10; Assistant Head Coach/Special Teams Coordinator/Tight Ends 2011-20

**PELL, CHARLEY** (Alabama '63) - Assistant Head Coach/Defensive Coordinator 1976

**POWELL, ANDRÉ** (Indiana '89) - Running Backs 2007-08; Running Backs/Special Teams Coordinator 2009,10

**RAMSEY, GEORGE** - Backs 1933,35

**REED, MIKE** (Boston College '94) - Defensive Backs 2013-17; Cornerbacks 2018-20

**REEDY, CHUCK** (Appa State '71) - Offensive Backs 1978-89

**RICHARDS, CUL** - Linemen 1924,25

**RODRIGUEZ, RICH** (West Virginia '86) - Assistant Head Coach/Offensive Coordinator/Quarterbacks 1999,00

**ROGERS, TOM** (Duke) - Ends 1942

**RUMPH, CHRIS** (South Carolina '94) - Defensive Linemen 2006-10

**SATTERFIELD, STEVE** (South Carolina '60) - Freshmen 1971; Offensive Backs 1972,73

**SANDERS, RED** (Vanderbilt '26) - Backs 1928-30

**SCHILLETTER, WILLIAM A.** (Clemson '15) - Linemen 1915,19

**SCOTT, BRAD** (South Florida '79) - Assistant Head Coach/Tight Ends 1999-03; Assistant Head Coach/Offensive Coordinator 2000-03; Assistant Head Coach/Offensive Linemen 2004-06; Associate Head Coach/Offensive Linemen 2007-10

**SCOTT, JEFF** (Clemson '02) - Wide Receivers 2008, Recruiting Coordinator/Wide Receivers 2009-14; Co-Offensive Coordinator/Wide Receivers 2015-19

**SEGARS, KEN** (Clemson) - Freshmen 1939

**SHAW, ED** - Backs 1921

**SHIVELY, DOUG** (Kentucky '59) - Linebackers 1970-72

**SMITH, BOB** (Furman '34) - Defensive Linemen 1950-62; Defensive Coordinator/Defensive Linemen 1963-65, Defensive Coordinator/Linebackers 1966-69

**SMITH, THIELEN** (LSU '77) - Defensive Linemen 1999-03; Whips/Rovers 2004

**SPENCE, ROB** (Iona '81) - Offensive Coordinator/Quarterbacks 2005-08

**STEELE, KEVIN** (Tennessee '81) - Defensive Coordinator/Linebackers 2009-11

**STEELMAN, HAROLD** (Arkansas '55) - Defensive Linemen 1973-76

**STOCKSTILL, RICK** (Florida State '82) - Quarterbacks 1989-93; Wide Receivers 1994-02; Passing Game Coordinator 1993; Co-Offensive Coordinator 1993-95; Recruiting Coordinator 1998-02

**STOKLEY, NELSON** (LSU '68) - Quarterbacks 1980-85; Offensive Coordinator 1982-85

**STREETER, BRANDON** (Clemson '99) - Recruiting Coordinator/Quarterbacks 2015-19, Passing Game Coordinator/Quarterbacks 2020

**SWINGER, BILL** (South Carolina State '65) - Freshmen 1973-75

**SWINNEY, DABO** (Alabama '93) - Wide Receivers 2003-06; Assistant Head Coach/Wide Receivers 2007,08

**TROTT, BOBBY** (North Carolina '76) - Defensive Coordinator 1990

**VAN DER HEYDEN, LARRY** (Iowa State '62) - Offensive Linemen 1979-92, Offensive Coordinator 1990-92

**VENABLES, BRENT** (Kansas State '92) - Defensive Coordinator/Linebackers 2012-17, Associate Head Coach/Defensive Coordinator/Linebackers 2018-20

**WADE, DON** (Clemson '52) - Freshmen 1953-58; Offensive Linemen 1959-67; Administrative Assistant 1983-88

**WALLER, CHARLEY** (Oglethorpe '42) - Offensive Backs 1957-65

**WARE, BILLY** (Clemson '70) - Defensive Backs 1978; Defensive Ends 1979; Administrative Assistant 1980

**WEST, RON** (Clemson '79) - Offensive Linemen 1999-03; Outside Linebackers 2004-08

**WEST, TOMMY** (Tennessee '75) - Defensive Ends 1982-89

**WHITE, W.P.** (Clemson '10) - Offensive 1910

**WHITT, RICK** (Catawba '76) - Defensive Backs 1980,81; Defensive Ends 1982,83

**WILD, ORMAND** (Clemson '54) - Freshmen 1965

**WILLIAMS, R.C.** - 1908

**WILSON, RICHARD** (Arkansas '81) - Wide Receivers 1990-92

**WISE, CARL** (King '37) - Offensive Backs 1955,56

**WRENN, CLYDE** (NC State '65) - Freshmen 1972; Recruiting Coordinator 1973-77, 1985-90

**YOUNG, THEO** (Arkansas '88) - Wide Receivers 1993

Note: Only includes coaches who served in a full-time capacity during the regular season.

# PRO PLAYERS (ALL OUTDOOR LEAGUES)

**ABDULLAH, RAHIM**, OLB (1998)  
Cleveland Browns, 1999,00  
Edmonton Eskimos (CFL), 2002-04  
Calgary Stampeders (CFL), 2005,06

**ADAMS, GAINES**, DE (2006)  
Tampa Bay Buccaneers, 2007-09  
Chicago Bears, 2009  
2007 All-Rookie Team

**ADAMS, KEITH**, LB (2000)  
Dallas Cowboys, 2001,02  
Berlin Thunder (NFL), 2002  
Philadelphia Eagles, 2002-05  
Miami Dolphins, 2006  
Cleveland Browns, 2007

**ALEXANDER, KEVIN**, DE (2009)  
Denver Broncos, 2010

**\*ALEXANDER, MACKENSIE**, CB (2015)  
Minnesota Vikings, 2016-19  
Cincinnati Bengals, 2020

**ALLEN, DWAYNE**, TE (2011)  
Indianapolis Colts, 2012-16  
New England Patriots, 2017,18  
2012 All-Rookie Team

2018 Super Bowl Champion

**ALLEN, TERRY**, TB (1989)  
Minnesota Vikings, 1991-94  
Washington Redskins, 1995-98  
New England Patriots, 1999  
New Orleans Saints, 2000  
Baltimore Ravens, 2001  
1996 Pro Bowl; 1996 All-Pro

**\*ANCHRUM, TREMAYNE**, OL (2019)  
Los Angeles Rams, 2020

**ANTHONY, STEPHONE**, LB (2014)  
New Orleans Saints, 2015,16,19  
Miami Dolphins, 2017,18  
2015 All-Rookie Team

**ARIRI, OBED**, PK (1980)  
Washington Redskins (USFL), 1983  
Tampa Bay Buccaneers, 1984  
Washington Redskins, 1987  
1987 Super Bowl Champion

**AUSTIN, CLIFF**, TB (1982)  
New Orleans Saints, 1983,84  
Atlanta Falcons, 1984-86  
Tampa Bay Buccaneers, 1987

**AUSTIN, THOMAS**, C (2009)  
New England Patriots, 2010  
Houston Texans, 2011

Carolina Panthers, 2012  
Indianapolis Colts, 2013

**BALDWIN, BOB**, B (1964)  
Baltimore Colts, 1966,67  
**BARBER, MIKE**, LB (1994)  
Seattle Seahawks, 1995-97  
Indianapolis Colts, 1998,99  
New York/New Jersey Hitmen (XFL), 2001

**BARNES, GARY**, OE (1961)  
Green Bay Packers, 1962,63  
Dallas Cowboys, 1963  
Chicago Bears, 1964  
Atlanta Falcons, 1966,67  
First player signed and to score points for  
Atlanta; 1962 NFL World Champion

**\*BARNES, TAVARIS**, DE (2014)  
New Orleans Saints, 2015,16  
Atlanta Legends (AAF), 2018  
DC Defenders (XFL), 2019

**\*BATTLE, ISAIHAH**, OT (2014)  
St. Louis Rams, 2015,16 (practice squad)  
Seattle Seahawks, 2017 (practice squad)  
Seattle Dragons (XFL), 2019

**\*BEASLEY, VIC**, DE (2014)  
Atlanta Falcons, 2015-19  
Tennessee Titans, 2020  
Las Vegas Raiders, 2020  
2016 Pro Bowl

**BENISH, DAN**, DT (1982)  
Atlanta Falcons, 1983-86  
Washington Redskins, 1987,88  
1987 Super Bowl Champion

**BENNETT, CHARLES**, DE (2005)  
Tampa Bay Buccaneers, 2006,07  
Tennessee Titans, 2008

**BENNETT, NATHAN**, OG (2006)  
Baltimore Ravens, 2008

**BOSTIC, JEFF**, C (1979)  
Washington Redskins, 1980-93  
1982,87,91 Super Bowl Champion; 1983  
Pro Bowl

**BOSTIC, JOE**, OG (1978)  
St. Louis Cardinals, 1979-88  
1979 All-Rookie

**BOULWARE, BEN**, LB (2016)  
San Francisco 49ers, 2017 (practice squad)

**BOWERS, Da'QUAN**, DE (2010)  
Tampa Bay Buccaneers, 2011-15  
Edmonton Eskimos, 2017

**BOYER, SHELTON**, WR (1985)  
Miami Dolphins, 1987 (replacement player)

**BRANCH, ANDRE**, DE (2011)  
Jacksonville Jaguars, 2012-15  
Miami Dolphins, 2016-18

**\*BRELAND, BASHAUD**, CB (2013)  
Washington Redskins, 2014-17  
Green Bay Packers, 2018  
Kansas City Chiefs, 2019,20  
2014 All-Rookie Team; 2019 Super Bowl  
Champion

**BREWSTER, DOUG**, LB (1990)  
Saskatchewan Roughriders (CFL), 1991  
Winnipeg Blue Bombers (CFL), 1993

**BROMELL, LORENZO**, DE (1997)  
Miami Dolphins, 1998-01  
Minnesota Vikings, 2002  
Oakland Raiders, 2003  
New York Giants, 2004  
1998 All-Rookie Team

**BROOKS, JONATHAN**, LB (1978)  
Detroit Lions, 1979  
Atlanta Falcons, 1980  
Philadelphia Stars (USFL), 1983,84  
1984 USFL Champions

**\*BROWN, JARON**, WR (2012)  
Arizona Cardinals, 2013-17,20 (practice squad)  
Seattle Seahawks, 2018,19  
Houston Texans, 2014

**BROWN, KOURTNEI**, DE (2011)  
Tampa Bay Buccaneers, 2015

**BROWN, LESTER**, TB (1979)  
Saskatchewan Roughriders (CFL), 1980,81  
Montreal Concordes (CFL), 1983  
Toronto Argonauts (CFL), 1984,85  
Winnipeg Blue Bombers (CFL), 1986

**\*BRYANT, AUSTIN**, DE (2018)  
Detroit Lions, 2019,20

**BRYANT, JEFF**, DT (1981)  
Seattle Seahawks, 1982-93

**BRYANT, MARTAVIS**, WR (2013)  
Pittsburgh Steelers, 2014,15,17  
Oakland Raiders, 2018

**BUCKNER, BRENTSON**, DT (1993)  
Pittsburgh Steelers, 1994-96  
Played in 1996,03 Super Bowls  
Kansas City Chiefs, 1997  
Cincinnati Bengals, 1997  
San Francisco 49ers, 1998-00  
Carolina Panthers, 2001-05

**BUNDREN, JIM**, C (1997)  
New York Jets, 1998  
Cleveland Browns, 1999,00  
Miami Dolphins, 2002

**BUTLER, CREZDON**, CB (2009)  
Pittsburgh Steelers, 2010  
Arizona Cardinals, 2011,12  
Washington Redskins, 2012

Buffalo Bills, 2012  
San Diego Chargers, 2013  
Tampa Bay Buccaneers, 2014

Detroit Lions, 2015,16

**BUTLER, JERRY**, WR (1978)  
Buffalo Bills, 1979-87  
AFC Offensive Rookie-of-the-Year by UPI/  
Sporting News

**CAGLE, JOHN**, DT/LB/G (1968)  
Boston Patriots, 1969

**\*CAIN, DEON**, WR (2017)  
Indianapolis Colts, 2018 (injured reserve),19  
Pittsburgh Steelers, 2019,20

**CALLICUTT, KEN**, TB (1977)  
Detroit Lions, 1978-82

**CAMERON, DeCHANE**, QB (1991)  
Edmonton Eskimos (CFL), 1992

**CARSWELL, ROBERT**, DB (2000)  
San Diego Chargers, 2001,02

**CATANZARO, CHANDLER**, PK (2013)

Arizona Cardinals, 2014-16  
New York Jets, 2017  
Tampa Bay Buccaneers, 2018

Carolina Panthers, 2018  
2014 All-Rookie Team

**CHAVIS, MIGUEL**, FB (2010)  
Pittsburgh Steelers, 2011 (injured reserve)

**CHILDRESS, O.J.**, LB (1998)  
New York Giants, 1999  
Amsterdam Admirals (NFL), 2000

Carolina Panthers, 2000

**CHIPLEY, BILL**, E/DB (1941)  
Boston Yanks, 1947,48  
New York Bulldogs, 1949

**CHOICE, ADAM**, RB (2018)  
Seattle Seahawks, 2019 (injured reserve)

**CHUY, DON**, OG (1962)  
Los Angeles Rams, 1963-68  
Philadelphia Eagles, 1969

**CIURCIU, VINCE**, LB (1999)  
Tampa Bay Buccaneers, 2003

Carolina Panthers, 2003-06  
Minnesota Vikings, 2007,08  
Detroit Lions, 2009,10

**CLARK, BRIAN**, OG (1981)  
Denver Broncos, 1982 (taxi squad)

**CLARK, DWIGHT**, WR (1978)  
San Francisco 49ers, 1979-87  
Led NFC in Receiving, 1981,82; 1981 and  
1984 Super Bowl Champion; 1982,83 NFL  
Pro Bowl; 1982 NFL MVP

**CLEMONS, CHRIS**, S (2008)  
Miami Dolphins, 2009-13  
Arizona Cardinals, 2014,15

**CLINE, DOUG**, LB (1959)  
Houston Oilers, 1960-66

San Diego Chargers, 1966

**COLEY, JAMES**, TE (1988)  
Chicago Bears, 1990-92

Indianapolis Colts, 1991

**CONE, FRED**, B/PK (1950)  
Green Bay Packers, 1951-57

Dallas Cowboys, 1960  
1955 NFL Field-Goal leader

**CONNER, KAVELL**, LB (2009)  
Indianapolis Colts, 2010-13

San Diego Chargers, 2014,15  
2010 All-Rookie Team

**COOPER, GARY**, WR (1989)  
Montreal Machine (WLAFF), 1991

**CORDILEONE, LOU**, DE/DT/OG (1959)  
New York Giants, 1960

San Francisco 49ers, 1961  
Los Angeles Rams, 1962

Pittsburgh Steelers, 1962,63  
New Orleans Saints, 1967,68

**\*CRAWFORD, COREY**, DE (2014)  
Washington Redskins, 2015 (practice squad)

Memphis Express (AAF), 2018  
Houston Roughnecks (XFL), 2019

**CROSBY, ROSCOE**, WR (2003)  
Indianapolis Colts, 2005 (practice squad)

**CRUTCHFIELD, DARREL**, DB (2000)  
Philadelphia Eagles, 2001

Edmonton Eskimos (CFL), 2003,04  
Montreal Alouettes (CFL), 2006

**CUMBIE, JAMIE**, DT (2009)  
Oakland Raiders, 2010

**CUNNINGHAM, BENNIE**, TE (1975)  
Pittsburgh Steelers, 1976-83,85

1978, 1979 Super Bowl Champion

**CURRIE, AIRESE**, WR (2004)  
Chicago Bears, 2005,06

**DAIGNEAULT, DOUG**, B (1959)  
Ottawa Roughriders (CFL), 1960-63

Winnipeg Blue Bombers (CFL), 1964,65

**DANFORTH, KENNY**, SS (1985)  
Los Angeles Raiders, 1987 (replacement player)

**DANTZLER, WOODROW**, QB (2001)  
Dallas Cowboys, 2002

Atlanta Falcons, 2003  
Frankfurt Galaxy, 2005 (NFL)

**DAVIS, BILLY**, LB (1983)  
St. Louis Cardinals, 1984

**DAVIS, DEXTER**, CB (1990)  
Phoenix Cardinals, 1991,92  
Los Angeles Rams, 1993-95

**DAVIS, JAMES**, RB (2008)

Cleveland Browns, 2009,10  
Washington Redskins, 2010  
Detroit Lions, 2011

**DAVIS, JEFF**, LB (1981)  
Tampa Bay Buccaneers, 1982-87  
Captain of Tampa Bay, 1984-87

**DAVIS, TY**, CB (1984)  
New York Giants, 1985,86 (Injured reserve entire 1986 season with Super Bowl Champions)

Detroit Lions, 1987

**DAWKINS, BRIAN**, SS (1995)  
Philadelphia Eagles, 1996-08

Denver Broncos, 2009-11

1996 All-Rookie; 1999,01,02,04-  
06,08,09,11 Pro Bowl; 2001,02,04,06  
All-Pro; 2018 Pro Football Hall of Fame

**DIGGS, BUBBA**, TE (1981)  
Washington Redskins (USFL), 1983

**DINGLE, ADRIAN**, DE (1998)  
San Diego Chargers, 1999-04

**DODD, KEVIN**, DE (2015)  
Tennessee Titans, 2016,17

**DOLCE, CHRIS**, OG (1979)  
Washington Redskins (USFL), 1983

**DOWNER, COLE**, TE (2005)  
Amsterdam Admirals (NFL), 2006

**DRIVER, STACEY**, TB (1985)  
Cleveland Browns, 1987 (replacement player)

**DUKES, MIKE**, LB (1958)  
Houston Oilers, 1960-63

Boston Patriots, 1964,65  
New York Jets, 1965

**DUNN, K.D.**, TE (1984)  
Tampa Bay Buccaneers, 1985

Washington Redskins, 1987  
New York Jets, 1988

Montreal Machine (WLAFF), 1991

**DURHAM, STEVE**, DE (1980)  
Baltimore Colts, 1982

**EASON, NICK**, DT (2002)  
Denver Broncos, 2003

Scottish Claymores (NFL), 2003  
Cleveland Browns, 2004-06

Pittsburgh Steelers, 2007-10  
Arizona Cardinals, 2011,12

2008 Super Bowl Champion

**EDWARDS, ANTWAN**, CB (1998)  
Green Bay Packers, 1999-03

Miami Dolphins, 2004  
Atlanta Falcons, 2005

**ELLINGTON, ANDRE**, RB (2012)  
Arizona Cardinals, 2013-17

2013 All-Rookie Team

**EPPESS, ROY**, DB (1977)  
Tampa Bay Bandits (USFL), 1983

Arizona Wranglers (USFL), 1984

**EVANS, LEOMONT**, FS (1995)  
Washington Redskins, 1996-99

Los Angeles Xtreme (XFL), 2001

**FARR, JAMES**, OG (1983)  
Washington Redskins (USFL), 1984

**\*FERRELL, CLELIN**, DE (2018)  
Orlando Renegades (USFL), 1985

**\*FIELDS, MARK**, CB (2018)  
Minnesota Vikings, 2019,20

Houston Texans, 2020

**FLAGLER, TERENCE**, TB (1986)  
San Francisco 49ers, 1987-89

Dallas Cowboys, 1990  
Phoenix Cardinals, 1990,91

1988 and 1989 Super Bowl Champion

**FLOWERS, KENNY**, TB (1986)  
Atlanta Falcons, 1987,1989

**FORD, JACOBY**, WR (2009)  
Oakland Raiders, 2010-12

2010 All-Rookie

**FREEMAN, DALTON**, C (2012)  
New York Jets, 2013,14

Houston Texans, 2015

**FRITTS, GEORGE**, OT (1941)  
Philadelphia Eagles, 1945

**FRY, DUSTIN**, C (2006)  
St. Louis Rams, 2007,08

Carolina Panthers, 2009

**FUDGE, JAMAAL**, S (2005)  
Jacksonville Jaguars, 2006,07

Atlanta Falcons, 2008,09



# PRO PLAYERS (ALL OUTDOOR LEAGUES)

**FULLER, STEVE**, QB (1978)  
 Kansas City Chiefs, 1979-83  
 Los Angeles Rams, 1983  
 Chicago Bears, 1984-87  
 San Diego Chargers, 1988  
 1985 Super Bowl Champion

**GADDIS, C.J.**, CB (2006)  
 Atlanta Falcons, 2007 (PS)

**GAGE, BOBBY**, TB (1948)  
 Pittsburgh Steelers, 1949,50

**\*GALLMAN, WAYNE**, RB (2016)  
 New York Giants, 2017-20

**GAMBLE, JASON**, C (1998)  
 Scottish Claymores (NFL), 2000  
 Orlando Rage (XFL), 2001

**GARDNER, ROD**, WR (2000)  
 Washington Redskins, 2001-04  
 Carolina Panthers, 2005  
 Green Bay Packers, 2005  
 Kansas City Chiefs, 2006

**GARDOCKI, CHRIS**, P/PK (1990)  
 Chicago Bears, 1991-94  
 Indianapolis Colts, 1995-98  
 Cleveland Browns, 1999-03  
 Pittsburgh Steelers, 2004-06  
 1996 Pro Bowl  
 2005 Super Bowl Champion

**GETER, ERIC**, DB (1992)  
 Las Vegas Posse (CFL), 1994

**\*GILCHRIST, MARCUS**, DB (2010)  
 San Diego Chargers, 2011-14  
 New York Jets, 2015,16  
 Houston Texans, 2017  
 Oakland Raiders, 2018  
 Jacksonville Jaguars, 2019  
 Baltimore Ravens, 2020

**GOODMAN, MALLICIAH**, DE (2012)  
 Atlanta Falcons, 2013-15

**\*GOODSON, B.J.**, LB (2015)  
 New York Giants, 2016-18  
 Green Bay Packers, 2019  
 Cleveland Browns, 2020

**\*GREEN, T.J.**, S (2015)  
 Indianapolis Colts, 2016,17  
 New Orleans Saints, 2019  
 Carolina Panthers, 2019  
 Atlanta Falcons, 2020

**GREENE, NEALON**, QB (1997)  
 Toronto Argonauts (CFL), 1998-01  
 Saskatchewan Roughriders (CFL), 2002-05  
 Montreal Alouettes (CFL), 2006

**GRIFFIN, STEVE**, TB (1986)  
 Atlanta Falcons, 1987

**GRISHAM, TYLER**, WR (2008)  
 Pittsburgh Steelers, 2009-11

**HAIRSTON, CHRIS**, OT (2010)  
 Buffalo Bills, 2011-14  
 San Diego Chargers, 2015-17

**HALL, BEN**, TE (2004)  
 Arizona Cardinals, 2005  
 Amsterdam Admirals (NFLE), 2006,07

**HALL, DELTON**, CB (1986)  
 Pittsburgh Steelers, 1987-91  
 San Diego Chargers, 1992,93  
 1987 All-Rookie Team

**HALL, HOLLIS**, DB (1981)  
 Arizona Wranglers (USFL), 1983  
 Houston Gamblers (USFL), 1984

**HALL, LAMONT**, TE (1997)  
 Rhein Fire (NFLE), 1999  
 Green Bay Packers, 1999  
 New Orleans Saints, 2000-05

**HAMILTON, DERRICK**, WR (2003)  
 San Francisco 49ers, 2004-06  
 Tampa Bay Buccaneers, 2007

**HAMLIN, MICHAEL**, S (2008)  
 Dallas Cowboys, 2009,10  
 Jacksonville Jaguars, 2010

**HAMMOND, VANCE**, DT (1990)  
 Sacramento Goldminers (CFL), 1994

**HARPER, JAMIE**, RB (2010)  
 Tennessee Titans, 2011,12

**HARRELL, RICKY**, C (1972)  
 New York Jets, 1973

**HARRIS, RUDY**, FB (1992)  
 Tampa Bay Buccaneers, 1993,94

**HATCHER, DALE**, P (1984)  
 Los Angeles Rams, 1985-89, 91  
 Miami Dolphins, 1993  
 1985 All-Pro, 1985 All-Rookie, 1985 Pro Bowl

**HAYES, RUDY**, LB (1958)  
 Pittsburgh Steelers, 1959,60,62

**HEADEN, ANDY**, LB (1982)  
 New York Giants, 1983-88  
 1986 Super Bowl Champion

**HEARN, TAYLOR**, OG (2017)  
 Carolina Panthers, 2018

**HEFNER, LARRY**, LB (1971)  
 Green Bay Packers, 1972-75

**HENDERSON, JEROME**, CB (1990)  
 New England Patriots, 1991-93, 96  
 Buffalo Bills, 1993,94  
 Philadelphia Eagles, 1995  
 New York Jets, 1997,98  
 Played in 1994 and 1996 Super Bowl

**HENDLEY, DICK**, BB (1950)  
 Pittsburgh Steelers, 1951

**HENRY, WILLIAM**, OT (2003)  
 Frankfurt Galaxy (NFLE), 2005  
 Seattle Seahawks, 2005

**HIGGINS, TEE**, WR (2019)  
 Cincinnati Bengals, 2020

**HILL, LEROY**, LB (2004)  
 Seattle Seahawks, 2005-12

**HILL, TYE**, CB (2005)  
 St. Louis Rams, 2006-08  
 Atlanta Falcons, 2009  
 Detroit Lions, 2010  
 All-Rookie Team, 2006

**\*HOPKINS, DeANDRE**, WR (2012)  
 Houston Texans, 2013-19  
 Arizona Cardinals, 2020  
 2013 All-Rookie Team; 2015,17-20 Pro Bowl; 2017,19,20 All-Pro

**HORNE, TONY**, WR (1997)  
 St. Louis Rams, 1998-00  
 1999 Super Bowl Champion; NFL Kickoff Return Champion, 1999

**HUDSON, BILL**, DT (1956)  
 Montreal Alouettes (CFL), 1957-60  
 San Diego Chargers, 1961,62  
 Boston Patriots, 1963  
 1962 Pro Bowl

**HUDSON, BOB**, DE/LB/DB (1950)  
 New York Giants, 1951,52  
 Philadelphia Eagles, 1953-55,57,58  
 Washington Redskins, 1959  
 Dallas Texans, 1960  
 Denver Broncos, 1960,61

**\*HUGGINS, ALBERT**, DT (2018)  
 Houston Texans, 2019 (practice squad)  
 Philadelphia Eagles, 2019  
 New England Patriots, 2019 (practice squad)  
 Minnesota Vikings, 2020 (practice squad)  
 Detroit Lions, 2020

**HULSEY, COREY**, OG (1998)  
 Buffalo Bills, 2001  
 Oakland Raiders, 2003-06

**\*HUMPHRIES, ADAM**, WR (2014)  
 Tampa Bay Buccaneers, 2015-18  
 Tennessee Titans, 2019,20

**\*HYATT, MITCH**, OT (2018)  
 Dallas Cowboys, 2019,20 (practice squad)

**IGWEBUIKE, DONALD**, PK (1984)  
 Tampa Bay Buccaneers, 1985-89  
 Minnesota Vikings, 1990  
 Baltimore (CFL), 1994

**INABINET, CLARENCE**, OG (1935)  
 Rochester Tigers, 1936

**JACKSON, STEVEN**, FB (2005)  
 Carolina Panthers, 2006

**JAMISON, BRANDON**, LB (2002)  
 Atlanta Falcons, 2005  
 Carolina Panthers, 2006,07

**JAMISON, VONTRELL**, DE (2004)  
 Dallas Cowboys, 2005

**\*JARRETT, GRADY**, DT (2014)  
 Atlanta Falcons, 2015-20  
 2020 Pro Bowl

**JENKINS, JARVIS**, DT (2010)  
 Washington Redskins, 2011-14  
 Chicago Bears, 2015  
 New York Jets, 2016  
 Kansas City Chiefs, 2016-18

**JENKINS, RALPH**, C (1946)  
 Pittsburgh Steelers, 1947

**JENNINGS, KEITH**, WR (1988)  
 Dallas Cowboys, 1989  
 Montreal Machine (WLA), 1991  
 Chicago Bears, 1991-97  
 Las Vegas Outlaws (XFL), 2001

**JOHNSON, JOHN**, OLB (1990)  
 San Francisco 49ers, 1991-93  
 Cincinnati Bengals, 1994  
 New Orleans Saints, 1995

**JOHNSON, TRACY**, FB (1988)  
 Houston Oilers, 1989  
 Atlanta Falcons, 1990,91  
 Seattle Seahawks, 1992-95  
 Tampa Bay Buccaneers, 1996

**JOLLY, TERRY**, DT (2000)  
 Barcelona Dragons (NFLE), 2002

**JONES, CHRIS**, LB (1998)  
 Barcelona Dragons (NFLE), 2000

**JORDAN, HOMER**, QB (1982)  
 Saskatchewan Roughriders (CFL), 1983-85  
 Ottawa Roughriders (CFL), 1985  
 Winnipeg Blue Bombers (CFL), 1986  
 Cleveland Browns, 1987 (replacement player)

**\*KEARSE, JAYRON**, S (2015)  
 Minnesota Vikings, 2016-19  
 Detroit Lions, 2020

**KELLY, AARON**, WR (2008)  
 Hamilton Tiger-Cats, 2011,12  
 Winnipeg Blue Bombers, 2013,14

**KENNEY, STEVE**, OT (1978)  
 Philadelphia Eagles, 1979-86  
 Detroit Lions, 1986,87  
 1980 Super Bowl participant

**KINARD, TERRY**, DB (1982)  
 New York Giants, 1983-89  
 Houston Oilers, 1990  
 1983 All-Rookie Team; 1986 Super Bowl Champion; 1988 Pro Bowl

**KIRKLAND, LEVON**, OLB (1991)  
 Pittsburgh Steelers, 1992-00  
 Seattle Seahawks, 2001  
 Philadelphia Eagles, 2002  
 Played in 1996 Super Bowl; 1996,97 Pro Bowl; 1996,97 All-Pro; NFL All-Decade Team (1990s)

**LAMAR, TRE**, LB (2018)  
 Detroit Lions, 2019 (injured reserve)

**LATIMER, AL**, DB (1978)  
 Philadelphia Eagles, 1979  
 San Francisco 49ers, 1980  
 Winnipeg Blue Bombers (CFL), 1981  
 Detroit Lions, 1982-84

**\*LAWRENCE, DEXTER**, DT (2018)  
 New York Giants, 2019,20  
 2019 All-Rookie Team

**\*LAWSON, SHAQ**, DE (2015)  
 Buffalo Bills, 2016-19  
 Miami Dolphins, 2020

**LEAKE, JOHN**, LB (2003)  
 Atlanta Falcons, 2005,06  
 Green Bay Packers, 2005

**\*LEGGETT, JORDAN**, TE (2016)  
 New York Jets, 2017,18  
 Tampa Bay Buccaneers, 2019  
 Denver Broncos, 2020 (practice squad)

**MACK, KEVIN**, RB (1983)  
 Los Angeles Express (USFL), 1984  
 Cleveland Browns, 1985-93  
 1985, 1987 Pro Bowl; 1985 All-Rookie Team

**MACK, TERENCE**, DE (1986)  
 St. Louis Cardinals, 1987

**MANCE, BRIAN**, CB (2002)  
 Amsterdam Admirals (NFLE), 2004

**MASS, WAYNE**, T (1967)  
 Chicago Bears, 1968-70  
 Miami Dolphins, 1971  
 New England Patriots, 1972  
 Philadelphia Eagles, 1972

**MATHEWS, RAY**, B/W/R (1950)  
 Pittsburgh Steelers, 1951-59  
 Dallas Cowboys, 1960  
 Calgary Stampeders (CFL), 1961  
 1952, 1953, 1955 NFL Pro Bowl

**MATHIS, BILL**, RB (1959)  
 New York Titans, 1960-62  
 New York Jets, 1963-69  
 1968 Super Bowl Champion; 1961 All-Pro; 1961, 1963 AFL Pro Bowl

**MAXWELL, BYRON**, CB (2010)  
 Seattle Seahawks, 2011-14  
 Philadelphia Eagles, 2015  
 Miami Dolphins, 2016,17  
 2013 Super Bowl Champion

**McCALL, JEFF**, FB/TE (1982)  
 Los Angeles Raiders, 1983 (taxi squad)

**McCANLESS, JIM**, OG (1958)  
 Houston Oilers, 1960

**\*McCLOUD, RAY-RAY**, WR (2017)  
 Buffalo Bills, 2018,19  
 Carolina Panthers, 2019  
 Pittsburgh Steelers, 2020

**McCLAIN, ANTOINE**, OT (2011)  
 Baltimore Ravens, 2012  
 Buffalo Bills, 2013  
 Chicago Bears, 2014  
 Arizona Cardinals, 2015

**McCLEON, DEXTER**, CB (1996)  
 St. Louis Rams, 1997-02  
 Kansas City Chiefs, 2003-05  
 Houston Texans, 2006  
 1999 Super Bowl Champion

**McCULLOUGH, RICHARD**, DT (1988)  
 Denver Broncos, 1989,90

**McDANIEL, ED**, ILB (1991)  
 Minnesota Vikings, 1992-01  
 1998 Pro Bowl

**McFADDEN, BANKS**, B (1939)  
 Brooklyn Dodgers, 1940

**McGLOCKTON, CHESTER**, DT (1991)  
 Oakland Raiders, 1992-97  
 Kansas City Chiefs, 1998-00  
 Denver Broncos, 2001,02  
 New York Jets, 2003  
 1994-96 All-Pro; 1994-97 Pro Bowl

**McKENZIE, DAMONTE**, DT (1998)  
 Dallas Cowboys, 2000  
 Rhein Fire (NFLE), 2002  
 Amsterdam Admirals (NFLE), 2003

**McMAKIN, JOHN**, TE (1971)  
 Pittsburgh Steelers, 1972-74  
 Detroit Lions, 1975  
 Seattle Seahawks, 1976  
 1974 Super Bowl Champion

**McNEAL, BRYANT**, DE (2002)  
 Denver Broncos, 2003,04  
 Seattle Seahawks, 2005  
 Oakland Raiders, 2006

**McSWAIN, CHUCK**, RB (1982)  
 Dallas Cowboys, 1983,84  
 New England Patriots, 1987

**McSWAIN, ROD**, DB (1983)  
 New England Patriots, 1984-90  
 Played in 1986 Super Bowl

**MEEKS, JONATHAN**, S (2012)  
 Buffalo Bills, 2013-16

**MERLING, PHILLIP**, DE (2007)  
 Miami Dolphins, 2008-11  
 Green Bay Packers, 2012  
 Washington Redskins, 2013

**MILLER, JUSTIN**, CB (2004)  
 New York Jets, 2005-09  
 Oakland Raiders, 2008,09  
 2006 Pro Bowl

**MILTON, ELDRIDGE**, LB (1985)  
 Chicago Bears, 1987

**MOORE, OTIS**, DT (1989)  
 Birmingham Fire (WLA), 1991,92

**MORGAN, DWAYNE**, OT (1995)  
 Toronto Argonauts (CFL), 1998,99,02  
 Atlanta Falcons, 2003

**\*MULLEN, TRAYVON**, CB (2018)  
 Oakland/Las Vegas Raiders, 2019,20

**MULLIGAN, WAYNE**, C (1969)  
 St. Louis Cardinals, 1969-73  
 New York Jets, 1974,75

**\*MUSE, TANNER**, S (2019)  
 Oakland/Las Vegas Raiders, 2020 (injured reserve)

**\*O'DANIEL, DORIAN**, LB (2017)  
 Kansas City Chiefs, 2018-20  
 2019 Super Bowl Champion

# PRO PLAYERS (ALL OUTDOOR LEAGUES)

**OLSON, HAROLD**, OT (1959)  
Buffalo Bills, 1960-62  
Denver Broncos, 1963,64  
1962 All-Pro

**OLSZEWSKI, HARRY**, OG (1967)  
Montreal Alouettes (CFL), 1969,70

**O'NEAL ROBERT**, FS (1992)  
Indianapolis Colts, 1993-95  
Amsterdam (World League), 1996,97

**PAGLIEI, JOE**, B (1955)  
Calgary Stampeders (CFL), 1956  
Philadelphia Eagles, 1959  
New York Titans, 1960

**PALMER, MICHAEL**, TE (2009)  
Atlanta Falcons, 2010-12  
Pittsburgh Steelers, 2013,14

**PATTON, BOB**, DT (1951)  
New York Giants, 1952

**PEAKE, CHARONE**, WR (2015)  
New York Jets, 2016-18

**PEEPLES, KEN**, OG (1974)  
Winnipeg Blue Bombers (CFL), 1975

**PETERS, GARRY**, CB (2014)  
Edmonton Eskimos (CFL), 2016,17  
British Columbia Lions (CFL), 2018,19

**PERRY, MICHAEL DEAN**, DT (1987)  
Cleveland Browns, 1988-94  
Denver Broncos, 1995-97  
Kansas City Chiefs, 1997  
1988 All-Rookie Team; 1989-91, 1993 All-Pro; 1989-91, 1993,94,96 Pro Bowl

**PERRY, WILLIAM**, MG/FB (1984)  
Chicago Bears, 1985-1992  
Philadelphia Eagles, 1993,94  
London Monarchs, 1996  
1985 Super Bowl Champion; 1985 All-Rookie Team

**\*PINION, BRADLEY**, P (2014)  
San Francisco 49ers, 2015-18  
Tampa Bay Buccaneers, 2019,20  
2020 Super Bowl Champion

**PLEASANT, REGGIE**, CB (1984)  
Atlanta Falcons, 1985  
Tampa Bay Buccaneers, 1986  
Toronto Argonauts (CFL), 1987-94  
Edmonton Eskimos (CFL), 1996,97  
1988 All-CFL; 1988-91 All-Division; 1991 Grey Cup Champion

**POOLE, BOB**, End (1963)  
San Francisco 49ers, 1964,65  
Houston Oilers, 1966,67

**POTTS, ROBERT**, T (1919)  
Frankford Yellow Jackets, 1926  
NFL World Champion, 1926

**PRIESTER, RAYMOND**, RB (1997)  
Tennessee Oilers, 1998 (practice squad)

**PROCTOR, WILL**, QB (2006)  
Montreal Alouettes (CFL), 2007  
Calgary Stampeders, 2008  
2008 Grey Cup Champion

**PRYCE, TREVOR**, DT (1996)  
Denver Broncos, 1997-05  
Baltimore Ravens, 2006-10  
New York Jets, 2010  
1997,98 Super Bowl Champion; 1999-02 Pro Bowl

**\*READER, D.J.**, DT (2015)  
Houston Texans, 2016-19  
Cincinnati Bengals, 2020

**REESE, ARCHIE**, DE (1977)  
San Francisco 49ers, 1978-81  
1981 Super Bowl Champion  
Los Angeles Raiders, 1982,83  
Pittsburgh Maulers (USFL), 1984

**REEVES, MARION**, TB (1973)  
Philadelphia Eagles, 1974  
Winnipeg Blue Bombers (CFL), 1975,76

**REMBERT, JOHNNY**, LB (1982)  
New England Patriots, 1983-92  
1988 All-Pro; 1988 Pro Bowl

**\*RENFROW, HUNTER**, WR (2018)  
Oakland/Las Vegas Raiders, 2019,20

**RICHARDSON, BARRY**, OT (2007)  
Kansas City Chiefs, 2008-11  
St. Louis Rams, 2012  
Detroit Lions, 2013

**RIGGS, JIM**, TE (1986)  
Cincinnati Bengals, 1987-92  
Washington Redskins, 1993

**ROBINSON, JAMES**, DT (1983)  
Los Angeles Express (USFL), 1984,85

**ROME, STAN**, WR (1975)  
Kansas City Chiefs, 1979-82  
Washington Federals (USFL), 1983

**ROUNTREE, GLENN**, G (1997)  
Carolina Panthers, 1998  
Denver Broncos, 1999  
Barcelona Dragons (NFLE), 2000  
Memphis Maniax (XFL), 2001

**ROUSE, WARDELL**, OLB (1994)  
Tampa Bay Buccaneers, 1995,96  
Rhein Fire (NFLE), 1998

**RYANS, LARRY**, WR (1992)  
Detroit Lions, 1993  
Tampa Bay Buccaneers, 1996  
Rhein Fire (NFLE), 1998,99  
Los Angeles Xtreme (XFL), 2001

**SAPP, PATRICK**, OLB (1995)  
San Diego Chargers, 1996,97  
Arizona Cardinals, 1998,99  
Memphis Maniax (XFL), 2001

**SAPP, RICKY**, DE (2009)  
Philadelphia Eagles, 2010 (injured reserve)  
New York Jets, 2011-13  
Houston Texans, 2013,14

**SAUVE, JEFF**, PK (1995)  
Rhein Fire (NFLE), 1999

**SCOTT, ARTAVIS**, WR (2016)  
Los Angeles Chargers, 2017,18 (IR),19 (PS)  
Houston Texans, 2020 (practice squad)

**SCOTT, DORELL**, DT (2008)  
St. Louis Rams, 2009-11

**SCOTT, JIM**, DL (1983)  
Orlando Renegades (USFL), 1985

**SCOTT, RANDY**, LB (1978)  
Winnipeg Blue Bombers (CFL), 1980  
Calgary Stampeders (CFL), 1980

**SENSABAUGH, COTY**, CB (2011)  
Tennessee Titans, 2012-15  
St. Louis Rams, 2016  
New York Giants, 2016  
Pittsburgh Steelers, 2017,18  
Denver Broncos, 2019  
Washington Redskins, 2019

**\*SHATLEY, TYLER**, OL (2013)  
Jacksonville Jaguars, 2014-20

**SHEPPARD, ASHLEY**, OLB (1992)  
Minnesota Vikings, 1993-95  
Jacksonville Jaguars, 1995  
Los Angeles Rams, 1995

**SIMMONS, ANTHONY**, LB (1997)  
Seattle Seahawks, 1998-04  
\***SIMMONS, ISIAH**, LB (2019)  
Arizona Cardinals, 2020

**SIMMONS, WAYNE**, OLB (1992)  
Green Bay Packers, 1993-96  
Kansas City Chiefs, 1997,98  
1993 All-Rookie Team; 1996 Super Bowl Champion

**\*SIMPSON, JOHN**, OL (2019)  
Las Vegas Raiders, 2020

**SIMS, MARVIN**, FB (1979)  
Baltimore Colts, 1980,81

**SMITH, AKIL**, OT (2001)  
Washington Redskins, 2002  
Barcelona Dragons (NFLE), 2003

**SMITH, EMORY**, FB (1995)  
Scottish Claymores (NFLE), 1999

**SMITH, RICHARD**, DB (1988)  
Raleigh-Durham Skyhawks (WLAFL), 1991

**SMITH, RONNIE**, LB (1977)  
Saskatchewan Roughriders (CFL), 1980

**SPILLER, C.J.**, RB (2009)  
Buffalo Bills, 2010-14  
New Orleans Saints, 2015  
Seattle Seahawks, 2016  
New York Jets, 2016  
Kansas City Chiefs, 2017  
2013 Pro Bowl

**STEPHENS, DARNELL**, OLB (1995)  
Tampa Bay Buccaneers, 1995,96

**STEWART, TONY**, LB (2014)  
Buffalo Bills, 2015

**STUCKEY, CHANSI**, WR (2006)  
New York Jets, 2007-09  
Cleveland Browns, 2009,10  
Arizona Cardinals, 2011

**STUCKEY, JIM**, DT (1979)  
San Francisco 49ers, 1980-86  
New York Jets, 1986  
San Diego Chargers, 1987  
1981 and 1984 Super Bowl Champion

**SWIFT, BOB**, FB/C/G (1963)  
British Columbia Lions (CFL), 1964,65  
Toronto Argonauts (CFL), 1966-70  
Winnipeg Blue Bombers (CFL), 1971-78  
1972,74 All-Pro

**\*TANKERSLEY, CORDREA**, CB (2016)  
Miami Dolphins, 2017-19  
Minnesota Vikings, 2020

**TAYLOR, RENDRICK**, TE (2009)  
Tampa Bay Buccaneers, 2010

**\*TERRELL, A.J.**, CB (2019)  
Atlanta Falcons, 2020

**TESTERMAN, DON**, RB (1975)  
Seattle Seahawks, 1976-78  
Washington Redskins, 1979  
Miami Dolphins, 1980

**THOMAS, BRANDON**, OL (2013)  
San Francisco 49ers, 2014 (IR),15  
Detroit Lions, 2016,17 (practice squad)  
Jacksonville Jaguars, 2018,19

**THOMAS, DOUG**, WR (1990)  
Seattle Seahawks, 1991-93

**THOMAS, RODNEY**, LB (2002)  
Amsterdam Admirals (NFLE), 2004

**THOMPSON, BRANDON**, DT (2011)  
Cincinnati Bengals, 2012-16

**THOMPSON, DAVE**, C/OG/T (1970)  
Detroit Lions, 1971-73  
New Orleans Saints, 1974,75

**THOMPSON, TREVION**, WR (2018)  
Tampa Bay Buccaneers, 2019 (practice squad)  
Tennessee Titans, 2019 (practice squad)

**THORSLAND, OSCAR**, End (1962)  
Ottawa Roughriders (CFL), 1963

**TIMMONS, CHARLIE**, B (1941)  
Brooklyn Dodgers, 1946

**TINSLEY, SID**, TB (1944)  
Pittsburgh Steelers, 1945

**TRAPP, JAMES**, DB (1992)  
Oakland Raiders, 1993-98  
Baltimore Ravens, 1999-02  
Jacksonville Jaguars, 2003  
2000 Super Bowl Champion

**TREADWELL, DAVID**, PK (1987)  
Denver Broncos, 1989-92  
New York Giants, 1993,94  
1989 Pro Bowl; 1989 All-Rookie Team

**TRIPLETT, DANNY**, LB (1982)  
Washington Federals (USFL), 1984

**TUTEN, RICH**, DL (1978)  
Ottawa Roughriders (CFL), 1980

**TUTTLE, PERRY**, WR (1981)  
Buffalo Bills, 1982,83  
Tampa Bay Buccaneers, 1984  
Atlanta Falcons, 1984  
Winnipeg Blue Bombers (CFL), 1986-91  
1987 All-CFL; 1990 Grey Cup Champion; Inducted into Winnipeg Blue Bombers Hall of Fame, 1997

**VAUGHN, KHALEED**, DE (2003)  
Atlanta Falcons, 2004  
Carolina Panthers, 2005

**WALKER, GREGORY**, OG (2003)  
New York Giants, 2004

**\*WALLACE, K'VON**, S (2019)  
Philadelphia Eagles, 2020

**WALLS, HENRY**, LB (1985)  
New York Jets, 1987 (replacement player)  
Montreal Machine (WLAFL), 1991

**WALTERS, JOEY**, WR/DB (1976)  
Winnipeg Blue Bombers (CFL), 1977  
Saskatchewan Roughriders (CFL), 1977,78,80-82  
British Columbia Lions (CFL), 1979  
Washington Federals (USFL), 1983,84  
Orlando Renegades (USFL), 1985  
Houston Oilers, 1987  
1982 All-CFL; Set CFL receiving record, 1982

**WASHINGTON, DONNELL**, DT (2003)  
Green Bay Packers, 2004,05 (injured reserve)

**WASHINGTON, JAY**, RB (1973)  
Winnipeg Bombers (CFL), 1974-79  
Saskatchewan Roughriders (CFL), 1980  
CFL Rushing Leader, 1976

**WATERS, ANTHONY**, LB (2006)  
San Diego Chargers, 2007,08  
New Orleans Saints, 2009,10  
2009 Super Bowl Champion

**WATERS, CHARLIE**, CB (1969)  
Dallas Cowboys, 1970-78,80,81  
1971,77 Super Bowl Champion; 1977,78 All-Pro; 1976-78 Pro Bowl; Selected to All-Time Cowboys team

**\*WATKINS, CARLOS**, DT (2016)  
Houston Texans, 2017-20

**\*WATKINS, SAMMY**, WR (2013)  
Buffalo Bills, 2014-16  
Los Angeles Rams, 2017  
Kansas City Chiefs, 2018-20  
2014 All-Rookie; 2019 Super Bowl Champion

**\*WATSON, DESHAUN**, QB (2016)  
Houston Texans, 2017-20  
2017 All-Rookie; 2018-20 Pro Bowl

**WELLS, JOEL**, B (1956)  
Montreal Alouettes (CFL), 1957-60  
New York Giants, 1961

**WHITE, HARVEY**, QB (1959)  
Boston Patriots, 1960  
First player ever signed by Patriots

**WHITEHURST, CHARLIE**, QB (2005)  
San Diego Chargers, 2006-09,12,13  
Seattle Seahawks, 2010,11  
Tennessee Titans, 2014,15  
Indianapolis Colts, 2015  
Cleveland Browns, 2016

**WHITLEY, CURTIS**, C (1991)  
San Diego Chargers, 1992-94  
Played in 1995 Super Bowl  
Carolina Panthers, 1995,96  
Oakland Raiders, 1997  
1995 All-Pro by Sports Illustrated

**\*WILKINS, CHRISTIAN**, DT (2018)  
Miami Dolphins, 2019,20

**WILLARD, JONATHAN**, LB (2012)  
Tennessee Titans, 2013

**WILLIAMS, BRETT**, DE (1996)  
Seattle Seahawks, 1998

**\*WILLIAMS, DeSHAWN**, DT (2014)  
Cincinnati Bengals, 2015 (PS),16  
Denver Broncos, 2018,20

**WILLIAMS, KEITH**, LB (1986)  
Los Angeles Raiders, 1987 (replacement player)

**\*WILLIAMS, MIKE**, WR (2016)  
Los Angeles Chargers, 2017-20

**WILLIAMS, PERRY**, CB (1986)  
New England Patriots, 1987 (replacement player)

**WILLIAMS, RAY**, WR (1986)  
Cleveland Browns, 1987 (replacement player)

**WILLIAMS RONALD**, RB (1992)  
Hamilton Tiger-Cats (CFL), 1997-01  
Edmonton Eskimos (CFL), 2002

**WITHERSPOON, DERRICK**, RB (1993)  
Shreveport Pirates, 1994  
Philadelphia Eagles, 1995-97

**WITHERSPOON, TERRY**, FB (2000)  
Dallas Cowboys, 2001

**WOOLFORD, DONNELL**, CB (1988)  
Chicago Bears, 1989-96  
Pittsburgh Steelers, 1997  
Carolina Panthers, 1998  
1993 Pro Bowl

**WORTHY, FRED**, End (1983 (Track))  
Oakland Invaders (USFL), 1984

**YOUNGBLOOD, KEVIN**, WR (2003)  
Atlanta Falcons, 2004-06

\* - active; Note: Pro Bowl and Super Bowl years are seasons, not year played; includes outdoor football only; includes practice squad players.



# NFL DRAFT PICKS

Date	Rd	Pick	Player, Pos.	Team
12/9/38	5	40	Don Willis, B	Giants
	16	142	Gus Goins, E	Cardinals
12/9/39	1	4	*Banks McFadden, B	Dodgers
	13	120	Joe Payne, G	Giants
	18	161	*Shad Bryant, B	Cardinals
12/22/41	5	35	Joe Blalock, E	Lions
	19	176	*Charlie Timmons, B	Redskins
4/8/43	20	189	Marion Butler, B	Bears
4/6/45	10	93	Billy Poe, B	Bears
1/14/46	6	43	Marion Woods, G	Steelers
	15	136	Jim Hough, G	Packers
	29	276	Frank Saunders, T	Packers
12/16/46	8	57	*Bill Chipley, E/DB	Yanks
	16	138	*Ralph Jenkins, C	Steelers
	27	246	Tom Salisbury, G	Giants
12/21/48	1	6	*Bobby Gage, B	Steelers
	2	14	Bobby Gage, B	Colts (AFC)
	7	71	Frank Gillespie, G	Eagles
1/18/51	3	27	*Fred Cone, B	Packers
	7	81	*Ray Matthews, B	Steelers
	11	131	Wyndie Wyndham, LB	Yanks
	12	146	*Bob Hudson, E	Giants
	22	262	*Dick Hendley, G	Steelers
	25	300	Jackie Calvert, B	Rams
1/12/52	5	59	*Bob Patton, T	Giants
	13	148	Billy Hair, B	Packers
1/22/53	6	66	Tom Barton, DL	Steelers
	10	121	Dreher Gaskin, E	Lions
	18	209	Jim Shirley, B	Bears
	29	340	Earl Wrightenberry, T	Cardinals
1/28/54	24	285	Nathan Gressette, T	Eagles
1/27/55	16	190	Clyde White, G	Eagles
	21	244	Buck George, B	Redskins
	28	334	Wingo Avery, C	Eagles
1/12/56	4	43	B.C. Inabinet, T	Colts
	22	254	Dick Marazza, T	Lions
	25	292	Billy O'Dell, B	Steelers
1/31/57	2	18	*Joel Wells, B	Packers
	3	34	*Bill Hudson, T	Cardinals
1/28/58	17	200	Bill Thomas, C	Rams
	24	280	Jim Padgett, C	Eagles
1/21/59	14	158	Jack Smith, T	Eagles
	14	162	*Mike Dukes, B	49ers
	16	192	Morris Keller, T	Colts
	20	230	Jim Payne, G	Eagles
	20	235	*Rudy Hayes, B	Steelers
1960	1	12	*Lou Cordileone, T	Giants

@		Lou Cordileone, T	Bills (AFL)	
2	13	* Harold Olson, T	Cardinals	
@		Harold Olson, T	Bills (AFL)	
@		* Harvey White, QB	Patriots (AFL)	
8	88	* Bill Mathis, HB	49ers	
@		Bill Mathis, HB	Broncos (AFL)	
14	168	* Doug Cline, FB	Giants	
@		Doug Cline, FB	Oilers (AFL)	
12/5/60	12	156	Lowndes Shingler, QB	Cowboys
	9	Lowndes Shingler, QB	Raiders (AFL)	
12/27/60	5	63	Ron Osborne, T	Colts
	10	134	Jimmy King, T	Cardinals
	14	Jimmy King, T	Oilers (AFL)	
12/4/61	3	41	* Gary Barnes, E	Packers
	9	69	Gary Barnes, E	Titans (AFL)
	29	231	Ron Osborne, T	Oilers (AFL)
12/3/62	5	67	* Don Chuy, T	Rams
	5	38	Don Chuy, T	Oilers (AFL)
12/2/63	2	23	Pat Crain, HB	Bears
	8	102	* Bob Poole, E	49ers
	15	118	Pat Crain, HB	Oilers (AFL)
	14	190	Johnny Case, E	Colts
11/28/64	5		^ John Boyette, T	Bills (AFL)
	17	237	John Boyette, T	Browns
11/27/65	7		^ Randy Smith, LB	Jets (AFL)
	9		^ Wayne Page, DE	Chargers (AFL)
	12	177	Ricky Johnson, T	Cardinals
	12	182	Wayne Page, DE	Bears
11/18/66			! Randy Smith, LB	Falcons
3/14/67	14	360	Floyd Rogers, T	Browns
1/30/68	3	64	* Harry Olszewski, G	Browns
	4	99	* Wayne Mass, T	Bears
	5	134	Jackie Jackson, RB	Browns
	9	230	Frank Liberatore, DB	Redskins
1/28/69	8	201	* Wayne Mulligan, C	Cardinals
	14	344	* John Cagle, LB	Patriots
1/27/70	3	66	* Charlie Waters, DB	Cowboys
	11	283	Ivan Southerland, T	Cowboys
	14	347	Jack King, G	49ers
1/28/71	2	30	* Dave Thompson, LB	Lions
2/1/72	3	63	* John McMakin, TE	Steelers
	9	217	Don Kelley, DB	Steelers
	14	346	* Larry Hefner, LB	Packers
1/30/73	6	155	* Rick Harrell, C	Jets
	11	266	Ed Seigler, PK	Bears
1/29/74	6	131	\$ Jay Washington, RB	Chiefs
4/8/76	1	28	* Bennie Cunningham, TE	Steelers
	10	282	* Don Testerman, RB	Dolphins

## FIRST-ROUND NFL DRAFT PICKS

Year	Player	Pos.	Pick	Team
1940	Banks McFadden	B	4	Dodgers
1949	Bobby Gage	RB	6	Steelers
1960	Lou Cordileone	L	12	Giants
1976	Bennie Cunningham	TE	28	Steelers
1979	Jerry Butler	WR	5	Bills
	Steve Fuller	QB	23	Chiefs
1980	Jim Stuckey	DT	20	49ers
1982	Jeff Bryant	DT	6	Seahawks
	Perry Tuttle	WR	19	Bills
1983	Terry Kinard	FS	10	Giants
1985	William Perry	MG	22	Bears
1987	Terrence Flagler	TB	25	49ers
1989	Donnell Woolford	CB	11	Bears
1992	Chester McGlockton	DT	16	Raiders
1993	Wayne Simmons	OLB	15	Packers
1997	Trevor Pryce	DE	28	Broncos
1998	Anthony Simmons	ILB	15	Seahawks
1999	Antwan Edwards	CB	25	Packers
2001	Rod Gardner	WR	15	Redskins
2006	Tye Hill	CB	15	Rams
2007	Gaines Adams	DE	4	Buccaneers
2010	C.J. Spiller	RB	9	Bills
2013	DeAndre Hopkins	WR	27	Texans
2014	Sammy Watkins	WR	4	Bills
2015	Vic Beasley	DE	8	Falcons
	Stephone Anthony	LB	31	Saints
2016	Shaq Lawson	DE	19	Bills
2017	Mike Williams	WR	7	Chargers
	Deshawn Watson	QB	12	Texans
2019	Clelin Ferrell	DE	4	Raiders
	Christian Wilkins	DT	13	Dolphins
	Dexter Lawrence	DT	17	Giants
2020	Isaiah Simmons	LB	8	Cardinals
	A.J. Terrell	CB	16	Falcons
2021	Trevor Lawrence	QB	1	Jaguars
	Travis Etienne	RB	25	Jaguars

	11	303	Craig Brantley, WR	Giants
	15	424	Gary Alexander, T	Colts
5/2/78	5	127	*Archie Reese, DT	49ers
	8	213	% Roy Eppes, DB	Jets
	11	305	Lacy Brumley, OT	Broncos
5/3/79	1	5	*Jerry Butler, WR	Bills
	1	23	*Steve Fuller, QB	Chiefs
	3	64	*Joe Bostic, OT	Cardinals
	4	92	*Jonathan Brooks, LB	Lions
	10	249	*Dwight Clark, WR	49ers
	11	277	*Stan Rome, WR	Chiefs
4/29/80	1	20	*Jim Stuckey, DT	49ers
	7	189	\$ Lester Brown, RB	Cowboys
	12	324	*Marvin Sims, FB	Colts
4/28/81	6	140	*Steve Durham, DT	Seahawks
	7	178	*Obed Ariri, PK	Colts
4/27/82	1	6	*Jeff Bryant, DT	Seahawks
	1	19	\$ Perry Tuttle, WR	Bills
	5	128	*Jeff Davis, LB	Buccaneers
	7	188	% Hollis Hall, DB	Chargers
	9	225	Tony Berryhill, C	Colts
	12	327	*Brian Clark, OG	Broncos
4/26/83	1	10	*Terry Kinard, FS	Giants
	3	66	*Cliff Austin, TB	Saints
	4	101	*Johnny Rembert, LB	Patriots
	5	135	*Chuck McSwain, RB	Cowboys
	7	194	*Jeff McCall, FB	Raiders
	8	205	*Andy Headen, LB	Giants
	11	282	% Danny Triplett, LB	Rams
	11	290	Bob Mayberry, OG	Seahawks
	11	298	Brian Butcher, OG	Vikings
	12	318	Frank Magwood, WR	Giants
5/1/84	3	63	*Rod McSwain, DB	Falcons
	6	143	% Jim Scott, DE	Giants
	8	213	Bob Paulling, PK	Cardinals
	11	295	Edgar Pickett, LB	Vikings
	12	320	William Devane, DT	Dolphins
	12	326	Murray Jarman, WR	Broncos
	1	11	*Kevin Mack, FB	+Browns
	2	31	% James Robinson, DT	+Giants
	3	84	% James Farr, OG	+Raiders
4/30/85	1	22	*William Perry, MG	Bears
	3	58	*Ty Davis, CB	Giants
	3	77	*Dale Hatcher, P	Rams
	5	116	*K.D. Dunn, TE	Cardinals
	6	152	\$ Reggie Pleasant, CB	Falcons
	10	260	*Donald Igwebiuke, PK	Buccaneers



# NFL DRAFT PICKS

## HIGHEST NFL DRAFT PICKS

Pick	Rd	Year	Player, Pos.	Team
1	1	2021	Trevor Lawrence, QB	Jaguars
4	1	1939	Banks McFadden, B	Dodgers
4	1	2007	Gaines Adams, DE	Buccaneers
4	1	2014	Sammy Watkins, WR	Bills
4	1	2019	Clelin Ferrell, DE	Raiders
5	1	1979	Jerry Butler, WR	Bills
6	1	1949	Bobby Gage, QB	Steelers
6	1	1982	Jeff Bryant, DT	Seahawks
7	1	2017	Mike Williams, WR	Chargers
8	1	2015	Vic Beasley, DE	Falcons
8	1	2020	Isaiah Simmons, LB	Cardinals
9	1	2010	C.J. Spiller, RB	Bills
10	1	1983	Terry Kinard, FS	Giants
11	1	1989	Donnell Woolford, CB	Bears
12	1	1960	Lou Cordileone, T	Giants
12	1	2017	Deshawn Watson, QB	Texans
13	2	1960	Harold Olson, T	Cardinals
13	1	2019	Christian Wilkins, DT	Dolphins
15	1	1993	Wayne Simmons, LB	Packers
15	1	1998	Anthony Simmons, LB	Seahawks
15	1	2001	Rod Gardner, WR	Redskins
15	1	2006	Tye Hill, CB	Rams
16	1	1992	Chester McGlockton, DT	Raiders
16	1	2020	A.J. Terrell, CB	Falcons
17	1	2019	Dexter Lawrence, DT	Giants
18	2	1957	Joel Wells, B	Packers
19	1	1982	Perry Tuttle, WR	Bills
19	1	2016	Shaq Lawson, DE	Bills
20	1	1980	Jim Stuckey, DT	49ers
22	1	1985	William Perry, MG	Bears
23	1	1979	Steve Fuller, QB	Chiefs
23	2	1963	Pat Crain, RB	Bears
25	1	1987	Terrence Flagler, RB	49ers
25	1	1999	Antwan Edwards, CB	Packers
25	1	2021	Travis Etienne, RB	Jaguars



**TREVOR LAWRENCE BECAME CLEMSON'S FIRST NO. 1 OVERALL PICK IN THE NFL DRAFT IN 2021.**

4/28/87	1	25	*Terrence Flagler, RB	49ers
	2	31	*Kenny Flowers, TB	Falcons
	2	38	*Delton Hall, CB	Steelers
	4	103	*Jim Riggs, TE	Bengals
4/24/88	2	50	*Michael Dean Perry, DT	Browns
	3	81	Tony Stephens, MG	Saints
	12	322	James Earle, LB	Steelers
4/23/89	1	11	*Donnell Woolford, CB	Bears
	4	97	*Richard McCullough, DT	Broncos
	5	113	*Keith Jennings, WR	Cowboys
	10	257	Ty Granger, OT	Buccaneers
	10	271	*Tracy Johnson, FB	Oilers
4/22/90	9	241	*Terry Allen, TB	Vikings
	10	260	Gary Cooper, WR	Saints
	10	274	Otis Moore, DT	Giants
4/21/91	2	41	*Jerome Henderson, CB	Patriots
	2	51	*Doug Thomas, WR	Seahawks
	2	53	*John Johnson, OLB	49ers
	3	78	*Chris Gardocki, P/PK	Bears
	4	86	*Dexter Davis, CB	Cardinals
	5	117	*Vance Hammond, DT	Cardinals
	10	271	Eric Harmon, OG	Eagles
	11	301	Stacy Long, OT	Bears
4/26/92	1	16	*Chester McGlockton, DT	Raiders
	2	38	*Levon Kirkland, OLB	Steelers
	5	117	*Curtis Whitley, C	Chargers
	5	125	*Ed McDaniel, ILB	Vikings
4/24/93	1	15	*Wayne Simmons, OLB	Packers
	3	72	*James Trapp, CB	Raiders
	4	91	*Rudy Harris, FB	Buccaneers
	4	106	*Ashley Sheppard, OLB	Vikings
	6	164	*Robert O'Neal, FS	Dolphins
4/24/94	2	50	*Brentson Buckner, DT	Steelers
	7	203	Andre Hewitt, OT	Browns
4/23/95	6	179	*Wardell Rouse, OLB	Buccaneers
4/20/96	2	50	*Patrick Sapp, OLB	Chargers
	2	61	*Brian Dawkins, SS	Eagles
	5	138	*Leomont Evans, FS	Redskins
4/19/97	1	28	*Trevor Pryce, DE	Broncos
	2	40	*Dexter McClean, CB	Rams
4/18/98	1	15	*Anthony Simmons, ILB	Seahawks
	4	102	*Lorenzo Bromell, DT	Dolphins
	5	129	*Raymond Priestner, TB	Rams
	6	159	*Glenn Rountree, OG	Rams
	7	210	*Jim Bunden, OT	Dolphins
4/17/99	1	25	*Antwan Edwards, CB	Packers
	2	45	*Rahim Abdullah, OLB	Browns
	5	139	*Adrian Dingle, DE	Chargers

	5	169	Chris Jones, LB	Vikings
	7	231	*O.J. Childress, LB	Giants
	7	249	Donald Broomfield, DT	Bengals
4/21/01	1	15	*Rod Gardner, WR	Redskins
	7	232	*Keith Adams, LB	Titans
	7	244	*Robert Carswell, FS	Chargers
4/25/03	4	114	*Nick Eason, DT	Broncos
	4	128	*Bryant McNeal, DE	Broncos
4/24/04	3	72	#Donnell Washington, DT	Packers
	3	77	*Derrick Hamilton, WR	49ers
4/23/05	2	57	*Justin Miller, CB	Jets
	3	98	*Leroy Hill, LB	Seahawks
	5	140	*Airese Currie, WR	Bears
4/29/06	1	15	*Tye Hill, CB	Rams
	3	81	*Charlie Whitehurst, QB	Chargers
	7	241	*Charles Bennett, DE	Buccaneers
4/28/07	1	4	*Gaines Adams, DE	Buccaneers
	3	96	*Anthony Waters, LB	Chargers
	5	139	*Dustin Fry, C	Rams
	5	159	#C.J. Gaddis, DB	Eagles
	7	235	*Chansi Stuckey, WR	Jets
4/26/08	2	32	*Phillip Merling, DE	Dolphins
	6	170	*Barry Richardson, OT	Chiefs
4/27/09	4	103	*Dorell Scott, DT	Rams
	5	165	*Chris Clemens, S	Dolphins
	5	166	*Michael Hamlin, S	Cowboys
	6	195	*James Davis, RB	Browns
4/22/10	1	9	*C.J. Spiller, RB	Bills
	4	108	*Jacoby Ford, WR	Raiders
	5	134	*Ricky Sapp, DE	Eagles
	5	164	*Crezdon Butler, DB	Steelers
	7	240	*Kavell Conner, LB	Colts
4/29/11	2	41	*Jarvis Jenkins, DT	Redskins
	2	50	*Marcus Gilchrist, CB	Chargers
	2	51	*Da'Quan Bowers, DE	Buccaneers
	4	122	*Chris Hairston, OT	Bills
	4	130	*Jamie Harper, RB	Titans
	6	173	*Byron Maxwell, CB	Seahawks
4/26/12	2	38	*Andre Branch, DE	Jaguars
	3	64	*Dwayne Allen, TE	Colts
	3	93	*Brandon Thompson, DT	Bengals
	4	115	*Coty Sensabaugh, CB	Titans
4/25-27/13	1	27	*DeAndre Hopkins, WR	Texans
	4	127	*Malliciah Goodman, DE	Falcons
	5	143	*Jonathan Meeks, S	Bills
	6	187	*Andre Ellington, RB	Cardinals
5/8-10/14	1	4	*Sammy Watkins, WR	Bills
	3	100	#Brandon Thomas, OT	49ers

	4	102	*Bashaud Breeland, CB	Redskins
	4	118	*Martavis Bryant, WR	Steelers
	6	213	Tajh Boyd, QB	Jets
4/30-5/2/15	1	8	*Vic Beasley, DE	Falcons
	1	31	*Stephone Anthony, LB	Saints
	5	137	*Grady Jarrett, DT	Falcons
	5	165	*Bradley Pinion, P	49ers
	6	188	*Tony Steward, LB	Bills
4/28-30/16	1	19	*Shaq Lawson, DE	Bills
	2	33	*Kevin Dodd, DE	Titans
	2	54	*Mackensie Alexander, CB	Vikings
	2	57	*T.J. Green, S	Colts
	4	109	*B.J. Goodson, LB	Giants
	5	166	*D.J. Reader, DT	Texans
	7	241	*Charone Peake, WR	Jets
	7	244	*Jayron Kearse, S	Vikings
	7	247	#Zac Brooks, RB	Seahawks
4/27-29/17	1	7	*Mike Williams, WR	Chargers
	1	12	*Deshawn Watson, QB	Texans
	3	97	*Cordrea Tankersley, CB	Dolphins
	4	140	*Wayne Gallman, RB	Giants
	4	142	*Carlos Watkins, DT	Texans
	5	150	*Jordan Leggett, TE	Jets
4/26-28/18	3	100	*Dorian O'Daniel, LB	Chiefs
	6	185	*Deon Cain, WR	Colts
	6	187	*Ray-Ray McCloud, WR	Bills
4/25-27/19	1	4	*Clelin Ferrell, DE	Raiders
	1	13	*Christian Wilkins, DT	Dolphins
	1	17	*Dexter Lawrence, DT	Giants
	2	40	*Trayvon Mullen, CB	Raiders
	4	117	*Austin Bryant, DE	Lions
	5	149	*Hunter Renfrow, WR	Raiders
4/23-25/20	1	8	*Isaiah Simmons, LB	Cardinals
	1	16	*A.J. Terrell, CB	Falcons
	2	33	*Tee Higgins, WR	Bengals
	3	100	Tanner Muse, S	Raiders
	4	109	*John Simpson, OG	Raiders
	4	127	*K'Von Wallace, S	Eagles
	7	250	*Tremayne Anchrum, OT	Rams
4/29-5/1/21	1	1	Trevor Lawrence, QB	Jaguars
	1	25	Travis Etienne, RB	Jaguars
	2	46	Jackson Carman, OT	Bengals
	3	85	Amari Rodgers, WR	Packers
	5	181	Cornell Powell, WR	Chiefs

\* - played in an NFL game; \$ - played in Canada; % - played in USFL; @ - one of many "first-round" selections in old AFL draft system; ^ - AFL redshirt draft; # - made practice squad only; ! - supplemental draft; + - supplemental draft of USFL players



# NFL ALUMNI GAMES & SEASONS

Player, Pos.	G	Yrs	Rd	Pick
Rahim Abdullah, OLB	29	2	2	45
Gaines Adams, DE	47	3	1	4
Keith Adams, LB	85	7	7	232
Kevin Alexander, DE	8	1		FA
<b>Mackensie Alexander, CB</b>	<b>68</b>	<b>5</b>	<b>2</b>	<b>54</b>
Dwayne Allen, TE	86	7	3	64
Terry Allen, TB	130	10	9	241
<b>Tremayne Anchrum, OL</b>	<b>12</b>	<b>1</b>	<b>7</b>	<b>250</b>
Stephone Anthony, LB	62	5	1	31
Obed Arii, PK	18	2	7	178
Cliff Austin, RB	58	5	3	66
Thomas Austin, OG	8	3		FA
Bob Baldwin, B	9	1		FA
Mike Barber, LB	51	5		FA
Gary Barnes, OE	60	5	3	41
Tavaris Barnes, DE	12	1		FA
<b>Vic Beasley, DE</b>	<b>88</b>	<b>6</b>	<b>1</b>	<b>8</b>
Dan Benish, DT	55	5		FA
Charles Bennett, DE	3	1	7	241
Jeff Bostic, C	184	14		FA
Joe Bostic, OG	132	10	3	64
Da'Quan Bowers, DE	50	4	2	51
Andre Branch, DE	95	7	2	38
<b>Bashaud Breeland, CB</b>	<b>94</b>	<b>7</b>	<b>4</b>	<b>102</b>
Lorenzo Bromell, DE	77	7	4	102
Jonathan Brooks, LB	20	2	4	92
Jaron Brown, WR	101	7		FA
Kourtnei Brown, DE	5	2		FA
<b>Austin Bryant, DE</b>	<b>10</b>	<b>2</b>	<b>4</b>	<b>117</b>
Jeff Bryant, DT	175	12	1	6
Martavis Bryant, WR	44	4	4	118
Brentson Buckner, DT	174	12	2	50
Jim Bundern, C	27	2	7	210
Crezdon Butler, CB	45	7	5	164
Jerry Butler, WR	88	7	1	5
John Cagle, DT/LB/G	6	1	14	344
<b>Deon Cain, WR</b>	<b>15</b>	<b>2</b>	<b>6</b>	<b>185</b>
Ken Callicutt, TB	66	5		FA
Robert Carswell, SS	18	2	7	244
Chandler Catanzaro, PK	77	5		FA
O.J. Childress, LB	4	1	7	231
Bill Chiple, E/DB	30	3	8	57
Don Chuy, OG	82	7	5	67
Vince Ciurciu, FB/LB	74	7		FA
Dwight Clark, WR	134	9	10	249
Chris Clemons, S	80	7	5	165
Doug Cline, LB	95	7	14	168
James Coley, TE	23	2		FA
Fred Cone, B/PK	94	8	3	27
Kavell Conner, LB	78	6	7	240
Lou Cordileone, OT	75	6	1	12
Darrel Crutchfield, CB	4	1		FA
Bennie Cunningham, TE	118	10	1	28
Airese Currie, WR	1	1	5	140
Woodrow Dantzler, RB	14	2		FA
Billy Davis, DB	1	1		FA
Dexter Davis, CB	59	6	4	86
James Davis, RB	9	2	6	195
Jeff Davis, LB	83	6	5	128

Ty Davis, CB	7	1	3	58
Brian Dawkins, SS	224	16	2	61
Adrian Dingle, DE	70	5	5	139
Kevin Dodd, DE	14	2	2	33
Stacey Driver, TB	2	1		FA
Mike Dukes, LB	81	6	14	162
K.D. Dunn, TE	33	5	5	116
Steve Durham, DE	8	1	6	145
Nick Eason, DT	117	9	4	114
Antwan Edwards, CB	71	7	1	25
Andre Ellington, RB	65	5	6	187
Leomont Evans, FS	59	4	5	138
<b>Clelin Ferrell, DE</b>	<b>26</b>	<b>2</b>	<b>1</b>	<b>4</b>
<b>Mark Fields, CB</b>	<b>5</b>	<b>2</b>		<b>FA</b>
Terrence Flagler, TB	41	5	1	25
Kenny Flowers, TB	16	2	2	31
Jacoby Ford, WR	38	3	4	108
Dalton Freeman, C	16	1		FA
George Fritts, OT	10	1		FA
Dustin Fry, C	4	1	5	139
Jamaal Fudge, DB	31	3		FA
Steve Fuller, QB	90	7	1	23
Bobby Gage, TB	22	2	1	6
<b>Wayne Gallman, RB</b>	<b>53</b>	<b>4</b>	<b>4</b>	<b>140</b>
Rod Gardner, WR	91	6	1	15
Chris Gardocki, P/PK	244	16	3	78
<b>Marcus Gilchrist, CB</b>	<b>128</b>	<b>10</b>	<b>2</b>	<b>50</b>
Malliciah Goodman, DE	34	3	4	127
<b>B.J. Goodson, LB</b>	<b>66</b>	<b>5</b>	<b>4</b>	<b>109</b>
<b>T.J. Green, S</b>	<b>34</b>	<b>4</b>	<b>2</b>	<b>57</b>
Marrio Grier, FB	32	2	6	195
Steve Griffin, TB	4	1		FA
Tyler Grisham, WR	4	1		FA
Chris Hairston, OT	74	6	4	122
Delton Hall, CB	76	6	2	38
Lamont Hall, TE	94	6		FA
Derrick Hamilton, WR	2	1	3	77
Michael Hamlin, S	12	2	5	166
Jamie Harper, RB	23	2	4	130
Rick Harrell, C	4	1	6	155
Rudy Harris, FB	18	2	4	91
Dale Hatcher, P	99	7	3	77
Rudy Hayes, LB	28	3	20	235
Andy Headen, LB	74	6	8	205
Taylor Hearn, OG	4	1		FA
Larry Hefner, LB	34	4	14	346
Jerome Henderson, CB	98	8	2	41
Dick Hendley, QB	7	1	22	262
<b>Tee Higgins, WR</b>	<b>16</b>	<b>1</b>	<b>2</b>	<b>33</b>
Leroy Hill, LB	97	8	3	98
Ty Hill, CB	40	5	1	15
<b>DeAndre Hopkins, WR</b>	<b>126</b>	<b>8</b>	<b>1</b>	<b>27</b>
Tony Horne, WR	39	3		FA
Bill Hudson, DT	32	3	3	34
Bob Hudson, DE/LB/DB	106	10	12	146
<b>Albert Huggins, DT</b>	<b>5</b>	<b>2</b>		<b>FA</b>
Corey Hulsey, OG	40	5		FA
<b>Adam Humphries, WR</b>	<b>79</b>	<b>6</b>		<b>FA</b>
Donald Igwebuike, PK	80	6	10	260
Brandon Jamison, LB	22	2		FA

## NFL SEASON LEADERS

Player	Years	GP	Seasons
Chris Gardocki	1991-06	244	16
Brian Dawkins	1996-11	224	16
Jeff Bostic	1980-93	184	14
Trevor Pryce	1997-10	184	14
Jeff Bryant	1982-93	175	12
Chester McGlockton	1992-03	179	12
Brentson Buckner	1994-05	174	12
Charlie Waters	1970-82	160	11
Levon Kirkland	1992-02	176	11
James Trapp	1993-03	149	11
Ray Mathews	1951-60	114	10
Bob Hudson	1951-61	106	10
Bill Mathis	1960-69	137	10
Bennie Cunningham	1975-85	118	10
Joe Bostic	1979-88	132	10
Johnny Rembert	1983-92	126	10
William Perry	1986-95	138	10
Michael Dean Perry	1988-97	148	10
Terry Allen	1991-02	130	10
Ed McDaniel	1992-01	125	10
Dexter McClean	1997-06	148	10
<b>Marcus Gilchrist</b>	<b>2011-20</b>	<b>128</b>	<b>10</b>

Note: Years are total seasons played at least one game; years lost to injury do not count; bold denotes active player.

<b>Grady Jarrett, DT</b>	<b>93</b>	<b>6</b>	<b>5</b>	<b>137</b>
Jarvis Jenkins, DT	98	7	2	41
Ralph Jenkins, C	NA	1	16	138
Keith Jennings, WR	92	8	5	113
John Johnson, OLB	46	5	2	53
Tracy Johnson, FB	121	8	10	271
<b>Jayron Kearse, S</b>	<b>73</b>	<b>5</b>	<b>7</b>	<b>244</b>
Steve Kenney, OT	89	7		FA
Tyler Kinard, DB	121	8	1	10
Levon Kirkland, OLB	176	11	2	38
Al Latimer, DB	40	4		FA
<b>Dexter Lawrence, DT</b>	<b>32</b>	<b>2</b>	<b>1</b>	<b>17</b>
<b>Shaq Lawson, DE</b>	<b>64</b>	<b>5</b>	<b>1</b>	<b>19</b>
John Leake, LB	25	2		FA
Jordan Leggett, TE	15	1	5	150
Kevin Mack, RB	99	9		USFL
Terrence Mack, DE	5	1		FA
Wayne Mass, T	59	5	4	99
Ray Mathews, E	114	10	7	81
Bill Mathis, RB	137	10	8	88
Byron Maxwell, DE	83	7	6	173
Jim McCannless, OG	1	1		FA
<b>Ray-Ray McCloud, WR</b>	<b>32</b>	<b>3</b>	<b>6</b>	<b>187</b>
Dexter McClean, CB	148	10	2	40
Richard McCullough, DT	16	2	4	97
Ed McDaniel, ILB	125	10	5	125
Banks McFadden, B	11	1	1	4
Chester McGlockton, DT	179	12	1	16
John McMakin, TE	60	5	3	63
Chuck McSwain, RB	19	3	5	135
Rod McSwain, DB	90	7	3	63
Jonathan Meeks, S	38	3	5	143
Phillip Merling, DE	53	6	2	32
Justin Miller, CB	45	5	2	57
Eldridge Milton, LB	3	1		FA
Dwayne Morgan, OT	5	1		FA
<b>Trayvon Mullen, CB</b>	<b>32</b>	<b>2</b>	<b>2</b>	<b>40</b>
Wayne Mulligan, C	87	7	8	201
<b>Dorian O'Daniel, LB</b>	<b>41</b>	<b>3</b>	<b>3</b>	<b>100</b>
Harold Olson, OT	70	5	2	13
Robert O'Neal, FS	2	1	6	164
Joe Paglieli, B	18	2		FA
Michael Palmer, TE	74	5		FA
Bob Patton, OT	12	1	5	59
Charone Peake, WR	31	3	7	241
Michael Dean Perry, DT	148	10	2	50
William Perry, MG/FB	138	10	1	22
<b>Bradley Pinion, P</b>	<b>96</b>	<b>6</b>	<b>5</b>	<b>165</b>
Reggie Pleasant, CB	3	1	6	152
Bob Poole, E	50	4	8	102
Robert Potts, T	16	1		FA
Trevor Pryce, DT	184	14	1	28
<b>D.J. Reader, DT</b>	<b>66</b>	<b>5</b>	<b>5</b>	<b>166</b>
Archie Reese, DE	83	6	5	127
Marion Reeves, TB	14	1		FA
Johnny Rembert, LB	126	10	4	101
<b>Hunter Renfrow, WR</b>	<b>29</b>	<b>2</b>	<b>5</b>	<b>149</b>
Barry Richardson, OT	65	6	6	170
Jim Riggs, TE	82	7	4	103

## NFL GAME LEADERS

Player	Years	Seasons	GP
Chris Gardocki	1991-06	16	244
Brian Dawkins	1996-11	16	224
Jeff Bostic	1980-93	14	184
Trevor Pryce	1997-10	14	184
Chester McGlockton	1992-03	12	179
Levon Kirkland	1992-02	11	176
Jeff Bryant	1982-93	12	175
Brentson Buckner	1994-05	12	174
Charlie Waters	1970-82	11	160
James Trapp	1993-03	11	149
Michael Dean Perry	1994-05	10	148
Dexter McClean	1997-06	10	148
William Perry	1986-95	10	138
Bill Mathis	1960-69	10	137
Dwight Clark	1979-87	9	134
Joe Bostic	1979-88	10	132
Terry Allen	1991-01	10	130
<b>Marcus Gilchrist</b>	<b>2011-20</b>	<b>10</b>	<b>128</b>
Johnny Rembert	1983-92	10	126
Donnell Woolford	1989-97	9	126
<b>DeAndre Hopkins</b>	<b>2013-20</b>	<b>8</b>	<b>126</b>
Ed McDaniel	1992-01	10	125

Note: Years are total seasons played at least one game; years lost to injury do not count; bold denotes active player.

Stan Rome, WR	42	4		FA
Wardell Rouse, OLB	16	1	6	179
Larry Ryans, WR	3	1		FA
Patrick Sapp, OLB	63	4	2	50
Ricky Sapp, DE	17	3	5	134
Charley Sarrett, QB	8	1	12	101
Dorell Scott, DT	33	3	4	103
Coty Sensabaugh, CB	107	8	4	115
<b>Tyler Shatley, OL</b>	<b>94</b>	<b>7</b>		<b>FA</b>
Ashley Sheppard, OLB	21	3	4	106
Anthony Simmons, LB	87	7	1	15
<b>Isaiah Simmons, LB</b>	<b>16</b>	<b>1</b>	<b>1</b>	<b>8</b>
Wayne Simmons, OLB	90	6	1	15
<b>John Simpson, OL</b>	<b>7</b>	<b>1</b>	<b>4</b>	<b>109</b>
Marvin Sims, FB	32	2	12	324
C.J. Spiller, RB	90	8	1	9
Darnell Stephens, OLB	14	2		FA
Tony Steward, LB	7	1	6	188
Chansi Stuckey, WR	55	4	7	235
Jim Stuckey, DT	93	7	1	20
<b>Cordrea Tankersley, CB</b>	<b>19</b>	<b>3</b>	<b>3</b>	<b>97</b>
<b>A.J. Terrell, CB</b>	<b>14</b>	<b>1</b>	<b>1</b>	<b>16</b>
Don Testerman, RB	49	4	10	282
Doug Thomas, WR	39	3	2	51
Brandon Thompson, DT	53	5	3	93
Dave Thompson, OL	56	5	2	30
Sid Tinsley, TB	9	1		FA
James Trapp, DB	149	11	3	72
David Treadwell, PK	93	6		FA
Perry Tuttle, WR	24	3	1	19
Khaleed Vaughn, DE	3	1		FA
Gregory Walker, OG	7	1		FA
<b>K'Von Wallace, S</b>	<b>15</b>	<b>1</b>	<b>4</b>	<b>127</b>
Henry Walls, LB	3	1		FA
Joey Walters, WR/DB	5	1		FA
Anthony Waters, LB	20	3	3	96
Charlie Waters, CB	160	11	3	66
<b>Carlos Watkins, DT</b>	<b>42</b>	<b>4</b>	<b>5</b>	<b>142</b>
<b>Sammy Watkins, WR</b>	<b>86</b>	<b>7</b>	<b>1</b>	<b>4</b>
<b>Deshawn Watson, QB</b>	<b>54</b>	<b>4</b>	<b>1</b>	<b>12</b>
Joel Wells, B	14	1	2	18
Harvey White, QB^	9	1	1	NA
Charlie Whitehurst, QB	24	6	3	
Curtis Whitely, C	72	6	5	117
<b>Christian Wilkins, DT</b>	<b>30</b>	<b>2</b>	<b>1</b>	<b>13</b>
<b>DeShawn Williams, DT</b>	<b>18</b>	<b>2</b>	<b>1</b>	<b>7</b>
<b>Mike Williams, WR</b>	<b>56</b>	<b>4</b>	<b>1</b>	<b>7</b>
Perry Williams, CB	3	1		FA
Derrick Witherspoon, RB	34	3		FA
Terry Witherspoon, RB	3	1		FA
Donnell Woolford, CB	126	9	1	11
Kevin Youngblood, WR	1	1		FA

^ - one of many first-round AFL selections;  
FA - free agent; USFL - drafted by the USFL,  
then moved to the NFL through dispersal draft;  
Note: Includes players who have appeared in at  
least one game; years denote number of seasons  
played in at least one game; **bold** denotes player  
who played in an NFL game in 2020.

# NFL ALUMNI HONORS

## PRO FOOTBALL HALL OF FAME

2018 - Brian Dawkins, DB, Eagles, Broncos

## NFL ALL-DECADE TEAM

1990s - Levon Kirkland, LB, Steelers  
2000s - Brian Dawkins, S, Eagles

## NFL PLAYER-OF-THE-YEAR

1982 - ^Dwight Clark, WR, 49ers

## AFC ROOKIE-OF-THE-YEAR

1979 - \*Jerry Butler, WR, Bills

## ALL-ROOKIE TEAM

1979 - Jerry Butler, WR, Bills  
Joe Bostic, OG, Cardinals  
1980 - Jim Stuckey, DT, 49ers  
1982 - Jeff Bryant, DT, Seahawks  
1983 - Terry Kinard, FS, Giants  
1985 - Kevin Mack, RB, Browns  
William Perry, MG/FB, Bears  
Dale Hatcher, P, Rams  
1987 - Delton Hall, CB, Steelers  
1988 - Michael Dean Perry, DT, Browns  
1989 - David Treadwell, PK, Broncos  
1993 - Wayne Simmons, OLB, Packers  
1996 - Brian Dawkins, SS, Eagles  
1998 - Lorenzo Bromell, DE, Dolphins  
2001 - Rod Gardner, WR, Redskins  
2006 - Tye Hill, CB, Rams  
2007 - Gaines Adams, DE, Buccaneers  
2010 - Kavell Conner, LB, Colts  
Jacob Ford, WR, Raiders  
2012 - Dwayne Allen, TE, Colts  
2013 - Andre Ellington, RB, Cardinals  
DeAndre Hopkins, WR, Texans  
2014 - Bashaud Breeland, CB, Redskins  
Chandler Catanzaro, PK, Cardinals  
Sammy Watkins, WR, Bills  
2015 - Stephone Anthony, LB, Saints  
2017 - Deshaun Watson, QB, Texans  
2019 - Dexter Lawrence, DT, Giants  
2020 - Tee Higgins, WR, Bengals  
A.J. Terrell, CB, Falcons

## ALL-PRO SELECTIONS

1952 - Ray Mathews, RB, Steelers  
1961 - Bill Mathis, FB, Jets  
1962 - Harold Olson, T, Bills  
1977 - Charlie Waters, DB, Cowboys  
1978 - Charlie Waters, DB, Cowboys  
1980 - Jerry Butler, WR, Bills  
1981 - Dwight Clark, WR, 49ers  
1982 - Dwight Clark, WR, 49ers  
1983 - Jeff Bostic, C, Redskins  
1985 - Dale Hatcher, P, Rams  
1988 - ^Johnny Rember, LB, Patriots  
1989 - Michael Dean Perry, DT, Browns  
David Treadwell, PK, Broncos  
1990 - Michael Dean Perry, DT, Browns  
1991 - Michael Dean Perry, DT, Browns  
1992 - Michael Dean Perry, DT, Browns  
1993 - Michael Dean Perry, DT, Browns  
1994 - Michael Dean Perry, DT, Browns  
Chester McGlockton, DT, Raiders  
Terry Allen, RB, Vikings  
1995 - Michael Dean Perry, DT, Broncos  
Terry Allen, TB, Redskins  
Chester McGlockton, DT, Raiders  
^Curtis Whitley, C, Panthers  
1996 - Chester McGlockton, DT, Raiders  
Chris Gardocki, P, Colts  
Terry Allen, TB, Redskins  
Levon Kirkland, LB, Steelers  
Michael Dean Perry, DT, Broncos  
1997 - Levon Kirkland, LB, Steelers  
1999 - Trevor Pryce, DT, Broncos  
Tony Horne, KR, Rams  
2000 - Chris Gardocki, P, Browns  
Trevor Pryce, DT, Broncos  
2001 - Brian Dawkins, DB, Eagles  
Trevor Pryce, DT, Broncos  
2002 - Brian Dawkins, DB, Eagles  
2004 - Brian Dawkins, DB, Eagles  
2006 - Brian Dawkins, DB, Eagles  
Justin Miller, KR, Jets  
2009 - Brian Dawkins, DB, Broncos  
2015 - DeAndre Hopkins, WR, Texans  
2016 - Vic Beasley, LB, Falcons

2017 - DeAndre Hopkins, WR, Texans  
2018 - DeAndre Hopkins, WR, Texans  
2019 - DeAndre Hopkins, WR, Texans  
Grady Jarrett, DT, Falcons  
2020 - DeAndre Hopkins, WR, Cardinals

## PRO BOWL SELECTIONS

1952 - Ray Mathews, HB, Steelers  
1955 - Ray Mathews, HB, Steelers  
1961 - Bill Mathis, RB, Jets  
1962 - Bill Hudson, DT, Chargers  
1963 - Bill Mathis, RB, Jets  
1976 - Charlie Waters, DB, Cowboys  
1977 - Charlie Waters, DB, Cowboys  
1978 - Charlie Waters, DB, Cowboys  
1980 - Jerry Butler, WR, Bills  
1982 - Dwight Clark, WR, 49ers  
1983 - Dwight Clark, WR, 49ers  
Jeff Bostic, C, Redskins  
1985 - Kevin Mack, RB, Browns  
Dale Hatcher, P, Rams  
1987 - Kevin Mack, RB, Browns  
1988 - Johnny Rember, LB, Patriots  
Terry Kinard, FS, Giants  
1989 - Michael Dean Perry, DT, Browns  
David Treadwell, PK, Broncos  
Johnny Rember, LB, Patriots  
1990 - Michael Dean Perry, DT, Browns  
1991 - Michael Dean Perry, DT, Browns  
1993 - Michael Dean Perry, DT, Browns  
Donnell Woolford, CB, Bears  
1994 - Michael Dean Perry, DT, Browns  
Chester McGlockton, DT, Raiders  
1995 - Chester McGlockton, DT, Raiders  
1996 - Chester McGlockton, DT, Raiders  
Michael Dean Perry, DT, Broncos  
Levon Kirkland, ILB, Steelers  
Chris Gardocki, P, Colts  
Terry Allen, TB, Redskins  
1997 - Chester McGlockton, MG, Raiders  
Levon Kirkland, LB, Steelers  
1998 - Ed McDaniel, LB, Vikings  
1999 - Brian Dawkins, DB, Eagles  
Trevor Pryce, DT, Broncos  
2000 - Trevor Pryce, DT, Broncos  
2001 - Brian Dawkins, DB, Eagles  
Trevor Pryce, DT, Broncos  
2002 - Brian Dawkins, DB, Eagles  
Trevor Pryce, DT, Broncos  
2004 - Brian Dawkins, DB, Eagles  
2005 - Brian Dawkins, DB, Eagles  
2006 - Brian Dawkins, DB, Eagles  
Justin Miller, KR, Jets  
2008 - Brian Dawkins, DB, Eagles  
2009 - Brian Dawkins, DB, Broncos  
2011 - Brian Dawkins, DB, Broncos  
2012 - C.J. Spiller, RB, Bills  
2015 - DeAndre Hopkins, WR, Texans  
2016 - Vic Beasley, LB, Falcons  
2017 - DeAndre Hopkins, WR, Texans  
2018 - DeAndre Hopkins, WR, Texans  
Deshaun Watson, QB, Texans  
2019 - DeAndre Hopkins, WR, Texans  
Grady Jarrett, DT, Falcons  
Deshaun Watson, QB, Texans  
2020 - DeAndre Hopkins, WR, Cardinals  
Grady Jarrett, DT, Falcons  
Deshaun Watson, QB, Texans

Note: By season, not calendar year of game.

## SUPER BOWL CHAMPIONS

1968 - Bill Mathis, RB, Jets  
1971 - Charlie Waters, S, Cowboys  
1974 - John McMakin, TE, Steelers  
1977 - Charlie Waters, S, Cowboys  
1978 - Bennie Cunningham, TE, Steelers  
1979 - Bennie Cunningham, TE, Steelers  
1981 - Dwight Clark, WR, 49ers  
Archie Reese, DT, 49ers  
Jim Stuckey, DT, 49ers  
1982 - Jeff Bostic, C, Redskins  
1984 - Dwight Clark, WR, 49ers  
Jim Stuckey, DT, 49ers  
1985 - Steve Fuller, QB, Bears  
William Perry, MG, Bears  
1986 - Ty Davis, CB, Giants  
Andy Headen, LB, Giants  
Terry Kinard, FS, Giants  
1987 - Obed Ariri, PK, Redskins



A.J. TERRELL WAS ONE OF TWO FORMER TIGERS NAMED TO THE 2020 ALL-ROOKIE TEAM.

Dan Benish, DT, Redskins  
Jeff Bostic, C, Redskins  
K.D. Dunn, TE, Redskins  
1988 - Terrence Flagler, RB, 49ers  
1989 - Terrence Flagler, RB, 49ers  
1991 - Jeff Bostic, C, Redskins  
1996 - Wayne Simmons, LB, Packers  
1997 - Trevor Pryce, DT, Broncos  
1998 - Trevor Pryce, DT, Broncos  
1999 - Tony Horne, WR, Rams  
Dexter McClean, CB, Rams  
2000 - James Trapp, DB, Ravens  
2005 - Chris Gardocki, P, Steelers  
2008 - Nick Eason, DT, Steelers  
2009 - Anthony Waters, LB, Saints  
2013 - Byron Maxwell, CB, Seahawks  
2018 - Dwayne Allen, TE, Patriots  
2019 - Bashaud Breeland, CB, Chiefs  
Dorian O'Daniel, LB, Chiefs  
Sammy Watkins, WR, Chiefs  
2020 - Bradley Pinion, P, Buccaneers  
Note: By season, not calendar year of game.

## LED NFL IN A STAT CATEGORY

1952 - Ray Mathews, Steelers  
Yards/All-Purpose Play (8.7)  
Punt Returns for Touchdowns (2)  
1955 - Fred Cone, Packers  
Field Goals (16-24)  
Ray Mathews, Steelers  
Yards/Play From Scrimmage (9.6)  
1982 - Dwight Clark, 49ers  
Receptions (60)  
Yards/Touch (15.2)  
1985 - Dale Hatcher, Rams  
Net Punting (38.0)  
1987 - Delton Hall, Steelers  
Non-Offensive Touchdowns (2)  
Dale Hatcher, Rams  
Punting Yards (3,140)  
1990 - Terry Kinard, Giants  
Fumble Return Yards (72)  
1996 - Chris Gardocki, Colts  
Net Punting (39.0)  
Terry Allen, Redskins  
Touchdowns (21)  
Rushing Touchdowns (21)  
1999 - Tony Horne, Rams  
Kickoff Return Average (29.7)  
Kickoff Return Touchdowns (2)  
2000 - Chris Gardocki, Browns  
Punts (108)  
Punting Yards (4,919)  
2006 - Justin Miller, Jets  
Kickoff Return Average (28.3)  
2008 - Justin Miller, Raiders  
Kickoff Return Touchdowns (2)  
2010 - Jacoby Ford, Raiders  
Kickoff Return Touchdowns (3)  
Non-Offensive Touchdowns (3)  
2012 - C.J. Spiller, Bills  
Yards/Carry By a RB (6.0)  
2013 - Andre Ellington, Cardinals  
Yards/Carry By a RB (5.5)  
2016 - Vic Beasley, Falcons  
Sacks (15.5)  
Bradley Pinion, 49ers  
Punts (100)  
2017 - DeAndre Hopkins, Texans  
Receiving Touchdowns (13)  
2019 - Deshaun Watson, Texans  
Game-Winning Drives (5)  
Mike Williams, Chargers  
Yards/Reception (20.2)  
2020 - Deshaun Watson, Texans  
Passing Yards (4,823)  
Passing Yards/Attempt (8.9)  
Yards/Completion (12.6)  
Total Offense (5,267)

\* - UPI, Sporting News; ^ - Sports Illustrated



# YEAR-BY-YEAR TEAM RECORDS

Year	Home	Away	Neutral	Conf.	Finish	Overall	Win %	Scoring	Captain(s)	Head Coach(es)
1896	0-0	2-1	0-0	-----	-----	2-1	.667	36-18	R.G. Hamilton	Walter Riggs
1897	0-0	2-2	0-0	-----	-----	2-2	.500	28-58	W.T. Brock	W.M. Williams
1898	1-0	1-1	1-0	-----	-----	3-1	.750	110-20	Shack Shealy	John Penton
1899	0-0	1-2	3-0	-----	-----	4-2	.667	109-50	J.N. Walker	Walter Riggs
1900	1-0	3-0	2-0	3-0	1st	6-0	1.000	222-10	J.N. Walker	John Heisman
1901	1-0	1-0-1	1-1	1-0-1	-----	3-1-1	.700	190-38	Claude Douthit	John Heisman
1902	2-0	4-1	0-0	5-1	1st	6-1	.857	152-22	Hope Sadler	John Heisman
1903	0-0	3-1	1-0-1	2-0-1	T-1st	4-1-1	.750	167-22	Hope Sadler	John Heisman
1904	1-1	1-1-1	1-1	-----	-----	3-3-1	.500	50-45	John B. Holland	Shack Shealy
1905	0-0-1	2-2	1-0	-----	-----	3-2-1	.583	101-63	O.L. Derrick	Eddie Cochems
1906	3-0-1	1-0-1	0-0-1	4-0	T-1st	4-0-3	.786	38-4	Fritz Furtick	Bob Williams
1907	2-2	1-1	1-1	-----	-----	4-4	.500	67-45	J.M. McLaurin	Frank Shaughnessy
1908	1-1	0-3	0-2	-----	-----	1-6	.143	26-104	Sticker Coles	John Stone
1909	2-0	2-2	2-1	-----	-----	6-3	.667	93-43	C.M. Robbs	Bob Williams
1910	1-1	3-2	0-0-1	-----	-----	4-3-1	.563	106-54	W.H. Hankel	Frank Dobson
1911	1-2	2-1	0-2	-----	-----	3-5	.375	71-118	Paul Bissell	Frank Dobson
1912	2-0	2-3	0-1	-----	-----	4-4	.500	177-126	W.B. Britt	Frank Dobson
1913	1-1	3-2	0-1	-----	-----	4-4	.500	112-98	A.P. Gandy	Bob Williams
1914	0-0	4-3-1	1-0	-----	-----	5-3-1	.611	168-123	W.A. Schilleter	Bob Williams
1915	0-0-1	2-1-1	0-3	-----	-----	2-4-2	.375	113-48	W.K. McGill	Bob Williams
1916	2-1	1-1	0-4	-----	-----	3-6	.333	81-147	S.S. Major	Wayne Hart
1917	1-1	3-0	2-1	-----	-----	6-2	.750	183-64	F.L. Witsell	Edward Donahue
1918	3-1	1-1	1-0	-----	-----	5-2	.714	198-101	Stumpy Banks	Edward Donahue
1919	4-0	1-2-2	1-0	-----	-----	6-2-2	.700	152-55	Stumpy Banks	Edward Donahue
1920	3-1-1	0-5	1-0	-----	-----	4-6-1	.409	98-146	Boo Armstrong	Edward Donahue
1921	1-1	0-5-1	0-0-1	0-3	14th	1-6-2	.222	48-187	J.H. Spearman	E.J. Stewart
1922	3-1	2-2	0-1	1-2	11th	5-4	.556	170-109	E.H. Emanuel	E.J. Stewart
1923	3-0-1	2-2	0-0	1-1-1	12th	5-2-1	.688	91-65	Butch Holohan	Bud Saunders
1924	2-2	0-2	0-2	0-3	T-18th	2-6	.250	80-96	Charlie Robinson	Bud Saunders
1925	0-3	1-4	0-0	0-4	T-20th	1-7	.125	27-160	G.I. Finklea	Bud Saunders
1926	2-2	0-5	0-0	0-3	18th	2-7	.222	20-169	B.C. Harvey	Bud Saunders (4), Bob Williams (5)
1927	3-0-1	2-3	0-0	2-2	8th	5-3-1	.611	73-84	Bud Eskew	Josh Cody
1928	3-0	3-2	2-1	4-2	T-7th	8-3	.727	192-77	O.K. Pressley	Josh Cody
1929	4-0	2-2	2-1	3-3	12th	8-3	.727	236-110	O.D. Padgett	Josh Cody
1930	3-0	2-1	3-1	3-2	12th	8-2	.800	239-82	Johnnie Justus	Josh Cody
1931	0-1-1	0-2-1	1-3	1-4	20th	1-6-2	.222	19-164	A.D. Fordham	Jess Neely
1932	2-1	1-4-1	0-0	0-4	20th	3-5-1	.389	89-111	Bob Miller	Jess Neely
1933	2-0-1	0-4-1	1-2	1-1	6th	3-6-2	.364	50-98	John Heinemann	Jess Neely
1934	2-0	2-4	1-0	2-1	5th	5-4	.556	89-85	Henry Woodward	Jess Neely
1935	2-0	3-3	1-0	2-1	4th	6-3	.667	147-99	Henry Shore	Jess Neely
1936	2-1	3-4	0-0	3-2	5th	5-5	.500	98-95	Net Berry	Jess Neely
1937	2-0	2-4-1	0-0	2-0-1	3rd	4-4-1	.500	128-64	H.D. Lewis	Jess Neely
1938	2-0	4-1	1-0-1	3-0-1	2nd	7-1-1	.833	145-56	Charlie Woods	Jess Neely
1939	2-0	5-1	2-0	4-0	2nd	9-1	.900	165-45	Joe Payne	Jess Neely
1940	2-0	3-2-1	1-0	4-0	1st	6-2-1	.722	182-73	Red Sharpe	Frank Howard
1941	2-0	3-2	2-0	5-1	3rd	7-2	.778	233-90	Wade Padgett	Frank Howard
1942	2-1	1-4	0-1-1	2-3-1	9th	3-6-1	.350	100-138	Charlie Wright	Frank Howard
1943	0-2	1-2	1-2	2-3	T-7th	2-6	.250	94-185	Ralph Jenkins	Frank Howard
1944	2-0	1-5	1-0	3-1	3rd	4-5	.444	165-179	Ralph Jenkins	Frank Howard
1945	3-1	3-2-1	0-0	2-1-1	4th	6-3-1	.650	211-73	Ralph Jenkins	Frank Howard
1946	2-1	1-4	1-0	2-3	11th	4-5	.444	147-174	Chip Clark	Frank Howard
1947	2-1	2-4	0-0	1-3	12th	4-5	.444	206-146	Cary Cox	Frank Howard
1948	4-0	5-0	2-0	5-0	1st	11-0	1.000	274-76	Bob Martin, Phil Prince	Frank Howard
1949	2-2-1	2-2	0-0-1	2-2	8th	4-4-2	.500	232-216	Gene Moore	Frank Howard
1950	4-0	5-0-1	0-0	3-0-1	2nd	9-0-1	.950	343-76	Fred Cone	Frank Howard
1951	4-0	3-2	0-1	3-1	4th	7-3	.700	196-97	Bob Patton	Frank Howard
1952	1-1	1-5-1	0-0	-----	*	2-6-1	.278	112-157	George Rodgers	Frank Howard
1953	2-2	1-3-1	0-0	1-2	6th	3-5-1	.389	139-172	Dreher Gaskin, Nathan Gressette	Frank Howard
1954	3-1	0-4	2-0	1-2	5th	5-5	.500	193-121	Buck George, Scott Jackson, Mark Kane, Clyde White	Frank Howard
1955	3-1	3-1	1-1	3-1	3rd	7-3	.700	206-144	Don King	Frank Howard
1956	4-0	3-1-2	0-1	4-0-1	1st	7-2-2	.727	167-101	Charlie Bussey	Frank Howard
1957	3-1	4-2	0-0	4-3	T-3rd	7-3	.700	216-78	John Grdijan, Leon Kaltenback	Frank Howard
1958	5-0	3-2	0-1	5-1	1st	8-3	.727	169-138	Bill Thomas	Frank Howard
1959	3-1	5-1	1-0	6-1	1st	9-2	.818	285-103	Paul Snyder, Harvey White	Frank Howard
1960	5-0	1-4	0-0	4-2	4th	6-4	.600	197-124	Dave Lynn, Lowndes Shingler	Frank Howard
1961	3-2	2-3	0-0	3-3	T-3rd	5-5	.500	199-126	Ron Andreo, Calvin West	Frank Howard
1962	2-3	4-1	0-0	5-1	2nd	6-4	.600	168-130	Dave Hynes	Frank Howard
1963	2-1-1	3-3	0-0	5-2	T-3rd	5-4-1	.550	181-140	Tracy Childers	Frank Howard
1964	2-2	1-5	0-0	2-4	7th	3-7	.300	105-135	John Boyett, Ted Bunton	Frank Howard
1965	3-1	2-4	0-0	4-3	T-1st	5-5	.500	117-137	Bill Hecht, Floyd Rogers	Frank Howard
1966	4-0	2-4	0-0	6-1	1st	6-4	.600	174-177	Mike Facciolo	Frank Howard
1967	3-2	3-2	0-0	6-0	1st	6-4	.600	166-128	Jimmy Addison, Frank Liberatore	Frank Howard
1968	2-2	2-3-1	0-0	4-1-1	2nd	4-5-1	.450	184-179	Billy Ammons, Ronnie Ducworth	Frank Howard
1969	2-2	2-4	0-0	3-3	T-3rd	4-6	.400	178-250	Ivan Southerland, Charlie Tolley	Frank Howard
1970	2-4	1-4	0-0	2-4	T-6th	3-8	.273	164-313	B.B. Elvington, Jim Sursavage, Ray Yauger	Hootie Ingram
1971	2-3	1-3	2-0	4-2	2nd	5-6	.455	155-202	Larry Hefner, John McMakin	Hootie Ingram
1972	3-2	1-5	0-0	2-4	5th	4-7	.364	143-245	Wade Hughes, Buddy King, Frank Wirth	Hootie Ingram
1973	3-3	2-3	0-0	4-2	3rd	5-6	.455	231-263	Mike Buckner, Ken Pengitore	Red Parker
1974	6-0	1-4	0-0	4-2	T-2nd	7-4	.636	246-250	Willie Anderson, Mark Fellers, Jim Ness, Ken Peeples	Red Parker
1975	1-4	1-5	0-0	2-3	5th	2-9	.182	177-381	Bennie Cunningham, Neal Jetton, Dennis Smith, Jimmy Williamson	Red Parker
1976	2-2-1	1-4-1	0-0	0-4-1	7th	3-6-2	.364	172-237	Malcolm Marler, Mike O'Cain, Randy Scott, Joey Walters	Red Parker
1977	3-2	5-0-1	0-1	4-1-1	2nd	8-3-1	.708	228-163	Steve Fuller, Steve Godfrey, Randy Scott	Charley Pell
1978	6-0	4-1	1-0	6-0	1st	11-1	.917	368-131	Steve Fuller, Randy Scott	Charley Pell (11), Danny Ford (1)
1979	4-2	4-1	0-1	4-2	T-2nd	8-4	.667	205-116	Bubba Brown, Billy Lott	Danny Ford
1980	4-2	2-3	0-0	2-4	T-4th	6-5	.545	217-222	Lee Nanney, Willie Underwood	Danny Ford
1981 <sup>NC</sup>	6-0	5-0	1-0	6-0	1st	12-0	1.000	338-105	Jeff Davis, Lee Nanney, Perry Tuttle	Danny Ford
1982	5-0-1	3-1	1-0	6-0	1st	9-1-1	.864	289-147	Homer Jordan, Terry Kinard	Danny Ford
1983	6-0-1	3-1	0-0	-----	*	9-1-1	.864	338-200	James Farr, James Robinson	Danny Ford

# YEAR-BY-YEAR TEAM RECORDS



THE 2018 TEAM WON CLEMSON'S THIRD NATIONAL CHAMPIONSHIP WITH A 44-16 WIN OVER ALABAMA IN SANTA CLARA, CALIF.

Year	Home	Away	Neutral	Conf.	Finish	Overall	Win %	Scoring	Captain(s)	Head Coach(es)
1984	5-1	2-3	0-0	----	*	7-4	.636	346-215	Mike Eppley, William Perry	Danny Ford
1985	3-3	3-2	0-1	4-3	T-3rd	6-6	.500	244-222	Steve Berlin, Steve Reese	Danny Ford
1986	3-1-1	4-1-1	1-0	5-1-1	1st	8-2-2	.750	296-187	Terrence Flagler, Terence Mack	Danny Ford
1987	7-1	2-1	1-0	6-1	1st	10-2	.833	333-176	Michael Dean Perry, John Phillips	Danny Ford
1988	5-1	4-1	1-0	6-1	1st	10-2	.833	342-157	Rodney Williams, Donnell Woolford	Danny Ford
1989	5-1	4-1	1-0	5-2	3rd	10-2	.833	368-138	Wesley McFadden, Otis Moore	Danny Ford
1990	6-0	3-2	1-0	5-2	T-2nd	10-2	.833	333-109	Stacy Fields, Vance Hammond	Ken Hatfield
1991	6-0-1	2-1	1-1	6-0-1	1st	9-2-1	.792	317-185	Rob Bodine, DeChane Cameron, Levon Kirkland	Ken Hatfield
1992	4-2	1-4	0-0	3-5	7th	5-6	.455	261-213	Robert O'Neal, Ashley Sheppard, Wayne Simmons	Ken Hatfield
1993	6-1	2-2	1-0	5-3	3rd	9-3	.750	198-192	Richard Moncrief	Ken Hatfield (11), Tommy West (1)
1994	4-2	1-4	0-0	4-4	6th	5-6	.455	164-188	Tim Jones, Louis Solomon	Tommy West
1995	3-3	5-0	0-1	6-2	3rd	8-4	.667	303-219	Louis Solomon	Tommy West
1996	5-1	2-3	0-1	6-2	T-2nd	7-5	.583	245-241	Dexter McCleon	Tommy West
1997	3-3	4-1	0-1	4-4	5th	7-5	.583	292-219	Raymond Priester, Raymond White	Tommy West
1998	3-4	0-4	0-0	1-7	T-8th	3-8	.273	218-272	Donald Broomfield, Holland Postell	Tommy West
1999	3-2	3-3	0-1	5-3	2nd	6-6	.500	322-253	Keith Adams, Ryan Romano, Brandon Streeter	Tommy Bowden
2000	6-1	3-1	0-1	6-2	2nd	9-3	.750	416-253	Chad Carson, Rod Gardner, Chad Speck	Tommy Bowden
2001	3-3	3-2	1-0	4-4	T-4th	7-5	.583	369-339	Chad Carson, Woodrow Dantzler, Charles Hafley	Tommy Bowden
2002	5-2	2-3	0-1	4-4	5th	7-6	.538	330-349	Nick Eason, Bryant McNeal, Jackie Robinson	Tommy Bowden
2003	6-1	2-3	1-0	5-3	3rd	9-4	.692	365-250	Tony Elliott, DeJuan Polk, Gregory Walker	Tommy Bowden
2004	5-1	1-4	0-0	4-4	T-6th	6-5	.545	236-229	Eric Coleman, Airese Currie, Leroy Hill	Tommy Bowden
2005	4-2	3-2	1-0	4-4	3rd (Atl.)	8-4	.667	316-211	Charles Bennett, Jamaal Fudge, Steven Jackson, Charlie Whitehurst	Tommy Bowden
2006	5-2	2-2	1-1	5-3	T-2nd (Atl.)	8-5	.615	425-210	Gaines Adams, Chansi Stuckey, Anthony Waters	Tommy Bowden
2007	5-2	4-1	0-1	5-3	T-2nd (Atl.)	9-4	.692	430-243	Michael Hamlin, Cullen Harper	Tommy Bowden
2008	5-2	2-2	0-2	4-4	T-3rd (Atl.)	7-6	.539	327-225	James Davis, Tyler Grisham, Michael Hamlin, Cullen Harper, Jack McKissic	Tommy Bowden (6), Dabo Swinney (7)
2009	6-1	2-3	1-1	6-2	1st (Atl.)	9-5	.643	436-286	Thomas Austin, Chris Chancellor, Kavell Conner, Michael Palmer, Ricky Sapp, C.J. Spiller	Dabo Swinney
2010	5-2	1-4	0-1	4-4	T-4th (Atl.)	6-7	.462	312-244	Marcus Gilchrist, Chris Hairston, Jarvis Jenkins, DeAndre McDaniel, Michael Wade	Dabo Swinney
2011	7-0	2-3	1-1	6-2	^1st (Atl.)	10-4	.714	470-410	Andre Branch, Chad Diehl, Marquan Jones, Coty Sensabaugh, Brandon Thompson, Landon Walker	Dabo Swinney
2012	6-1	3-1	2-0	7-1	T-1st (Atl.)	11-2	.846	533-323	Xavier Brewer, Jaron Brown, Andre Ellington, Dalton Freeman, Rashard Hall, Jonathan Meeks	Dabo Swinney
2013	6-1	4-1	1-0	7-1	2nd (Atl.)	11-2	.846	522-288	Tajh Boyd, Quandon Christian, Darius Robinson, Tyler Shatley, Spencer Shuey, Brandon Thomas	Dabo Swinney
2014	7-0	2-3	1-0	6-2	2nd (Atl.)	10-3	.769	401-217	Stephone Anthony, Sam Cooper, Adam Humphries, Grady Jarrett	Dabo Swinney
2015	7-0	5-0	2-1	8-0	^1st (Atl.)	14-1	.933	577-325	Travis Blanks, B.J. Goodson, Eric Mac Lain, Charone Peake, D.J. Reader, Stanton Seckinger	Dabo Swinney
2016 <sup>NC</sup>	6-1	5-0	3-0	7-1	^1st (Atl.)	14-1	.933	588-270	Ben Boulware, Jay Guillermo, Jadar Johnson, Jordan Leggett, Carlos Watkins, Deshaun Watson	Dabo Swinney
2017	7-0	4-1	1-1	7-1	^1st (Atl.)	12-2	.857	460-166	Ryan Carter, Tyrone Crowder, Taylor Hearn, Maverick Morris, Dorian O'Daniel, Christian Wilkins	Dabo Swinney
2018 <sup>NC</sup>	7-0	5-0	3-0	8-0	^1st (Atl.)	15-0	1.000	664-197	Adam Choice, Clelin Ferrell, Mitch Hyatt, Kendall Joseph, Hunter Renfrow, Christian Wilkins	Dabo Swinney
2019	7-0	5-0	2-1	8-0	^1st (Atl.)	14-1	.933	659-203	Tremayne Anchrum, Gage Cervenka, Tanner Muse, Diondre Overton, John Simpson, Isaiah Simmons, K'Von Wallace	Dabo Swinney
2020	6-0	3-1	1-1	8-1	^2nd	10-2	.833	522-242	Trevor Lawrence, Nyles Pinckney, Amari Rodgers, James Skalski, Cade Stewart, Nolan Turner	Dabo Swinney
<b>Totals</b>	<b>398-126-15</b>	<b>291-279-23</b>	<b>79-57-7</b>	<b>387-201-14</b>		<b>768-462-45</b>	<b>.820</b>	<b>27,744-19,282</b>		<b>25 Head Coaches</b>

\* - ineligible for conference title; ^ - ACC Championship Game winner; <sup>NC</sup> - national champion; Note: Clemson's Southern Conference record was 66-56-6 (.539) and won two SoCon titles; Clemson's record against ACC regular-season opponents (including 18 games vs. South Carolina) is 306-144-6 (.678), including 19 outright titles and one co-championship.



# YEAR-BY-YEAR CLEMSON STATS

YEAR	GAMES	PLAYS	TOTAL YARDS	YARDS PER GAME	YARDS PER PLAY	CARRIES	RUSHING YARDS	YARDS PER GAME	YARDS PER CARRY	PASS ATTEMPTS	COMPLETIONS	PASSING YARDS	HAD INTERCEPTED	COMPLETION %	YARDS PER GAME	PUNTING AVERAGE	PUNT RETURNS	PUNT RETURN YARDS	KICKOFF RETURNS	KICKOFF RETURN YARDS	INTERCEPTIONS	INTERCEPTION YARDS	FIRST DOWNS	POINTS PER GAME	TURNOVERS
1938	9	461	2151	239.0	4.7	396	1638	182.0	4.1	65	32	513	4	49.2	57.0	38.0	41	584	15	321	9	111	94	16.2	10
1939	10	558	2820	282.0	5.1	480	2185	218.5	4.6	78	33	635	7	42.3	63.5	41.0	43	271	12	230	14	116	113	16.5	26
1940	9	552	2391	265.7	4.3	448	1794	199.3	4.0	104	33	597	6	31.7	66.3	37.0	43	372	11	155	19	209	108	20.2	8
1941	9	582	2977	330.8	5.1	439	2226	247.3	5.1	143	43	751	10	30.1	83.4	40.5	52	560	20	428	12	150	111	25.9	23
1942	10	535	1876	187.6	3.5	399	1277	127.7	3.2	106	43	599	15	41.0	59.9	37.3	43	296	17	307	12	149	95	10.0	29
1943	8	387	1456	182.0	3.8	306	1057	132.1	3.5	81	25	399	10	30.9	49.9	36.4	28	237	16	289	12	70	60	11.8	23
1944	9	482	2070	230.0	4.3	394	1696	188.4	4.3	88	21	374	16	23.9	41.6	38.6	36	256	33	648	14	102	105	18.3	26
1945	10	548	2600	260.0	4.7	453	2064	206.4	4.6	95	27	536	13	28.4	53.6	36.0	53	466	23	429	19	235	104	21.1	30
1946	9	442	2046	227.3	4.6	309	995	110.6	3.2	133	62	1051	15	46.6	131.4	36.2	22	137	57	488	12	121	90	15.6	24
1947	9	483	2673	297.0	5.5	330	1340	148.9	4.1	153	67	1333	19	43.8	148.1	41.2	28	224	22	419	7	120	95	22.9	35
1948	11	645	3344	304.0	5.2	502	2313	210.3	4.6	143	53	1031	13	36.4	93.7	37.1	33	539	16	341	20	237	140	24.9	31
1949	10	588	3144	314.4	5.3	408	2003	200.3	4.9	180	64	1141	13	35.6	114.1	40.3	20	252	38	567	14	145	141	23.2	22
1950	10	702	4216	421.6	6.0	559	2805	280.5	5.0	143	62	1411	10	43.4	141.1	36.6	31	450	21	305	10	173	158	34.4	21
1951	10	691	3319	331.9	4.8	507	2186	218.6	4.3	184	73	1133	15	39.7	113.3	32.4	34	341	22	380	25	363	164	19.6	27
1952	9	552	2179	242.1	3.9	420	1595	177.2	3.8	132	45	584	19	34.1	64.9	36.4	29	262	27	533	16	145	100	12.4	36
1953	9	568	2750	305.6	4.8	426	1792	199.1	4.2	142	60	958	15	42.2	106.4	36.4	12	125	32	473	14	150	127	15.4	39
1954	10	616	2916	291.6	4.7	506	2081	208.1	4.1	110	44	835	11	40.0	83.5	36.6	30	489	25	405	10	139	151	19.3	33
1955	10	600	3057	305.7	5.1	485	2200	220.0	4.5	115	44	857	13	38.3	85.7	31.1	16	202	25	516	13	154	156	20.6	23
1956	11	629	2512	251.2	4.0	548	2166	216.6	4.0	81	25	346	7	30.9	34.6	35.3	21	214	22	469	12	145	152	14.6	22
1957	10	646	3277	327.7	5.1	517	2232	223.2	4.3	130	57	1045	8	43.9	104.5	33.2	22	214	19	350	7	135	170	21.6	24
1958	11	744	3344	304.0	4.5	604	2426	220.5	4.0	140	69	918	9	49.3	83.5	32.0	40	450	29	570	8	61	178	15.4	23
1959	11	746	3300	300.0	4.4	581	2128	193.5	3.7	165	77	1168	10	46.7	106.2	34.5	47	531	28	668	20	349	184	25.9	24
1960	10	724	3060	306.0	4.2	535	1944	194.4	3.6	189	81	1116	10	42.9	111.6	36.2	34	374	27	467	11	161	176	19.7	23
1961	10	708	3075	307.5	4.3	499	1783	178.3	3.6	209	91	1292	14	43.5	129.2	38.8	36	572	29	584	8	119	172	19.9	25
1962	10	695	2897	289.7	4.2	545	2054	205.4	3.8	150	63	843	16	42.0	84.3	39.7	25	299	29	658	13	118	170	16.8	33
1963	10	741	3139	313.9	4.2	565	1959	195.9	3.5	176	72	1180	16	40.9	118.0	30.1	38	407	32	652	8	58	166	18.1	42
1964	10	644	2245	224.5	3.5	493	1696	168.6	3.4	151	44	559	16	29.1	55.9	36.5	32	261	28	570	19	145	128	10.5	32
1965	10	680	2789	278.9	4.1	472	1569	156.9	3.3	208	91	1220	15	43.8	122.0	39.1	28	229	29	612	10	51	161	11.7	31
1966	10	614	3056	305.6	4.9	419	1520	152.0	3.6	195	105	1536	15	53.8	153.6	38.9	35	281	37	852	12	123	150	17.4	30
1967	10	711	3121	312.1	4.4	483	1887	188.7	3.9	228	105	1234	13	46.0	123.4	37.9	37	387	25	426	10	116	167	16.6	21
1968	10	722	3094	309.4	4.3	503	1803	180.3	3.6	219	98	1291	19	44.7	129.1	36.7	30	302	30	702	17	94	156	18.4	37
1969	10	711	3157	315.7	4.4	430	1402	140.2	3.3	281	133	1755	24	47.5	175.5	38.1	25	215	44	952	12	102	165	17.8	43
1970	11	760	2760	250.9	3.6	458	1201	109.2	2.6	302	145	1559	12	48.0	141.7	36.8	27	403	57	1187	14	344	159	14.9	19
1971	11	746	2845	258.6	3.8	554	1582	143.8	3.8	192	82	1263	14	42.7	114.8	36.7	24	254	32	656	19	176	158	14.1	30
1972	11	742	2928	266.2	3.9	590	2058	187.1	3.5	152	64	870	9	42.1	79.1	38.4	32	194	41	763	15	74	160	13.0	26
1973	11	796	4009	364.5	5.0	591	2497	227.0	4.1	205	90	1512	10	43.9	137.5	41.8	31	227	43	831	19	213	204	21.0	31
1974	11	749	3659	332.6	4.9	611	2543	231.2	4.2	138	62	1116	8	44.9	101.5	39.5	27	285	37	744	13	132	196	22.4	29
1975	11	746	3722	338.4	5.0	538	1924	174.9	3.6	208	111	1798	9	53.3	163.5	34.8	22	145	49	876	6	59	195	16.1	35
1976	11	750	3707	337.0	4.9	573	2463	223.8	4.3	177	87	1245	10	49.2	113.2	38.2	16	88	34	547	9	24	206	15.6	34
1977	12	852	4075	339.6	4.8	639	2369	197.4	3.7	213	111	1706	8	52.1	142.2	38.4	37	335	32	648	8	234	216	19.0	30
1978	12	946	5134	427.8	5.4	741	3469	289.1	4.7	205	111	1665	5	54.1	138.8	39.4	23	288	25	486	24	327	273	30.7	21



THE 1978 TEAM AVERAGED OVER 30 POINTS PER GAME EN ROUTE TO AN 11-1 RECORD.



# YEAR-BY-YEAR CLEMSON STATS

YEAR	GAMES	PLAYS	TOTAL YARDS	YARDS PER GAME	YARDS PER PLAY	CARRIES	RUSHING YARDS	YARDS PER GAME	YARDS PER CARRY	PASS ATTEMPTS	COMPLETIONS	PASSING YARDS	HAD INTERCEPTED	COMPLETION %	YARDS PER GAME	PUNTING AVERAGE	PUNT RETURNS	PUNT RETURN YARDS	KICKOFF RETURNS	KICKOFF RETURN YARDS	INTERCEPTIONS	INTERCEPTION YARDS	FIRST DOWNS	POINTS PER GAME	TURNOVERS
1979	12	911	3901	325.1	4.3	725	2689	224.1	3.7	186	93	1212	10	50.0	101.0	43.0	29	193	24	363	16	216	228	17.1	21
1980	11	813	3675	334.1	4.5	590	1993	181.2	3.4	223	109	1682	13	48.8	152.8	37.7	28	175	32	502	12	175	203	19.7	36
1981	12	910	4698	391.5	5.2	705	2977	248.1	4.2	205	112	1721	10	54.6	143.4	42.1	37	333	20	409	23	190	254	28.2	24
1982	11	796	3869	354.2	4.9	618	2604	236.7	4.2	178	98	1265	12	55.1	115.0	39.9	24	160	17	312	21	261	210	26.3	24
1983	11	778	4219	383.5	5.4	588	2752	250.2	4.7	190	104	1467	11	54.7	133.4	43.3	17	83	34	648	20	208	219	30.7	24
1984	11	768	4184	380.4	4.5	521	2326	211.5	4.5	247	137	1858	12	55.5	168.9	44.0	32	206	27	522	16	114	221	31.5	27
1985	12	860	4283	356.9	5.0	603	2688	224.0	4.5	257	125	1595	10	48.6	132.9	39.9	19	100	43	915	11	86	235	20.3	33
1986	12	917	4570	380.8	5.0	705	3245	270.4	4.6	212	104	1325	11	49.1	110.4	38.5	36	313	39	977	16	180	242	24.7	24
1987	12	887	4542	378.5	5.1	661	2972	247.7	4.5	226	109	1570	12	48.2	130.8	38.3	53	720	34	724	19	147	235	27.8	29
1988	12	874	4615	384.6	5.3	673	3241	270.1	4.8	201	85	1374	4	42.3	114.5	41.1	41	269	27	538	15	171	241	28.5	13
1989	12	873	4561	380.1	5.2	678	2841	234.9	4.2	195	117	1720	6	60.0	139.8	42.7	36	354	26	581	21	118	253	30.7	15
1990	12	882	4265	355.4	4.8	667	2956	246.3	4.4	215	107	1309	5	49.7	109.1	43.7	52	422	29	627	16	181	225	27.7	17
1991	12	918	4836	403.0	5.3	658	3019	251.6	4.6	260	140	1817	11	53.8	151.4	35.6	49	555	31	623	9	39	253	26.4	29
1992	11	824	4054	368.5	4.9	580	2828	257.1	4.9	224	103	1226	5	42.2	111.5	40.0	37	268	35	650	14	258	205	23.7	18
1993	12	804	3728	310.7	4.6	602	2131	177.6	3.5	202	100	1597	10	49.5	133.1	34.1	27	347	40	889	17	145	193	16.5	19
1994	11	769	2996	272.4	3.9	544	1913	173.9	3.5	225	106	1083	10	47.1	98.5	38.9	16	103	40	786	16	103	176	14.9	12
1995	12	860	4556	379.7	5.3	645	2945	245.4	4.6	215	122	1611	8	56.7	134.3	39.9	30	348	38	850	22	276	235	25.3	22
1996	12	787	4016	334.7	5.1	543	2383	198.6	4.4	244	126	1633	9	51.6	136.1	39.0	23	132	36	740	7	135	201	20.4	17
1997	12	817	4131	344.3	5.1	506	1832	152.7	3.6	311	188	2299	11	60.5	191.6	41.5	35	381	39	932	9	172	220	24.3	21
1998	11	712	3354	304.9	4.7	413	1324	120.4	3.2	299	158	2030	14	52.8	184.5	41.2	32	298	39	745	7	216	166	19.8	29
1999	12	920	4831	402.6	5.3	497	1812	151.0	3.6	423	252	3019	15	59.6	251.6	39.9	22	153	35	689	19	205	262	26.8	23
2000	12	931	5242	436.8	5.6	591	2688	224.0	4.5	340	180	2554	11	52.9	212.8	35.8	35	524	31	625	15	296	273	34.7	20
2001	12	913	5184	432.0	5.7	518	2300	191.7	4.4	395	226	2884	15	57.2	240.3	37.3	28	277	46	1118	13	76	282	30.8	24
2002	13	920	4726	363.5	5.1	458	1569	120.7	3.4	462	268	3157	13	58.0	242.8	36.0	42	437	52	1264	21	146	259	25.4	28
2003	13	954	5467	420.5	5.7	464	1780	136.9	3.8	490	300	3687	13	61.2	283.6	38.3	38	289	29	803	14	113	303	28.1	19
2004	11	736	3252	295.6	4.4	381	1183	107.5	3.1	355	178	2069	17	50.1	188.1	39.4	33	388	34	920	11	139	184	21.5	24
2005	12	827	4615	384.6	5.6	450	1836	153.0	4.1	377	248	2779	10	65.8	231.6	33.5	30	207	30	658	14	168	249	26.3	15
2006	13	822	5342	410.9	6.5	495	2832	217.8	5.7	327	198	2510	11	60.6	193.1	41.3	27	204	26	660	14	276	248	32.7	28
2007	13	963	5242	403.2	5.4	508	2095	161.2	4.1	455	295	3147	6	64.8	242.1	41.3	33	309	44	1052	16	81	293	33.1	12
2008	13	831	4282	329.4	5.2	431	1450	111.5	3.4	400	248	2832	16	62.0	217.8	39.0	35	298	41	919	19	368	236	25.2	29
2009	14	886	5073	362.4	5.7	496	2385	170.4	4.8	390	220	2688	13	56.4	192.0	38.7	26	374	46	1084	21	342	246	31.1	24
2010	13	866	4350	334.6	5.0	457	1807	139.0	4.0	409	230	2543	14	56.2	195.6	42.5	30	331	45	1027	15	189	234	24.0	23
2011	14	1055	6171	440.8	5.8	530	2219	158.5	4.2	525	311	3952	12	59.2	282.3	41.5	13	90	63	1405	14	270	315	33.6	24
2012	13	1062	6665	512.7	6.3	588	2484	191.1	4.2	474	318	4181	14	67.1	321.6	39.2	23	99	35	717	13	136	341	41.0	21
2013	13	1037	6600	507.7	6.4	544	2270	174.6	4.2	493	341	4330	12	69.2	333.1	39.5	29	242	29	545	18	264	327	40.2	24
2014	13	990	5308	408.3	5.4	539	1904	146.5	3.5	451	292	3404	12	64.7	261.8	42.4	35	199	29	544	12	213	267	30.8	18
2015	15	1207	7718	514.5	6.4	679	3345	223.0	4.9	528	356	4373	15	67.4	291.5	39.1	27	63	40	865	16	137	393	38.5	27
2016	15	1221	7552	503.5	6.2	592	2543	169.5	4.3	629	422	5009	17	67.1	333.9	38.2	35	278	34	723	20	309	403	39.2	28
2017	14	1048	6014	429.6	5.7	578	2717	194.1	4.7	470	309	3297	9	65.7	235.5	40.6	29	322	28	538	14	214	309	33.3	16
2018	15	1076	7908	527.2	7.3	568	3723	248.2	6.6	508	328	4185	8	64.6	279.0	39.9	42	300	20	454	12	328	358	44.3	17
2019	15	1075	7931	528.7	7.4	566	3606	240.4	6.4	509	326	4325	10	64.0	288.3	42.0	33	185	23	513	19	254	393	43.9	15
2020	12	901	6028	502.3	6.7	411	1846	153.8	4.5	490	326	4182	6	66.5	348.5	42.4	13	123	19	434	14	118	295	43.5	15




THE 2013 TIGERS AVERAGED 507.7 YARDS PER GAME AND TOALED 11 WINS.



# YEAR-BY-YEAR OPPONENT STATS

YEAR	GAMES	PLAYS	TOTAL YARDS	YARDS PER GAME	YARDS PER PLAY	CARRIES	RUSHING YARDS	YARDS PER GAME	YARDS PER CARRY	PASS ATTEMPTS	COMPLETIONS	PASSING YARDS	HAD INTERCEPTED	COMPLETION %	YARDS PER GAME	PUNTING AVERAGE	PUNT RETURNS	PUNT RETURN YARDS	KICKOFF RETURNS	KICKOFF RETURN YARDS	INTERCEPTIONS	INTERCEPTION YARDS	FIRST DOWNS	POINTS PER GAME	TURNOVERS
1938	9	491	1742	193.6	3.5	386	1211	134.6	3.1	105	39	531	9	37.1	33.0						4	84	6.2	17	
1939	10	519	1575	157.5	3.0	410	1126	112.6	2.7	109	32	449	14	29.4	44.9						7	80	4.5	26	
1940	9	468	1652	183.6	3.5	339	1094	121.6	3.2	129	46	558	19	35.7	62.0						6	92	8.3	27	
1941	9	487	1886	209.6	3.9	334	904	100.4	2.7	153	74	982	12	48.4	109.1						10	83	10.1	26	
1942	10	597	2349	234.9	3.9	467	1625	162.5	3.5	130	49	724	12	38.0	72.4						15	101	13.8	25	
1943	8	462	2418	302.3	5.2	349	1582	197.8	4.5	113	54	836	12	47.8	104.5						10	98	23.1	32	
1944	9	519	2436	270.7	4.7	410	1797	199.7	4.4	109	40	639	14	36.7	71.0						16	105	19.9	28	
1945	10	533	1932	193.2	3.6	364	1105	110.5	3.0	169	60	827	19	35.5	82.7						13	91	7.3	34	
1946	9	489	2127	265.9	4.3	336	1164	145.5	3.5	153	62	963	1	40.5	120.4						15	98	19.3	29	
1947	9	544	2189	243.7	4.0	404	1223	135.9	3.0	140		966	7		107.3						19	104	16.2	23	
1948	11		1949	177.2			1116	101.4		161	61	833	20	37.9	75.7						13	99	6.9	30	
1949	10	621	3169	316.9	5.1	460	2168	216.8	4.7	161	76	1001	14	47.2	100.1						13	147	21.6	33	
1950	10	604	2477	247.7	4.1	385	1487	148.7	3.9	219	77	990	22	35.2	99.0	38.6	14	161			10	79	104	7.6	40
1951	10	618	2259	225.9	3.7	442	1383	138.3	3.1	176	61	876	25	34.7	87.6	39.0	32	440			15	103	9.7	28	
1952	9	620	2317	257.4	3.7	459	1436	159.6	3.1	161	62	881	16	38.5	97.9	37.2	35	270	28	412	19	193	113	17.4	32
1953	9	516	2471	274.6	4.8	367	1488	165.3	4.0	151	54	983	14	35.7	109.2	31.0	15	401	28	767	15	230	116	19.1	27
1954	10	528	1761	176.1	3.3	388	969	96.9	2.5	140	66	792	10	47.1	79.2	35.5	19	161	41	748	11	218	96	12.1	23
1955	10	561	2478	247.8	4.4	427	1624	162.4	3.8	134	49	854	13	37.0	85.4	34.3	8	142	33	709	13	85	138	14.4	28
1956	11	635	2448	244.8	3.9	511	1922	192.2	3.8	124	48	526	12	38.8	52.6	33.6	19	122	27	506	7	44	133	7.4	30
1957	10	592	2159	215.9	3.6	463	1562	156.2	3.4	129	49	597	7	37.9	59.7	33.3	6	63	40	808	8	62	111	7.8	15
1958	11	646	2673	243.0	4.1	454	1517	137.9	3.3	192	88	1156	8	45.9	105.1	37.5	22	179	29	604	9	48	148	12.5	23
1959	11	603	2130	193.6	3.5	430	1174	106.7	2.7	189	80	956	8	42.3	86.9	36.3	24	151			20		114	8.5	26
1960	10	573	2143	214.3	3.7	389	1143	114.3	2.9	184	94	1000	11	51.0	100.0	34.1	19	165	37	766	10		116	12.4	17
1961	10	567	2340	234.0	4.1	399	1275	127.5	3.2	198	88	1265	8	44.4	126.5	37.8	27	265	38	725	14	151	114	12.6	17
1962	10	577	2403	240.3	4.2	395	1213	121.3	3.0	182	91	1198	13	50.0	119.0	37.3	27	296	36	776	16	266	127	13.0	22
1963	10	544	1847	184.7	3.4	344	931	93.1	2.7	200	79	916	8	39.5	91.6	36.5	18	183	37	834	16	219	104	14.0	25
1964	10	641	2710	271.0	4.2	439	1605	160.5	3.4	202	87	1105	19	43.1	110.5	32.3	30	317	28	531	16	229	141	13.5	34
1965	10	622	2515	251.5	4.0	448	1514	151.4	3.4	174	79	1001	10	45.4	100.1	37.8	29	339	15	439	15	154	141	13.7	29
1966	10	681	3164	316.4	4.6	444	1753	175.3	3.9	237	117	1411	12	49.4	141.1	39.6	27	229	33	694	15	158	169	17.7	21
1967	10	661	2577	257.7	3.9	455	1396	139.6	3.1	206	92	1181	9	44.7	118.1	35.8	36	389	34	748	13	102	137	12.8	21
1968	10	748	3386	338.6	4.5	483	1319	131.9	2.8	285	143	2067	17	50.2	206.7	37.3	28	331	39	811	19	183	174	17.9	34
1969	10	784	3579	357.9	4.6	542	1933	193.3	3.6	252	117	1646	12	46.0	164.6	37.8	28	206	27	591	24	213	190	25.0	25
1970	11	838	4768	433.4	5.7	578	2781	252.8	4.9	260	148	1987	14	56.9	180.6	38.3	42	381	32	596	12	118	228	28.5	31
1971	11	766	3352	304.7	4.4	534	2078	188.9	3.9	232	108	1282	19	46.6	116.5	40.0	38	255	36	682	14	204	182	18.4	32
1972	11	773	3896	354.2	5.0	561	2433	221.2	4.3	212	104	1463	15	49.0	133.0	38.1	29	310	31	633	10	196	198	22.3	29
1973	11	814	4072	370.2	5.0	624	2850	259.1	4.6	190	93	1222	19	49.5	111.1	39.8	27	252	44	919	10	87	223	23.9	37
1974	11	789	3950	359.1	5.0	580	2586	235.1	4.5	209	102	1414	13	48.8	128.5	39.2	27	280	40	781	8	82	211	22.7	28
1975	11	785	4434	403.1	5.6	648	3416	310.5	5.3	137	75	1017	6	54.7	92.5	39.9	32	248	33	674	9	213	237	34.6	18
1976	11	809	4201	381.9	5.2	586	2586	235.1	4.4	223	115	1615	9	51.5	146.8	38.8	25	192	22	346	10	73	226	21.5	26
1977	12	845	3582	298.5	4.2	603	2054	171.2	3.4	242	101	1528	21	41.7	127.2	41.9	24	65	41	799	8	104	202	13.6	35
1978	12	775	3151	262.6	4.1	546	1843	153.6	3.4	229	112	1308	24	48.9	109.0	40.1	27	91	61	1128	5	55	181	10.9	38



THE 1971 TEAM ALLOWED JUST 4.4 YARDS PER PLAY.



# YEAR-BY-YEAR OPPONENT STATS

YEAR	GAMES	PLAYS	TOTAL YARDS	YARDS PER GAME	YARDS PER PLAY	CARRIES	RUSHING YARDS	YARDS PER GAME	YARDS PER CARRY	PASS ATTEMPTS	COMPLETIONS	PASSING YARDS	HAD INTERCEPTED	COMPLETION %	YARDS PER GAME	PUNTING AVERAGE	PUNT RETURNS	PUNT RETURN YARDS	KICKOFF RETURNS	KICKOFF RETURN YARDS	INTERCEPTIONS	INTERCEPTION YARDS	FIRST DOWNS	POINTS PER GAME	TURNOVERS
1979	12	759	2846	237.2	3.7	496	1354	112.8	2.7	263	119	1492	16	45.2	124.3	40.3	44	260	29	596	10	108	151	9.7	24
1980	11	760	3338	303.4	4.4	493	1652	150.2	3.4	267	148	1686	11	55.4	153.3	37.4	22	175	30	587	14	329	184	20.2	28
1981	12	810	3023	251.9	3.7	461	1169	97.4	2.5	349	164	1854	23	47.0	154.5	40.3	15	127	36	659	10	87	201	8.8	41
1982	11	776	3557	323.4	4.6	400	1068	97.1	2.7	376	209	2489	20	55.6	226.3	37.7	9	87	27	545	12	94	207	13.4	35
1983	11	804	4036	366.9	5.0	425	1588	144.4	3.7	379	214	2448	19	56.5	222.5	38.6	20	148	20	396	11	94	244	18.2	38
1984	11	809	3853	350.2	4.8	506	1921	174.6	3.8	303	146	1932	16	48.2	175.6	40.0	16	72	28	521	12	225	221	19.5	27
1985	12	887	4331	360.9	4.9	568	2167	180.6	3.8	319	180	2164	11	56.4	180.3	38.2	24	190	25	561	9	70	248	18.5	28
1986	12	816	3687	307.3	4.5	394	1253	104.4	3.2	422	204	2434	16	48.3	202.8	42.1	21	184	54	965	11	138	205	15.6	23
1987	12	755	2945	245.4	3.9	416	991	82.6	2.4	339	167	1954	19	49.3	162.8	40.6	21	207	64	1291	12	89	164	14.7	28
1988	12	788	3329	277.4	4.2	444	1394	116.2	3.1	344	171	1935	15	49.7	161.3	40.3	25	215	64	1237	4	2	208	13.1	34
1989	12	746	3184	265.3	4.2	367	1159	96.6	3.2	379	185	2025	21	48.8	168.6	36.6	16	171	58	1390	6	16	179	11.5	38
1990	12	747	2630	219.2	3.5	402	848	70.9	2.1	345	167	1782	16	48.4	194.5	37.5	34	323	51	1310	5	3	159	9.9	34
1991	12	793	3271	272.6	4.1	402	733	61.1	1.8	391	192	2538	9	49.1	211.5	38.7	23	210	53	1082	11	58	170	15.4	19
1992	11	754	3656	332.4	4.9	413	1321	120.1	3.2	341	183	2335	14	53.7	212.3	36.9	32	307	46	925	5	46	189	19.4	22
1993	12	815	4053	337.8	4.9	437	1550	129.2	3.5	378	203	2503	17	53.7	200.6	41.6	21	144	34	736	10	72	218	16.0	30
1994	11	735	3638	330.7	5.0	379	1248	113.5	3.3	356	210	2390	16	59.0	217.3	37.2	37	334	34	893	10	120	194	17.1	29
1995	12	814	4064	338.7	5.0	415	1500	125.0	3.6	399	203	2564	22	50.9	213.7	38.1	27	237	45	789	8	17	211	18.3	29
1996	12	800	4066	338.8	5.1	486	1671	139.3	3.4	314	170	2395	7	54.1	199.6	37.3	22	300	37	818	9	59	210	20.1	22
1997	12	801	3803	316.9	4.7	398	1077	89.8	2.7	403	203	2726	9	50.4	227.2	38.6	37	514	35	703	11	101	199	18.3	19
1998	11	742	3521	320.1	4.7	415	1150	104.5	2.8	327	160	2371	7	48.9	215.5	41.0	35	416	20	406	14	198	188	24.7	18
1999	12	860	3981	331.8	4.6	482	1580	131.7	3.3	378	194	2401	19	51.3	200.1	39.0	31	284	44	897	15	85	232	21.1	27
2000	12	829	4161	346.8	5.0	474	1331	110.9	3.0	385	192	2830	15	49.9	235.8	38.7	28	188	58	1175	11	33	208	21.1	26
2001	12	888	4739	394.9	5.3	491	1852	154.3	3.8	397	215	2887	13	54.1	240.6	41.2	19	189	43	884	15	126	263	28.2	18
2002	13	919	4620	355.4	5.0	530	2056	158.2	3.9	389	233	2564	21	59.9	197.2	38.2	40	410	56	1239	13	95	243	26.8	30
2003	13	900	4370	336.2	4.9	491	1712	131.7	3.5	409	230	2658	14	56.2	204.5	40.2	14	120	44	886	13	192	247	19.2	23
2004	11	825	3600	327.3	4.4	466	1492	135.6	3.2	359	183	2108	11	51.0	191.6	38.8	36	281	21	409	17	176	209	20.8	16
2005	12	804	3799	316.6	4.7	431	1447	120.6	3.4	373	211	2352	14	56.6	196.0	42.0	25	209	40	886	10	50	204	17.6	24
2006	13	848	3650	280.8	4.3	463	1340	103.1	2.9	385	214	2310	14	55.6	177.7	40.3	18	136	57	1363	11	113	210	16.2	30
2007	13	877	3988	306.8	4.5	452	1538	118.3	3.4	425	247	2450	16	58.1	188.5	38.9	23	339	69	1569	6	74	223	18.7	25
2008	13	871	3899	299.9	4.5	443	1656	127.4	3.7	428	239	2243	19	55.8	172.5	38.8	27	226	61	1238	16	168	208	17.3	28
2009	14	967	4400	314.3	4.6	606	2121	151.5	3.5	361	185	2279	21	51.2	162.8	37.1	23	251	81	1622	13	177	247	20.4	30
2010	13	866	4164	320.3	4.8	484	1670	128.5	3.5	382	205	2494	15	53.7	191.8	39.4	18	130	61	1244	14	208	222	18.8	20
2011	14	986	5521	394.4	5.6	569	2476	176.9	4.4	417	243	3045	14	58.3	217.5	38.5	24	224	75	1502	12	199	283	29.3	23
2012	13	912	5151	396.2	5.6	485	2027	155.9	4.2	427	248	3124	13	58.1	240.3	39.6	18	117	47	1125	14	142	246	24.8	23
2013	13	921	4637	356.7	5.0	543	2024	155.7	3.7	378	202	2613	18	53.4	201.0	42.3	16	87	48	933	12	69	234	22.2	30
2014	13	841	3390	260.8	4.0	453	1344	103.4	3.0	388	194	2046	12	50.0	157.4	43.6	27	174	41	816	12	198	185	16.7	24
2015	15	968	4695	313.0	4.9	531	1879	125.3	3.5	437	212	2816	16	48.5	187.7	41.6	16	97	71	1764	15	103	225	21.7	25
2016	15	1008	4672	311.5	4.6	525	1944	129.6	3.7	483	252	2728	20	52.2	181.9	41.9	10	52	57	1123	17	169	255	18.0	27
2017	14	908	3874	276.7	4.3	512	1608	114.9	3.1	396	208	2266	14	55.5	161.9	43.5	21	206	59	1159	9	98	207	13.6	20
2018	15	1023	4288	285.9	4.2	576	1444	96.3	2.5	447	238	2844	12	53.2	189.6	44.0	17	121	32	657	8	47	235	13.1	24
2019	15	969	4325	288.3	4.5	536	1741	116.1	3.2	433	231	2584	19	53.3	172.3	46.0	9	68	25	439	10	112	218	13.5	30
2020	12	781	3922	326.8	5.0	438	1352	112.7	3.1	343	190	2570	14	55.4	214.2	43.9	17	144	12	269	6	105	192	20.2	23





# BOWL HISTORY

Clemson has a rich bowl tradition. The Tigers have 25 bowl wins, tied for 11th most in history, and their 47 bowl games are 12th most in history. Their first bowl game was in the 1940 Cotton Bowl when the Tigers defeated Frank Leahy (Boston College) 6-3.

The Tigers have played in a bowl game 32 of the last 36 years (including the 2020 season). That is among the top-10 bowl appearances since 1985. Clemson has also been bowl-eligible 22 consecutive years.

The Tigers have beaten some of the top programs in college football history in bowl games. The list of schools Clemson has beaten in a bowl game includes prominent programs Alabama, LSU, Miami (Fla.), Nebraska, Notre Dame, Ohio State, Oklahoma, Penn State, Stanford, Tennessee and West Virginia.

Clemson won its first three bowl games, victories over Boston College, Missouri and Miami (Fla.). The three coaches Clemson beat in those games were Frank Leahy, Don Faurot and Andy Gustafson, and all three are in the College Football Hall of Fame.

Seven different head coaches (Jess Neely, Frank Howard, Danny Ford, Ken Hatfield, Tommy West, Tommy Bowden, Dabo Swinney) have all been victorious in bowl games for the Tigers since the 1939 season.

Overall, 10 of Clemson's 25 bowl wins have come against head coaches who are in the College Football Hall of Fame. Clemson is 4-0 in bowl games against the top-six winningest coaches in FBS history in terms of winning percentage (Frank Leahy, Tom Osborne, Barry Switzer and Urban Meyer). The Tigers also have eight bowl wins over top-10 teams since 2012.

Clemson has achieved bowl wins over some of the greatest coaches in history:

- Frank Leahy when Clemson defeated Boston College in the 1940 Cotton Bowl.
- Joe Paterno (Penn State) when Clemson beat Penn State 35-10 in the 1988 Citrus Bowl. It was Paterno's largest margin of defeat in a bowl game.
- Woody Hayes (Ohio State) in the 1978 Gator Bowl, Hayes' last game as a coach.
- Barry Switzer (Oklahoma) in the 1989 Citrus Bowl, Switzer's final game as a college coach.
- Tom Osborne (Nebraska) in the 1982 Orange Bowl, which gave Clemson its first national championship at the end of the 1981 season.
- Don Nehlen (West Virginia) when Clemson downed the Mountaineers 27-7 in the 1989 Gator Bowl.
- Phillip Fulmer (Tennessee), who had over 150 career wins, in the 2003 Peach Bowl.
- Les Miles (LSU), who led the Tigers to the 2007 national championship, fell to Clemson 25-24 in the 2012 Chick-fil-A Bowl.
- Urban Meyer (Ohio State) in the 2013 Orange Bowl and 2016 Fiesta Bowl
- Bob Stoops, who won a national championship in the 2000 season with Oklahoma, saw his Sooners fall in back to back bowl games, including the 2015 Orange Bowl.
- Nick Saban, who had won four national championships and was riding a 26-game winning streak, fell to the Tigers in the 2016 national championship game in Florida.
- Nick Saban for the second time at the end of the 2018 season, as the Tigers claimed their second national title in three years with a 44-16 win.

## CONSECUTIVE BOWL SEASONS

Rk	School	Start	Streak
1.	Georgia	1997	24
2.	Oklahoma	1999	22
3.	Wisconsin	2002	19
4.	Alabama	2004	17
5.	Clemson	2005	16

Note: Active streaks listed.

CLEMSON WON THE 2016 NATIONAL CHAMPIONSHIP WITH A DRAMATIC 35-31 WIN OVER ALABAMA.



## BOWL WINS

Rk	Team	Wins
1.	Alabama	43
2.	Georgia	33
	Southern California	33
4.	Texas	31
5.	Oklahoma	30
	Penn State	30
7.	Tennessee	29
8.	Florida State	27
	LSU	27
10.	Nebraska	26
11.	Clemson	25
	Georgia Tech	25
	Ohio State	25
	Ole Miss	25
15.	Auburn	24
	Florida	24
17.	Michigan	21
18.	Oklahoma State	20
	Texas A&M	20
20.	Miami (Fla.)	19
21.	Notre Dame	18
	Washington	18
23.	Iowa	17
	NC State	17
	TCU	17
	Utah	17
	Wisconsin	17

Note: Vacated wins not included.



# BOWL HISTORY



## BOWL RESULTS (25-22)

Year	Bowl	Site	Opponent (Rank)	W-L	Score
1939	Cotton	Dallas, Texas	Boston College (11,NR)	W	6-3
1948	Gator	Jacksonville, Fla.	Missouri	W	24-23
1950	Orange	Miami, Fla.	Miami (Fla.) (15,16)	W	15-14
1951	Gator	Jacksonville, Fla.	Miami (Fla.)	L	0-14
1956	Orange	Miami, Fla.	Colorado (20,18)	L	21-27
1958	Sugar	New Orleans, La.	LSU (1,1)	L	0-7
1959	Bluebonnet	Houston, Texas	TCU (7,8)	W	23-7
1977	Gator	Jacksonville, Fla.	Pittsburgh (10,9)	L	3-34
1978	Gator	Jacksonville, Fla.	Ohio State (20,NR)	W	17-15
1979	Peach	Atlanta, Ga.	Baylor (19,19)	L	18-24
1981	Orange	Miami, Fla.	Nebraska (4,4)	W	22-15
1985	Independence	Shreveport, La.	Minnesota	L	13-20
1986	Gator	Jacksonville, Fla.	Stanford (20,17)	W	27-21
1987	Citrus	Orlando, Fla.	Penn State (20,19)	W	35-10
1988	Citrus	Orlando, Fla.	Oklahoma (10,11)	W	13-6
1989	Gator	Jacksonville, Fla.	West Virginia (17,17)	W	27-7
1990	Hall of Fame	Tampa, Fla.	Illinois (16,17)	W	30-0
1991	Citrus	Orlando, Fla.	California (14,14)	L	13-37
1993	Peach	Atlanta, Ga.	Kentucky	W	14-13
1995	Gator	Jacksonville, Fla.	Syracuse	L	0-41
1996	Peach	Atlanta, Ga.	LSU (17,16)	L	7-10
1997	Peach	Atlanta, Ga.	Auburn (13,13)	L	17-21
1999	Peach	Atlanta, Ga.	Mississippi State (15,16)	L	7-17
2000	Gator	Jacksonville, Fla.	Virginia Tech (6,5)	L	20-41
2001	Humanitarian	Boise, Idaho	Louisiana Tech	W	49-24
2002	Tangerine	Orlando, Fla.	Texas Tech	L	15-55
2003	Peach	Atlanta, Ga.	Tennessee (6,7)	W	27-14
2005	Champs Sports	Orlando, Fla.	Colorado	W	19-10
2006	Music City	Nashville, Tenn.	Kentucky	L	20-28
2007	Chick-fil-A	Atlanta, Ga.	Auburn (22,21)	L	20-23
2008	Gator	Jacksonville, Fla.	Nebraska	L	21-26
2009	Music City	Nashville, Tenn.	Kentucky	W	21-13
2010	Meineke Car Care	Charlotte, N.C.	South Florida	L	26-31
2011	Orange	Miami Gardens, Fla.	West Virginia (23,22)	L	33-70
2012	Chick-fil-A	Atlanta, Ga.	LSU (9,7)	W	25-24
2013	Orange	Miami Gardens, Fla.	Ohio State (7,6)	W	40-35
2014	Russell Athletic	Orlando, Fla.	Oklahoma (NR,24)	W	40-6
2015	Orange	Miami Gardens, Fla.	Oklahoma (4,3)	W	37-17
2016	CFP National Championship	Glendale, Ariz.	Alabama (2,2)	L	40-45
	Fiesta	Glendale, Ariz.	Ohio State (2,2)	W	31-0
2017	CFP National Championship	Tampa, Fla.	Alabama (1,1)	W	35-31
	Sugar	New Orleans, La.	Alabama (4,4)	L	6-24
2018	Cotton	Arlington, Texas	Notre Dame (3,3)	W	30-3
2019	CFP National Championship	Santa Clara, Calif.	Alabama (1,1)	W	44-16
	Fiesta	Glendale, Ariz.	Ohio State (2,2)	W	29-23
2020	CFP National Championship	New Orleans, La.	LSU (1,1)	L	25-42
	Sugar	New Orleans, La.	Ohio State (3,3)	L	28-49

Note: Years are regular season, not necessarily the calendar year the game was played; rankings by AP/USA.



# WEEKLY POLLS

## PRESEASON POLLS

Year	Preseason	Final
1958	18 NP	12 13
1959	18 NP	11 11
1960	9 NP	--- ---
1978	18 NP	6 6
1982	11 9	8 PB
1984	4 8	--- ---
1987	9 NP	12 10
1988	4 4	9 8
1989	12 NP	12 11
1990	10 NP	9 9
1991	9 NP	18 17
1992	13 NP	--- ---
1993	23 NP	23 22
1994	25 24	--- ---
1996	25 23	--- ---
1997	20 21	--- ---
2000	17 19	16 14
2001	19 18	--- ---
2006	18 18	--- ---
2008	9 9	--- ---
2012	14 14	11 9
2013	8 8	8 7
2014	16 16	15 15
2015	12 12	2 2
2016	2 2	1 1
2017	5 5	4 4
2018	2 2	1 1
2019	1 1	2 2
2020	1 1	3 3

NP - no poll; PB - probation; Note: First poll listed is AP; second poll listed is coaches.

### 1939

Date	W-L	AP	USA
11-13	6-1	16	NP
11-20	7-1	15	NP
11-27	8-1	14	NP
12-4	8-1	15	NP
12-11	8-1	12	NP

### 1940

Date	W-L	AP	USA
10-14	4-0	12	NP
10-21	4-0	13	NP
10-28	5-0	10	NP

### 1941

Date	W-L	AP	USA
10-13	4-0	13	NP
10-20	4-0	14	NP
11-17	6-1	18	NP
11-24	7-1	16	NP

### 1945

Date	W-L	AP	USA
11-26	6-2-1	18	NP

### 1948

Date	W-L	AP	USA
10-11	2-0	15	NP
10-18	3-0	14	NP
10-25	4-0	13	NP
11-1	5-0	12	NP
11-8	6-0	10	NP
11-15	7-0	9	NP
11-22	8-0	9	NP
11-29	9-0	11	NP

### 1950

Date	W-L	AP	USA
10-2	2-0	18	---
10-9	3-0	13	16
10-16	3-0	12	14
10-23	3-0-1	16	---
10-30	4-0-1	14	18
11-6	5-0-1	13	---
11-13	6-0-1	11	13
11-20	7-0-1	11	12
11-27	8-0-1	10	10

### 1951

Date	W-L	AP	USA
10-1	2-0	18	---
10-8	3-0	16	24
12-3	7-2	19	---

### 1955

Date	W-L	AP	USA
10-3	3-0	16	---

### 1956

Date	W-L	AP	USA
10-15	3-0-1	15	18
10-22	3-0-1	20	20
10-29	4-0-1	13	17
11-5	5-0-1	11	15
11-12	5-0-2	13	---
12-3	7-1-2	19	---

### 1957

Date	W-L	AP	USA
11-11	5-2	14	14
11-18	5-3	---	19
11-25	6-3	---	19
12-2	7-3	---	18

### 1958

Date	W-L	AP	USA
Pre	0-0	18	---
9-22	1-0	---	16
9-29	2-0	10	13
10-6	3-0	8	11
10-13	4-0	10	12
10-20	4-0	10	11
10-27	4-1	19	---
11-3	5-1	17	18
11-17	6-2	16	17
11-24	7-2	12	12
12-1	8-2	12	13

### 1959

Date	W-L	AP	USA
Pre	0-0	18	---
9-21	1-0	5	9
9-28	2-0	6	7
10-12	3-1	15	13
10-19	3-1	17	15
10-26	4-1	12	12
11-2	5-1	10	11
11-9	6-1	11	11
11-16	6-2	19	---
11-23	7-2	14	14
11-30	8-2	10	10
12-7	8-2	11	11

### 1960

Date	W-L	AP	USA
Pre	0-0	9	NP
9-19	0-0	9	NP
9-26	1-0	7	NP
10-3	2-0	8	11
10-10	3-0	8	11
10-17	3-1	---	17

### 1977

Date	W-L	AP	USA
10-17	5-1	20	19
10-24	6-1	16	16
10-31	7-1	13	13
11-7	7-1-1	15	16
11-14	7-2-1	15	15
11-21	8-2-1	13	14
11-28	8-2-1	11	10
1-3	8-3-1	19	---

### 1978

Date	W-L	AP	USA
Pre	0-0	18	---
9-18	1-0	---	18
10-23	5-1	20	20
10-30	6-1	16	16
11-6	7-1	15	15
11-13	8-1	12	12
11-20	9-1	10	10
11-27	10-1	7	7
12-4	10-1	7	8
1-3	11-1	6	6

### 1979

Date	W-L	AP	USA
11-5	6-2	18	17
11-12	7-2	14	14
11-19	8-2	13	13
11-26	8-3	18	17
12-3	8-3	18	17

### 1981

Date	W-L	AP	USA
9-21	3-0	19	18
9-28	3-0	14	14
10-5	4-0	9	10

10-12	5-0	6	7
10-19	6-0	4	5
10-26	7-0	3	4
11-2	8-0	2	3
11-9	9-0	2	2
11-16	10-0	2	2
11-23	11-0	2	2
11-30	11-0	1	1
1-3	12-0	1	1

### 1982

Date	W-L	AP	USA
Pre	0-0	11	9
9-6	0-1	16	NP
9-13	0-1	16	13
9-27	1-1-1	---	19
10-4	2-1-1	---	20
10-11	3-1-1	20	17
10-18	4-1-1	18	17
10-25	5-1-1	15	13
11-1	5-1-1	13	14
11-8	6-1-1	11	10
11-15	7-1-1	10	12
11-22	8-1-1	10	10
11-29	9-1-1	8	PB
12-6	9-1-1	7	PB
1-3	9-1-1	8	PB

### 1983

Date	W-L	AP	USA
11-7	7-1-1	17	PB
11-14	8-1-1	13	PB
11-21	8-1-1	12	PB
11-28	9-1-1	11	PB
12-3	9-1-1	12	PB
1-3	9-1-1	11	PB

### 1984

Date	W-L	AP	USA
Pre	0-0	4	8
9-3	1-0	3	5
9-10	2-0	2	4
9-17	2-0	2	PB
9-24	2-1-1	13	PB
11-12	7-2	20	PB

### 1986

Date	W-L	AP	USA
10-6	3-1	20	---
10-13	4-1	17	17
10-20	5-1	16	16
11-3	6-2	20	---
11-10	7-2	15	17
11-17	7-2-1	19	18
11-24	7-2-2	---	18
12-3	7-2-2	---	18
1-3	8-2-2	17	19

### 1987

Date	W-L	AP	USA
Pre	0-0	9	NP
9-7	1-0	10	10
9-14	2-0	8	8
9-21	3-0	9	9
9-28	4-0	8	7
10-5	4-0	8	7
10-12	5-0	7	6
10-19	6-0	7	7
10-26	6-1	14	12
11-2	7-1	10	10
11-9	8-1	9	9
11-16	9-1	8	8
11-23	9-2	13	13
11-30	9-2	13	13
12-7	9-2	14	12
1-3	10-2	12	10

### 1988

Date	W-L	AP	USA
Pre	0-0	4	4
9-5	1-0	3	3
9-12	2-0	3	4
9-19	2-1	12	12
9-26	3-1	11	11
10-3	3-1	11	12
10-10	4-1	11	11
10-17	5-1	9	10
10-24	5-2	15	18
10-31	6-2	17	20



THE TIGERS WERE RANKED IN A FINAL POLL IN SEVEN OF FRANK HOWARD'S SEASONS AS HEAD COACH AT CLEMSON.

# WEEKLY POLLS



CLEMSON WAS RANKED IN THE FINAL TOP-25 AP POLL AFTER WINNING THE 2009 MUSIC CITY BOWL.

11-7	7-2	16	16
11-14	8-2	15	15
11-21	9-2	13	13
11-28	9-2	13	13
12-5	9-2	13	13
1-3	10-2	9	8

## 1989

Date	W-L	AP	USA
Pre	0-0	12	NP
9-4	1-0	10	9
9-11	2-0	7	6
9-18	3-0	7	6
9-25	4-0	7	6
10-2	4-1	15	14
10-9	5-1	14	13
10-23	6-2	22	19
10-30	7-2	21	18
11-6	8-2	17	15
11-13	8-2	15	13
11-20	9-2	15	13
11-27	9-2	14	13
12-4	9-2	14	13
1-2	10-2	12	11

## 1990

Date	W-L	AP	USA
Pre	0-0	10	NP
9-3	1-0	9	10
9-10	1-1	16	19
9-17	2-1	16	19
9-24	3-1	19	18
10-1	4-1	16	13
10-8	5-1	15	14
10-15	5-2	22	22
10-22	6-2	19	17
10-29	7-2	18	17
11-5	8-2	18	16
11-12	8-2	17	15
11-19	9-2	16	13
11-26	9-2	14	11
12-3	9-2	14	11
1-2	10-2	9	9

## 1991

Date	W-L	AP	USA
Pre	0-0	9	NP

9-2	0-0	8	NP
9-8	1-0	8	NP
9-15	1-0	8	NP
9-23	2-0	7	7
9-30	3-0	6	6
10-7	3-1	18	16
10-14	3-1-1	21	21
10-21	3-1-1	19	19
10-28	4-1-1	16	16
11-4	5-1-1	15	14
11-11	6-1-1	15	14
11-18	7-1-1	14	13
11-25	8-1-1	13	12
12-2	9-1-1	13	12
1-2	9-2-1	18	17

## 1992

Date	W-L	AP	USA
Pre	0-0	13	NP
8-30	0-0	13	NP
9-7	1-0	15	14
9-14	1-1	17	17
9-21	1-1	16	16
9-28	1-2	25	24
10-5	2-2	25	22
10-12	3-2	19	19
10-17	4-2	18	15
10-24	4-3	---	25

## 1993

Date	W-L	AP	USA
Pre	0-0	23	NP
8-30	0-0	22	21
9-6	1-0	21	17
10-4	3-1	---	24
11-15	7-1	24	25
11-22	8-3	24	23
11-29	8-3	24	23
12-6	8-3	24	23
1-3	9-3	23	22

## 1994

Date	W-L	AP	USA
Pre	0-0	25	24
8-30	0-0	24	NP
9-5	1-0	22	20

## 1995

Date	W-L	AP	USA
11-6	6-3	24	25
11-13	7-3	24	24
11-20	8-3	24	22
11-27	8-3	24	22
12-4	8-3	23	21

## 1996

Date	W-L	AP	USA
Pre	0-0	25	23
11-18	7-3	22	24

## 1997

Date	W-L	AP	USA
Pre	0-0	20	21
8-25	0-0	20	NP
9-1	0-0	---	20
9-8	1-0	19	21
9-15	2-0	16	15
9-22	2-1	17	21

## 2000

Date	W-L	AP	USA
Pre	0-0	17	19
8-27	0-0	17	18
9-3	1-0	17	19
9-10	2-0	16	16
9-17	3-0	11	11
9-24	4-0	7	8
10-1	5-0	5	5
10-8	6-0	5	4
10-15	7-0	5	4
10-22	8-0	5	4
10-29	8-1	10	10
11-5	8-2	17	15
11-12	8-2	16	14
11-19	9-2	15	12
11-26	9-2	15	13
12-3	9-2	16	13
1-6	9-3	16	14

## 2001

Date	W-L	AP	USA
Pre	0-0	19	18
8-26	0-0	19	18
9-2	1-0	20	19

9-9	2-0	19	18
9-16	2-0	NP	NP
9-23	2-1	---	25
9-30	3-1	19	21
10-7	3-1	16	18
10-14	4-1	13	15
10-21	4-2	---	25
10-28	5-2	---	24

## 2003

Date	W-L	AP	USA
1-5	9-4	22	22

## 2005

Date	W-L	AP	USA
9-7	1-0	25	---
9-11	2-0	20	23
11-20	7-4	25	---
11-27	7-4	22	23
12-4	7-4	23	23
1-5	8-4	21	21

## 2006

Date	W-L	AP	USA
Pre	0-0	18	18
9-5	1-0	18	18
9-17	2-1	19	23
9-24	3-1	18	19
10-1	4-1	15	15
10-8	5-1	12	12
10-15	6-1	12	12
10-22	7-1	10	11
10-29	7-2	19	19
11-12	8-3	25	25
11-19	8-3	24	24

## 2007

Date	W-L	AP	USA
9-4	1-0	25	---
9-9	2-0	20	20
9-16	3-0	15	14
9-23	4-0	13	13
9-30	4-1	22	22
10-28	6-2	25	24
11-4	7-2	20	20
11-11	8-2	15	16
11-18	8-3	21	22
11-25	9-3	15	16
12-2	9-3	15	16
1-8	9-4	21	22

## 2008

Date	W-L	AP	USA
Pre	0-0	9	9
9-2	0-1	---	22
9-7	1-1	---	23
9-14	2-1	23	21
9-21	3-1	20	19

## 2009

Date	W-L	AP	USA
11-8	6-3	24	NR
11-15	7-3	18	19
11-22	8-3	15	16
11-29	8-4	25	NR
1-5	9-5	24	NR

## 2011

Date	W-L	AP	USA
9-18	3-0	21	22
9-25	4-0	13	15
10-2	5-0	8	8
10-9	6-0	8	8
10-16	7-0	8	8
10-23	8-0	6	6
10-30	8-1	11	12
11-6	8-1	9	10
11-13	9-1	7	8
11-20	9-2	18	17
11-27	9-3	21	21
12-4	10-3	14	14
1-10	10-4	22	22

## 2012

Date	W-L	AP	USA
Pre	0-0	14	14
9-2	1-0	12	12
9-9	2-0	11	11
9-16	3-0	10	9

9-23	3-1	17	16
9-30	4-1	15	15
10-7	5-1	16	13
10-14	5-1	14	13
10-21	6-1	14	13
10-28	7-1	10	9
11-4	8-1	10	8
11-11	9-1	11	9
11-18	10-1	12	9
11-25	10-2	15	14
12-2	10-2	14	13
1-8	11-2	11	9

## 2013

Date	W-L	AP	USA
Pre	0-0	8	8
9-1	1-0	4	5
9-8	2-0	3	5
9-15	2-0	3	4
9-22	3-0	3	4
9-29	4-0	3	4
10-6	5-0	3	4
10-13	6-0	3	4
10-20	6-1	9	10
10-27	7-1	9	8
11-3	8-1	8	7
11-10	8-1	8	6
11-17	9-1	7	6
11-24	10-1	6	4
12-1	10-2	13	11
12-8	10-2	12	11
1-7	11-2	8	7

## 2014

Date	W-L	AP	USA
Pre	0-0	16	16
8-31	0-1	23	24
9-7	1-1	23	24
9-14	1-1	22	24
10-5	3-2	NR	25
10-12	4-2	24	22
10-19	5-2	21	20
10-26	6-2	22	21
11-2	6-2	19	19
11-9	7-2	18	17
11-23	8-3	23	24
11-30	9-3	19	19
12-7	9-3	18	18
1-13	10-3	15	15

## 2015

Date	W-L	AP	USA
Pre	0-0	12	12
9-6	1-0	12	12
9-13	2-0	11	9
9-20	3-0	11	10
9-27	3-0	12	11
10-4	4-0	6	6
10-11	5-0	5	6
10-18	6-0	6	6
10-25	7-0	3	6
11-1	8-0	3	6
11-8	9-0	1	2
11-15	10-0	1	1
11-22	11-0	1	1
11-29	12-0	1	1
12-6	13-0	1	1
1-12	14-1	2	2

## 2016

Date	W-L	AP	USA
Pre	0-0	2	2
9-4	1-0	2	2
9-11	2-0	5	3
9-18	3-0	5	3
9-25	4-0	5	3
10-2	5-0	3	3
10-9	6-0	3	3
10-16	7-0	4	3
10-23	7-0	3	3
10-30	8-0	2	3
11-6	9-0	2	3
11-13	9-1	4	5
11-20	10-1	4	4
11-27	11-1	3	3
12-4	12-1	2	3
1-10	14-1	1	1

## BCS RANKINGS

Date	Rk
10-23-2000	7
10-30-2000	13
11-11-2000	13
11-27-2000	15
12-3-2000	15
10-15-2006	12
10-22-2006	12
10-29-2006	19
11-19-2006	24
10-28-2007	25
11-4-2007	21
11-11-2007	15
11-18-2007	22
11-25-2007	16
12-2-2007	15
11-15-2009	23
11-22-2009	18
10-16-2011	7
10-23-2011	5
10-30-2011	11
11-6-2011	9
11-13-2011	7</



# GAME RESULTS VS. RANKED OPPONENTS

Date	Site	Opponent	CU AP,Coach	Opp. AP,Coach	W-L	Score
1-1-1940	N1	Boston College	12,NP	11,NP	W	6-3
11-28-1942	A	Auburn		16,NP	L	13-41
11-20-1943	A	Georgia Tech		15,NP	L	6-41
10-28-1944	A	Tennessee		20,NP	L	7-26
11-4-1944	A	Wake Forest		17,NP	L	7-13
11-13-1948	A	Wake Forest	10,NP	19,NP	W	21-14
9-30-1950	A	Missouri		17,NP	W	34-0
10-28-1950	A	Wake Forest	16,NR	17,NR	W	13-12
1-1-1951	A2	Miami (Fla.)	10,10	15,16	W	15-14
10-13-1951	A	Pacific	16,NR	20,NR	L	7-21
10-4-1952	A	Maryland		3,5	L	0-28
<b>10-3-1953</b>	<b>H</b>	<b>Maryland</b>		<b>3,NP</b>	<b>L</b>	<b>0-20</b>
11-7-1953	A	Georgia Tech		6,7	L	7-20
<b>11-21-1953</b>	<b>H</b>	<b>Auburn</b>		<b>14,14</b>	<b>L</b>	<b>19-45</b>
10-9-1954	N3	Florida		14,17	W	14-7
11-13-1954	A	Maryland		17,NR	L	0-16
11-20-1954	A	Auburn		18,18	L	6-27
<b>11-12-1955</b>	<b>H</b>	<b>Maryland</b>		<b>2,2</b>	<b>L</b>	<b>12-25</b>
11-19-1955	N4	Auburn		12,12	L	0-21
9-29-1956	A	Florida		19,NP	T	20-20
<b>11-3-1956</b>	<b>H</b>	<b>Virginia Tech</b>	<b>13,17</b>	<b>16,NR</b>	<b>W</b>	<b>21-6</b>
11-16-1956	A	Miami (Fla.)	13,NR	8,10	L	0-21
1-1-1957	N2	Colorado	19,NR	20,18	L	21-27
<b>10-5-1957</b>	<b>H</b>	<b>NC State</b>		<b>13,15</b>	<b>L</b>	<b>7-13</b>
11-16-1957	A	Duke	14,14	11,10	L	6-7
11-8-1958	A	Georgia Tech	17,18	NR,19	L	0-13
1-1-1959	N5	LSU	12,13	1,1	L	0-7
9-19-1959	A	North Carolina	18,NP	12,NP	W	20-18
10-3-1959	A	Georgia Tech	6,7	7,12	L	6-16
12-19-1959	N6	TCU	11,11	7,8	W	23-7
10-22-1960	A	Duke		NR,18	L	6-21
<b>10-27-1962</b>	<b>H</b>	<b>Auburn</b>		<b>NR,10</b>	<b>L</b>	<b>14-17</b>
9-21-1963	A	Oklahoma		4,NP	L	14-31
9-28-1963	A	Georgia Tech		9,NP	L	0-27
10-9-1965	A	Georgia		4,5	L	9-23
10-1-1966	A	Georgia Tech		9,10	L	12-13
10-8-1966	A	Alabama		4,4	L	0-26
10-22-1966	A	Southern California		5,5	L	0-30
<b>9-30-1967</b>	<b>H</b>	<b>Georgia</b>		<b>5,5</b>	<b>L</b>	<b>17-24</b>
<b>11-18-1967</b>	<b>H</b>	<b>NC State</b>		<b>10,10</b>	<b>W</b>	<b>14-6</b>
<b>9-27-1969</b>	<b>H</b>	<b>Georgia</b>		<b>7,7</b>	<b>L</b>	<b>0-30</b>
10-11-1969	A	Auburn		20,NR	L	0-51
10-3-1970	A	Georgia Tech		15,16	L	7-28
<b>10-10-1970</b>	<b>H</b>	<b>Auburn</b>		<b>9,9</b>	<b>L</b>	<b>0-44</b>
<b>9-25-1971</b>	<b>H</b>	<b>Georgia</b>		<b>14,13</b>	<b>L</b>	<b>0-28</b>
10-9-1971	N7	Duke		14,15	W	3-0
10-23-1971	A	Auburn		5,5	L	13-35
11-6-1971	A	North Carolina		NR,19	L	13-26
9-30-1972	A	Oklahoma		2,2	L	3-52
9-14-1974	A	Texas A&M		20,NR	L	0-24
9-21-1974	A	NC State		15,18	L	10-31
9-20-1975	A	Alabama		14,18	L	0-56
<b>9-18-1976</b>	<b>H</b>	<b>Georgia</b>		<b>9,9</b>	<b>L</b>	<b>0-41</b>
11-13-1976	A	Maryland		6,7	L	0-20
<b>9-10-1977</b>	<b>H</b>	<b>Maryland</b>		<b>10,NP</b>	<b>L</b>	<b>14-21</b>
9-17-1977	A	Georgia		17,19	W	7-6
<b>11-12-1977</b>	<b>H</b>	<b>Notre Dame</b>	<b>15,16</b>	<b>5,5</b>	<b>L</b>	<b>17-21</b>
12-30-1977	N8	Pittsburgh	11,10	10,9	L	3-34
11-18-1978	A	Maryland	12,12	11,11	W	28-24
12-29-1978	N8	Ohio State	7,8	20,NR	W	17-15
<b>11-3-1979</b>	<b>H</b>	<b>Wake Forest</b>		<b>14,14</b>	<b>W</b>	<b>31-0</b>
11-24-1979	A	South Carolina	13,13	19,NR	L	9-13
12-31-1979	N9	Baylor	18,17	19,19	L	18-24
9-20-1980	A	Georgia		10,9	L	16-20
<b>11-8-1980</b>	<b>H</b>	<b>North Carolina</b>		<b>14,14</b>	<b>L</b>	<b>19-24</b>
<b>11-22-1980</b>	<b>H</b>	<b>South Carolina</b>		<b>14,15</b>	<b>W</b>	<b>27-6</b>
<b>9-19-1981</b>	<b>H</b>	<b>Georgia</b>		<b>4,4</b>	<b>W</b>	<b>13-3</b>
11-7-1981	A	North Carolina	2,3	8,9	W	10-8
1-1-1982	N2	Nebraska	1,1	4,4	W	22-15
9-6-1982	A	Georgia	11,9	7,7	L	7-13
<b>11-6-1982</b>	<b>H</b>	<b>North Carolina</b>	<b>13,14</b>	<b>18,13</b>	<b>W</b>	<b>16-13</b>
11-13-1982	A	Maryland	11,10	18,16	W	24-22
<b>9-17-1983</b>	<b>H</b>	<b>Georgia</b>		<b>11,7</b>	<b>T</b>	<b>16-16</b>
11-5-1983	A	North Carolina		10,9	W	16-3
<b>11-12-1983</b>	<b>H</b>	<b>Maryland</b>	<b>17,PB</b>	<b>11,9</b>	<b>W</b>	<b>52-27</b>
9-22-1984	A	Georgia	2,PB	20,17	L	23-26
9-29-1984	A	Georgia Tech	13,PB	20,NR	L	21-28
<b>11-24-1984</b>	<b>H</b>	<b>South Carolina</b>		<b>9,9</b>	<b>L</b>	<b>21-22</b>
9-20-1986	A	Georgia		14,10	W	31-28
10-25-1986	A	NC State	16,16	20,19	L	3-27
12-27-1986	N8	Stanford	21,18	20,17	W	27-21
<b>9-19-1987</b>	<b>H</b>	<b>Georgia</b>		<b>8,8</b>	<b>W</b>	<b>21-20</b>
11-21-1987	A	South Carolina	8,8	12,12	L	7-20
1-1-1988	N10	Penn State	14,12	20,19	W	35-10
<b>9-17-1988</b>	<b>H</b>	<b>Florida State</b>		<b>3,4</b>	<b>L</b>	<b>21-24</b>
<b>10-15-1988</b>	<b>H</b>	<b>Duke</b>		<b>11,12</b>	<b>W</b>	<b>49-17</b>
10-22-1988	A	NC State	9,10	24,NR	L	3-10
<b>11-19-1988</b>	<b>H</b>	<b>South Carolina</b>	<b>15,15</b>	<b>25,21</b>	<b>W</b>	<b>29-10</b>

1-2-1989	N10	Oklahoma	9,13	10,11	W	13-6
9-9-1989	A	Florida State	10,9	16,16	W	34-23
10-21-1989	H	NC State	NR,24	12,12	W	30-10
12-30-1989	N8	West Virginia	14,13	17,17	W	27-7
9-8-1990	A	Virginia	9,10	14,13	L	7-20
10-13-1990	A	Georgia Tech	15,14	18,15	L	19-21
10-27-1990	H	North Carolina	18,17	NR,24	W	20-3
1-1-1991	N11	Illinois	14,11	16,17	W	30-0
9-28-1991	H	Georgia Tech	7,7	19,18	W	9-7
10-26-1991	H	NC State	19,19	12,12	W	29-19
1-1-1992	N10	California	13,12	14,14	L	13-37
9-12-1992	H	Florida State	15,14	5,4	L	20-24
10-10-1992	A	Virginia	25,22	10,10	W	29-28
10-24-1992	A	NC State	18,15	23,23	L	6-20
11-7-1992	H	North Carolina		18,18	W	40-7
9-11-1993	A	Florida State	21,17	1,1	L	0-57
10-2-1993	H	NC State		24,23	W	20-14
11-6-1993	A	North Carolina		16,18	L	0-24
11-13-1993	H	Virginia		18,16	W	23-14
10-15-1994	A	Duke		25,23	L	13-19
10-22-1994	A	Florida State		7,10	L	0-17
11-5-1994	A	North Carolina		19,12	W	28-17
9-9-1995	H	Florida State		1,1	L	26-45
9-23-1995	H	Virginia		11,14	L	3-22
10-5-1996	A	Florida State		2,2	L	3-34
10-19-1996	H	Georgia Tech		22,24	W	28-25
11-9-1996	A	Virginia		15,16	W	24-16
12-28-1996	N9	LSU		17,16	L	7-10
9-13-1997	A	NC State	19,21	NR,25	W	19-17
9-20-1997	H	Florida State	16,15	5,5	L	28-35
11-15-1997	H	North Carolina		8,9	L	10-17
1-2-1998	N9	Auburn		13,13	L	17-21
9-19-1998	A	Virginia		10,10	L	18-20
10-17-1998	A	Florida State		6,7	L	0-48
11-12-1998	H	Georgia Tech		22,23	L	21-24
9-11-1999	H	Virginia		22,19	W	33-14
9-23-1999	A	Virginia Tech		8,8	L	11-31
10-23-1999	H	Florida State		1,1	L	14-17
11-13-1999	A	Georgia Tech		13,14	L	42-45
12-31-1999	N9	Mississippi State		15,16	L	7-17
11-4-2000	A	Florida State	10,10	4,4	L	7-54
11-18-2000	H	South Carolina	16,14	25,NR	W	16-14
1-1-2001	N8	Virginia Tech	16,13	6,5	L	20-41
9-29-2001	A	Georgia Tech	NR,25	9,11	W	47-44
11-3-2001	H	Florida State	NR,24	14,14	L	27-41
11-10-2001	A	Maryland		13,11	L	20-37
11-17-2001	A	South Carolina		22,22	L	15-20
8-31-2002	A	Georgia		8,12	L	28-31
10-3-2002	A	Florida State		11,11	L	31-48
10-24-2002	H	NC State		12,9	L	6-38
11-16-2002	H	Maryland		19,19	L	12-30
8-30-2003	H	Georgia		11,9	L	0-30
10-11-2003	H	Virginia		25,24	W <sup>(OT)</sup>	30-27
11-8-2003	H	Florida State		3,3	W	26-10
1-2-2004	N9	Tennessee		6,7	W	27-14
9-25-2004	A	Florida State		8,11	L	22-41
10-7-2004	A	Virginia		10,9	L	10-30
11-6-2004	A	Miami (Fla.)		11,10	W <sup>(OT)</sup>	24-17
9-3-2005	H	Texas A&M		17,17	W	25-24
9-17-2005	H	Miami (Fla.)	20,23	13,13	L <sup>(3OT)</sup>	30-36
9-24-2005	H	Boston College		NR,25	L <sup>(OT)</sup>	13-16
11-12-2005	H	Florida State		17,16	W	35-14
11-19-2005	A	South Carolina		19,21	W	13-9
9-16-2006	A	Florida State		9,10	W	27-20
10-21-2006	H	Georgia Tech	12,12	13,13	W	31-7
9-3-2007	H	Florida State		19,21	W	24-18
10-6-2007	H	Virginia Tech	22,22	15,14	L	23-41
11-17-2007	H	Boston College	15,16	18,18	L	17-20
12-31-2007	N9	Auburn	15,16	22,21	L <sup>(OT)</sup>	20-23
8-30-2008	N12	Alabama	9,9	24,NR	L	10-34
10-9-2008	A	Wake Forest		21,21	L	7-12
11-8-2008	A	Florida State		24,24	L	27-41
9-10-2009	A	Georgia Tech		15,13	L	27-30
9-26-2009	H	TCU		15,14	L	10-14
10-24-2009	A	Miami (Fla.)		8,9	W <sup>(OT)</sup>	40-37
12-5-2009	N13	Georgia Tech	25,NR	12,12	L	34-39
9-18-2010	A	Auburn		16,15	L <sup>(OT)</sup>	24-27
10-2-2010	H	Miami (Fla.)		16,17	L	21-30
11-6-2010	H	NC State		23,25	W	14-13
11-27-2010	H	South Carolina		18,17	L	7-29
9-17-2011	H	Auburn		21,19	W	38-24
9-24-2011	H	Florida State	21,22	11,14	W	35-30
10-1-2011	A	Virginia Tech	13,15	11,10	W	23-3
11-26-2011	A	South Carolina	18,17	14,13	L	13-34
12-3-2011	N14	Virginia Tech	21,21	5,3	W	38-10
1-4-2012	N2	West Virginia	14,14	23,22	L	33-70
9-1-2012	N12	Auburn	14,14	NR,25	W	26-19
9-22-2012	A	Florida State	10,9	4,4	L	37-49
11-24-2012	H	South Carolina	12,9	13,12	L	17-27

# GAME RESULTS VS. RANKED OPPONENTS



BAYLON SPECTOR (#10), MYLES MURPHY (#98) AND THE REST OF THE TIGER DEFENSE DOMINATED THE NO. 7 HURRICANES IN CLEMSON'S 42-17 VICTORY IN 2020.

12-31-2012	N9	LSU	14,13	9,7	W	25-24
8-31-2013	H	Georgia	8,8	5,5	W	38-35
10-19-2013	H	Florida State	3,4	5,5	L	14-51
11-30-2013	A	South Carolina	6,4	10,9	L	17-31
1-3-2014	N2	Ohio State	12,11	7,6	W	40-35
8-30-2014	A	Georgia	16,16	12,12	L	21-45
9-20-2014	A	Florida State	22,24	1,1	L <sup>(OT)</sup>	17-23
11-15-2014	A	Georgia Tech	18,17	24,23	L	6-28
12-29-2014	N15	Oklahoma	18,18	NR,24	W	40-6
10-3-2015	H	Notre Dame	11,12	6,7	W	24-22
11-7-2015	H	Florida State	3,6	17,15	W	23-13
12-5-2015	N14	North Carolina	1,1	8,8	W	45-37
12-31-2015	N2	Oklahoma	1,1	4,3	W	37-17
1-11-2016	N16	Alabama	1,1	2,2	L	40-45
10-1-2016	H	Louisville	5,3	3,4	W	42-36
10-29-2016	A	Florida State	3,3	12,14	W	37-34
12-3-2016	N17	Virginia Tech	3,3	19,18	W	42-35
12-31-2016	N18	Ohio State	3,3	2,2	W	31-0
1-9-2017	N19	Alabama	3,3	1,1	W	35-31
9-9-2017	H	Auburn	3,3	13,13	W	14-6
9-16-2017	A	Louisville	3,2	14,14	W	47-21
9-30-2017	A	Virginia Tech	2,2	12,12	W	31-17
11-4-2017	A	NC State	6,5	20,20	W	38-31
11-25-2017	A	South Carolina	4,3	*24	W	34-10
12-2-2017	N14	Miami (Fla.)	1,1	7,7	W	38-3

1-1-2018	N5	Alabama	1,1	4,4	L	6-24
10-20-2018	H	NC State	3,3	16,15	W	41-7
11-10-2018	A	Boston College	2,2	17,14	W	27-7
12-29-2018	N20	Notre Dame	2,2	3,3	W	30-3
1-7-2019	N21	Alabama	2,2	1,1	W	44-16
9-7-2019	H	Texas A&M	1,1	12,11	W	24-10
12-7-2019	N14	Virginia	3,3	22,22	W	62-17
12-28-2019	N18	Ohio State	3,3	2,2	W	29-23
1-13-2020	N22	LSU	3,3	1,1	L	25-42
10-10-2020	H	Miami (Fla.)	1,1	7,7	W	42-17
11-7-2020	A	Notre Dame	1,1	4,4	L <sup>(2OT)</sup>	40-47
12-19-2020	N14	Notre Dame	4,3	2,2	W	34-10
1-1-2021	N5	Ohio State	2,2	3,3	L	28-49
<b>Total</b>						<b>93-120-2</b>

\* - CFP ranking; PB - not ranked by UPI due to probation; N1 - Dallas, Texas (Cotton Bowl); A2, N2 - Miami, Fla. (Orange Bowl); N3 - Jacksonville, Fla.; N4 - Mobile, Ala.; N5 - New Orleans, La. (Sugar Bowl); N6 - Houston, Texas (Bluebonnet Bowl); N7 - Norfolk, Va. (Oyster Bowl); N8 - Jacksonville, Fla. (Gator Bowl); N9 - Atlanta, Ga. (Peach/Chick-fil-A Bowl); N10 - Orlando, Fla. (Citrus Bowl); N11 - Tampa, Fla. (Hall of Fame Bowl); N12 - Atlanta, Ga.; N13 - Tampa, Fla. (ACC Championship game); N14 - Charlotte, N.C. (ACC Championship Game); N15 - Orlando, Fla. (Russell Athletic Bowl); N16 - Glendale, Ariz. (CFP National Championship Game); N17 - Orlando, Fla. (ACC Championship Game); N18 - Glendale, Ariz. (Fiesta Bowl); N19 - Tampa, Fla. (CFP National Championship Game); N20 - Arlington, Texas (Cotton Bowl); N21 - Santa Clara, Calif. (CFP National Championship Game); N22 - New Orleans, La. (CFP National Championship Game); Note: Clemson home games in **bold**.



# TOP-25 WINS

Date	Site	Opponent	AP,Coach	Score
1-1-1940	N1	Boston College	11,NP	6-3
11-13-1948	A	Wake Forest	19,NP	21-14
9-30-1950	A	Missouri	17,NP	34-0
10-28-1950	A	Wake Forest	17,NR	13-12
1-1-1951	N2	Miami (Fla.)	15,16	15-14
10-9-1954	N3	Florida	14,17	14-7
11-3-1956	H	Virginia Tech	16,NR	21-6
9-19-1959	A	North Carolina	12,NP	20-18
12-19-1959	N4	TCU	7,8	23-7
11-18-1967	H	NC State	10,10	14-6
10-9-1971	N5	Duke	14,15	3-0
9-17-1977	A	Georgia	17,19	7-6
11-18-1978	A	Maryland	11,11	28-24
12-30-1978	N6	Ohio State	20,NR	17-15
11-3-1979	H	Wake Forest	14,14	31-0
11-22-1980	H	South Carolina	14,15	27-6
9-19-1981	H	Georgia	4,4	13-3
11-7-1981	A	North Carolina	8,9	10-8
1-1-1982	N2	Nebraska	4,4	22-15
11-6-1982	H	North Carolina	18,13	16-13
11-13-1982	A	Maryland	18,16	24-22
11-5-1983	A	North Carolina	10,9	16-3
11-12-1983	H	Maryland	11,17	52-27
9-20-1986	A	Georgia	14,10	31-28
12-27-1986	N6	Stanford	20,17	27-21
9-19-1987	H	Georgia	18,17	21-20
1-1-1988	N7	Penn State	20,19	35-10
10-15-1988	H	Duke	22,24	49-17
11-19-1988	H	South Carolina	25,21	29-10
1-2-1989	N7	Oklahoma	10,11	13-6
9-9-1989	A	Florida State	16,16	34-23
10-21-1989	H	NC State	12,12	30-10
12-30-1989	N6	West Virginia	17,17	27-7
10-27-1990	H	North Carolina	NR,24	20-3
1-1-1991	N8	Illinois	16,17	30-0
9-28-1991	H	Georgia Tech	19,18	9-7
10-26-1991	H	NC State	12,12	29-19
10-10-1992	A	Virginia	10,10	29-28
11-7-1992	H	North Carolina	18,18	40-7
10-2-1993	H	NC State	24,23	20-14
11-13-1993	H	Virginia	18,16	23-14
11-5-1994	A	North Carolina	19,12	28-17
10-19-1996	H	Georgia Tech	22,24	28-25
11-9-1996	A	Virginia	15,16	24-16
9-13-1997	A	NC State	NR,25	19-17
9-11-1999	H	Virginia	22,19	33-14
11-18-2000	H	South Carolina	25,NR	16-14
9-29-2001	A	Georgia Tech	9,11	(OT)47-44
10-11-2003	H	Virginia	25,24	(OT)30-27
11-8-2003	H	Florida State	3,3	26-10
1-2-2004	N9	Tennessee	6,7	27-14
11-6-2004	A	Miami (Fla.)	11,10	(OT)24-17
9-3-2005	H	Texas A&M	17,17	25-24
11-12-2005	H	Florida State	17,16	35-14
11-19-2005	A	South Carolina	19,21	13-9
9-16-2006	A	Florida State	9,10	27-20
10-21-2006	H	Georgia Tech	13,13	31-7
9-3-2007	H	Florida State	19,21	24-18
10-24-2009	A	Miami (Fla.)	8,9	(OT)40-37
11-6-2010	H	NC State	23,25	14-13
9-17-2011	H	Auburn	21,19	38-24
9-24-2011	H	Florida State	11,14	35-30
10-1-2011	A	Virginia Tech	11,10	23-3
12-3-2011	N10	Virginia Tech	5,3	38-10
9-1-2012	N9	Auburn	NR,25	26-19
12-31-2012	N9	LSU	9,7	25-24

Date	Site	Opponent	AP,Coach	Score
8-31-2013	H	Georgia	5,5	38-35
1-3-2014	N11	Ohio State	7,6	40-35
12-29-2014	N7	Oklahoma	NR,24	40-6
10-3-2015	H	Notre Dame	6,7	24-22
11-7-2015	H	Florida State	17,15	23-13
12-5-2015	N10	North Carolina	8,8	45-37
12-31-2015	N11	Oklahoma	4,3	37-17
10-1-2016	H	Louisville	3,4	42-36
10-29-2016	A	Florida State	12,14	37-34
12-2-2016	N7	Virginia Tech	19,18	42-35
12-31-2016	N12	Ohio State	2,2	31-0
1-9-2017	N8	Alabama	1,1	35-31
9-9-2017	H	Auburn	13,13	14-6
9-16-2017	A	Louisville	14,14	47-21
9-30-2017	A	Virginia Tech	12,12	31-17
11-4-2017	A	NC State	20,20	38-31
11-25-2017	A	South Carolina	*24	34-10
12-2-2017	N10	Miami (Fla.)	7,7	38-3
10-20-2018	H	NC State	16,15	41-7
11-10-2018	A	Boston College	17,14	27-7
12-29-2018	N13	Notre Dame	3,3	30-3
1-7-2019	N14	Alabama	1,1	44-16
9-7-2019	H	Texas A&M	12,11	24-10
12-7-2019	N10	Virginia	22,22	62-17
12-28-2019	N12	Ohio State	2,2	29-23
10-10-2020	H	Miami (Fla.)	7,7	42-17
12-19-2020	N10	Notre Dame	2,2	34-10

\* - CFP ranking; N1 - Dallas, Texas; N2 - Miami, Fla.; N3 - Jacksonville, Fla.; N4 - Houston, Texas; N5 - Norfolk, Va.; N6 - Jacksonville, Fla.; N7 - Orlando, Fla.; N8 - Tampa, Fla.; N9 - Atlanta, Ga.; N10 - Charlotte, N.C.; N11 - Miami Gardens, Fla.; N12 - Glendale, Ariz.; N13 - Arlington, Texas; N14 - Santa Clara, Calif.; Note: Clemson home games in **bold**.

## LARGEST TOP-25 WIN MARGINS

Year	Opponent	AP,USA	Score	Mar.	Coach
2019	Virginia	22,22	62-17	+45	Dabo Swinney
2017	Miami (Fla.)	7,7	38-3	+35	Dabo Swinney
1950	at Missouri	17,NP	34-0	+34	Frank Howard
2014	Oklahoma	NR,24	40-6	+34	Dabo Swinney
2018	NC State	16,15	41-7	+34	Dabo Swinney
1992	North Carolina	18,18	40-7	+33	Ken Hatfield
1988	Duke	22,24	49-17	+32	Danny Ford
1979	Wake Forest	14,14	31-0	+31	Danny Ford
2016	Ohio State	2,2	31-0	+31	Dabo Swinney
1990	Illinois	16,17	30-0	+30	Ken Hatfield
2011	Virginia Tech	5,3	38-10	+28	Dabo Swinney
2018	Alabama	1,1	44-16	+28	Dabo Swinney
2018	Notre Dame	3,3	30-3	+27	Dabo Swinney
2017	Louisville	14,14	47-21	+26	Dabo Swinney
1983	Maryland	11,17	52-27	+25	Danny Ford
1987	Penn State	20,19	35-10	+25	Danny Ford
2020	Miami (Fla.)	7,7	42-17	+25	Dabo Swinney
2006	Georgia Tech	13,13	31-7	+24	Tommy Bowden
2017	South Carolina	*24	34-10	+24	Dabo Swinney
2020	Notre Dame	2,2	34-10	+24	Dabo Swinney
1980	South Carolina	14,15	27-6	+21	Danny Ford
2005	Florida State	17,16	35-14	+21	Tommy Bowden
1989	NC State	12,12	30-10	+20	Danny Ford
1989	West Virginia	17,17	27-7	+20	Danny Ford
2011	at Virginia Tech	11,10	23-3	+20	Dabo Swinney
2015	Oklahoma	4,3	37-17	+20	Dabo Swinney
2018	at Boston College	17,14	27-7	+20	Dabo Swinney

\* - CFP ranking; Note: Clemson home games in **bold**.

## HIGHEST-RANKED WINS

Year	Opponent	Site	Opp. Rk	Score
2016	Alabama	N7	1,1	35-31
2018	Alabama	N10	1,1	44-16
2016	Ohio State	N8	2,2	31-0
2019	Ohio State	N8	2,2	29-23
2020	Notre Dame	N5	2,2	34-10
2003	Florida State	H	3,3	26-10
2018	Notre Dame	N	3,3	30-3
2016	Louisville	H	3,4	42-36
2015	Oklahoma	N6	4,3	37-17
2011	Virginia Tech	N5	5,3	38-10
1981	Georgia	H	4,4	13-3
1981	Nebraska	N1	4,4	22-15
2013	Georgia	H	5,5	38-35
2003	Tennessee	N2	6,7	27-14
2015	Notre Dame	H	6,7	24-22
2013	Ohio State	N6	7,6	40-35
2017	Miami (Fla.)	N5	7,7	38-3
2020	Miami (Fla.)	H	7,7	42-17
1959	TCU	N3	7,8	23-7
2015	North Carolina	N5	8,8	45-37
2012	LSU	N2	9,7	25-24
1981	North Carolina	A	8,9	10-8
2009	Miami (Fla.)	A	8,9	(OT)40-37
2001	Georgia Tech	A	9,11	(OT)47-44
2006	Florida State	A	9,10	27-20
1983	North Carolina	A	10,9	16-3
1967	NC State	H	10,10	14-6
1992	Virginia	A	10,10	29-28
1988	Oklahoma	N4	10,11	13-6
2004	Miami (Fla.)	A	11,10	(OT)24-17
2011	Virginia Tech	A	11,10	23-3
1986	Georgia	A	14,10	31-28

N1 - Miami, Fla.; N2 - Atlanta, Ga.; N3 - Houston, Texas; N4 - Orlando, Fla.; N5 - Charlotte, N.C.; N6 - Miami Gardens, Fla.; N7 - Tampa, Fla.; N8 - Glendale, Ariz.; N9 - Arlington, Texas; N10 - Santa Clara, Calif.; Note: Rankings by AP and coaches, respectively; Clemson home games in **bold**.

## RANKED WIN RECORDS

Top-25 Wins in a Season	6 (2017)
Top-20 Wins in a Season	5 (2016, 2016)
Top-10 Wins in a Season	3 (1981, 2015, 2017)
Top-5 Wins in a Season	3 (2016)
Wins Over Top-25 Teams in Consecutive Games	3 (2011, 2016)
Wins Over Top-10 Teams in Consecutive Games	2 (2015, 2016, 2018)
Wins Over Top-25 Teams in September	3 (2017)
Best-Ranked Win at Home	No. 3 Florida State in 2003, No. 3 Louisville in 2016
Best-Ranked Win on Road	No. 8 North Carolina in 1981; No. 8 Miami (Fla.) in 2009
Best-Ranked Win at Neutral Site	No. 1 Alabama, CFP National Championship Game, Tampa, Fla. in 2018 No. 1 Alabama, CFP National Championship Game, Santa Clara, Calif. in 2018
Largest Victory Margin Over a Top-25 Team	45 (62-17 vs. No. 22 Virginia in 2019)
Largest Victory Margin Over a Top-10 Team	35 (38-3 vs. No. 7 Miami (Fla.) in 2017)
Largest Victory Margin at Home vs. Top-25 Team	34 (41-7 vs. No. 15 NC State in 2018)
Largest Victory Margin on Road vs. Top-25 Team	34 (34-0 at No. 17 Missouri in 1950)
Largest Victory Margin in a Bowl Game Over a Top-25 Team	34 (40-6 vs. No. 25 Oklahoma in 2014 Russell Athletic Bowl)



# AGAINST ALL COMPETITION

Team	Home	Away	Neutral	Total
Alabama	0-2	0-7	5-5	5-14
App State	5-0			5-0
Army West Point		0-1		0-1
Auburn	7-10-1	5-20	3-4-1	15-34-2
Ball State	3-0			3-0
Baylor			0-1	0-1
Bingham	1-0			1-0
<b>Boston College</b>	<b>9-3-1</b>	9-6-1	1-0	<b>19-9-2</b>
California			0-1	0-1
Camp Hancock	0-1			0-1
Camp Sevier	1-0			1-0
Central Michigan	1-0			1-0
Centre	0-1	0-2		0-3
Charlotte	1-0			1-0
Charlotte "Y"		1-0		1-0
Chattanooga	1-0			1-0
Coastal Carolina	1-0			1-0
Colorado			1-1	1-1
Cumberland			0-0-1	0-0-1
Davidson	6-1-1	2-0-3	3-4	11-5-4
Duke	20-4-1	15-12	2-0	37-16-1
Duquesne	3-0	1-0		4-0
East Tennessee State	1-0			1-0
Elon	1-0			1-0
Erskine	7-1			7-1
Florida	0-2	1-4-1	2-3	3-9-1
Florida Atlantic	1-0			1-0
<b>Florida State</b>	<b>8-8</b>	5-12		<b>13-20</b>
Fordham		0-0-1		0-0-1
Furman	25-2	18-8-4		43-10-4
George Washington	0-1	2-0-1	1-0	3-1-1
<b>Georgia</b>	10-9-2	7-27-1	<b>1-6-1</b>	<b>18-42-4</b>
Georgia Pre-Flight			0-1	0-1
Georgia Southern	1-0			1-0
Georgia State	1-0			1-0

<b>Georgia Tech</b>	<b>15-6</b>	16-44-2	2-1	<b>33-51-2</b>
Gordon	4-0			4-0
Guilford	1-0			1-0
Illinois			1-0	1-0
Jacksonville N.A.S.		0-1		0-1
Kent State	1-0			1-0
Kentucky	1-1	2-6	2-1	5-8
Long Beach State	1-0			1-0
Louisiana Tech	2-0		1-0	3-0
<b>Louisville</b>	3-0	<b>3-0</b>		<b>6-0</b>
LSU			1-3	1-3
Marshall	0-1			0-1
Maryland	18-13	16-13-2		34-26-2
Maryville	1-0			1-0
Mercer	0-1	2-0	2-2	4-3
Miami (Fla.)	1-2	4-3	1-1	6-6
Middle Tennessee	2-0			2-0
Minnesota			0-1	0-1
Mississippi State	0-0-1	1-0	0-1	1-1-1
Missouri	1-0	1-1	1-0	3-1
Navy		1-0		1-0
<b>NC State</b>	26-11	<b>22-16</b>	11-1-1	<b>59-28-1</b>
Nebraska			1-1	1-1
Newberry	6-0			6-0
North Carolina	19-7	16-11-1	3-1	38-19-1
North Texas	1-0			1-0
Notre Dame	1-1	1-1	2-0	4-2
Oglethorpe	0-1			0-1
Ohio State			4-1	4-1
Oklahoma		0-2	3-0	3-2
Ole Miss		0-1	0-1	0-2
Pacific		0-1		0-1
Penn State			1-0	1-0
Pensacola N.A.S.	1-0			1-0
<b>Pittsburgh</b>	1-1		1-1	<b>2-2</b>
Port Royal	1-0			1-0

Presbyterian	32-3-4	1-0		33-3-4
Rhodes		1-0-1		1-0-1
Rice	1-0	3-3		4-3
Riverside	1-0			1-0
Samford	1-0	2-0		3-0
Sewanee			0-1	0-1
<b>South Carolina</b>	19-10-1	<b>52-32-3</b>		<b>71-42-4</b>
<b>South Carolina State</b>	<b>4-0</b>			<b>4-0</b>
South Florida			0-1	0-1
Southern California		0-1		0-1
Stanford			1-0	1-0
<b>Syracuse</b>	4-0	<b>3-1</b>	0-1	<b>7-2</b>
TCU	1-1	0-1	1-0	2-2
Temple	2-0		1-0	3-0
Tennessee	2-2-1	3-9-1	1-0	6-11-2
Texas A&M	2-1	1-2		3-3
Texas Tech			0-1	0-1
The Citadel	15-1	13-1	5-3-1	33-5-1
Troy	2-0			2-0
Tulane	1-1	3-5		4-6
UCF	1-0			1-0
ULM	1-0			1-0
UNLV	1-0			1-0
Utah State	1-0			1-0
UTEP	1-0			1-0
Vanderbilt		1-3		1-3
Villanova	1-1			1-1
Virginia	21-3-1	17-5	2-0	40-8-1
Virginia Tech	9-6-1	10-4	4-2	23-12-1
VMI	1-0		4-5-2	5-5-2
<b>Wake Forest</b>	<b>39-7</b>	26-10-1	3-0	<b>68-17-1</b>
West Virginia			1-1	1-1
Western Carolina	5-0			5-0
Wofford	9-0	4-3		13-3
<b>Totals</b>	<b>398-126-15</b>	<b>291-279-23</b>	<b>79-57-7</b>	<b>768-462-45</b>

Note: **Bold** denotes 2021 opponent.

# AGAINST ALL FBS CONFERENCES

## AMERICAN ATHLETIC CONFERENCE

Team	G	W	L	T	CU Pts	Opp. Pts
Navy	1	1	0	0	15	7
South Florida	1	0	1	0	26	31
Temple	3	3	0	0	137	23
Tulane	10	4	6	0	146	175
UCF	1	1	0	0	21	13
<b>Totals</b>	<b>16</b>	<b>9</b>	<b>7</b>	<b>0</b>	<b>345</b>	<b>249</b>

## ATLANTIC COAST CONFERENCE

Team	G	W	L	T	CU Pts	Opp. Pts
<b>Boston College</b>	<b>30</b>	<b>19</b>	<b>9</b>	<b>2</b>	<b>771</b>	<b>498</b>
Duke	54	37	16	1	1354	842
<b>Florida State</b>	<b>33</b>	<b>13</b>	<b>20</b>	<b>0</b>	<b>758</b>	<b>982</b>
<b>Georgia Tech</b>	<b>86</b>	<b>33</b>	<b>51</b>	<b>2</b>	<b>1641</b>	<b>1762</b>
<b>Louisville</b>	<b>6</b>	<b>6</b>	<b>0</b>	<b>0</b>	<b>254</b>	<b>117</b>
Miami (Fla.)	12	6	6	0	281	235
<b>NC State</b>	<b>88</b>	<b>59</b>	<b>28</b>	<b>1</b>	<b>1799</b>	<b>1350</b>
North Carolina	58	38	19	1	1265	1034
<b>Pittsburgh</b>	<b>4</b>	<b>2</b>	<b>2</b>	<b>0</b>	<b>139</b>	<b>104</b>
Syracuse	9	7	2	0	295	165
Virginia	49	40	8	1	1344	722
Virginia Tech	36	23	12	1	715	537
<b>Wake Forest</b>	<b>86</b>	<b>68</b>	<b>17</b>	<b>1</b>	<b>2256</b>	<b>1145</b>
<b>Totals</b>	<b>552</b>	<b>351</b>	<b>191</b>	<b>10</b>	<b>12,872</b>	<b>9493</b>

## BIG TEN CONFERENCE

Team	G	W	L	T	CU Pts	Opp. Pts
Illinois	1	1	0	0	30	0
Maryland	62	34	26	2	1300	1126
Minnesota	1	0	1	0	13	20
Nebraska	2	1	1	0	43	41
Ohio State	5	4	1	0	145	122
Penn State	1	1	0	0	35	10
<b>Totals</b>	<b>71</b>	<b>41</b>	<b>28</b>	<b>2</b>	<b>1566</b>	<b>1319</b>

## BIG 12 CONFERENCE

Team	G	W	L	T	CU Pts	Opp. Pts
Baylor	1	0	1	0	18	24
Oklahoma	5	3	2	0	107	112
TCU	4	2	2	0	46	35
Texas Tech	1	0	1	0	15	55
West Virginia	2	1	1	0	60	77
<b>Totals</b>	<b>13</b>	<b>6</b>	<b>7</b>	<b>0</b>	<b>236</b>	<b>303</b>

## CONFERENCE USA

Team	G	W	L	T	CU Pts	Opp. Pts
Charlotte	1	1	0	0	52	10
Florida Atlantic	1	1	0	0	54	6
Louisiana Tech	3	3	0	0	133	37
Marshall	1	0	1	0	10	13
Middle Tennessee	2	2	0	0	74	28
North Texas	1	1	0	0	35	10
Rice	7	4	3	0	102	107
UTEP	1	1	0	0	39	7
<b>Totals</b>	<b>17</b>	<b>13</b>	<b>4</b>	<b>0</b>	<b>499</b>	<b>218</b>

## MID-AMERICAN CONFERENCE

Team	G	W	L	T	CU Pts	Opp. Pts
Ball State	3	3	0	0	106	44
Central Michigan	1	1	0	0	70	14
Kent State	1	1	0	0	56	3
<b>Totals</b>	<b>5</b>	<b>5</b>	<b>0</b>	<b>0</b>	<b>232</b>	<b>61</b>

## MOUNTAIN WEST CONFERENCE

Team	G	W	L	T	CU Pts	Opp. Pts
UNLV	1	1	0	0	24	14
Utah State	1	1	0	0	35	6
<b>Totals</b>	<b>2</b>	<b>2</b>	<b>0</b>	<b>0</b>	<b>59</b>	<b>20</b>

## PACIFIC-12 CONFERENCE

Team	G	W	L	T	CU Pts	Opp. Pts
California	1	0	1	0	13	37
Colorado	2	1	1	0	40	37
Southern California	1	0	1	0	0	30
Stanford	1	1	0	0	27	21
<b>Totals</b>	<b>5</b>	<b>2</b>	<b>3</b>	<b>0</b>	<b>80</b>	<b>125</b>

## SOUTHEASTERN CONFERENCE

Team	G	W	L	T	CU Pts	Opp. Pts
Alabama	19	5	14	0	257	506
Auburn	51	15	34	2	534	1000
Florida	13	3	9	1	161	313
<b>Georgia</b>	<b>64</b>	<b>18</b>	<b>42</b>	<b>4</b>	<b>769</b>	<b>1234</b>
Kentucky	13	5	8	0	163	206
LSU	4	1	3	0	57	83
Mississippi State	3	1	1	1	35	31
Missouri	4	3	1	0	144	70
Ole Miss	2	0	2	0	7	39
<b>South Carolina</b>	<b>117</b>	<b>71</b>	<b>42</b>	<b>4</b>	<b>2402</b>	<b>1652</b>
Tennessee	19	6	11	2	154	269
Texas A&M	6	3	3	0	98	141
Vanderbilt	4	1	3	0	32	111
<b>Totals</b>	<b>319</b>	<b>132</b>	<b>173</b>	<b>14</b>	<b>4813</b>	<b>5655</b>

## SUN BELT CONFERENCE

Team	G	W	L	T	CU Pts	Opp. Pts
App State	5	5	0	0	186	29
Georgia Southern	1	1	0	0	38	7
Georgia State	1	1	0	0	28	0
Troy	2	2	0	0	73	43
ULM	1	1	0	0	49	26
<b>Totals</b>	<b>9</b>	<b>9</b>	<b>0</b>	<b>0</b>	<b>333</b>	<b>95</b>

## INDEPENDENT PROGRAMS

Team	G	W	L	T	CU Pts	Opp. Pts
Army West Point	1	0	1	0	6	21
Notre Dame	6	4	2	0	161	113
<b>Totals</b>	<b>5</b>	<b>3</b>	<b>2</b>	<b>0</b>	<b>167</b>	<b>132</b>

Note: **Bold** denotes 2021 opponent.



# GAME RESULTS VS. 2021 OPPONENTS

## BOSTON COLLEGE (19-9-2)

Year	CU	BOC	Rank	Site	W-L	CU	BOC
1939	8-1	9-1	12/11	N1	W	6	3
1941	3-0	1-1		A2	W	26	13
1942	1-1-1	1-0		A2	L	7	14
1947	1-0	0-0		A3	L	22	32
1948	4-0	2-2-1	13/-	A3	W	26	19
1949	2-3-1	1-4-1		H	L	27	40
1950	5-0-1	0-6-1	13/-	A3	W	35	14
1951	4-2	1-5		H	W	21	2
1952	1-4	3-1-1		A3	W	13	0
1953	1-0	0-0		A2	T	14	14
1958	6-2	6-2	16/-	H	W	34	12
1960	5-3	2-5-1		A	L	14	25
1982	0-1	1-0	16/-	H	T	17	17
1983	1-0	1-0		A	L	16	31
2005	2-1	2-1		H	L <sup>(OT)</sup>	13	16
2006	1-0	1-0	18/-	A	L <sup>(2OT)</sup>	33	34
2007	8-2	8-2	15/18	H	L	17	20
2008	3-4	5-2		A	W	27	21
2009	1-1	2-0		H	W	25	7
2010	4-3	2-5		A	L	10	16
2011	5-0	1-4	8/-	H	W	36	14
2012	3-1	1-2	17/-	A	W	45	31
2013	5-0	3-2	3/-	H	W	24	14
2014	4-2	4-2	24/-	A	W	17	13
2015	5-0	3-3	5/-	H	W	34	17
2016	5-0	3-2	3/-	A	W	56	10
2017	3-0	1-2	2/-	H	W	34	7
2018	9-0	7-2	2/17	A	W	27	7
2019	7-0	4-3	4/-	H	W	59	7
2020	6-0	4-2	1/-	H	W	34	28
Totals						769	498

N1 - Dallas, Texas; A2 - Fenway Park; A3 - Braves Field

## FLORIDA STATE (13-20)

Year	CU	FSU	Rank	Site	W-L	CU	FSU
1970	3-5	4-3		A	L	13	38
1975	1-6	1-6		H	L	7	43
1976	1-4-2	2-5		A	W	15	12
1988	2-0	1-1	3/10	H	L	21	24
1989	1-0	0-1	10/16	A	W	34	23
1992	1-0	1-0	15/5	H	L	20	24
1993	1-0	2-0	21/1	A	L	0	57
1994	2-4	4-1	-7	A	L	0	17
1995	1-0	1-0	-1	H	L	26	45
1996	2-2	3-0	-2	A	L	3	34
1997	2-0	2-0	16/5	H	L	28	35
1998	2-4	5-1	-16	A	L	0	48
1999	3-3	7-0	-1	H	L	14	17
2000	8-1	8-1	10/4	A	L	7	54
2001	5-2	5-2	-14	H	L	27	41
2002	3-1	4-1	-11	A	L	31	48
2003	5-4	8-1	-3	H	W	26	10
2004	1-2	1-1	-8	A	L	22	41
2005	5-4	7-2	-17	H	W	35	14
2006	1-1	2-0	-9	A	W	27	20
2007	0-0	0-0	-19	H	W	24	18
2008	4-4	6-2	-24	A	L	27	41
2009	5-3	4-4		H	W	40	24
2010	5-4	6-3		A	L	13	16
2011	3-0	2-1	21/11	H	W	35	30
2012	3-0	3-0	10/4	A	L	37	49
2013	6-0	5-0	3/5	H	L	14	51
2014	1-1	2-0	22/1	A	L <sup>(OT)</sup>	17	23
2015	8-0	7-1	1/16	H	W	23	13
2016	7-0	5-2	3/12	A	W	37	34
2017	8-1	3-5	4/-	H	W	31	14
2018	7-0	4-3	2/-	A	W	59	10
2019	5-0	3-2	2/-	H	W	45	14
Totals						758	982

## GEORGIA (18-42-4)

Year	CU	UGA	Rank	Site	W-L	CU	UGA
1897	0-0	0-0		A	L	0	24
1898	0-0	0-0		A	L	8	20
1899	0-0	0-0		A	L	0	11
1900	3-0	2-1		A	W	39	5
1901	1-0-1	1-2		A	W	29	5
1902	3-1	2-0-1		H	W	36	0
1903	0-0	0-0		A	W	29	0
1904	1-1	1-0		H	W	10	0
1905	0-0-1	0-0		A	W	35	0
1906	0-0-1	0-1		H	W	6	0
1907	3-2	2-2-1		N1	L	0	8
1908	1-3	3-1		N1	L	0	8
1909	4-2	1-1-2		N1	W	5	0
1910	4-2	5-1		N1	T	0	0
1911	3-2	5-1		N1	L	0	22

1912	3-2	4-1		N1	L	6	27
1913	2-2	4-1		N1	L	15	18
1914	3-2-1	3-3		A	W	35	13
1915	2-3-2	4-2-2		A	L	0	13
1916	1-0	1-0		N2	L	0	26
1919	6-2-1	4-2-2		A	T	0	0
1920	4-5-1	7-0-1		A	L	0	55
1921	1-5-2	6-1-1		A	L	0	28
1927	5-1-1	6-0		A	L	0	32
1932	3-3-1	1-3-1		H	L	18	32
1937	1-2	2-0		A	L	0	14
1944	4-4	6-2		A	L	7	21
1945	1-0	1-0		A	L	0	20
1946	1-0	0-0		A	L	12	35
1947	1-4	3-3		A	L	6	21
1954	1-0	1-0		A	L	7	14
1955	2-0	1-1		H	W	26	7
1962	2-1	1-1-1		H	L	16	24
1963	0-3	2-1-1		H	T	7	7
1964	1-2	1-1-1		A	L	7	19
1965	2-1	3-0	-4	A	L	9	23
1967	1-0	1-0	-5	H	L	17	24
1968	0-0-1	0-0-1		A	L	13	31
1969	1-0	1-0	-7	H	L	0	30
1970	2-0	0-1		A	L	0	38
1971	0-1	2-0	-14	H	L	0	28
1973	1-0	0-0-1		A	L	14	31
1974	1-2	2-1		H	W	28	24
1975	0-3	2-1		A	L	7	35
1976	1-0	1-0	-9	H	L	0	41
1977	0-1	1-0	-17	A	W	7	6
1978	1-0	1-0	8/-	A	L	0	12
1979	1-1	0-1		H	W	12	7
1980	1-0	2-0	-10	A	L	16	20
1981	2-0	2-0	-4	H	W	13	3
1982	0-0	0-0	11/7	A	L	7	13
1983	1-1	1-0	-11	H	T	16	16
1984	2-0	2-0	2/20	A	L	23	26
1985	1-0	1-1		H	L	13	20
1986	0-1	1-0	-14	A	W	31	28
1987	2-0	2-0	8/18	H	W	21	20
1990	4-1	3-1	16/-	H	W	34	3
1991	3-0	3-1	6/-	A	L	12	27
1994	2-2	3-2		A	L	14	40
1995	3-2	2-3		H	L	17	19
2002	0-0	0-0	-8	A	L	28	31
2003	0-0	0-0	-11	H	L	0	30
2013	0-0	0-0	8/5	H	W	38	35
2014	0-0	0-0	16/12	A	L	21	45
Totals						770	1235

N1 - Augusta, Ga.; N2 - Anderson, S.C.

## GEORGIA TECH (33-51-2)

Year	CU	GAT	Rank	Site	W-L	CU	GAT
1898	2-1	0-1		N1	W	23	0
1899	3-2	0-3		N2	W	41	5
1902	1-0	0-1		A	W	44	5
1903	1-0	0-0		A	W	73	0
1904	2-2	5-1		A	T	11	11
1905	3-1-1	5-0-1		A	L	10	17
1906	3-0-3	4-2		A	W	10	0
1907	3-4	3-4		A	W	6	5
1908	1-5	5-3		A	L	6	30
1909	6-2	6-2		A	L	3	29
1910	4-2-1	4-3		A	L	0	34
1911	3-4	5-2-1		A	L	0	31
1912	4-3	4-3-1		A	L	0	23
1913	4-3	6-2		A	L	0	34
1914	5-2-1	5-2		A	L	6	26
1918	1-0	0-0		A	L	0	28
1919	2-0	3-0		A	L	0	28
1920	3-3-1	5-1		A	L	0	7
1921	1-3-1	5-1		A	L	7	48
1922	3-1	4-2		A	L	7	21
1932	1-0	0-0		A	L	14	32
1933	0-0-1	0-0		A	L	2	39
1934	1-0	0-0		A	L	7	12
1936	3-3	3-1-1		A	W	14	13
1937	3-3	4-2		A	L	0	7
1943	2-5	5-3	-15	A	L	6	41
1944	1-0	0-0		A	L	0	51
1945	5-2-1	4-4		A	W	21	7
1953	2-3-1	5-1-1	-6	A	L	7	20
1958	5-1	4-2-1	17/-	A	L	0	13
1959	2-0	2-0	6/7	A	L	6	16
1962	0-0	0-0		A	L	9	26
1963	0-1	1-0	-9	A	L	0	27
1964	1-1	2-0		A	L	7	14
1965	2-0	0-1-1		A	L	6	38

1966	1-0	2-0	-9	A	L	12	13
1967	1-1	2-0		A	L	0	10
1968	0-1-1	1-1		A	L	21	24
1969	1-1	2-0		A	W	21	10
1970	2-1	3-0	-15	A	L	7	28
1971	0-2	1-2		A	L	14	24
1972	1-2	2-1-1		A	L	9	31
1973	1-1	0-2		A	L	21	29
1974	0-2	1-2		H	W	21	17
1975	0-2	1-1		A	L	28	33
1976	1-1	0-2		A	T	24	24
1977	1-1	1-1		A	W	31	14
1983	1-1-1	0-2		H	W	41	14
1984	2-1	2-2	13/20	A	L	21	28
1985	1-1	1-1		H	L	3	14
1986	1-1	1-0-1		A	W	27	3
1987	3-0	1-1	9/-	H	W	33	12
1988	2-1	1-1	12/-	A	W	30	13
1989	5-1	1-3	14/-	H	L	14	30
1990	5-1	4-0	15/18	A	L	19	21
1991	2-0	2-1	7/19	H	W	9	7
1992	1-1	1-0	16/-	A	L	16	20
1993	1-1	2-0		H	W	16	13
1994	4-5	1-7		H	W	20	10
1995	4-3	4-3		A	W	24	3
1996	3-3	4-1	-22	H	W	28	25
1997	2-1	1-1	17/-	A	L	20	23
1998	2-7	6-2	-22	H	L	21	24
1999	5-4	6-2	-13	A	L	42	45
2000	8-0	5-2	5/-	H	L	28	31
2001	2-1	3-0	-9	A	W <sup>(OT)</sup>	47	44
2002	1-1	2-0		H	W	24	19
2003	2-1	1-2		A	W	39	3
2004	1-0	1-0	20/-	H	L	24	28
2005	4-3	4-2		A	L	9	10
2006	6-1	5-1	12/13	H	W	31	7
2007	4-0	2-2	13/-	A	L	3	13
2008	3-3	5-1		H	L	17	21
2009	1-0	1-0	-15	A	L	27	30
	8-4	10-2	25/12	N3	L	34	39
2010	3-3	5-2		H	W	27	13
2011	8-0	6-2	6/-	A	L	17	31
2012	4-1	2-3	15/-	H	W	47	31
2013	8-1	6-3	8/-	H	W	55	31
2014	7-2	8-2	18/24	A	L	6	28
2015	4-0	2-3	6/-	H	W	43	24
2016	3-0	3-0	5/-	A	W	26	7
2017	6-1	4-2	7/-	H	W	24	10
2018	3-0	1-2	3/-	A	W	49	21
2019	0-0	0-0	1/-	H	W	52	14
2020	4-0	2-2	1/-	A	W	73	7
Totals						1641	1762

# GAME RESULTS VS. 2021 OPPONENTS

1948	1-0	0-0-1		H	W	6	0
1949	1-1	0-1		A	W	7	6
1950	2-0	1-1	18/-	H	W	27	0
1951	2-0	1-2	18/-	A	W	6	0
1956	1-0-1	1-1		A	W	13	7
1957	1-1	2-0	-13	H	L	7	13
1958	5-2	2-5-1		A	W	13	6
1959	2-1	1-1		H	W	23	0
1961	4-5	4-5		H	W	20	0
1962	0-1	1-0		A	W	7	0
1963	0-2	2-0		H	L	3	7
1964	1-0	1-0		A	L	0	9
1965	0-0	0-0		H	W	21	7
1966	5-3	4-5		A	L	14	23
1967	4-4	8-1	-10	H	W	14	6
1968	1-4-1	5-2		A	W	24	19
1971	4-5	2-8		H	L	23	31
1972	3-6	6-3-1		A	L	17	42
1973	3-3	4-2		H	L	6	29
1974	0-1	2-0	-15	A	L	10	31
1975	1-5	4-3		H	L	7	45
1976	1-3-2	2-4-1		A	L	21	38
1977	5-1	5-2	20/-	H	W	7	3
1978	5-1	5-1	20/-	A	W	33	10
1979	5-1	5-2		H	L	13	16
1980	4-2	3-3		A	L	20	24
1981	6-0	4-2	4/-	H	W	17	7
1982	4-1-1	4-2	18/-	A	W	38	29
1983	4-1-1	2-4		H	W	27	17
1984	4-2	3-4		A	W	35	34
1985	3-3	1-6		H	W	39	10
1986	5-1	4-1-1	16/20	A	L	3	27
1987	6-0	2-4	7/-	H	L	28	30
1988	5-1	5-1	9/24	A	L	3	10
1989	5-2	6-0	-12	H	W	30	10
1990	5-2	4-3	22/-	A	W	24	17
1991	3-1-1	6-0	19/12	H	W	29	19
1992	4-2	5-2-1	18/23	A	L	6	20
1993	2-1	2-1	-124	H	W	20	14
1994	1-0	1-0	22/-	H	L	12	29
1995	2-2	1-3		A	W	43	22
1996	6-3	2-6		H	W	40	17
1997	1-0	2-0	19/-	A	W	19	17
1998	2-6	4-3		H	L	39	46
1999	2-2	3-2		A	L	31	35
2000	5-0	4-0	5/-	H	W	34	27
2001	3-1	3-1	16/-	A	W	45	37
2002	4-3	8-0	-12	H	L	6	38
2003	4-2	4-3		A	L	15	17
2004	3-4	4-3		H	W	26	20
2005	2-3	2-2		A	W	31	10
2006	7-3	3-6		H	W	20	14
2007	3-0	1-2	15/-	A	W	42	20
2008	1-1	1-1		H	W	27	9
2009	6-3	4-5	24/-	A	W	43	23
2010	4-4	6-2	-23	H	W	14	13
2011	9-1	5-5	7/-	A	L	13	37
2012	9-1	6-4	11/-	H	W	62	48
2013	2-0	2-0	3/-	A	W	26	14
2014	2-2	4-1		H	W	41	0
2015	7-0	5-3	3/-	A	W	56	41
2016	6-0	4-1	3/-	H	W	24	17
2017	7-1	6-2	6/20	A	W	38	31
2018	6-0	5-0	3/16	H	W	41	7
2019	9-0	4-4	4/-	A	W	55	10
Totals						1799	1350

N1 - Rock Hill, S.C.; N2 - Columbia, S.C.; N3 - Florence, S.C.;  
N4 - Charlotte, N.C.

## PITTSBURGH (2-2)

Year	CU	PIT	Rank	Site	W-L	CU	PIT
1977	8-2-1	8-2-1	11/10	N1	L	3	34
2016	9-0	5-4	3/-	H	L	42	43
2018	12-0	7-5	2/-	N2	W	42	10
2020	7-1	5-4	4/-	H	W	52	17
Totals						139	104

N1 - Jacksonville, Fla.; N2 - Charlotte, N.C.

## SOUTH CAROLINA (71-42-4)

Year	CU	USC	Rank	Site	W-L	CU	USC
1896	1-0	0-0		A	L	6	12
1897	1-2	0-1		A	W	18	6
1898	1-1	1-0		A	W	24	0
1899	1-2	1-0		A	W	34	0
1900	2-0	1-1		A	W	51	0
1902	3-0	3-0		A	L	6	12
1909	3-2	1-3		A	W	6	0
1910	3-2	4-0		A	W	24	0
1911	1-2	1-1-1		A	W	27	0



AFTER PLAYING ONLY ONCE PRIOR TO 2016, CLEMSON AND PITTSBURGH HAVE MET THREE TIMES IN THE LAST FIVE YEARS.

1912	3-1	2-2		A	L	7	22
1913	1-2	1-2		A	W	32	0
1914	1-2-1	1-4-1		A	W	29	6
1915	2-1-1	3-0		A	T	0	0
1916	1-3	2-3		A	W	27	0
1917	2-1	1-1		A	W	21	13
1918	1-1	0-0		A	W	39	0
1919	3-2	1-3		A	W	19	6
1920	3-2-1	2-2		A	L	0	3
1921	1-2-1	3-0-1		A	L	0	21
1922	2-1	3-1		A	W	3	0
1923	1-1-1	2-2		A	W	7	6
1924	2-1	3-1		A	L	0	3
1925	0-3	3-1		A	L	0	33
1926	2-2	3-1		A	L	0	24
1927	2-1-1	3-1		A	W	20	0
1928	5-0	5-0		A	W	32	0
1929	5-0	3-1		A	W	21	14
1930	5-0	3-1		A	W	20	7
1931	1-2-1	1-2		A	L	0	21
1932	2-2	3-1		A	L	0	14
1933	1-1-2	1-2		A	L	0	7
1934	1-3	3-1		A	W	19	0
1935	3-1	2-3		A	W	44	0
1936	2-3	3-2		A	W	19	0
1937	1-3	2-2-1		A	W	34	6
1938	2-1-1	3-2		A	W	34	12
1939	2-1	1-3		A	W	27	0
1940	4-0	0-2	13/-	A	W	21	13
1941	4-0	1-1-1	14/-	A	L	14	18
1942	1-2-1	0-2-1		A	W	18	6
1943	1-2	2-1		A	L	6	33
1944	2-1	1-1-1		A	W	20	13
1945	3-1	2-2		A	T	0	0
1946	1-3	2-1		A	L	14	26
1947	1-3	2-2		A	L	19	21
1948	3-0	2-1	14/-	A	W	13	7
1949	2-1-1	0-3		A	L	13	27
1950	3-0	2-1	12/-	A	T	14	14
1951	3-1	2-2		A	L	0	20
1952	1-3	2-2		A	L	0	6
1953	1-2-1	3-1		A	L	7	14
1954	2-2	2-1		A	L	8	13
1955	3-1	2-2		A	W	28	14
1956	3-0-1	4-1	20/-	A	W	7	0
1957	2-2	3-1		A	W	13	0
1958	4-0	2-2	10/-	A	L	6	26
1959	3-1	3-1	17/-	A	W	27	0
1960	4-3	1-5		H	W	12	2

1961	3-4	2-5		A	L	14	21
1962	5-4	4-4-1		H	W	20	17
1963	4-4-1	1-7-1		A	W	24	20
1964	3-6	2-5-2		H	L	3	7
1965	5-4	4-5		A	L	16	17
1966	5-4	1-8		H	W	35	10
1967	5-4	5-4		A	W	23	12
1968	4-4-1	3-6		H	L	3	7
1969	4-5	6-3		A	L	13	27
1970	3-7	3-6-1		H	L	32	38
1971	4-6	6-4		A	W	17	7
1972	3-7	4-6		H	W	7	6
1973	5-5	6-4		A	L	20	32
1974	6-4	4-6		H	W	39	21
1975	2-8	6-4		A	L	20	56
1976	2-6-2	6-4		H	W	28	9
1977	7-2-1	5-5	15/-	A	W	31	27
1978	9-1	5-4-1	10/-	H	W	41	23
1979	8-2	7-3	13/19	A	L	9	13
1980	5-5	8-2	-14	H	W	27	6
1981	10-0	6-4	2/-	A	W	29	13
1982	7-1-1	4-6	10/-	H	W	24	6
1983	8-1-1	5-5	13/-	A	W	22	13
1984	7-3	9-1	-9	H	L	21	22
1985	5-5	5-5		A	W	24	17
1986	7-2-1	3-6-1	19/-	H	T	21	21
1987	9-1	7-2	8/12	A	L	7	20
1988	8-2	8-2	15/25	H	W	29	10
1989	8-2	6-3-1	15/-	A	W	45	0
1990	8-2	5-4	17/-	H	W	24	15
1991	7-1-1	3-5-2	14/-	A	W	41	24
1992	5-5	4-6		H	L	13	24
1993	7-3	4-6	24/-	A	W	16	13
1994	5-5	5-5		H	L	7	33
1995	7-3	4-5-1	24/-	A	W	38	17
1996	7-3	5-5	22/-	H	L	31	34
1997	6-4	5-5		A	W	47	21
1998	2-8	1-9		H	W	28	19
1999	5-5	0-10		A	W	31	21
2000	8-2	7-3	16/25	H	W	16	14
2001	5-4	7-3	-122	A	L	15	20
2002	6-5	5-6		H	W	27	20
2003	7-4	5-6		A	W	63	17
2004	5-5	6-4		H	W	29	7
2005	6-4	7-3	-19	A	W	13	9
2006	8-3	6-5	24/-	H	L	28	31
2007	8-3	6-5	21/-	A	W	23	21
2008	6-5	7-4		H	W	31	14
2009	8-3	6-5	15/-	A	L	17	34



# GAME RESULTS VS. 2021 OPPONENTS

2010	6-5	8-3	-18	H	L	7	29
2011	9-2	9-2	18/14	A	L	13	34
2012	10-1	9-2	12/13	H	L	17	27
2013	10-1	9-2	6/10	A	L	17	31
2014	8-3	6-5	23/-	H	W	35	17
2015	11-0	3-8	1/-	A	W	37	32
2016	10-1	6-5	4/-	H	W	56	7
2017	10-1	8-3	4/24 <sup>(CFF)</sup>	A	W	34	10
2018	11-0	6-4	2/-	H	W	56	35
2019	11-0	4-7	3/-	A	W	38	3
Totals						2402	1652

## SOUTH CAROLINA STATE (4-0)

Year	CU	SCS	Rank	Site	W-L	CU	SCS
2008	2-1	2-1	23/-	H	W	54	0
2013	1-0	0-1	4/-	H	W	52	13
2014	0-1	1-0	23/-	H	W	73	7
2016	2-0	0-2	5/-	H	W	59	0
Totals						238	20

## SYRACUSE (7-2)

Year	CU	SYR	Rank	Site	W-L	CU	SYR
1995	8-3	8-3	23/-	N1	L	0	41
2013	4-0	2-2	3/-	A	W	49	14
2014	5-2	3-4	21/-	H	W	16	6
2015	9-0	3-6	1/-	A	W	37	27
2016	8-0	4-4	2/-	H	W	54	0
2017	6-0	3-3	2/-	A	L	24	27
2018	4-0	4-0	3/-	H	W	27	23
2019	2-0	1-1	1/-	A	W	41	6
2020	5-0	1-4	1/-	H	W	47	21
Totals						295	165

N1 - Jacksonville, Fla.

## UConn (0-0)

### WAKE FOREST (68-17-1)

Year	CU	WFU	Rank	Site	W-L	CU	WFU
1933	1-3-2	0-2-1		N1	W	13	0
1935	2-0	0-3		H	W	13	7
1936	2-2	2-1		A	L	0	6
1937	2-3	1-3		H	W	32	0
1938	3-1-1	3-3		A	W	7	0
1939	5-1	6-2		H	W	20	7
1940	3-0	3-0		H	W	39	0
1941	5-1	4-3-1		H	W	29	0
1942	2-2-1	2-2-1		A	L	6	19
1943	1-3	2-3		H	L	12	41
1944	3-2	6-0	-17/-	A	L	7	13
1945	6-2-1	2-4-1	16/-	H	L	6	13

1946	1-2	2-0		A	L	7	19
1947	1-1	1-0		H	L	14	16
1948	6-0	5-2	10/19	A	W	21	14
1949	2-2-1	2-4		H	L	21	35
1950	3-0-1	4-0-1	16/17	A	W	13	12
1951	3-2	5-1		H	W	21	6
1953	1-3-1	2-3-1		H	W	18	0
1954	2-3	2-2-1		N1	W	32	20
1955	4-1	3-2-1		H	W	19	13
1956	2-0-1	1-2		A	W	17	0
1957	5-3	0-8		H	W	13	6
1958	4-1	3-3	19/-	H	W	14	12
1959	6-2	5-2	19/-	H	W	33	31
1960	0-0	0-0	9/-	A	W	28	7
1961	1-2	0-3		H	L	13	17
1962	1-1	0-2		A	W	24	7
1963	1-4-1	0-6		H	W	36	0
1964	1-3	2-2		A	W	21	2
1965	4-2	2-4		H	W	26	13
1966	2-3	2-4		A	W	23	21
1967	0-0	0-1		H	W	23	6
1968	0-0	0-1		A	T	20	20
1969	2-2	2-3		H	W	28	14
1970	2-3	2-3		A	L	20	36
1971	2-4	4-3		H	W	10	9
1972	2-4	1-5		A	W	31	0
1973	3-4	1-6		H	W	35	8
1974	3-4	0-7		A	W	21	9
1975	0-4	1-3		H	W	16	14
1976	1-2-1	2-3		A	L	14	20
1977	6-1	1-6	16/-	H	W	26	0
1978	6-1	1-7	16/-	A	W	51	6
1979	5-2	7-1	-14	H	W	31	0
1980	4-3	3-4		A	W	35	33
1981	7-0	2-5	3/-	H	W	82	24
1982	8-1-1	3-7	10/-	N2	W	21	17
1983	5-1-1	4-4		H	W	24	17
1984	5-2	5-3		H	W	37	14
1985	4-3	3-5		H	W	26	10
1986	5-2	4-3		A	W	28	20
1987	6-1	5-2	14/-	H	W	31	17
1988	5-2	4-3	15/-	A	W	38	21
1989	6-2	1-5-1	22/-	H	W	44	10
1990	6-2	2-5	19/-	A	W	24	6
1991	4-1-1	1-6	16/-	H	W	28	10
1992	4-3	4-3		A	L	15	18
1993	4-1	1-4		H	L	16	20
1994	2-5	2-6		H	W	24	8
1995	1-1	0-2-1		A	W	29	14
1996	1-2	2-2		H	W	21	10

## CLEMSON'S GREATEST COMEBACKS

Date	Opponent	Score	Deficit	Final
10-10-1992	Virginia	0-28	28	29-28
10-15-2011	Maryland	17-35	18	56-45
10-31-2020	Boston College	10-28	18	34-28
9-24-1966	Virginia	18-35	17	40-35
10-21-2000	North Carolina	0-17	17	38-24
12-28-2019	Ohio State	0-16	16	29-23
9-26-1953	Boston College	0-14	14	14-14
11-17-1962	Maryland	0-14	14	17-14
10-11-1980	Virginia	10-24	*14	27-24
11-2-2002	Duke	10-24	*14	34-31
11-6-2004	Miami (Fla.)	3-17	14	24-17
10-7-2006	Wake Forest	3-17	*14	27-17
9-17-2011	Auburn	7-21	14	38-24
11-12-2011	Wake Forest	14-28	14	31-28
1-9-2017	Alabama	0-14	14	35-31

\* - fourth-quarter deficit; Note: Home games in bold.

1997	4-3	4-4		A	W	33	16
1998	1-2	1-1		H	L	19	29
1999	3-4	4-3		A	W	12	3
2000	2-0	0-2	16/-	H	W	55	7
2001	4-2	3-3	25/-	A	W	21	14
2002	3-3	5-2		H	W	31	23
2003	5-3	4-4		A	L	17	45
2004	0-0	0-0	15/-	H	W <sup>(201)</sup>	37	30
2005	2-2	1-3		A	L	27	31
2006	4-1	5-0	15/-	A	W	27	17
2007	7-2	6-3	20/-	H	W	44	10
2008	3-2	3-1	-12/-	A	L	7	12
2009	2-3	4-2		H	W	38	3
2010	5-5	2-8		A	W	30	10
2011	8-1	5-4	9/-	H	W	31	28
2012	6-1	4-3	14/-	A	W	42	13
2013	3-0	2-2	3/-	H	W	56	7
2014	6-2	2-6	19/-	A	W	34	20
2015	10-0	3-7	1/-	H	W	33	13
2016	9-1	6-4	5/-	A	W	35	13
2017	5-0	4-1	2/-	H	W	28	14
2018	5-0	3-2	4/-	A	W	63	3
2019	10-0	7-2	3/-	H	W	52	3
2020	0-0	0-0	1/-	A	W	37	13
Totals						2256	1145

N1 - Charlotte, N.C.; N2 - Tokyo, Japan

Note: Rankings are by AP; Clemson's ranking is listed first, followed by the opponent's ranking; home games in bold.

# RECORD BY DATE

Date	W-L	Win %
8-29	1-0	1.000
8-30	0-3	.000
8-31	1-2	.333
9-1	5-0	1.000
9-2	5-0	1.000
9-3	7-0	1.000
9-4	3-1	.750
9-5	6-0	1.000
9-6	4-1	.800
9-7	5-0	1.000
9-8	7-1	.875
9-9	4-2	.667
9-10	4-4	.500
9-11	3-3	.500
9-12	5-2	.714
9-13	4-2	.667
9-14	3-1	.750
9-15	4-1	.800
9-16	6-0	1.000
9-17	7-3-1	.682
9-18	4-3-1	.563
9-19	11-1	.917
9-20	9-4	.692
9-21	8-4-1	.654
9-22	10-5	.667
9-23	9-5-1	.633
9-24	10-2-1	.808
9-25	5-6-2	.462
9-26	4-7-2	.385
9-27	10-6	.625
9-28	10-4	.714
9-29	7-5-2	.571
9-30	7-8	.467
10-1	8-6-1	.567
10-2	6-8-1	.433
10-3	6-11-1	.361
10-4	9-5	.643
10-5	7-8	.467
10-6	11-3	.786
10-7	13-6	.684
10-8	7-6-2	.533
10-9	10-9	.526
10-10	9-7	.563
10-11	10-6	.625
10-12	9-5-2	.625
10-13	8-6-2	.563
10-14	5-7-1	.423
10-15	7-4	.636
10-16	6-6-1	.500
10-17	9-5	.643
10-18	5-4	.555
10-19	10-5-2	.647
10-20	12-5	.706
10-21	12-4-1	.735
10-22	10-8	.556
10-23	8-9	.471
10-24	9-7	.563
10-25	11-7-2	.600
10-26	9-3	.750
10-27	5-5	.500
10-28	9-9-1	.500

10-29	10-5-1	.656	11-29	9-2	.818
<b>10-30</b>	<b>10-3</b>	<b>.769</b>	11-30	3-5	.375
10-31	15-7	.682			
			12-1	4-1	.800
11-1	8-4	.667	12-2	1-1	.500
11-2	14-3	.824	12-3	2-0	1.000
11-3	13-3-1	.794	12-4	1-0	1.000
11-4	10-6	.625	12-5	2-1	.667
11-5	11-3-2	.750	12-6	0-0	-----
<b>11-6</b>	<b>8-9</b>	<b>.471</b>	12-7	1-0	1.000
11-7	9-9	.500	12-8	0-1	.000
11-8	9-5-1	.633	12-9	0-0	-----
11-9	10-8	.556	12-10	0-0	-----
11-10	14-2-3	.816	12-11	0-0	-----
11-11	11-5	.688	12-12	0-0	-----
11-12	10-6	.625	12-13	0-0	-----
<b>11-13</b>	<b>7-9</b>	<b>.438</b>	12-14	0-0	-----
11-14	8-9	.471	12-15	0-0	-----
11-15	6-8-1	.433	12-16	0-0	-----
11-16	10-6-1	.618	12-17	0-0	-----
11-17	12-5	.706	12-18	0-0	-----
11-18	11-6	.647	12-19	2-0	1.000
11-19	7-5	.583	12-20	0-0	-----
<b>11-20</b>	<b>7-5</b>	<b>.583</b>	12-21	0-1	.000
11-21	8-5-1	.607	12-22	0-0	-----
11-22	9-3-1	.731	12-23	0-1	.000
11-23	10-2	.833	12-24	0-0	-----
11-24	9-10	.474	12-25	0-0	-----
11-25	8-6-1	.567	12-26	0-0	-----
11-26	4-5-3	.458	12-27	3-0	1.000
<b>11-27</b>	<b>5-3-1</b>	<b>.611</b>	12-28	1-1	.500
11-28	8-4	.667	12-29	3-1	.750

# ALL-TIME RESULTS

## 1896 (2-1)

Head Coach - Walter Riggs (1st Season)						
Date	Site	W-L	Score	Opponent	AP Ranks	OFRD OFRK
10-31	A	W	14-6	Furman		2-3
11-12	A	L	6-12	South Carolina		1-3
11-21	A	W	16-0	Wofford		2-2

## 1897 (2-2)

Head Coach - W.M. Williams (1st Season)						
Date	Site	W-L	Score	Opponent	AP Ranks	OFRD OFRK
10-9	A	L	0-24	Georgia		2-1
10-23	A	W	10-0	Charlotte "Y"		
10-25	A	L	0-28	North Carolina		7-3
11-10	A	W	18-6	South Carolina		0-3

## 1898 (3-1)

Head Coach - John Penton (1st Season)						
Date	Site	W-L	Score	Opponent	AP Ranks	OFRD OFRK
10-8	A	L	8-20	Georgia		4-2
10-20	H	W	55-0	Bingham		
11-17	A	W	24-0	South Carolina		1-2
11-24	N1	W	23-0	Georgia Tech		0-3

N1 - Augusta, Ga.

## 1899 (4-2)

Head Coach - Walter Riggs (2nd Season)						
Date	Site	W-L	Score	Opponent	AP Ranks	OFRD OFRK
10-7	A	L	0-11	Georgia		2-3-1
10-14	N1	W	10-0	Davidson		1-3-1
10-28	A	L	0-34	Auburn		3-1-1
11-9	A	W	34-0	South Carolina		2-3
11-18	N1	W	24-0	NC State		1-2-2
11-30	N2	W	41-5	Georgia Tech		0-5

N1 - Rock Hill, S.C.; N2 - Greenville, S.C.

## 1900 (6-0 OVERALL 3-0 SIAA, 1<sup>st</sup>)

Head Coach - John Heisman (1st Season)						
Date	Site	W-L	Score	Opponent	AP Ranks	OFRD OFRK
10-19	H	W	64-0	Davidson		4-2
10-22	A	W	21-0	Wofford		1-2-1
11-1	A	W	51-0	South Carolina		4-3
11-10	A	W	39-5	Georgia		2-4
11-24	N1	W	12-5	Virginia Tech		3-3-1
11-29	N2	W	35-0	Alabama		2-3

N1 - Charlotte, N.C.; N2 - Birmingham, Ala.

## 1901 (3-1-1 OVERALL 1-0-1 SIAA)

Head Coach - John Heisman (2nd Season)						
Date	Site	W-L	Score	Opponent	AP Ranks	OFRD OFRK
10-5	H	W	122-0	Guilford		0-4
10-19	A	T	6-6	Tennessee		3-3-2
10-26	A	W	29-5	Georgia		1-5-2
10-31	N1	L	11-17	Virginia Tech		6-1
11-28	N2	W	22-10	North Carolina		7-2

N1 - Columbia, S.C.; N2 - Charlotte, N.C.

## 1902 (6-1 OVERALL 5-1 SIAA, 1<sup>st</sup>)

Head Coach - John Heisman (3rd Season)						
Date	Site	W-L	Score	Opponent	AP Ranks	OFRD OFRK
10-4	H	W	11-5	NC State		3-4-2
10-18	A	W	44-5	Georgia Tech		0-6-2
10-24	A	W	28-0	Furman		4-3-3
10-30	A	L	6-12	South Carolina		6-1
11-8	H	W	36-0	Georgia		4-2-1
11-15	A	W	16-0	Auburn		2-4-1
11-27	A	W	11-0	Tennessee		6-2

## 1903 (4-1-1 OVERALL 2-0-1 SIAA, T-1<sup>st</sup>)

Head Coach - John Heisman (4th Season)						
Date	Site	W-L	Score	Opponent	AP Ranks	OFRD OFRK
10-10	A	W	29-0	Georgia		3-4
10-17	A	W	73-0	Georgia Tech		2-5
10-28	N1	W	24-0	NC State		4-4
11-14	A	L	6-11	North Carolina		6-3
11-21	A	W	24-0	Davidson		1-4
11-26	N2	T	11-11	#Cumberland		4-1-1

# - SIAA Championship Game; N1 - Columbia, S.C.; N2 - Montgomery, Ala.

## 1904 (3-3-1)

Head Coach - Shack Shealy (1st Season)						
Date	Site	W-L	Score	Opponent	AP Ranks	OFRD OFRK
10-8	N1	W	18-0	Alabama		7-3
10-15	H	L	0-5	Auburn		5-0
10-22	H	W	10-0	Georgia		1-5
10-27	N2	L	5-11	Sewanee		7-1
11-5	A	T	11-11	Georgia Tech		8-1-1
11-12	A	W	6-0	Tennessee		3-5-1
11-24	A	L	0-18	NC State		3-1-2

N1 - Birmingham, Ala.; N2 - Columbia, S.C.

## 1905 (3-2-1)

Head Coach - Eddie Cochems (1st Season)						
Date	Site	W-L	Score	Opponent	AP Ranks	OFRD OFRK
10-14	H	T	5-5	Tennessee		3-5-1
10-21	A	W	35-0	Georgia		1-5
10-25	N1	W	25-0	Alabama		6-4
11-11	A	W	26-0	Auburn		2-4
11-18	A	L	0-41	Vanderbilt		7-1
11-30	A	L	10-17	Georgia Tech		6-0-1

N1 - Columbia, S.C.

## 1906 (4-0-3 OVERALL 4-0 SIAA, T-1<sup>st</sup>)

Head Coach - Bob Williams (1st Season)						
Date	Site	W-L	Score	Opponent	AP Ranks	OFRD OFRK
10-13	H	T	0-0	Virginia Tech		5-2-2
10-20	H	W	6-0	Georgia		2-4-1
10-25	N1	T	0-0	NC State		3-1-4
11-3	A	T	0-0	Davidson		3-2-1
11-10	H	W	6-4	Auburn		1-5-1
11-19	H	W	16-0	Tennessee		1-6-2
11-29	A	W	10-0	Georgia Tech		5-3-1

N1 - Columbia, S.C.

## 1907 (4-4)

Head Coach - Frank Shaughnessy (1st Season)						
Date	Site	W-L	Score	Opponent	AP Ranks	OFRD OFRK
9-28	H	W	5-0	Gordon		
10-9	H	W	35-0	Maryville		
10-21	H	L	0-4	Tennessee		7-2-1
10-31	N1	W	15-6	North Carolina		4-4-1
11-4	A	L	0-12	Auburn		6-2-1
11-7	N2	L	0-8	Georgia		4-3-1
11-9	H	L	6-10	Davidson		4-1-1
11-28	A	W	6-5	Georgia Tech		4-4

N1 - Columbia, S.C.; N2 - Augusta, Ga.

## 1908 (1-6)

Head Coach - John Stone (1st Season)						
Date	Site	W-L	Score	Opponent	AP Ranks	OFRD OFRK
9-26	H	W	15-0	Gordon		
10-10	H	L	0-6	Virginia Tech		5-4
10-17	A	L	0-41	Vanderbilt		7-2-1
10-28	N1	L	0-13	Davidson		6-2-2
11-5	N2	L	0-8	Georgia		5-2-1
11-14	A	L	5-6	Tennessee		7-2
11-26	A	L	6-30	Georgia Tech		6-3

N1 - Columbia, S.C.; N2 - Augusta, Ga.

## 1909 (6-3)

Head Coach - Bob Williams (2nd Season)						
Date	Site	W-L	Score	Opponent	AP Ranks	OFRD OFRK
9-27	H	W	26-0	Gordon		
10-2	A	L	0-6	Virginia Tech		6-1
10-9	N1	W	17-5	Davidson		3-4-2
10-16	N2	L	0-3	Alabama		5-1-2
10-23	H	W	19-0	Port Royal		
11-4	A	W	6-0	South Carolina		2-6
11-10	N3	W	5-0	Georgia		1-4-2
11-13	A	W	17-0	The Citadel		4-3-2
11-25	A	L	3-29	Georgia Tech		7-2

N1 - Charlotte, N.C.; N2 - Birmingham, Ala.; N3 - Augusta, Ga.

## 1910 (4-3-1)

Head Coach - Frank Dobson (1st Season)						
Date	Site	W-L	Score	Opponent	AP Ranks	OFRD OFRK
9-24	H	W	26-0	Gordon		
10-1	H	L	0-3	Mercer		6-3
10-8	A	W	24-0	Samford		1-7
10-15	A	W	32-0	The Citadel		3-4
10-22	A	L	0-17	Auburn		6-1
11-3	A	W	24-0	South Carolina		4-4
11-10	N1	T	0-0	Georgia		6-2-1
11-24	A	L	0-34	Georgia Tech		5-3

N1 - Augusta, Ga.

## 1911 (3-5)

Head Coach - Frank Dobson (2nd Season)						
Date	Site	W-L	Score	Opponent	AP Ranks	OFRD OFRK
10-14	H	L	0-29	Auburn		4-2-1
10-21	H	W	15-0	Samford		1-6-1
10-25	H	L	5-6	Florida		5-1
11-2	A	W	27-0	South Carolina		1-4-2
11-4	A	W	18-0	The Citadel		5-2-2
11-9	N1	L	0-22	Georgia		7-1-1
11-18	N2	L	6-30	Mercer		4-6-1
11-30	A	L	0-31	Georgia Tech		6-2-1

N1 - Augusta, Ga.; N2 - Columbus, Ga.

## 1912 (4-4)

Head Coach - Frank Dobson (3rd Season)						
Date	Site	W-L	Score	Opponent	AP Ranks	OFRD OFRK
10-5	A	W	59-0	Samford		1-6
10-12	H	W	26-0	Riverside		
10-19	A	L	6-27	Auburn		6-1-1
10-26	H	W	52-14	The Citadel		3-4
10-31	A	L	7-22	South Carolina		5-2-1
11-7	N1	L	6-27	Georgia		6-1-1
11-16	A	W	21-13	Mercer		5-3-1
11-28	A	L	0-23	Georgia Tech		5-3-1

N1 - Augusta, Ga.

## 1913 (4-4)

Head Coach - Bob Williams (3rd Season)						
Date	Site	W-L	Score	Opponent	AP Ranks	OFRD OFRK
10-4	H	W	6-3	Davidson		2-5
10-11	A	L	0-20	Alabama		6-3
10-18	H	L	0-20	Auburn		8-0
10-30	A	W	32-0	South Carolina		4-3
11-6	N1	L	15-18	Georgia		6-2
11-8	A	W	7-3	The Citadel		3-4-2
11-17	A	W	52-0	Mercer		2-5-1
11-27	A	L	0-34	Georgia Tech		7-2

N1 - Augusta, Ga.

## 1914 (5-3-1)

Head Coach - Bob Williams (4th Season)						
Date	Site	W-L	Score	Opponent	AP Ranks	OFRD OFRK
10-3	A	T	0-0	Davidson		5-1-1
10-10	A	L	0-27	Tennessee		9-0
10-17	A	L	0-28	Auburn		8-0-1
10-22	A	W	57-0	Furman		2-5
10-29	A	W	29-6	South Carolina		5-5-1
10-31	A	W	14-0	The Citadel		2-5
11-7	A	W	35-13	Georgia		3-5-1
11-14	N1	W	27-23	VMI		4-4
11-26	A	L	6-26	Georgia Tech		6-2

N1 - Richmond, Va.

## 1915 (2-4-2)

Head Coach - Bob Williams (5th Season)						
Date	Site	W-L	Score	Opponent	AP Ranks	OFRD OFRK
9-25	A	W	94-0	Furman		5-3
10-2	H	T	6-6	Davidson		5-3-1
10-9	A	W	3-0	Tennessee		4-4
10-16	N1	L	0-14	Auburn		6-2
10-28	A	T	0-0	South Carolina		5-3-1
11-6	N2	L	7-9	North Carolina		4-3-1
11-13	N3	L	3-6	VMI		6-2-1
11-25	A	L	0-13	Georgia		5-2-2

N1 - Anderson, S.C.; N2 - Greenville, S.C.; N3 - Richmond, Va.

## 1916 (3-6)

Head Coach - Wayne Hart (1st Season)						
Date	Site	W-L	Score	Opponent	AP Ranks	OFRD OFRK
9-30	H	W	7-6	Furman		4-5
10-7	N1	L	0-26	Georgia		6-3
10-14	H	L	0-14	Tennessee		8-0-1
10-20	A	L	0-28	Auburn		6-2
10-26	A	W	27-0	South Carolina		2-7
11-11	N2	L	7-37	VMI		4-5
11-16	N3	L	0-3	The Citadel		6-1-1
11-22	H	W	40-0	Presbyterian		4-3
11-30	N4	L	0-33	Davidson		5-3-1
N1 - Anderson, S.C.; N2 - Richmond, Va.; N3 - Orangeburg, S.C.; N4 - Charlotte, N.C.						



# ALL-TIME RESULTS

11-23	H	W	67-7	Furman	3-5-1
11-29	H	W	7-0	Davidson	2-1-1

N1 - Columbia, S.C.

## 1919 (6-2-2)

Head Coach - Edward Donahue (3rd Season)

Date	Site	W-L	Score	Opponent	AP Ranks	OFRD	OFRK
9-27	H	W	53-0	Erskine		2-5	
10-3	H	W	7-0	Davidson		4-4-2	
10-11	A	L	0-28	Georgia Tech		7-3	
10-17	A	L	0-7	Auburn		8-1	
10-25	H	W	14-0	Tennessee		3-3-3	
10-30	A	W	19-6	South Carolina		1-7-1	
11-7	H	W	19-7	Presbyterian		4-3-2	
11-13	N1	W	33-0	The Citadel		4-4-1	
11-21	A	T	7-7	Furman		6-2-1	
11-27	A	T	0-0	Georgia		4-2-3	

N1 - Orangeburg, S.C.

## 1920 (4-6-1)

Head Coach - Edward Donahue (4th Season)

Date	Site	W-L	Score	Opponent	AP Ranks	OFRD	OFRK
9-24	H	W	26-0	Erskine		5-3	
10-1	H	T	7-7	Presbyterian		5-1-1	
10-2	H	W	26-6	Newberry		1-7	
10-9	H	W	13-7	Wofford		0-8-1	
10-15	H	L	0-21	Auburn		7-2	
10-23	A	L	0-26	Tennessee		7-2	
10-28	A	L	0-3	South Carolina		5-4	
11-6	A	L	0-7	Georgia Tech		8-1	
11-11	N1	W	26-0	The Citadel		2-6	
11-20	A	L	0-14	Furman		9-1	
11-25	A	L	0-55	Georgia		8-0-1	

N1 - Orangeburg, S.C.

## 1921 (1-6-2)

Head Coach - E.J. Stewart (1st Season)

Date	Site	W-L	Score	Opponent	AP Ranks	OFRD	OFRK
10-1	A	L	0-14	Centre		10-0	
10-7	H	W	34-0	Presbyterian		1-7	
10-14	A	L	0-56	Auburn		5-3	
10-21	A	T	0-0	Furman		7-2-1	
10-27	A	L	0-21	South Carolina		5-1-2	
11-5	A	L	7-48	Georgia Tech		8-1	
11-10	N1	T	7-7	The Citadel		3-3-2	
11-18	H	L	0-13	Erskine		6-2	
11-24	A	L	0-28	Georgia		7-2-1	

N1 - Orangeburg, S.C.

## 1922 (5-4)

Head Coach - E.J. Stewart (2nd Season)

Date	Site	W-L	Score	Opponent	AP Ranks	OFRD	OFRK
9-30	H	L	0-21	Centre		6-3	
10-7	H	W	57-0	Newberry		2-5	
10-13	H	W	13-0	Presbyterian		6-2-1	
10-26	A	W	3-0	South Carolina		5-4	
11-4	A	L	7-21	Georgia Tech		7-2	
11-11	A	W	18-0	The Citadel		3-5	
11-18	H	W	52-0	Erskine		0-8	
11-25	A	L	6-20	Furman		8-3	
12-2	N1	L	14-47	Florida		7-2	

N1 - Jacksonville, Fla.

## 1923 (5-2-1)

Head Coach - Bud Saunders (1st Season)

Date	Site	W-L	Score	Opponent	AP Ranks	OFRD	OFRK
9-29	H	T	0-0	Auburn		3-3-3	
10-6	H	W	32-0	Newberry		2-8	
10-13	A	L	7-28	Centre		7-1-1	
10-25	A	W	7-6	South Carolina		4-6	
11-3	A	L	6-25	Virginia Tech		6-3	
11-9	H	W	12-0	Davidson		3-7	
11-17	H	W	20-0	Presbyterian		4-3-1	
11-29	A	W	7-6	Furman		9-2	

## 1924 (2-6)

Head Coach - Bud Saunders (2nd Season)

Date	Site	W-L	Score	Opponent	AP Ranks	OFRD	OFRK
9-27	H	W	60-0	Elon		0-7	
10-4	A	L	0-13	Auburn		4-4-1	
10-11	H	W	14-0	Presbyterian		1-6-1	
10-23	A	L	0-3	South Carolina		7-3	
11-1	H	L	6-50	Virginia Tech		4-2-3	
11-8	N1	L	0-7	Davidson		7-2-1	
11-15	N2	L	0-20	The Citadel		6-4	
11-27	H	L	0-3	Furman		5-5	

N1 - Charlotte, N.C.; N2 - Anderson, S.C.

## 1925 (1-7)

Head Coach - Bud Saunders (3rd Season)

Date	Site	W-L	Score	Opponent	AP Ranks	OFRD	OFRK
9-26	H	L	9-14	Presbyterian		3-6	
10-3	H	L	6-13	Auburn		5-3-1	
10-10	A	L	6-19	Kentucky		6-3	
10-22	A	L	0-33	South Carolina		7-3	
10-29	A	L	0-13	Wofford		3-7	
11-7	H	L	0-42	Florida		8-2	
11-14	A	W	6-0	The Citadel		6-4	
11-26	A	L	0-26	Furman		7-3	

## 1926 (2-7)

Head Coach (Games 1-4) - Bud Saunders (4th Season)

Head Coach (Games 5-9) - Bob Williams (6th Season)

Date	Site	W-L	Score	Opponent	AP Ranks	OFRD	OFRK
9-18	H	W	7-0	Erskine		1-7	
9-25	H	L	0-14	Presbyterian		7-2	
10-2	A	L	0-47	Auburn		5-4	
10-9	H	W	7-3	NC State		4-6	
10-21	A	L	0-24	South Carolina		6-4	
10-28	A	L	0-3	Wofford		2-8	
11-6	A	L	0-33	Florida		2-6-2	
11-13	H	L	6-15	The Citadel		7-3	
11-25	A	L	0-30	Furman		8-1	

## 1927 (5-3-1)

Head Coach - Josh Cody (1st Season)

Date	Site	W-L	Score	Opponent	AP Ranks	OFRD	OFRK
9-24	H	T	0-0	Presbyterian		3-3-3	
10-1	H	W	3-0	Auburn		0-7-2	
10-8	A	L	6-18	NC State		9-1	
10-14	H	W	25-6	Erskine		2-4-1	
10-20	A	W	20-0	South Carolina		4-5	
10-29	H	W	6-0	Wofford		2-4-3	
11-5	A	W	13-0	The Citadel		3-6-1	
11-12	A	L	0-32	Georgia		9-1	
11-24	A	L	0-28	Furman		10-1	

## 1928 (8-3)

Head Coach - Josh Cody (2nd Season)

Date	Site	W-L	Score	Opponent	AP Ranks	OFRD	OFRK
9-22	H	W	30-0	Newberry		3-5	
9-29	H	W	6-0	Davidson		2-8	
10-6	A	W	6-0	Auburn		1-8	
10-12	N1	W	7-0	NC State		4-3-1	
10-19	H	W	52-0	Erskine		3-7	
10-25	A	W	32-0	South Carolina		6-2-2	
11-3	A	L	7-26	Ole Miss		5-4	
11-10	N2	W	12-0	VMI		5-3-2	
11-17	N3	L	6-27	Florida		8-1	
11-29	A	W	27-12	Furman		5-4	
12-8	A	L	7-12	The Citadel		6-3-1	

N1 - Florence, S.C.; N2 - Lynchburg, Va.; N3 - Jacksonville, Fla.

## 1929 (8-3)

Head Coach - Josh Cody (3rd Season)

Date	Site	W-L	Score	Opponent	AP Ranks	OFRD	OFRK
9-21	H	W	68-0	Newberry		0-5	
9-28	N1	W	32-14	Davidson		5-5	
10-5	H	W	26-7	Auburn		2-7	
10-11	N2	W	26-0	NC State		1-8	
10-18	A	W	30-0	Wofford		3-6	
10-24	A	W	21-14	South Carolina		6-5	
11-2	A	L	6-44	Kentucky		6-1	
11-9	N3	L	0-12	VMI		8-2	
11-16	A	L	7-13	Florida		8-2	
11-23	H	W	13-0	The Citadel		5-4-1	
11-28	H	W	7-6	Furman		5-4-1	

N1 - Charlotte, N.C.; N2 - Florence, S.C.; N3 - Norfolk, Va.

## 1930 (8-2)

Head Coach - Josh Cody (4th Season)

Date	Site	W-L	Score	Opponent	AP Ranks	OFRD	OFRK
9-20	H	W	28-7	Presbyterian		9-1	
9-27	H	W	32-0	Wofford		2-9	
10-3	N1	W	13-7	The Citadel		4-5-2	
10-11	N2	W	27-0	NC State		2-8	
10-17	H	W	75-0	Newberry		0-5-3	
10-23	A	W	20-7	South Carolina		6-4	
11-1	A	L	0-27	Tennessee		9-1	
11-8	N3	W	32-0	VMI		3-6	
11-15	N4	L	0-27	Florida		6-3-1	
11-27	A	W	12-7	Furman		6-3-1	

N1 - Florence, S.C.; N2 - Charlotte, N.C.; N3 - Norfolk, Va.; N4 - Jacksonville, Fla.

## 1931 (1-6-2)

Head Coach - Jess Neely (1st Season)

Date	Site	W-L	Score	Opponent	AP Ranks	OFRD	OFRK
9-25	H	T	0-0	Presbyterian		2-5-2	
10-3	A	L	0-44	Tennessee		9-0-1	
10-10	N1	W	6-0	NC State		3-6	
10-16	N2	L	0-6	The Citadel		5-4-1	
10-22	A	L	0-21	South Carolina		5-4-1	
10-31	H	L	0-12	Oglethorpe			
11-7	N3	L	6-7	VMI		3-6-1	
11-14	N4	L	7-74	Alabama		9-1	
11-26	A	T	0-0	Furman		5-2-2	

N1 - Charlotte, N.C.; N2 - Florence, S.C.; N3 - Norfolk, Va.; N4 - Montgomery, Ala.

## 1932 (3-5-1)

Head Coach - Jess Neely (2nd Season)

Date	Site	W-L	Score	Opponent	AP Ranks	OFRD	OFRK
9-23	H	W	13-0	Presbyterian		5-2-1	
10-1	A	L	14-32	Georgia Tech		4-5-1	
10-8	A	L	0-13	NC State		6-1-2	
10-14	H	W	19-0	Erskine		1-8	
10-20	A	L	0-14	South Carolina		5-4-2	
10-29	A	T	7-7	Davidson		4-4-1	
11-5	A	W	18-6	The Citadel		4-5	
11-11	H	L	18-32	Georgia		2-5-2	
11-24	A	L	0-7	Furman		8-1	

## 1933 (3-6-2)

Head Coach - Jess Neely (3rd Season)

Date	Site	W-L	Score	Opponent	AP Ranks	OFRD	OFRK
9-23	H	T	6-6	Presbyterian		4-2-2	
9-30	A	L	2-39	Georgia Tech		5-5	
10-7	H	W	9-0	NC State		1-5-3	
10-13	A	T	0-0	*%George Washington		5-3-1	
10-19	A	L	0-7	South Carolina		6-3-1	
10-28	N1	L	0-13	Ole Miss		6-3-2	
11-4	N2	W	13-0	Wake Forest		0-5-1	
11-11	A	L	13-14	Wofford		3-6	
11-18	N3	L	0-13	Mercer		4-3-2	
11-25	H	W	7-0	The Citadel		3-5-1	
11-30	A	L	0-6	Furman		6-1-2	

\* - first night game; N1 - Meridian, Miss.; N2 - Charlotte, N.C.; N3 - Savannah, Ga.

## 1934 (5-4)

Head Coach - Jess Neely (4th Season)

Date	Site	W-L	Score	Opponent	AP Ranks	OFRD	OFRK
9-22	H	W	6-0	Presbyterian		3-4-2	
9-29	A	L	7-12	Georgia Tech		1-9	
10-6	A	L	6-20	Duke		7-2	
10-13	A	L	0-7	Kentucky		5-5	
10-25	A	W	19-0	South Carolina		5-4	
11-3	A	W	12-6	NC State		2-6-1	
11-10	A	L	0-40	Alabama		10-0	
11-17	N1	W	32-0	Mercer		3-6-1	
11-29	H	W	7-0	Furman		5-4	
N1 - Savannah, Ga.							

# ALL-TIME RESULTS

## 1937 (4-4-1)

Head Coach - Jess Neely (7th Season)							
Date	Site	W-L	Score	Opponent	AP Ranks	OFRD	OFRK
9-18	H	W	46-0	Presbyterian		0-10	
9-25	A	L	0-7	Tulane		5-4-1	
10-2	A	L	6-21	Army West Point		7-2	
10-9	A	L	0-14	Georgia		6-3-2	
10-21	A	W	34-6	South Carolina		5-6-1	
10-30	H	W	32-0	Wake Forest		3-6	
11-6	A	L	0-7	Georgia Tech		6-3-1	
11-13	A	W	10-9	Florida		4-7	
11-25	A	T	0-0	Furman		4-3-2	

## 1938 (7-1-1 OVERALL 3-0-1 SoCON, 2<sup>nd</sup>)

Head Coach - Jess Neely (8th Season)							
Date	Site	W-L	Score	Opponent	AP Ranks	OFRD	OFRK
9-17	H	W	26-0	Presbyterian		6-4	
9-24	A	W	13-10	Tulane		7-2-1	19
10-1	A	L	7-20	Tennessee		11-0	#2
10-8	N1	T	7-7	VMI		6-1-4	
10-20	A	W	34-12	South Carolina		6-4-1	
10-28	A	W	7-0	%Wake Forest		4-5-1	
11-5	N2	W	27-0	George Washington		5-4	
11-12	A	W	14-0	Kentucky		2-7	
11-24	H	W	10-7	Furman		2-7-1	

N1 - Charlotte, N.C.; N2 - Greenville, N.C.

## 1939 (9-1 OVERALL 4-0 SoCON, 2<sup>nd</sup>)

Head Coach - Jess Neely (9th Season)							
Date	Site	W-L	Score	Opponent	AP Ranks	OFRD	OFRK
9-23	H	W	18-0	Presbyterian		4-3-2	
9-30	A	L	6-7	Tulane		8-1-1	5
10-7	N1	W	25-6	NC State		2-8	
10-19	A	W	27-0	South Carolina		3-6-1	
10-28	A	W	15-7	Navy		3-5-1	
11-3	A	W	13-6	%George Washington		5-3	
11-11	H	W	20-7	Wake Forest		7-3	
11-18	A	W	21-6	Rhodes	16/-	3-5-1	
11-25	A	W	14-3	Furman	15/-	5-4	
1-1	N2	W	6-3	Boston College	12/11	9-2	#12/11

N1 - Charlotte, N.C.; N2 - Dallas, Texas (Cotton Bowl)

## 1940 (6-2-1 OVERALL 4-0 SoCON, 1<sup>st</sup>)

Head Coach - Frank Howard (1st Season)							
Date	Site	W-L	Score	Opponent	AP Ranks	OFRD	OFRK
9-21	A	W	38-0	Presbyterian		6-4	
9-28	H	W	26-0	Wofford		3-4-2	
10-5	N1	W	26-7	NC State		3-6	
10-12	H	W	39-0	Wake Forest		7-3	
10-24	A	W	21-13	South Carolina	13/-	3-6	
11-2	A	L	0-13	Tulane	10/-	5-5	
11-9	A	L	7-21	Auburn		6-4-1	
11-16	A	T	12-12	Rhodes			
11-23	A	W	13-7	Furman		5-4	

N1 - Charlotte, N.C.

## 1941 (7-2 OVERALL 5-1 SoCON, 3<sup>rd</sup>)

Head Coach - Frank Howard (2nd Season)							
Date	Site	W-L	Score	Opponent	AP Ranks	OFRD	OFRK
9-20	H	W	41-12	Presbyterian		6-3	
9-27	N1	W	36-7	VMI		4-6	
10-4	N2	W	27-6	NC State		4-5-2	
10-11	A3	W	26-13	Boston College		7-3	
10-23	A	L	14-18	South Carolina	14/-	4-4-1	
10-31	A	W	19-0	%George Washington		1-7-1	
11-15	H	W	29-0	Wake Forest		5-5-1	
11-22	A	W	34-6	Furman	18/-	3-4-2	
11-29	A	L	7-28	Auburn	16/-	4-5-1	

N1 - Lynchburg, Va.; N2 - Charlotte, N.C.; A3 - Boston, Mass. (Fenway Park)

## 1942 (3-6-1 OVERALL 2-3-1 SoCON, 9<sup>th</sup>)

Head Coach - Frank Howard (3rd Season)							
Date	Site	W-L	Score	Opponent	AP Ranks	OFRD	OFRK
9-19	H	W	32-13	# Presbyterian		6-4	
9-26	N1	T	0-0	VMI		3-5-1	
10-3	N2	L	6-7	NC State		4-4-2	
10-10	A3	L	7-14	Boston College		8-2	
10-22	A	W	18-6	South Carolina		1-7-1	
10-31	A	L	6-19	Wake Forest		6-2-1	
11-7	H	L	0-7	George Washington		3-6	
11-14	A	L	6-24	Jacksonville N.A.S.		9-3	
11-21	H	W	12-7	Furman		3-6	
11-28	A	L	13-41	Auburn	-/16	6-4-1	

# - first game at Memorial Stadium; N1 - Lynchburg, Va.; N2 - Charlotte, N.C.; A3 - Boston, Mass. (Fenway Park)

## 1943 (2-6 OVERALL 2-3 SoCON, T-7<sup>th</sup>)

Head Coach - Frank Howard (4th Season)							
Date	Site	W-L	Score	Opponent	AP Ranks	OFRD	OFRK
9-25	H	L	12-13	Presbyterian		6-6	
10-2	N1	W	19-7	%NC State		3-6	
10-9	N2	L	7-12	VMI		2-6	
10-21	A	L	6-33	South Carolina		5-2	
10-30	H	L	12-41	Wake Forest		4-5	
11-6	A	W	26-6	Davidson		0-5	
11-13	N3	L	6-32	Georgia Pre-Flight		5-1	
11-20	A	L	6-41	Georgia Tech	-/15	8-3	#13
N1 - Charlotte, N.C.; N2 - Roanoke, Va.; N3 - Greenville, S.C.							

## 1944 (4-5 OVERALL 3-1 SoCON, T-3<sup>rd</sup>)

Head Coach - Frank Howard (5th Season)							
Date	Site	W-L	Score	Opponent	AP Ranks	OFRD	OFRK
9-23	H	W	34-0	Presbyterian		3-6	
9-30	A	L	0-51	Georgia Tech		8-3	#13
10-7	N1	W	13-7	NC State		7-2	
10-19	A	W	20-13	South Carolina		3-4-2	
10-28	A	L	7-26	Tennessee	-/20	7-1-1	#12
11-4	A	L	7-13	Wake Forest	-/17	8-1	
11-11	H	W	57-12	VMI		1-8	
11-18	A	L	20-36	Tulane		4-3	
11-24	A	L	7-21	Georgia		7-3	

N1 - Charlotte, N.C.

## 1945 (6-3-1 OVERALL 2-1-1 SoCON, 4<sup>th</sup>)

Head Coach - Frank Howard (6th Season)							
Date	Site	W-L	Score	Opponent	AP Ranks	OFRD	OFRK
9-22	H	W	76-0	Presbyterian		1-6	
9-29	A	L	0-20	Georgia		9-2	#18
10-6	A	W	13-0	%NC State		3-6	
10-13	H	W	7-6	Pensacola N.A.S.			
10-25	A	T	0-0	South Carolina		2-4-3	
11-2	A	L	6-7	%Miami (Fla.)		9-1-1	#
11-10	H	W	35-0	Virginia Tech		2-6	
11-17	A	W	47-20	Tulane		2-6-1	
11-24	A	W	21-7	Georgia Tech		4-6	
12-1	H	L	6-13	Wake Forest	16/-	5-3-1	

## 1946 (4-5 OVERALL 2-3 SoCON, 11<sup>th</sup>)

Head Coach - Frank Howard (7th Season)							
Date	Site	W-L	Score	Opponent	AP Ranks	OFRD	OFRK
9-21	H	W	39-0	Presbyterian		7-2	
9-27	A	L	12-35	%Georgia		11-0	#3
10-5	H	L	7-14	NC State		8-3	#18
10-12	A	L	7-19	Wake Forest		6-3	
10-24	A	L	14-26	South Carolina		5-3	
11-2	A	W	14-7	Virginia Tech		3-4-3	#
11-9	A	L	13-54	Tulane		3-7	
11-16	H	W	20-6	Furman		2-8	
11-23	N1	W	21-13	Auburn		4-6	

N1 - Montgomery, Ala.

## 1947 (4-5 OVERALL 1-3 SoCON, 12<sup>th</sup>)

Head Coach - Frank Howard (8th Season)							
Date	Site	W-L	Score	Opponent	AP Ranks	OFRD	OFRK
9-20	H	W	42-0	Presbyterian		4-5-1	
9-26	A1	L	22-32	%Boston College		5-4	
10-4	H	L	14-16	Wake Forest		6-4	
10-11	A	L	0-18	%NC State		5-3-1	17
10-23	A	L	19-21	South Carolina		6-2-1	
10-31	A	L	6-21	%Georgia		7-4-1	#
11-8	A	W	35-7	Furman		2-7	
11-15	A	W	34-13	%Dukesne		2-8	
11-22	H	W	34-18	Auburn		2-7	

A1 - Boston, Mass. (Braves Field)

## 1948 (11-0 OVERALL 5-0 SoCON, 1<sup>st</sup>)

Head Coach - Frank Howard (9th Season)							
Date	Site	W-L	Score	Opponent	AP Ranks	OFRD	OFRK
9-25	H	W	53-0	^%Presbyterian		5-4	
10-2	H	W	6-0	%NC State		3-6-1	
10-9	A	W	21-7	Mississippi State		4-4-1	
10-21	A	W	13-7	South Carolina	14/-	3-5	
10-29	A1	W	26-19	%Boston College	13/-	5-2-2	
11-6	H	W	41-0	Furman	12/-	2-6-1	
11-13	A	W	21-14	Wake Forest	10/19	6-4	#20/-
11-20	H	W	42-0	Dukesne	9/-	2-7	
11-27	N2	W	7-6	Auburn	11/-	1-8-1	
12-4	A	W	20-0	The Citadel	10/-	2-7	
1-1	N3	W	24-23	Missouri	11/-	8-3	#

^ - first home night game; A1 - Boston, Mass. (Braves Field); N2 - Mobile, Ala.; N3 - Jacksonville, Fla. (Gator Bowl)

## 1949 (4-4-2 OVERALL 2-2 SoCON, 8<sup>th</sup>)

Head Coach - Frank Howard (10th Season)							
Date	Site	W-L	Score	Opponent	AP Ranks	OFRD	OFRK
9-17	H	W	69-7	%Presbyterian		5-4	
9-24	A	L	7-33	%Rice		10-1	#5/-
10-1	A	W	7-6	%NC State		3-7	
10-8	H	T	7-7	%Mississippi State		0-8-1	
10-20	A	L	13-27	South Carolina		4-6	
10-29	H	L	21-35	%Wake Forest		4-6	
11-5	H	L	27-40	Boston College		4-4-1	
11-12	H	W	33-20	%Dukesne		3-6	
11-19	A	W	28-21	Furman		2-6-1	
11-26	N1	T	20-20	Auburn		2-4-3	

N1 - Mobile, Ala.

## 1950 (9-0-1 OVERALL 3-0-1 SoCON, 2<sup>nd</sup>)

Head Coach - Frank Howard (11th Season)							
Date	Site	W-L	Score	Opponent	AP Ranks	OFRD	OFRK
9-23	H	W	54-0	%Presbyterian		5-5	
9-30	A	W	34-0	Missouri		-/17	4-5-1
10-7	H	W	27-0	%NC State	18/-	5-4-1	
10-19	A	T	14-14	South Carolina	12/-	3-4-2	
10-28	A	W	13-12	Wake Forest	16/17	6-1-2	
11-4	H	W	53-20	Dukesne	14/-	2-6-1	
11-11	A1	W	35-14	Boston College	13/-	0-9-1	
11-18	H	W	57-2	Furman	11/-	2-8-1	
11-25	A	W	41-0	Auburn	11/-	0-10	
1-1	A2	W	15-14	Miami (Fla.)	10/15	9-1-1	#15/13

A1 - Boston, Mass. (Braves Field); A2 - Miami, Fla. (Orange Bowl)

## 1951 (7-3 OVERALL 3-1 SoCON, 5<sup>th</sup>)

Ranked No. 19 by AP							
Head Coach - Frank Howard (12th Season)							
Date	Site	W-L	Score	Opponent	AP Ranks	OFRD	OFRK
9-22	H	W	53-6	%Presbyterian		5-4	
9-29	A	W	20-14	%Rice		5-5	
10-6	A	W	6-0	%NC State	18/-	3-7	
10-13	A	L	7-21	%Pacific	16/20	6-5	
10-25	A	L	0-20	South Carolina		5-4	
11-3	H	W	21-6	Wake Forest		6-4	
11-10	H	W	21-2	Boston College		3-6	
11-17	A	W	34-14	Furman		3-6-1	
11-24	H	W	34-0	Auburn		5-5	
1-1	N1	L	0-14	Miami (Fla.)	19/-	8-3	#
N1 - Jacksonville, Fla. (Gator Bowl)							



# ALL-TIME RESULTS

## 1955 (7-3 OVERALL 3-1 ACC, 3<sup>rd</sup>)

Head Coach - Frank Howard (16th Season)

Date	Site	W-L	Score	Opponent	AP Ranks	OFRD	OFRK
9-17	H	W	33-0	%Presbyterian		3-5-1	
9-24	A	W	20-7	* Virginia		1-9	
10-1	H	W	26-7	Georgia		4-6	
10-8	A	L	7-21	%Rice	16/-	2-7-1	
10-20	A	W	28-14	* South Carolina		3-6	
10-29	H	W	19-13	* Wake Forest		5-4-1	
11-5	N1	W	21-16	Virginia Tech		6-3-1	
11-12	H	L	12-25	* Maryland	-/2	10-1	#3/3
11-19	N2	L	0-21	Auburn	-/12	8-2-1	#8/8
11-26	A	W	40-20	Furman		1-9	

N1 - Roanoke, Va.; N2 - Mobile, Ala.

## 1956 (7-2-2 OVERALL 4-0-1 ACC, 1<sup>st</sup>)

Ranked No. 19 by AP

Head Coach - Frank Howard (17th Season)

Date	Site	W-L	Score	Opponent	AP Ranks	OFRD	OFRK
9-22	H	W	27-7	%Presbyterian		4-6	
9-29	A	T	20-20	Florida	-/19	6-3-1	
10-6	A	W	13-7	* %NC State		3-7	
10-13	A	W	17-0	* Wake Forest		2-5-3	
10-25	A	W	7-0	* South Carolina	20/-	7-3	
11-3	H	W	21-6	Virginia Tech	13/16	7-2-1	
11-10	A	T	6-6	* Maryland	11/-	2-7-1	
11-16	A	L	0-21	%Miami (Fla.)	13/8	8-1-1	6/6
11-24	H	W	7-0	* Virginia		4-6	
12-1	H	W	28-7	Furman		2-8	
1-1	N1	L	21-27	Colorado	19/20	8-2-1	#20/18

N1 - Miami, Fla. (Orange Bowl)

## 1957 (7-3 OVERALL 4-3 ACC, T-3<sup>rd</sup>)

Ranked No. 18 by UPI

Head Coach - Frank Howard (18th Season)

Date	Site	W-L	Score	Opponent	AP Ranks	OFRD	OFRK
9-21	H	W	66-0	Presbyterian		0-8-1	
9-28	A	L	0-26	* North Carolina		6-4	
10-5	H	L	7-13	* NC State	-/13	7-1-2	15/-
10-12	A	W	20-6	* Virginia		3-6-1	
10-24	A	W	13-0	* South Carolina		5-5	
11-2	A	W	20-7	%Rice		7-4	#8/7
11-9	H	W	26-7	* Maryland		5-5	
11-16	A	L	6-7	* Duke	14/11	6-3-2	#16/14
11-23	H	W	13-6	* Wake Forest		0-10	
11-30	A	W	45-6	Furman		3-7	

## 1958 (8-3 OVERALL 5-1 ACC, 1<sup>st</sup>)

Ranked No. 12 by AP, No. 13 by UPI

Head Coach - Frank Howard (19th Season)

Date	Site	W-L	Score	Opponent	AP Ranks	OFRD	OFRK
9-20	H	W	20-15	* Virginia	18/-	1-9	
9-27	H	W	26-21	* North Carolina		6-4	
10-4	A	W	8-0	* Maryland	10/-	4-6	
10-11	A	W	12-7	%Vanderbilt	8/-	5-2-3	
10-23	A	L	6-26	* South Carolina	10/-	7-3	15/-
11-1	H	W	14-12	* Wake Forest	19/-	3-7	
11-8	A	L	0-13	Georgia Tech	17/19 <sup>u</sup>	5-4-1	
11-15	A	W	13-6	* NC State		2-7-1	
11-22	H	W	34-12	Boston College	16/-	7-3	
11-29	H	W	36-19	Furman	12/-	2-7	
1-1	N1	L	0-7	LSU	12/1	11-0	#1/1

N1 - New Orleans, La. (Sugar Bowl)

## 1959 (9-2 OVERALL 6-1 ACC, 1<sup>st</sup>)

Ranked No. 11 by AP

Head Coach - Frank Howard (20th Season)

Date	Site	W-L	Score	Opponent	AP Ranks	OFRD	OFRK
9-19	A	W	20-18	* North Carolina	18/12	5-5	
9-26	A	W	47-0	* Virginia	5/-	0-10	
10-3	A	L	6-16	Georgia Tech	6/7	6-5	#
10-10	H	W	23-0	* NC State		1-9	
10-22	A	W	27-0	* South Carolina	17/-	6-4	
10-31	A	W	19-0	%Rice	12/-	1-7-2	
11-7	H	W	6-0	* Duke	10/-	4-6	
11-14	H	L	25-28	* Maryland	11/-	5-5	
11-21	H	W	33-31	* Wake Forest	19/-	6-4	
11-28	A	W	56-3	Furman	14/-	3-7	
12-19	N1	W	23-7	TCU	11/7	8-3	#7/8

N1 - Houston, Texas (Bluebonnet Bowl)

## 1960 (6-4 OVERALL 4-2 ACC, 4<sup>th</sup>)

Head Coach - Frank Howard (21st Season)

Date	Site	W-L	Score	Opponent	AP Ranks	OFRD	OFRK
9-24	A	W	28-7	* Wake Forest	9/-	2-8	
10-1	H	W	13-7	Virginia Tech	7/-	6-4	
10-8	H	W	21-7	* Virginia	8/-	0-10	
10-15	A	L	17-19	* Maryland	8/-	6-4	
10-22	A	L	6-21	* Duke	-/18 <sup>u</sup>	8-3	#10/11

10-29	A	L	20-22	Vanderbilt		3-7	
11-5	H	W	24-0	* North Carolina		3-7	
11-12	H	W	12-2	* South Carolina^		3-6-1	
11-19	A	L	14-25	Boston College		3-6-1	
11-26	H	W	42-14	Furman		5-4	

^ - first South Carolina game at Clemson

## 1961 (5-5 OVERALL 3-3 ACC, T-3<sup>rd</sup>)

Head Coach - Frank Howard (22nd Season)

Date	Site	W-L	Score	Opponent	AP Ranks	OFRD	OFRK
9-23	A	L	17-21	Florida		4-5-1	
9-30	H	L	21-24	* Maryland		7-3	
10-7	A	W	27-0	* North Carolina		5-5	
10-14	H	L	13-17	* Wake Forest		4-6	
10-21	A	W	17-7	* Duke		7-3	#20/14
10-28	A	L	14-24	Auburn		6-4	
11-4	H	W	21-6	Tulane		2-8	
11-11	A	L	14-21	* South Carolina		4-6	
11-18	H	W	35-6	Furman		7-3	
11-25	H	W	20-0	* NC State		4-6	

## 1962 (6-4 OVERALL 5-1 ACC, 2<sup>nd</sup>)

Head Coach - Frank Howard (23rd Season)

Date	Site	W-L	Score	Opponent	AP Ranks	OFRD	OFRK
9-22	A	L	9-26	Georgia Tech		7-3-1	#
9-29	A	W	7-0	* NC State		3-6-1	
10-6	A	W	24-7	* Wake Forest		0-10	
10-13	H	L	16-24	Georgia		3-4-3	
10-20	H	L	0-16	* Duke		8-2	-/14
10-27	H	L	14-17	Auburn	-/10 <sup>u</sup>	6-3-1	
11-3	H	W	17-6	* North Carolina		3-7	
11-10	A	W	44-3	Furman		4-6	
11-17	A	W	17-14	* Maryland		6-4	
11-24	H	W	20-17	* South Carolina		4-5-1	

## 1963 (5-4-1 OVERALL 5-2 ACC, T-3<sup>rd</sup>)

Head Coach - Frank Howard (24th Season)

Date	Site	W-L	Score	Opponent	AP Ranks	OFRD	OFRK
9-21	A	L	14-31	Oklahoma	-/4	8-2	10/8
9-28	A	L	0-27	Georgia Tech	-/9	7-3	
10-5	H	L	3-7	* NC State		8-3	#
10-12	H	T	7-7	%Georgia		4-5-1	
10-19	A	L	30-35	* Duke		5-4	
10-26	A	W	35-0	* Virginia		2-7	
11-2	H	W	36-0	* Wake Forest		1-9	
11-9	A	W	11-7	* North Carolina		9-2	#-/19
11-16	H	W	21-6	* Maryland		3-7	
11-28	A	W	24-20	* South Carolina^		1-8	

^ - only South Carolina game played on Thanksgiving Day (moved from Nov. 23 due to the death of President John F. Kennedy)

## 1964 (3-7 OVERALL 2-4 ACC, 7<sup>th</sup>)

Head Coach - Frank Howard (25th Season)

Date	Site	W-L	Score	Opponent	AP Ranks	OFRD	OFRK
9-19	H	W	28-0	Furman		3-7	
9-26	A	L	0-9	* NC State		5-5	
10-3	A	L	7-14	Georgia Tech		7-3	
10-10	A	L	7-19	Georgia		7-3-1	#
10-17	A	W	21-2	* Wake Forest		5-5	
10-24	A	L	10-14	TCU		4-6	
10-31	H	W	29-7	* Virginia		5-5	
11-7	H	L	0-29	* North Carolina		5-5	
11-14	A	L	0-34	* Maryland		5-5	
11-21	H	L	3-7	* South Carolina		3-5	

## 1965 (5-5 OVERALL 4-3 ACC, T-1<sup>st</sup>)

Head Coach - Frank Howard (26th Season)

Date	Site	W-L	Score	Opponent	AP Ranks	OFRD	OFRK
9-18	H	W	21-7	* NC State		6-4	
9-25	A	W	20-14	* Virginia		4-6	
10-2	A	L	6-38	Georgia Tech		7-3-1	
10-9	A	L	9-23	Georgia	-/4	6-4	
10-16	A	W	3-2	* Duke		6-4	
10-23	H	W	3-0	TCU		6-5	#
10-30	H	W	26-13	* Wake Forest		3-7	
11-6	A	L	13-17	* North Carolina		4-6	
11-13	H	L	0-6	* Maryland		4-6	
11-20	A	L	16-17	* South Carolina		5-5	

## 1966 (6-4 OVERALL 6-1 ACC, 1<sup>st</sup>)

Head Coach - Frank Howard (27th Season)

Date	Site	W-L	Score	Opponent	AP Ranks	OFRD	OFRK
9-24	H	W	40-35	* Virginia		4-6	
10-1	A	L	12-13	Georgia Tech	-/9	9-2	#8/8
10-8	A	L	0-26	Alabama	-/4	11-0	#3/3
10-15	H	W	9-6	* Duke		5-5	
10-22	A	L	0-30	Southern California	-/5	7-4	#-/18
10-29	A	W	23-21	* Wake Forest		3-7	
11-5	H	W	27-3	* North Carolina		2-8	

11-12	A	W	14-10	* Maryland		4-6	
11-19	A	L	14-23	* NC State		5-5	
11-26	H	W	35-10	* South Carolina		1-9	

## 1967 (6-4 OVERALL 6-0 ACC, 1<sup>st</sup>)

Head Coach - Frank Howard (28th Season)

Date	Site	W-L	Score	Opponent	AP Ranks	OFRD	OFRK
9-23	H	W	23-6	* Wake Forest		4-6	
9-30	H	L	17-24	Georgia	-/5	7-4	#-/18
10-7	A	L	0-10	Georgia Tech		4-6	#
10-14	A	L	21-43	Auburn		6-4	
10-21	A	W	13-7	* Duke		4-6	
10-28	H	L	10-13	Alabama		8-2-1	#8/7
11-4	A	W	17-0	* North Carolina		2-8	
11-11	H	W	28-7	* Maryland		0-9	
11-18	H	W	14-6	* NC State	-/10	9-2	#-/17
11-25	A	W	23-12	* South Carolina		5-5	

## 1968 (4-5-1 OVERALL 4-1-1 ACC, 2<sup>nd</sup>)

Head Coach - Frank Howard (29th Season)

Date	Site	W-L	Score	Opponent	AP Ranks	OFRD	OFRK
9-21	A	T	20-20	* Wake Forest		2-7-1	
9-28	A	L	13-31	Georgia		8-1-2	#8/4
10-5	A	L	21-24	Georgia Tech		4-6	
10-12	H	L	10-21	Auburn		7-4	#16/-
10-19	H	W	39-22	* Duke		4-6	
10-26	A	L	14-21	Alabama		8-3	#17/12
11-2	A	W	24-19	* NC State		6-4	
11-9	A	W	16-0	* Maryland		2-8	
11-16	H	W	24-14	* \$North Carolina		3-7	
11-23	H	L	3-7	* South Carolina		4-6	

## 1969 (4-6 OVERALL 3-3 ACC, T-3<sup>rd</sup>)

Head Coach - Frank Howard (30th Season)

||
||
||

# ALL-TIME RESULTS

11-18	A	L	17-42	* NC State	8-3	#17/-
11-25	H	W	7-6	\$South Carolina	4-7	

## 1973 (5-6 OVERALL 4-2 ACC, 3<sup>rd</sup>)

Head Coach - Red Parker (1st Season)

Date	Site	W-L	Score	Opponent	AP Ranks	OFRD	OFRK
9-8	H	W	14-12	The Citadel		3-8	
9-22	A	L	14-31	Georgia		7-4-1	#
9-29	A	L	21-29	Georgia Tech		5-6	
10-6	H	L	15-30	Texas A&M		5-6	
10-13	H	W	32-27	* Virginia		4-7	
10-20	A	W	24-8	* Duke		2-8	
10-27	H	L	6-29	* NC State		9-3	#16/-
11-3	H	W	35-8	* Wake Forest		1-9	
11-10	A	W	37-29	* North Carolina		4-7	
11-17	H	L	13-28	* Maryland		8-4	#20/18
11-24	A	L	20-32	South Carolina		7-4	

## 1974 (7-4 OVERALL 4-2 ACC, T-2<sup>nd</sup>)

Head Coach - Red Parker (2nd Season)

Date	Site	W-L	Score	Opponent	AP Ranks	OFRD	OFRK
9-14	A	L	0-24	Texas A&M	-/20	8-3	16/15
9-21	A	L	10-31	* %NC State	-/15	9-2-1	#11/9
9-28	H	W	21-17	Georgia Tech		6-5	
10-5	H	W	28-24	Georgia		6-6	#
10-12	A	L	0-41	* Maryland		8-4	#13/13
10-19	H	W	17-13	* Duke		6-5	
10-26	A	L	28-29	Tennessee		7-3-2	#20/15
11-2	A	W	21-9	* Wake Forest		1-10	
11-9	H	W	54-32	* North Carolina		7-5	#
11-16	H	W	28-9	* Virginia		4-7	
11-23	H	W	39-21	South Carolina		4-7	

## 1975 (2-9 OVERALL 2-3 ACC, 5<sup>th</sup>)

Head Coach - Red Parker (3rd Season)

Date	Site	W-L	Score	Opponent	AP Ranks	OFRD	OFRK
9-13	H	L	13-17	Tulane			
9-20	A	L	0-56	*Alabama	-/14	11-1	#3/3
9-27	A	L	28-33	Georgia Tech		7-4	
10-4	A	L	7-35	Georgia		9-3	#19/19
10-11	H	W	16-14	* Wake Forest		3-8	
10-18	A	L	21-25	* Duke		4-5-2	
10-25	H	L	7-45	* NC State		7-4-1	
11-1	H	L	7-43	Florida State		3-8	
11-8	A	W	38-35	* North Carolina		3-7-1	
11-15	H	L	20-22	* Maryland		9-2-1	#13/11
11-22	A	L	20-56	South Carolina		7-5	#

## 1976 (3-6-2 OVERALL 0-4-1 ACC, 7<sup>th</sup>)

Head Coach - Red Parker (4th Season)

Date	Site	W-L	Score	Opponent	AP Ranks	OFRD	OFRK
9-11	H	W	10-7	The Citadel		6-5	
9-18	H	L	0-41	Georgia	-/9	10-2	#10/10
9-25	A	T	24-24	%Georgia Tech		4-6-1	
10-2	A	L	19-21	Tennessee		6-5	
10-9	A	L	14-20	* Wake Forest		5-6	
10-16	H	T	18-18	* Duke		5-5	
10-23	A	L	21-38	* NC State		3-7	
10-30	A	W	15-12	%Florida State		5-6	
11-6	H	L	23-27	* North Carolina		9-3	#
11-13	A	L	0-20	* Maryland	-/6	11-1	#8/11
11-20	H	W	28-9	\$South Carolina		6-5	

## 1977 (8-3-1 OVERALL 4-1-1 ACC, 2<sup>nd</sup>)

Ranked No. 19 by AP

Head Coach - Charley Pell (1st Season)

Date	Site	W-L	Score	Opponent	AP Ranks	OFRD	OFRK
9-10	H	L	14-21	* Maryland	-/10	8-4	#
9-17	A	W	7-6	Georgia	-/17	5-6	
9-24	A	W	31-14	Georgia Tech		6-5	
10-1	A	W	31-13	\$Virginia Tech		3-7-1	
10-8	H	W	31-0	* \$Virginia		1-9-1	
10-15	A	W	17-11	* Duke		5-6	
10-22	H	W	7-3	* NC State	20/-	8-4	#-/19
10-29	H	W	26-0	* Wake Forest	16/-	1-10	
11-5	A	T	13-13	* North Carolina	13/-	8-3-1	#17/14
11-12	H	L	17-21	Notre Dame	15/5	11-1	#1/1
11-19	A	W	31-27	South Carolina	15/-	5-7	
12-30	N1	L	3-34	%Pittsburgh	11/10	9-2-1	#8/7

N1 - Jacksonville, Fla. (Gator Bowl)

## 1978 (11-1 OVERALL 6-0 ACC, 1<sup>st</sup>)

Ranked No. 6 by AP, No. 6 by UPI

Head Coach (Games 1-11) - Charley Pell (2nd Season)

Head Coach (Game 12) - Danny Ford (1st Season)

Date	Site	W-L	Score	Opponent	AP Ranks	OFRD	OFRK
9-16	H	W	58-3	The Citadel		5-6	
9-23	A	L	0-12	Georgia	8/-	9-2-1	#16/15
9-30	H	W	31-0	Villanova		5-6	

10-7	H	W	38-7	Virginia Tech	4-7	
10-14	A	W	30-14	* Virginia	2-9	
10-21	H	W	28-8	* Duke	4-7	
10-28	A	W	33-10	* NC State	20/-	9-3 #18/19
11-4	A	W	51-6	* Wake Forest	16/-	1-10
11-11	H	W	13-9	* North Carolina	15/-	5-6
11-18	A	W	28-24	* Maryland	12/11	9-3 #20/-
11-25	H	W	41-23	South Carolina	10/-	5-5-1
12-29	N1	W	17-15	%Ohio State	7/20	7-4-1 #

N1 - Jacksonville, Fla. (Gator Bowl)

N1 - Jacksonville, Fla. (Gator Bowl)

## 1979 (8-4 OVERALL 4-2 ACC, T-2<sup>nd</sup>)

Head Coach - Danny Ford (2nd Season, 1st Full Season)

Date	Site	W-L	Score	Opponent	AP Ranks	OFRD	OFRK
9-8	H	W	21-0	Furman		5-6	
9-15	H	L	0-19	* Maryland		7-4	
9-22	H	W	12-7	Georgia		6-5	
10-6	H	W	17-7	* Virginia		2-8	
10-13	A	W	21-0	Virginia Tech		5-6	
10-20	A	W	28-10	* Duke		2-8	
10-27	H	L	13-16	* NC State		7-4	
11-3	H	W	31-0	* Wake Forest	-/14	8-4	#
11-10	A	W	19-10	* North Carolina	18/-	8-3	#15/14
11-17	A	W	16-10	Notre Dame	14/-	7-4	
11-24	A	L	9-13	South Carolina	13/19	8-4	#
12-31	N1	L	18-24	Baylor	18/19	8-4	#14/15

N1 - Atlanta, Ga. (Peach Bowl)

## 1980 (6-5 OVERALL 2-4 ACC, T-4<sup>th</sup>)

Head Coach - Danny Ford (3rd Season, 2nd Full Season)

Date	Site	W-L	Score	Opponent	AP Ranks	OFRD	OFRK
9-13	H	W	19-3	Rice		5-6	
9-20	A	L	16-20	Georgia	-/10	12-0	#1/1
9-27	H	W	17-10	Western Carolina		3-7-1	
10-4	H	W	13-10	Virginia Tech		8-4	#
10-11	A	W	27-24	* Virginia		4-7	
10-18	H	L	17-34	* Duke		2-9	
10-25	A	L	20-24	* \$NC State		6-5	
11-1	A	W	35-33	* Wake Forest		5-6	
11-8	H	L	19-24	* North Carolina	-/14	11-1	#10/9
11-15	A	L	7-34	* Maryland		8-4	#
11-22	H	W	27-6	South Carolina	-/14	8-4	#

## 1981 (12-0 OVERALL 6-0 ACC, 1<sup>st</sup>)

National Champion

Ranked No. 1 by AP, No. 1 by UPI

Head Coach - Danny Ford (4th Season, 3rd Full Season)

Date	Site	W-L	Score	Opponent	AP Ranks	OFRD	OFRK
9-5	H	W	45-10	Wofford		6-5	
9-12	A	W	13-5	%Tulane		6-5	
9-19	H	W	13-3	Georgia	-/4	10-2	#6/5
10-3	A	W	21-3	Kentucky	14/-	3-8	
10-10	H	W	27-0	* Virginia	9/-	1-10	
10-17	A	W	38-10	* Duke	6/-	6-5	
10-24	H	W	17-7	* NC State	4/-	4-7	
10-31	H	W	82-24	* Wake Forest	3/-	4-7	
11-7	A	W	10-8	* North Carolina	2/8	10-2	#9/8
11-14	H	W	21-7	* Maryland	2/-	4-7	
11-21	A	W	29-13	South Carolina	2/-	6-6	
1-1	N1	W	22-15	%Nebraska	1/4	9-3	#11/9

N1 - Miami, Fla. (Orange Bowl)

## 1982 (9-1-1 OVERALL 6-0 ACC, 1<sup>st</sup>)

Ranked No. 8 by AP

Head Coach - Danny Ford (5th Season, 4th Full Season)

Date	Site	W-L	Score	Opponent	AP Ranks	OFRD	OFRK
9-6	A	L	7-13	%Georgia	11/7	11-1	#4/4
9-18	H	T	17-17	Boston College	16/-	8-3-1	#
9-25	H	W	21-10	Western Carolina		6-5	
10-2	H	W	24-6	Kentucky		0-10-1	
10-9	A	W	48-0	* \$Virginia		2-9	
10-16	H	W	49-14	* Duke	20/-	6-5	
10-23	A	W	38-29	* NC State	18/-	6-5	
11-6	H	W	16-13	* North Carolina	13/18	8-4	#18/13
11-13	A	W	24-22	* Maryland	11/18	8-4	#20/20
11-20	H	W	24-6	South Carolina	10/-	4-7	
11-28	N1	W	21-17	* Wake Forest	10/-	3-8	

N1 - Tokyo, Japan

## 1983 (9-1-1 OVERALL 7-0 ACC)

Ranked No. 10 by USA Today, No. 11 by AP

Head Coach - Danny Ford (6th Season, 5th Full Season)

Date	Site	W-L	Score	Opponent	AP Ranks	OFRD	OFRK
9-3	H	W	44-10	%Western Carolina		11-3	
9-10	A	L	16-31	%Boston College		9-3	#19/20
9-17	H	T	16-16	Georgia	-/11	10-1-1	#4/4
9-24	H	W	41-14	* Georgia Tech		3-8	
10-8	H	W	42-21	* Virginia		6-5	
10-15	A	W	38-31	* Duke		3-8	

10-22	H	W	27-17	* NC State	3-8	
10-29	H	W	24-17	* Wake Forest	4-7	
11-5	A	W	16-3	* North Carolina	-/10	8-4 #
11-12	H	W	52-27	* Maryland	17/11	8-4 #
11-19	A	W	22-13	South Carolina	13/-	5-6

Note: Not eligible for ACC title.

Note: Not eligible for ACC title.

## 1984 (7-4 OVERALL 5-2 ACC)

Head Coach - Danny Ford (7th Season, 6th Full Season)

Date	Site	W-L	Score	Opponent	AP Ranks	OFRD	OFRK
9-1	H	W	40-7	App State	4/-	4-7	
9-8	A	W	55-0	* %Virginia	3/-	8-4	#20/17
9-22	A	L	23-26	Georgia	2/20	7-4-1	#
9-29	A	L	21-28	* Georgia Tech	13/20	6-4	
10-6	H	W	20-12	* North Carolina		5-5-1	
10-20	H	W	54-21	* Duke		2-9	
10-27	A	W	35-34	* NC State		3-8	
11-3	H	W	37-14	* Wake Forest		6-5	
11-10	H	W	17-10	Virginia Tech		8-4	#
11-17	A1	L	23-41	* Maryland	20/-	9-3	#12/11
11-24	H	L	21-22	South Carolina	-/9	10-2	#11/13

A1 - Baltimore, Md.; Note: Not eligible for ACC title.

## 1985 (6-6 OVERALL 4-3 ACC, T-3<sup>rd</sup>)

Head Coach - Danny Ford (8th Season, 7th Full Season)

Date	Site	W-L	Score	Opponent	AP Ranks	OFRD	OFRK
9-14	A	W	20-17	Virginia Tech		6-5	
9-21	H	L	13-20	Georgia		7-3-2	#
9-28	H	L	3-14	* Georgia Tech		9-2	#19/18
10-5	A	L	7-26	%Kentucky		5-6	
10-12	H	W	27-24	* Virginia		6-5	
10-19	A	W	21-9	* Duke		4-7	
10-26	H	W	39-10	* NC State		3-8	
11-2	H	W	26-10	* Wake Forest		4-7	
11-9	A	L	20-21	* North Carolina		5-6	
11-16	H	L	31-34	* \$Maryland		9-3	#18/19
11-23	A	W	24-17	South Carolina		5-6	
12-21	N1	L	13-20	%Minnesota		7-5	#

N1 - Shreveport, La. (Independence Bowl)

## 1986 (8-2-2 OVERALL 5-1-1 ACC, 1<sup>st</sup>)

Ranked No. 17 by AP, No. 18 by USA Today, No. 19 by UPI

</



# ALL-TIME RESULTS

11-12	A	W	49-25	* Maryland	16/-	5-6	
11-19	H	W	29-10	South Carolina	15/25	8-4	#
1-2	N1	W	13-6	Oklahoma	9/10	9-3	#14/14
N1 - Orlando, Fla. (Citrus Bowl)							

## 1989 (10-2 OVERALL 5-2 ACC, 3<sup>rd</sup>)

Ranked No. 11 by UPI, No. 12 by AP, No. 12 by USA Today

Head Coach - Danny Ford (12th Season, 11th Full Season)

Date	Site	W-L	Score	Opponent	AP Ranks	OFRD	OFRK
9-2	H	W	30-0	Furman	12/-	12-2	
9-9	A	W	34-23	%Florida State	10/16	10-2	#3/2
9-16	A	W	27-7	%Virginia Tech	7/-	6-4-1	
9-23	H	W	31-7	* Maryland	7/-	3-7	
9-30	A	L	17-21	* \$Duke	7/-	8-4	
10-7	H	W	34-20	* Virginia	15/-	10-3	#18/15
10-14	H	L	14-30	* Georgia Tech	14/-	7-4	
10-21	H	W	30-10	* NC State	-1/2	7-5	#
10-28	H	W	44-10	* Wake Forest	22/-	2-8	
11-4	A	W	35-3	* North Carolina	21/-	1-10	
11-18	A	W	45-0	%South Carolina	15/-	6-4-1	
12-30	N1	W	27-7	%West Virginia	14/17	8-3-1	#21/-
N1 - Jacksonville, Fla. (Gator Bowl)							

## 1990 (10-2 OVERALL 5-2 ACC, T-2<sup>nd</sup>)

Ranked No. 9 by AP, No. 9 by UPI, No. 9 by USA Today

Head Coach - Ken Hatfield (1st Season)

Date	Site	W-L	Score	Opponent	AP Ranks	OFRD	OFRK
9-1	H	W	59-0	Long Beach State	10/-	6-5	
9-8	A	L	7-20	* Virginia	9/14	8-4	#23/15
9-15	A1	W	18-17	* Maryland	10/-	6-5	
9-22	H	W	48-0	App State	17/-	6-5	
9-29	H	W	26-7	* Duke	19/-	4-7	
10-6	H	W	34-3	Georgia	16/-	4-7	
10-13	A	L	19-21	* Georgia Tech	15/18	11-0-1	#2/1
10-20	A	W	24-17	* NC State	22/-	7-5	#
10-27	A	W	24-6	* Wake Forest	19/-	3-8	
11-3	H	W	20-3	* North Carolina	18/24 <sup>u</sup>	6-5	
11-17	H	W	24-15	South Carolina	17/-	6-5	
1-1	N2	W	30-0	Illinois	14/16	8-4	#25/24
A1 - Baltimore, Md.; N2 - Tampa, Fla. (Hall of Fame Bowl)							

## 1991 (9-2-1 OVERALL 6-0-1 ACC, 1<sup>st</sup>)

Ranked No. 17 by USA Today, No. 18 by AP

Head Coach - Ken Hatfield (2nd Season)

Date	Site	W-L	Score	Opponent	AP Ranks	OFRD	OFRK
9-7	H	W	34-0	App State	8/-	8-4	
9-21	H	W	37-7	Temple	8/-	2-9	
9-28	H	W	9-7	* Georgia Tech	7/19	8-5	#
10-5	A	L	12-27	%Georgia	6/-	9-3	#17/20
10-12	H	T	20-20	* Virginia	18/-	8-3	#
10-26	H	W	29-19	* NC State	19/12	9-3	#
11-2	H	W	28-10	* Wake Forest	16/-	3-8	
11-9	A	W	21-6	* %North Carolina	15/-	7-4	
11-16	H	W	40-7	* Maryland	15/-	2-9	
11-23	A	W	41-24	South Carolina	14/-	3-6-2	
12-1	N1	W	33-21	* Duke	13/-	4-7	
1-1	N2	L	13-37	California	13/14	10-2	#8/8
N1 - Tokyo, Japan; N2 - Orlando, Fla. (Citrus Bowl)							

## 1992 (5-6 OVERALL 3-5 ACC, 7<sup>th</sup>)

Head Coach - Ken Hatfield (3rd Season)

Date	Site	W-L	Score	Opponent	AP Ranks	OFRD	OFRK
9-5	H	W	24-10	Ball State	13/-	5-6	
9-12	H	L	20-24	* %Florida State	15/5	11-1	#2/2
9-26	A	L	16-20	* %Georgia Tech	16/-	5-6	
10-3	H	W	54-3	Chattanooga	25/-	2-9	
10-10	A	W	29-28	* Virginia	25/10	7-4	
10-17	H	W	21-6	* Duke	19/-	2-9	
10-24	A	L	6-20	* NC State	18/23	9-3	#17/17
10-31	A	L	15-18	* Wake Forest		8-4	#25/-
11-7	H	W	40-7	* North Carolina	-1/8	9-3	#19/18
11-14	A	L	23-53	* Maryland		3-8	
11-21	H	L	13-24	\$South Carolina		5-6	

## 1993 (9-3 OVERALL 5-3 ACC, 3<sup>rd</sup>)

Ranked No. 22 by USA Today, No. 23 by AP

Head Coach (Games 1-11) - Ken Hatfield (4th Season)

Head Coach (Game 12) - Tommy West (1st Season)

Date	Site	W-L	Score	Opponent	AP Ranks	OFRD	OFRK
9-4	H	W	24-14	\$UNLV	22/-	3-8	
9-11	A	L	0-57	* Florida State	21/1	12-1	#1/1
9-25	H	W	16-13	* Georgia Tech		5-6	
10-2	H	W	20-14	* NC State	-1/24	7-5	#
10-9	A	W	13-10	* Duke		3-8	
10-16	H	L	16-20	* \$Wake Forest		2-9	
10-23	H	W	27-0	East Tennessee State		5-6	
10-30	H	W	29-0	* \$Maryland		2-9	
11-6	A	L	0-24	* %North Carolina	-1/6	10-3	#21/20
11-13	H	W	23-14	* Virginia	-1/8	7-5	#

11-20	A	W	16-13	South Carolina	24/-	4-7	
12-31	N1	W	14-13	%Kentucky	23/-	6-6	#
N1 - Atlanta, Ga. (Peach Bowl)							

## 1994 (5-6 OVERALL 4-4 ACC, 5<sup>th</sup>)

Head Coach - Tommy West (2nd Season, 1st Full Season)

Date	Site	W-L	Score	Opponent	AP Ranks	OFRD	OFRK
9-3	H	W	27-6	Furman	24/-	3-8	
9-10	H	L	12-29	* NC State	22/-	9-3	#17/17
9-17	A	L	6-9	* Virginia		9-3	#15/13
10-1	H	W	13-0	* Maryland		4-7	
10-8	A	L	14-40	Georgia		6-4-1	
10-15	A	L	13-19	* Duke	-1/25	8-4	#
10-22	A	L	0-17	* Florida State	-1/7	11-1	#4/5
10-29	H	W	24-8	* Wake Forest		3-8	
11-5	A	W	28-17	* North Carolina	-1/9	8-4	#-1/21
11-12	H	W	20-10	* Georgia Tech		1-10	
11-19	H	L	7-33	South Carolina		7-5	#

## 1995 (8-4 OVERALL 6-2 ACC, 3<sup>rd</sup>)

Head Coach - Tommy West (3rd Season, 2nd Full Season)

Date	Site	W-L	Score	Opponent	AP Ranks	OFRD	OFRK
9-2	H	W	55-9	Western Carolina		3-7	
9-9	H	L	16-45	* Florida State	-1	10-2	#4/5
9-16	A	W	29-14	* %Wake Forest		1-10	
9-23	H	L	3-22	* \$Virginia	-1/1	9-4	#16/16
9-30	A	W	43-22	* NC State		3-8	
10-7	H	L	17-19	%Georgia		6-6	#
10-21	A	W	17-0	* Maryland		6-5	
10-28	A	W	24-3	* Georgia Tech		6-5	
11-4	H	W	17-10	* North Carolina		7-5	#
11-11	H	W	34-17	* \$Duke	24/-	3-8	
11-18	A	W	38-17	South Carolina	24/-	4-6-1	
1-1	N1	L	0-41	\$Syracuse	23/-	9-3	#19/17
N1 - Jacksonville, Fla. (Gator Bowl)							

## 1996 (7-5 OVERALL 6-2 ACC, 2<sup>nd</sup>)

Head Coach - Tommy West (4th Season, 3rd Full Season)

Date	Site	W-L	Score	Opponent	AP Ranks	OFRD	OFRK
8-31	A	L	0-45	* North Carolina		10-2	#10/10
9-7	H	W	19-3	Furman		9-4	
9-21	A	L	24-38	%Missouri		5-6	
9-28	H	W	21-10	* \$Wake Forest		3-8	
10-5	A	L	3-34	* %Florida State	-1/2	11-1	#3/3
10-12	A	W	13-6	* Duke		0-11	
10-19	H	W	28-25	* Georgia Tech	-1/22	5-6	
11-2	H	W	35-3	* Maryland		5-6	
11-9	A	W	24-16	* Virginia	-1/5	7-5	#
11-16	H	W	40-17	* NC State		3-8	
11-23	H	L	31-34	South Carolina	22/-	5-6	
12-28	N1	L	7-10	%LSU	-1/7	10-2	#12/-
N1 - Atlanta, Ga. (Peach Bowl)							

## 1997 (7-5 OVERALL 4-4 ACC, 5<sup>th</sup>)

Head Coach - Tommy West (5th Season, 4th Full Season)

Date	Site	W-L	Score	Opponent	AP Ranks	OFRD	OFRK
9-6	H	W	23-12	App State	18/-	7-4	
9-13	A	W	19-17	* NC State	19/25 <sup>u</sup>	6-5	
9-20	H	L	28-35	* Florida State	16/5	11-1	#3/3
9-27	A	L	20-23	* %Georgia Tech	17/-	7-5	#
10-4	H	W	39-7	Texas El-Paso		4-7	
10-11	H	L	7-21	* %Virginia		7-4	
10-25	A	W	20-9	* Maryland		2-9	
11-1	A	W	33-16	* Wake Forest		5-6	
11-8	H	W	29-20	* Duke <sup>on</sup>		2-9	
11-15	H	L	10-17	* North Carolina	-1/8	11-1	#6/4
11-22	A	W	47-21	%South Carolina		5-6	
1-2	N1	L	17-21	%Auburn	-1/3	10-3	#11/11
N1 - Atlanta, Ga. (Peach Bowl)							

## 1998 (3-8 OVERALL 1-7 ACC, 8<sup>th</sup>)

Head Coach - Tommy West (6th Season, 5th Full Season)

Date	Site	W-L	Score	Opponent	AP Ranks	OFRD	OFRK
9-5	H	W	33-0	Furman		5-6	
9-12	H	L	0-37	Virginia Tech		9-3	#23/19
9-19	A	L	18-20	* Virginia	-1/10	9-3	#18/18
9-26	H	L	19-29	* Wake Forest		3-8	
10-3	A	L	14-21	* North Carolina		7-5	#
10-10	H	W	23-0	* Maryland		3-8	
10-17	A	L	0-48	* %Florida State	-1/6	11-2	#3/3
10-24	A	L	23-28	* Duke		4-7	
10-31	H	L	39-46	* NC State		7-5	#
11-12	H	L	21-24	* %Georgia Tech	-1/22	10-2	#9/9
11-21	H	W	28-19	* South Carolina		1-10	

## 1999 (6-6 OVERALL 5-3 ACC, 2<sup>nd</sup>)

Head Coach - Tommy Bowden (1st Season)

Date	Site	W-L	Score	Opponent	AP Ranks	OFRD	OFRK
9-4	H	L	10-13	%Marshall		13-0	#10/10

9-11	H	W	33-14	* Virginia	-1/22	7-5	#
9-23	A	L	11-31	%Virginia Tech	-1/8	11-1	#2/3
10-2	H	W	31-20	* North Carolina		3-8	
10-9	A	L	31-35	* %NC State		6-6	
10-16	A	W	42-30	* Maryland		5-6	
10-23	H	L	14-17	* %Florida State	-1	12-0	#1/1
10-30	A	W	12-3	* Wake Forest		7-5	#
11-6	H	W	58-7	* Duke		3-8	
11-13	A	L	42-45	* Georgia Tech	-1/3	8-4	#20/21
11-20	A	W	31-21	South Carolina		0-11	
12-30	N1	L	7-17	%Mississippi State	-1/5	10-2	#13/12
N1 - Atlanta, Ga. (Peach Bowl)							

## 2000 (9-3 OVERALL 6-2 ACC, 2<sup>nd</sup>)

Ranked No. 14 by USA Today, No. 16 by AP

Head Coach - Tommy Bowden (2nd Season)

Date	Site	W-L	Score	Opponent	AP Ranks	OFRD	OFRK
9-2	H	W	38-0	%The Citadel	17/-	2-9	
9-9	H	W	62-9	Missouri	17/-	3-8	
9-16	H	W	55-7	*Wake Forest	16/-	2-9	
9-23	A	W	31-10	*Virginia	11/-	6-6	#
9-30	A	W	52-22	*Duke	7/-	0-11	
10-7	H	W	34-27	*NC State	5/-	8-4	#
10-14	H	W	35-14	*Maryland	5/-	5-6	
10-21	A	W	38-24	*North Carolina	5/-	6-5	
10-28	H	L	28-31	*Georgia Tech	5/-	9-3	#17/19
11-4	A	L	7-54	*%Florida State	10/4	11-2	#5/4
11-18	H	W	16-14	South Carolina	16/25	8-4	#19/21
1-1	N1	L	20-41	Virginia Tech	16/6	11-1	#6/6
N1 - Jacksonville, Fla. (Gator Bowl)							

# ALL-TIME RESULTS

9-11	H	L	24-28	*%Georgia Tech	20/-	7-5	#
9-18	A	L	6-27	%Texas A&M		7-5	#
9-25	A	L	22-41	*Florida State	-/8	9-3	#15/14
10-7	A	L	10-30	*%Virginia	-/10	8-4	#23/23
10-16	H	W	35-6	Utah State		3-8	
10-23	H	W	10-7	*Maryland		5-6	
10-30	H	W	26-20	*NC State		5-6	
11-6	A	W	24-17	*%\$Miami (Fla.) <sup>(OT)</sup>	-/11	9-3	#11/11
11-13	A	L	13-16	*Duke		2-9	
11-20	H	W	29-7	South Carolina		6-5	

## 2005 (8-4 OVERALL 4-4 ACC, 3<sup>rd</sup> (ATLANTIC))

Ranked No. 21 by AP, No. 21 by USA Today

Head Coach - Tommy Bowden (7th Season)

Date	Site	W-L	Score	Opponent	AP Ranks	OFRD	OFRK
9-3	H	W	25-24	%Texas A&M	-/17	5-6	
9-10	A	W	28-24	*Maryland	25/-	5-6	
9-17	H	L	30-36	*Miami (Fla.) <sup>(3OT)</sup>	20/13	9-3	#17/18
9-24	H	L	13-16	*Boston College <sup>(OT)</sup>	-/25 <sup>U</sup>	9-3	#18/17
10-1	A	L	27-31	*Wake Forest		5-6	
10-13	A	W	31-10	*%NC State		7-5	#
10-22	H	W	37-7	Temple		0-11	
10-29	A	L	9-10	*Georgia Tech		7-5	#
11-5	H	W	49-20	*Duke		1-10	
11-12	H	W	35-14	*Florida State	-/17	8-5	#22/23
11-19	A	W	13-9	%South Carolina	-/19	7-5	#
12-27	N1	W	19-10	%Colorado	23/-	7-6	#

N1 - Orlando, Fla. (Champs Sports Bowl)

## 2006 (8-5 OVERALL 5-3 ACC, T-2<sup>nd</sup> (ATLANTIC))

Head Coach - Tommy Bowden (8th Season)

Date	Site	W-L	Score	Opponent	AP Ranks	OFRD	OFRK
9-2	H	W	54-6	Florida Atlantic	18/-	5-7	
9-9	A	L	33-34	*Boston College <sup>(2OT)</sup>	18/-	10-3	#20/20
9-16	A	W	27-20	*%Florida State	-/9	7-6	#
9-23	H	W	52-7	*North Carolina	19/-	3-9	
9-30	H	W	51-0	%Louisiana Tech	18/-	3-10	
10-7	A	W	27-17	*\$Wake Forest	15/-	11-3	#18/17
10-12	N1	W	63-9	%Temple	12/-	1-11	
10-21	H	W	31-7	*%Georgia Tech	12/13	9-5	#
10-26	A	L	7-24	*%Virginia Tech	10/-	10-3	#19/18
11-4	H	L	12-13	*Maryland	19/-	9-4	#
11-11	H	W	20-14	*NC State		3-9	
11-25	H	L	28-31	South Carolina	24/-	8-5	#
12-29	N2	L	20-28	Kentucky		8-5	#

N1 - Charlotte, N.C.; N2 - Nashville, Tenn. (Music City Bowl)

## 2007 (9-4 OVERALL 5-3 ACC, T-2<sup>nd</sup> (ATLANTIC))

Ranked No. 21 by AP, No. 22 by USA Today

Head Coach - Tommy Bowden (9th Season)

Date	Site	W-L	Score	Opponent	AP Ranks	OFRD	OFRK
9-3	H	W	24-18	*%Florida State	-/19	7-6	#
9-8	H	W	49-26	ULM	25/-	6-6	
9-15	H	W	38-10	Furman	20/-	6-5	
9-22	A	W	42-20	*NC State	15/-	5-7	
9-29	A	L	3-13	*Georgia Tech	13/-	7-6	#
10-6	H	L	23-41	*%\$Virginia Tech	22/15	11-3	#9/9
10-20	H	W	70-14	Central Michigan		8-6	#
10-27	A	W	30-17	*Maryland		6-7	#
11-3	A	W	47-10	*Duke	25/-	1-11	
11-10	H	W	44-10	*Wake Forest	20/-	9-4	#
11-17	H	L	17-20	*%Boston College	15/18	11-3	#10/11
11-24	A	W	23-21	%South Carolina	21/-	6-6	
12-31	N1	L	20-23	%Auburn <sup>(OT)</sup>	15/22	9-4	#15/14

N1 - Atlanta, Ga. (Chick-fil-A Bowl)

## 2008 (7-6 OVERALL 4-4 ACC, T-3<sup>rd</sup> (ATLANTIC))

Head Coach (Games 1-6) - Tommy Bowden (10th Season)

Head Coach (Game 7-13) - Dabo Swinney (1st Season)

Date	Site	W-L	Score	Opponent	AP Ranks	OFRD	OFRK
8-30	N1	L	10-34	%Alabama	9/24	12-2	#6/6
9-6	H	W	45-17	The Citadel	22/-	4-8	
9-13	H	W	27-9	*NC State	23/-	6-7	#
9-20	H	W	54-0	South Carolina State	23/-	10-3	
9-27	H	L	17-20	*Maryland	20/-	8-5	#
10-9	A	L	7-12	*%Wake Forest	-/21	8-5	#
10-18	H	L	17-21	*Georgia Tech		9-4	#22/22
11-1	A	W	27-21	*Boston College		9-5	#
11-8	A	L	27-41	*Florida State	-/24	9-4	#21/23
11-15	H	W	31-7	*Duke		4-8	
11-22	A	W	13-3	*Virginia		5-7	
11-29	H	W	31-14	\$South Carolina		7-6	#
1-1	N2	L	21-26	Nebraska		9-4	#

N1 - Atlanta, Ga.; N2 - Jacksonville, Fla. (Gator Bowl)

## 2009 (9-5 OVERALL 6-2 ACC, 1<sup>st</sup> (ATLANTIC))

Ranked No. 24 by AP

Date	Site	W-L	Score	Opponent	AP Ranks	OFRD	OFRK
9-5	H	W	37-14	%\$Middle Tennessee		10-3	#
9-10	A	L	27-30	*%Georgia Tech	-/15	11-3	#13/13
9-19	H	W	25-7	*\$Boston College		8-5	#
9-26	H	L	10-14	\$TCU	-/15	12-1	#6/6
10-3	A	L	21-24	*Maryland		2-10	
10-17	H	W	38-3	*\$Wake Forest		5-7	
10-24	A	W	40-37	*Miami (Fla.) <sup>(OT)</sup>	-/8	9-4	#19/19
10-31	H	W	49-3	\$Coastal Carolina		5-6	
11-7	H	W	40-24	*%Florida State		7-6	#
11-14	A	W	43-23	*NC State	24/-	5-7	
11-21	H	W	34-21	*Virginia	18/-	3-9	
11-28	A	L	17-34	South Carolina	15/-	7-6	#
12-5	N1	L	34-39	%Georgia Tech	25/12	11-3	#13/13
12-27	N2	W	21-13	%Kentucky		7-6	#

N1 - Tampa, Fla. (ACC Championship Game); N2 - Nashville, Tenn. (Music City Bowl)

## 2010 (6-7 OVERALL 4-4 ACC, T-4<sup>th</sup> (ATLANTIC))

Head Coach - Dabo Swinney (3rd Season, 2nd Full Season)

Date	Site	W-L	Score	Opponent	AP Ranks	OFRD	OFRK
9-4	H	W	35-10	North Texas		3-9	
9-11	H	W	58-21	Presbyterian		2-9	
9-18	A	L	24-27	%Auburn <sup>(OT)</sup>	-/16	14-0	#1/1
10-2	H	L	21-30	*Miami (Fla.)	-/16	7-6	#
10-9	A	L	16-21	*North Carolina		8-5	#
10-16	H	W	31-7	*Maryland		9-4	#23/24
10-23	H	W	27-13	*Georgia Tech		6-7	#
10-30	A	L	10-16	*Boston College		7-6	#
11-6	H	W	14-13	*NC State	-/23	9-4	#25/25
11-13	A	L	13-16	*%Florida State		10-4	#17/16
11-20	A	W	30-10	*Wake Forest		3-9	
11-27	H	L	7-29	%South Carolina	-/18	9-5	#22/22
12-31	N1	L	26-31	South Florida		8-5	#

N1 - Charlotte, N.C. (Meineke Car Care Bowl)

## 2011 (10-4 OVERALL 6-2 ACC, 1<sup>st</sup> (ATLANTIC))

Ranked No. 22 by AP, No. 22 by USA Today

Head Coach - Dabo Swinney (4th Season, 3rd Full Season)

Date	Site	W-L	Score	Opponent	AP Ranks	OFRD	OFRK
9-3	H	W	43-19	Troy		3-9	
9-10	H	W	35-27	Wofford		8-4	
9-17	H	W	38-24	Auburn	-/21	8-5	#
9-24	H	W	35-30	*Florida State	21/11	9-4	#23/23
10-1	A	W	23-3	*%\$Virginia Tech	13/11	11-3	#21/17
10-8	H	W	36-14	*Boston College	8/-	4-8	
10-15	A	W	56-45	*%Maryland	8/-	2-10	
10-22	H	W	59-38	*North Carolina	8/-	7-6	#
10-29	A	L	17-31	*%Georgia Tech	6/-	8-5	#
11-12	H	W	31-28	*Wake Forest	9/-	6-7	#
11-19	A	L	13-37	*NC State	7/-	8-5	#
11-26	A	L	13-34	%South Carolina	18/14	11-2	#9/8
12-3	N1	W	38-10	%Virginia Tech	21/5	11-3	#21/17
1-4	N2	L	33-70	%West Virginia	14/23	10-3	#17/18

N1 - Charlotte, N.C. (ACC Championship Game); N2 - Miami Gardens, Fla. (Orange Bowl)

## 2012 (11-2 OVERALL 7-1 ACC, T-1<sup>st</sup> (ATLANTIC))

Ranked No. 9 by USA Today, No. 11 by AP

Head Coach - Dabo Swinney (5th Season, 4th Full Season)

Date	Site	W-L	Score	Opponent	AP Ranks	OFRD	OFRK
9-1	N1	W	26-19	%Auburn	14/25 <sup>U</sup>	3-9	
9-8	H	W	52-27	Ball State	12/-	9-4	#
9-15	H	W	41-7	Furman	11/-	3-8	
9-22	A	L	37-49	*%Florida State	10/4	12-2	#10/8
9-29	A	W	45-31	*Boston College	17/-	2-10	
10-6	H	W	47-31	*Georgia Tech	15/-	7-7	#
10-20	H	W	38-17	*Virginia Tech	14/-	7-6	#
10-25	A	W	42-13	*%Wake Forest	14/-	5-7	
11-3	A	W	56-20	*%Duke	10/-	6-7	#
11-10	H	W	45-10	*Maryland	10/-	4-8	#
11-17	H	W	62-48	*NC State	11/-	7-6	#
11-24	H	L	17-27	%South Carolina	12/13	11-2	#8/7
12-31	N2	W	25-24	%LSU	14/9	10-3	#14/12

N1 - Atlanta, Ga.; N2 - Atlanta, Ga. (Chick-fil-A Bowl)

## 2013 (11-2 OVERALL 7-1 ACC, 2<sup>nd</sup> (ATLANTIC))

Ranked No. 7 by USA Today, No. 8 by AP

Head Coach - Dabo Swinney (6th Season, 5th Full Season)

Date	Site	W-L	Score	Opponent	AP Ranks	OFRD	OFRK
8-31	H	W	38-35	%Georgia	8/5	8-5	#
9-7	H	W	52-13	South Carolina State	4/-	8-4	
9-19	A	W	26-14	*%NC State	3/-	3-9	
9-28	H	W	56-7	*Wake Forest	3/-	4-8	
10-5	A	W	49-14	*Syracuse	3/-	7-6	#
10-12	H	W	24-14	*Boston College	3/-	7-6	#

10-19	H	L	14-51	*%Florida State	3/5	14-0	#1/1
10-26	A	W	40-27	*Maryland	9/-	7-6	#
11-2	A	W	59-10	*Virginia	9/-	2-10	
11-14	H	W	55-31	*%Georgia Tech	8/-	7-6	#
11-23	H	W	52-6	The Citadel	7/-	5-7	
11-30	A	L	17-31	%South Carolina	6/10	11-2	#4/4
1-3	N1	W	40-35	%Ohio State	12/7	12-2	#12/10

N1 - Miami Gardens, Fla. (Orange Bowl)

## 2014 (10-3 OVERALL 6-2 ACC, 2<sup>nd</sup> (ATLANTIC))

Ranked No. 15 by USA Today, No. 15 by AP

Head Coach - Dabo Swinney (7th Season, 6th Full Season)

Date	Site	W-L	Score	Opponent	AP Ranks	OFRD	OFRK
8-30	A	L	21-45	Georgia	16/12	10-3	#9/9
9-6	H	W	77-7	South Carolina State	23/-	8-4	
9-20	A	L	17-23	*%Florida State <sup>(OT)</sup>	22/1	13-1	#5/6
9-27	H	W	50-35	*%North Carolina		6-7	#
10-4	H	W	41-0	*NC State		8-5	#
10-11	H	W	23-17	*Louisville		9-4	#24/24
10-18	A	W	17-13	*Boston College	24/-	7-6	#
10-25	H	W	16-6	*%Syracuse	21/-	3-9	
11-6	A	W	34-20	*%Wake Forest	19/-	3-9	
11-15	A	L	6-28	*Georgia Tech	18/24	11-3	#8/7
11-22	H	W	28-0	Georgia State		1-11	
11-29	H	W	35-17	South Carolina	23/-	7-6	#
12-29	N1	W	40-6	%Oklahoma	18/-	8-5	#

N1 - Orlando, Fla. (Russell Athletic Bowl)

## 20



# ALL-TIME RESULTS

11-18	H	W	61-3	The Citadel	4/-	4-6	
11-25	A	W	34-10	%South Carolina	4/24 <sup>c</sup>	9-4	#
12-2	N1	W	38-3	%Miami (Fla.)	1/7	10-3	#13/13
1-1	N2	L	6-24	%Alabama	1/4	13-1	#1/1

N1 - Charlotte, N.C. (ACC Championship Game); N2 - New Orleans, La. (Sugar Bowl)

## 2018 (15-0 OVERALL 8-0 ACC, 1<sup>st</sup> (ATLANTIC))

National Champion

Ranked No. 1 by AP, No. 1 by USA Today

Head Coach - Dabo Swinney (11th Season, 10th Full Season)							
Date	Site	W-L	Score	Opponent	AP Ranks	OFRD	OFRK
9-1	H	W	48-7	Furman	2/-	6-4	#
9-8	A	W	28-26	%Texas A&M	2/-	9-4	#16/16
9-15	H	W	38-7	Georgia Southern	2/-	10-3	#
9-22	A	W	49-21	*Georgia Tech	3/-	7-6	#
9-29	H	W	27-23	*Syracuse	3/-	10-3	#15/15
10-6	A	W	63-3	*Wake Forest	4/-	7-6	#
10-20	H	W	41-7	*NC State	3/16	9-4	#
10-27	A	W	59-10	*Florida State	2/-	5-7	#
11-3	H	W	77-16	*Louisville	2/-	2-10	#
11-10	A	W	27-7	*%Boston College	2/17	7-5	#
11-17	H	W	35-6	*Duke	2/-	8-5	#
11-24	H	W	56-35	%South Carolina	2/-	7-6	#
12-1	N1	W	42-10	%Pittsburgh	2/-	7-7	#
12-29	N2	W	30-3	Notre Dame	2/3	12-1	#5/5
1-7	N3	W	44-16	Alabama	2/1	14-1	#2/2

N1 - Charlotte, N.C. (ACC Championship Game); N2 - Arlington, Texas (Cotton Bowl); N3 - Santa Clara, Calif. (CFP National Championship Game)

## 2019 (14-1 OVERALL 8-0 ACC, 1<sup>st</sup> (ATLANTIC))

Ranked No. 2 by AP, No. 2 by USA Today

Head Coach - Dabo Swinney (12th Season, 11th Full Season)

Date	Site	W-L	Score	Opponent	AP Ranks	OFRD	OFRK
8-29	H	W	52-14	*%Georgia Tech	1/-	3-9	#
9-7	H	W	24-10	Texas A&M	1/12	8-5	#
9-14	A	W	41-6	*%Syracuse	1/-	5-7	#
9-21	H	W	52-10	%Charlotte	1/-	7-6	#
9-28	A	W	21-20	*North Carolina	1/-	7-6	#
10-12	H	W	45-14	*Florida State	2/-	6-7	#
10-19	A	W	45-10	*Louisville	3/-	8-5	#
10-26	H	W	59-7	*%Boston College	4/-	6-7	#
11-2	H	W	59-14	Wofford	4/-	8-4	#
11-9	A	W	55-10	*%NC State	4/-	4-8	#
11-16	H	W	52-3	*Wake Forest	3/-	8-5	#
11-30	A	W	38-3	South Carolina	3/-	4-8	#
12-7	N1	W	62-17	%Virginia	3/22	9-5	#-/25
12-28	N2	W	29-23	%Ohio State	3/2	13-1	#3/3
1-13	N3	L	25-42	%LSU	3/1	15-0	#1/1

N1 - Charlotte, N.C. (ACC Championship Game); N2 - Glendale, Ariz. (Fiesta Bowl); N3 - New Orleans, La. (CFP National Championship Game)

## 2020 (10-2 OVERALL 8-1 ACC, 2<sup>nd</sup>)

Ranked No. 3 by AP, No. 3 by USA Today

Head Coach - Dabo Swinney (13th Season, 12th Full Season)

Date	Site	W-L	Score	Opponent	AP Ranks	OFRD	OFRK
9-12	A	W	37-13	*%Wake Forest	1/-	4-5	#
9-19	H	W	49-0	The Citadel	1/-	2-10	#
10-3	H	W	41-23	*%Virginia	1/-	5-5	#
10-10	H	W	42-17	*%Miami (Fla.)	1/7	8-3	#22/22
10-17	A	W	73-7	*Georgia Tech	1/-	3-7	#
10-24	H	W	47-21	*Syracuse	1/-	1-10	#
10-31	H	W	34-28	*Boston College	1/-	6-5	#
11-7	A	L	40-47	*%Notre Dame <sup>(20<sup>th</sup>)</sup>	1/4	10-2	#5/5
11-28	H	W	52-17	*Pittsburgh	4/-	6-5	#
12-5	A	W	45-10	*%Virginia Tech	4/-	5-6	#
12-19	N1	W	34-10	Notre Dame	4/2	10-2	#5/5
1-1	N2	L	28-49	%Ohio State	2/3	7-1	#2/2

N1 - Charlotte, N.C. (ACC Championship Game); N2 - New Orleans, La. (Sugar Bowl)

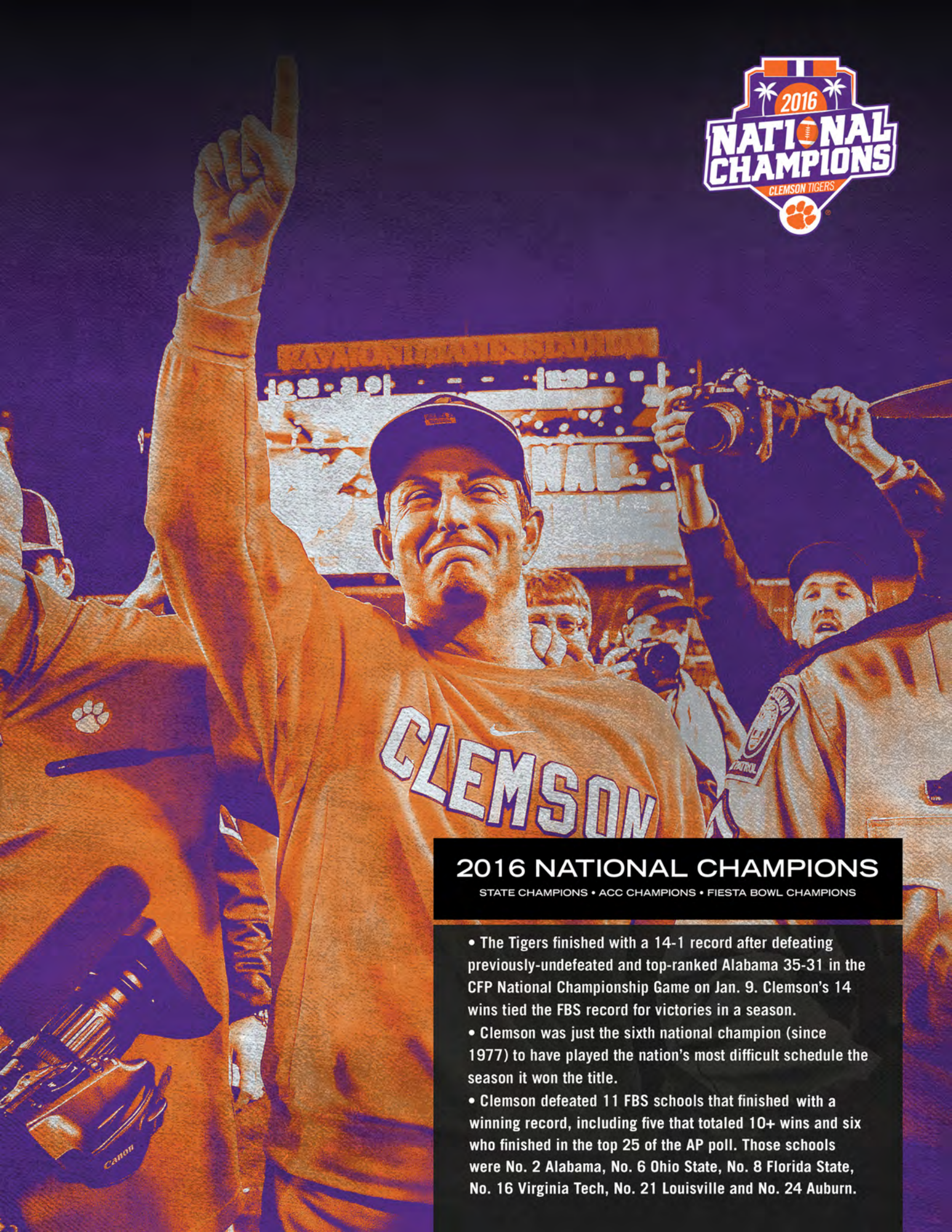
\* - ACC regular-season game; % - night game; \$ - played in rain; # - selected to a bowl game; U - coaches poll; C - CFP ranking; OFRD - opponent final record; OFRK - opponent final ranking (AP ranking listed first, followed by coaches ranking); Note: Home games in **bold**; Clemson ranking listed first, followed by opponent rankings for "AP Ranks."

HEAD COACH DABO SWINNEY LED CLEMSON TO 117 WINS IN THE DECADE OF THE 2010s, 30 MORE WINS THAN ANY OTHER DECADE.

## RECORD BY DECADE

Rk	Decade	W-L-T	Win %	Winning Season
1.	2010s	117-23-0	.836	9-1-0
2.	2020s	10-2-0	.833	1-0-0
3.	1980s	87-25-4	.767	9-0-1
4.	1950s	64-32-5	.658	7-2-1
5.	1890s	11-6-0	.647	3-0-1
6.	1900s	40-21-7	.640	7-1-2
7.	2000s	79-47-0	.627	10-0-0
8.	1990s	69-47-1	.594	6-3-1
9.	1930s	51-37-7	.574	5-3-2
10.	1940s	51-38-5	.559	4-5-1
11.	1910s	42-35-6	.542	5-3-2
12.	1960s	50-48-2	.510	5-2-3
13.	1970s	56-54-3	.509	4-6-0
14.	1920s	41-47-5	.468	5-5-0
Totals		768-462-45	.620	80-31-14





## 2016 NATIONAL CHAMPIONS

STATE CHAMPIONS • ACC CHAMPIONS • FIESTA BOWL CHAMPIONS

- The Tigers finished with a 14-1 record after defeating previously-undefeated and top-ranked Alabama 35-31 in the CFP National Championship Game on Jan. 9. Clemson's 14 wins tied the FBS record for victories in a season.
- Clemson was just the sixth national champion (since 1977) to have played the nation's most difficult schedule the season it won the title.
- Clemson defeated 11 FBS schools that finished with a winning record, including five that totaled 10+ wins and six who finished in the top 25 of the AP poll. Those schools were No. 2 Alabama, No. 6 Ohio State, No. 8 Florida State, No. 16 Virginia Tech, No. 21 Louisville and No. 24 Auburn.



SEPT. 4  
**GEORGIA\***

SEPT. 11  
**SOUTH CAROLINA STATE**

SEPT. 18  
**GEORGIA TECH**

SEPT. 25  
**NC STATE**

OCT. 2  
**BOSTON COLLEGE**

OCT. 15  
**SYRACUSE**

OCT. 23  
**PITTSBURGH**

OCT. 30  
**FLORIDA STATE**

NOV. 6  
**LOUISVILLE**

NOV. 13  
**UConn**

NOV. 20  
**WAKE FOREST**

NOV. 27  
**SOUTH CAROLINA**

*ORANGE DENOTES HOME GAME  
IN DEATH VALLEY*

*\*CHARLOTTE, N.C.*

