

2018 NATIONAL CHAMPIONS



TANNER MUSE
SAFETY
THIRD-TEAM ALL-ACC

DABO SWINNEY
FIVE-TIME ACC CHAMPION
TWO-TIME NATIONAL CHAMPION
THREE-TIME BEAR BRYANT AWARD WINNER

TRAVIS ETIENNE
RUNNING BACK
FIRST-TEAM ALL-AMERICAN
ACC PLAYER OF THE YEAR

2019 TIGER FOOTBALL

CLEMSON

MEDIA GUIDE



TEE HIGGINS
WIDE RECEIVER
SECOND-TEAM ALL-ACC

TREVOR LAWRENCE
QUARTERBACK
FRESHMAN ALL-AMERICAN
ARCHIE GRIFFIN AWARD
ACC ROOKIE OF THE YEAR

SEAN POLLARD
OFFENSIVE LINEMAN
SECOND-TEAM ALL-ACC



CLEMSONTIGERS.COM

YouTube Instagram Facebook Twitter @ClemsonFB





2018 NATIONAL CHAMPIONS

STATE CHAMPIONS • ACC CHAMPIONS • COTTON BOWL CHAMPIONS

- Clemson posted an undefeated 15-0 record, becoming the first team to accomplish the feat since Penn in 1897. The Tigers won each of their final 10 games by 20+ points.
- Clemson finished its sixth undefeated season (1900, 1906, 1948, 1950, 1981, 2018) and fourth perfect season (1900, 1948, 1981, 2018) in school history.
- Clemson had a 15-0 record against a schedule that included a school-record 12 games against teams who finished with winning records.
- Clemson's roster included 26 members that had already earned degrees before the game was played, including two with master's degrees.

1981
2016
2018

NATIONAL CHAMPIONS



2019 TIGER FOOTBALL

GENERAL INFORMATION

Table of Contents	1
The Clemson Football Standard	2-7
1981 National Championship Season	8
2016 National Championship Season	9
2018 National Championship Season	10
Media Information	11
ACC & Bowl Schedule	12
2019 Outlook	13-15
Post-Spring Depth Chart	15

FOOTBALL & ADMINISTRATIVE STAFF

Dabo Swinney (Head Coach)	15-20
Woody McCorvey (Associate Athletic Director)	21
Brent Venables (Associate Head Coach)	22
Danny Pearman (Assistant Head Coach)	23
Tony Elliott (Assistant Coach)	24
Jeff Scott (Assistant Coach)	25
Todd Bates (Assistant Coach)	26
Robbie Caldwell (Assistant Coach)	27
Mickey Conn (Assistant Coach)	28
Lemanski Hall (Assistant Coach)	29
Mike Reed (Assistant Coach)	30
Brandon Streeter (Assistant Coach)	31
Football Support Staff	32-35
Jim Clements (President)	36
Dan Radakovich (Director of Athletics)	37
Don Munson (Director of Broadcasting)	38

THIS IS CLEMSON FOOTBALL

Allen N. Reeves Football Complex	40,41
P.A.W. Journey	42
Strength & Conditioning	43
Memorial Stadium	44
Running Down the Hill; Year-By-Year Attendance	45
IPTAY	46
Signees By State	47

MEET THE TIGERS

Numerical Roster	48,49
Alphabetical Roster	50,51
Veteran Bios	52-71
Rookie Bios	72-76
2018 Lettermen & Game-By-Game Starters	77

2018 REVIEW

Overall Stats	78,79
Team Game-By-Game Stats	80
Superlatives	81
Individual Game-By-Game Stats	82-84
Participation	85
Clemson Offensive Drive Charts	86
Opponent Offensive Drive Charts	87
Game Recaps	88-92
Honors & Awards	93
Seniors & Pro Signees	94
ACC	95

HISTORY & RECORDS

Offensive Team Records	96,97
Defensive Team Records	97
Team Game Bests	98-101
500-Yard Team Total Offense Games; 300-Yard Team Rushing Games	102
200-Yard Team Passing Games	103
Offensive Team Season Bests	104
Defensive Team Season Bests	105
Individual Records	106-108
Individual Defensive Records; Highest Scoring Quarters	109
Longest Plays	110,111
Longest Offensive Drives	111
Individual Game Bests	112-114
Unusual Statistical Occurrences	115
100-Yard Individual Rushing Games	116,117
200-Yard Individual Passing Games	118,119
100-Yard Individual Receiving Games	119,120

100-Yard Rusher & 100-Yard Receiver in One Game	120
Returns For Touchdowns	121
Individual Season Bests	122,123
Class Records; Senior Class Records	124
Snap Records	125
Yearly Leaders	126-128
Individual Defensive Season & Career Bests	129
Yearly Defensive Leaders	130,131
Fourth Quarter Wins	131
Streak Records	132
Career Leaders	133-135
Clemson Ring of Honor Members	136,137
Clemson Hall of Fame Members	138
Honors & Awards	139-143
All-Americans	144-150
All-ACC Selections	151
Tradition By Position	152-158
Lettermen	159-165
Head Coaching Records	166
Former Head Coaches	167-169
Assistant Coaches	170
Pro Players (All Outdoor Leagues)	171-173
NFL Draft Picks	174,175
NFL Alumni Games & Seasons	176
NFL Alumni Honors	177
Year-By-Year Team Records	178,179
Year-By-Year Clemson Stats	180
Year-By-Year Opponent Stats	181
Bowl History	182,183
Weekly Polls	184,185
Game Results vs. Ranked Opponents	186,187
Top-25 Wins	188
Against All Competition; Against All FBS Conferences	189
Game Results vs. 2019 Opponents	190-192
Record By Date	192
All-Time Results	193-200

MEDIA GUIDE CREDITS

The 2019 Clemson football media guide was written and edited by Director of Football Communications **Ross Taylor**. Layout, design and editorial assistance was executed by Senior Associate Director of Athletic Communications **Brian Hennessy**.

The following people also contributed editorial assistance: **Brent Breedin**, **Tucker Pettigrew**, **Easton Smith** and **Alex Whisnant**.

Special thanks to the late **Bob Bradley**, whose 45 years of research and dedication to Clemson University athletics made production of the football media guide easier for future generations. Also, thanks to the late **Dr. Harold Vigodsky** for his contributions.

COVER DESIGN

Thanks to **Jeff Kallin** for his design of the four covers.

PHOTO CREDITS

Carl Ackerman, **Melina Alberti**, **Trent Allen**, **Scott Blackwell**, **Rex Brown**, **Taryn Carroll**, **Scott Clarke**, **Eddie Cliffe**, **Mark Crammer**, **Tommy Crumpton**, **Isabelle Davis**, **Phil Ellsworth**, **Emily Goad**, **Jim Graham**, **Daniel Green**, **Zach Hanby**, **Brian Hennessy**, **Lawton Hilliard**, **Annamarie Jacques**, **Ashley Jones**, **Jessica Jones**, **Joshua Kelly**, **Craig Mahaffey**, **Mark McLinnis**, **Kim Montuoro**, **Jim Moriarty**, **David Platt**, **Roy Philpott**, **Justin Pondexter**, **Dawson Powers**, **Josh Priddy**, **Randy Rampey**, **Ken Scar**, **Ben Solomon**, **Glenn Spake**, **David Sparks**, **Jacob Thompson**, **Vern Verna**, **Bob Waldrop**, **Chas Williams**, **Maddie Williams**, **Josh Wilson**, **Patrick Wright**, **NFL**. Also, special thanks to the late **Earle "Pepper" Martin**, who donated thousands of photos in all sports to the athletic department over the years.

PRINTING

Martin Printing Co. (Easley, S.C.)

THE CLEMSON FOOTBALL STANDARD

TIED FOR MOST WINS SINCE 2015

Clemson has a 97-15 record in the last eight seasons dating to the beginning of the 2011 season. The 2018 campaign marked Clemson's eighth consecutive season with double-digits wins, the second-longest streak in the country. Only Alabama (103-10) has more wins the last eight years.

The Tigers also have the second-highest winning percentage (86.6) in that time frame. Only Alabama has a higher winning percentage (91.2).

MOST WINS (2011-18)

Rk	School	2018	10-WS	Win %	W-L
1.	Alabama	14-1	8	91.2	103-10
2.	Clemson	15-0	8	86.6	97-15
3.	Ohio State	13-1	7	85.2	92-16
4.	Oklahoma	12-2	7	80.2	85-21
5.	Boise State	10-3	6	78.3	83-23

The recent success has been particularly pronounced in the midst of Clemson's four-year streak of College Football Playoff appearances since 2015. Clemson and Alabama are tied for the most wins in the country in that span, including splitting two national championships in that time frame.

MOST WINS (2015-18)

Rk	School	2018	10-WS	Win %	W-L
1.	Clemson	15-0	4	93.2	55-4
	Alabama	14-1	4	93.2	55-4
3.	Ohio State	13-1	4	88.9	48-6
4.	Oklahoma	12-2	4	85.2	46-8
5.	Wisconsin	8-5	3	77.8	42-12
	Georgia	11-3	3	76.4	42-13

10-WIN SEASONS

Clemson enters 2019 riding a streak of eight consecutive seasons with 10+ wins. The program's eighth consecutive 10-win season in 2018 tied the Tigers with the 1985-92 Miami Hurricanes and the 2004-11 Virginia Tech Hokies for the fourth-longest streak in FBS history and made Clemson one of only six programs to accomplish the feat.

The record for consecutive 10-win seasons is 14, set by Florida State (1987-00). Alabama is the only other program with an active streak of at least eight straight 10-win seasons.

The Tigers have 15 10-win seasons in school history, with more than half coming in the last eight years under Head Coach Dabo Swinney. The 2018 season was Clemson's fifth with at least 12 wins, with Swinney sitting at the helm for four of them.

CONSECUTIVE 10-WIN SEASONS

Rk	School	Years	Streak
1.	Florida State	1987-00	14
2.	Alabama	2008-18	*11
3.	Texas	2001-09	9
4.	Clemson	2011-18	*8
	Miami (Fla.)	1985-92	8
	Virginia Tech	2004-11	8

* - active streak

ACTIVE STREAKS OF 10-WIN SEASONS

Rk	School	Years	Streak
1.	Alabama	2008-18	11
2.	Clemson	2011-18	8
3.	Ohio State	2012-18	7
4.	Oklahoma	2015-18	4
5.	many	2017-18	2

Clemson has 10+ wins in eight of Dabo Swinney's 10 full seasons as head coach, excluding his interim season in 2008 when he only coached the team in seven games. He is one of only three active Power Five head coaches in the country to produce 10-win seasons in at least 80 percent of their seasons at the FBS level.

PERCENTAGE OF 10-WIN SEASONS IN FBS

Rk	School	10-WS	Full FBS Years	Win %
1.	Lincoln Riley	2	2	100.0%
2.	Dabo Swinney	8	10	80.0%
	Chip Kelly	4	5	80.0%
4.	Chris Petersen	10	13	76.9%
5.	Neal Brown	3	4	75.0%

Note: Active Power Five Conference head coaches during their FBS tenures.

A CENTURY MARK FOR THE DECADE

Head Coach Dabo Swinney can vividly recall the looks he received when he said Clemson was on the cusp of the winningest decade in program history following a 2010 campaign in which the Tigers finished 6-7. In 2017, that vision became a reality with two seasons to spare when Clemson collected its 88th win of the decade in the ACC Championship Game against Miami (Fla.) to surpass the Tigers of the 1980s (87) for most wins in any decade in school history.

With a rivalry win against South Carolina to close the 2018 regular season, Clemson reached triple digits in wins in a decade for the first time in program history. Included below are the schools that have accomplished that feat.

100 WINS IN A DECADE

Decade	Teams
1890s	Penn (124), Yale (116), Princeton (107), Harvard (103)
1900s	Yale (100), Penn (100)
1910s	None
1920s	None
1930s	None
1940s	None
1950s	None
1960s	None
1970s	Alabama (103), Oklahoma (102)
1980s	Nebraska (103), Brigham Young (102)
1990s	Florida State (109), Nebraska (108), Florida (102)
2000s	Boise State (112), Oklahoma (110), Texas (110), Ohio State (102), Florida (100)
2010s	Alabama (113), Ohio State (104), Clemson (103)

Note: FBS programs.

Including a 15-0 record last season, Clemson has a 103-22 record in the decade of the 2010s. That computes to an 82.4 winning percentage, the best for any decade in school history and the first time Clemson has won more than 80 percent in a single decade.

CLEMSON'S WINNINGEST DECADES

Rk	Decade	W-L-T	Win %	WS
1.	2010s	103-22-0	82.4	8-1-0
2.	1980s	87-25-4	76.7	9-0-1
3.	1950s	64-32-5	65.8	7-2-1
4.	1890s	11-6-0	64.7	3-0-1
5.	1900s	40-21-7	64.0	7-1-2

WS - winning seasons

FINALLY 15

At 15-0 in 2018, Clemson became the first team in the modern era to record 15 wins in a season. The last major college football team to finish 15-0 was Penn in 1897.

15-WIN SEASONS

Rk	School	Year	Record
1.	Chicago	1899	16-0-2
	Yale	1894	16-0
	Yale	1889	16-1
4.	Clemson	2018	15-0
	Penn	1897	15-0
	Chicago	1896	15-2-1
	Penn	1892	15-1

Note: Major college football history.

FOUR LEAGUE TITLES IN A ROW

Clemson has won four straight ACC championships, joining Oklahoma as one of just two Power Five Conference schools to have an active streak of four consecutive conference championships.

CONFERENCE TITLE SEASONS

Year	Conf.	Overall	Conf.	Head Coach	AP Coach
1900	SIAA	6-0	3-0	John Heisman	
1902	SIAA	6-1	5-1	John Heisman	
1903*	SIAA	4-1-1	2-0-1	John Heisman	
1906*	SIAA	4-0-3	4-0	Bob Williams	
1940	SoCon	6-2-1	4-0	Frank Howard	
1948	SoCon	11-0	5-0	Frank Howard	11,NP
1956	ACC	7-2-2	4-0-1	Frank Howard	19,NR
1958	ACC	8-3	5-1	Frank Howard	12,13
1959	ACC	9-2	6-1	Frank Howard	11,11
1965*	ACC	5-5	4-3	Frank Howard	
1966	ACC	6-4	6-1	Frank Howard	
1967	ACC	6-4	6-0	Frank Howard	
1978	ACC	11-1	6-0	Charlie Pell	6,6
1981	ACC	12-0	6-0	Danny Ford	1,1
1982	ACC	9-1-1	6-0	Danny Ford	8,NR
1986	ACC	8-2-2	5-1-1	Danny Ford	17,19
1987	ACC	10-2	6-1	Danny Ford	12,10
1988	ACC	10-2	6-1	Danny Ford	9,8
1991	ACC	9-2-1	6-0-1	Ken Hatfield	18,17
2011	ACC	10-4	6-2	Dabo Swinney	22,22
2015	ACC	14-1	8-0	Dabo Swinney	2,2
2016	ACC	14-1	7-1	Dabo Swinney	1,1
2017	ACC	12-2	7-1	Dabo Swinney	4,4
2018	ACC	15-0	8-0	Dabo Swinney	1,1

* - tied; SIAA - Southern Intercollegiate Athletic Association

CONFERENCE CHAMPIONSHIPS BY ACC MEMBERS

School	SIAA	SoCon	ACC	BEC	SEC	Total
Clemson	4	2	18			24
Duke		11	7			18
Florida State			15			15
Georgia Tech	5	2	1		5	13
Maryland^		2	9			11
Miami (Fla.)				9		9
North Carolina	1	3	5			9
Virginia Tech		1	4	3		8
NC State			7			7
Syracuse				5		5
Louisville				3		3
Pittsburgh				2		2
Wake Forest			2			2
Virginia			2			2
Boston College				1		1
South Carolina^			1			1

^ - former member

POWER FIVE CONFERENCE CHAMPIONS (2015-18)

Conference	2015	2016	2017	2018
ACC	Clemson	Clemson	Clemson	Clemson
B10	Michigan State	Penn State	Ohio State	Ohio State
B12	Oklahoma	Oklahoma	Oklahoma	Oklahoma
P12	Stanford	Washington	Southern California	Washington
SEC	Alabama	Alabama	Georgia	Alabama

From 2015-18, Clemson became the first ACC school to win four outright titles in a row. Florida State was a champion or co-champion nine years in a row from 1992-00, but never won more than three outright in a row.

Last year's victory in the ACC Championship Game made Clemson only the second Power Five Conference school since the inception of league championship games in 1992 to win four straight conference championship games, joining the Florida Gators, who won four straight SEC Championship Games in a row from 1993-96.

CONSECUTIVE LEAGUE TITLE GAME WINS

Rk	School	Conference	Streak	Years
1.	Clemson	ACC	*4	2015-18
	Florida	SEC	4	1993-96
3.	Alabama	SEC	3	2014-16
	Florida State	ACC	3	2012-14
	Oklahoma	B12	3	2006-08

* - active streak; Note: Power Five Conference schools (1992-18).

POWER OVER THE POWER FIVE

Early in his head coaching tenure, Dabo Swinney laid out his belief to then-Clemson athletic director Terry Don Phillips that the Tigers needed to add tough

THE CLEMSON FOOTBALL STANDARD

non-conference challenges on top of their tests in ACC play to serve as a foundation for the program's growth.

"I had a conversation with Terry Don and said, 'Terry Don, I know we are not very good right now, but we need to play people because that is going to help me teach and help me develop the culture and the mindset that you have to have to win at the highest level,'" recounted Swinney prior to the 2018 season. "I didn't think we had that, and that's what we committed to. That's what we've done."

That scheduling philosophy and culture change has resonated in the Clemson program, and since 2013, no team can claim more wins against Power Five Conference opponents than the Tigers.

WINS VS. P5 OPPONENTS SINCE 2013

Rk	School	Wins
1.	Clemson	64
2.	Alabama	60
3.	Ohio State	60
4.	Oklahoma	54
5.	Stanford	50

EXCEEDING EXPECTATIONS

Entering 2019, Clemson has equaled or exceeded its postseason AP and USA Today rankings in comparison to its preseason rankings each of the last eight years. That included quite an accomplishment in both 2016 and 2018, as it finished No. 1 by winning the national championship to exceed the school's No. 2 preseason ranking both times.

Clemson has exceeded its preseason ranking each of the last eight years in the coaches poll and has exceeded its preseason ranking in the AP poll in seven of the eight. The lone exception came in 2013, when Clemson was picked No. 8 in the AP preseason poll and finished No. 8. Dabo Swinney is the first head coach in history with a eight-year streak in that area. John Cooper (Ohio State) and Bill Snyder (Kansas State) had five-year streaks.

CLEMSON'S PRESEASON VS. POSTSEASON POLLS

Year	AP Pre,Post	USA Pre,Post
2011	NR,22	NR,22
2012	14,11	14,9
2013	8,8	8,7
2014	16,15	16,15
2015	12,2	12,2
2016	2,1	2,1
2017	5,4	5,4
2018	2,1	2,1

COACHING TENURE

Head Coach Dabo Swinney parlayed a seven-game audition under the interim tag into 12 years at the helm, including 2019. Swinney and ACC colleague David Cutcliffe are both entering their 12th seasons leading their current programs, tied for the 13th-longest active tenures in the Football Bowl Subdivision.

Swinney is one of 18 FBS coaches with at least 10 years in his current position, including coaches who are in the midst of their second stints with their programs.

POLL STREAKS

Clemson has been ranked in the top 25 of 68 consecutive AP polls dating to the 2014 season, the third-longest active streak in the nation. That includes a streak of 59 straight top-10 rankings, tied for first in the country with Alabama.

As far as total top-25 rankings since 2011, Clemson has appeared in 123 of a possible 130 polls (95 percent). That is third most in the nation, trailing only Alabama (130) and Oklahoma (126).

AP POLL APPEARANCES (SINCE 2011)

Rk	School	Polls	%
1.	Alabama	130	100.0
2.	Oklahoma	126	96.9
3.	Clemson	123	94.6
4.	Louisiana State	118	90.8
5.	Ohio State	117	90.0

ACTIVE AP POLL (TOP-25) STREAKS

Rk	School	Streak	Started
1.	Alabama	179	2008
2.	Ohio State	114	2012
3.	Clemson	68	2014
4.	Oklahoma	43	2016
5.	Penn State	40	2016

ACTIVE AP POLL (TOP-10) STREAKS

Rk	School	Streak	Started
1.	Clemson	59	2015
2.	Alabama	59	2015
3.	Georgia	28	2017
4.	Notre Dame	15	2018
5.	Oklahoma	9	2018

CLEMSON'S LONGEST AP TOP-25 STREAKS

Rk	Years	Streak
1.	2014-present	68
2.	2011-14	50
3.	1989-92	50
4.	1986-89	41
5.	2000-01	21

A CHALLENGE TO THE 2019 SENIORS

An attempt to encapsulate the full contribution of Clemson's 2018 senior class may be futile, as the group ranked as one of the most successful. Prior to its exit, the 2018 senior class:

- Won two national championships.
- Posted a 55-4 overall record in its four years, tied for the most wins by a senior class in major college football history.
- Was the winningest class in both Clemson and ACC history.
- Became the first senior class in history to play in four consecutive ACC Championship Games, and with a 42-10 win against Pittsburgh, became the first class in history to win four ACC titles outright in a row.
- Became only the second senior class in the country to earn four consecutive College Football Playoff berths.
- Won 46 games against Power Five Conference opponents since 2015, most in the country.
- Was ranked in the AP top 15 in every poll of their careers, including a top-10 ranking in each of its last 59 polls, tied for the longest streak in the country.
- Finished 27-1 at home, tied for the best home record in the country since 2015 and tied with the 2017 Clemson seniors for the most home wins.
- Finished 23-1 in ACC Atlantic Division play and posted 4-0 marks against five of its six ACC Atlantic Division foes, with 4-0 records against Boston College, Florida State, Louisville, NC State and Wake Forest.

MOST WINS BY SENIOR CLASSES

Rk	School	Years	W-L
1.	Clemson	2015-18	55-4
2.	Alabama	2015-18	55-4
3.	Alabama	2014-17	53-5
4.	Alabama	2013-16	51-6
5.	Clemson	2014-17	50-7
6.	Boise State	2008-11	50-3
7.	Alabama	2012-15	50-6
8.	Ohio State	2012-15	50-4

Throughout the 2018 season, Head Coach Dabo Swinney reminded his players that anything Clemson had done once, they'd done again. The 2019 senior class will have the opportunity for that maxim to once again ring true.

The 2019 Clemson seniors are 41-3 since 2016, tied with Alabama for the best mark in the country. The group can tie the 2018 seniors for the best four-year



IN FOUR YEARS, THE 2018 SENIORS TOALED 55 WINS, TIED FOR MOST IN COLLEGE FOOTBALL HISTORY.

THE CLEMSON FOOTBALL STANDARD



CLEMSON HAS BEEN AMONG THE NATION'S BEST PROGRAMS IN TERMS OF APR THANKS IN PART TO PLAYERS LIKE CHRISTIAN WILKINS, WHO WON THE 2018 CAMPBELL TROPHY. THE AWARD IS COMMONLY KNOWN AS THE "ACADEMIC HEISMAN TROPHY."

mark in school, conference and Football Bowl Subdivision history with 14 wins in 2019 and can own the record outright if it were to repeat with another 15-0 campaign.

BOWL STREAKS

With a berth in the Cotton Bowl, Clemson extended its school-record bowl streak to 14 years in 2018. Clemson's 14-year bowl streak is the second-longest in the ACC and eighth-longest in the country.

LONGEST ACTIVE BOWL STREAKS

Rk	School	Streak Start	2018 Bowl	Streak
1.	Virginia Tech	1993	Military	26
2.	Georgia	1997	Sugar	22
3.	Oklahoma	1999	Orange	20
4.	Louisiana State	2000	Fiesta	19
5.	Boise State	2002	First Responder	17
6.	Wisconsin	2002	Pinstripe	17
7.	Alabama	2004	Orange	15
8.	Clemson	2005	Cotton	14
9.	Oklahoma State	2006	Liberty	13
10.	Stanford	2009	Sun	10
	Texas A&M	2009	Gator	10

Clemson's 14-year streak dates back to a 19-10 Champs Sports Bowl win against Colorado to close the 2005 season. At 14 years, the streak now doubles Clemson's previous longest streak, which covered seven seasons from 1985-91.

LONGEST CLEMSON BOWL STREAKS

First Season	Last/Current Season	Streak
2005 (Champs Sports Bowl)	2018 (Cotton Bowl)	14
1985 (Independence Bowl)	1991 (Citrus Bowl)	7
1999 (Peach Bowl)	2003 (Peach Bowl)	5

BOWL SUCCESS UNDER SWINNEY

Clemson has posted a 9-5 bowl record under Head Coach Dabo Swinney, including an 8-2 mark in its last 10 bowl games dating to the 2012 season.

Clemson's eight bowl wins since 2012 under Swinney have not come against run-of-the-mill opponents. All eight of Swinney's bowl wins since 2012 have come against national-championship-winning head coaches at various levels, including victories over Les Miles, Urban Meyer, Bob Stoops, Nick Saban and Brian Kelly.

SWINNEY'S BOWL WINS SINCE 2012

Year	Opponent	Score	Head Coach
2012	Louisiana State	25-24	Les Miles
2013	Ohio State	40-35	Urban Meyer
2014	Oklahoma	40-6	Bob Stoops
2015	Oklahoma	37-17	Bob Stoops
2016	Ohio State	31-0	Urban Meyer
	Alabama	35-31	Nick Saban
2018	Notre Dame	30-3	Brian Kelly
	Alabama	44-16	Nick Saban

ACADEMIC EXCELLENCE

In addition to Clemson's elite on-field performance in 2018, the squad simultaneously posted one of the best academic semesters in Tiger history. It posted team records in average GPA and number of players earning a 3.0 or better, all while collecting the AFCA Academic Achievement Award for the first time in program history.

In the spring of 2019, the NCAA announced APR metrics for the 2017-18 academic year as well as public recognition awards for the Top 10 percent of programs in each sport at every level. Clemson set a program record with a 992 APR for the 2017-18 academic year, third-best in the FBS, earning NCAA recognition for the eighth time in the last nine years.

Clemson is one of only 34 FBS programs to earn at least one APR recognition since the 2009-10 academic year, one of only 28 to earn it multiple times and one of only three to earn the award 8+ times in that span.

NCAA ACADEMIC PERFORMANCE PUBLIC RECOGNITION AWARDS

Rk	School	Years
1.	Duke	9
	Northwestern	9
3.	Clemson	8
4.	Air Force	7
	Stanford	7
	Vanderbilt	7

Note: Since 2009-10

APR LEADERS

Rk	School	APR
1.	Air Force	997
2.	Northwestern	996
3.	Clemson	992
	Duke	992
5.	many (3)	991

Note: FBS teams only; 2017-18 academic year.

CLEMSON APR RECORDS

Rk	Academic Year	APR
1.	2017-18	992
2.	2016-17	987
3.	2011-12	985
4.	2013-14	984
5.	many (3)	983

ACADEMIC EXCELLENCE

- Of 223 eligible senior lettermen and early graduates in Dabo Swinney's 10 full years as head coach, 218 (97 percent) have earned a degree during their time at Clemson.
- Last fall, in addition to becoming major college football's first 15-0 team since 1897, Clemson recorded a program-record 66 student-athletes with a 3.0 or better GPA in the midst of setting a program record for team GPA.
- Clemson set a program record in APR in the NCAA's most recent figures released in May 2019, recording an APR score of 992 for the 2017-18 academic year. The performance marked the second straight year Clemson broke its program record in the metric after breaking its 987 APR mark for the 2016-17 academic year.
- Clemson's 992 APR ranked tied for third among FBS programs, trailing only Air Force (997) and Northwestern (996). Clemson is one of only 10 FBS programs to produce a 985 APR or better in each of the past two academic years, joining Air Force, Boston College, Duke, Navy, Nevada, Northwestern, Stanford, Washington and Vanderbilt.
- The NCAA recognized Clemson with its annual APR Public Recognition Award, which is bestowed upon programs ranking in the Top 10 percent of their respective sports. Only 34 of the 130 FBS programs have earned at least one APR recognition since the 2009-10 academic year. Only 28 of them have earned it multiple times. Clemson, Duke and Northwestern programs are the only ones to earn the award eight or more times in that span.
- Clemson ranked in the top 10 percent among FBS schools in APR scores for six consecutive years (2010-16). Clemson was the only FBS program nationally to finish each in the top 25 of the AP poll and in the top 10 percent of APR scores every season between 2011-15.
- Chad Carson and Kyle Young were first-team Academic All-Americans in the 2000 and 2001 seasons. Clemson was the only Division I school in the nation with two first-team picks each year. Young was a first-team Academic All-American from 1999-01 and became just the second ACC player in history to be a three-time, first-team selection. He is one of just two offensive linemen in college football history to be a three-time, first-team Academic All-American. He is currently an associate athletic director in the Clemson Athletic Department.
- Dalton Freeman was an All-American on the field and off the field in 2012. He was a first-team All-America center according to AFCA and second-team Academic All-American by CoSIDA.
- Vic Beasley was the eighth selection of the 2015 NFL Draft. He was the only top 10 pick of that draft who had his degree on draft night.
- Deshaun Watson passed 37 hours during the 2015-16 academic year and threw 35 touchdown passes. He is first quarterback on record to accomplish 35 of each in same academic year.
- Only eight players that applied for early entry for the NFL Draft had their degrees at the 2017 NFL Combine. Four of the eight (Deshaun Watson, Wayne Gallman, Artavis Scott and Mike Williams) were from Clemson.
- Entering the 2018 bowl season, Clemson's roster featured 26 graduates, the most of any bowl team.

THE CLEMSON FOOTBALL STANDARD

ALL-STAR SELECTIONS

- Clemson has a history of decorated football players. It boasts 92 players who have earned first, second or third-team All-America honors in its history. The list includes seven players who were named at the end of the 2018 season, marking three straight seasons Clemson has produced at least seven All-Americans and four consecutive years with at least six selections.
- In 2018, Christian Wilkins joined William Perry, Levon Kirkland, Anthony Simmons and Sammy Watkins as three-time All-Americans from Clemson.
- Wilkins was a unanimous All-American in 2018, joining Terry Kinard (1982), Gaines Adams (2006), C.J. Spiller (2009) and Da'Quan Bowers (2010) as the only unanimous All-Americans in school annals. He also became the first William V. Campbell Trophy winner in school history, collecting the award known colloquially as the "Academic Heisman Trophy."
- Clelin Ferrell joined Terry Kinard as the only two-time, first-team AP All-Americans in Clemson history with his second consecutive selection in 2018. Ferrell also won the Ted Hendricks Award as the nation's top defensive end, joining Da'Quan Bowers as one of two Hendricks Award winners in Clemson history.
- Clemson's four starting defensive linemen from 2018 produced eight All-America seasons in their careers.
- In 2018, Clemson swept honors for ACC Coach-of-the-Year (Dabo Swinney), ACC Player-of-the-Year (Travis Etienne), ACC Offensive Player-of-the-Year (Etienne) and ACC Defensive Player-of-the-Year (Clelin Ferrell), becoming the first school to do so since Maryland in 2001. Expanded to include Trevor Lawrence's selection as Offensive Rookie-of-the-Year, Clemson was the first program to secure all those conference honors since Florida State in 1997.
- Vic Beasley was a two-time first-team All-American and the first Clemson player since Bennie Cunningham to be a two-time All-American, Clemson graduate and first-round pick (1976 NFL Draft). Wilkins and Ferrell accomplished the feat in the 2019 NFL Draft.
- Sammy Watkins, who was the No. 4 overall pick of the 2014 NFL Draft, was the first player in Clemson history to be named a first-team All-American by at least one service in three different seasons. Wilkins became the second such player in school history in 2018 and

the first to be selected to the first team by at least one of the five services recognized by the NCAA.

- When Watkins was named a first-team All-American as a first-year freshman in 2011, he joined Georgia's Herschel Walker (1980), San Diego State's Marshall Faulk (1991) and Oklahoma's Adrian Peterson (2004) as the only first-year freshmen non-kickers in history to earn AP First-Team All-America honors.
- Clemson has had seven players win 10 national position awards since 2010. Deshaun Watson won the Manning Award and the Davey O'Brien Award as the top quarterback in 2015 and 2016. He also won the Unitas Award in 2016 and the Chic Harley Award. He won the Archie Griffin Award as top player in the nation in 2015, and the award also collected by Trevor Lawrence in 2018. Dwayne Allen won the Mackey Award as the top tight end in 2011 and Da'Quan Bowers won the Bronko Nagurski Award as the top defensive player in 2010. Bowers also won the Ted Hendricks Award in 2010, which Clelin Ferrell won in 2018. Ben Boulware won the Jack Lambert Award as the top linebacker in 2016. Christian Wilkins won the Willis Award as the top defensive lineman in 2017.
- Clemson has had at least one All-American 39 of the last 42 years. In Dabo Swinney's 10 full seasons as head coach, he has had at least two All-Americans each year and 25 different players have made a first-team All-America squad. Sammy Watkins, Vic Beasley, Deshaun Watson, Clelin Ferrell and Christian Wilkins were all multi-time selections.
- Clemson has had at least one First-Team All-ACC player each of the last 42 years, the longest active streak and the longest overall streak in ACC history. In 2018, Clemson had a program-record and league-leading 18 players named First, Second or Third-Team All-ACC.
- Clemson had nine players named to the ACC's 50-Year Anniversary team, more than any other school. The list of honorees shows the balance of the program over the years, as every area of a football team (by position) was represented. The nine players are Joe Bostic, Jerry Butler, Bennie Cunningham, Jeff Davis, Steve Fuller, Terry Kinard, Michael Dean Perry, William Perry and Anthony Simmons. All nine players were All-Americans during at least one season at Clemson and played in the NFL.

BOWL HISTORY

- Clemson enters 2019 having earned a bowl berth in each of the last 14 seasons, the second-longest streak in the ACC and the eighth-longest streak in the nation. The 14-year streak doubles the second-longest streak in school history (seven from 1985-91). Clemson is 10-7 in bowls in that stretch, including two bowl games in 2015, 2016 and 2018 as part of the College Football Playoff.
- Clemson won a bowl game every year from 2012-16 against a program led by a head coach who won a national title at some point in his career. That includes two in 2016, when the Tigers beat Urban Meyer (Ohio State) and Nick Saban (Alabama). Clemson added an additional win over Saban's Alabama squad in 2018.
- Thirteen of Clemson's 24 bowl wins have come against coaches who have won the FBS National Championship at some point in their careers. That includes wins over Les Miles (Louisiana State) in 2012, Urban Meyer (Ohio State) in 2013 and 2016, Bob Stoops (Oklahoma) in 2014 and 2015, and Nick Saban in 2016 and 2018. A 14th win can be claimed with that figure when including national championships at all levels, as Clemson defeated Notre Dame and Head Coach Brian Kelly, who won two Division II titles at Grand Valley State, in the 2018 Cotton Bowl.
- Clemson's first bowl game was a 6-3 victory over Boston College and Head Coach Frank Leahy in the 1940 Cotton Bowl. Clemson did not return to the Cotton Bowl until 2018, defeating Notre Dame, 30-3, in a College Football Playoff semifinal during a 15-0 national championship campaign.
- Clemson is 7-1 in its history in bowl games against Nebraska, Ohio State and Oklahoma, three of the top-six programs in college football history in terms of wins. Clemson is the only program to have beaten Oklahoma three times in bowl play and is one of only two schools with multiple bowl victories over the Sooners to its credit. The Tigers are 3-0 vs. Ohio State and 1-1 vs. Nebraska. Including a 1-0 mark against Notre Dame and 2-2 record against Alabama, Clemson is 10-3 in bowls all-time against the seven winningest programs in major college football history.
- Clemson won five straight bowl games between the 1986 and 1990 seasons, tied for the 10th-longest winning streak in college football history in consecutive seasons. Clemson defeated Stanford, Penn State, Oklahoma, West Virginia and Illinois during its bowl winning streak. Clemson also had a streak of bowl wins in five straight seasons from 2012-16.
- Hall of Fame Head Coach Woody Hayes suffered his final defeat against the Tigers in the 1978 Gator Bowl. Overall, Clemson has defeated 10 head coaches in bowl games who are enshrined in the College Football Hall of Fame.

CHAMPIONSHIP TRADITION

- The Tigers were named national champions by every service in 1981, 2016 and 2018. In 1981, Clemson was the only school in the nation with a perfect record (12-0). It included three wins over top-10 teams (Georgia, Nebraska, North Carolina), the only team to beat three top-10 teams in 1981.
- The 1981 team had five All-Americans, including first-team selections Jeff Davis, Terry Kinard and Perry Tuttle. Thirty-one players on the 1981 squad were eventually drafted by the NFL and 22 players eventually played in the NFL. Twenty-three different players on the 1981 roster were First-Team All-ACC selections at one time during their Clemson careers.
- Clemson won its second national title in 2016 with a 14-1 record. The Tigers played the nation's toughest schedule that year, beating six teams that finished in the top 25 of the AP poll. Eleven Clemson opponents that year finished with a winning record. The Tigers defeated No. 3 (Louisville), No. 2 Ohio State and No. 1 Alabama over the course of the season.



VIC BEASLEY (PICTURED) WAS A TWO-TIME ALL-AMERICAN. CHRISTIAN WILKINS AND CLELIN FERRELL JOINED BEASLEY AS TWO-TIME ALL-AMERICANS WITH STANDOUT SEASONS IN 2018.

THE CLEMSON FOOTBALL STANDARD

- Clemson earned its third national title in 2018 by becoming the first major college football team to post a 15-0 record since Penn in 1897. Clemson won its final 10 games of the season by 20 points or more and defeated No. 3 Notre Dame and No. 1 Alabama in the College Football Playoff by a combined score of 74-19.
- Since the ACC was formed, Clemson has more overall wins (490) and ACC wins (290 in regular season play) than any other school as a member.
- Clemson has won or been co-champions of the ACC Atlantic Division seven of the last 10 years (2009,11,12,15,16,17,18).
- Clemson won the 2011, 2015, 2016, 2017 and 2018 ACC Championships under Dabo Swinney. Clemson is 30-2 in ACC regular season play in the last four seasons while becoming the first team in ACC history to win four consecutive outright conference titles.
- Clemson won the Southern Conference title in 1940 and 1948 along with the Southern Intercollegiate Athletic Association in 1900, 1902, 1903 and 1906, giving the program 24 conference crowns, more than any other school in the ACC.

COACHING SUCCESS

- Dabo Swinney has a record of 116-30 in his head coaching career in 11 seasons. In 2017, he became just the fourth Division I coach to total 100 wins in his first 10 years. The others are Bob Stoops, Chris Petersen and Urban Meyer.
- With his 116 wins, Swinney is already third in ACC history in coaching wins. Bobby Bowden leads the way with 173, while Virginia's George Welsh ranks second with 136.
- Swinney has 16 wins over SEC teams in his career, most among active non-SEC coaches in that time period. He is 8-1 against the SEC in the last three years.
- Swinney won 12 coach-of-the-year honors in 2015, two ACC and 10 for national coach-of-the-year. That included national coach-of-the-year by Associated Press, ESPN, Sporting News, Walter Camp Foundation and the American Football Coaches Association.

The former Alabama player also won the Bear Bryant Award in 2015, 2016 and 2018, becoming the first three-time winner in the award's history. Swinney also won the Gene Stallings Award and the FCA Coach-of-the-Year in 2014 and the Bobby Dodd Award in 2011. Swinney was inducted into the state of Alabama Hall of Fame in 2018.

- A Clemson assistant coach has been a Frank Broyles Award finalist in four straight years and has won the award two out of the last three seasons. Brent Venables was a finalist in 2015 and won the award in 2016. Tony Elliott won the award in 2017, and Jeff Scott was a finalist in 2018. The wins by Venables and Elliott in 2016-17 represented the first time two different coaches from the same school won the award in consecutive years.
- Clemson has a legendary history when it comes to coaching. Four former Tiger mentors (John Heisman, Frank Howard, Jess Neely and Danny Ford) are in the College Football Hall of Fame. Howard was Clemson's coach when the ACC was founded and promptly took the Tigers to six ACC titles. No coach had more league championships than Howard during his 30-year tenure in Tigertown. He concluded his career with 165 victories, and his 30-year tenure is still fifth-longest in NCAA history for a head coach serving at one school. His victory total was extraordinary considering Clemson played just 38 percent of the games at home during Howard's tenure.
- Danny Ford coached Clemson to the 1981 national title and won six bowl games in his Tiger career. He was inducted into the College Football Hall of Fame in December 2017. His .760 winning percentage is fourth-best in ACC history. He was the consensus national coach-of-the-year in 1981, and he remains the youngest coach (33) to win a national title. He was inducted into the Clemson Ring of Honor in 2013.
- Tommy Bowden continued the tradition of outstanding Tiger coaches by leading the team to bowl games each of his first five years, the first coach in Clemson history to do that (Dabo Swinney has duplicated the accomplishment). He was named ACC Coach-of-the-Year twice.

EXPOSURE

- Clemson is one of the most-televised teams in the nation every year. In 2018, all 15 games were on live television. That makes 57 of 59 over the last four years.
- Clemson has had at least 10 of its games televised each of the last 14 years.
- Clemson has played in the featured contest on ESPN's College Gameday 12 times since the 2015 season. Clemson is 11-1 in those contests, including victories in their nine appearances since the start of the 2016 season.
- Clemson served as the host of ESPN College Gameday in October of 2015 for the game against Notre Dame, a contest the Tigers won, 24-22. Clemson served as host of ESPN College GameDay twice during the 2013 season, the only school that could make that claim. It marked the first time a school served as host for the program twice in one season since 2008. Clemson also served as host in 2016 for the Louisville game.
- The exposure has led to great home attendance figures in Memorial Stadium. Clemson has led the ACC in average home attendance each of the last nine seasons and has finished in the top 20 in the nation in average home attendance every year since the 1981 season.

FORMER TIGERS

- Brian Dawkins had his No. 20 retired by the Philadelphia Eagles during the 2012 season. Dawkins played 13 seasons for the Eagles and was named to the Pro Bowl seven times while playing for that franchise and nine times overall. He became Clemson's first enshrinee in the Pro Football Hall of Fame in August 2018.
- The late Dwight Clark had his #87 retired by the San Francisco 49ers after he finished his career in 1987. He was a starter on the Super Bowl championship 49ers teams from the 1981 and 1984 seasons. He is most famous for his game-winning catch on a pass from Joe Montana against Dallas in the 1982 NFC Championship Game. Clark was the NFL MVP in the



IN 2018, CLEMSON BECAME THE FIRST TEAM IN HISTORY TO WIN FOUR CONSECUTIVE OUTRIGHT ACC TITLES WITH A 42-10 WIN OVER PITTSBURGH

THE CLEMSON FOOTBALL STANDARD

1982 season, the only former Tiger to win NFL MVP honors.

- Charlie Waters was a three-time Pro Bowl pick with the Dallas Cowboys. He played on two Super Bowl championship teams before going on to a coaching career at Oregon.
- Waters and Jeff Bostic were both named to ESPN's 40-Man Roster of Greatest Super Bowl players, released prior to Super Bowl XL.
- The Perry brothers (William, Michael Dean) were starters on Clemson's 1984 defense. Both were named to the ACC's 50-Year Anniversary team in 2002. William played on Clemson's 1981 National Championship team as a freshman, then on the Super Bowl champion Bears of 1985. Michael Dean played in six Pro Bowls with Cleveland and Denver, second-most among former Tigers. Both were named ACC Player-of-the-Year during their careers, William in 1984 and Michael Dean in 1987. They are the only brother combination in ACC history that can make that claim.
- As of May, Clemson had 44 players on NFL rosters, including five on the Houston Texans and four on the Oakland Raiders.

HALL OF FAME

- Former Clemson Consensus All-American and 1981 National Championship team captain Jeff Davis was inducted into the College Football Hall of Fame in 2007. Davis is regarded as one of the great leaders of any team in Tiger history. He had 175 tackles on the 1981 team, leading the Tigers to a 12-0 record.
- Davis was the second member of Clemson's National Championship team to be enshrined in the College Football Hall of Fame. Terry Kinard was inducted in 2001. Both are members of the Clemson Ring of Honor, and were in the same recruiting class (1978). It is the only recruiting class in ACC history with two College Football Hall of Famers.
- Clemson had a special night in New York City on Dec. 11, 2001. That evening, Terry Kinard was inducted into the College Football Hall of Fame and Kyle Young was a recipient of a National Football Foundation Scholar-Athlete Award. Clemson was the only school in the nation with one of each in 2001.
- Terry Kinard was the first Tiger gridder to win a national individual award. He was named 1982 national defensive player-of-the-year by CBS. That year (his senior season), he was a unanimous first-team All-American, the first unanimous All-American in Clemson football history. He was named to the ACC's 50-Year Anniversary team in 2002, and he was also listed among the top-50 athletes in the history of the ACC, regardless of sport.
- Danny Ford became the fourth former Clemson coach to make the College Football Hall of Fame when he was inducted in December 2017.

NFL DRAFT PICKS

- Clemson has had at least one first-round draft choice six of the last seven years. Clemson set a school record with three first-round picks in the 2019 NFL Draft and tied a school record with four players selected in the first two rounds.
- In 2019, Clemson produced three players selected as defensive linemen from a single school in a single draft for the first time in NFL Draft history. (Note: In 2006, NC State's Mario Williams, Manny Lawson and John McCargo went with the Nos. 1, 22 and 26 picks, respectively, though Lawson was officially submitted as a linebacker.) Clemson's entire starting defensive line from 2018 was drafted in the first four rounds in a span of the draft's first 117 picks.
- Clemson pushed its total of defensive linemen selected in the Swinney era (since the 2009 NFL Draft) to 17. The Tigers have had multiple defensive linemen selected five times in the last nine drafts (2011, 2012, 2015, 2016, 2019).



BRIAN DAWKINS, WHO WAS INDUCTED INTO THE PRO FOOTBALL HALL OF FAME IN 2018, IS ONE OF MANY FORMER TIGERS WHO HAD AN OUTSTANDING CAREER IN THE NFL.

- Clemson recorded six selections in the 2019 NFL Draft to give the program at least five picks in five of the last six drafts. Clemson is one of only three schools (Alabama, Ohio State) with five or more picks in at least five of the six most recent drafts.
- Clemson led the ACC with six selections in 2019, surpassing Miami (5), Boston College (4) and NC State (4) among conference programs with at least four selections.
- Since his first full season in 2009, Head Coach Dabo Swinney has presided over 57 draft picks, the second-most of any active head coach.
- Clemson's stretch of drafts with at least one defensive back selected currently includes nine of the last 11 drafts.
- Clemson has had eight receivers drafted in the last seven years, tied for the most of any school. Former Clemson players accounted for 34 receiving touchdowns in the NFL in 2018, the most by a receiving group produced by any school.

NFL INFLUENCE

- Twenty-seven former Tigers have combined to win 35 Super Bowl championship rings, including tight end Dwayne Allen's title with the New England Patriots in 2018. Clemson's leader is Jeff Bostic, who started on three Super Bowl championship teams with the Washington Redskins.
- Clemson has had a former player on a Super Bowl championship team in nine of the last 21 years.
- Grady Jarrett had 3.5 sacks for the Atlanta Falcons against Tom Brady and the Patriots in the 2017 Super Bowl.
- Brian Dawkins retired in 2011 as one of the great safeties in the history of the game and was inducted into the Pro Football Hall of Fame in 2018. A 1996 Clemson graduate, Dawkins was an All-American on Clemson's 1995 team when he finished the season 10th in the nation in interceptions. He became the first player in NFL history in 2002 to register a sack, interception, recovered fumble and receiving touchdown in the same game. He was named to the Pro Bowl nine times in his career, including the 2012 Pro

Bowl after his final season. He was named to the Pro Bowl more than any other former Tiger.

- Levon Kirkland was named to the NFL All-Decade team (1990s) for his play with the Pittsburgh Steelers. Dawkins was named to the All-Decade team for the 2000s for his play with the Philadelphia Eagles.

POLL PRESENCE

- Clemson has finished in the top four of the AP poll each of the last four years, a first in school history.
- The 2018 season marked the 32nd year that Clemson was ranked in the final AP poll. It was the 11th time in the last 14 years – and eighth straight year – that Clemson was ranked in the final poll. The Tigers were ranked No. 1 in the College Football Playoff poll all six times it was published in 2015 and finished No. 1 in 2016 and 2018.
- Clemson enters the 2019 season with a record streak of 68 consecutive AP Top 25 rankings, including 59 in a row in the top 10. That is tied with Alabama for the longest active top 10 streak in the nation.
- Clemson was in the top 20 of all the final polls from 1986-91, a six-year streak. The Tigers had exactly two losses in each of those six seasons. Clemson broke that program-record streak with a seventh consecutive Top 20 finish in 2018.
- Clemson was ranked in the final top 20 of the AP poll six times in the 1980s. The Tigers were fifth in the nation in winning percentage during that decade. Clemson's .87 wins and .767 winning percentage in that decade trail only the current decade for the most victorious in Clemson history.
- Beating ranked opponents has been a hallmark of Clemson's success. The Tigers have beaten an AP-ranked opponent 29 of last 33 years, including 40 top-25 victories in the last 16 years. Head Coach Dabo Swinney has recorded 30 top-25 wins in his 10-plus years at the helm, already a Clemson record.
- Clemson beat four top-25 teams in 2015 and five in 2016. The 2017 team broke that record with six. The last four years have seen nine wins over top-10 teams from Notre Dame, North Carolina, Oklahoma, Louisville, Ohio State, Alabama and Miami (Fla.).

1981 NATIONAL CHAMPIONSHIP SEASON



NOTES

- Clemson won its first national title in any sport and the first for the ACC in football in 28 years.
- Clemson had five different players earn All-America honors, at the time more than any other Tiger team in history.
- There was no controversy concerning the voting of the National Champion in 1981. Clemson ended the season as the only undefeated, untied team and was the only team with three top-10 wins.
- Head Coach Danny Ford (age 33 at the time) remains the youngest head coach in history to win the National Championship.
- Clemson forced 41 turnovers in the 12 games, still a school record for turnovers forced in a season.
- During one stretch in the season, the Clemson defense held the opposition without a touchdown for 18 consecutive quarters and no opponent scored a rushing touchdown against Clemson during the first seven games of the season.
- Clemson won the national title in 1981 after going 6-5 the previous year. The Tigers were unranked in every preseason poll.
- Clemson's victory improvement of 5.5 games from the 1980 season to the 1981 season was the largest improvement in the nation.
- Only one team (Wofford) had more time of possession in a game against Clemson all season.
- Clemson had the lead at the end of the first quarter in only four of the 12 games.
- Clemson scored 316 points during the regular season of 1981, the exact same total Georgia scored during its

1981 TIGERS IN THE NFL

Player	Pro Pos.	S.B. Bowls	Draft Champ.	NFL Round	Years
Cliff Austin	TB	---	---	3	5
Dan Benish	DT	---	1	FA	6
Jeff Bryant	DT	---	---	1	12
Brian Clark	OT	---	---	12	1
Kenny Danforth	SS	---	---	FA	1
Billy Davis	DB	---	---	FA	1
Jeff Davis	LB	---	---	5	6
Ty Davis	DB	---	1	3	3
K.D. Dunn	TE	---	---	5	3
Dale Hatcher	P	1	---	3	7
Andy Headen	OLB	---	1	8	6
Donald Igwebuike	PK	---	---	10	6
Homer Jordan	QB	---	---	FA	1
Terry Kinard	FS	1	1	1	8
Kevin Mack	FB	2	---	1	9
Jeff McCall	FB	---	1	7	1
Chuck McSwain	RB	---	---	5	3
Rod McSwain	DB	---	---	3	7
William Perry	MG	---	1	1	10
Reggie Pleasant	DB	---	---	6	2
Johnny Rembert	OLB	1	---	4	10
Perry Tuttle	WR	---	---	1	3

FINAL 1981 AP POLL

Rk	Team	Head Coach	W-L
1.	Clemson	* Danny Ford	12-0
2.	Texas	Fred Akers	10-1-1
3.	Penn State	* Joe Paterno	10-2
4.	Pittsburgh	Jackie Sherrill	11-1
5.	Southern Methodist	Ron Meyer	10-1
6.	Georgia	* Vince Dooley	10-2
7.	Alabama	* Bear Bryant	9-2-1
8.	Miami (Fla.)	Howard Schnellenberger	9-2
9.	North Carolina	Dick Crum	10-2
10.	Washington	* Don James	10-2
11.	Nebraska	* Tom Osborne	9-3
12.	Michigan	* Bo Schembechler	9-3
13.	Brigham Young	* LaVell Edwards	11-2
14.	Southern California	* John Robinson	9-3
15.	Ohio State	* Earle Bruce	9-3
16.	Arizona State	Darryl Rogers	9-2
17.	West Virginia	* Don Nehlen	9-3
18.	Iowa	* Hayden Fry	8-4
19.	Missouri	Warren Powers	8-4
20.	Oklahoma	* Barry Switzer	7-4-1

* - in College Football Hall of Fame

11-game regular season of 1980, the year the Bulldogs won the National Championship.

- Good health was a big reason for Clemson's success in the 1981 season. Only five different starters missed any games during the entire season and no player missed more than two games all year. A collective total of only eight games were missed by five starters during the 1981 season.
- No opponent had a run longer than 26 yards and no opponent had a play over 30 yards. The longest touchdown play against Clemson was 25 yards, on a halfback option pass from Mike Rozier to Anthony Steels (Nebraska) in the Orange Bowl.
- During offseason conditioning in the summer of 1981, Strength Coach George Dostal constructed a simple sign for his strength training facility... "1982 Orange Bowl, Clemson vs. Nebraska."
- The Clemson senior student who was in charge of pep rallies in 1981 was former CBS This Morning anchor Jane Robelot.
- The day after Clemson won at North Carolina, placekicker Donald Igwebuike flew to Maryland, where Clemson's No. 3 soccer team beat Maryland 4-0 to clinch the ACC title. Igwebuike played on two ACC title teams that fall, both of which finished in the top 10 in the nation.

RECORDS SET IN 1981 THAT STAND TODAY

- Points vs. ACC opponent (82 vs. Wake Forest, 10/31)
- Rushing yards in the modern era (536 vs. Wake Forest, 10/31)
- Third-down conversion percentage in a game (100.0 (12-12) vs. Wake Forest, 10/31)
- Turnovers forced in a game (9 vs. Georgia, 9/19)

- Wins over top-10 teams in a season (3)
- Turnovers forced in a season (41)

TEAM HONORS & AWARDS

- AP National Champion
- UPI National Champion
- Sporting News National Champion
- Sports Illustrated National Champion
- Football Writers Association National Champion
- Football Coaches Association National Champion
- Washington Touchdown Club National Champion
- Chicago Tribune Fans National Champion
- Orange Bowl Champion
- ACC Champion
- Nation's most improved team (+5.5 games)
- Second in the nation in scoring defense
- Seventh in the nation in rushing defense
- Seventh in the nation in turnover margin
- Eighth in the nation in total defense

HEAD COACH DANNY FORD

- Football Writers Association National Coach-of-the-Year
- UPI National Coach-of-the-Year
- American Football Coaches Association National Coach-of-the-Year
- WTBS National Coach-of-the-Year
- Washington Touchdown Club National Coach-of-the-Year
- ACC Coach-of-the-Year

ALL-AMERICANS

- Jeff Bryant - 2nd (Football News)
- Jeff Davis - 1st (Football News, FWAA, Kodak, UPI), 2nd (AP)
- Terry Kinard - 1st (AP, FWAA, NEA, WTBS)
- Lee Nanney - 2nd (UPI)
- Perry Tuttle - 1st (NEA, Sporting News), 2nd (Football News)

2016 NATIONAL CHAMPIONSHIP SEASON



NOTES

- National champions for the second time in school history, including the first time since 1981.
- The Tigers finished with a 14-1 record after defeating previously-undefeated and top-ranked Alabama 35-31 in the CFP National Championship Game on Jan. 9. Clemson's 14 wins tied the FBS record for victories in a season. It was the second year both Alabama and Clemson finished with 14-1 records.
- Clemson won the national championship while playing the nation's most difficult schedule according to the NCAA. Tiger opponents were 107-51 (.677) when not playing Clemson.
- Clemson was just the sixth national champion (since 1977) to have played the nation's most difficult schedule the season it won the title.
- Clemson defeated 11 FBS schools that finished the season with a winning record, including five that totaled 10+ wins and six who finished in the top 25 of the AP poll. Those schools were No. 2 Alabama, No. 6 Ohio State, No. 8 Florida State, No. 16 Virginia Tech, No. 21 Louisville and No. 24 Auburn. The six wins over teams that finished in the AP top 25 were the most in school history.
- For the sixth straight year, Clemson finished at least the same in its final poll as its preseason ranking by AP. Clemson was No. 2 in the preseason AP and coaches polls, then finished No. 1.
- Clemson beat top-ranked Alabama to win the national title, the first time Clemson defeated the No. 1 team. In the CFP semifinal, Clemson defeated No. 2 Ohio State 31-0. It marked the first time Clemson beat a No. 2 ranked team. Clemson was 0-9 in history when playing teams ranked in the top two, then defeated both in consecutive games just nine days apart.
- Clemson defeated No. 3 Louisville earlier in the season, giving Clemson wins over the No. 1, No. 2 and No. 3 teams.
- Clemson was never ranked No. 1 until the final poll and had to defeat a team (Alabama) that had been ranked No. 1 in every poll entering the playoff. It marked the first time a team defeated an opponent in the championship game who had been No. 1 in every poll since 2006, when Florida defeated Ohio State to win the national championship. It also happened in 2005, when Texas defeated Southern California, and in 1983, when Miami (Fla.) defeated Nebraska.
- Clemson was the first non-SEC team to beat Auburn and Alabama in the same year since 1990, when Southern Mississippi achieved the distinction.
- Clemson had a 3-0 record against SEC teams, the first time the Tigers defeated three SEC teams in one season.
- Clemson defeated Auburn, Florida State, Ohio State and Alabama, the programs that had combined to win each of the previous seven national championships.

FINAL 2016 AP POLL

Rk	Team	W-L	Points	Head Coach
1.	Clemson	14-1	1500	Dabo Swinney
2.	Alabama	14-1	1440	Nick Saban
3.	Southern California	10-3	1292	Clay Helton
4.	Washington	12-2	1277	Chris Petersen
5.	Oklahoma	11-2	1252	Bob Stoops
6.	Ohio State	11-2	1240	Urban Meyer
7.	Penn State	11-3	1130	James Franklin
8.	Florida State	10-3	1105	Jimbo Fisher
9.	Wisconsin	11-3	1032	Paul Chryst
10.	Michigan	10-3	1001	Jim Harbaugh
11.	Oklahoma State	10-3	920	Mike Gundy
12.	Stanford	10-3	730	David Shaw
13.	Louisiana State	8-4	651	Ed Orgeron
14.	Florida	9-4	640	Jim McElwain
15.	Western Michigan	13-1	619	P.J. Fleck
16.	Virginia Tech	10-4	610	Justin Fuente
17.	Colorado	10-4	585	Mike MacIntyre
18.	West Virginia	10-3	368	Dana Holgersen
19.	South Florida	11-2	358	Willie Taggart
20.	Miami (Fla.)	9-4	338	Mark Richt
21.	Louisville	9-4	277	Bobby Petrino
22.	Tennessee	9-4	253	Butch Jones
23.	Utah	9-4	222	Kyle Whittingham
24.	Auburn	8-5	206	Gus Malzahn
25.	San Diego State	11-3	113	Rocky Long

- Clemson's 49-point win over South Carolina was the largest margin of victory by an ACC team over an SEC team in history. It was Clemson's third straight win over its rival.
- Clemson won the ACC championship for the second consecutive year, the first time in 28 years the Tigers won back-to-back league titles.
- The Tigers defeated a school-record five top-25 teams, including three top-three teams for the first time. Clemson finished the season with three straight wins over top-25 teams, the second time the program did that.
- Clemson joined Alabama as the only schools to advance to the College Football Playoff in consecutive years.
- Clemson had nine First-Team All-ACC players, the most for the program since 1991.
- Sixteen of Clemson's starting 22 made an All-ACC team. Clemson had five more All-ACC selections than any other team.
- Seven different players were named first, second or third-team All-American, most in school history.
- Clemson showed an ability to win close games. The Tigers were 7-1 in games decided by seven points or less, establishing a school mark for wins by seven points or less in a season.
- The Tigers posted an 8-0 record away from home, the school's best mark for wins away from home in a season. Clemson had a 5-0 record on the opponents' home fields.

- Clemson opened the season with a win at Auburn, Clemson's first win there since 1950. It was first time Clemson opened the season with a road win over a current SEC team since 1903.
- Clemson left a game at Georgia Tech with a perfect record for the first time since 1903. Clemson had lost 11 straight when entering a game at Georgia Tech unbeaten.
- Clemson opened the season ranked No. 2 in the AP poll, its highest preseason ranking in school history.
- Clemson defeated Florida State in Tallahassee, just the second win for the program at Florida State since 1989.
- Clemson was honored for its graduation success rate of over 90 percent by AFCA.
- Clemson Defeated Alabama for the first time since 1905.
- Dabo Swinney became the first head coach to win the national championship by defeating his alma mater.
- Dabo Swinney joined Bud Wilkinson as the only people to play on and serve as head coach of an AP national champion.
- Dabo Swinney won the Bear Bryant National Coach-of-the-Year Award, the first coach to win it in consecutive years.
- Clemson ended Alabama's 26-game winning streak, the longest winning streak Clemson has ended in its history. The 26-game streak was the third longest in SEC history and longest since the Crimson Tide had a 28-game winning streak from 1978-80.
- Clemson trailed 24-14 entering the fourth quarter. Nick Saban had been 97-0 with a 10-point lead in the fourth quarter.
- Nick Saban was 5-0 in national championship games and 12-1 in national or league championship games prior to the contest.
- Clemson ended Alabama's FBS record-tying 16-game winning streak against AP top-25 opponents.
- Nick Saban was 106-6 when leading at halftime at Alabama. Clemson overcame a 14-7 halftime deficit.

ALL-AMERICANS

- **Ben Boulware** - 2nd (AFCA, FWAA, USA Today, Walter Camp), 3rd (AP)
- **Jordan Leggett** - 2nd (AFCA, CBS)
- **Cordrea Tankersley** - 1st (USA Today), 3rd (AP)
- **Carlos Watkins** - 1st (CBS), 2nd (AP)
- **Deshawn Watson** - 2nd (AFCA, AP, Sporting News, Sports Illustrated, Walter Camp)
- **Christian Wilkins** - 1st (AFCA, FWAA), 2nd (Sporting News, Walter Camp), 3rd (AP)
- **Mike Williams** - 2nd (Phil Steele, Walter Camp)

2018 NATIONAL CHAMPIONSHIP SEASON



NOTES

- Clemson won its third football national championship in school history, joining the 1981 and 2016 squads. It marked the sixth national championship in any sport in Clemson history.
- Clemson had a 15-0 record, becoming the first team to accomplish the feat since Penn in 1897.
- Clemson became the second team to win multiple national championships in the College Football Playoff era since 2014 (Alabama).
- Clemson broke the school record of 14 wins, a mark previously shared with the 2015 and 2016 Tigers.
- Clemson finished its sixth undefeated season (1900, 1906, 1948, 1950, 1981, 2018) and fourth perfect season (1900, 1948, 1981, 2018) in school history.
- Clemson became the 20th team in AP poll history to finish a season as the AP No. 1 despite never appearing at No. 1 at any point of the regular season (2018 Clemson, 2016 Clemson, 2015 Alabama, 2014 Ohio State, 2011 Alabama, 2006 Florida, 2005 Texas, 2002 Ohio State, 1992 Alabama, 1989 Miami (Fla.), 1987 Miami (Fla.), 1986 Penn State, 1983 Miami (Fla.), 1982 Penn State, 1977 Notre Dame, 1973 Notre Dame, 1970 Nebraska, 1965 Alabama, 1964 Alabama, 1946 Notre Dame).
- Clemson won the ACC title for the fourth year in a row, marking the first time in ACC history a school won four consecutive outright league titles. The Tigers joined Florida (1993-96) as the only teams to win four consecutive Power Five Conference championship games.
- Clemson posted a 15-0 record against a schedule that included a school-record 12 games against teams who finished with winning records. The Tigers played the nation's most difficult schedule, as their opponents had a 120-57 record (.642) when not playing them.
- Clemson was in the top four of every CFP poll in 2018, including a No. 2 ranking entering the bowl games, ending the season having been ranked in the top four in 24 consecutive CFP polls.
- Clemson ranked in the top four of all 15 AP and USA Today Coaches polls for the first time in school history.
- Clemson won a school-record 13 of 15 games by at least 20 points, surpassing 2013 Florida State (12) for the most by any team since 2000. Clemson won its final 10 games by 20 points or more.
- Clemson won by an average margin of 31.1 points per game, the best margin in the nation and the second-largest in school history, trailing only a 35.3-point average margin in 1901, a season in which Clemson won one of its five games by a score of 122-0.
- Clemson played an average of 72.5 players per game in 2018, the most of any team in the AP Top 25. No other College Football Playoff participant averaged more than 56 players per game (Alabama, 55.7; Notre Dame, 54.4; Oklahoma, 52.4).

FINAL 2018 AP POLL

Rk	Team	W-L	Points	Head Coach(es)
1.	Clemson	15-0	1525	Dabo Swinney
2.	Alabama	14-1	1462	Nick Saban
3.	Ohio State	13-1	1364	Urban Meyer, Ryan Day
4.	Oklahoma	12-2	1356	Lincoln Riley
5.	Notre Dame	12-1	1286	Brian Kelly
6.	Louisiana State	10-3	1119	Ed Orgeron
7.	Florida	10-3	1103	Dan Mullen
	Georgia	11-3	1103	Kirby Smart
9.	Texas	10-4	1076	Tom Herman
10.	Washington State	11-2	959	Mike Leach
11.	Central Florida	12-1	898	Josh Heupel
12.	Kentucky	10-3	820	Mark Stoops
13.	Washington	10-4	806	Chris Petersen
14.	Michigan	10-3	745	Jim Harbaugh
15.	Syracuse	10-3	683	Dino Babers
16.	Texas A&M	9-4	552	Jimbo Fisher
17.	Penn State	9-4	492	James Franklin
18.	Fresno State	12-2	466	Jeff Tedford
19.	Army	11-2	418	Jeff Monken
20.	West Virginia	8-4	296	Dana Holgorsen
21.	Northwestern	9-5	284	Pat Fitzgerald
22.	Utah State	11-2	188	Matt Wells
23.	Boise State	10-3	184	Bryan Harsin
24.	Cincinnati	11-2	171	Luke Fickell
25.	Iowa	9-4	120	Kirk Ferentz

- Clemson ranked second in the nation in yards per rush (6.57) and first in the nation in yards per rush allowed (2.51), becoming the first program since at least 2009 to rank in the top two in both categories in a single season.
- Clemson tied team records in wins at home (seven), on the road (five), away from home (eight), in regular season conference play (eight) and against conference opponents (nine).
- Clemson posted a 5-0 record in true road games, joining Northwestern as only teams in the nation to go 5-0 on the road. It marked the sixth time in school history (and the third time in last four years) Clemson has been 5-0 on the road.
- Clemson completed the four-year span with a 55-4 record, a school and ACC record that tied 2015-18 Alabama for the most wins in a four-year span in FBS history.
- With a victory over South Carolina in November, Clemson reached 100 wins in a decade for the first time in program history.
- Clemson featured five first-team All-ACC selections and a total of 18 who made first, second or third team, more than any other school and the most in a season in school history.
- Clemson produced seven players who made an All-America team, second-most in a season in school history. That included a record five first-team selections by at least one of the five major teams, the most first-team All-Americans in one season in school history.

- Clemson set a school record with 44.3 points per game, ahead of the previous record of 41.0 set in 2012. The Tigers reached 27 points in 15 straight games, a school record.
- Clemson scored a school-record 664 points, becoming the second team in ACC history to score 650 points in a single season (Florida State, 723 in 2013).
- Clemson broke the school and ACC record of 7,718 yards of offense, set in 2015, by recording 7,908 yards of offense.
- Clemson posted a school-record 527.2 yards per game, which included a record 15 games with 400 or more yards and a record-tying three 600-yard games. The Tigers set a school record by averaging 7.35 yards per play, shattering the previous record of 6.5 from 2006.
- Clemson led the country in scoring defense (13.1 points per game) for the first time in school history.
- Clemson set a school record with 54 sacks, breaking the mark held by the 2016 team (49). The 54 sacks were the third-most by any FBS team in a season since 2000.
- Clemson led the nation in sacks and tied for the national lead in tackles for loss (136).
- Clemson won the AFCA Academic Achievement Award for the first time in school history, becoming just the third program to win it and the national championship in the same year since the award began in 1981 (Notre Dame 1988 and Alabama 2017).
- In addition to the on-field success, Clemson produced team records in team GPA and number of players with recording a 3.0 or better GPA (66).
- Clemson placed seven players on the All-ACC Academic team, tied for second-most in school history and one shy of the school record.
- Christian Wilkins won the William V. Campbell Trophy from the National Football Foundation, the first Clemson player to win the award known colloquially as the Academic Heisman. He joined Barrett Jones (2012 Alabama), Joaquin Gonzales (2001 Miami), Danny Wuerffel (1996 Florida) and Rob Zatechka (1994 Nebraska) as the only players to win the Campbell Trophy and a national championship in the same season.

ALL-AMERICANS

- **Travis Etienne** - 1st (Sporting News), 2nd (AFCA, AP, FWAA, Walter Camp)
- **Clelin Ferrell** - 1st (AFCA, AP, Sporting News, Walter Camp)
- **Mitch Hyatt** - 1st (AFCA, AP, FWAA, Walter Camp), 2nd (Sporting News)
- **Tre Lamar** - 2nd (AFCA)
- **Dexter Lawrence** - 1st (AFCA)
- **Trayvon Mullen** - 2nd (AFCA)
- **Christian Wilkins** - 1st (AFCA, AP, FWAA, Sporting News, Walter Camp)

MEDIA INFORMATION

CLEMSON ATHLETIC COMMUNICATIONS

Phone: 864-656-1926
Press Box Phone Number: 864-654-3326
Office Address: P.O. Box 31; Clemson, SC 29633
Shipping Address: Jervy Athletic Center;
100 Perimeter Road; Clemson, SC 29633

CREDENTIALS

Arrangements for media credentials for Clemson's home football games must be made through the Clemson athletic communications office. Requests by accredited media members should be made through the Sports Systems online credentialing system. Contact **Megan Barnes** (mbarne9@clemson.edu) or any member of the athletic communications team for more information.

Clemson's media credential policy is available in full at ClemsonTigers.com/MediaPolicy. Priority for the issuance of credentials will be given to national publications, daily newspapers, radio stations, television stations and online outlets which cover Clemson football or our opponent on a regular basis. Due to space limitations, credential quantities may be limited to a number lower than the total requested. Should demand exceed supply, student publications, radio stations and websites that do not regularly cover Clemson or our opponent, may be limited to one working media credential and/or one sideline photo pass. Weekly publications, non-broadcasting radio representatives and other online-only outlets may not be granted credentials.

Other credential requests will be filled on a space-available basis. Non-working spouses, dates, relatives, non-workers and anyone 16 years of age or younger are not permitted in the press box. Media credentials must be requested at least 72 hours prior to the game.

Media credential holders in the press box who are not actively covering the game, or credential wearers on the sideline who are not on assignment, will be asked to leave those respective areas. Press box or sideline security will be contacted should the credential wearer not comply. Credentials used in an unauthorized manner will be revoked immediately, and organizations who allow credentials to fall into improper hands will have credentials revoked for the rest of the year or the succeeding year, at the university's discretion.

EMAIL DISTRIBUTION LIST

Notes, stats, stories and other information are emailed out on a weekly basis from the athletic communications office. Media members may contact **Brian Hennessy** (bhennes@clemson.edu) to be put on the email list.

PARKING

A limited number of season and individual-game parking spaces reserved for the media are available. Requests for media parking passes should be specified with credential requests. Due to space limitations, not all requests will be fulfilled. Additionally, no motorhomes, campers or oversized vehicles will be permitted in media parking. Parking pass requests for satellite trucks should be made at least one week in advance.



PHOTOGRAPHERS & VIDEOGRAPHERS

Clemson follows guidelines established by the NCAA communications committee and ACC regarding sideline control to ensure the sideline is a working media area.

The following guidelines are adhered to:

- 1) Each photographer is required to wear a photo vest.
- 2) Photo vests must be secured at the photographer's credential pickup at the entrance to the press box. Both the credential and the photo vest must be worn on the field.
- 3) Prior to kickoff while recruits are present, photographers are not allowed south of the goalpost in the west endzone nor west of the south sideline 50-yard line.
- 4) After kickoff, no photographers are permitted in the bench area nor on the playing field.
- 5) Photo assistants or others holding a "sideline" pass must remain out of the photo area immediately adjacent to the playing field. This will insure that photographers/videoographers have the appropriate working area.
- 6) Tripods are not permitted on the sidelines.
- 7) The areas behind the team benches are considered bench areas and are to be used only for the passage between the north and south sidelines. This area may not be used as a photo zone.

PRESS BOX

The Bob Bradley Press Box is located on the first floor on the south side of Memorial Stadium. All radio and

television booths, in addition to the press area, are on the same level. Photographers are encouraged to use the space available at field level, adjacent to the entrance of the Clemson locker room in the WestZone.

INTERVIEW REQUESTS

All requests to speak with Clemson players, coaches and staff should be directed to **Ross Taylor** (rt5@clemson.edu) or a member of the Clemson athletic communications staff. Members of the media who reach out directly to Clemson players, coaches or staff without prior approval of Clemson staff may face suspension or revocation of credentials.

SOCIAL MEDIA

The official Clemson football social media accounts for Twitter, Instagram, Facebook and Snapchat are all ClemsonFB. Fans can find us on YouTube at Clemson Tigers.

WEBSITE

Visit the official website of Clemson University athletics, ClemsonTigers.com. The site provides updated statistics, game notes and other pertinent football information to visitors, as well as live statistics and audio links for all of Clemson's football games.

WEEKLY PRESS CONFERENCE

Dabo Swinney's weekly press conference is Tuesdays in Allen N. Reeves Football Complex. The media interviews **Swinney** from 11 a.m. to approximately 11:45 a.m. Players are available after **Swinney's** press conference, depending on class schedules. Contact **Ross Taylor** for player requests by Sunday at 4 p.m.

Player interviews are Monday (10 a.m. to 2 p.m.) in Allen N. Reeves Football Complex and Tuesday at the press conference. We attempt to get all player interviews completed by the end of the day on Tuesday.

WILL CALL

The media will call window will continue to be operated on gamedays outside of gate 16 at Memorial Stadium (south side of stadium) for the distribution of credentials which have not been mailed. Proper identification is required.

CLEMSON FOOTBALL ATHLETIC COMMUNICATIONS STAFF



ROSS TAYLOR
Primary Contact
rt5@clemson.edu



BRIAN HENNESSY
Secondary Contact
bhennes@clemson.edu



MEGAN BARNES
Credentials
mbarne9@clemson.edu



JEFF KALLIN
Associate Athletic Director
kallin@clemson.edu

ACC SCHEDULE

SATURDAY, AUG. 24

Florida vs. Miami (Fla.)* ESPN7 p.m.

THURSDAY, AUG. 29

Georgia Tech at Clemson ACCN8 p.m.

FRIDAY, AUG. 30

Utah State at Wake Forest ACCN8 p.m.

SATURDAY, AUG. 31

East Carolina at NC State ACCN Noon
Alabama vs. Duke^ ABC 3:30 p.m.
South Carolina vs. North Carolina^ ESPN 3:30 p.m.
Virginia Tech at Boston College ACCN4 p.m.
Syracuse at Liberty ESPN+ 6 p.m.
Boise State vs. Florida State/ ESPN7 7 p.m.
Virginia at Pittsburgh ACCN7:30 p.m.

MONDAY, SEPT. 2

Notre Dame at Louisville ESPN8 p.m.

FRIDAY, SEPT. 6

William & Mary at Virginia ACCN8 p.m.
Wake Forest at Rice CBSN8 p.m.

SATURDAY, SEPT. 7

Ohio at Pittsburgh ACCN11 a.m.
Syracuse at Maryland Noon
Old Dominion at Virginia Tech ESPN11 Noon
Western Carolina at NC State RSN12:30 p.m.
South Florida at Georgia Tech ACCN2 p.m.
Richmond at Boston College ACCN6 3:30 p.m.
Texas A&M at Clemson ABC 3:30 p.m.
Louisiana-Monroe at Florida State ACCN5 5 p.m.
North Carolina A&T at Duke ACCN6 6 p.m.
Eastern Kentucky at Louisville ACCN7 7 p.m.
Miami (Fla.) at North Carolina ACCN8 p.m.

FRIDAY, SEPT. 13

North Carolina at Wake Forest ESPN6 p.m.
Kansas at Boston College ACCN7:30 p.m.

SATURDAY, SEPT. 14

NC State at West Virginia FS1 Noon
Pittsburgh at Penn State ABC Noon
Furman at Virginia Tech ACCN Noon
The Citadel at Georgia Tech RSN12:30 p.m.
Louisville vs. Western Kentucky^ 4 p.m.
Bethune-Cookman at Miami (Fla.) ACCN4 p.m.
Duke at Middle Tennessee STAD7 p.m.
Clemson at Syracuse ABC 7:30 p.m.
Florida State at Virginia ACCN7:30 p.m.

SATURDAY, SEPT. 21

Boston College at Rutgers TBA
Charlotte at Clemson TBA
Louisville at Florida State TBA
Central Michigan at Miami (Fla.) TBA
Appalachian State at North Carolina TBA
Ball State at NC State TBA
Central Florida at Pittsburgh TBA
Western Michigan at Syracuse TBA
Old Dominion at Virginia TBA
Elon at Wake Forest TBA

FRIDAY, SEPT. 27

Duke at Virginia Tech ESPN7 p.m.

SATURDAY, SEPT. 28

Virginia at Notre Dame NBC 3:30 p.m.
Wake Forest at Boston College TBA
Clemson at North Carolina TBA
NC State at Florida State TBA
Georgia Tech at Temple TBA
Delaware at Pittsburgh TBA
Holy Cross at Syracuse TBA

SATURDAY, OCT. 5

Boston College at Louisville TBA
Pittsburgh at Duke TBA
North Carolina at Georgia Tech TBA
Virginia Tech at Miami (Fla.) TBA

THURSDAY, OCT. 10

Syracuse at NC State ESPN8 p.m.

FRIDAY, OCT. 11

Virginia at Miami (Fla.) ESPN8 p.m.

SATURDAY, OCT. 12

Florida State at Clemson TBA
Georgia Tech at Duke TBA
Louisville at Wake Forest TBA
Rhode Island at Virginia Tech TBA

FRIDAY, OCT. 18

Pittsburgh at Syracuse ESPN7 p.m.

SATURDAY, OCT. 19

NC State at Boston College TBA
Clemson at Louisville TBA
Duke at Virginia TBA
Florida State at Wake Forest TBA
Georgia Tech at Miami (Fla.) TBA
North Carolina at Virginia Tech TBA

SATURDAY, OCT. 26

Boston College at Clemson TBA
Duke at North Carolina TBA
Syracuse at Florida State TBA
Virginia at Louisville TBA
Miami (Fla.) at Pittsburgh TBA

SATURDAY, NOV. 2

Virginia Tech at Notre Dame NBC 2:30 p.m.
Boston College at Syracuse TBA
Wofford at Clemson TBA
Miami (Fla.) at Florida State TBA
Pittsburgh at Georgia Tech TBA
Virginia at North Carolina TBA
NC State at Wake Forest TBA

SATURDAY, NOV. 9

Florida State at Boston College TBA
Clemson at NC State TBA
Notre Dame at Duke ACCN TBA
Georgia Tech at Virginia TBA
Louisville at Miami (Fla.) TBA
Wake Forest at Virginia Tech TBA

THURSDAY, NOV. 14

North Carolina at Pittsburgh ESPN8 p.m.

SATURDAY, NOV. 16

Wake Forest at Clemson TBA
Syracuse at Duke TBA
Alabama State at Florida State TBA
Virginia Tech at Georgia Tech TBA
Louisville at NC State TBA

THURSDAY, NOV. 21

NC State at Georgia Tech ESPN8 p.m.

SATURDAY, NOV. 23

Boston College at Notre Dame NBC 2:30 p.m.
Miami (Fla.) at Florida International CBSN7 p.m.
Duke at Wake Forest TBA
Syracuse at Louisville TBA
Mercer at North Carolina TBA
Pittsburgh at Virginia Tech TBA
Liberty at Virginia TBA

FRIDAY, NOV. 29

Virginia Tech at Virginia TBA

SATURDAY, NOV. 30

Boston College at Pittsburgh TBA
Clemson at South Carolina TBA
Miami (Fla.) at Duke TBA
Florida State at Florida TBA
Georgia at Georgia Tech TBA
Louisville at Kentucky TBA
North Carolina at NC State TBA
Wake Forest at Syracuse TBA

SATURDAY, DEC. 7

ACC Championship Game* TBA

* - Orlando, Fla.; ^ - Atlanta, Ga.; ^ - Charlotte, N.C.;
J - Jacksonville, Ga.; ^ - Nashville, Tenn.; Note: All times are Eastern.

BOWL SCHEDULE

Date	Day	Time	Bowl	Location	Stadium	Network	Participants
12-20	Fri	2 p.m.	Makers Wanted Bahamas Bowl	Nassau, Bahamas	Thomas Robinson Stadium	ESPN	C-USA vs. MAC
		7:30 p.m.	Frisco Bowl	Frisco, Texas	Toyota Stadium	ESPN2	AAC vs. At-Large
12-21	Sat	2 p.m.	New Mexico Bowl	Albuquerque, N.M.	Dreamstyle Stadium	ESPN	C-USA vs. MWC
		2:30 p.m.	AutoNation Cure Bowl	Orlando, Fla.	Camping World Stadium	CBSN	AAC vs. SBC
		3:30 p.m.	Cheribundi Boca Raton Bowl	Boca Raton, Fla.	FAU Stadium	ABC	AAC, C-USA or MAC vs. AAC, C-USA or MAC
		5:30 p.m.	Camellia Bowl	Montgomery, Ala.	Cramton Bowl	ESPN	MAC vs. SBC
		7:30 p.m.	Mitsubishi Motors Las Vegas Bowl	Las Vegas, Nev.	Sam Boyd Stadium	ABC	MWC vs. P12
		9 p.m.	R+L Carriers New Orleans Bowl	New Orleans, La.	Mercedes-Benz Superdome	ESPN	C-USA vs. SBC
12-23	Mon	2:30 p.m.	Bad Boy Mowers Gasparilla Bowl	Tampa, Fla.	Raymond James Stadium	ESPN	AAC vs. C-USA
12-24	Tue	8 p.m.	Sofi Hawaii Bowl	Honolulu, Hawaii	Aloha Stadium	ESPN	AAC vs. MWC or Brigham Young
12-26	Thu	4 p.m.	Walk-On's Independence Bowl	Shreveport, La.	Independence Stadium	ESPN	ACC vs. SEC
		8 p.m.	Quick Lane Bowl	Detroit, Mich.	Ford Field	ESPN	ACC vs. B10
12-27	Fri	Noon	Military Bowl presented by Northrop Grumman	Annapolis, Md.	Navy-Marine Corps Memorial Stadium	ESPN	AAC vs. ACC
		3:20 p.m.	New Era Pinstripe Bowl	Bronx, N.Y.	Yankee Stadium	ESPN	ACC vs. B10
		6:45 p.m.	Academy Sports + Outdoors Texas Bowl	Houston, Texas	NRG Stadium	ESPN	B12 vs. SEC
		8 p.m.	San Diego County Credit Union Holiday Bowl	San Diego, Calif.	SDCCU Stadium	FS1	B10 vs. P12
		10:15 p.m.	Cheez-It Bowl	Phoenix, Ariz.	Chase Field	ESPN	B12 vs. P12
12-28	Sat	Noon	Camping World Bowl	Orlando, Fla.	Camping World Stadium	ABC	ACC vs. B12
		Noon	Goodyear Cotton Bowl	Arlington, Texas	AT&T Stadium	ESPN	At-Large vs. At-Large (NY6)
		TBA	Chick-fil-A Peach Bowl	Atlanta, Ga.	Mercedes-Benz Stadium	ESPN	CFP Semifinal
		TBA	PlayStation Fiesta Bowl	Glendale, Ariz.	State Farm Stadium	ESPN	CFP Semifinal
12-30	Mon	12:30 p.m.	SERVPRO First Responder Bowl	Dallas, Texas	Gerald J. Ford Stadium	ESPN	B12 vs. C-USA
		4 p.m.	Franklin American Mortgage Music City Bowl	Nashville, Tenn.	Nissan Stadium	ESPN	ACC or B10 vs. SEC
		4 p.m.	Redbox Bowl	Santa Clara, Calif.	Levi's Stadium	FOX	B10 vs. P12
		8 p.m.	Capital One Orange Bowl	Miami Gardens, Fla.	Hard Rock Stadium	ESPN	At-Large vs. At-Large (NY6)
12-31	Tue	Noon	Belk Bowl	Charlotte, N.C.	Bank of America Stadium	ESPN	ACC vs. SEC
		2 p.m.	Hyundai Sun Bowl	El Paso, Texas	Sun Bowl	CBS	ACC vs. P12
		3:45 p.m.	AutoZone Liberty Bowl	Memphis, Tenn.	Liberty Bowl	ESPN	B12 vs. SEC
		4:30 p.m.	NOVA Home Loans Arizona Bowl	Tucson, Ariz.	Arizona Stadium	CBSN	MWC vs. SBC
		7:30 p.m.	Valero Alamo Bowl	San Antonio, Texas	Alamodome	ESPN	B12 vs. P12
1-1	Wed	1 p.m.	Citrus Bowl	Orlando, Fla.	Camping World Stadium	ABC	ACC or B10 vs. SEC
		1 p.m.	Outback Bowl	Tampa, Fla.	Raymond James Stadium	ESPN	B10 vs. SEC
		5 p.m.	Rose Bowl Game presented by Northwestern Mutual	Pasadena, Calif.	Rose Bowl	ESPN	At-Large vs. At-Large (NY6)
		8:45 p.m.	Allstate Sugar Bowl	New Orleans, La.	Mercedes-Benz Superdome	ESPN	At-Large vs. At-Large (NY6)
1-2	Thu	3 p.m.	Birmingham Bowl	Birmingham, Ala.	Legion Field	ESPN	AAC vs. SEC
		7 p.m.	TaxSlayer Gator Bowl	Jacksonville, Fla.	TIAA Bank Field	ESPN	ACC or B10 vs. SEC
1-3	Fri	3:30 p.m.	Famous Idaho Potato Bowl	Boise, Idaho	Albertsons Stadium	ESPN	MAC vs. MWC
1-4	Sat	11:30 a.m.	Lockheed Martin Armed Forces Bowl	Fort Worth, Texas	Amon G. Carter Stadium	ESPN	B10 vs. MWC
1-6	Mon	7:30 p.m.	Mobile Alabama Bowl	Mobile, Ala.	Ladd-Peebles Stadium	ESPN	MAC vs. SBC
1-13	Mon	8 p.m.	College Football Playoff National Championship	New Orleans, La.	Mercedes-Benz Superdome	ESPN	CFP Semifinal Winners

Note: All times are EST and subject to change; possible bowls for ACC teams in bold.

2019 OUTLOOK

To most outside observers, Clemson's goal for 2019 would be singular and would be accomplished only by lifting a 35-pound trophy of 24-karat gold, bronze and stainless steel in New Orleans next January. However, inside the program, the team's goals remain the same as they've been throughout Head Coach Dabo Swinney's tenure at Clemson...win the opener, win the division, win the state, win the conference and win the closer.

"For some people, people measure things by trophies, but I never measure things that way," said Swinney. "National championships are just a byproduct of what can happen."

Clemson went 5-for-5 on Swinney's team goals in 2018 en route to becoming the first FBS team in the modern era to finish a season 15-0. The Tigers did so in dominant fashion, becoming the first FBS team since at least 2000 to win 13 games by 20 or more points.

Clemson will undoubtedly miss the contributions, and personalities, of its 2018 senior class, which exited college football as one of the most decorated classes in the sport's illustrious history. The 2018 Clemson seniors completed their careers with an FBS-record-tying 55 career wins in four years with four ACC titles and two national championships.

However, while the task is large, the 2019 Clemson senior class will have the opportunity to match or exceed the 2018 group this season. This year's Clemson seniors are 41-3 in the last three seasons and need 14 wins to match or 15 wins to pass to the 2018 Clemson and Alabama seniors (55 each) for the most in FBS history.

A common theme of Clemson's record-setting 2018 season was accomplishing feats that had never before been accomplished. The continued success will provide a similar opportunity for the 2019 squad, which can become the first school in FBS history to win five consecutive conference championship games.

Clemson returns 48 lettermen from the 2018 national champions. The returning experience will be particularly pronounced on offense, where the Tigers return eight players who started at least seven games last season.

The 2018 season marked the second time in school history that Clemson produced a 3,000-yard passer (Trevor Lawrence), 1,500-yard rusher (Travis Etienne) and 1,000-yard receiver (Justyn Ross) in the same year. Clemson is the first Power Five Conference program this decade to return a 3,000-yard passer, 1,500 yard-rusher and 1,000-yard receiver from the previous year. The

SCHEDULE

Date	Opponent	Site	Designation(s)	Time	TV	Series
8-29	* Georgia Tech	Clemson, S.C.	National Championship Celebration	8 p.m.	ACCN	31-51-2
9-7	Texas A&M	Clemson, S.C.	IPTAY Day	3:30 p.m.	ABC	2-3
9-14	* at Syracuse	Syracuse, N.Y.		7:30 p.m.	ABC	5-2
9-21	Charlotte	Clemson, S.C.	Family Weekend			0-0
9-28	* at North Carolina	Chapel Hill, N.C.				37-19-1
10-12	* Florida State	Clemson, S.C.	Solid Orange Day			12-20
10-19	* at Louisville	Louisville, Ky.				5-0
10-26	* Boston College	Clemson, S.C.	Homecoming & Football Reunion Day			17-9-2
11-2	Wofford	Clemson, S.C.	Military Appreciation Day & Purple Out			12-3
11-9	* at NC State	Raleigh, N.C.				58-28-1
11-16	* Wake Forest	Clemson, S.C.	Senior Day & Hall of Fame Day			66-17-1
11-30	at South Carolina	Columbia, S.C.				70-42-4

* - ACC game; Note: Home games in **bold**; all times are EDT.

only other FBS program to return such a trio during that span was Western Michigan after the 2014 season.

As is standard in college athletics, new faces will also be asked to contribute this season, but Clemson's playing time philosophy could prove fruitful in that respect. Swinney, a walk-on in his playing days at Alabama, has long been adamant that players who deserve the opportunity will play. Clemson played an average of 72.5 players per game a year ago, an average that far exceeded all other AP top-25 teams, including fellow College Football Playoff participants Alabama (55.7), Notre Dame (55.4) and Oklahoma (52.4).

OFFENSE

Two dominant themes of Clemson's record-setting offensive performance a year ago were balance and explosiveness, both of which should feature prominently again for the Tigers in 2019.

In terms of balance, Clemson's 2018 campaign joined the 2015 season as one of only two in school history to feature 4,000 passing yards and 3,000 rushing yards. Clemson, Oklahoma and Central Florida were the only FBS programs in the country to average at least 245 passing yards and 245 rushing yards per game in 2018.

The balance was reflected not only in the team's run/pass production, but also in the sheer number of players who contributed to the team's scoring output. A school-record 22 different players scored touchdowns for the Tigers in 2018.

Clemson's explosiveness was reflected in its school-record 7.35 yards per play, which shattered the previous record of 6.50 from 2006. The Tigers were in

the top two in the nation in plays of 20+ yards (104, second), 30+ yards (59, tied for first), 40+ yards (35, first), 50+ yards (23, first) and 60+ yards (13, tied for second). They also recorded a school-record 19 touchdowns covering 50+ yards, annihilating the previous record of 14 set by the 2006 squad. Players who scored 18 of those 19 touchdowns of 50+ yards a year ago return for Clemson in 2019.

Given the prominence placed on the position and his success as a first-year freshman a season ago, the eyes of college football will likely fall on sophomore Trevor Lawrence (Cartersville, Ga.), who completed 259-397 passes for 3,280 yards with 30 touchdowns and four interceptions in 15 games (11 starts). A repeat performance in 2019 would make Lawrence only the third quarterback in Clemson history with multiple 3,000-yard, 30-touchdown campaigns, joining Tajh Boyd (three) and Watson (two).

Also returning at quarterback is sophomore Chase Brice (Grayson, Ga.). As observers continually referenced Lawrence and his predecessor Kelly Bryant throughout the 2018 preseason, Swinney was adamant that he had three quarterbacks with whom he could win the ACC, including Brice. He played a pivotal role in that regard, cementing a place in Clemson lore by leading a 94-yard game-winning drive against Syracuse, including a key conversion pass on fourth-and-six, in place of an injured Lawrence.

Clemson's quarterbacks will be joined in the backfield by the reigning ACC Player-of-the-Year, junior running back Travis Etienne (Jennings, La.). In his sophomore campaign in 2018, the All-American shattered Clemson records in rushing yards (1,658), rushing touchdowns (24) and total touchdowns (26). He became only the second Clemson running back ever to be named a Doak Walker Award finalist, joining Clemson legend C.J. Spiller (2009).

While Etienne set records in a number of rushing categories last season, he did not lead the position group in yards per carry. That distinction belonged to Lyn-J Dixon (Butler, Ga.), who set a school record among qualified players by averaging 8.82 yards per carry. As a first-year freshman, Dixon scored five rushing touchdowns, three of which covered at least 50 yards. Dixon tied for eighth in the country in carries of 50-plus yards (4), and he reached that mark on only 62 carries while all other members of the top 10 recorded at least 125 attempts.

While college football fans and observers will note the absence of long-time target Hunter Renfrow, the Tigers return their top three wide receivers from 2018 in terms of both receiving yardage and receiving touchdowns.

Sophomore Justyn Ross (Phenix City, Ala.) announced his presence on a national stage in a big way as a first-year freshman in 2018, combining for 12 catches, 301 yards and three touchdowns in College Football Playoff games against No. 3 Notre Dame and No. 1 Alabama. Despite not starting a game, he led Clemson with 1,000 receiving yards a season ago, including nine touchdowns among his 46 receptions. He



REIGNING
ACC PLAYER-
OF-THE-YEAR
TRAVIS ETIENNE
RETURNS WITH
2,424 RUSHING
YARDS IN JUST
TWO SEASONS
AT CLEMSON.

2019 OUTLOOK

XAVIER THOMAS RETURNS AS ONE OF THE MOST FEARED PASS RUSHERS IN THE ACC.



joined Sammy Watkins (1,219 in 2011) as the only players in school history to post 1,000 receiving yards as a freshman.

Junior Tee Higgins (Oak Ridge, Tenn.) led the Tigers a season ago in receptions (59) and receiving touchdowns (12), gaining 936 yards while starting all 15 contests. He collected Second-Team All-ACC honors as he became only the fourth player in school history with 12 receiving touchdowns in a season. Fellow Tennessee native Amari Rodgers (Knoxville, Tenn.) returns at wide receiver as well following a sophomore season in which he posted 575 yards and four touchdowns while finishing second on the squad with 55 receptions. Between Rodgers and Higgins, the Tigers have two receivers coming off 50-catch seasons returning for the first time since 2015 (Artavis Scott, Mike Williams).

Among the other returning targets at wide receiver this season under the guidance of 2018 Broyles Award finalist Jeff Scott are senior Diondre Overton (Greensboro, N.C.), junior Cornell Powell (Greenville, N.C.) and sophomore Derion Kendrick (Rock Hill, S.C.).

Overton had three receiving touchdowns in 2018, including a key score in a road win at Texas A&M. Powell returns after a mid-career redshirt after four games a season ago, and Kendrick is a versatile, explosive option who has contributed at kick returner and quarterback in addition to his role at receiver. The group also returns juniors T.J. Chase (Plant City, Fla.) and Will Swinney (Clemson, S.C.), both of whom had at least one receiving touchdown in 2018.

Opportunities abound for Tiger tight ends in 2019. Veterans Milan Richard, Cannon Smith and Garrett Williams combined to play 161 career games for the Tigers from 2015-18. Richard and Smith have since completed their careers and Williams is evaluating whether or not to forgo his final season of eligibility to enter the military. The most experienced member of the unit entering 2019 is junior J.C. Chalk (Argyle, Texas), who has appeared in 24 career contests. Additional contributions could come from two incoming freshmen, Davis Allen (Calhoun, Ga.) and Jaelyn Lay (Atlanta, Ga.).

Despite losing the most experienced player in Clemson football history, Offensive Line Coach Robbie Caldwell returns an offensive line whose extensive experience will be matched by its versatility. Gone is left tackle Mitch Hyatt, who recorded school records in career snaps (3,754) and career starts (57). However, the unit, which was a semifinalist for the Joe Moore Award, welcomes back three All-ACC performers among nine returning linemen who played at least 100 snaps a season ago.

The unit will be anchored by four seniors, Tremayne Anchrum (Powder Springs, Ga.), Gage Cervenka (Greenwood, S.C.), Sean Pollard (Jackson Springs, N.C.) and John Simpson (North Charleston, S.C.). Anchrum was a Second-Team All-ACC selection in 2018 who started all 15 games at right tackle. Cervenka, who holds a share of the Clemson position record with 43 bench press reps at 225 pounds, is a candidate at center after playing primarily at guard a season ago.

Pollard is a returning Second-Team All-ACC selection who has played at both offensive guard and offensive tackle throughout his career and was a revelation for Clemson as an option at center in the spring. Simpson was a third-team all-conference honoree whose 858 snaps a season ago are the most of any returning player on the roster.

Beyond that veteran group, the unit is fortified by a number of players who saw playing time through the 2018 campaign. Two Ohio natives, sophomores Matt Bockhorst (Cincinnati, Ohio) and Jackson Carman (Fairfield, Ohio), could both be in line for larger roles after providing a physical presence along the line in 2018. Junior Cade Stewart (Six Mile, S.C.) started at guard for Clemson in a road win at Texas A&M.

Lettermen expected to return on the two-deep also include junior Chandler Reeves (McDonough, Ga.) and sophomore Blake Vinson (Ocala, Fla.), and redshirt freshman Jordan McFadden (Spartanburg, S.C.) could also factor into the mix.

DEFENSE

Defensive Coordinator Brent Venables joined the Tigers in 2012 following a 2011 season in which Clemson was 71st and total defense and 81st in scoring defense. In his seven seasons at Clemson, he has turned the unit into a perennial top-10 finisher.

Clemson has finished in the top 10 in the country in total defense in all five seasons of the College Football Playoff era and has finished among the top 10 in scoring defense in four of those campaigns. Yet, for all of the success Venables' defenses had produced in his Clemson tenure, the 2018 unit accomplished a first in school history, leading the country in scoring defense by allowing only 13.1 points per game.

All four of the All-Americans that comprised Clemson's starting defensive line a year ago (Clelin Ferrell, Christian Wilkins, Dexter Lawrence, Austin Bryant) have departed for the professional ranks, providing opportunities for a number of young defensive playmakers.

Observers need not go further than asking former Syracuse quarterback Eric Dungey about Clemson

sophomore defensive end Xavier Thomas (Florence, S.C.). The freshman All-American and consensus top-five recruit from the class of 2018 posted 43 tackles, 10.5 for loss and 3.0 sacks, including a highlight-reel sack of Dungey on the final drive of Clemson's come-from-behind victory against the Orange.

Recruiting classmate K.J. Henry (Winston-Salem, N.C.) returns after electing to red shirt a year ago, when he personally approached the coaching staff with the idea after playing four games early in the season.

The defensive end group also includes junior Justin Foster (Shelby, N.C.), a trusted option by the coaching staff who had a sack and a recovered fumble at Texas A&M last year, as well as sophomore Logan Rudolph (Rock Hill, S.C.), who totaled 13 tackles in reserve. The staff has also expressed enthusiasm about Justin McColl (Snellville, Ga.), who redshirted his first season at Clemson last year.

The spring provided an opportunity for Clemson to rapidly develop some depth at defensive tackle, as Nyles Pinckney (Beaufort, S.C.) and Jordan Williams (Virginia Beach, Va.), both presumptive favorites to start, were sidelined while recovering from injuries. Those absences provided spring reps for junior Xavier Kelly (Wichita, Kan.), who converted from defensive end prior to the 2018 season, as well as redshirt freshman Darnell Jefferies (Covington, Ga.) and first-year freshmen Tyler Davis (Apopka, Fla.) and Etinosa Reuben (Kansas City, Mo.).

Clemson graduated an experienced corps of linebackers in 2018, but coaches are intrigued by the athletic group taking the reins in 2019. The lone returning starter in the group is junior Isaiah Simmons (Olathe, Kan.), a converted safety who led the team with 97 tackles in 15 games (14 starts) in his first year as the team's hybrid linebacker in 2018.

The NFL draft declaration of Tre Lamar opened a larger role for middle linebacker Chad Smith (Sterling, Va.), and the departure of 40-game starter Kendall Joseph at linebacker could result in James Skalski (Sharpsburg, Ga.) earning the starting role after taking an advantage of new NCAA rules that enabled him to take a mid-career redshirt in 2018. Redshirt sophomore Baylon Spector (Calhoun, Ga.) and redshirt freshman Mike Jones Jr. (Nashville, Tenn.) could also carve out roles as well.

The script has flipped for Clemson in the defensive backfield, where a year ago the Tigers were in search of depth at safety to match the team's experience in the front seven. Now, the Clemson defense is led by two senior safeties in Tanner Muse (Belmont, N.C.) and K'Von Wallace (Richmond, Va.) who have played a combined 88 career games with 45 combined starts. Behind that duo, the Tigers return senior Denzel Johnson (Columbia, S.C.) and junior Nolan Turner (Vestavia Hills, Ala.), both of whom answered any questions about the team's safety depth by emerging as reliable contributors in all 15 games in 2018.

At corner, the veteran presence will be provided by junior A.J. Terrell (Atlanta, Ga.), who led the team with three interceptions in 2018, including a 44-yard pick-six to jumpstart Clemson's 44-16 national championship victory over Alabama. The cornerback group also returns three sophomores who saw action a season ago, including Mario Goodrich (Kansas City, Mo.) and Kyler McMichael (Atlanta, Ga.), who played 26 combined games as true freshmen in 2018, and LeAnthony Williams (Atlanta, Ga.), who played seven games as a redshirt freshman.

The unit added an unknown X-factor in the spring when the coaching staff began cross-training Kendrick at cornerback. He impressed immediately, recording an interception against the first-team offense in an early spring scrimmage, and in early April, Swinney noted that the presence of Kendrick was a luxury to have a player that could start for the Tigers on either side of the ball.

2019 OUTLOOK



B.T. POTTER HAD 79 TOUCHBACKS AS A FRESHMAN IN 2018.

SPECIAL TEAMS

Gone is placekicker Greg Huegel, who exited Clemson ranked first in school history in career extra points (217) and second in career scoring (379 points), as well as Alex Spence, who served as the primary placekicker in 2017 after losing Huegel to injury. Among those hoping to secure the role moving forward are sophomore

B.T. Potter (Rock Hill, S.C.) and senior Steven Sawicki (Fayetteville, N.C.). Potter hit his lone field-goal attempt in 2018, a 24-yarder at Florida State, while Sawicki made three field goals in the 2019 Spring Game.

Potter is the team's incumbent kickoff specialist after making an immediate impact in that role in 2018. His school-record 79 touchbacks on 114 kickoffs a season ago ranked third in the country and more than doubled the single-season touchback output by any other kickoff specialist in the Swinney era.

Clemson has multiple options at punter, including returning two-year starter Will Spiers (Cameron, S.C.), a junior who Swinney credited for capitalizing on momentum created by his strong finish to the 2018 season. Spiers posted his second-highest, single-game punting average of the 2018 season in the national championship against Alabama, including an early 51-yarder that flipped field position and set up Terrell's pick-six on the ensuing Alabama drive. Sawicki also offers punting experience, having punted 122 times at North Carolina A&T prior to transferring to Clemson. First-year freshman Aidan Swanson (Tampa, Fla.) now joins the group after finishing his prep career at IMG Academy.

The field goal and punting units will benefit from the return of the battery of Swinney at holder and long snapper Patrick Phibbs (Pittsburgh, Pa.). Phibbs was the team's snapper on field goals and PATs in 2018 and could add snapping responsibilities for punts in 2019.

Including an onside kick recovery by Diondre Overton credited as a return, six Tigers returned at least one kickoff or punt for Clemson in 2018, and all six of those players return in 2019. Kendrick led Clemson in kickoff returns (13) and kickoff return yards (299) last year. Powell (117 yards on four returns) was the team's primary kickoff returner for the first four games of the season prior to taking a redshirt, and Rodgers and Dixon both contributed one kickoff return each.

FUTURE TIGER OPPONENTS

2020

Home Akron, The Citadel, Louisville, NC State, South Carolina, Syracuse, Virginia
Away Boston College, Florida State, Georgia Tech, Notre Dame, Wake Forest

2021

Home Boston College, Connecticut, Florida State, Georgia Tech, SC State, Wake Forest, Wyoming
Away Louisville, NC State, Pittsburgh, South Carolina, Syracuse

2022

Home Furman, Louisiana Tech, Louisville, Miami (Fla.), NC State, South Carolina, Syracuse
Away Boston College, Florida State, Georgia Tech, Notre Dame, Wake Forest

2023

Home Boston College, Florida Atlantic, Florida State, Georgia Tech, Notre Dame, Wake Forest, Wofford
Away Duke, Louisville, NC State, South Carolina, Syracuse

2024

Home Appalachian State, The Citadel, Louisville, NC State, South Carolina, Syracuse, Virginia Tech
Away Boston College, Florida State, Georgia Tech, Wake Forest
Neutral Georgia (Atlanta, Ga.)

On punts, Rodgers set a Clemson single-season record in 2018 with 39 punt returns and finished one-yard shy of producing the 10th season with 300 punt return yards in school history. He helped secure Clemson's ACC Atlantic Division-clinching win at Boston College in November with a 58-yard punt return touchdown.

POST-SPRING DEPTH CHART

CLEMSON OFFENSE

Pos.	#	Player	Hgt	Wgt	Cl.
LT	79	JACKSON CARMAN	6-5	355	So.
	72	Blake Vinson	6-4	295	*So.
LG	74	JOHN SIMPSON	6-4	330	Sr.
	65	Matt Bockhorst	6-4	300	*So.
C	76	SEAN POLLARD	6-5	320	Sr.
	62	Cade Stewart	6-3	300	*Jr.
RG	59	GAGE CERVENKA	6-3	325	*Gr.
	78	Chandler Reeves	6-6	295	*Jr.
RT	73	TREMAINE ANCHURUM	6-2	310	Sr.
	71	Jordan McFadden	6-3	290	*Fr.
TE	25	J.C. CHALK	6-3	260	*Jr.
	88	BRADEN GALLOWAY	6-4	235	So.
WR	5	TEE HIGGINS	6-4	205	Jr.
	14	Diondre Overton	6-4	205	Sr.
QB	16	TREVOR LAWRENCE	6-6	215	So.
	7	Chase Brice	6-3	225	*So.
RB	12	Ben Batson	6-0	215	*Fr.
	9	TRAVIS ETIENNE	5-10	215	Jr.
WR	23	Lyn-J Dixon	5-10	190	So.
	8	JUSTYN ROSS	6-4	205	So.
WR	18	T.J. Chase	6-0	185	*Jr.
	10	Joseph Ngata	6-4	215	Fr.
WR	22	Will Swinney	5-8	185	Jr.
	3	AMARI RODGERS ^{INJ}	5-10	210	Jr.
WR	17	Cornell Powell	6-0	210	*Jr.
	13	Brannon Spector	6-1	190	Fr.

CLEMSON DEFENSE

Pos.	#	Player	Hgt	Wgt	Cl.
DE	35	JUSTIN FOSTER	6-2	265	Jr.
	5	K.J. Henry	6-4	240	*Fr.
DT	44	NYLES PINCKNEY ^{INJ}	6-1	305	*Jr.
	22	Xavier Kelly	6-4	295	*Jr.
DT	59	JORDAN WILLIAMS ^{INJ}	6-4	305	*So.
	13	Tyler Davis	6-1	290	Fr.

Pos.	#	Player	Hgt	Wgt	Cl.
DE	3	XAVIER THOMAS	6-2	260	So.
	54	Logan Rudolph	6-2	240	*So.
SLB/NB	11	ISAIAH SIMMONS	6-4	225	*Jr.
	6	Mike Jones Jr.	6-0	225	*Fr.
MLB	43	CHAD SMITH	6-3	240	*Gr.
	47	JAMES SKALSKI	6-0	240	*Jr.
WLB	10	Baylon Spector	6-1	225	*So.
	1	DERION KENDRICK	6-0	180	So.
CB	31	Mario Goodrich	6-0	190	So.
	12	K'VON WALLACE	5-11	210	Sr.
SS	14	Denzel Johnson	6-0	205	*Sr.
	19	TANNER MUSE	6-1	230	*Gr.
FS	24	Nolan Turner	6-1	195	*Jr.
	8	A.J. TERRELL	6-2	190	Jr.
CB	2	Kyler McMichael	6-0	200	So.

CLEMSON SPECIALISTS

Pos.	#	Player	Hgt	Wgt	Cl.
PK	29	B.T. POTTER	5-10	175	So.
	98	Steven Sawicki	6-3	240	*Sr.
P	48	WILL SPIERS	6-5	225	*Jr.
	39	Aidan Swanson	6-3	170	Fr.
KO	29	B.T. Potter	5-10	175	So.
	98	Steven Sawicki	6-3	240	*Sr.
LS	58	Patrick Phibbs	6-2	210	*Sr.
	46	Jack Maddox	6-3	215	*So.
H	52	Tyler Brown	6-0	215	*So.
	22	Will Swinney	5-8	185	Jr.
PR	48	Will Spiers	6-5	225	*Jr.
	3	Amari Rodgers ^{INJ}	5-10	210	Jr.
KOR	1	Derion Kendrick	6-0	180	So.
	17	Cornell Powell	6-0	210	*Jr.
&	23	Lyn-J Dixon	5-10	190	So.

* - spent one season as a redshirt player; ^ - has another year of eligibility remaining in 2020;
^{INJ} - did not complete spring practice due to injury

HEAD COACH DABO SWINNEY



DABO SWINNEY

- HEAD COACH**
- 11TH FULL SEASON AS HEAD COACH**
- 17TH SEASON AT CLEMSON**
- ALABAMA '93**

An illustrious coaching heritage is embedded in the foundation of Clemson football. At the dawn of the 20th century, the Tigers were led by future College Football Hall of Famer John Heisman. Hall of Famers Jess Neely, Frank Howard and Danny Ford followed in Heisman's winning tradition.

In only 11 seasons at Clemson (10 full seasons), Dabo Swinney has carved his name into that foundation, elevating himself amid a pantheon of Clemson greats by becoming the first coach in program history to lead Clemson to multiple national championships.

Swinney and Clemson's 2018 season was one for which statistics and superlatives accumulated in historic fashion. The Tigers became the first major college football team in the modern era (and the first since the Penn Quakers in 1897) to finish a season with a 15-0 record.

The list of "firsts" was long and distinguished. Clemson became the first ACC program to beat Florida State in four consecutive years, handing the Seminoles their worst home loss in school history. It became the first program to win four consecutive Atlantic Division titles. And with a 42-10 win against Pitt in the ACC Championship Game, the Tigers became the first program to win four consecutive ACC titles outright.

Clemson's 15 wins included a school-record 12 against teams who finished with winning records. Clemson won by an average margin of 31.1 points per game, the best in the nation and the second-largest in school history, trailing only a 35.3-point average margin in

1900. Among the seasons it passed was a 30.4-point average margin in 1901, a season in which Clemson won one of its five games by a score of 122-0.

Clemson set school records in points (664) and total offense (7,718, also an ACC record). Conversely, the defense held opponents to 13.1 points per game, leading the country in scoring defense for the first time in school history.

A critical point in the season came four games into the campaign. Following a 49-21 win at Georgia Tech in which true freshman quarterback Trevor Lawrence threw for four touchdowns in reserve, Swinney and the coaching staff elected to name Lawrence the starter, supplanting senior Kelly Bryant, who had led the Tigers to a 16-2 career record as a starter.

With Lawrence leading Swinney's Tigers, Clemson took flight. After a dramatic come-from-behind 27-23 win against Syracuse after Lawrence exited the game with an injury, Clemson rattled off 10 consecutive wins of 20 points or more to conclude the season, including blowout wins of No. 3 Notre Dame in the Cotton Bowl and No. 1 Alabama in the College Football Playoff National Championship.

Seven players earned first- or second-team All-America honors, including a school-record three players who collected consensus honors. The 2018 Tigers produced a team-record 18 All-ACC selections and became the first team to produce the ACC Player-of-the-Year, ACC Offensive Player-of-the-Year, ACC Defensive Player-of-the-Year, ACC Offensive Rookie-of-the-Year and ACC

THE SWINNEY FILE

PLAYING EXPERIENCE

Lettered three years at Alabama (1990-92); also a member of the 1989 team ... member of the 1992 National Championship team ... Academic All-SEC and SEC Scholar-Athlete Honor Roll member in 1990,92.

BOWL PARTICIPATION AS A PLAYER

1990 Sugar Bowl ... 1991 Blockbuster Bowl ... 1991 Fiesta Bowl ... 1993 Sugar Bowl.

EDUCATION

B.S. degree in commerce & business administration from Alabama in 1993 ... master of business administration from Alabama in 1995.

COACHING EXPERIENCE

Graduate assistant coach at Alabama (1993-95) ... wide receivers/tight ends at Alabama (1996) ... tight ends at Alabama (1997) ... wide receivers at Alabama (1998-00) ... wide receivers at Clemson (2003-06) ... assistant head coach/wide receivers at Clemson (2007 - Oct. 13, 2008) ... interim head coach/offensive coordinator at Clemson (Oct. 13 - Dec. 1, 2008) ... head coach at Clemson (2009-18).

BOWL SEASONS AS AN ASSISTANT COACH

1994 Gator Bowl ... 1995 Citrus Bowl ... 1997 Outback Bowl ... 1998 Music City Bowl ... 2000 Orange Bowl ... 2004 Peach Bowl ... 2005 Champs Sports Bowl ... 2006 Music City Bowl ... 2007 Chick-fil-A Bowl.

BOWL SEASONS AS A HEAD COACH

2009 Gator Bowl ... 2009 Music City Bowl ... 2010 Meineke Car Care Bowl ... 2012 Orange Bowl ... 2012 Chick-fil-A Bowl ... 2014 Orange Bowl ... 2014 Russell Athletic Bowl ... 2015 Orange Bowl ... 2015 CFP National Championship Game ... 2016 Fiesta Bowl ... 2016 CFP National Championship Game ... 2018 Sugar Bowl ... 2018 Cotton Bowl ... 2018 CFP National Championship Game.

HEAD COACHING RECORD

116-30 (.795) in 11 seasons (10 full seasons) at Clemson ... 69-16 (.812) in ACC regular-season games at Clemson ... 5-1 (.833) in ACC Championship Games at Clemson ... 9-5 (.643) in bowl games at Clemson.

PERSONAL DATA

Born Nov. 20, 1969 in Birmingham, Ala. ... married to the former Kathleen Bassett ... the couple has three sons (Will, Drew, Clay).

Coach-of-the-Year in a single season since Florida State in 1997.

Accolades also accumulated for Swinney, who earned his second career ACC Coach-of-the-Year selection and brought home the Woody Hayes Award as national coach-of-the-year. Less than a week after winning the national title, he also won the Paul "Bear" Bryant Award, becoming the first three-time winner in the award's history. With the 2018 Bryant and Hayes Awards, Swinney has now won national coach-of-the-year honors from at least one organization in five of the last seven years.

The 2018 season was preceded by a 2017 campaign in which Clemson was on a mission to prove that it was built to last. Swinney guided the team to a 12-2 record, an ACC title and a College Football Playoff berth despite having only six scholarship seniors and losing players who accounted for 77 percent of the offense during the 2016 national championship season.

While Clemson was ranked No. 5 in the preseason AP poll, few expected the Tigers to be ranked No. 1 in both polls and the College Football Playoff ranking entering the bowl season. In fact, Clemson was not even the preseason choice to win the ACC Atlantic Division.

Despite a setback in the Sugar Bowl to the eventual national champion, Alabama, Clemson finished ranked No. 4 in both polls. Swinney joined Bobby Bowden as the only ACC head coaches to lead a program to a final top-five ranking three straight seasons, a streak he upped to four in a row in the 2018 season. He was inducted into the Alabama Sports Hall of Fame following the season.



HOWARD'S
ROCK

THE SWINNEY FAMILY - DABO AND
WIFE, KATHLEEN, WITH (FROM LEFT
TO RIGHT) DREW, CLAY AND WILL.

HEAD COACH DABO SWINNEY

Clemson's school-record six wins over top-25 teams in 2017, also a national best, included a school-record four on opponents' home fields and five away from home. The defense, including three defensive linemen, featured four players who were named All-American, helping Clemson rank in the top four in the nation in scoring defense (No. 2) and total defense (No. 4). Clemson led the ACC in the four major defensive categories (scoring, total, rushing, passing), a first in program history.

The 2016 Tigers lived up to their hype after compiling a 14-1 record and earning a spot in the College Football Playoff for the second-straight year. Along the way, Clemson knocked off five top-25 foes.

Clemson defeated the top two teams in the national polls in consecutive games in the College Football Playoff at the end of the season. The Tigers blanked Ohio State, 31-0, in the Fiesta Bowl, the first shutout suffered by head coach Urban Meyer in his career and the first for Ohio State since 1993.

The Tigers then earned a rematch with No. 1 Alabama, and for the first time in school history, took down the top-ranked team in a second epic battle with the storied Crimson Tide program. Quarterback Deshaun Watson's touchdown pass to Hunter Renfrow with one second left on the clock gave Clemson a dramatic 35-31 victory in Tampa, Fla. Swinney received the Bear Bryant Award as national coach-of-the-year for the second consecutive season.

Swinney coached Watson to two record-setting seasons in 2015 and 2016. The two-time Heisman Trophy finalist became the first player in FBS history to total 4,000 passing yards and 1,000 rushing yards in a season in 2015, and he followed by setting an ACC record with 41 passing touchdowns in 2016. Watson won the

Davey O'Brien Award and Manning Award in back-to-back seasons.

From 2011-18, Clemson compiled an 97-15 record, the most wins in an eight-year period in school history. Clemson enters the final year of the decade having won 103 games in the 2010s, marking the first 100-win decade in Clemson history.

Clemson was in the top 10 of APR scores and the final top 25 of the AP and USA Today polls from 2011-15, the only FBS program that could make that claim. In 2017, Clemson became the first school to reach the College Football Playoff and finish in the top five of APR scores in the same year. Clemson is one of only three programs to earn Top 10 percent APR recognition from the NCAA in at least eight of the last nine years. In 2018, Clemson produced the Campbell Trophy winner (known colloquially as the "Academic Heisman") in Christian Wilkins and won the program's first AFCA Academic Achievement Award.

In 11 years (10 full seasons) as the Tigers' head coach, Swinney has directed Clemson to a 116-30 overall record (.795, best by a Tiger coach) and 69-16 ACC regular-season mark (.812). He has also led the Tigers to the ACC Championship Game six times, won five ACC titles, won or shared seven ACC Atlantic Division titles and won nine bowl games (seven against top-10 teams). His teams have compiled 30 wins over ranked teams in his head-coaching career, including 15 over top-10 opponents.

Swinney guided Clemson to the No. 1 national ranking in every College Football Playoff poll in 2015 and led the Tigers to their first national championship game appearance under the new format after his team defeated Oklahoma, 37-17, in the 2015 Orange Bowl. The Tigers led Alabama in the fourth quarter of the cham-

SWINNEY'S COACHING RECORD

Year	School	Position(s)	W-L	Bowl(s)
1993	Alabama	GA	9-3-1	Gator
1994	Alabama	GA	12-1	Citrus
1995	Alabama	GA	8-3	
1996	Alabama	WR,TE	10-3	Outback
1997	Alabama	TE	4-7	
1998	Alabama	WR	7-5	Music City
1999	* Alabama	WR	10-3	Orange
2000	Alabama	WR	3-8	
2003	Clemson	WR	9-4	Peach
2004	Clemson	WR	6-5	
2005	Clemson	WR	8-4	Champs Sports
2006	Clemson	WR	8-5	Music City
2007	Clemson	AHC,WR	9-4	Chick-fil-A
2008	Clemson	AHC,WR	3-3	
	Clemson	IHC	4-2	
	Clemson	HC	0-1	Gator
2009	Clemson	HC	9-5	Music City
2010	Clemson	HC	6-7	Meineke Car Care
2011	* Clemson	HC	10-4	Orange
2012	Clemson	HC	11-2	Chick-fil-A
2013	Clemson	HC	11-2	Orange
2014	Clemson	HC	10-3	Russell Athletic
2015	* Clemson	HC	14-1	Orange, CFPNGC
2016	** Clemson	HC	14-1	Fiesta, CFPNGC
2017	* Clemson	HC	12-2	Sugar
2018	** Clemson	HC	15-0	Cotton, CFPNGC

* - conference champion; ^ - national champion

Years as a full-time college coach:	24
Winning seasons:	21
Bowl seasons:	20
Record as an assistant coach:	106-58-1 (.645)
Record as a head coach:	116-30 (.795)
Record at Clemson (assistant & head coach):	159-55 (.743)

pionship contest, but came up just short (45-40) in an epic game in Glendale, Ariz.

Following the team's 14-1 record and No. 2 final ranking, he was the recipient of 10 national and two ACC coach-of-the-year honors.

In 2015, a then-Tiger-record 17 players were named to one of three All-ACC teams, including all five starting offensive linemen for the first time in school history. In 2016, 15 players were honored, including a school-record three first-team All-ACC offensive line selections.

The 2012, 2013 and 2014 seasons were also noteworthy, with three top-15 final rankings. Each of Clemson's teams from 2011-18 registered double-digit wins, the first time the program did it eight straight seasons. Only Alabama has duplicated the feat.

With a 2014 Russell Athletic Bowl victory (40-6) over Oklahoma, Swinney became the first and only coach in history to win three bowl games in consecutive seasons over teams whose head coaches had previously won the national title. He upped that mark to five years in a row in 2016.

Clemson capped off the 2013 season with a thrilling 40-35 victory over No. 6 Ohio State in the Orange Bowl. Clemson had an 11-2 record after finishing 7-1 in ACC regular-season games. It marked Clemson's first back-to-back 11-win seasons in school history. For the fourth time in his first five full seasons as head coach, Swinney was a finalist for the Liberty Mutual National Coach-of-the-Year in 2013.

The 2012 season (11-2) was a groundbreaking year for Swinney's Tigers when looking at the overall consistency of the program. The seven conference wins in the regular season were then a school record, while Clemson was co-champion of the ACC Atlantic Division.

With Clemson's thrilling 25-24 win over No. 7 Louisiana State in the 2012 Chick-fil-A Bowl, the Tigers finished the season ranked No. 9 in the USA Today poll. It was Clemson's first top-10 finish in one of the two major polls since 1990. Clemson also reached the 11-win mark for the first time since its 1981 national championship season.

Swinney's 2011 squad, which ended the season ranked No. 22 in the nation, captured Clemson's first



DABO SWINNEY AND THE TIGERS HAVE CAPTURED TWO OF THE LAST THREE NATIONAL CHAMPIONSHIPS.

HEAD COACH DABO SWINNEY

ACC title since 1991 when it beat No. 3 Virginia Tech, 38-10, in the ACC Championship Game in Charlotte, N.C. It gave Clemson its first 10-win season since 1990. For his efforts, Swinney was named Bobby Dodd National Coach-of-the-Year in 2011 to become the first Tiger head coach to win a national coach-of-the-year award since Ford in 1981.

In 2010, Swinney became just the second Tiger coach to lead Clemson to a bowl game in his first two full years as head coach, joining his predecessor, Tommy Bowden. The 2010 schedule was one of the most challenging in school history, as nine bowl teams were on the regular-season slate and two of the four non-conference opponents were ranked in the top 25.

In 2009, Swinney's first full season as head coach at Clemson, he led the Tigers to their first championship of the ACC Atlantic Division. The Tigers came just six points short of winning their first ACC title in 18 years. Swinney was named ACC Coach-of-the-Year by Sporting News and was a finalist for the Liberty Mutual Coach-of-the-Year.

In October 2008, Swinney was named Clemson's interim head coach, replacing Bowden, who had been his position coach as a player at Alabama and was Clemson's head coach since 1999. He led the Tigers to a 4-2 record during the remainder of the 2008 regular season, including a win over South Carolina in the regular-season finale to earn a Gator Bowl bid against Nebraska.

On Dec. 1, 2008, Swinney's interim tag was removed and he was named the program's head coach. At the time, there had been 28 interim head coaches at the FBS level since 1970, and those coaches had combined for a record of 26-86-2. Only one of those 28 interim coaches posted a winning record, and that was Swinney. When he was hired as head coach, he became just the second interim coach to be elevated to the head coach position at the same school during that time period.

Swinney hit the ground running in his first week as interim head coach, as he prepared for a 5-1 Georgia Tech team. He had to reorganize his staff and regroup his team and the fanbase in just five days. While the Tigers lost by four points, he accomplished many goals in that first week through his outstanding leadership. One of the most impressive demonstrations of unity came during the team's "Tiger Walk."



CLEMSON HAS TOTALED 55 WINS THE LAST FOUR SEASONS UNDER DABO SWINNEY.

Swinney has demonstrated his community involvement through Dabo's All In Team Foundation, which made the first contribution to the cancer fund estab-

lished for former Boston College linebacker Mark Herzlich. Many schools followed his lead during the remainder of the season.

MISCELLANEOUS RECORDS UNDER SWINNEY

Clemson's Record When...	2008	2009	2010	2011	2012	2013	2014	2015	2016	2017	2018	Totals
Playing all games	4-3	9-5	6-7	10-4	11-2	11-2	10-3	14-1	14-1	12-2	15-0	116-30
Scoring first	4-2	6-4	5-5	7-3	8-2	10-0	7-2	9-0	9-0	10-0	11-0	86-18
Leading at end of first quarter	4-0	5-2	5-3	5-2	6-2	8-0	6-0	9-1	10-0	8-0	11-0	77-10
Tied at end of first quarter	0-2	3-0	0-1	2-0	1-0	2-1	2-0	2-0	3-1	2-0	3-0	20-5
Trailing at end of first quarter	0-1	1-3	1-3	3-2	4-0	1-1	2-3	3-0	1-0	2-2	1-0	18-15
Leading at halftime	4-1	8-1	6-2	5-0	10-2	8-0	8-1	12-0	13-1	11-0	14-0	99-8
Tied at halftime	0-0	0-0	0-0	3-0	0-0	1-0	1-1	0-1	0-0	0-0	0-0	5-2
Trailing at halftime	0-2	1-4	0-5	2-4	1-0	2-2	1-1	2-0	1-0	1-2	1-0	12-20
Leading at end of third quarter	4-1	7-1	5-1	8-0	9-0	10-0	10-0	13-1	12-1	11-0	14-0	103-5
Tied at end of third quarter	0-0	1-0	0-0	0-0	1-0	0-1	0-1	1-0	0-0	1-1	0-0	4-3
Trailing at end of third quarter	0-2	1-4	1-6	2-4	1-2	1-1	0-2	0-0	2-0	0-1	1-0	9-22
Tied at end of fourth quarter	0-0	1-0	0-1	0-0	0-0	0-0	0-1	0-0	1-0	0-0	0-0	2-2
Totaling more total yards	4-0	8-0	3-3	10-0	10-0	10-1	9-1	13-1	13-1	10-0	13-0	104-7
Totaling more rushing yards	3-0	8-1	4-1	7-1	6-1	8-1	8-1	11-1	9-0	11-0	12-0	88-7
Totaling more passing yards	2-2	6-2	4-5	9-2	8-0	10-1	8-2	11-1	13-1	7-1	11-0	89-17
Totaling more first downs	2-0	5-1	3-3	9-0	10-0	9-0	10-0	13-1	13-1	10-0	13-0	97-6
Winning time of possession	4-1	3-0	4-3	5-0	6-0	2-0	7-1	11-0	10-1	8-0	4-0	64-6
Winning turnover margin	3-1	7-0	4-1	5-0	5-1	9-0	3-1	6-0	6-0	5-1	8-0	61-5
Tying turnover margin	0-1	2-2	0-3	3-0	3-0	2-0	5-1	2-0	3-0	4-0	3-0	27-7
Losing turnover margin	1-1	0-3	2-3	2-4	3-1	0-2	2-1	6-1	5-1	3-1	4-0	28-18
Rushing for 200+ yards	0-0	4-1	3-0	4-0	5-0	2-0	4-0	11-0	6-0	6-0	10-0	55-1
Having a 100+ yard rusher	0-0	2-2	3-3	4-1	3-0	4-1	4-0	9-0	5-0	2-0	8-0	44-7
Passing for 300+ yards	1-0	1-0	0-0	5-2	9-0	9-0	3-1	6-1	8-1	3-0	5-0	50-5
Playing August games	0-0	0-0	0-0	0-0	0-0	1-0	0-1	0-0	0-0	0-0	0-0	1-1
Playing September games	0-0	2-2	2-1	4-0	4-1	3-0	2-1	3-0	4-0	5-0	5-0	34-5
Playing October games	0-1	3-1	2-3	4-1	3-0	3-1	4-0	5-0	4-0	2-1	3-0	33-8
Playing November games	4-1	3-1	2-2	1-2	3-1	3-1	3-1	4-0	3-1	4-0	4-0	34-10
Playing December games	0-0	1-1	0-1	1-0	1-0	0-0	1-0	2-0	2-0	1-0	2-0	11-2
Playing January games	0-1	0-0	0-0	0-1	0-0	1-0	0-0	0-0	1-0	0-1	1-0	3-4

HEAD COACH DABO SWINNEY



CLEMSON HAS WON FIVE GAMES IN A ROW AGAINST RIVAL SOUTH CAROLINA.

The 1993 Alabama graduate joined the Clemson staff prior to the 2003 season. In his first 16 years as an assistant or head coach, the Tigers finished in the top 25 of the polls 12 times and totaled 37 wins over top-25 teams.

Swinney coached his wide receiver position to a level of consistency that had not been seen previously at Clemson. He had a wideout finish first or second in the ACC in catches in five of his six years as an assistant coach. In his first year, he had three of the top-10

receivers in the ACC, a first in Tiger history. He has coached a first- or second-team All-ACC wideout (Derrick Hamilton, Airese Currie, Chansi Stuckey, Aaron Kelly, Jacoby Ford, Sammy Watkins, DeAndre Hopkins, Artavis Scott, Mike Williams, Tee Higgins) in 14 of his 16 seasons in Tiger town, also unprecedented at Clemson.

The Alabama native has a reputation as one of the top recruiters in the nation. In 2006, he was listed as the No. 5 recruiter in the nation by Rivals. He signed 38 players in his five recruiting seasons as an assistant coach and was a major reason Clemson's 2008 recruiting class was rated No. 2 in the nation by ESPN when he signed 11 players.

When Swinney accepted the interim head coaching position at Clemson on Oct. 13, 2008, he described his feelings as "bittersweet," because he was taking over for Bowden, who had been his first position coach at Alabama in the 1989 season. He had also brought Swinney back to the coaching profession in 2003 and has had a profound effect on his life. Both had followed similar paths as players, as Bowden was a walk-on at West Virginia and Swinney was a walk-on at Alabama.

Swinney received a commerce & business administration degree from Alabama in 1993 after lettering three times (1990-92). A walk-on who went on to earn a scholarship, Swinney was a wide receiver on Alabama's 1992 national championship team. He was also named Academic All-SEC along with being an SEC Scholar-Athlete Honor Roll member in 1990 and 1992.

Along with his appearance in the 1993 Sugar Bowl, his Alabama teams played in the 1990 Sugar Bowl, 1991 Fiesta Bowl and 1991 Blockbuster Bowl. Both Sugar Bowl appearances came after winning the SEC title game.

After his playing career, Swinney served as a graduate assistant at Alabama from 1993-95. In December

116 VICTORIES IN 11 SEASONS

Dabo Swinney enters the 2019 season already 14th in career wins among active FBS head coaches. Swinney's 11 years as a head coach are the fewest among any coach with at least 115 career wins. He is one of only four among that group to have earned all of his FBS wins at one program.

ACTIVE FBS WINS LEADERS

Rk	Head Coach	School(s)	*Years	Wins
1.	Mack Brown	Tulane, North Carolina, Texas	29	238
2.	Nick Saban	Toledo, Michigan State, Louisiana State, Alabama	23	237
3.	Gary Patterson	TCU	19	167
4.	Frank Solich	Nebraska, Ohio	20	164
5.	Kirk Ferentz	Iowa	20	152
6.	Les Miles	Oklahoma State, Louisiana State	16	142
7.	Chris Peterson	Boise State, Washington	13	139
8.	Rocky Long	New Mexico, San Diego State	19	136
9.	Brian Kelly	Central Michigan, Cincinnati, Notre Dame	15	134
10.	Mike Leach	Texas Tech, Washington State	17	133
11.	Mark Dantonio	Cincinnati, Michigan State	15	125
12.	Mike Gundy	Oklahoma State	14	121
13.	Kyle Whittingham	Utah	15	120
14.	Dabo Swinney	Clemson	11	116
15.	Bronco Mendenhall	Brigham Young, Virginia	14	115

* - entering 2019

In his 10th season in 2017, Swinney became only the fourth FBS coach to total 100 wins in his first 10 seasons. Swinney accomplished the feat despite only coaching in seven games as an interim head coach in his first year in 2008.

WINS IN FIRST 10 YEARS

Rk	Head Coach	School(s)	Years	W-L
1.	Bob Stoops	Oklahoma	1999-08	109-24
2.	Chris Petersen	Boise State, Washington	2006-15	107-24
3.	Urban Meyer	Bowling Green, Utah, Florida	2001-10	104-23
4.	Dabo Swinney	Clemson	2008-17	101-30
5.	Paul Johnson	Georgia Southern, Navy	1997-06	99-35

1995, he received a master's degree in business administration from Alabama.

He became a full-time assistant coach at Alabama in February 1996 under head coach Gene Stallings and coached a total of five seasons there on a full-time basis. Swinney was assigned to coach the Crimson Tide's wide receivers and tight ends in 1996, a season that saw Alabama win the SEC West Division title. The following year, he solely coached the tight ends.

In 1998, he coached Alabama's wide receivers, a position he held for three years. At the end of 1999, Swinney coached the Crimson Tide in the 2000 Orange Bowl after winning the SEC Championship Game.

During his time at Alabama, Swinney was a part of six teams with double-digit wins, five top-10 finishes, one national title (1992), three SEC championships (1989,92,99) and five SEC West Division titles (1992,93,94,96,99) as a player and coach.

Swinney married the former Kathleen Bassett in 1994. They have three sons, Will (21), Drew (19) and Clay (16). Will, a junior, and Drew, a redshirt freshman, are both on the 2019 Tiger football team.

SWINNEY'S RECORDS VS. OPPONENTS

Opponent	W	L	T	Win %	CU	Opp.
Alabama	2	2	0	.500	125	116
Appalachian State	1	0	0	1.000	41	10
Auburn	4	1	0	.800	121	89
Ball State	1	0	0	1.000	52	27
Boston College	10	1	0	.909	335	167
Citadel, The	2	0	0	1.000	113	9
Coastal Carolina	1	0	0	1.000	49	3
Duke	3	0	0	1.000	122	33
Florida State	6	5	0	.545	333	305
Furman	2	0	0	1.000	89	14
Georgia	1	1	0	.500	59	80
Georgia Southern	1	0	0	1.000	38	7
Georgia State	1	0	0	1.000	28	0
Georgia Tech	7	5	0	.583	372	288
Kent State	1	0	0	1.000	56	3

Kentucky	1	0	0	1.000	21	13
Louisiana State	1	0	0	1.000	25	24
Louisville	5	0	0	1.000	209	107
Maryland	4	1	0	.800	193	113
Miami (Fla.)	3	1	0	.750	157	70
Middle Tennessee	1	0	0	1.000	37	14
Nebraska	0	1	0	.000	21	26
North Carolina	3	1	0	.750	170	131
NC State	9	1	0	.900	358	231
North Texas	1	0	0	1.000	35	10
Notre Dame	2	0	0	1.000	54	25
Ohio State	2	0	0	1.000	71	35
Oklahoma	2	0	0	1.000	77	23
Pittsburgh	1	1	0	.500	84	53
Presbyterian College	1	0	0	1.000	58	21
South Carolina	6	5	0	.545	320	270

SC State	3	0	0	1.000	184	20
South Florida	0	1	0	.000	26	31
Syracuse	5	1	0	.833	207	97
Texas A&M	1	0	0	1.000	28	26
Texas Christian	0	1	0	.000	10	14
Troy	2	0	0	1.000	73	43
Virginia	3	0	0	1.000	106	34
Virginia Tech	5	0	0	1.000	172	92
Wake Forest	10	0	0	1.000	390	124
West Virginia	0	1	0	.000	33	70
Wofford	2	0	0	1.000	84	37
Totals	116	30	0	.795	5136	2905

Note: Dabo Swinney took over as head coach on Oct. 13, 2008. The last seven games of 2008 are credited to his record; **bold** denotes 2019 opponent.

SUPERLATIVES UNDER DABO SWINNEY

Category	Clemson Team High	Opponent Team High
Total Offense	754 vs. NC State, 11-17-12	667 by Florida State, 9-22-12
Plays	102 vs. NC State, 11-17-12	99 by Louisville, 10-1-16
Yards Per Play	11.6 vs. Louisville, 11-3-18	8.9 by Florida State, 9-22-12
Rushing Yards	492 vs. Louisville, 11-3-18	383 by Georgia Tech, 10-29-11
Carries	63 vs. Miami (Fla.), 10-24-15	67 by Georgia Tech, 10-29-11
Yards Per Carry	13.3 vs. Louisville, 11-3-18	8.0 by Georgia, 8-30-14
Rushing Touchdowns	7 vs. South Carolina, 11-24-18	5 by Florida State, 9-22-12
Passing Yards	580 vs. Pittsburgh, 11-12-16	510 by South Carolina, 11-26-16
Completions	52 vs. Pittsburgh, 11-12-16	32 by West Virginia, 1-4-12
Passing Attempts	70 vs. Pittsburgh, 11-12-16	53 by NC State, 11-17-12
Completion % (min. 10 comp.)	83.3 vs. South Carolina, 11-26-16	77.1 by Florida State, 9-22-12
Passing Efficiency (min. 10 comp.)	231.2 vs. Duke, 11-3-12	207.7 by South Carolina, 11-26-11
Passing Touchdowns	6 vs. many (4)	6 by West Virginia, 1-4-12
Longest Pass	96 vs. Virginia, 11-2-13	94 by Florida State, 10-19-13
First Downs	40 vs. South Carolina, 11-26-16	31 by West Virginia, 1-4-12
Total Touchdowns	11 vs. Louisville, 11-3-18	10 by West Virginia, 1-4-12
Points	73 vs. SC State, 9-6-14	70 by West Virginia, 1-4-12
Field Goals	6 vs. Boston College, 9-19-09	4 by many (3)
Punting Average (min. 3 punts)	51.8 vs. Louisville, 9-16-17	55.0 by Texas A&M, 9-8-18
Time of Possession	38:56 vs. North Carolina, 12-5-15	41:52 by North Texas, 9-4-10
Penalties	15 vs. Ohio State, 1-3-14	16 by Florida State, 10-27-18
Penalty Yards	144 vs. Ohio State, 1-3-14	134 by Florida State, 10-27-18
Turnovers	6 vs. many (3)	6 by North Carolina, 10-22-11
Third-Down Conversions	14 vs. Auburn, 9-17-11	11 by many (3)
Third-Down Conversion %	87.5 vs. Louisville, 11-3-18	66.7 by Florida State, 10-19-13
Punt Return Yards	135 vs. Middle Tennessee, 9-5-09	85 by Georgia Tech, 9-10-09
Kickoff Return Yards	248 vs. Maryland, 10-15-11	290 by North Carolina, 10-22-11
Interception Return Yards	105 vs. Virginia Tech, 12-3-11	147 by Georgia Tech, 11-15-14
Interceptions By Defense	4 vs. South Carolina, 11-29-08	4 by Georgia Tech, 10-18-08
Fumble Return Yards	63 vs. Syracuse, 10-5-13	103 by West Virginia, 1-4-12
Sacks	11 vs. Auburn, 9-9-17	6 by Florida State, 11-8-08
		6 by South Carolina, 11-24-12



CLEMSON HAD A SCHOOL-RECORD 11.6 YARDS PER PLAY AGAINST LOUISVILLE ON NOV. 3, 2018.

Category	Clemson Individual Best	Opponent Individual Best
Total Offense	588 by Deshaun Watson vs. Pittsburgh, 11-12-16	490 by Jake Bentley (South Carolina), 11-24-18
Rushing Yards	233 by C.J. Spiller vs. Georgia Tech, 12-5-09	198 by Todd Gurley (Georgia), 8-30-14
Carries	30 by Roderick McDowell vs. Maryland, 10-26-13	37 by Montel Harris (Boston College), 10-30-10
Rushing Touchdowns	30 by Wayne Gallman vs. Auburn, 9-3-16	4 by Dalvin Cook (Florida State), 10-29-16
Longest Carry	4 by C.J. Spiller vs. Georgia Tech, 12-5-09	82 by Anthony Allen (Georgia Tech), 9-10-09
Passing Yards	89 by Tavien Feaster vs. NC State, 11-4-17	510 by Jake Bentley (South Carolina), 11-24-18
Completions	580 by Deshaun Watson vs. Pittsburgh, 11-12-16	32 by Geno Smith (West Virginia), 1-4-12
Passing Attempts	52 by Deshaun Watson vs. Pittsburgh, 11-12-16	by Jake Bentley (South Carolina), 11-24-18
Completion % (min. 10 comp.)	70 by Deshaun Watson vs. Pittsburgh, 11-12-16	53 by Mike Glennon (NC State), 11-17-12
Passing Efficiency (min. 10 comp.)	95.0 by Cole Stoudt vs. SC State, 9-7-13	77.1 by EJ Manuel (Florida State), 9-22-12
Passing Touchdowns	261.9 by Tajh Boyd vs. Syracuse, 10-5-13	207.7 by Connor Shaw (South Carolina), 11-26-11
Receptions	6 by Deshaun Watson vs. North Carolina, 9-27-14	6 by Geno Smith (West Virginia), 1-4-12
	6 by Deshaun Watson vs. South Carolina, 11-26-16	12 by Tavon Austin (West Virginia), 1-4-12
	16 by Sammy Watkins vs. Ohio State, 1-3-14	12 by Cam Phillips (Virginia Tech), 12-3-16
Receiving Yards	227 by Sammy Watkins vs. Ohio State, 1-3-14	219 by Tobais Palmer (NC State), 11-17-12
Receiving Touchdowns	3 by DeAndre Hopkins vs. Ball State, 9-8-12	4 by Tavon Austin (West Virginia), 1-4-12
	3 by DeAndre Hopkins vs. Duke, 11-3-12	
	3 by Mike Williams vs. South Carolina, 11-26-16	
All-Purpose Yards	345 by Sammy Watkins vs. Maryland, 10-15-11	496 by Tobais Palmer (NC State), 11-17-12
Total Touchdowns	4 by C.J. Spiller vs. Georgia Tech, 12-5-09	4 by Tavon Austin (West Virginia), 1-4-12
Points	24 by C.J. Spiller vs. Georgia Tech, 12-5-09	4 by Todd Gurley (Georgia), 8-30-14
Field Goals	6 by Richard Jackson vs. Boston College, 9-19-09	4 by Dalvin Cook (Florida State), 10-29-16
Punting Average (min. 3 punts)	51.8 by Will Spiers vs. Louisville, 9-16-17	24 by Tavon Austin (West Virginia), 1-4-12
Punt Return Yards	119 by C.J. Spiller vs. Boston College, 9-19-09	24 by Todd Gurley (Georgia), 8-30-14
Kickoff Return Yards	207 by Sammy Watkins vs. Maryland, 10-15-11	24 by Dalvin Cook (Florida State), 10-29-16
Interception Return Yards	86 by Van Smith vs. Ohio State, 12-31-16	4 by many (3)
Interceptions	2 by many (4), many times (6)	55.0 by Braden Mann (Texas A&M), 9-8-18
Fumble Return Yards	63 by Tanner Muse vs. Syracuse, 10-13-17	85 by Jerrard Tarrant (Georgia Tech), 9-10-09
Tackles	18 by Spencer Shuey vs. Georgia, 8-31-13	277 by Tobais Palmer (NC State), 11-17-12
Tackles For Loss	6 by Andre Branch vs. Virginia Tech, 10-1-11	85 by Jamal Golden (Georgia Tech), 11-15-14
Sacks	4 by Andre Branch vs. Virginia Tech, 10-1-11	2 by Morgan Burnett (Georgia Tech), 10-18-08
	4 by Austin Bryant vs. Auburn, 9-9-17	2 by Jemea Thomas (Georgia Tech), 10-29-11
		2 by Jaire Alexander (Louisville), 10-1-16
		99 by Darwin Cook (West Virginia), 1-4-12
		23 by Cole Farrand (Maryland), 10-26-13
		4.5 by Jadeveon Clowney (South Carolina), 11-24-12
		4.5 by Brian Burns (Florida State), 11-11-17
		4.5 by Jadeveon Clowney (South Carolina), 11-24-12

* - in teams' own territory; Note: Teams' "points" and "total touchdowns" include defensive and special teams' points; **bold** denotes a Clemson home game.

FOOTBALL ADMINISTRATION



WOODY McCORVEY

ASSOCIATE AD • FOOTBALL ADMINISTRATION
18TH SEASON AT CLEMSON
ALABAMA STATE '72

Woody McCorvey has been a significant part of the two greatest eras in Tiger football. In the 1980s he was on the staff of hall of fame coach Danny Ford, and helped Clemson to a 60-19-3 record, three ACC titles and four bowl wins. He was on the staff of five Clemson teams that finished in the final top 20 of the AP poll.

Now, McCorvey is back at Clemson, and Dabo Swinney would be the first to say how important he has been in contributing to Clemson's recent run of eight straight seasons of 10+ wins and a final top-25 finish.

"He is my national security advisor," said Swinney. "My experience with him dates to my days as a player at Alabama when he was my position coach. He coached at Clemson in the 1980s under Danny Ford and knows all about our winning tradition. He has been a part of 14 conference title teams in his impressive career."

The 2019 season is his 42nd in college football as either a coach or an administrator. He came back to Clemson for the 2009 season, Swinney's first full year, and he has helped him bring the Tigers to a level of consistent excellence that culminated in national championships following the 2016 and 2018 seasons.

With Ford's induction in 2017, McCorvey has now worked for three coaches in the College Football Hall of Fame. He has also been in significant coaching roles with Gene Stallings and Phil Fulmer. He has worked for four national championship coaches in Ford, Fulmer, Stallings and Swinney.

Swinney has a 112-27 record as head coach since McCorvey joined his staff. That includes seven wins over top-10 teams in bowl games the last seven years. The Tigers have won five ACC titles, seven division titles and posted nine bowl wins in just 10 years, more bowl wins than any other Clemson coach in history.

McCORVEY'S COACHING EXPERIENCE

Year(s)	School	Location
1972-77	Tate High School	Pensacola, Fla.
1978	North Carolina Central	Durham, N.C.
1979-82	Alabama A&M	Huntsville, Ala.
1983-89	Clemson	Clemson, S.C.
1990-97	Alabama	Tuscaloosa, Ala.
1998	South Carolina	Columbia, S.C.
1999-04	Tennessee	Knoxville, Tenn.
2004-08	Mississippi State	Starkville, Miss.

McCorvey serves as the primary liaison between Swinney and the athletic and IPTAY administrations. He also oversees the management of the football administrative offices.

He supervises the football budget and works with the academic staff to oversee that important area. Clemson finished in the top-10 percent of all FBS programs in APR scores six straight years from 2010-15.

As a Clemson wide receivers and tight ends coach from 1983-89, he recruited future Pro Bowlers Donnell Woolford and Chester McGlockton. He also coached NFL players Keith Jennings and K.D. Dunn.

McCorvey coached at the Division I level for 26 years and went to a bowl game 17 of those seasons. He coached or signed 36 players who went on to a professional football career as well.

From 1990-08, he coached in the SEC every year, including each of the last five at Mississippi State, where he served as assistant head coach and offensive coordinator in addition to coaching the quarterbacks. He was a big reason the Bulldogs won eight games, including wins over Auburn, Alabama, and Mississippi,

in 2007. He also coached running back Anthony Dixon, who was a sixth-round draft pick by the 49ers in 2010, and Kyle Love, a free-agent signee.

McCorvey coached at Tennessee for five years (1999-03). With him heading the running game, the Volunteers had a 46-14 record. He helped guide Tennessee to the 2000 Fiesta Bowl, 2001 Cotton Bowl, 2002 Citrus Bowl, and 2002 and 2003 Peach Bowls. Tennessee won three consecutive New Year's Day Bowl games from 2000-02 as well.

Under McCorvey's leadership, Tennessee maintained the school's reputation of having an outstanding rushing attack. The Volunteers led the SEC in rushing in 1999, averaging 191.3 yards per game. His work helped tailback Travis Stephens pace the SEC in rushing yards (1,464) in 2001.

One year prior, McCorvey helped tailback Travis Henry finish second in the league and 14th in the nation in rushing yards (1,314). Another of his protégés was Jamal Lewis, who finished in the top five on the Tennessee career rushing list and was the No. 5 overall pick of the 2000 NFL draft. Lewis had an All-Pro career in the NFL.

Prior to joining the staff at Tennessee, McCorvey worked one season at South Carolina, where he served as the wide receivers coach in 1998 under former Tiger assistant coach Brad Scott.

McCorvey took the South Carolina job following an eight-year stay at Alabama from 1990-97. He served seven seasons as its wide receivers coach and the 1996 campaign as offensive coordinator. He was the assistant head coach in 1997 as well.

Alabama had five top-25 final rankings in his tenure, including three seasons in the top five. The Crimson Tide won the 1992 national title with McCorvey serving as wide receivers coach and Swinney as one of his student-athletes. That season culminated with a 34-13 win over heavily-favored Miami (Fla.) in the Sugar Bowl. Current Tiger assistant head coach Danny Pearman was also on that staff.

During the 1990-96 era, Alabama posted a 70-16-1 record and played in six bowl games. With McCorvey at the controls of the offense in 1996, Alabama finished 10-3, including a win over Michigan in the Outback Bowl.

Alabama's players flourished under his guidance. As offensive coordinator, running back Shaun Alexander established many school records and later went on to a Pro Bowl career with the Seattle Seahawks. In 1993, David Palmer established school records for catches and receiving yards along with earning first-team All-America honors. Palmer was third in the Heisman Trophy balloting, the highest finish in history for an Alabama player at the time.

From 1979-82, he served as an assistant coach at Alabama A&M and helped that program to the No. 6 rushing offense in Division II in 1981 after finishing 11th in the nation in scoring offense in 1980. McCorvey began his college coaching career at North Carolina Central in 1978.

McCorvey began his coaching career with a six-year stint (1972-77) at J.M. Tate Senior High School in Florida. A quarterback at Alabama State from 1968-71, McCorvey earned his bachelor's degree from Alabama State in 1972 and a master's degree from West Florida in 1977.

He was the recipient of the 2015 AFCA Outstanding Achievement Award for his contributions to college football. In 2013, he was on the Rose Bowl Advisory Committee and returned to that role in 2017. He was a member of the College Football Playoff Advisory Committee in 2014-15 as well.

In 2010, McCorvey was inducted into the Atmore (Ala.) Hall of Fame.

The Atmore, Ala., native is married to the former Ann Brown. The couple has a son, Marlon, daughter-in-law Brooke, and grandson, Beau.



WOODY AND WIFE, ANN, WITH SON, MARLON, DAUGHTER-IN-LAW, BROOKE, AND GRANDSON, BEAU.

HOWARD'S
ROCK

ASSISTANT COACHES



BRENT VENABLES

- 🐾 ASSOCIATE HEAD COACH • DEFENSIVE COORDINATOR • LINEBACKERS
- 🐾 8TH SEASON AT CLEMSON
- 🐾 24TH SEASON OVERALL
- 🐾 KANSAS STATE '92

- In his 23 years as a full-time assistant coach, his teams have 23 winning seasons, have been to 27 bowl games and have won 10+ games 19 times.
- Has coached in six national championship games, helping Clemson to three berths and two titles.
- Ranked fourth in rushing defense (96.3 yards per game), fifth in total defense (285.9 yards per game) in 2018. Led the country in scoring defense (13.1 points per game) for the first time in school history.
- Unit set a school record with 54 sacks in 2018, the third-most by any FBS team in a season since 2000.
- His 2018 defense produced five first- or second-team All-Americans, including two consensus selections (Clelin Ferrell and Christian Wilkins). Ferrell also won the Ted Hendricks Award as the nation's top defensive end and Wilkins won the Campbell Trophy, known colloquially as the "Academic Heisman." Linebacker Tre Lamar was a finalist for the Butkus Award.
- His 2017 defense was second in the nation in scoring defense (13.6) and fourth in total defense (276.7).
- Helped linebacker Dorian O'Daniel become a finalist for the Butkus Award in 2017.

THE VENABLES FILE

PLAYING EXPERIENCE

Played two seasons (1989,90) at Garden City (Kan.) Community College ... lettered two times as a linebacker at Kansas State (1991,92).

EDUCATION

Graduated from Kansas State in 1992.

PERSONAL DATA

Born Dec. 18, 1970 ... he and his wife, Julie, have two sons, Jake and Tyler, and two daughters, Laney and Addie.

- Recipient of the 2016 Frank Broyles Award as the nation's top assistant coach. His 2016 group amassed 130 tackles for loss and a then-school-record 49 sacks. His teams led the NCAA in tackles for loss four seasons in a row from 2013-16.
- Ben Boulware was a first-team All-ACC performer and second-team Walter Camp All-American in 2016, as well as ACC Co-Defensive Player-of-the-Year.

VENABLES' COACHING RECORD

Year	School	Position(s)	W-L	Bowl(s)
1993	Kansas State	GA	9-2-1	Copper
1994	Kansas State	GA	9-3	Aloha
1995	Kansas State	GA	10-2	Holiday
1996	Kansas State	LB	9-3	Cotton
1997	Kansas State	LB	11-1	Fiesta
1998	Kansas State	LB,DRGC	11-2	Alamo
1999	Oklahoma	Co-DC, LB	7-5	Independence
2000	Oklahoma	Co-DC, LB	13-0	Orange
2001	Oklahoma	Co-DC, LB	11-2	Cotton
2002	Oklahoma	Co-DC, LB	12-2	Rose
2003	Oklahoma	Co-DC, LB	12-2	Sugar
2004	Oklahoma	AHC, DC, LB	12-1	Orange
2005	Oklahoma	AHC, DC, LB	8-4	Holiday
2006	Oklahoma	AHC, DC, LB	11-3	Fiesta
2007	Oklahoma	AHC, DC, LB	11-3	Fiesta
2008	Oklahoma	AHC, DC, LB	12-2	BCS Championship
2009	Oklahoma	AHC, DC, LB	8-5	Sun
2010	Oklahoma	AHC, DC, LB	12-2	Fiesta
2011	Oklahoma	AHC, DC, LB	10-3	Insight
2012	Clemson	DC, LB	11-2	Chick-fil-A
2013	Clemson	DC, LB	11-2	Orange
2014	Clemson	DC, LB	10-3	Russell Athletic
2015	Clemson	DC, LB	14-1	Orange, CFPNGC
2016	Clemson	DC, LB	14-1	Fiesta, CFPNGC
2017	Clemson	DC, LB	12-2	Sugar
2018	Clemson	AHC, DC, LB	15-0	Cotton, CFPNGC

Years as a full-time college coach:	23
Winning seasons:	23
Bowl seasons:	23
Record as an assistant coach:	257-51 (.834)
Record at Clemson:	87-11 (.885)

- Named one of the top-10 recruiters in the ACC in 2015 by Rivals. Was national defensive coordinator-of-the-year by FootballScoop in 2014 and national recruiter-of-the-year by Rivals in 2015.
- Finalist for the 2015 Broyles Award after his defense was fourth nationally in third-down conversion percentage (27.7) and in sacks per game (3.2) and fifth in tackles for loss per game (8.4).
- His 2014 defense led the nation in total defense (260.8), pass efficiency defense (98.3), first downs allowed (185), third-down conversion percentage defense (27.4) and tackles for loss (131).
- His 2013 unit led the nation in tackles for loss (122).
- Named one of the top-25 recruiters in the nation in 2013 by Rivals and one of the top-50 recruiters in the nation in 2013 by 247Sports.
- His 2012 defense held opponents to just 34.0 percent on third down, 24th-best in the nation.
- Coached 13 years (1999-11) at Oklahoma and three years (1996-98) at Kansas State. Was also a graduate assistant coach at Kansas State for three years (1993-95).
- Served as co-defensive coordinator (1999-03) and defensive coordinator at Oklahoma (2004-11).
- Linebackers under his direction were named Big 12 Defensive Player-of-the-Year five times and Big 12 Defensive Newcomer-of-the-Year five times. Has coached two Butkus Award winners and four other Butkus Award finalists, including O'Daniel and Lamar.
- Broyles Award finalist in the 2006 season when Oklahoma led the Big 12 in total defense and scoring defense.
- Oklahoma ranked first in the nation in total defense, first in passing defense, second in pass efficiency defense, third in scoring defense and fifth in turnover margin in 2003.
- His 2001 defense was fourth in the nation in scoring defense, fourth in total defense, fifth in pass efficiency defense and seventh in rushing defense.
- Also owns a national championship ring as co-defensive coordinator and linebackers coach at Oklahoma in 2000.
- As a player at Kansas State, he was Honorable Mention All-Big Eight in 1992 with 124 tackles. He was also an All-American at Garden City (Kan.) Community College who recorded 276 career tackles.



ASSISTANT COACHES



DANNY PEARMAN

ASSISTANT HEAD COACH • SPECIAL TEAMS COORDINATOR • TIGHT ENDS
 12TH SEASON AT CLEMSON
 29TH SEASON OVERALL
 CLEMSON '87

- Coached in a national championship game with three different schools, including Clemson (2015,16,18).
- Had a big impact in Clemson winning five ACC titles. He has been on the staff of seven ACC Atlantic Division titles in the last 10 years.
- Led a 2018 tight end group that helped Clemson total a school-record 3,723 rushing yards, breaking a mark that had stood since 1978.
- His tight ends helped Clemson average 194.1 rushing yards per game in 2017.
- Won his second and third national championships as an assistant coach in 2016 and 2018, as he was an assistant at Alabama in 1992.
- Coached two-time All-American and two-time Mackey Award finalist Jordan Leggett. Leggett set Clemson tight end records for receptions, yards, and touchdowns.
- Placekicker Greg Huegel was an All-American in the 2015 season.
- Coached Bradley Pinion, who averaged 42.6 yards per punt with 28 punts inside the 20 against only two touchbacks. Pinion was selected in the fifth round of the 2015 NFL draft and is now the starter for the Tampa Bay Buccaneers.

THE PEARMAN FILE

PLAYING EXPERIENCE

Lettered three times (1985-87) as a tight end at Clemson ... strength & conditioning All-American (1987).

BOWL PARTICIPATION AS A PLAYER

1985 Independence Bowl ... 1986 Gator Bowl ... 1988 Citrus Bowl.

EDUCATION

Bachelor's degree in finance from Clemson in 1987 ... master of business administration from Clemson in 1989.

PERSONAL DATA

Born Feb. 17, 1965 ... he and his wife, Kristy, have one daughter, Taylor, and two sons, Tanner and Trent.

- Has coached the special teams since 2011, including current NFL kicker Chandler Catanzaro, who was a three-time All-ACC pick. He is Clemson's career scoring leader (404) and made 81.7 percent of his field goals.
- Coached Brandon Ford to a First-Team All-ACC season at tight end in 2012.

PEARMAN'S COACHING RECORD

Year	School	Position(s)	W-L	Bowl(s)
1988	Clemson	GA	10-2	Citrus
1989	Clemson	GA	10-2	Gator
1990	Alabama	GA	7-5	Fiesta
1991	Alabama	STC,OT	11-1	Blockbuster
1992	Alabama	STC,OT	13-0	Sugar
1993	Alabama	STC,OT	9-3-1	Gator
1994	Alabama	STC,OT	12-1	Citrus
1995	Alabama	STC,OT	8-3	
1996	Alabama	STC,OT	10-3	Outback
1997	Alabama	STC,DT	4-7	
1998	Virginia Tech	STA,OT,TE	9-3	Music City
1999	Virginia Tech	STA,OT,TE	11-1	Sugar
2000	Virginia Tech	STA,OT,TE	11-1	Gator
2001	Virginia Tech	STA,OT,TE	8-4	Gator
2002	Virginia Tech	STA,OT,TE	10-4	San Francisco
2003	Virginia Tech	STA,OT,TE	8-5	Insight
2004	Virginia Tech	STA,OT,TE	10-3	Sugar
2005	Virginia Tech	STA,OT,TE	11-2	Gator
2006	North Carolina	STA,DE	3-9	
2007	Duke	STC,TE	1-11	
2008	Maryland	STC,TE,HB	7-5	Humanitarian
	Clemson	OT,TE	0-1	Gator
2009	Clemson	AHC,OT,TE	9-5	Music City
2010	Clemson	AHC,OT,TE	6-7	Meineke Car Care
2011	Clemson	AHC,STC,TE	10-4	Orange
2012	Clemson	AHC,STC,TE	11-2	Chick-fil-A
2013	Clemson	AHC,STC,TE	11-2	Orange
2014	Clemson	AHC,STC,TE	10-3	Russell Athletic
2015	Clemson	AHC,STC,TE	14-1	Orange, CFPNGC
2016	Clemson	AHC,STC,TE	14-1	Fiesta, CFPNGC
2017	Clemson	AHC,STC,TE	12-2	Sugar
2018	Clemson	AHC,STC,TE	15-0	Cotton, CFPNGC

Years as a full-time college coach:.....28
 Winning seasons:.....24
 Bowl seasons:.....24
 Record as an assistant coach:.....268-94-1 (.740)
 Record at Clemson:.....112-28 (.800)

- Coached Dwayne Allen, a Super Bowl champion with the New England Patriots, in the 2011 season, when Allen won the Mackey Award and was a first-team All-American.
- In 2010, he coached offensive tackle Chris Hairston to a first-team All-ACC season and Allen to second-team All-ACC honors. Hairston played seven NFL seasons.
- In 2009, his tight ends had 54 catches, most for the position in Tiger history at the time. He coached first-team All-ACC tight end Michael Palmer and Hairston, a second-team All-ACC selection.
- Joined the staff in December 2008 and coached in the 2009 Gator Bowl. He joined a small group of people who have played for Clemson in a bowl game and later coached the Tigers in a bowl game.
- Played tight end on Clemson's 1986 and 1987 ACC title teams, then served as a graduate assistant on the Tigers' 1988 ACC Championship team.
- In 28 years as a full-time Division I coach, his teams have played 28 bowl games. Including three years as a graduate assistant coach, it is 31 bowl games in 31 seasons.
- In his second year at Alabama, he directed the offensive tackles and served as special teams coordinator on its 1992 national title team.
- Alabama made six bowl appearances in his eight years. Alabama won the SEC West Division five times.
- Served on the same Alabama staff with current Clemson head coach Dabo Swinney from 1993-97.
- After eight years at Alabama, he moved to Virginia Tech, where he worked eight years under Frank Beamer.
- Virginia Tech played Florida State for the national championship in the Sugar Bowl in 1999.
- Coached tight ends at Virginia Tech and was also a special teams assistant.
- Coached at North Carolina in 2006, Duke in 2007 and Maryland in 2008. He helped Maryland to the Humanitarian Bowl in 2008, before leaving to coach in the Gator Bowl vs. Nebraska for the Tigers that season.



ASSISTANT COACHES



TONY ELLIOTT

 **CO-OFFENSIVE COORDINATOR • RUNNING BACKS**
 **9TH SEASON AT CLEMSON**
 **14TH SEASON OVERALL**
 **CLEMSON '02**

- Clemson's run of eight straight 10-win seasons started when he became a full-time assistant coach. Clemson is 97-15 since he came back to Clemson in 2011.
- Had a big impact in Clemson winning five ACC titles. He has been on the staff of seven ACC Atlantic Division titles in the last eight years.
- Recipient of the 2017 Frank Broyles Award as the nation's top assistant coach.
- Running backs coach-of-the-year by FootballScoop in 2017.
- Helped Clemson produce a school-record 3,723 rushing yards in 2018, breaking the record of 3,469 that had stood since 1978. Also broke the school records in yards per carry (6.55) and rushing touchdowns (49).
- Guided Travis Etienne to one of the finest rushing seasons in Clemson's illustrious history in 2018, helping the ACC Player-of-the-Year and Doak Walker Award finalist set school records in rushing yards (1,658) and rushing touchdowns (24).

THE ELLIOTT FILE

PLAYING EXPERIENCE

Lettered four times (2000-03) as a wide receiver at Clemson.

BOWL PARTICIPATION AS A PLAYER

2001 Gator Bowl ... 2001 Humanitarian Bowl ... 2002 Tangerine Bowl ... 2004 Peach Bowl.

EDUCATION

Degree in industrial engineering from Clemson in 2002 with a team-high 3.55 GPA.

PERSONAL DATA

Born Nov. 26, 1979 in Watsonville, Calif. ... he and his wife, Tamika, have two sons, A.J. and Ace

- Co-offensive coordinator of Clemson's 2016 and 2018 national championship teams.

ELLIOTT'S COACHING RECORD

Year	School	Position(s)	W-L	Bowl(s)
2006	SC State	WR	7-4	
2007	SC State	WR	7-4	
2008	Furman	WR	7-5	
2009	Furman	WR	6-5	
2010	Furman	WR	5-6	
2011	Clemson	RB	10-4	Orange
2012	Clemson	RB	11-2	Chick-fil-A
2013	Clemson	RB	11-2	Orange
2014	Clemson	RB	9-3	
	Clemson	Co-OC, RB	1-0	Russell Athletic
2015	Clemson	Co-OC, RB	14-1	Orange, CFPNCG
2016	Clemson	Co-OC, RB	14-1	Fiesta, CFPNCG
2017	Clemson	Co-OC, RB	12-2	Sugar
2018	Clemson	Co-OC, RB	15-0	Cotton, CFPNCG

Years as a full-time college coach:13
 Winning seasons:12
 Bowl seasons:8
 Record as an assistant coach:129-39 (.768)
 Record at Clemson:97-15 (.866)

- Named one of the top-25 recruiters in the nation in 2015 and one of the top-10 recruiters in the ACC by Rivals.
- He was named co-offensive coordinator prior to the 2014 Russell Athletic Bowl. The Tigers have a 56-4 record in 60 games since he became co-offensive coordinator.
- Coached a 1,000-yard rusher six times, including Wayne Gallman in 2015 and 2016 and Etienne in 2018.
- Coached All-ACC running back Roderick McDowell in 2013. He had 1,025 rushing yards and 29 receptions.
- Coached first-team All-ACC running back Andre Ellington in 2012. Ellington was just the third running back in school history with two 1,000-yard rushing seasons.
- Played on and coached Clemson teams that have been in the final AP top 25. He played on the 2003 team that finished No. 23 and coached running backs in 2011, when the Tigers finished No. 22. Clemson has finished in the top-25 in each of the first eight years he has been a full-time coach.
- Spent three seasons (2008-10) as wide receivers coach at Furman and two seasons (2006,07) at SC State.
- In 2008, he coached All-SoCon performer Adam Mims, who had a team-high 58 receptions, and David Hendrix, who set a freshman record with 46 receptions. Mims continued to flourish under Elliott's guidance and ended his career with 198 catches for 2,433 yards.
- Returned to coaching in 2006 as an assistant coach at SC State. That team was 23rd nationally in total offense.
- Entered the business world after his playing days were over at Clemson and worked with Michelin North America for two years.
- Earned an undergraduate degree in industrial engineering in 2002, was a First-Team Academic All-ACC selection and a CoSIDA Academic District III member.
- Was a co-captain of Clemson's 2003 team that had a 9-4 record and a No. 22 final ranking by AP and USA Today. He had 23 receptions for 286 yards and a touchdown that season. He was also a recipient of a ACC's Weaver-James-Corrigan Postgraduate Scholarship.
- Dabo Swinney was his position coach during his senior season (2003). That year in a survey of Clemson players conducted by Anderson Independent, he was named the team's "most respected player."
- Had 34 receptions for 455 yards and two touchdowns in his career. He came to Clemson as a walk-on in the fall of 1999 and finished his career with four letters and 44 games, including four as a starter as a senior (2003). He had a touchdown catch at Georgia Tech that year.



ASSISTANT COACHES



JEFF SCOTT

CO-OFFENSIVE COORDINATOR • WIDE RECEIVERS
12TH SEASON AT CLEMSON
13TH SEASON OVERALL
CLEMSON '03

- Clemson has been to a bowl game each of his 11 years as a full-time assistant coach, including three national championship berths and two national titles.
- Had a big impact in Clemson winning five ACC titles. He has been on the staff of seven ACC Atlantic Division titles in the last 10 years.
- Was a finalist for the 2018 Broyles Award as one of the top assistant coaches in the nation.
- Named one of the top-25 recruiters in the nation by Rivals and as ACC Recruiter-of-the-Year by 247Sports in 2018.
- Helped Hunter Renfrow earn the 2018 Burlsworth Trophy, presented annually to the most outstanding player who started his career as a walk-on.
- His receivers helped Clemson produce the fifth 4,000-yard passing season in school history in 2018. The 2018 season joined the 2015 campaign as the only seasons in school history featuring both 4,000 passing yards and 3,000 rushing yards.
- Shattered the school record for total touchdowns in 2018, scoring 90 to break the previous mark of 75 set by the 2016 team.

THE SCOTT FILE

PLAYING EXPERIENCE

Lettered three years (2000-02) as a wide receiver and holder at Clemson.

BOWL PARTICIPATION AS A PLAYER

2001 Gator Bowl ... 2001 Humanitarian Bowl ... 2002 Tangerine Bowl.

EDUCATION

Degree in secondary education from Clemson in 2003.

PERSONAL DATA

Born Dec. 28, 1980 in Arcadia, Fla. ... he and his wife, Sara, have a daughter, Savannah ... son of former Clemson Assistant Coach Brad Scott (1999-10).

- Eight of his players were on 2018 NFL rosters and combined for 34 touchdowns, more than any school.
- Coached the 2016 team to record-setting passing yards (5,009) and touchdowns (45), while averaging 503.5 yards per game.

SCOTT'S COACHING RECORD

Year	School	Position(s)	W-L	Bowl(s)
2007	Presbyterian College	WR	6-5	
2008	Clemson	GA	3-3	
		WR	4-3	Gator
2009	Clemson	RC,WR	9-5	Music City
2010	Clemson	RC,WR	6-7	Meineke Car Care
2011	Clemson	RC,WR	10-4	Orange
2012	Clemson	RC,WR	11-2	Chick-fil-A
2013	Clemson	RC,WR	11-2	Orange
2014	Clemson	RC,WR	9-3	
		Co-OC,RC,WR	1-0	Russell Athletic
2015	Clemson	Co-OC,WR	14-1	Orange, CFPNCG
2016	Clemson	Co-OC,WR	14-1	Fiesta, CFPNCG
2017	Clemson	Co-OC,WR	12-2	Sugar
2018	Clemson	Co-OC,WR	15-0	Cotton, CFPNCG

Years as a full-time college coach:12
 Winning seasons:11
 Bowl seasons:11
 Record as an assistant coach:122-35 (.777)
 Record at Clemson:116-30 (.795)


- Coached first-team All-ACC wide receiver Mike Williams in 2016. Williams recorded his second 1,000-yard season and a team-leading 11 touchdowns, and was a second-team Walter Camp All-American as well.
- Coached wide receiver Artavis Scott to three All-ACC seasons (2014-16). Scott broke Sammy Watkins' school record with 245 career receptions.
- Named one of the top-25 recruiters in the nation and ACC Recruiter-of-the-Year in 2015 by Rivals.
- Named co-offensive coordinator prior to the 2014 Russell Athletic Bowl.
- Named one of the top-10 recruiters in the nation by ESPN in 2014, one of the top-14 recruiters in the country by NFL.com in 2014 and one of the top-25 recruiters by Rivals.com in 2012 and 2014.
- Coached first-team All-ACC and first-team All-America wide receiver Sammy Watkins in 2013. He had a school-record 101 receptions for a school-record 1,464 yards and 12 touchdowns. He also set or tied school career records for receptions (240), receiving yards (3,391) and receiving touchdowns (27).
- In 2012, he coached first-round draft pick DeAndre Hopkins to a second-team All-America season. Hopkins had 82 receptions for 1,405 yards and an ACC-record 18 touchdowns, second-most in the nation.
- In 2011, he coached one of the top receiving duos in school history in Watkins and Hopkins. Watkins, the national freshman-of-the-year and a first-team All-American, had 82 receptions for 1,219 yards and 12 touchdowns. Hopkins had 72 receptions for 978 yards, adding five touchdowns.
- Helped the Tigers to a top-25 ranking and the ACC Atlantic Division title in his first full season as an assistant coach in 2009.
- Took over as Clemson's recruiting coordinator in December 2008 and the Tigers put together a top-10 signing class in his first season (2009) at the position. Then in both 2011 and 2012, Clemson had top-10 recruiting classes.
- Son of former Tiger Associate Head Coach Brad Scott (1999-10), and was thus part of the first full-time, father-son coaching combination in school history. Brad is an associate athletic director and is still a member of Clemson's staff since retiring from coaching.
- A member of three bowl teams as a player at Clemson during the 2000-02 seasons. He played in the 2001 Gator Bowl, 2001 Humanitarian Bowl and 2002 Tangerine Bowl.
- Had his first full-time college job at Presbyterian College in 2007 as wide receivers coach, then came to Clemson as a graduate assistant in 2008. He became full time when Tommy Bowden resigned at midseason.
- Began his coaching career at Blythewood (S.C.) High and won a state title in his first year and the program's first year. It is believed to be the first time that occurred in South Carolina high school football history.



ASSISTANT COACHES



TODD BATES

-  **DEFENSIVE TACKLES**
-  **3RD SEASON AT CLEMSON**
-  **8TH SEASON OVERALL**
-  **ALABAMA '05**

- Joined the Clemson staff as defensive line coach in January 2017.
- For 2017, became the first Clemson coach to mentor all four defensive line positions since Ron West in 2004, and just the second to do it since 1998.
- Coached one of the nation's best defensive lines in 2017 and 2018, including Austin Bryant, Clelin Ferrell, Dexter Lawrence and Christian Wilkins. All four earned either All-America or first-team All-ACC honors under Bates' guidance.
- Helped Wilkins collect Outland, Nagurski, Bednarik and Lott IMPACT finalist selections in 2018 in addition to winning the William V. Campbell Trophy. Also guided Wilkins as he became the fifth unanimous All-American in Clemson history.
- Placed both of his starters at defensive tackle (Christian Wilkins, Dexter Lawrence) on the First-Team All-ACC list in 2018 after the duo helped Clemson lead the nation in sacks (54) and scoring defense (13.1 points per game) and tie for the national lead in tackles for loss (136).

THE BATES FILE

PLAYING EXPERIENCE

Lettered three times as defensive lineman at Alabama from 2001-04.

BOWL PARTICIPATION AS A PLAYER

2001 Independence Bowl ... 2004 Music City Bowl.

EDUCATION

Earned bachelor's degree from Alabama in 2005.

PERSONAL DATA

Born March 12, 1983. He and his wife, La'Tesa, have a daughter, Angel, and a son, Josiah.

- A big reason the 2017 Tigers were second in the nation in scoring defense (13.6) and fourth in total defense (276.7).
- Helped Jacksonville State to a 33-6 record in three seasons (2014-16). The Gamecocks reached the FCS National Championship Game in 2015 and compiled a

BATES' COACHING RECORD

Year	School/Team	Position(s)	W-L	Bowl
2011	Idaho State	DL	2-9	
2012	Idaho State	DL	1-10	
2014	Jacksonville State	DL	10-2	
2015	Jacksonville State	DL	13-2	
2016	Jacksonville State	DL	10-2	
2017	Clemson	DL	12-2	Sugar
2018	Clemson	DT	15-0	Cotton, CFPNGC

Years as a full-time college coach: 7
 Winning seasons: 5
 Bowl seasons: 2
 Record as an assistant coach: 63-27 (.700)
 Record at Clemson: 27-2 (.931)

perfect 23-0 mark in the Ohio Valley Conference with three titles in his time there.

- Helped the 2016 Jacksonville State team to a 10-2 record and No. 6 final FCS ranking. That team was fourth in the nation in total defense, allowing just 275 yards per game.
- In 2014, Jacksonville State allowed a league-best 128 yards per game on the ground.
- Began his coaching career at Oxford (Ala.) High School in 2007, then Oxford (Miss.) High School in 2008.
- Spent time as an assistant coach at Idaho State in 2011 and 2012, then at East Central Junior College in Mississippi in 2013.
- Earned three letters at Alabama as a defensive end from 2001-04. He was a permanent co-captain in 2004.
- Alabama went to two bowl games in his career, as a freshman when it beat Iowa State in the Independence Bowl and Music City Bowl his senior year.
- Alabama was 10-3 and No. 11 in the final AP poll in 2002, Bates' sophomore season.
- Played defensive end for the Tennessee Titans in 2005 and 2006.



ASSISTANT COACHES



ROBBIE CALDWELL

- 🐾 OFFENSIVE LINEMEN
- 🐾 9TH SEASON AT CLEMSON
- 🐾 42ND SEASON OVERALL
- 🐾 FURMAN '77

- Has a staff-high 41 years of experience in college coaching and staff-high 492 games as a college coach.
- Clemson has a 97-15 record, eight 10+ win seasons and eight top-25 final rankings in his first eight years on staff, as well as five ACC titles, three appearances in the national championship game and national titles in 2016 and 2018.
- Helped Clemson produce a school-record 3,723 rushing yards in 2018, breaking the record of 3,469 that had stood since 1978. Also broke the school records in yards per carry (6.55) and rushing touchdowns (49).
- His line allowed only 17 sacks in 15 games in 2018, including only five in the season's final eight games.
- Coached offensive tackle Mitch Hyatt to consensus All-American status and his second consecutive Jacobs Blocking Trophy in 2018 and guided all five of his starting linemen from the season opener to All-ACC honors.
- Inducted into the Furman Athletic Hall of Fame in 2019.
- Had three First-Team All-ACC offensive linemen (Tyronne Crowder, Justin Falcinelli, Hyatt) in 2017.

THE CALDWELL FILE

PLAYING EXPERIENCE

Lettered three years at Furman under Art Baker, including his senior season (1975) when he was named team MVP and offensive captain as the starting center.

EDUCATION

Degree from Furman in 1977.

PERSONAL DATA

Born Jan. 26, 1954 in Pageland, S.C. ... he and his wife, Nora Lynn, have a daughter, Emsley.

- Coached three First-Team All-ACC offensive linemen (Crowder, Jay Guillermo, Hyatt) in 2016, a Tiger first.
- Coached five All-ACC selections in the 2015 season, Clemson's entire starting five, for the first time in school history.
- Coached tackle Brandon Thomas, a third-round draft pick, to his second-straight All-ACC selection in 2013. Guard Tyler Shatley also earned All-ACC honors that season.

CALDWELL'S COACHING RECORD

Year	School	Position(s)	W-L	Bowl(s)
1976	Furman	SA	6-4-1	
1978	Furman	OL	8-3	
1979	Furman	OL	5-6	
1980	Furman	OL	9-1-1	
1981	Furman	OL	8-3	
1982	Furman	OL	9-3	
1983	Furman	OL	10-2-1	
1984	Furman	OL	8-3	
1985	Furman	OL	12-2	
1986	NC State	OL	8-3-1	Peach
1987	NC State	OL	4-7	
1988	NC State	OL	8-3-1	Peach
1989	NC State	OL	7-5	Copper
1990	NC State	OL	7-5	All-American
1991	NC State	OL	9-3	Peach
1992	NC State	OL	9-3-1	Gator
1993	NC State	OL	7-5	Hall of Fame
1994	NC State	OL	9-3	Peach
1995	NC State	OL	3-8	
1996	NC State	OL	3-8	
1997	NC State	AHC,OL	6-5	
1998	NC State	AHC,OL	7-5	Micron PC
1999	NC State	AHC,OL	6-6	
2000	North Carolina	OL	6-5	
2001	North Carolina	OL	8-5	Peach
2002	Vanderbilt	AHC,OL	2-10	
2003	Vanderbilt	AHC,OL	2-10	
2004	Vanderbilt	AHC,OL	2-9	
2005	Vanderbilt	AHC,OL	5-6	
2006	Vanderbilt	AHC,OL	4-8	
2007	Vanderbilt	AHC,OL	5-7	
2008	Vanderbilt	AHC,OL	7-6	Music City
2009	Vanderbilt	AHC,OL	2-10	
2010	Vanderbilt	HC	2-10	
2011	Clemson	OL	10-4	Orange
2012	Clemson	OL	11-2	Chick-fil-A
2013	Clemson	OL	11-2	Orange
2014	Clemson	OL	10-3	Russell Athletic
2015	Clemson	OL	14-1	Orange, CFPNGC
2016	Clemson	OL	14-1	Fiesta, CFPNGC
2017	Clemson	OL	12-2	Sugar
2018	Clemson	OL	15-0	Cotton, CFPNGC

Years as a full-time college coach:.....41
 Winning seasons:.....28
 Bowl seasons:.....19
 Record as an assistant coach:..... 304-183-5 (.623)
 Record at Clemson:.....97-15 (.866)



- In 2012, he coached first-team All-American Dalton Freeman and Thomas, a first-team All-ACC pick. Freeman was a Rimington Trophy finalist for the second year in a row.
- In 2011, Freeman was a Rimington Trophy finalist and a first-team All-ACC selection.
- Served as Vanderbilt's head coach in 2010 after eight years as offensive line coach at Vanderbilt. He was a part of the 2008 Vanderbilt staff that guided it to its first winning season and bowl win since 1955.
- Joined Clemson graduate Bobby Johnson's staff at Vanderbilt in 2002.
- Coached at North Carolina in 2000 and 2001.
- Moved with Dick Sheridan to NC State in 1986. He was part of a Wolfpack resurgence, as he helped turn a 3-8 team (1985) into an 8-3-1 club that beat three top-25 teams in 1986. He was on the NC State staff when it beat Clemson three straight years (1986-88).
- Coached the Wolfpack offensive line for 11 years, then added assistant head coaching responsibilities during his last three years. He had 14 All-ACC picks.
- Served under Sheridan for eight years and Furman won six league titles during that era. He coached eight first-team all-conference players and five recipients of the SoCon's Jacobs Blocking Trophy.
- He started his coaching career as a student assistant coach at Furman under Art Baker in 1976 and became a full-time offensive line coach with the Paladins under Sheridan in 1978. In 1977, he served as the football and baseball coach at Hanahan (S.C.) High School.

ASSISTANT COACHES



MICKEY CONN

- SAFETIES
- 3RD SEASON AT CLEMSON
- 3RD SEASON OVERALL
- ALABAMA '95

- He became a full-time assistant coach (safeties) in January 2017.
- Produced a Second-Team All-ACC honoree in Tanner Muse and an Honorable Mention selection in K'Von Wallace in 2018, as the 15-0 national title squad led the nation in scoring defense (13.1 points per game).
- His safeties helped Clemson rank fifth in the nation in pass efficiency defense (106.9) in 2017.
- Served as senior defensive analyst in 2016, helping the Tigers to the program's second national championship with a victory over his alma mater, Alabama.
- Contributed to a Clemson defense that finished tied for first in the nation in fewest passing yards allowed per attempt (5.6) and fourth in passing efficiency defense (100.2). Clemson was also sixth in interceptions (20) and eighth in total defense (311.5).
- Came to Clemson after 16 seasons as head coach at Grayson (Ga.) High School. The Rams were 137-48 with seven region titles, a state championship in 2011 and a state semifinal playoff appearance in 2015.
- Grayson High School finished in the top 25 in the nation four times, including No. 3 in 2011. It reached the No. 1 ranking in the nation twice during his tenure.

THE CONN FILE

PLAYING EXPERIENCE

Lettered at Alabama under head coach Gene Stallings from 1992-94 ... member of the team in 1990 and 1991.

BOWL PARTICIPATION AS A PLAYER

1991 Blockbuster Bowl ... 1993 Sugar Bowl vs. Miami (Fla.) ... 1993 Gator Bowl ... 1995 Citrus Bowl.

EDUCATION

Earned a bachelor's degree from Alabama in 1995 ... earned a master's degree from Ball State in 2006.

PERSONAL DATA

Born Oct. 9, 1971 ... he and his wife, Halie, have two sons, Brodey and Spencer.

- Began his coaching career at Grayson High School on March 21, 2000, and started his career at Clemson on March 21, 2016.
- He owned the most victories at the highest classification in the state of Georgia before he came to the Clemson football program.

CONN'S COACHING RECORD

Year	School	Position(s)	W-L	Bowl(s)
1996	Alabama	GA	10-3	Outback
1997	Alabama	GA	4-7	
2016	Clemson	SDA	14-1	Fiesta, CFPNGC
2017	Clemson	S	12-2	Sugar
2018	Clemson	S	15-0	Cotton, CFPNGC

Years as a full-time college coach:	2
Winning seasons:	2
Bowl seasons:	2
Record as an assistant coach:	27-2 (.931)
Record at Clemson:	27-2 (.931)

- Inducted into the Gwinnett County (Ga.) Sports Hall of Fame in 2019.
- Coached several current college and NFL players at Grayson High School, including two-time All-ACC running back Wayne Gallman, the No. 5 rusher in Clemson history. He also coached former Clemson starting cornerback Ryan Carter and former backup quarterback Nick Schuessler.
- Tiger quarterback Chase Brice is Conn's nephew.
- Coached at his alma mater, South Gwinnett High School in Atlanta, in 1998 and 1999. David Greene, who went on to play four years as a starter at Georgia, was his quarterback.
- Former graduate assistant coach at Alabama in 1996 and 1997. He was on staff when Dabo Swinney was a full-time coach with the Crimson Tide. Alabama was 10-3 and went to the Outback Bowl in 1996 with Conn and Swinney on staff.
- Was a teammate of Swinney at Alabama, as they were both on 1992 national championship squad under Head Coach Gene Stallings. Conn lettered during the 1992, 1993 and 1994 seasons, but was on the team from 1990-94. He redshirted during his freshman season.
- Earned a bachelor's degree from Alabama in 1995.
- Earned a masters degree from Ball State in 2006.



ASSISTANT COACHES



LEMANSKI HALL

- DEFENSIVE ENDS**
- 2ND SEASON AT CLEMSON**
- 2ND SEASON OVERALL**
- ALABAMA '08**

- In 2018, Hall moved into one of the now 10 full-time coaching positions as defensive ends coach.
- In his first season as an assistant coach in 2018, he helped Clemson win a national title and set a school record with 54 sacks, the third-most by any FBS team since 2000. The unit led the nation in sacks and tied for the national lead in tackles for loss (136).
- Helped Clelin Ferrell win the Ted Hendricks Award and ACC Defensive Player-of-the-Year while earning consensus All-America status in 2018. Fellow starter Austin Bryant took home third-team All-ACC and Cotton Bowl Most Outstanding Player honors.
- Served as a defensive analyst in 2015 and 2016 and as a senior defensive analyst in 2017, helping the Tigers to a 40-4 record, three ACC championships and three College Football Playoff berths in those three seasons. All four years he has been at Clemson, the Tigers have faced Alabama, his alma mater, in the postseason. Clemson faced Alabama just once in the 40 years prior to his arrival at Clemson.
- Clemson has finished in the top four of the AP and coaches polls in each of his four seasons, the only time in Clemson history it has had four-straight, top-four finishes. Clemson has ranked in the top four of all 24 College Football Playoff polls since 2015.
- Hall's relationship with head coach Dabo Swinney dates to their college careers at Alabama. Both were members of the 1992 national championship team. Hall earned first-team All-SEC honors in 1992 and

THE HALL FILE

PLAYING EXPERIENCE

Played at Alabama from 1990-93 ... leading tackler on Alabama's 1992 national championship team when he was named First-Team All-SEC and an honorable mention All-American ... named to Alabama's All-Decade team of the 1990s ... drafted in the seventh round by the Houston Oilers in 1994 ... played nine years and 101 games in the NFL, including Houston/Tennessee (1994-97), Chicago (1998), Dallas (1999) and Minnesota (2000-02).

BOWL PARTICIPATION AS A PLAYER

1991 Fiesta Bowl ... 1991 Blockbuster Bowl ... 1993 Sugar Bowl ... 1994 Gator Bowl.

EDUCATION

Earned his degree in criminal justice from Alabama in 2008.

PERSONAL DATA

Born Nov. 24, 1970 in Valley, Ala. ... he and his wife, Leslie, have three children, Cameron, Jalen and Kennedi.

- was a UPI Honorable Mention All-American. He was captain of Alabama's 1993 team and was named to the Alabama All-Decade team for the 1990s.
- The Alabama native led the 1992 Crimson Tide national championship team in tackles (70), including eight tackles for loss and five sacks. He added 76 tackles as a senior in 1993. He was named first-team All-SEC by the coaches in both seasons.

HALL'S COACHING RECORD

Year	School	Position(s)	W-L	Bowl(s)
2015	Clemson	DA	14-1	Orange, CFPNCG
2016	Clemson	DA	14-1	Fiesta, CFPNCG
2017	Clemson	DA	12-2	Sugar
2018	Clemson	DE	15-0	Cotton, CFPNCG

Years as a full-time college coach: 1
 Winning seasons: 1
 Bowl seasons: 1
 Record as an assistant coach: 15-0 (1.000)
 Record at Clemson: 15-0 (1.000)

- Alabama had a 40-9-1 record during his four seasons and played four bowl games. The Crimson Tide won three of those bowl games, including a 34-13 victory over Miami (Fla.) in the Sugar Bowl at the end of the 1992 season that gave Alabama the national championship.
- Hall was drafted by the Houston Oilers and played in the NFL for nine seasons and 101 games from 1994-02. His top year came in 2001 when he had 62 tackles for the Vikings, tied for fifth on the team. He started 13 games and played all 16 games that year, helping the Vikings to the second round of the playoffs.
- Upon his retirement as a player, Hall first was a volunteer coach at Centennial High School in Franklin, Tenn. He then did an internship with the Tennessee Titans through the NFL Diversity Coaching Fellowship. In this role, he observed NFL coaches and worked with them to evaluate players.
- He worked as a recruiting coordinator and professional performance director at D1 Sports Training & Therapy. He coached football and served as the strength & conditioning coach at Christ Presbyterian Academy before moving on to his career at The Ensworth School.
- Hall came to Clemson prior to the 2015 season after seven years as linebackers coach and fitness instructor at The Ensworth School.
- Hall attended Valley (Ala.) High School, where he played quarterback and defensive back. As a senior, he totaled 1,110 rushing yards and 20 touchdowns. He also had 20 interceptions on the way to winning all-state honors.



ASSISTANT COACHES



MIKE REED

CORNERBACKS
7TH SEASON AT CLEMSON
15TH SEASON OVERALL
BOSTON COLLEGE '94

- In six years on staff, he has helped the Tigers to a 76-9 record and three appearances in the national championship game, winning national titles in 2016 and 2018.
- Placed both 2018 starting corners on the All-ACC team, including Trayvon Mullen's second-team selection and A.J. Terrell's third-team nod.
- Helped Mullen and Terrell play major roles in Clemson's 44-16 National Championship Game win. Terrell opened the scoring on a pick-six, and Mullen earned Defensive MVP honors with six tackles, an interception, a sack and a forced fumble.
- Contributed to Clemson's 2018 defense leading the nation in scoring defense (13.1 points per game) for the first time in school history.
- His cornerbacks helped Clemson rank fifth in the nation in pass efficiency defense (106.9) in 2017.
- Coached two first-team All-ACC defensive backs in Jadar Johnson and Cordrea Tankersley in 2016.
- His defensive backs contributed to the 2015 Tigers ranking fourth in the nation in third-down conversion percentage defense.
- Coached first-team All-ACC cornerback Mackensie Alexander, second-team All-ACC safety Jayron Kearse and third-team All-ACC cornerback Cordrea Tankers-

THE REED FILE

PLAYING EXPERIENCE

Played at Boston College from 1991-94 ... All-ECAC selection and a Second-Team All-Big East Conference pick in 1993 ... one of four co-captains on the 1994 team.

BOWL PARTICIPATION AS A PLAYER

1993 Hall of Fame Bowl ... 1994 Carquest Bowl ... 1994 Aloha Bowl.

EDUCATION

Degree in communications with a minor in secondary education from Boston College in 1994.

PERSONAL DATA

Born Aug. 16, 1972 in Wilmington, Del. ... he and his wife, Kimberley, have two daughters, Michaela Rae and Milan Skye.

ley in 2015 en route to being named FootballScoop Defensive Backs Coach-of-the-Year.

- Helped the 2014 squad lead the nation in total defense (260.8), while also ranking in the top five in many other statistical categories. Coached first-team All-ACC cornerback Garry Peters that season.

REED'S COACHING RECORD

Year	School	Position(s)	W-L	Bowl(s)
2000	Richmond	WR,TE,DB	10-3	
2001	Richmond	WR,TE,DB	3-8	
2002	Philadelphia Eagles	DB,ST	12-4	
2003	Philadelphia Eagles	QC	12-4	
2004	Philadelphia Eagles	QC	13-3	
2005	Philadelphia Eagles	QC	6-10	
2006	Philadelphia Eagles	QC	10-6	
2007	NC State	DB	5-7	
2008	NC State	DB	6-7	PapaJohns.com
2009	NC State	DB	5-7	
2010	NC State	DB	9-4	Champs Sports
2011	NC State	DB	8-5	Belk
2012	NC State	DB	7-6	Music City
2013	Clemson	DB	11-2	Orange
2014	Clemson	DB	10-3	Russell Athletic
2015	Clemson	DB	14-1	Orange, CFPNCG
2016	Clemson	DB	14-1	Fiesta, CFPNCG
2017	Clemson	CB	12-2	Sugar
2018	Clemson	CB	15-0	Cotton, CFPNCG

Years as a full-time college coach: 14
 Winning seasons: 10
 Bowl seasons: 10
 Record as an assistant coach: 129-56 (.697)
 Record at Clemson: 76-9 (.894)

- His defensive backs combined for 15 interceptions in 2013. Bashaud Breeland, who had a team-tying-high four interceptions and 74 tackles, was a second-team All-ACC selection and a fourth-round draft pick.
- His defensive backs helped Clemson finish 10th in the nation in turnovers forced (30) in 2013.
- Was the defensive backs coach at NC State for six seasons (2007-12).
- Has been an assistant coach at the college level for 14 years and at the NFL level for five seasons. He coached NC State All-American David Amerson, who ranked third in ACC history in career interceptions (18). As a professional coach with the Philadelphia Eagles, he worked with former Clemson All-American and nine-time Pro Bowl selection Brian Dawkins.
- Helped the Wolfpack to four bowl games in his six years with the program. That includes 2012, when NC State beat a top-five Florida State team and played Vanderbilt in the Music City Bowl.
- Three times in his last five years in Raleigh, NC State finished in the top 20 in the nation in interceptions.
- The 2011 NC State squad had 27 interceptions, the most by an FBS school since 2003, when Nebraska had 32. The total tied for second-most in ACC history and the most since 1994, when Virginia had 27 interceptions.
- In 2011, Amerson had 13 interceptions to lead the nation, five more than any other player. It tied for the third-most interceptions in NCAA history. Amerson also led the nation in interception return yards (205) and tied for the lead in interception returns for touchdown (2). Amerson was a unanimous All-American in 2011, when he was also a Thorpe Award finalist and won the Jack Tatum Award.
- In addition to Amerson, Reed also coached four different all-conference players at NC State across six seasons.
- Played on three bowl teams that finished with top-25 AP rankings, including the 1993 season when Boston College upset top-ranked Notre Dame in South Bend.
- Played three seasons for Tom Coughlin, who has gone on to win two Super Bowl championships with the New York Giants, and his senior year for Dan Henning, who also went on to coach in the NFL.
- Was the last selection of the 1995 NFL Draft by the Carolina Panthers and played two seasons (1995,96) for that team, including the 1995 team that played its home games at Memorial Stadium. He also played for the NFL Europe team in Frankfurt and was team captain of the 1999 team that won the World Bowl Championship.



ASSISTANT COACHES



BRANDON STREETER

RECRUITING COORDINATOR • QUARTERBACKS
6TH SEASON AT CLEMSON
14TH SEASON OVERALL
CLEMSON '99

- Entering 12th full season at Clemson overall, including his playing career and tenures as a graduate assistant and full-time assistant coach.
- Returned to Clemson as the recruiting coordinator and quarterbacks coach in December 2014.
- In his four full seasons, has helped Clemson to four straight ACC titles, four straight CFP berths, three national champion berths and two national titles.
- As recruiting coordinator, he spearheaded Clemson's top-10 classes according to Rivals in four of the last five years.
- In 2018, helped Trevor Lawrence become the first first-year freshman starting quarterback to win a national title since Oklahoma's Jamelle Holieway in 1985. Lawrence was a second-team All-ACC honoree and freshman All-American in addition to being a Maxwell Award finalist and Davey O'Brien Award semifinalist. He also won ACC Offensive Rookie-of-the-Year.
- Helped Lawrence win the Archie Griffin Award in 2018 as the nation's most valuable player after he set school freshman records in passing yards, passing touchdowns and wins as a starting quarterback in addition to the school record for consecutive pass attempts without an interception (169).

THE STREETER FILE

PLAYING EXPERIENCE

Played quarterback at Clemson from 1995-99 ... received the inaugural Brandon Streeter Award in 1999.

BOWL PARTICIPATION AS A PLAYER

1996 Gator Bowl ... 1996 Peach Bowl ... 1998 Peach Bowl ... 1999 Peach Bowl.

EDUCATION

Degree in health science from Clemson in 1999 and a master's degree in human resource development from Clemson in 2001.

PERSONAL DATA

Born Jan. 1, 1977 ... he and his wife, Ashleigh, have three children, Chamberlin Brooke, Foard Michael and Mason Morgan.

- Coached Manning Award finalist and Davey O'Brien Award semifinalist Kelly Bryant in 2017. Earned Quarterbacks Coach-of-the-Year from 247Sports.
- Coached Clemson's first two-time Heisman Trophy finalist, Deshaun Watson. He became the first player

STREETER'S COACHING RECORD

Year	School	Position(s)	W-L	Bowl(s)
2002	Charleston Southern	QB	4-7	
2003	Charleston Southern	RC, RB	1-11	
2004	Clemson	GA	6-5	
2005	Clemson	GA	8-4	Champs Sports
2006	Liberty	QB	6-5	
2007	Liberty	QB	8-3	
2008	Liberty	QB	10-2	
2009	Liberty	OC, QB	8-3	
2010	Liberty	OC, QB	8-3	
2011	Liberty	OC, QB	7-4	
2012	Richmond	OC, QB	8-3	
2013	Richmond	OC, QB	6-6	
2014	Richmond	OC, QB	9-5	
	Clemson	RC, QB	1-0	Russell Athletic
2015	Clemson	RC, QB	14-1	Orange, CFPNCG
2016	Clemson	RC, QB	14-1	Fiesta, CFPNCG
2017	Clemson	RC, QB	12-2	Sugar
2018	Clemson	RC, QB	15-0	Cotton, CFPNCG

Years as full-time college coach:15
 Winning seasons:12
 Bowl seasons:5
 Record as an assistant coach:131-56 (.701)
 Record at Clemson:56-4 (.933)

in FBS history with at least 4,000 passing yards and 1,000 rushing yards in a season in 2015.

- Watson was a two-time recipient of the Davey O'Brien and Manning awards, given to the nation's top quarterback. He also won the 2016 Johnny Unitas Golden Arm Award and 2016 Bobby Bowden Award.
- Coached the 2015 Tigers to 11 consecutive games with at least 500 yards of total offense, a school record.
- Six of the seven teams he worked with as an offensive coordinator between the 2008-14 seasons finished the year in the top 25 of the FCS poll. That included the 2014 Richmond team that entered the FCS playoffs ranked No. 16 in the nation. Five of the last eight teams were conference champions or co-champions, and Clemson has finished in the top two in each of his four full seasons.
- Helped the 2014 Richmond team to a 9-5 record and a bid to the FCS playoffs, as the Spiders reached the second round.
- Guided Richmond to a top-20 finish in passing offense each season from 2012-14. That included a 314-yard average, eighth-best in the nation, in 2014. The Spiders also averaged 461 yards per game, 19th-most in the nation, and were second in third-down conversion percentage (51.6) and third in first downs (332).
- Richmond was seventh in the nation in passing yards (328) in 2013. Virtually every Richmond individual game, season and career school passing record was established during the 2013 season. The 2012 Richmond offense was 20th in passing offense and 21st in scoring offense. The Spider offense saw five players earn All-CAA recognition.
- Streeter served as quarterbacks coach at Liberty for six years, the last three as offensive coordinator. In 2011, Liberty led the Big South Conference in passing yards and pass efficiency.
- In 2010, Liberty averaged 36.5 points per game, a better mark than in 2009, when the Flames led the nation in scoring offense (36.4). That Liberty team won the Big South Conference title for a fourth straight year.
- He served as a graduate assistant at Clemson in 2004 and 2005, when Dabo Swinney was an assistant coach. Streeter worked with quarterback Charlie Whitehurst, third on Clemson's career passing yards chart, during those two seasons.
- Three-time letterman at Clemson from 1997-99. He was Clemson's starting quarterback the last two years. He was also a three-time member of the ACC Academic Honor Roll.



FOOTBALL SUPPORT STAFF



**CAMERON
AIKEN**

OFFENSIVE PLAYER DEVELOPMENT
5TH SEASON AT CLEMSON
CLEMSON '11

TIGERS

Cameron Aiken is in his fifth season as an offensive player development assistant. He returned in the summer of 2015 after a stint with UAB. Clemson is 55-4 with four CFP berths, four ACC titles, three national title game appearances and two national titles since he returned.

Aiken's first season was a memorable one, as the Tigers finished No. 2 in the country and advanced to the CFP National Championship Game. Aiken assisted coach Brandon Streeter with the instruction of the quarterback position. He had a positive effect on Deshaun Watson, who won three major national awards and finished third in the voting for the Heisman Trophy.

While at UAB, Aiken served as a graduate assistant working specifically with the quarterback position for the 2014 season.

Aiken earned his undergraduate degree from Clemson in communication studies in 2011.



**TRAVIS
BLANKS**

DIRECTOR OF FORMER PLAYER ENGAGEMENT & DEVELOPMENT
1ST SEASON AT CLEMSON
CLEMSON '15

TIGERS

Travis Blanks is in his first season as director of former player engagement & development. He joined the IPTAY staff in March 2017 and served as assistant director of Block C Club. He primarily engaged and connected current and former student-athletes of Clemson University through athletics, academics, IPTAY and Block C club. Prior to joining the IPTAY staff, he served as a loan officer for Oconee Federal Savings & Loan.

Blanks graduated from Clemson in December 2015 and earned a bachelor's degree in sociology. He played safety under Head Coach Dabo Swinney and was a permanent captain of the 2015 football team that defeated Oklahoma in the 2015 Orange Bowl.

Blanks currently resides in Pendleton, S.C. with his wife, Chandler. Chandler is originally from Charlotte, N.C. and is currently a wealth advisor assistant in Greenville, S.C. The couple was married in June 2016.



**DANIEL
BOYD**

VIDEO GRADUATE ASSISTANT
3RD SEASON AT CLEMSON
CLEMSON '18

TIGERS

Daniel Boyd is in his first season as a video graduate assistant. Boyd transitioned into the role in 2019 after having served as a defensive student coach since 2017.

From 2011-13, Boyd served two tours in Afghanistan as a sniper with the U.S. Army's 101st Airborne Division.

A native of Lamar, S.C., Boyd is married to his wife, Heather, and the couple has two sons, Andrew and William.



**XAVIER
BREWER**

GRADUATE ASSISTANT
1ST SEASON AT CLEMSON
CLEMSON '12

TIGERS

Xavier Brewer is in his first season as a graduate assistant after returning to the program in 2019.

Brewer joins the team's staff as a defensive assistant after having lettered for the Tigers at defensive back from 2009-12. A team captain in 2012, he appeared in 53 career games with 34 starts for Clemson, posting 193 career tackles, 23 passes broken up, 16.5 tackles for loss, five interceptions, 3.0 sacks and three forced fumbles.

Brewer was a college free agent signee by the Dallas Cowboys in 2013 and played for the Arena Football League's Jacksonville Sharks. The Jacksonville native worked as a personal trainer during and after his professional playing career.

Brewer earned his bachelor's degree in psychology from Clemson in 2012.



**MIGUEL
CHAVIS**

DEFENSIVE PLAYER DEVELOPMENT
3RD SEASON AT CLEMSON
CLEMSON '14

TIGERS

Miguel Chavis is in his third season in player development on the defensive side of the ball. His assistance helped Clemson lead the nation in scoring defense for the first time in program history (13.1 points per game) in 2018.

As a player, Chavis helped the Tigers win an ACC Atlantic Division title in 2009 and finished his career with 71 tackles in 47 games. He lettered four years (2007-10) and played four bowl games.

In 2011, Chavis signed a free-agent contract with the Pittsburgh Steelers and was on their roster that season. He was also property of the Kansas City Chiefs entering the 2012 season.

The 2014 Clemson graduate went into the seminary after his football career and worked at Crosspoint Church in Clemson before joining Swinney's staff.



**TYLER
CLEMENTS**

DIRECTOR OF ON-CAMPUS RECRUITING
3RD SEASON AT CLEMSON
WEST VIRGINIA '15

TIGERS

Tyler Clements is in his third season guiding on-campus recruiting for Clemson. He graduated from West Virginia in 2015 with a degree in business leadership and political science.

Clements oversees the recruiting graphics and mailing plan on a yearly basis. Along with day-to-day recruiting department activities, he also helps organize and plan all on campus recruiting events, such as official and unofficial visits, the All-In Cookout and junior days.

He is the son of Clemson University president Jim Clements, the 15th president of the school.

Clements graduated from Glenelg (Md.) High School.



**JEFF
DAVIS**

DIRECTOR OF PLAYER RELATIONS & EXTERNAL AFFAIRS
16TH SEASON AT CLEMSON
CLEMSON '84

TIGERS

Jeff Davis is in his 11th year as assistant athletic director for player relations and external affairs within the football program as part of his 16 years with the football program and 20 years with the university. One of Davis' major tasks is to supervise the P.A.W. Journey program.

During the six years prior to his current position, he served as an assistant athletic director for fundraising, where he helped raise funds for the WestZone Club at Memorial Stadium. He also served as the primary spokesman for Clemson University's Call Me Mister Program and served as director from 1999-03.

Davis was an All-America linebacker from 1978-81 who captained the Tigers during their 1981 national championship run. "The Judge" registered a then-Tiger-record 175 tackles in 1981. That same season, he became just the third defensive player in ACC history to be named league MVP. Davis had 14 tackles as Clemson topped Nebraska 22-15 in the 1982 Orange Bowl to claim its first national title.

In 1995, he became the fourth member of the Clemson Ring of Honor, then he was named to Clemson's Centennial Team in 1996. In 2002, he was named to the ACC's 50-Year Anniversary team.

In 2007, Davis was accorded the highest honor attainable for a college player when he was inducted into the National Football Foundation College Football Hall of Fame. He has made a name for himself outside of the Clemson community. A fifth-round draft pick by Tampa Bay in 1982, he played six seasons in the NFL. During his time as a professional, he also completed his remaining coursework and graduated in 1984.

In 1999, he returned to Clemson as field director of Call Me Mister. It seeks to recruit, train, certify and secure employment for African-American males as elementary teachers in the state's public schools. In 2001, he was awarded \$100,000 for the program from Oprah Winfrey's "Angel Network."

Davis is the president of Goal Line Stand, which supports young people as adults as they seek to remain committed to values that shape and govern their lives. The ordained pastor lives in Clemson with his wife, Joni, and their six children. His twin sons, J.D. and Judah, were linebackers on Clemson's 2016 and 2018 national championship teams. Both received their undergraduate degrees from Clemson in December 2017.



**MIKE
DOOLEY**

DIRECTOR OF OPERATIONS & PLAYER PERSONNEL
15TH SEASON AT CLEMSON
FURMAN '98

TIGERS

Mike Dooley is in his 15th year with the Tiger football program and serves as director of operations and player personnel. He is responsible for maintaining and improving relationships between high school coaches and Clemson, and also coordinates road trips. He served two years (2005,06) as a video graduate assistant (defense) and two years (2007,08) as a graduate assistant coach (offense) at Clemson. He also served as interim tight ends coach in 2008.

Dooley worked as an assistant coach at Greenville (S.C.) High School from 1998-04 before coming to Clemson. His responsibilities included defensive coordinator from 2000-04 and assistant head coach in

FOOTBALL SUPPORT STAFF

2004. In his last three years, Greenville High had a 33-4 overall record, including a 12-1 mark in 2003.

Dooley, a native of Toccoa, Ga., lettered as a defensive end at Furman from 1993-95 and had a sack at Clemson in 1994. He was also an academic honor roll member and received his degree in health & exercise science from Furman in 1998.

He is married to the former Allison Woodlee, a 2003 graduate of Clemson. They have a daughter, Eliza, and son, Austin.



ZACH FULMER

GRADUATE ASSISTANT
5TH SEASON AT CLEMSON
CLEMSON '14

TIGERS

Zach Fulmer enters his fifth season as a defensive graduate assistant. He worked the 2014 football season as a recruiting coordinator intern at Clemson.

In his first four seasons as a graduate assistant, Clemson posted a 55-4 overall record with four CFP berths, four ACC titles, three national title game appearances and two national titles.

Fulmer played football at Clemson from 2012-14. He graduated from Clemson with a degree in sports marketing. He also earned his master's degree in human resource development. He was a member of the 2012 team that defeated Louisiana State in the Chick-fil-A Bowl and was also on the 2013 team that defeated Ohio State.

He is married to Anna Fulmer and the couple has a son, Clayton. He is originally from Saluda, S.C., where he attended Saluda High School.



WESLEY GOODWIN

SENIOR DEFENSIVE ASSISTANT
8TH SEASON AT CLEMSON
MISSISSIPPI STATE '07

TIGERS

Wesley Goodwin is in his second season as senior defensive assistant and eighth with the program. He was a graduate assistant at Clemson from 2009-11, then was a defensive analyst under Brent Venables from 2012-14.

From 2015-17, Goodwin was with the Arizona Cardinals under head coach Bruce Arians. Goodwin helped the Cardinals to a 28-19-1 record as a senior defensive analyst during that time, including a 13-3 record in 2015, when the Cardinals reached the second round of the NFL playoffs.

Goodwin is a graduate of Mississippi State and earned his start in coaching with the Bulldogs as a graduate assistant. He earned his undergraduate degree in 2007 and a master's degree from Mississippi State in 2009. He and his wife, Jennalee, have a daughter, Emma.



D.J. GORDON

ASSISTANT DIRECTOR OF OPERATIONS, CREATIVE MEDIA
12TH SEASON AT CLEMSON
SOUTH CAROLINA '08

TIGERS

D.J. Gordon is in his 12th year with the Clemson football program. He is in his fourth year of assisting the director of football operations with team travel, team events & day-to-day football operations while also aiding athletic

communications in the football program's social media efforts.

Gordon was a graduate assistant & intern in the equipment room prior to being named the assistant director of equipment for football in 2013.

During his time in the equipment room, he began assisting athletic communications with its social media presence within the football program which has since given him the opportunity to be in his current dual role as assistant director of football operations and creative media.

Gordon earned his undergraduate degree from South Carolina in 2008 in sports & entertainment management. He completed his master's degree from Clemson in 2011 in educational counseling. He and his wife, Stephanie, reside in Central and have a son, Whit. Stephanie is an orthopedic surgical sales representative with Johnson & Johnson.



TODD GREEN

DIRECTOR OF VIDEO & TECHNOLOGY
6TH SEASON AT CLEMSON
TENNESSEE '02

TIGERS

Todd Green is in his sixth season as director of football coaching technology. He oversees all aspects of coaching video and the technology associated with its production. He also is responsible for highlight films throughout the season.

Green came to Clemson after serving five years as video coordinator at Navy (2009-13). He contributed to a Navy program that went to a bowl game each season.

He has been involved in the video aspect of college football for 14 years. Prior to his stint at Navy he worked as an assistant video coordinator at Arkansas in 2008, was an assistant video coordinator at South Carolina from 2004-06 and was a video graduate assistant at The Citadel from 2003-04.

Green also has three years of experience in coaching and teaching. He was an assistant coach at Bishop England High School in Charleston, S.C., during the 2002-03 academic year and was a teacher and coach at First Baptist Church School of Charleston, S.C., from 2006-08.

Green married his wife, Lauren, in 2014 and the couple has a son, Thaddeus Lee.



TYLER GRISHAM

OFFENSIVE ANALYST & ASSISTANT CAMP DIRECTOR
6TH SEASON AT CLEMSON
CLEMSON '09

TIGERS

Tyler Grisham is in his sixth year as a member of Clemson's staff, his third for offensive analyst and second as assistant camp director, but he is no stranger to Clemson, as he was a four-year letterman for the Tigers during the 2005-08 seasons. He finished his career with 132 receptions for 1,390 yards and eight touchdowns.

Grisham signed with the Pittsburgh Steelers as a free agent in 2009 and played for the Steelers that year. He was on the Steelers' practice squad in 2010 and 2011, and with the Denver Broncos' practice squad in 2012.

Grisham has had a positive influence on the Tiger wide receiving corps. In 2014, he helped Mike Williams and Artavis Scott to All-ACC honors, and Scott for a second time in 2015. Williams was a first-round pick after the 2016 season. Deon Cain and Ray-Ray McCloud were sixth-round draft picks after the 2017 season.

Grisham and his wife, Maggie, have three children.



PAUL HARRINGTON

DIRECTOR OF NUTRITION
4TH SEASON AT CLEMSON
FLORIDA '04


TIGERS

Paul Harrington is in his fourth year as director of nutrition with the football program. In his first three seasons at Clemson, the Tigers earned three ACC titles, three CFP berths and two national championships.

Born and raised in Seminole, Fla., Harrington graduated from Florida in 2004 with a bachelor's degree in food science & human nutrition. During his first three years out of school, he worked in a clinical setting in Gainesville, Fla.

Harrington later attended Auburn and graduated with a master's degree in nutrition & food science in 2009. During his last year at Auburn, he began working in the sports nutrition field and moved to Atlanta, Ga., where he worked in the clinical setting as a personal trainer.

In 2013, he was hired by Alabama as assistant director of performance nutrition. At Alabama, he managed all aspects of nutrition for men's basketball, women's gymnastics, swimming, track & field, women's soccer and assisted with football. He worked at Alabama for three years before moving to Clemson.



BRANDON MCCOMBS

SPECIAL TEAMS PLAYER DEVELOPMENT & ASSISTANT CAMP DIRECTOR
10TH SEASON AT CLEMSON
CLEMSON '09

TIGERS

Brandon McCombs is in his 10th year at Clemson and his seventh working with special teams. He works with kickers and had a positive effect on the performance of Chandler Catanzaro, one of the most accurate kickers in Tiger history.

Catanzaro made 39 of his last 41 field-goal attempts and scored 404 points, second-most in ACC history. Catanzaro made the NFL All-Rookie Team in 2014 and played his fourth NFL season in 2017. He also helped Greg Huegel to All-America status in 2015 as a freshman walk-on. Huegel led the nation with 27 field goals made. He was an All-ACC kicker again in 2016.

McCombs began his career working as a student assistant at Clemson in 2009 and was a player development coach in the strength training room from 2010-12. He earned a bachelor's degree in sport management from Clemson in 2009.



DEANDRE MCDANIEL

DEFENSIVE ANALYST & ASSISTANT CAMP DIRECTOR
5TH SEASON AT CLEMSON
CLEMSON '10

TIGERS

DeAndre McDaniel is in his fifth season on staff at Clemson and his second as a defensive analyst and assistant camp director. Prior to entering his current role, he was one of the top safeties at Clemson in the 2000s.

McDaniel was a first-team All-America safety in 2009 and third-team selection in 2010. He tied for third in the nation and was first in the ACC in interceptions in 2009. He also was among the national leaders in interception return yards in 2009 with 128. He was also the only player in the nation in 2009 to have at least eight interceptions and 100 tackles.

FOOTBALL SUPPORT STAFF

McDaniel led Clemson in interceptions and tackles in 2010 as a senior. He finished his career with 15 interceptions in his 53 games and was a two-time first-team All-ACC selection.

McDaniel's first season on staff was a successful one with the Tigers, as his alma mater reached the national championship game and finished No. 2 in the polls with a 14-1 record. His second year was even better, as the Tigers won the 2016 national championship. Clemson is 40-4 with three ACC titles since he returned to Tiger-town.

McDaniel earned his degree from Clemson in 2010.



**RODERICK
MCDOWELL**

GRADUATE ASSISTANT
1ST SEASON AT CLEMSON
CLEMSON '13

TIGERS

Roderick McDowell is in his first season as a graduate assistant after returning to the program in 2019.

McDowell assists with the team's offense after playing running back for the Tigers from 2010-13. During his playing career, he accrued 1,699 rushing yards and 12 rushing touchdowns on 318 carries and 231 receiving yards and two receiving touchdowns on 34 receptions. He earned third-team All-ACC honors as a senior in 2013.

A native of Sumter, S.C. McDowell graduated from Clemson with a degree in sociology in 2013.



**MAVERICK
MORRIS**

GRADUATE ASSISTANT
2ND SEASON AT CLEMSON
CLEMSON '17

TIGERS

Maverick Morris is in his second year as a graduate assistant working with the offense.

During his playing career, Morris was a key member of the Tiger football class of 2017 that finished with an ACC-record 50 wins, three ACC championships, three College Football Playoff appearances and a national championship in 2016.

Morris, who graduated prior to the 2017 season, was the top reserve on the offensive line during the 2015-17 seasons and was a co-captain of the 2017 team. He played 48 games and had 34 knockdowns and 1,207 snaps in his four-year career. He was also co-winner of the 2016 team's 12th Man Award on offense.



**DANNY
POOLE**

DIRECTOR OF SPORTS MEDICINE
37TH SEASON AT CLEMSON
WESTERN CAROLINA '79

TIGERS

Danny Poole is in his 19th season as Clemson's director of sports medicine, but he is a veteran of 36 years working in the Tiger athletic training facility. He supervises the athletic training needs of all student-athletes, but his primary area of emphasis is with the football program. He has 38 years of full-time experience in the athletic training field.

Poole served as head athletic trainer for the Carolina Chargers of the American Football Association in 1979. In 1980, he became an assistant trainer at Memphis. During his career as a full-time assistant there, he

earned his master's degree in health education. Poole came to Clemson in 1984 as an assistant under trainer Fred Hoover.

Poole was honored in 2001 with the Athletic Trainers Service Award, presented by the National Athletic Trainers Association to role models who are future leaders of the training profession. He was inducted into the West Mecklenburg High School Athletic Hall of Fame in 2019.

The Charlotte, N.C. native is married to the former Beth Morgan. The couple has two daughters, Jacqui Elaine and Abby Blair, and a grandson, Carter Jackson White.

A 1979 Western Carolina graduate, Poole earned a bachelor's degree in health & physical education.



**ABE
REED**

DIRECTOR OF EQUIPMENT
21ST SEASON AT CLEMSON
HOUSTON '97

TIGERS

Abe Reed has been at Clemson in a full-time capacity since 1998, but this marks his sixth year as director of equipment for football. He coordinates all the team's equipment needs, which includes travel.

Reed is a 1997 graduate of Houston, where he earned a biology degree. He was a student manager at Houston, then was hired in a full-time capacity at Clemson. He has been involved with all Tiger sports during his career, but has seen his most service with football.

Reed has been the AEMA District III secretary since 2011 and was the AEMA District III Equipment Manager-of-the-Year in 2012.

He is married to the former Holly Hepfer of Sumter, S.C. They have two children, a son, Lance, and a daughter, Lillian.



**KYLE
RICHARDSON**

SENIOR OFFENSIVE ASSISTANT
4TH SEASON AT CLEMSON
APPALACHIAN STATE '01

TIGERS

Kyle Richardson is in his fourth season on staff working with the offense at Clemson. He was hired after an outstanding career as head coach at Northwestern High School in Rock Hill, S.C.

Clemson is 41-3 since Richardson joined the staff prior to the 2016 campaign, including three ACC championships, three CFP berths and two national titles.

Richardson was the head coach at Northwestern from 2011-15. In that time, his program posted a 58-14 record and won state championships in 2013 and 2015. His 2013 team finished seventh nationally in the final USA Today rankings.

Richardson guided Northwestern to three state title game appearances and won four regional championships. He was 13-3 in postseason play in his five years as the head coach. Northwestern also won the state title in 2010 when he was an assistant coach under Jimmy Wallace.

Among Richardson's former players is former Oklahoma State quarterback Mason Rudolph. Rudolph's brother, Logan, is a sophomore at Clemson.

Richardson has previous coaching experience at the college level, having coached wide receivers at Southeastern Louisiana. He is a 2001 graduate of Appalachian State.



**BRAD
SCOTT**

DIRECTOR OF PLAYER DEVELOPMENT & RECRUITING TRANSITION
21ST SEASON AT CLEMSON
SOUTH FLORIDA '79

TIGERS

Brad Scott is in his 21st year with the program, including his ninth as an assistant athletic director. He moved into administration in 2011 after 12 years as an assistant coach from 1999-10. His 12-year tenure, which included supervising the offensive line, is tied for the ninth longest for an assistant coach in the program's history.

Scott works primarily with the football program in various administrative duties, but he has department-wide responsibilities when it comes to serving as a liaison between Clemson and high schools in securing documents needed to gain admission.

Clemson had great success on the gridiron during Scott's tenure. At the time of his retirement, the Tigers recorded seven of the top-nine yards-per-play seasons in school history, six of the top-eight seasons in total offense, each of the top-five touchdown teams and each of the top-nine passing yardage teams during his 12-year career. He also coached 15 First or Second-Team All-ACC players, including five who earned All-America honors. An outstanding recruiter, Scott signed Sammy Watkins in 2011 just before he retired as an on-field coach. Watkins was the No. 4 overall pick of the 2014 NFL draft.

Scott served under Bobby Bowden at Florida State from 1983-93. He was the program's offensive coordinator from 1990-93. In 1993, Florida State won its first national title and Seminole quarterback Charlie Ward became the school's first Heisman Trophy winner. Scott later served as head coach at South Carolina from 1994-98.

Scott is a 1979 graduate of South Florida and earned a master's degree from Florida State in 1984. He was born on Sept. 30, 1954 in Arcadia, Fla. and is married to Daryle. The couple has two sons, Jeff and John. Jeff is Clemson's co-offensive coordinator and John is a doctor in Boston, Mass.



**JORDAN
SORRELLS**

DIRECTOR OF RECRUITING OPERATIONS
5TH SEASON AT CLEMSON
FURMAN '09

TIGERS

Jordan Sorrells is in his fifth season with the Clemson football program, where he manages the day-to-day operations of football recruiting. Sorrells' list of duties includes organizing prospect visits, prospect communications, coaches recruiting travel logistics and planning and executing recruiting events.

In his first four seasons at Clemson, Clemson posted a 55-4 overall record with four CFP berths, four ACC titles, three national title game appearances and two national titles.

The Greenville, S.C., native came to Clemson in 2014 from Furman, where Sorrells served as director of football operations during the 2011-14 seasons and was a part of the 2013 Southern Conference championship team.

Sorrells earned his degree from Furman in 2009, where he was a two-year starter at quarterback. He holds career records for passing touchdowns and is second in passing yards and completions.

He and his wife, Sarah Kathryn, an instructor with the ClemsonLIFE program, reside in Clemson and have two children, Will and Jack.

FOOTBALL SUPPORT STAFF



BILL SPIERS

SENIOR SPECIAL TEAMS ASSISTANT
4TH SEASON AT CLEMSON
CLEMSON '18

TIGERS

Bill Spiers is in his second year as senior special teams assistant.

Spiers also assisted with the special teams during the 2016 and 2017 seasons, when he was back to Clemson earning his degree as part of the Tiger Trust Program. Clemson won the ACC championship both years and the national title in 2016.

Spiers was one of the top baseball players at Clemson from 1985-87. He was the No. 13 overall selection of the 1987 MLB draft after earning All-America honors. Spiers also played football for the Tigers in 1986 and was the team's starting punter when the Tigers won the ACC championship.

Spiers went on to play 13 years in the major leagues from 1989-01 with the Milwaukee Brewers, New York Mets and Houston Astros. He played 1,252 games at the major league level.

A native of Cameron, S.C., Spiers had experience coaching high school football and baseball prior to returning to Clemson to earn his degree and work with the football program.

Stuckey joins the staff after playing quarterback and wide receiver for the Tigers from 2003-06. The 2006 first-team All-ACC selection finished his career with 141 career receptions for 1,760 yards and seven touchdowns. After spending the 2003 season as the backup quarterback to Charlie Whitehurst, he transitioned to wide receiver and completed his career having scored four different ways (rush, pass, reception and punt return).

Following his collegiate playing career, Stuckey spent five seasons in the NFL from 2007-11 with the New York Jets, Cleveland Browns and Arizona Cardinals after being selected in the seventh round of the 2007 NFL Draft.

A native of Warner Robins, Ga., Stuckey graduated from Clemson in 2006 with a degree in management. He and his wife, Summer, have a son, Aiden.



ROSS TAYLOR

DIRECTOR OF COMMUNICATIONS
2ND SEASON AT CLEMSON
MISSOURI '10

TIGERS

Ross Taylor is in his second year as director of football communications. He replaced CoSIDA Hall of Famer Tim Bourret in July 2018 and is just the third director of football communications at Clemson since 1955. Clemson received a Super 11 Award from the Football Writers of America in his first year (2018).

Taylor came to Clemson after working seven years with the Washington Redskins, including the last three seasons as director of communications. He began as a media services assistant with the Redskins in 2011 at the age of 22.

Taylor graduated magna cum laude from the University of Missouri School of Journalism in 2010.



THAD TURNIPSEED

DIRECTOR OF RECRUITING OPERATIONS & EXTERNAL AFFAIRS
7TH SEASON AT CLEMSON
ALABAMA '95

TIGERS


Thad Turnipseed is in his seventh year as director of recruiting operations and external affairs. Turnipseed works closely with the staff organizing all recruiting activities and has been instrumental in the planning of the Allen N. Reeves Football Complex, which opened in February 2017. Turnipseed has finished in the top 15 each of his first six years with the program, including winning four ACC titles from 2015-18 and national championships in 2016 and 2018.

He came to Clemson after spending the previous 11 years at Alabama, where he started as director of capital projects, designing and overseeing over \$200 million in athletic projects. Some of these projects included two endzone expansions and a \$40 million in improvement to the football facility. He ended his career at Alabama as the associate athletic director for special projects while serving as director of football external affairs.

Turnipseed earned a degree from Alabama in political science in 1995. He was a member of the football team from 1990-92 and became a student assistant from 1993-95 after an injury. He and Swinney were both members of Alabama's 1992 national championship team. Alabama won the national title in 2011 and 2012, his final two seasons with the Crimson Tide program.

Prior to joining the staff at Alabama, Turnipseed was a project manager at Beaver Construction from 1995-97 as well as owner of Calvary Construction and Calvary Flooring from 1997-03.

Turnipseed is married to the former Melissa Nix. The couple has three daughters, Mallory, Marian and Marlee, and a son, Lee.



CHANSI STUCKEY

VIDEO GRADUATE ASSISTANT
1ST SEASON AT CLEMSON
CLEMSON '06

TIGERS

Chansi Stuckey is in his first season as a video graduate assistant after returning to the program in 2019.



SAVANNAH BAILEY
Director of Life Skills & Community Service



JENNIFER BENTON
Administrative Business Manager



SCOTT CROTHERS
Sports Medicine Assistant



ABBY DEDecker
Sports Medicine Assistant



BETH DOUGLAS
Senior Administrative Assistant, Head Coach



HALI FOREMAN
Performance Chef



HENRY GUESS
Video Services Assistant



RASHARD HALL
Director of Career & Professional Development



DR. STEVEN MARTIN
Physician



JAYSE McQUAIG
Video Services Assistant



LINDSEY MORRIS
Administrative Assistant, Recruiting



REGGIE PLEASANT
Life Coach



DR. LEN REEVES
Physician



JOE ROBBINS
Graphic Design Coordinator



ASHLEY SPIERS
Administrative Assistant, Head Coach



JILL WILLIAMS-WILKS
Administrative Assistant, Administration



REN WINDHAM
Administrative Assistant, Offense, Defense, Administration



NICK YARID
Equipment Assistant

#CLEMSONFAMILY

UNIVERSITY PRESIDENT



JIM CLEMENTS

 **CLEMSON UNIVERSITY PRESIDENT**
 **7TH SEASON AT CLEMSON**
 **UMBC '85**

Jim Clements became Clemson University's 15th president on Dec. 31, 2013 after serving as president of West Virginia University. Since his arrival, the value of the Tiger Paw has never been higher, driven by the university's elevated academic reputation and the exposure from Clemson's athletic success on the national stage.

Under Clements' leadership, Clemson has raised the bar in admissions, enrollment, research, graduation and retention rates and fundraising, including the successful completion of the \$1 billion Will To Lead capital campaign. In addition, the campus is currently undergoing the largest construction boom in the history of the university.

Clements is a nationally-recognized leader in higher education who has served as president of a university in three different athletic conferences, Big East Conference, Big 12 Conference and ACC, where he served as the 2016-17 chair of the ACC Council of Presidents. He currently serves on the board of directors of the American Council on Education and on the executive committees for the Association of Public & Land-Grant

UNDER CLEMENTS' LEADERSHIP

- Undergraduate applications have increased 56 percent.
- Freshman ACT and SAT scores are at an all-time high.
- ClemsonForward strategic plan was launched.
- Research awards have increased 90 percent.
- Clemson re-affirmed Carnegie R1 highest research activity
- Clemson has raised nearly \$800 million in private funds.
- The value of Clemson Foundation Endowment has increased 40 percent.
- He has led commencement ceremonies for more than 32,300 graduates.

Universities, the Council of Competitiveness and the Business Higher Education Forum.

He holds a bachelor of science degree in computer science as well as a master's degree and Ph.D. in operations analysis from the University of Maryland-Baltimore County. He also holds an M.S. degree in computer science from Johns Hopkins University and was awarded an honorary degree as doctor of public education from his alma mater, UMBC.



His "Successful Project Management" book is now in its seventh edition and has been published in multiple languages and used in numerous countries.

Clements was born in Arlington, Va., but he spent the majority of his life in Maryland before relocating to West Virginia and then Clemson. He and his wife, Beth, have been married for 28 years and have four children, Tyler, Hannah, Maggie and Grace, and two sons-in-law, Tanner Coombs and Max Kinser.



THE CLEMENTS FAMILY - JIM AND WIFE, BETH, WITH (FROM LEFT TO RIGHT) SON-IN-LAW, TANNER COOMBS, CHILDREN, MAGGIE, GRACE, TYLER AND HANNAH AND SON-IN-LAW, MAX KINSER.

DIRECTOR OF ATHLETICS



DAN RADAKOVICH

 **DIRECTOR OF ATHLETICS**
 **7TH SEASON AT CLEMSON**
 **INDIANA (PA.) '80**

Since 2013, the athletic department has received approvals for \$170 million in facility improvements and increased spending on direct student-athlete development programs, including nutrition, mental health and professional development, by \$2.4 million. His department has increased overall revenue from \$69 million in fiscal year 2014 to a budgeted \$126 million in fiscal year 2020. As a result of the litany of accomplishments, he was the 2017 SportsBusiness Journal Athletic Director-of-the-Year after being a finalist in 2015.

Prior to his arrival, he amassed a wealth of experience serving in significant athletic administrative roles at Miami (Fla.), Long Beach State, South Carolina and Louisiana State in addition to athletic directorships at American University and Georgia Tech. His administrative career spans 30 years.

College football entered a new era in 2014 with the College Football Playoff, and Radakovich was at the forefront. He was one of 13 people, including one of only five FBS directors of athletics, to be named to the committee.

Radakovich came to Clemson from Georgia Tech, where he served with distinction for six years (2006-12). Just Clemson's fifth director of athletics since 1940, he replaced Terry Don Phillips, who retired after over 10 years directing the program.

Prior to his tenure at Georgia Tech, he worked as a senior associate athletic director at Louisiana State from 2001-06. He

had many responsibilities that dealt with the football program and worked closely with then Head Coach Nick Saban, including the year (2003) the Tigers won the national title.

Between 1994 and 2000, he served as chief financial officer at South Carolina. During that time, he worked with current Clemson football administrators Woody McCorvey and Brad Scott.

He gained experience on the West Coast from 1989-94, when he was a senior associate athletic director at Long Beach State. He got his start in administration at Miami (Fla.) in 1983 as the athletic business manager.

The Aliquippa, Pa. native was first made aware of Tiger athletics through the basketball exploits of Butch Zatezalo, who was from the same town. Zatezalo was a three-time All-ACC Tiger whose legendary 25-point scoring nights received a lot of attention in Pennsylvania in the 1960s when Radakovich was a youth.

Radakovich is a 1980 graduate of Indiana (Pa.), where he earned a bachelor's degree in finance. He was also a football letterman and student coach with the Crimson Hawk program. He was enshrined into the Beaver County Sports Hall of Fame in 2008 and was recognized as a distinguished alumnus from Indiana in 2009. Radakovich earned his master's degree in business administration from Miami (Fla.) in 1982.

Radakovich, born June 9, 1958, and his wife, Marcie, have two sons, Christian, a 2012 Georgia Tech graduate, and Grant, a 2015 Mercer graduate who was a tight end on Clemson's 2016 national championship football team.

Dan Radakovich is in his seventh full academic year at Clemson as director of athletics after being named to the post on Dec. 1, 2012. He has helped lead Clemson to new heights in nearly every area, which includes program records for GPA, GSR and APR, two College Football Playoff national championships, more than \$170 million in facility upgrades around the athletic district and more than doubling department revenue.

Radakovich has led Clemson athletics to a period of sustained success, considered among the greatest stretches in school history.

The most recent school year saw Clemson again claim a football title, achieving the first 15-0 record since 1897 and beating its two playoff opponents by 27 and 28 points, respectively, with a team that had a record 26 graduates on the roster. The year will also be remembered for Head Coach Amanda Butler leading the women's basketball team to the NCAA second round in her first season. Clemson also advanced to NCAA competition in women's soccer, baseball, track & field, men's golf and women's golf. The men's golf team finished tied for No. 8 in the nation.

Seven programs set records in APR, with six earning national recognition for being in the top-10 percent nationally.

Student-athlete development continues to be a driving force for the athletic department under Radakovich, and the Nieri Family Student-Athlete Enrichment Center in the WestZone is a state-of-the-art facility for student-athlete development in the classroom and community. The development, rebranding and expansion of football's P.A.W. Journey highlights a best-in-class approach to preparation for life after their football careers.

The athletic district has received a near-complete facelift in the past few years. Two years ago, Littlejohn



Coliseum opened to rave reviews following a \$63 million renovation. The Allen N. Reeves Football Complex opened in 2017 and has set the standard for football facilities around the country. Additionally, Duckworth Family Tennis Center opened its doors in 2019, and the new softball stadium is set to open in late 2019.



THE RADAKOVICH FAMILY - (FROM LEFT TO RIGHT) CHRISTIAN, DAN, GRANT AND MARCIE.

CLEMSON TIGERS NETWORK



((SiriusXM))

TUNE IN



DON MUNSON

DIRECTOR OF BROADCASTING
10TH SEASON AT CLEMSON
APPALACHIAN STATE '84

TIGERS

Don Munson is in his 10th year with the Clemson athletic department in a full-time capacity and his sixth year as director of broadcasting. Munson is a familiar name to Tiger fans because of his involvement with the Clemson radio network since 1994.

He took over the new position of creative media services director in July 2010 and had department-wide responsibilities, with an emphasis on football. In 2014, he was named director of broadcasting and became the play-by-play voice of Clemson football, just the third person to hold that position since 1968.

Munson also continues to serve as the host of the Clemson football and basketball coaches radio call-in program, "Tiger Calls," and provides play-by-play commentary for men's basketball and baseball as well as various Clemson Olympic sports.

Munson has covered Clemson athletics since 1994, when he first joined the network as the network's football pregame, halftime and Fifth Quarter Show host. In 2003, he rejoined the network as host of the Tiger Tailgate Show and Fifth Quarter Show. When Jim Phillips passed away in 2003, he assumed the duties as host of Tiger Calls and play-by-play announcer for women's basketball and baseball.

Munson is a 1984 graduate of Appalachian State with a degree in communications. He was the play-by-play announcer at Appalachian State from 1984-91.

Married on May 26, 1984, Munson and his wife Elizabeth, have one daughter, Michelle.


DON MUNSON
IS IN HIS SIXTH
SEASON AS "VOICE
OF THE TIGERS."



INSIDE CLEMSON FOOTBALL WITH DABO SWINNEY

Location	Station	Channel	Day	Time
Columbia, S.C.	WACH TV	Fox 57	Sunday	10:30 a.m.
Myrtle Beach, S.C.	WBTW TV	CBS 13	Sunday	11:30 a.m.
Charleston, S.C.	WCBD DT2	CW 14	Sunday	12:30 p.m.
Charleston, S.C.	WCBD TV	NBC 2	Sunday	11:30 p.m.
Augusta, Ga.	WJBF TV	ABC 6	Sunday	2:30 p.m.
SPARTANBURG, S.C.	WSPA TV	CBS 7	Monday	7:30 p.m.
Southeast	Fox Sports TV		Tuesday	5:30 p.m.
Savannah, Ga.	WSAV TV	NBC 3	Tuesday	6:30 p.m.

Note: Flagship station in **ORANGE**.



GAMEDAY RADIO AFFILIATES

Location	Station	On the Dial
Andrews, S.C.	WGTV	100.7 FM
Atlanta, Ga.	WGKA	920 AM
Augusta, Ga.	WGUS	102.7 FM
Camden, S.C.	WPUB	102.7 FM
Charleston, S.C.	WQSC	98.5 FM
Charlotte, N.C.	WZGV	730 AM
CLEMSON, S.C.	WCPC	105.5 FM
Columbia, S.C.	WCOS	1400 AM
Florence, S.C.	WSIM	97.1 FM
Greenville, S.C.	WTPT	93.3 FM
	ESPN Upstate	97.7 FM
		1330 AM
Greenwood, S.C.	WCRS	98.5 FM
		1450 AM
Hampton, S.C.	WBHC	92.1 FM
Hilton Head, S.C.	WHHW	96.1 FM
		1130 AM
Lincolnton, N.C.	WLON	1050 AM
Loris, S.C.	WLSC	1240 AM
Myrtle Beach, S.C.	WEZV	105.9 FM
	WYEZ	94.5 FM
Newberry, S.C.	WKDK	1240 AM
Orangeburg, S.C.	WGFG	105.3 FM
Rock Hill, S.C.	WRHI	100.1 FM
		1340 AM
Spartanburg, S.C.	ESPN Upstate	97.1 FM
		950 AM
Sumter, S.C.	WWBD	94.7 FM
Union, S.C.	WBCU	103.5 FM
		1460 AM

Note: Flagship station in **ORANGE**.



FIRST WE ROCK.

CLEMSON

THEN WE ROLL.

WE DO THIS

ACCN is the home for 40 football games, 150 men's and women's basketball games and 250 Olympic sports events. Get closer to 15 championship-winning programs with inside access, studio programming and ESPN Films documentaries. Catch Tiger action all year long, including the defending National Champions on the new home of the ACC.

Check GetACCN.com for current providers.

ACCN
ESPN

ALLEN N. REEVES FOOTBALL COMPLEX



The talk of college football prior to the 2017 season from a facility standpoint was Clemson's state-of-the-art Allen N. Reeves Football Complex. The \$55 million facility that is 142,000 square feet has all the bells and whistles, but is also among the most functional of its kind nationally. That was the goal in the first place for Thad Turnipseed when he met with Head Coach Dabo Swinney about his vision for a football facility seven years ago.

"Coach Swinney has always lived by the slogan, 'Best is the Standard,' and that is what he sought to do in the design of this building," said Turnipseed. "I went to 36 different football facilities around the nation. He said to take the best from each place, and that is what we did."

The first thing you see when you step into the lobby are the national championship trophies. The lobby also includes a replica of Howard's Rock

and the Hill from Memorial Stadium. At the top of the Hill, there is a button you can push to listen to Brent Musburger and Kirk Herbstreit describe college football's greatest entrance. It is audio taken from the Clemson vs. Georgia game in 2013.

Off the lobby to the right is the area for P.A.W. Journey. That is where Jeff Davis and his staff are located. It provides a study area, but also houses meeting rooms for community service activities

and meeting places for prospective employers who are considering hiring Clemson football players after their careers end.

A corridor outside the P.A.W. Journey area takes you to the dining area. This area is spacious and includes a biometric scanner that helps develop each player's food intake based on their current weight.

Adjacent to the dining area are the outside and inside players' village. The outside area includes a nine-hole miniature golf course, a covered full-court basketball facility with glass backboards and a state-of-the-art surface, an artificial-surface wiffle ball diamond, sand volleyball facility, a horseshoe pit, wading pool with a Tiger Paw monument, outdoor kitchen and lounge area with a 20-foot video screen.

Overall, the outdoor village is 1.5 acres and cost over \$1.5 million to build.

Back inside the player facility and through glass doors is the indoor area that is complete with a two-lane bowling alley, Pop-A-Shot, video game area, multiple ping-pong and pool tables and a table shuffleboard. Adjacent to the ping-pong tables is a golf simulator where you can play Augusta National, St. Andrews and Pebble Beach along with many other great golf courses from around the world.

Down the corridor from the golf simulator is a barber shop and shoeshine area. Next to the barber shop is the nap room, a concept that has gotten plenty of attention.

The weight room is 23,000 square feet. It looks to be the length of a football field, and the entire team can work out in it at one time.

After practice, especially during hot weather, players step into a cold tub (47



ALLEN N. REEVES FOOTBALL COMPLEX



degrees) to help in recovery. Through the 2016 season, large tubs were brought to the outside wall of the indoor football facility and players traded off getting into the tubs. Now, there is one large horizontal cold tub that can handle 61 players at any one time, making the process much more efficient.

The training room is also state-of-the-art with a lap pool and four therapy pools. It is a spacious facility that makes

director of sports medicine Danny Poole smile every day.

The second floor features the offices for each coach. Swinney's office is in the corner and fittingly overlooks the practice fields at one side and the outdoor basketball court on the other.

The second floor is the home of Clemson football's video department. It is a facility that rivals a facility you would see on a tour at ESPN. A studio is

the home of interviews and photos that you see on social media. The room also has a direct fiber-optic line to ESPN in Bristol, Conn.

The second floor has a meeting room for each position and the team meeting room that has seats for 180 (up from 158 for the team meeting room at Memorial Stadium).

The second floor also features a movie theater with 20 lounge chairs. On

any night, players can bring their favorite movie and watch it on the big screen.

And finally, there is the slide!

"This idea came straight from coach Swinney," said Turnipseed. "He saw it at the Google headquarters in the 2013 movie, 'The Internship.' He loved it."

The slide is located near the back of the building and is the quickest way from the second floor to the door that leads to the practice fields.



P.A.W. JOURNEY



Football might not be a lifelong profession, but what you learn from it empowers you for a lifetime." This realization made by Jeff Davis, former Tiger All-America linebacker, captain of the 1981 national championship team and current director of player relations & external affairs, has formed the foundation of his professional career in Clemson's athletic department. It has culminated in the establishment of a new standard for student-athlete development.

While the recent construction of Clemson's new Allen N. Reeves Football Complex has naturally garnered widespread attention due to its grandiose appearance and luxurious features, the most significant characteristic of the new football complex is the presence of P.A.W. Journey, a program that redefines the experience of a college football student-athlete. The P.A.W. Journey suite greets you on the right as soon as you enter the facility, setting a clear precedent for the significance Head Coach Dabo Swinney has chosen to place on this transformative leadership initiative.

P.A.W., an acronym for "Passionate About Winning," encourages football student-athletes to maintain a continually competitive posture towards all aspects of the journey of life. Composed of three pillars that Davis believes best prepares football players for their future roles as leaders in their careers, communities and homes, P.A.W. Journey develops football student-athletes holistically.

"Our football student-athletes have to go to practice, lift weights and focus on their academics," said Davis when explaining P.A.W. Journey's philosophy, "Sometimes, life gets lost in all of that. So, my goal is for P.A.W. Journey to keep life at the forefront of their minds."

Striped, the personal growth pillar of P.A.W. Journey headed by Davis, is centered on the idea that Tigers are made

rather than born, and focuses on instilling character, confidence and conviction into the players. Charged with tasks that require them to identify their core values or construct personal and professional plans for their futures, Striped asks the players to identify who they are, what they believe and act according to those identities and beliefs.

Working closely with Davis is Savannah Bailey, who serves as director of life skills & community service and is responsible for the C.U. in Life pillar of P.A.W. Journey. Bailey creates, offers and aids the players in executing a variety of opportunities, such as civic engagement initiatives and preparatory

workshops, that develop and enhance the life skills essential to their success at Clemson and beyond.

"Whether it's in the community, their hometowns or across the country, the players use their influence and passions to serve others," said Bailey. "P.A.W. Journey is able to broaden their worldview while supporting them in their own development."

Inspired by the concepts of educate, empower and engage, the C.U. in Life program has been integral to Clemson players taking part in life-changing experiences, such as annual service trips like the most-recent venture to Thailand in the summer of 2019.

Davis also works closely with Rashard Hall, former Tiger safety (2009-12) and director of career & professional development, who heads the third pillar of P.A.W. Journey, designated as 5th Quarter. The program promotes and provides professional development for football student-athletes.

From networking with professionals in their fields of interest, to attending workshops on how to thrive in their careers, 5th Quarter emphasizes the importance of each Clemson player's accessibility to marketplace knowledge and experiences.

A shining example of the groundbreaking work being conducted through P.A.W. Journey's 5th Quarter program is the placement of dozens of players in micro-internships within different companies across the country this past spring. They were able to cultivate skills and increase their expertise and interests in fields such as product marketing, sales, entrepreneurship and company logistics among others.

With the abundance of commitments that college football requires of every player, the narrative for his evolution has always begun and ended with the sport of football. However, P.A.W. Journey is changing that narrative by viewing football as a gateway to countless growth opportunities and life lessons for its students. As a result of this exceptional student-athlete-driven leadership initiative, Tiger players are discovering that in earnest.

At its very core, P.A.W. Journey empowers Tiger players to be in constant pursuit of self-improvement. The message Davis often provides, "True champions always seek new victories," speaks to this pursuit and the understanding that the Clemson football student-athlete can achieve success on and off the field, now and for the rest of their lives.



SAVANNAH BAILEY (LEFT), JEFF DAVIS (CENTER) AND RASHARD HALL (RIGHT) LEAD CLEMSON'S INNOVATIVE P.A.W. JOURNEY PROGRAM.

STRENGTH & CONDITIONING

As part of the new Allen N. Reeves Football Complex that opened on Feb. 1, 2017, the Tiger program opened one of the top strength training facilities in the nation. The 23,000 square-foot football facility has all the latest in modern strength training that helps the Tigers prepare year-round.

The facility includes 20 inlay platforms, 30 pieces of cardio equipment, a full line of fatbells, kettlebells and dumbbells, eight different training zones and a nutrition bar.

The facility also has the latest high-tech sound system, many flatscreens and the best lighting available that puts wall graphics in full view, leading to the best possible work environment.

The facility is attached to the indoor football facility and faces the outdoor practice facility, making for the most convenient and efficient facility in the nation.

STRENGTH ALL-AMERICANS

1978	Rich Tuten, MG
1981	Jeff Davis, LB Jeff Bryant, DT Lee Nanney, OT
1983	William Perry, MG
1984	Kenny Flowers, TB
1985	Jim Riggs, TE
1986	Ty Granger, OT
1987	Danny Pearman, TE
1988	Donnell Woolford, DB
1989	Vince Taylor, LB
1990	Levon Kirkland, OLB
1991	Mike Brown, C
1992	Brenton Buckner, DT
1993	Stacy Seegars, OG
1994	Nelson Welch, PK
1995	Brian Dawkins, SS
1996	Raymond White, MG
1997	Lamont Hall, TE
1998	Jason Gamble, C
1999	Damonte McKenzie, DL
2000	Terry Jolly, DT
2001	Woodrow Dantzler, QB T.J. Watkins, OG Kyle Young, C
2002	Nick Eason, DT
2003	John Leake, LB Gregory Walker, OT
2004	Leroy Hill, LB
2005	Steven Jackson, FB
2006	Dustin Fry, C Anthony Waters, LB Cullen Harper, QB
2007	Chris Clemons, S
2008	C.J. Spiller, RB
2009	Kevin Alexander, DE Thomas Austin, OG
2010	Marcus Gilchrist, CB
2011	Tyler Shatley, DT
2012	Dalton Freeman, C
2013	Brandon Thomas, OT Sammy Watkins, WR
2014	Stephone Anthony, LB Grady Jarrett, DT
2015	B.J. Goodson, LB Eric Mac Lain, OG
2016	Deshawn Watson, QB Wayne Gallman, RB Ben Boulware, LB Jay Guillermo, C
2017	Clelin Ferrell, DE Mitch Hyatt, OT Christian Wilkins, DT
2018	Austin Bryant, DE Gage Cervenka, OL Kendall Joseph, LB Dexter Lawrence, DT

DEDICATION AWARD WINNERS

1985	Kenny Flowers, TB John Phillips, OG
1986	Ty Granger, OT
1987	Mark Drag, MG
1988	Jeff Bak, C Mark Drag, MG
1989	Levon Kirkland, OLB
1990	Arthur Bussie, DT Curtis Whitley, C
1991	Ashley Sheppard, OLB
1992	Warren Forney, DT
1993	Ed Glenn, TE Stephon Wynn, TE
1994	Ed Glenn, TE
1995	Patrick Sapp, OLB
1996	Raymond White, MG
1997	Jason Gamble, C
1998	Jason Gamble, C
1999	Kyle Young, C
2000	Kyle Young, C Nick Eason, DT
2001	Chad Carson, LB Kyle Young, C
2002	Nick Eason, DT Jackie Robinson, WR
2003	Tony Elliott, WR J.J. Howard, DE
2004	Maurice Fountain, DE
2005	Steven Jackson, FB Chip Myrick, OG
2006	Chansi Stuckey, WR Anthony Waters, LB
2007	Anthony Waters, LB Tyler Grisham, WR Michael Hamlin, S
2008	Thomas Austin, OL Kavell Conner, LB
2009	Kavell Conner, LB
2010	Chad Diehl, FB Chad Diehl, FB
2011	Marcus Gilchrist, CB Chad Diehl, FB
2012	Coty Sensabaugh, CB Tajh Boyd, QB Spencer Shuey, LB
2013	Tyler Shatley, OG Spencer Shuey, LB
2014	Stephone Anthony, LB Sam Cooper, TE
2015	Ben Boulware, LB Charone Peake, WR
2016	Wayne Gallman, RB Ben Boulware, LB Jay Guillermo, C
2017	Dorian O'Daniel, LB Garrett Williams, TE
2018	Adam Choice, RB Clelin Ferrell, DE Luke Price, LB Garrett Williams, TE



JOEY BATSON

DIRECTOR OF FOOTBALL STRENGTH & CONDITIONING
23RD SEASON AT CLEMSON
NEWBERRY '85

TIGERS

Joey Batson is in his 34th year as a strength & conditioning coach at the college level and 23rd year as the director of football strength & conditioning at Clemson. He has served as a head strength & conditioning coach 30 of his 34 years of service.

Batson was named master strength & conditioning coach by the Collegiate Strength & Conditioning Coaches Association (CSCCA) in 2009. He was also named to the CSCCA board of directors in May 2016.

He has had a strong impact on the program since he became director in 1997. He has had much to do with the success of the football program, helping the Tigers to 22 bowl games, 13 top-25 finishes, top-15 finishes each of the last seven years and two national titles.

Not only does Batson bring professional experience to the position at Clemson, he brings experience as a football player at the college level. The Travelers Rest, S.C. native was a tight end at The Citadel in 1979 before transferring to Newberry, where he was a two-year letterman and co-captain as a senior.

Batson earned his bachelor's degree in physical education from Newberry in 1985 and his master's degree in education from Clemson in 1988.

He is married to the former Susan Malone of Greenville, S.C. They have two sons, Michael and Ben. Michael was a punter at Clemson (2015-17) and Ben is a freshman quarterback on the 2019 Tiger team.



LARRY GREENLEE
Assistant Director of Football
Strength & Conditioning



PAUL HOGAN
Senior Assistant Strength
& Conditioning Coach



ADAM SMOTHERMAN
Senior Assistant Strength
& Conditioning Coach



ADRIEN DUNN
Assistant Strength
& Conditioning Coach

MEMORIAL STADIUM



Clemson's Memorial Stadium has been held in high esteem for many years. Whether it be players from the 1940s and 1950s, opposing players from the 1970s and 1980s or even professional players in the 1990s, the ambiance of this special setting is what college football is all about.

The storied edifice added to its legend when the first meeting of father-and-son head coaches (Bowden Bowl I) took place before a record crowd of 86,092 fans in 1999. Clemson has finished in the top 20 in the country in average home attendance 38 straight seasons. In 2018, Clemson was 14th in the nation in average home attendance.

The legend was further enhanced in 2018, when the Tigers had a perfect 7-0 home record to extend their home winning streak to 15 games, while Clemson was 53-3 at Memorial Stadium from 2011-18. Defending national champions are 0-3 all-time at Memorial Stadium. Clemson had a 21-game winning streak

at home from 2013 to 2016, setting a record for the facility.

Those impressive marks were a few of many reasons why StadiumJourney.com rated it as having the No. 10 stadium experience in the nation for all sports in 2017 and No. 1 for college football.

The facility's mystique is derived from its many traditions, which date to its opening in the 1942 season, the legendary games and players and Clemson's corresponding rate of success. The Tigers have totaled 309 wins in 77 years and have won nearly 75 percent of the contests (309-102-7).

The stadium has definitely been good to the Tigers, but it was constructed against the advice of at least one coach. Before Jess Neely left for Rice after the 1939 season, he gave Clemson a message.

"Don't ever let them talk you into building a big stadium," he said. "Put about 10,000 seats behind the YMCA. That's all you'll ever need."

Instead of following Neely's advice, Clemson officials decided to build the new stadium in a valley on the western part of campus. The place took some clearing, as there were many trees, but luckily there were no hedges.

The crews went to work, clearing, cutting, pouring and forming. On Sept. 19, 1942, Memorial Stadium opened with Clemson defeating Presbyterian College 32-13. Those 20,000 seats installed for the opener would soon grow.

When the original part of the stadium was built in the early 1940s, much of the work was done by scholarship athletes, including football players. The first staking out of the stadium was done by two members of the football team, A.N. Cameron and Hugh Webb. Webb returned to Clemson years later to be an architecture professor and Cameron went on to become a civil engineer in Louisiana.

The construction of Memorial Stadium did not proceed without problems. One afternoon during the clearing of the land, a young player proudly announced that he was not allergic to poison oak. He then proceeded to attack the poison oak with a swing blade, throwing the plants to and fro. The next day, the boy was swollen twice his size and was hospitalized.

There are many other stories about the stadium, including one that Frank Howard put a chew of tobacco in each corner as the concrete was poured.

Howard said that the seeding of the grass caused a few problems.

"About 40 people and I laid sod on the field," he said. "After three weeks on July 15, we had only gotten about halfway through.

"I told them that it had taken us three weeks to get that far and I would give them three more weeks' pay for however long it

took to finish. I also told them we would have 50 gallons of ice cream when we got through.

"After that, it took them three days to do the rest of the field. Then we sat down in the middle of the field and ate up that whole 50 gallons."

Howard said on the day of the first game in the stadium, "The gates were hung at 1 p.m., and we played at 2 p.m." But that would be all of the construction for awhile.

Then in 1958, 18,000 sideline seats were added, and in 1960, 5,658 west endzone seats were added in response to increasing attendance. With the large east endzone ("Green Grass" section), this expansion increased capacity to 53,000.

Later, upper decks were added to each side of the stadium as crowds swelled, the first in 1978 and the second in 1983. It increased capacity to over 80,000, which makes it one of the largest on-campus stadiums in the country. In 2006, the WestZone was added, an area that contains locker rooms, offices, a student-athlete enrichment center and luxury club level that holds over 1,000 seats.

The effect that inflation has had can be dramatically seen in the differences in stadium construction. The original part of Memorial Stadium was built at a cost of only \$125,000, or \$6.25 per seat. Memorial Stadium's newest upper deck was finished in 1983 at a cost of \$13.5 million, or \$866 per seat.

Through the years, Memorial Stadium has become known as "Death Valley" across the country. It was tagged by Presbyterian College Head Coach Lonnie McMillian during the late 1940s. After bringing his teams to Clemson for many years and getting whipped, he said the place was like "Death Valley." A few years later, the name stuck.

In 1974, the playing surface was named Frank Howard Field for the legendary coach because of his long service and dedication to Clemson University.

Luckily, it wasn't built behind the YMCA.



RUNNING DOWN THE HILL

What has been described as “the most exciting 25 seconds in college football” from a color and pageantry standpoint actually started out as a matter-of-fact entrance, mainly because of necessity.

The first 20,000 seats in Memorial Stadium were built and ready for use before the 1942 season, less than a year after Pearl Harbor was bombed and the U.S., was drawn into World War II.

The shortest entry into Memorial Stadium was a short walk down Williamson Road from Fike Fieldhouse’s dressing rooms to a gate at the top of the Hill, located behind the east endzone. There were no dressing facilities inside the west endzone...there was only a giant clock, where the hands turned, and a scoreboard that was operated by hand.

The players would dress in Fike Fieldhouse, walk down Williamson Road, enter at the gate underneath where the scoreboard now stands and jog down the Hill for their warmup exercises. There was little fanfare, no cannon shot fired, no Tiger Paw flag and no “Tiger Rag” played...just the team making its entrance and lining up to do the side-straddle hop. That is the way things went for the next 25 years.

Either in 1964 or 1965, Sam Jones, a member of the class of 1919, made a trip to California. He stopped at a spot in Death Valley, Calif. and picked up a white flint rock. He presented the rock to head coach Frank Howard as being from Death Valley, California to Death Valley, South Carolina.

The rock laid on the floor in Howard’s office in Fike Fieldhouse for years. One day, he was cleaning up his office and told Gene Willimon, who was executive secretary of IPTAY, to “take this rock and throw it over the fence or out in the



ditch...do something with it, but get it out of my office!”

Willimon did not think that was the way a rock should be treated. After all, it had been brought over 1,900 miles by a very sincere Tiger fan.

By the mid 1960s, Memorial Stadium was living up to its moniker (“Death Valley”) because of the number of Tiger wins that had been recorded there. Actually, the name was first used by Lonnie McMillian, head coach at Presbyterian College during the 1940s.

McMillian and the other Blue Hose coaches before him opened each season by playing at Clemson. Seldom scoring (24 shutouts in 39 games) and with only three wins and four ties, his teams were getting “killed” by the Tigers regularly.

In 1948, McMillian made the remark to the press that he was taking his team to play Clemson in “Death Valley.” An occa-

sional reference to Memorial Stadium by that name could be heard for the next four years, but when Howard started calling it “Death Valley” in the 1950s, the name took off like wildfire. Clemson played its 76th year in the “Valley” in 2017.

But getting back to Howard’s Rock.

It was mounted on a pedestal at the top of the Hill on the east side of the stadium. It was unveiled Sept. 24, 1966, when Clemson played Virginia. The Tigers trailed by 18 points with 17 minutes left and came back to win 40-35 on a 75-yard pass from Jimmy Addison to Jacky Jackson in the fourth quarter. That was quite a debut for Howard’s Rock.

The team members started rubbing Howard’s Rock prior to running down the Hill on Sept. 23, 1967, a day when Clemson defeated Wake Forest 23-6.

Prior to running down the Hill, Howard told his players, “If you’re going to give

110 percent, you can rub that Rock. If you’re not, keep your filthy hands off it!”

Howard told of the incident the following day on his television show, and the story became legend.

When Hootie Ingram succeeded Howard as head coach in 1970, he made the logical decision that the team would make its final entrance out of the new dressing room in the west endzone.

In all home games in 1970 and 1971 and the first four games of 1972 when the Tigers did not run down the Hill, their combined record was 6-9.

The seniors, led by Ben Anderson, decided to come down the Hill prior to the South Carolina game, the 1972 finale. The result, in a cold, freezing rain, was a 7-6 victory when Jimmy Williamson knocked down a two-point conversion attempt, which preserved the narrow win.

Clemson has made the entrance before every home game since 1942, except for the years mentioned and the first game of 1973 (402 times entering 2019).

After final warmups, the team gathers back in its dressing room under the west endzone stands for its final pregame instructions. Ten minutes prior to kickoff, the team boards three buses, rides around behind the north stands to the east endzone and disembarks to the top of the Hill behind Howard’s Rock.

At the appointed time, the cannon booms, and led by a giant Tiger Paw flag carried by cheerleaders and Rally Cats, the band forms two lines for the team to run between and strikes up “Tiger Rag.” The frenzy starts in all sincerity and usually lasts three hours.

It is a tradition that has inspired Clemson players for many years. USA Today agrees, as it rated it the best entrance in the nation in 2017.

YEAR-BY-YEAR ATTENDANCE

Year	Overall Games	Overall Attendance	Avg. Overall Attendance	Home Games	Home Attendance	Avg. Home Attendance	National Ranking
1960	10	247,780	24,778	5	141,080	28,286	---
1961	10	310,000	31,000	5	132,000	26,400	---
1962	10	291,640	29,164	5	158,000	31,600	---
1963	10	318,587	31,859	4	103,496	25,874	---
1964	10	260,725	26,073	4	112,000	28,000	---
1965	10	333,736	33,374	4	113,000	28,250	---
1966	10	355,286	35,529	4	146,237	36,559	---
1967	10	389,618	38,962	5	206,275	41,255	---
1968	10	386,432	38,643	4	147,434	36,859	---
1969	10	339,936	33,994	4	136,252	34,063	---
1970	11	367,347	33,395	6	205,376	34,229	---
1971	11	398,222	36,200	5	154,741	30,948	---
1972	11	398,732	36,248	5	192,456	38,491	---
1973	11	411,477	37,407	6	188,500	31,417	---
1974	11	440,384	40,034	6	251,424	41,904	---
1975	11	487,436	44,312	5	195,873	39,174	---
1976	11	459,845	41,804	5	221,486	44,297	---
1977	12	580,067	48,339	5	235,152	47,030	---
1978	12	599,793	49,983	6	321,763	53,627	---
1979	12	641,109	53,426	6	353,576	58,929	---
1980	11	567,436	51,828	6	369,770	61,628	---
1981	12	683,871	56,989	6	371,152	61,859	20
1982	11	592,902	53,900	6	380,679	63,446	18
1983	11	701,937	63,812	7	521,898	74,557	10
1984	11	750,847	68,259	6	467,670	77,945	8
1985	12	749,282	62,440	6	460,413	76,736	6
1986	12	765,771	63,814	5	393,500	78,700	6
1987	12	825,836	68,820	8	602,526	75,316	10
1988	12	758,727	63,227	6	490,502	81,750	5
1989	12	759,468	63,289	6	473,566	78,927	7
1990	12	717,293	59,774	6	475,174	79,196	7
1991	12	839,423	69,952	7	534,597	76,371	10
1992	11	805,150	73,195	6	460,732	76,789	7
1993	12	749,349	62,446	7	467,914	66,845	15
1994	11	698,782	63,526	6	422,633	70,439	14
1995	12	701,512	58,459	6	427,782	71,297	15
1996	12	690,889	57,574	6	403,393	67,232	18
1997	12	718,786	59,899	6	409,918	68,320	19
1998	11	687,782	62,526	7	478,192	68,313	20
1999	12	750,332	62,528	5	391,510	78,302	13
2000	12	832,469	69,373	7	548,647	78,378	15
2001	12	736,364	61,364	6	480,911	80,152	15
2002	13	842,318	64,794	7	542,675	77,525	17
2003	13	885,840	68,142	7	532,551	76,079	19
2004	11	769,814	69,983	6	472,939	78,823	17
2005	12	779,519	64,960	6	469,391	78,232	18
2006	13	898,975	69,152	7	570,542	81,506	14
2007	13	909,108	69,931	7	569,342	81,335	16
2008	13	896,367	68,951	7	554,145	79,164	18
2009	14	925,267	66,091	7	530,553	75,793	17
2010	13	872,001	67,077	7	542,280	77,469	18
2011	14	997,796	71,271	7	545,713	77,959	17
2012	13	899,651	69,204	7	569,988	81,427	15
2013	13	932,224	71,710	7	574,333	82,048	15
2014	13	907,657	69,820	7	572,262	81,752	15
2015	15	1,082,512	72,167	7	588,266	84,038	14
2016	15	1,058,626	70,575	7	566,787	80,970	14
2017	14	1,016,347	72,596	7	565,412	80,773	14
2018	15	1,077,480	71,832	7	562,799	80,400	14

IPTAY, founded in 1934, was the first scholarship fundraising organization in college athletics. Its roots trace back to Oct. 16, 1931 following a surprising 6-0 football loss to The Citadel. After the game, Captains Frank Jervy and Pete Heffner along with Head Coach Jess Neely and Assistant Coach Joe Davis met in a car outside the stadium in Florence, S.C. to discuss various ways Clemson could establish its football program to a competitive status.

Shortly after the meeting, Dr. Rupert Fike offered his help after corresponding with Jervy. Neely believed he could run a successful football team if he was provided a \$10,000-a-year increase in scholarships. Initially, Jervy called for members to pay \$30 a year, but Fike recommended a smaller amount, which he believed would lead to more members. Fike charged 100 people to step forward and pay \$10 a year, which is where the name IPTAY (I Pay Ten A Year) originated.

In 1934, the first year of IPTAY, over \$1,600 was raised. Some donors negotiated payments in the form of bartering because of the Great Depression. Milk, sweet potatoes, turnip greens and other



goods were accepted in an attempt to build a solid membership base.

However, the hard work of Fike and his colleagues began to pay off in the 1939 season, as the Tigers went to their first bowl game, the 1940 Cotton Bowl, where they beat Boston College 6-3 and finished in the top 25 of the AP poll. Coincidentally, IPTAY reached Neely's \$10,000 goal for the first time in 1939.

In more recent years, IPTAY's growth of support for Clemson student-athletes has continued to grow. In addition to athletic scholarships, IPTAY also provides funding for new and upgraded facilities, strength & conditioning, nutrition services, life skills and more. IPTAY is also a strong supporter of Tiger Band through payment of new uniforms, instruments and travel expenses.

IPTAY is considered by many to be the father of athletic fundraising. It was the first organization in the nation to build and fund an academic support facility built solely for educational support of student-athletes. Vickery Hall opened in 1991 and established itself as a nationally-recognized program for student-athlete support. The program moved to the Nieri Family Student-Athlete Enrichment Center at Memorial Stadium in 2017.

The IPTAY Collegiate Club, started in 1997, continues to be the model student fundraising organization in the country. For the IPTAY 2019 year, the Collegiate Club had more than 8,600 members. Additional IPTAY youth programs include Tiger Cub Club and IPTAY CATS (Clemson Active Teen Support).

The IPTAY representative program continues to be a leadership group that grows the IPTAY organization through its role as volunteer annual fundraisers.

IPTAY introduced the endowment of positions program under former Executive Director George Bennett. IPTAY implemented the program in 1994 during the 85th-birthday celebration for former Clemson Head Coach Frank Howard. The first endowment honored Howard, who coached the Tigers for 39 seasons and established much of Clemson football's storied traditions.

The Riggs giving level, established in 2015, is IPTAY's highest annual donation level. Under the department of external affairs, IPTAY, led by CEO Davis Babb, expanded its organizational service to move toward a broader scope of full service. This includes capital gifts, improved marketing plans, estate planning and increasing our membership through our representative program.

For more information on how to support Clemson University, our student-athletes and band members, call the IPTAY office at Memorial Stadium at 1-800-CLEMSON or log on to Clemson-Tigers.com/IPTAY.



THE IPTAY CENTER IS UNDERGOING A REBUILD DURING THE 2019 FOOTBALL SEASON AT THE NORTHWEST CORNER OF MEMORIAL STADIUM.

SIGNEES BY STATE

1970s

State	72	73	74	75	76	77	78	79	Tot
Alabama	1	1			1	2	1		6
Arizona							1		1
Arkansas					1				1
Connecticut					1				1
Florida	5	4		2	2		4	1	18
Georgia	1	2	3	7	2	1	6	7	29
Illinois					1				1
Maryland	1	2	1		1				5
Michigan				1					1
New Jersey	1	5	1		3	2	2	2	16
New Mexico							1		1
North Carolina	5	3	9	15	5	3	5	8	53
Ohio					2	1	2	1	6
Pennsylvania	2	9	2				2	3	18
South Carolina	15	9	5	6	3	8	14	7	67
Tennessee	3				2	5	2	12	12
Virginia					4	1	1	1	7
Totals	34	35	21	31	27	24	41	30	243
States	9	8	6	5	12	9	12	8	17

1980s

State	80	81	82	83	84	85	86	87	88	89	Tot
Alabama	2										2
Connecticut					1		1				2
Delaware	1										1
Florida	3	1	3	1	1	2	4	2	2	2	21
Georgia	8	5	6	5	2	11	6	6	3	3	55
Hawaii						1					1
Kentucky	1										1

HIGH SCHOOL ALL-AMERICANS

PARADE

Year	Player, Pos.	Hometown
1979	Damon McCurdy, LB	Atlanta, Ga.
1980	Ricky Gray, TE	Mount Rainer, Md.
1981	William Perry, MG	Aiken, S.C.
1983	Bo Holloman, DB	Myrtle Beach, S.C.
1984	Raymond Chavous, DL	Aiken, S.C.
	Richard McCullough, DL	Loris, S.C.
	Rodney Williams, QB	Columbia, S.C.
1986	Vince Robinson, QB	Jacksonville, Fla.
1987	Kelvin Hankins, OT	Camden, N.J.
	John Johnson, LB	LaGrange, Ga.
1988	Michael Carr, QB	Amite, La.
	Chris Gardocki, PK/P	Stone Mountain, Ga.
	Howard Hall, FB	Gastonia, N.C.
	Chester McGlockton, DL	Whiteville, N.C.
	Tyron Mouzon, DB	Clearwater, Fla.
1989	Rudy Harris, RB	Brockton, Mass.
	Pierre Wilson, DL	Jackson, Miss.
1997	Robert Carswell, DB	Stone Mountain, Ga.
2001	Roscoe Crosby, WR	Union, S.C.
2006	Jamie Cumbie, DL	Morris, Ill.
	Richard Jackson, PK	Greer, S.C.
	C.J. Spiller, RB	Lake Butler, Fla.
2007	Willy Korn, QB	Lyman, S.C.
2008	Da'Quan Bowers, DE	Bamberg, S.C.
2009	Malliciah Goodman, DE	Florence, S.C.
2011	Stephone Anthony, LB	Polkton, N.C.
	Mike Bellamy, RB	Nocatee, Fla.
	Lateek Townsend, LB	Bennettsville, S.C.
2014	Deshawn Watson, QB	Gainesville, Ga.
2015	Albert Huggins, DL	Orangeburg, S.C.
	Mitch Hyatt, OL	Sugar Hill, Ga.
2016	Dexter Lawrence, DT	Wake Forest, N.C.

Note: From 1979-17; first-team picks only.

USA TODAY

Year	Player, Pos.	Hometown
1987	Kelvin Hankins, OT	Camden, N.J.
	John Johnson, LB	LaGrange, Ga.
1988	Chris Gardocki, PK	Stone Mountain, Ga.
1989	Rudy Harris, RB	Brockton, Mass.
2001	Roscoe Crosby, WR	Union, S.C.
2006	Ricky Sapp, DL	Bamberg, S.C.
	C.J. Spiller, RB	Lake Butler, Fla.
2011	Stephone Anthony, LB	Polkton, N.C.
	Tony Steward, LB	Hastings, Fla.
2015	Mitch Hyatt, OL	Sugar Hill, Ga.
2016	Tavien Feaster, RB	Spartanburg, S.C.
	Dexter Lawrence, DT	Wake Forest, N.C.
2018	Trevor Lawrence, QB	Cartersville, Ga.
	Xavier Thomas, DE	Florence, S.C.

Note: Since 1982; first-team picks only.

Louisiana								1	2	3
Maryland	1	1						1		3
Massachusetts									1	1
Mississippi								1	1	1
New Jersey	1				1	1	1	3	1	2
New York								1		1
North Carolina	11	4	6	1	4	10	1	3	4	1
Ohio	2	2								1
Oklahoma										2
Pennsylvania	1			1	1	2		1	1	2
South Carolina	2	6	6	8	7	4	5	6	8	7
Tennessee	1								1	3
Texas										1
Virginia	2	1	1					1	1	1
Totals	31	24	23	16	17	30	21	24	23	28
States	9	10	6	5	7	6	9	9	10	14

1990s

State	90	91	92	93	94	95	96	97	98	99	Tot
Arizona	1										1
Arkansas									1		1
California	1										1
Connecticut							2				2
Delaware			1								1
Florida	2	4	4	3	6	3	4		4	30	4
Georgia	2	4	5	3	5	5	8	9	4	45	4
Kansas	1						1				2
Louisiana	1	1	1					2		1	6
Maryland	1	1									2
Massachusetts	1										1
Michigan			1								1
Mississippi		1	3	2	3						9
New Hampshire				1							1
New Jersey	2			2	2			1	2		9
New York			1	1	1						3
North Carolina	2	5	5	3	1	1		4	1	22	4
Ohio			1	1							2
Pennsylvania	2				1	1					4
South Carolina	8	7	6	5	7	7	8	11	9	10	78
Tennessee	1			1	1	1	1				6
Texas	2	1									3
Virginia	1	1	1					1	1		5
Washington, D.C.									1		1
Totals	18	23	25	22	24	27	21	28	27	21	236
States	7	11	10	9	10	9	7	7	7	6	24

2000s

State	00	01	02	03	04	05	06	07	08	09	Tot
Alabama					4	2	1	4	1	1	13
Florida	3	6	4	1	6	4	5	1	9	1	40
Georgia	3	4	7	5	2	4	2	1	3	1	32
Illinois							1				1
Kentucky			1								1
Louisiana	1			1							2
Minnesota										1	1
New Jersey				1							1
New Mexico								1			1
New York				1							1
North Carolina	2		2		1	2	4	2	2	15	2
Ohio		1		1							2
South Carolina	6	11	9	5	7	8	6	10	10	6	78
Tennessee	1					1	1	1			4
Texas	1			1							2
Virginia	1		1	1	1			1		1	6

CLEMSON RECRUITING RANKINGS

Year	ESPN	Rivals	Scout/247Sports
2003	N/A	67	43
2004	N/A	53	40
2005	N/A	17	21
2006	13	15	22
2007	18	16	23
2008	2	12	11
2009	19	*11	*8
2010	19	23	19
2011	8	8	11
2012	10	13	17
2013	13	14	12
2014	12	13	28
2015	9	4	15
2016	8	5	14
2017	10	22	26
2018	5	8	5
2019	10	9	10

* - average star rating; Note: ESPN rankings not available prior to 2006

MOST RECENT SIGNEES BY STATE

State	Most Recent Signee(s)	Year
Alabama	LaVonta Bentley	2019
Arizona	Dustin Rash	1991
Arkansas	Zac Brooks	2012
California	Joseph Ngata	2019
Colorado	Brian Dawkins Jr.	2016
Connecticut	Taisun Phommachanh	2019
Delaware	Gifford Timothy, Josh Watson	2010
Florida	7 players	2019
Georgia	8 players	2019
Hawaii	Scott Pagano	2013
Illinois	Jamie Cumbie	2006
Indiana	Hunter Johnson	2017
Kansas	Xavier Kelly, Isaiah Simmons	2016
Kentucky	Justin Miller	2002
Louisiana	Bryton Constantin	2019
Maryland	Tayquon Johnson	2019
Massachusetts	Christian Wilkins	2015
Michigan	Ruke Orhorhoro	2019
Minnesota	Bryce McNeal	2009
Mississippi	3 players	1995
Missouri	Etinosa Reuben	2019
New Hampshire	Mark Landry	1994
New Jersey	Brandon Nolen	2003
New Mexico	Brian Linthicum	2007
New York	Noah DeHond	2017
North Carolina	Lannden Zanders	2019
Ohio	Jackson Carman	2018
Oklahoma	Greg Burk, James Trapp	1989
Pennsylvania	Keith Maguire	2019
South Carolina	3 players	2019
Tennessee	Kane Patterson	2019
Texas	J.C. Chalk	2016
Virginia	Sheridan Jones	2019
Washington, D.C.	Robert Jackson	1991
West Virginia	Don Wiggins	1967

Totals	15	24	22	17	22	21	18	23	25	13	200
States	6	5	5	8	7	7	7	8	5	7	16

2010s

State	10	11	12	13	14	15	16	17	18	19	Tot
Alabama	3	1		1				1	2	1	9
Arkansas			1								1
California										1	1
Colorado							1				1
Connecticut										1	1
Delaware	2										2
Florida		4	1	4	2	5	2	1		7	26
Georgia	7	3		4	6	4	5	4	5	8	46
Hawaii			1								1
Indiana									1		1
Kansas						2					2
Louisiana								1		1	2
Maryland			1	1			1			1	3
Massachusetts					1						1
Michigan										1	1
Missouri									1	1	2
New York			2	1				1			4
North Carolina	1	5	4	2	4	4	4	1	1	1	27
Ohio		1						1	1		3
Pennsylvania										1	1
South Carolina	6	13	11	9	9	11	5	2	8	3	77
Tennessee	1		1					2	1	1	6
Texas							1				1
Virginia						2	1	1		1	5
Totals	20	27	20	23	22	27	23	15	19	29	225
States	6	6	6	8	5	6	10	10	7	14	24

Note: **Bold** denotes most from a state in that season; since 1972 (when freshman eligibility began).

NUMERICAL ROSTER

#	Player	Pos.	Hgt.	Wgt.	Cl.	Exp.	Hometown	High School or Junior College	Pronunciation
1	Derion Kendrick	CB/WR	6-0	180	So.	1VL	Rock Hill, S.C.	South Pointe HS	Derion (DAYR-ee-ahn)
2	Frank Ladson Jr.	WR	6-4	190	Fr.	HS	Miami, Fla.	South Dade Senior HS	
2	Kyler McMichael	CB	6-0	200	So.	1VL	Atlanta, Ga.	Greater Atlanta Christian School	
3	Amari Rodgers	WR	5-10	210	Jr.	2VL	Knoxville, Tenn.	Knoxville Catholic HS	
3	Xavier Thomas	DE	6-2	260	So.	1VL	Florence, S.C.	IMG (Fla.) Academy	Xavier (ehx-ZAYV-yuhr)
5	K.J. Henry	DE	6-4	240	*Fr.	1VL	Winston-Salem, N.C.	West Forsyth HS	
5	Tee Higgins	WR	6-4	205	Jr.	2VL	Oak Ridge, Tenn.	Oak Ridge HS	
6	Mike Jones Jr.	LB	6-0	225	*Fr.	RS	Nashville, Tenn.	IMG (Fla.) Academy	
7	Chase Brice	QB	6-3	225	*So.	1VL	Grayson, Ga.	Grayson HS	
7	Justin Mascoll	DE	6-4	255	*Fr.	RS	Snellville, Ga.	South Gwinnett HS	Mascoll (MA-skohl)
8	Justyn Ross	WR	6-4	205	So.	1VL	Phenix City, Ala.	Central HS	
8	A.J. Terrell	CB	6-2	190	Jr.	2VL	Atlanta, Ga.	Westlake HS	Terrell (teh-REHL)
9	Brian Dawkins Jr.	CB	5-7	170	*Jr.	SQ	Parker, Colo.	Valor Christian HS	
9	Travis Etienne	RB	5-10	215	Jr.	2VL	Jennings, La.	Jennings HS	Etienne (EE-tee-ehn)
10	Joseph Ngata	WR	6-4	215	Fr.	HS	Folsom, Calif.	Folsom HS	Ngata (ehn-GAHT-uh)
10	Baylon Spector	LB	6-1	225	*So.	1VL	Calhoun, Ga.	Calhoun HS	Baylon (BAY-lehn)
11	Taisun Phommachanh	QB	6-4	210	Fr.	HS	Bridgeport, Conn.	Avon Old Farms School	Taisun Phommachanh (TY-suhn POO-muh-chahn)
11	Isaiah Simmons	LB	6-4	225	*Jr.	2VL	Olathe, Kan.	Olathe North HS	Olathe (oh-LAY-thuh)
12	Ben Batson	QB	6-0	215	*Fr.	RS	Central, S.C.	Dorman HS	
12	K'Von Wallace	S	5-11	210	Sr.	3VL	Richmond, Va.	Highland Springs HS	K'Von (KAY-vahn)
13	Tyler Davis	DL	6-1	290	Fr.	HS	Apopka, Fla.	Wekiva HS	
13	Brannon Spector	WR	6-1	190	Fr.	HS	Calhoun, Ga.	Calhoun HS	
14	Denzel Johnson	S	6-0	205	*Sr.	3VL	Columbia, S.C.	A.C. Flora HS	
14	Diondre Overton	WR	6-4	205	Sr.	3VL	Greensboro, N.C.	Walter Hines Page HS	
15	Patrick McClure	QB	6-1	195	*So.	SQ	Irmo, S.C.	Ben Lippen School	
15	Jake Venables	LB	6-1	225	*Fr.	RS	Clemson, S.C.	Daniel HS	
16	Trevor Lawrence	QB	6-6	215	So.	1VL	Cartersville, Ga.	Cartersville HS	
16	Ray Thornton III	DB	6-2	205	Fr.	HS	Columbus, Ga.	Central (Ala.) HS	
17	Kane Patterson	LB	6-2	225	Fr.	HS	Brentwood, Tenn.	Christ Presbyterian Academy	
17	Cornell Powell	WR	6-0	210	*Jr.	2VL	Greenville, N.C.	J.H. Rose HS	
18	Joseph Charleston	DB	6-2	190	Fr.	HS	Milton, Ga.	Milton HS	
18	T.J. Chase	WR	6-0	185	*Jr.	2VL	Plant City, Fla.	Plant City HS	
19	Michel Dukes	RB	5-11	190	Fr.	HS	Charleston, S.C.	First Baptist School	Michel (pronounced like Michael)
19	Tanner Muse	S	6-1	230	*Gr.	3VL	Belmont, N.C.	South Point HS	
20	LeAnthony Williams	CB	5-11	180	*So.	1VL	Atlanta, Ga.	Westlake HS	
21	Bryton Constantin	LB	6-2	220	Fr.	HS	Baton Rouge, La.	University Laboratory School	Constantin (CAHN-stihn-teen)
21	Darien Rencher	RB	5-8	195	*Jr.	1VL	Anderson, S.C.	T.L. Hanna HS	
22	Xavier Kelly	DL	6-4	295	*Jr.	2VL	Wichita, Kan.	East HS	Xavier (ehx-ZAYV-yuhr)
22	Will Swinney	WR	5-8	185	Jr.	2VL	Clemson, S.C.	Daniel HS	
23	Andrew Booth Jr.	DB	6-1	180	Fr.	HS	Dacula, Ga.	Archer HS	Dacula (duh-COO-luh)
23	Lyn-J Dixon	RB	5-10	190	So.	1VL	Butler, Ga.	Taylor County HS	
24	Nolan Turner	S	6-1	195	*Jr.	2VL	Vestavia Hills, Ala.	Vestavia Hills HS	
25	J.C. Chalk	TE	6-3	260	*Jr.	2VL	Argyle, Texas	Argyle HS	
25	Jalyn Phillips	DB	6-1	185	Fr.	HS	Lawrenceville, Ga.	Archer HS	
26	Sheridan Jones	DB	6-1	175	Fr.	HS	Norfolk, Va.	Mauri HS	
26	Jack McCall	CB	5-11	180	*So.	SQ	Mount Pleasant, S.C.	Wando HS	
27	Carson Donnelly	S	5-10	180	*Fr.	RS	Birmingham, Ala.	Briarwood Christian School	
27	Chez Mellusi	RB	6-0	175	Fr.	HS	Naples, Fla.	Naples HS	
29	Michael Becker	S	6-1	190	*Fr.	RS	Clemson, S.C.	Daniel HS	
29	Hampton Earle	WR	5-11	185	Fr.	HS	Clemson, S.C.	Daniel HS	
29	B.T. Potter	PK	5-10	175	So.	1VL	Rock Hill, S.C.	South Pointe HS	
30	Keith Maguire	LB	6-2	215	Fr.	HS	Media, Pa.	Malvern Preparatory School	
31	Mario Goodrich	CB	6-0	190	So.	1VL	Kansas City, Mo.	Lee's Summit West HS	
32	Etinosa Reuben	DL	6-4	280	Fr.	HS	Kansas City, Mo.	Park Hill South HS	Etinosa (eh-tee-OH-sah)
33	Ty Lucas	RB	5-7	205	*Fr.	RS	Columbus, Ga.	Chattahoochee County HS	
33	Ruke Orhorhoro	DL	6-5	275	Fr.	HS	Lagos, Nigeria	River Rouge (Mich.) HS	Orhorhoro (oh-ROH-roh-roh)
35	Justin Foster	DE	6-2	265	Jr.	2VL	Shelby, N.C.	Crest HS	
36	Lannden Zanders	DB	6-1	190	Fr.	HS	Shelby, N.C.	Crest HS	
37	Jake Herbstreit	DB	6-0	175	Fr.	HS	Nashville, Tenn.	Montgomery Bell Academy	
38	Elijah Turner	S	5-11	185	*Jr.	SQ	Pickens, S.C.	Seneca HS	
39	Aidan Swanson	P	6-3	170	Fr.	HS	Tampa, Fla.	IMG Academy	
40	Greg Williams	LB	6-4	235	Fr.	HS	Swansea, S.C.	Swansea HS	Swansea (SWAHN-see)
41	Jonathan Weitz	PK	6-0	175	Fr.	HS	Charleston, S.C.	Porter-Gaud School	Weitz (pronounced like Whites)
42	LaVonta Bentley	LB	6-1	215	Fr.	HS	Birmingham, Ala.	P.D. Jackson-Olin HS	LaVonta (luh-VAHN-tay)
43	Chad Smith	LB	6-3	240	*Gr.	3VL	Sterling, Va.	Dominion HS	
44	Nyles Pinckney	DT	6-1	305	*^Gr.	2VL	Beaufort, S.C.	Whale Branch Early College HS	
44	Garrett Williams	TE	6-2	235	*Gr.	3VL	Orlando, Fla.	The First Academy	
45	Josh Jackson	WR	6-0	185	*Jr.	SQ	Greenville, S.C.	Christ Church Episcopal School	
45	Matt McMahan	LB	6-1	205	Fr.	HS	Denver, N.C.	North Lincoln HS	McMahan (MAK-muh-han)
46	John Boyd	LB	6-0	220	*So.	SQ	Lilburn, Ga.	Parkview HS	

NUMERICAL ROSTER

#	Player	Pos.	Hgt.	Wgt.	Cl.	Exp.	Hometown	High School or Junior College	Pronunciation
46	Jack Maddox	LS	6-3	215	*So.	SQ	Acton, Mass.	Acton-Boxborough Regional HS	
47	Peter Cote	S	5-9	180	*So.	SQ	Six Mile, S.C.	Daniel HS	Cote (COHT-ee)
47	James Skalski	LB	6-0	240	*Jr.	3VL	Sharpsburg, Ga.	Northgate HS	Skalski (SKAL-skee)
48	David Cote	LB	6-0	190	Fr.	HS	Six Mile, S.C.	Daniel HS	Cote (COHT-ee)
48	Landon Holden	LB	6-1	240	*Jr.	SQ	Inman, S.C.	Chapman HS	
48	Will Spiers	P	6-5	225	*Jr.	2VL	Cameron, S.C.	Calhoun Academy	
49	Matthew Maloney	LB	6-0	190	Fr.	HS	Clemson, S.C.	Daniel HS	
50	Kaleb Boateng	OL	6-5	305	Fr.	HS	Fort Lauderdale, Fla.	Fort Lauderdale HS	Boateng (BOHT-ihng)
52	Tyler Brown	LS	6-0	215	*Jr.	SQ	Greenville, S.C.	Eastside HS	
52	Tayquon Johnson	DL	6-3	290	Fr.	HS	Williamsport, Md.	Williamsport HS	
53	Regan Upshaw	LB	5-11	235	*Jr.	2VL	Bradenton, Fla.	Alonso HS	
54	Logan Rudolph	DE	6-2	240	*So.	1VL	Rock Hill, S.C.	Northwestern HS	
54	Mason Trotter	OL	6-3	270	Fr.	HS	Roebuck, S.C.	Dorman HS	
55	Hunter Rayburn	OL	6-4	310	Fr.	HS	Pensacola, Fla.	Pensacola HS	
56	Will Putnam	OL	6-4	290	Fr.	HS	Tampa, Fla.	Plant HS	
58	Patrick Phibbs	LS	6-2	210	*Sr.	2VL	Pittsburgh, Pa.	Central Catholic HS	
59	Gage Cervenka	OL	6-3	325	*Gr.	3VL	Greenwood, S.C.	Emerald HS	
59	Jordan Williams	DT	6-4	305	*So.	1VL	Virginia Beach, Va.	Frank W. Cox HS	
60	Mac Cranford	OL	6-2	260	Fr.	HS	Hartsville, S.C.	Hartsville HS	
62	Cade Stewart	OL	6-3	300	*Jr.	2VL	Six Mile, S.C.	Daniel HS	
65	Matt Bockhorst	OG	6-4	300	*So.	1VL	Cincinnati, Ohio	St. Xavier HS	
69	Marquis Sease	OL	5-11	275	*So.	SQ	Swansea, S.C.	Swansea HS	Swansea (SWAHN-see)
71	Jordan McFadden	OT	6-3	290	*Fr.	RS	Spartanburg, S.C.	Dorman HS	
72	Blake Vinson	OT	6-4	295	*So.	1VL	Ocala, Fla.	North Marion HS	
73	Tremayne Anchrum	OT	6-2	310	Sr.	3VL	Powder Springs, Ga.	McEachern HS	
74	John Simpson	OG	6-4	330	Sr.	3VL	North Charleston, S.C.	Fort Dorchester HS	
76	Sean Pollard	OL	6-5	320	Sr.	3VL	Jackson Springs, N.C.	Pinecrest HS	
78	Chandler Reeves	OL	6-6	295	*Jr.	2VL	McDonough, Ga.	Eagle's Landing Christian Academy	
79	Jackson Carman	OL	6-5	355	So.	1VL	Fairfield, Ohio	Fairfield Senior HS	
80	Luke Price	TE	6-2	220	*So.	SQ	Dillon, S.C.	Dillon Christian School	
81	Drew Swinney	WR	5-8	175	*Fr.	RS	Clemson, S.C.	Daniel HS	
82	Will Brown	WR	5-8	180	*So.	SQ	Boiling Springs, S.C.	Boiling Springs HS	
83	Carter Groomes	WR	5-8	180	*Jr.	1VL	Central, S.C.	Daniel HS	
84	Davis Allen	TE	6-5	220	Fr.	HS	Calhoun, Ga.	Calhoun HS	
85	Jaelyn Lay	TE	6-5	250	Fr.	HS	Atlanta, Ga.	Riverdale HS	
86	Tye Herbstreit	WR	6-0	170	Fr.	HS	Nashville, Tenn.	Montgomery Bell Academy	
87	J.L. Banks	TE	6-1	250	*Sr.	SQ	Madison, Ga.	North Oconee HS	
87	Hamp Greene	WR	5-10	165	Fr.	HS	Birmingham, Ala.	Mountain Brook HS	
88	Braden Galloway	TE	6-4	235	So.	1VL	Anderson, S.C.	Seneca HS	
89	Max May	WR	6-1	195	*Fr.	RS	Clemson, S.C.	Daniel HS	
89	Tristan Walliser	DE	6-3	225	*Jr.	SQ	Clover, S.C.	Clover HS	
90	Darnell Jefferies	DT	6-2	265	*Fr.	RS	Covington, Ga.	Newton HS	
91	Nick Eddis	DL	6-2	250	*So.	HS	Lawrence, Kan.	Lawrence Free State HS	
92	Klayton Randolph	DE	6-2	230	*Fr.	HS	Gaffney, S.C.	Gaffney HS	
94	Jacob Edwards	DT	6-2	290	*So.	SQ	Vestavia Hills, Ala.	Vestavia Hills HS	
95	James Edwards	DT	6-2	290	*So.	SQ	Vestavia Hills, Ala.	Vestavia Hills HS	
98	Logan Cash	DL	6-3	255	Fr.	HS	Winder, Ga.	Winder-Barrow HS	
98	Steven Sawicki	P/PK	6-3	240	*Sr.	SQ	Fayetteville, N.C.	Gray's Creek HS	

* - spent one season as a redshirt player; ^ - has another year of eligibility remaining in 2020

COACHES

Coach	Title(s)	Position(s)	CU Years	Alma Mater	Pronunciation
Dabo Swinney	Head Coach		*17th	Alabama '93	Dabo Swinney (DA-boh SWEE-nee)
Brent Venables	Associate Head Coach, Defensive Coordinator	Linebackers	8th	Kansas State '92	
Danny Pearman	Assistant Head Coach, Special Teams Coordinator	Tight Ends	12th	Clemson '87	Pearman (PEER-mihn)
Tony Elliott	Assistant Coach, Co-Offensive Coordinator	Running Backs	9th	Clemson '02	
Jeff Scott	Assistant Coach, Co-Offensive Coordinator	Wide Receivers	12th	Clemson '03	
Todd Bates	Assistant Coach	Defensive Tackles	3rd	Alabama '05	
Robbie Caldwell	Assistant Coach	Offensive Linemen	9th	Furman '77	
Mickey Conn	Assistant Coach	Safeties	3rd	Alabama '93	
Lemanski Hall	Assistant Coach	Defensive Ends	2nd	Alabama '08	
Mike Reed	Assistant Coach	Cornerbacks	7th	Boston College '94	
Brandon Streeter	Assistant Coach, Recruiting Coordinator	Quarterbacks	6th	Clemson '99	

* - includes over five seasons (2003-08) as an assistant coach and over 10 seasons as a head coach (2008-19)

ALPHABETICAL ROSTER

#	Player	Pos.	Hgt.	Wgt.	Cl.	Exp.	Hometown	High School or Junior College	Pronunciation
84	Davis Allen	TE	6-5	220	Fr.	HS	Calhoun, Ga.	Calhoun HS	
73	Tremayne Anchrum	OT	6-2	310	Sr.	3VL	Powder Springs, Ga.	McEachern HS	
87	J.L. Banks	TE	6-1	250	*Sr.	SQ	Madison, Ga.	North Oconee HS	
12	Ben Batson	QB	6-0	215	*Fr.	RS	Central, S.C.	Dorman HS	
29	Michael Becker	S	6-1	190	*Fr.	RS	Clemson, S.C.	Daniel HS	
42	LaVonta Bentley	LB	6-1	215	Fr.	HS	Birmingham, Ala.	P.D. Jackson-Olin HS	LaVonta (luh-VAHN-tay)
50	Kaleb Boateng	OL	6-5	305	Fr.	HS	Fort Lauderdale, Fla.	Fort Lauderdale HS	Boateng (BOHT-ihng)
65	Matt Bockhorst	OG	6-4	300	*So.	1VL	Cincinnati, Ohio	St. Xavier HS	
23	Andrew Booth Jr.	DB	6-1	180	Fr.	HS	Dacula, Ga.	Archer HS	Dacula (duh-COO-luh)
46	John Boyd	LB	6-0	220	*So.	SQ	Lilburn, Ga.	Parkview HS	
7	Chase Brice	QB	6-3	225	*So.	1VL	Grayson, Ga.	Grayson HS	
52	Tyler Brown	LS	6-0	215	*Jr.	SQ	Greenville, S.C.	Eastside HS	
82	Will Brown	WR	5-8	180	*So.	SQ	Boiling Springs, S.C.	Boiling Springs HS	
79	Jackson Carman	OL	6-5	355	So.	1VL	Fairfield, Ohio	Fairfield Senior HS	
98	Logan Cash	DL	6-3	255	Fr.	HS	Winder, Ga.	Winder-Barrow HS	
59	Gage Cervenka	OL	6-3	325	*Gr.	3VL	Greenwood, S.C.	Emerald HS	
25	J.C. Chalk	TE	6-3	260	*Jr.	2VL	Argyle, Texas	Argyle HS	
18	Joseph Charleston	DB	6-2	190	Fr.	HS	Milton, Ga.	Milton HS	
18	T.J. Chase	WR	6-0	185	*Jr.	2VL	Plant City, Fla.	Plant City HS	
21	Bryton Constantin	LB	6-2	220	Fr.	HS	Baton Rouge, La.	University Laboratory School	Constantin (CAHN-stih-n-teen)
48	David Cote	LB	6-0	190	Fr.	HS	Six Mile, S.C.	Daniel HS	Cote (COHT-ee)
47	Peter Cote	S	5-9	180	*So.	SQ	Six Mile, S.C.	Daniel HS	Cote (COHT-ee)
60	Mac Cranford	OL	6-2	260	Fr.	HS	Hartsville, S.C.	Hartsville HS	
13	Tyler Davis	DL	6-1	290	Fr.	HS	Apopka, Fla.	Wekiva HS	
9	Brian Dawkins Jr.	CB	5-7	170	*Jr.	SQ	Parker, Colo.	Valor Christian HS	
23	Lyn-J Dixon	RB	5-10	190	So.	1VL	Butler, Ga.	Taylor County HS	
27	Carson Donnelly	S	5-10	180	*Fr.	RS	Birmingham, Ala.	Briarwood Christian School	
19	Michel Dukes	RB	5-11	190	Fr.	HS	Charleston, S.C.	First Baptist School	Michel (pronounced like Michael)
29	Hampton Earle	WR	5-11	185	Fr.	HS	Clemson, S.C.	Daniel HS	
91	Nick Eddis	DL	6-2	250	*So.	HS	Lawrence, Kan.	Lawrence Free State HS	
94	Jacob Edwards	DT	6-2	290	*So.	SQ	Vestavia Hills, Ala.	Vestavia Hills HS	
95	James Edwards	DT	6-2	290	*So.	SQ	Vestavia Hills, Ala.	Vestavia Hills HS	
9	Travis Etienne	RB	5-10	215	Jr.	2VL	Jennings, La.	Jennings HS	Etienne (EE-tee-ehn)
35	Justin Foster	DE	6-2	265	Jr.	2VL	Shelby, N.C.	Crest HS	
88	Braden Galloway	TE	6-4	235	So.	1VL	Anderson, S.C.	Seneca HS	
31	Mario Goodrich	CB	6-0	190	So.	1VL	Kansas City, Mo.	Lee's Summit West HS	
87	Hamp Greene	WR	5-10	165	Fr.	HS	Birmingham, Ala.	Mountain Brook HS	
83	Carter Groomes	WR	5-8	180	*Jr.	1VL	Central, S.C.	Daniel HS	
5	K.J. Henry	DE	6-4	240	*Fr.	1VL	Winston-Salem, N.C.	West Forsyth HS	
37	Jake Herbstreit	DB	6-0	175	Fr.	HS	Nashville, Tenn.	Montgomery Bell Academy	
86	Tye Herbstreit	WR	6-0	170	Fr.	HS	Nashville, Tenn.	Montgomery Bell Academy	
5	Tee Higgins	WR	6-4	205	Jr.	2VL	Oak Ridge, Tenn.	Oak Ridge HS	
48	Landon Holden	LB	6-1	240	*Jr.	SQ	Inman, S.C.	Chapman HS	
45	Josh Jackson	WR	6-0	185	*Jr.	SQ	Greenville, S.C.	Christ Church Episcopal School	
90	Darnell Jefferies	DT	6-2	265	*Fr.	RS	Covington, Ga.	Newton HS	
14	Denzel Johnson	S	6-0	205	*Sr.	3VL	Columbia, S.C.	A.C. Flora HS	
52	Tayquon Johnson	DL	6-3	290	Fr.	HS	Williamsport, Md.	Williamsport HS	
6	Mike Jones Jr.	LB	6-0	225	*Fr.	RS	Nashville, Tenn.	IMG (Fla.) Academy	
26	Sheridan Jones	DB	6-1	175	Fr.	HS	Norfolk, Va.	Maury HS	
22	Xavier Kelly	DL	6-4	295	*Jr.	2VL	Wichita, Kan.	East HS	Xavier (ehx-ZAYV-yuhr)
1	Derion Kendrick	CB/WR	6-0	180	So.	1VL	Rock Hill, S.C.	South Pointe HS	Derion (DAYR-ee-ahn)
2	Frank Ladson Jr.	WR	6-4	190	Fr.	HS	Miami, Fla.	South Dade Senior HS	
16	Trevor Lawrence	QB	6-6	215	So.	1VL	Cartersville, Ga.	Cartersville HS	
85	Jaelyn Lay	TE	6-5	250	Fr.	HS	Atlanta, Ga.	Riverdale HS	
33	Ty Lucas	RB	5-7	205	*Fr.	RS	Columbus, Ga.	Chattahoochee County HS	
46	Jack Maddox	LS	6-3	215	*So.	SQ	Acton, Mass.	Acton-Boxborough Regional HS	
30	Keith Maguire	LB	6-2	215	Fr.	HS	Media, Pa.	Malvern Preparatory School	
49	Matthew Maloney	LB	6-0	190	Fr.	HS	Clemson, S.C.	Daniel HS	
7	Justin Mascoli	DE	6-4	255	*Fr.	RS	Snellville, Ga.	South Gwinnett HS	Mascoli (MA-skohl)
89	Max May	WR	6-1	195	*Fr.	RS	Clemson, S.C.	Daniel HS	
26	Jack McCall	CB	5-11	180	*So.	SQ	Mount Pleasant, S.C.	Wando HS	
15	Patrick McClure	QB	6-1	195	*So.	SQ	Irmo, S.C.	Ben Lippen School	
71	Jordan McFadden	OT	6-3	290	*Fr.	RS	Spartanburg, S.C.	Dorman HS	
45	Matt McMahan	LB	6-1	205	Fr.	HS	Denver, N.C.	North Lincoln HS	McMahan (MAK-muh-han)
2	Kyler McMichael	CB	6-0	200	So.	1VL	Atlanta, Ga.	Greater Atlanta Christian School	
27	Chez Mellusi	RB	6-0	175	Fr.	HS	Naples, Fla.	Naples HS	
19	Tanner Muse	S	6-1	230	*Gr.	3VL	Belmont, N.C.	South Point HS	
10	Joseph Ngata	WR	6-4	215	Fr.	HS	Folsom, Calif.	Folsom HS	Ngata (ehn-GAHT-uh)
33	Ruke Orhorhoro	DL	6-5	275	Fr.	HS	Lagos, Nigeria	River Rouge (Mich.) HS	Orhorhoro (oh-ROH-roh-roh)
14	Diondre Overton	WR	6-4	205	Sr.	3VL	Greensboro, N.C.	Walter Hines Page HS	

ALPHABETICAL ROSTER

#	Player	Pos.	Hgt.	Wgt.	Cl.	Exp.	Hometown	High School or Junior College	Pronunciation
17	Kane Patterson	LB	6-2	225	Fr.	HS	Brentwood, Tenn.	Christ Presbyterian Academy	
58	Patrick Pibbbs	LS	6-2	210	*Sr.	2VL	Pittsburgh, Pa.	Central Catholic HS	
25	Jalyn Phillips	DB	6-1	185	Fr.	HS	Lawrenceville, Ga.	Archer HS	
11	Taisun Phommachanh	QB	6-4	210	Fr.	HS	Bridgeport, Conn.	Avon Old Farms School	Taisun Phommachanh (TY-suhn POO-muh-chnh)
44	Nyles Pinckney	DT	6-1	305	*^Gr.	2VL	Beaufort, S.C.	Whale Branch Early College HS	
76	Sean Pollard	OL	6-5	320	Sr.	3VL	Jackson Springs, N.C.	Pinecrest HS	
29	B.T. Potter	PK	5-10	175	So.	1VL	Rock Hill, S.C.	South Pointe HS	
17	Cornell Powell	WR	6-0	210	*Jr.	2VL	Greenville, N.C.	J.H. Rose HS	
80	Luke Price	TE	6-2	220	*So.	SQ	Dillon, S.C.	Dillon Christian School	
56	Will Putnam	OL	6-4	290	Fr.	HS	Tampa, Fla.	Plant HS	
92	Klayton Randolph	DE	6-2	230	*Fr.	HS	Gaffney, S.C.	Gaffney HS	
55	Hunter Rayburn	OL	6-4	310	Fr.	HS	Pensacola, Fla.	Pensacola HS	
78	Chandler Reeves	OL	6-6	295	*Jr.	2VL	McDonough, Ga.	Eagle's Landing Christian Academy	
21	Darien Rencher	RB	5-8	195	*Jr.	1VL	Anderson, S.C.	T.L. Hanna HS	
32	Etinosa Reuben	DL	6-4	280	Fr.	HS	Kansas City, Mo.	Park Hill South HS	Etinosa (eh-tee-OH-sah)
3	Amari Rodgers	WR	5-10	210	Jr.	2VL	Knoxville, Tenn.	Knoxville Catholic HS	
8	Justyn Ross	WR	6-4	205	So.	1VL	Phenix City, Ala.	Central HS	
54	Logan Rudolph	DE	6-2	240	*So.	1VL	Rock Hill, S.C.	Northwestern HS	
98	Steven Sawicki	P/PK	6-3	240	*Sr.	SQ	Fayetteville, N.C.	Gray's Creek HS	
69	Marquis Sease	OL	5-11	275	*So.	SQ	Swansea, S.C.	Swansea HS	Swansea (SWAHN-see)
11	Isaiah Simmons	LB	6-4	225	*Jr.	2VL	Olathe, Kan.	Olathe North HS	Olathe (oh-LAY-thuh)
74	John Simpson	OG	6-4	330	Sr.	3VL	North Charleston, S.C.	Fort Dorchester HS	
47	James Skalski	LB	6-0	240	*Jr.	3VL	Sharpsburg, Ga.	Northgate HS	Skalski (SKAL-skee)
43	Chad Smith	LB	6-3	240	*Gr.	3VL	Sterling, Va.	Dominion HS	
10	Baylon Spector	LB	6-1	225	*So.	1VL	Calhoun, Ga.	Calhoun HS	Baylon (BAY-lehn)
13	Brannon Spector	WR	6-1	190	Fr.	HS	Calhoun, Ga.	Calhoun HS	
48	Will Spiers	P	6-5	225	*Jr.	2VL	Cameron, S.C.	Calhoun Academy	
62	Cade Stewart	OL	6-3	300	*Jr.	2VL	Six Mile, S.C.	Daniel HS	
39	Aidan Swanson	P	6-3	170	Fr.	HS	Tampa, Fla.	IMG Academy	
81	Drew Swinney	WR	5-8	175	*Fr.	RS	Clemson, S.C.	Daniel HS	
22	Will Swinney	WR	5-8	185	Jr.	2VL	Clemson, S.C.	Daniel HS	
8	A.J. Terrell	CB	6-2	190	Jr.	2VL	Atlanta, Ga.	Westlake HS	Terrell (teh-REHL)
3	Xavier Thomas	DE	6-2	260	So.	1VL	Florence, S.C.	IMG (Fla.) Academy	Xavier (ehx-ZAYV-yuhr)
16	Ray Thornton III	DB	6-2	205	Fr.	HS	Columbus, Ga.	Central (Ala.) HS	
54	Mason Trotter	OL	6-3	270	Fr.	HS	Roebuck, S.C.	Dorman HS	
38	Elijah Turner	S	5-11	185	*Jr.	SQ	Pickens, S.C.	Seneca HS	
24	Nolan Turner	S	6-1	195	*Jr.	2VL	Vestavia Hills, Ala.	Vestavia Hills HS	
53	Regan Upshaw	LB	5-11	235	*Jr.	2VL	Bradenton, Fla.	Alonso HS	
15	Jake Venables	LB	6-1	225	*Fr.	RS	Clemson, S.C.	Daniel HS	
72	Blake Vinson	OT	6-4	295	*So.	1VL	Ocala, Fla.	North Marion HS	
12	K'Von Wallace	S	5-11	210	Sr.	3VL	Richmond, Va.	Highland Springs HS	K'Von (KAY-vahn)
89	Tristan Walliser	DE	6-3	225	*Jr.	SQ	Clover, S.C.	Clover HS	
41	Jonathan Weitz	PK	6-0	175	Fr.	HS	Charleston, S.C.	Porter-Gaud School	Weitz (pronounced like Whites)
44	Garrett Williams	TE	6-2	235	*Gr.	3VL	Orlando, Fla.	The First Academy	
40	Greg Williams	LB	6-4	235	Fr.	HS	Swansea, S.C.	Swansea HS	Swansea (SWAHN-see)
59	Jordan Williams	DT	6-4	305	*So.	1VL	Virginia Beach, Va.	Frank W. Cox HS	
20	LeAnthony Williams	CB	5-11	180	*So.	1VL	Atlanta, Ga.	Westlake HS	
36	Lannden Zanders	DB	6-1	190	Fr.	HS	Shelby, N.C.	Crest HS	

* - spent one season as a redshirt player; ^ - has another year of eligibility remaining in 2020

COACHES

Coach	Title(s)	Position(s)	CU Years	Alma Mater	Pronunciation
Dabo Swinney	Head Coach		*17th	Alabama '93	Dabo Swinney (DA-boh SWEE-nee)
Brent Venables	Associate Head Coach, Defensive Coordinator	Linebackers	8th	Kansas State '92	
Danny Pearman	Assistant Head Coach, Special Teams Coordinator	Tight Ends	12th	Clemson '87	Pearman (PEER-mihn)
Tony Elliott	Assistant Coach, Co-Offensive Coordinator	Running Backs	9th	Clemson '02	
Jeff Scott	Assistant Coach, Co-Offensive Coordinator	Wide Receivers	12th	Clemson '03	
Todd Bates	Assistant Coach	Defensive Tackles	3rd	Alabama '05	
Robbie Caldwell	Assistant Coach	Offensive Linemen	9th	Furman '77	
Mickey Conn	Assistant Coach	Safeties	3rd	Alabama '93	
Lemanski Hall	Assistant Coach	Defensive Ends	2nd	Alabama '08	
Mike Reed	Assistant Coach	Cornerbacks	7th	Boston College '94	
Brandon Streeter	Assistant Coach, Recruiting Coordinator	Quarterbacks	6th	Clemson '99	

* - includes over five seasons (2003-08) as an assistant coach and over 10 seasons as a head coach (2008-19)

VETERAN BIOS



TREMAINE ANCHRUM

OT • 6-2 • 310 • SR. • 3VL
POWDER SPRINGS, GA.
McEACHERN HS

TIGERS

Became the full-time starter at right tackle in 2018 ... enters 2019 having previously played 1,674 snaps over 40 games (15 starts) in his career.

2018: Second-team All-ACC ... second-team AP All-ACC ... played 805 snaps over 15 games (all starts) ... played 49 snaps in helping the offense gain 531 yards of offense vs. Furman, collecting ACC Offensive Lineman-of-the-Week honors ... played 60 snaps and helped the offense gain 413 yards in a start at Texas A&M ... in 56 snaps, helped the offense gain 286 rushing yards and 309 passing yards in a start vs. Georgia Southern ... helped Clemson once again eclipse 200 yards both rushing and passing in a start at Georgia Tech, appearing in 51 snaps ... limited by injury to six snaps in a start vs. Syracuse ... played 55 snaps in helping Clemson accrue 698 yards and a school-record 11.8 yards per carry at Wake Forest, resulting in the entire offensive line earning team offensive player-of-the-game honors ... played 63 snaps in helping Clemson accrue 471 yards of offense against No. 16 NC State ... played 56 snaps in helping hand Florida State its worst home loss in program history ... played 33 snaps in helping Clemson set school records in yards per play (11.6) and yards per carry (13.3) vs. Louisville, resulting in the offensive line's second collective selection as offensive player-of-the-game ... played 63 snaps in Clemson's Atlantic Division-clinching win at No. 17 Boston College ... played 64 snaps as Clemson eclipsed 200 passing yards and 200 rushing yards vs. Duke ... played 61 snaps vs. South Carolina in helping guide Clemson to 744 total yards, the third-highest total in school history ... played 55 plays in ACC Championship Game against Pitt ... played 71 snaps as Clemson passed for 327 yards and rushed for 211 yards vs. No. 3 Notre Dame in the Cotton Bowl ... played 62 snaps in National Championship Game victory against No. 1 Alabama.

2017: Had six knockdowns in 577 snaps over 14 games (six starts) ... played 35 snaps against Kent State on Sept. 2 ... played 53 snaps against No. 13 Auburn on Sept. 9 ... played 52 snaps at No. 14 Louisville on Sept. 16 ... played 52 snaps against Boston College on Sept. 23; named team co-offensive player-of-the-game ... played 29 snaps at No. 12 Virginia Tech on Sept. 30 ... had a knockdown in 42 snaps against Wake Forest on Oct. 7 ... had a knockdown in 34 snaps at Syracuse on Oct. 13 ... had a knockdown in 35 snaps against Georgia Tech on Oct. 28 ... had two knockdowns in 50 snaps at No. 20 NC State on Nov. 4 ... played 45 snaps against Florida State on Nov. 11 ... played 35 snaps against The Citadel on Nov. 18 ... played 43 snaps at South Carolina on Nov. 25 ... played 35 snaps against No. 7 Miami (Fla.) in the ACC Championship Game on Dec. 2 ... had a knockdown in 37 snaps against No. 4 Alabama in the Sugar Bowl on Jan. 1.

2016: Had five knockdowns in 292 snaps over 11 games (one start) ... played 13 snaps in collegiate debut against Troy, with an 85 percent grade ... posted 88 percent grade in 32 snaps against SC State ... graded 100 percent on 15 snaps in win over Georgia Tech ... played four snaps at Boston College before suffering an ankle sprain ... played 34 snaps in win over Syracuse ... started first career contest against Pittsburgh and responded well with 83 percent grade and two knockdowns in 89 snaps ... played 45 snaps against South Carolina ... played 37 snaps, with a knockdown, in win over Ohio State in the Fiesta Bowl ... enrolled in January.

Before Clemson: Rated the No. 39 offensive guard in the nation and No. 50 player in Georgia by ESPN ... No. 21 offensive guard in the nation and No. 42 player in Georgia by 247 Sports.com ... No. 73 player in Georgia by Rivals ... played against Mitch Hyatt, Clemson's starting left tackle in 2015, in high school ... first-team all-state according to the Atlanta Constitution ... all-district selection at the AAAAAA level as well ... PrepStar three-star selection who was All-Southeast Region selection ... recruited by Tony Elliott and Robbie Caldwell ... narrowed his college choices to Nebraska, Colorado and Clemson.

Personal: Born June 24, 1998 ... his father, also named Tremayne, played high school football in the state of Colorado and was all-state in football and basketball by the Denver Post ... his father played basketball for George Raveling at Southern California and led the Trojans in rebounding as a sophomore and three-point shooting percentage as a junior ... majoring in management.



J.L. BANKS

TE • 6-1 • 250 • *SR. • S Q
MADISON, GA.
NORTH OCONEE HS

TIGERS

Transferred from Georgia Southern to walk on at Clemson.

2018: Did not appear in game action.

Before Clemson: Played 49 snaps in 10 games as a tight end at Georgia Southern in 2016 ... redshirted at Georgia Southern in 2015 ... lettered at North Oconee High School, where he earned all-region honors as a defensive end as a sophomore and junior and tight end as a senior ... first-team All-Northeast Georgia as a junior and senior ... played baseball at North Oconee High School.

Personal: His father, Jeff, played football on Georgia Southern's 1986 FCS national championship team ... majoring in sociology ... born Nov. 14, 1996.



BEN BATSON

QB • 6-0 • 215 • *FR. • RS
CENTRAL, S.C.
DORMAN HS

TIGERS

Redshirted in 2018 while appearing in two games.

2018: Played seven snaps in two games while redshirting ... made his collegiate debut in the second half at Wake Forest, rushing once for four yards ... also saw action at Florida State, gaining two yards on a rush.

Before Clemson: Played three years at Daniel High School before transferring to Dorman High School for his senior year, when he led it to a 12-3 record and a spot in the state finals ... had 2,993 total yards (1,201 rushing, 1,792 passing) as a senior ... was 134-228 passing for 1,792 yards and 13 touchdowns as a senior ... had 1,201 yards and 13 touchdowns on 152 carries as a senior ... had five 100-yard rushing games as a senior ... starting quarterback at Daniel High School as a freshman, sophomore and junior ... coached by David Gutshall at Dorman High School.

Personal: His father, Joey Batson, is Clemson's director of football strength & conditioning ... his brother, Michael, was a punter at Clemson from 2015-17 ... born June 27, 1999 ... majoring in communication.

BATSON CAREER STATS

Year	G-S	Snaps	C-A-I	Passing				Y/A	Y/C	Y/G	Eff
				Yds	TD	LG	Pct				
2018	2-0	7	0-0-0	0	0	---	---	---	---	0.0	---

Year	Car	Yds	Y/C	Y/G	TD	LG	PL	Tot	TDR	Y/G
2018	2	6	3.0	3.0	0	4	2	6	0	3.0



MICHAEL BECKER

S • 6-1 • 190 • *FR. • RS
CLEMSON, S.C.
DANIEL HS

TIGERS

Original walk-on who redshirted in 2018.

2018: Redshirted.

Before Clemson: Lettered at Daniel High School.

Personal: Born June 23, 2000 ... nursing major.



MATT BOCKHORST

OG • 6-4 • 300 • *SO. • 1VL
CINCINNATI, OHIO
ST. XAVIER HS

TIGERS

Enters 2019 following a redshirt freshman season in which he played 178 snaps in 13 games.

2018: Played 178 snaps over 13 games ... played 18 snaps in his collegiate debut vs. Furman ... played 20 snaps vs. Georgia Southern ... played 16 snaps at Georgia Tech ... played six snaps vs. Syracuse ... played 21 snaps in helping Clemson accrue 698 yards and a school-record 11.8 yards per carry at Wake Forest, resulting in the entire offensive line earning team offensive player-of-the-game honors ... played 24 snaps in helping Clemson accrue 471 yards of offense against No. 16 NC State ... played seven snaps at Florida State ... played 11 snaps as Clemson eclipsed 200 passing yards and 200 rushing yards vs. Duke ... played a season-high 30 snaps vs. South Carolina in helping guide Clemson to 744 total yards, the third-highest total in school history ... played seven snaps in ACC Championship Game against Pitt and 11 snaps in Cotton Bowl vs. No. 3 Notre Dame ... played six snaps in National Championship Game vs. No. 1 Alabama.

2017: Redshirted.

Before Clemson: 2016 Under Armour All-American ... did not play senior season due to injury suffered at The Opening in Oregon on July 10 ... rated No. 157 in the nation by ESPN, they also list him No. 5 in the state of Ohio and No. 12 at his position nationally ... No. 240 prospect by 247 Sports and No. 245 by Scout ... No. 11 prospect in the state and No. 14 at his position by 247 Sports ... first team all-state as a junior ... a 4.0 student, he committed to Clemson on Jan. 30, 2016 ... first Clemson signee from the state of Ohio since Cole Stoudt in 2011 ... coached by Steve Specht ... recruited by Robbie Caldwell.

Personal: Born Jan. 27, 1999 ... majoring in financial management.



JOHN BOYD

LB • 6-0 • 220 • *SO. • S Q
LILBURN, GA.
PARKVIEW HS

TIGERS

Reserve linebacker who joined the team during the 2018 season.

2018: Did not appear in game action.

VETERAN BIOS

Before Clemson: Lettered at Parkview High School.
Personal: Majoring in criminal justice ... born Nov. 8, 1997.



CHASE BRICE

QB • 6-3 • 225 • *SO. • 1VL
 GRAYSON, GA.
 GRAYSON HS

TIGERS

Enters 2019 having completed 32-51 career passes for 442 yards with five touchdowns and three interceptions over 174 snaps in 12 games ... also entered the year with 16 career carries for 93 rushing yards ... was an unsung hero of Clemson's 2018 national championship campaign, entering in relief in a 27-23 come-from-behind victory against Syracuse to preserve what would become Clemson's perfect 15-0 campaign.

2018: Completed 32-51 passes with five touchdowns and three interceptions in 174 snaps across 12 games, also adding 93 yards on 16 carries ... completed 3-4 passes for 13 yards and rushed twice for six yards in career debut vs. Furman ... was 2-2 for 24 yards against Georgia Southern ... entered in relief of an injured Trevor Lawrence against Syracuse and completed 7-13 passes for 83 yards while helping engineer a 13-play, 94-yard game-winning drive to overcome a double-digit fourth quarter deficit in the win; his fourth-and-6 completion to Tee Higgins was one of the most important plays of the season ... earned team co-offensive player-of-the-week honors for his performance ... was a perfect 4-4 for 50 yards and the first touchdown pass of his career at Wake Forest ... completed 6-9 passes for 72 yards vs. No. 16 NC State ... went 4-7 for 90 yards with one touchdown and one interception at Florida State ... completed 6-7 passes and posted career highs in passing yards (110) and passing touchdowns (three) vs. Louisville ... rushed three times for 23 yards against Duke ... recorded a career-long 28-yard rush in ACC Championship Game against Pitt ... gained 31 yards on two carries vs. No. 3 Notre Dame in the Cotton Bowl ... had one carry against No. 1 Alabama in the National Championship Game.

2017: Redshirted.


Before Clemson: Led Grayson High School to state championship in 2016 and a 40-7 record as the starting quarterback over his last four years ... national top-200 prospect by Rivals, regardless of position, he is rated No. 184 overall ... No. 16 in the state of Georgia and No. 10 at his position by Rivals ... No. 11 player in the nation at his position by 247 Sports ... No. 15 prospect at his position by ESPN ... led Grayson to 14-1 record and the AAAAAAA state title as a senior ... team was ranked 10th in the final USA Today Top 25 ... just the second state title in school history ... had incredible senior year passing the ball, with 33 touchdown passes and only three interceptions ... completed 173 of 269 passes for 2,830 yards ... completion percentage was .643 and his passing efficiency was 190.9 ... completed 18-27 passes for 238 yards and three touchdowns in that state title game ... as a junior, led Grayson to the semifinals of the state playoffs and a 13-1 record ... threw for 2,703 yards and 29 touchdowns against just nine interceptions ... led team to 10-2 record as a sophomore, he completed 139-229 for 1,941 yards and 20 touchdowns ... started six games as a freshman ... was 524-848 for 7,977 yards and 89 touchdowns against 25 interceptions in his career ... all-state, all-county and all-metro selection ... wore #2 at Grayson, where he played for Jeff Herron ... recruited by Brandon Streeter.

Personal: Born Jan. 27, 1998 ... his uncle, Mickey Conn, is Clemson's safeties coach ... majoring in parks, recreation and tourism management.

BRICE 2018 GAME-BY-GAME STATS													
Date	Opponent	Snaps	C-A-I	Yds	TD	Car	Yds	TD	PL	Tot			
9-1	Furman	11	3-4-0	13	0	2	6	0	6	19			
9-8	at Texas A&M												
9-15	Georgia Southern	6	2-2-0	24	0	0	0	0	2	24			
9-22	at Georgia Tech	8	0-2-1	0	0	0	0	0	2	0			
9-29	Syracuse	49	7-13-1	83	0	3	-2	0	16	81			
10-6	at Wake Forest	12	4-4-0	50	1	0	0	0	4	50			
10-20	NC State	15	6-9-0	72	0	0	0	0	9	72			
10-27	at Florida State	19	4-7-1	90	1	2	5	0	9	95			
11-3	Louisville	18	6-7-0	110	3	2	3	0	9	113			
11-10	at Boston College												
11-17	Duke	13	0-1-0	0	0	3	23	0	4	23			
11-24	South Carolina												
12-1	Pittsburgh	8	0-0-0	0	0	1	28	0	1	28			
12-29	Notre Dame	11	0-2-0	0	0	2	31	0	4	31			
1-7	Alabama	4	0-0-0	0	0	1	-1	0	1	-1			
Totals		174	32-51-3	442	5	16	93	0	67	535			

BRICE CAREER STATS

Passing													
Year	G-S	Snaps	C-A-I	Yds	TD	LG	Pct	Y/A	Y/C	Y/G	Eff		
2018	12-0	174	32-51-3	442	5	61	62.7	8.7	13.8	36.8	156.1		
Rushing & Total Offense													
Year	Car	Yds	Y/C	Y/G	TD	LG	PL	Tot	TDR	Y/G			
2018	16	93	5.8	7.8	0	28	67	535	5	44.6			



TYLER BROWN

LS • 6-0 • 215 • *JR. • SQ
 GREENVILLE, S.C.
 EASTSIDE HS

TIGERS

2018: Made Clemson debut vs. Louisville, playing five snaps in his lone appearance of the season.

Before Clemson: Lettered at Eastside High School.

Personal: Majoring in computer science ... born Nov. 18, 1998.

T. BROWN CAREER STATS

Year	G-S	Snaps	Rec	Yds	Avg	TD	LG
2018	1-0	5	0	0	--	0	--



WILL BROWN

WR • 5-8 • 180 • *SO. • SQ
 BOILING SPRINGS, S.C.
 BOILING SPRINGS HS

TIGERS

Appeared in three games in 2018 after redshirting in 2017.

2018: Played 12 snaps over three games ... made Clemson debut vs. Louisville ... and also played vs. Duke and in the Cotton Bowl vs. No. 3 Notre Dame.

2017: Redshirted.

Before Clemson: Lettered at Boiling Springs High School.

Personal: Born Oct. 10, 1998 ... majoring in health science.

W. BROWN CAREER STATS

Year	G-S	Snaps	Rec	Yds	Avg	TD	LG
2018	3-0	12	0	0	--	0	--



JACKSON CARMAN

OL • 6-5 • 355 • SO. • 1VL
 FAIRFIELD, OHIO
 FAIRFIELD SENIOR HS

TIGERS

Saw action as a reserve left tackle in 2018 and enters 2019 having played 209 snaps over 13 career games.

2018: Played 209 snaps over 13 games ... played 18 snaps in collegiate debut vs. Furman ... played 26 snaps vs. Georgia Southern ... played 13 snaps at Georgia Tech ... played 20 snaps in helping Clemson accrue 698 yards and a school-record 11.8 yards per

carry at Wake Forest, resulting in the entire offensive line earning team offensive player-of-the-game honors ... played 18 snaps vs. No. 16 NC State ... played 22 snaps in helping hand Florida State its worst home loss in program history ... played 21 snaps in helping Clemson set school records in yards per play (11.6) and yards per carry (13.3) vs. Louisville, resulting in the offensive line's second collective selection as offensive player-of-the-game ... played 34 snaps in Clemson's Atlantic Division-clinching win at No. 17 Boston College ... played eight snaps vs. Duke ... played seven snaps vs. South Carolina in helping guide Clemson to 744 total yards, the third-highest total in school history ... played eight snaps against Pitt and 10 snaps against No. 3 Notre Dame ... played four snaps in National Championship Game vs. No. 1 Alabama.

Before Clemson: One of five finalists for USA Today National Offensive Player-of-the-Year ... No. 16 player in the nation by Rivals, No. 17 by 247Sports and No. 21 by ESPN ... No. 2 offensive tackle in the nation by 247Sports, ESPN and Rivals ... No. 1 player in Ohio by 247Sports, ESPN and Rivals ... U.S. Army All-American Game participant ... Anthony Munoz national lineman-of-the-year finalist ... coached by Jason Krause at Fairfield Senior High School ... recruited by Robbie Caldwell ... enrolled at Clemson in January 2018.

Personal: Born Jan. 22, 2000 ... majoring in pre-business.



GAGE CERVENKA

OL • 6-3 • 325 • *GR. • 3VL
 GREENWOOD, S.C.
 EMERALD HS

TIGERS

Redshirted as a defensive tackle before switching to offensive line in August 2016 ... served as the backup center during the entire 2017 season before earning a starting role at guard (and one spot start at center) in 2018 ... enters 2019 having played 711 snaps over 31 career games (eight starts) ... one of the strongest members of the team, tying the program position record for bench press reps at 225 pounds (43).

2018: Played 549 snaps over 15 games with eight combined starts at center and right guard ... played 22 snaps in season opener vs. Furman ... played one snap at Texas A&M ... played 34 snaps vs. Georgia Southern ... played 17 snaps at Georgia Tech ... saw significant action in reserve in a comeback win vs. Syracuse, appearing in 57 snaps and helping the offense engineer a 13-play, 94-yard game-winning drive ... played 24 snaps in helping Clemson accrue 698 yards and a school-record 11.8 yards per carry at Wake Forest, resulting in the entire offensive line earning team offensive player-of-the-game honors ... played 27 snaps in helping Clemson accrue 471 yards of offense against No. 16 NC State ... made his first career start at center at Florida State, earning team offensive player-of-the-game honors after playing 56 snaps in helping Clemson hand the Seminoles their worst home loss in program history ... played 32 snaps in helping Clemson set school records in yards per play (11.6) and yards per carry (13.3) vs. Louisville, resulting in the offensive line's second collective selection as offensive player-of-the-game ... played 50 snaps in Clemson's Atlantic Division-clinching win at No. 17 Boston College ... played 51 snaps as Clemson eclipsed 200 passing yards and 200 rushing yards vs. Duke ... played 62 snaps vs. South Carolina in helping guide Clemson to 744 total yards, the third-highest total in school history ... played 33 snaps in ACC Championship Game win against Pitt ... played 46 snaps as Clemson passed for 327 yards and rushed for 211 yards vs. No. 3 Notre Dame in the Cotton Bowl ... played 36 snaps in a

VETERAN BIOS

National Championship Game victory against No. 1 Alabama.

2017: Had a knockdown in 101 snaps over 10 games ... played 16 snaps against Kent State on Sept. 2 ... played seven snaps at No. 14 Louisville on Sept. 16 ... played four snaps against Boston College on Sept. 23 ... played two snaps at No. 12 Virginia Tech on Sept. 30 ... played nine snaps against Wake Forest on Oct. 7 ... played five snaps against Georgia Tech on Oct. 28 ... played three snaps against Florida State on Nov. 11 ... played 32 snaps against The Citadel on Nov. 18 ... had a knockdown in seven snaps at South Carolina on Nov. 25 ... played 16 snaps against No. 7 Miami (Fla.) in the ACC Championship Game on Dec. 2.

2016: Logged 61 snaps in six games ... made collegiate debut against SC State, posting an 86 percent grade in 21 snaps ... logged nine snaps at Boston College ... saw six snaps of action in win over Syracuse ... played a couple of snaps at Wake Forest ... logged 15 snaps against South Carolina and graded 87 percent ... saw eight snaps in the Fiesta Bowl win over Ohio State.

2015: Redshirted.

Before Clemson: Rated among the top-15 players in South Carolina by all services ... No. 26 defensive tackle in the nation and No. 8 player in South Carolina by ESPN ... No. 12 player in South Carolina by Scout.com ... No. 12 player in South Carolina by 247Sports.com ... No. 14 player in South Carolina by Rivals.com ... led Emerald High School to a 10-4 record and the state playoffs as a senior ... had 100 tackles and 28 tackles for loss as a junior ... first-team all-state ... one of the top wrestlers in the state who was a four-time state champion ... lost only one wrestling match (199-1) ... only loss was freshman year ... only four-time state heavyweight champion in South Carolina history ... coached by Tim McMahon ... recruited by Dan Brooks and Mike Reed.

Personal: Earned degree in justice studies in December 2018 ... born June 22, 1997.



J.C. CHALK

TE • 6-3 • 260 • *JR. • 2VL
ARGYLE, TEXAS
ARGYLE HS

TIGERS

Enters 2019 having previously caught four passes for 40 yards in 151 snaps over 24 career games.

2018: Caught two passes for 21 yards in 105 snaps in 15 games ... caught his first pass of the season for six yards vs. Georgia Southern ... added a 15-yard reception vs. Louisville with his grandfather, Gene Stallings, in attendance.

2017: Had two receptions for 19 yards in 46 snaps over nine games ... had two receptions for 19 yards against Kent State on Sept. 2.

2016: Redshirted.

Before Clemson: Had solid senior year with 48 receptions for 545 yards and seven touchdowns ... played in the Semper Fidelis All-American Bowl in California ... first-team unanimous all-district choice as a junior and a senior ... helped his team to 14-2 record and berth in state championship game ... in 2014, he had 36 catches for 486 yards and seven touchdowns ... team finished with 15-1 record and a berth in state championship game ... in 2013, he had 7 catches for 90 yards ... team finished 16-0 and won the state championship ... finished his career with 91 catches for 1,031 yards and 14 touchdowns ... also an outstanding basketball player, starter in the front court each of the last two years ... as a junior helped team to state championship game on the hardwood ... lost just one basketball game and one football game during

the 2014-15 academic year ... played his high school football for Todd Rodgers ... narrowed his college choices to Clemson, Texas A&M, Texas and Mississippi ... recruited by Danny Pearman.

Personal: Born Feb. 26, 1998 ... Grandson of former Alabama coach Gene Stallings, who coached Dabo Swinney at Alabama ... first met Swinney in the third grade when he was at a reunion for the 1992 Alabama National Championship team ... Clemson tight ends coach Danny Pearman also coached under his grandfather ... majoring in agribusiness.

CHALK CAREER STATS

Year	G-S	Snaps	Rec	Yds	Avg	TD	LG
2017	9-0	46	2	19	9.5	0	18
2018	15-0	105	2	21	10.5	0	15
Totals	24-0	151	4	40	10.0	0	18



T.J. CHASE

WR • 6-0 • 185 • *JR. • 2VL
PLANT CITY, FLA.
PLANT CITY HS

TIGERS

Enters 2019 with 18 receptions for 136 yards with three touchdowns in 348 snaps over 29 career games.

2018: Caught 13 passes for 101 yards and two touchdowns in 178 snaps over 15 games ... made first catch of the season vs. Georgia Southern ... gained 34 yards on two receptions at Georgia Tech ... added another catch for six yards vs. Syracuse ... caught two passes for five yards at Wake Forest ... gained 11 yards on one reception vs. No. 16 NC State ... had his first career receiving touchdown on a five-yard pass from Chase Brice at Florida State, also earning team co-special teams player-of-the-week honors for his performance after recovering a fumble in punt coverage ... caught two passes, including his second touchdown of the season, for 19 yards vs. Duke ... gained 17 yards on two receptions against No. 3 Notre Dame in the Cotton Bowl ... added a reception vs. No. 1 Alabama in the National Championship Game.

2017: Had five receptions for 35 yards and a touchdown in 170 snaps over 14 games ... had two receptions for 18 yards and his first career touchdown against The Citadel on Nov. 18.

2016: Redshirted.

Before Clemson: Rated the No. 115 overall player in the nation and the 10th best player in Florida by Rivals.com ... among 247 Sports top 200 as well ... played in the Semper Fidelis All-American Bowl ... all-conference, all-district and Tampa Bay Times All-County ... honorable mention all-state ... four-year player in high school ... played his freshman, sophomore and senior years at Plant City and his junior year at IMG Academy ... as a senior had 32 receptions for 593 yards and nine touchdowns ... had at least one touchdown reception in each of his last seven games as a senior ... also played on defense as a senior and had 79 tackles, including 13 stops against Lennard High School ... starter at wide receiver and free safety in 2015 ... had two interceptions and nine passes defended as a senior ... had an interception return for a score and a receiving score against Tampa Bay Tech as a senior ... as a junior at IMG, had 25-521 and five touchdowns ... as a sophomore at Plant City had 28-562 and four scores ... also had three interceptions as a sophomore ... as a freshman had 19-466 and a touchdown ... for his high school career, had 104 receptions for 2142 yards and 19 touchdowns ... that is 20.6 yards per reception ... had 23 total touchdowns in his high school career ... played at Plant City High for Greg Meyer ... played for former Florida State quarterback Chris Weinke at IMG as a junior ... Plant City finished the 2015 season with an 11-2 record, the best season in the history

of the school ... also played basketball at Plant City ... selected Clemson over offers from Florida State, Florida, Georgia and Notre Dame ... recruited by Jeff Scott and Tony Elliott.

Personal: Born Dec. 4, 1996 ... majoring in parks, recreation and tourism management.

CHASE 2018 GAME-BY-GAME STATS

Date	Opponent	Snaps	Rec	Yds	Avg	TD	LG
9-1	Furman	14	0	0	---	0	---
9-8	at Texas A&M	0	0	0	---	0	---
9-15	Georgia Southern	11	1	4	4.0	0	4
9-22	at Georgia Tech	12	2	34	17.0	0	20
9-29	Syracuse	3	1	6	6.0	0	6
10-6	at Wake Forest	15	2	5	2.5	0	6
10-20	NC State	21	1	11	11.0	0	11
10-27	at Florida State	29	1	5	5.0	1	5
11-3	Louisville	14	0	0	---	0	---
11-10	at Boston College	10	0	0	---	0	---
11-17	Duke	10	2	19	9.5	1	10
11-24	South Carolina	12	0	0	---	0	---
12-1	Pittsburgh	12	0	0	---	0	---
12-29	Notre Dame	7	2	17	8.5	0	13
1-7	Alabama	8	1	0	0.0	0	0
Totals		178	13	101	7.8	2	20

Note: Had a recovered fumble at Florida State; had a caused fumble against Louisville.

CHASE CAREER STATS

Year	G-S	Snaps	Rec	Yds	Avg	TD	LG
2017	14-0	170	5	35	7.0	1	13
2018	15-0	178	13	101	7.8	2	20
Totals	29-0	348	18	136	7.6	3	20



PETER COTE

S • 5-9 • 180 • *SO. • SQ
SIX MILE, S.C.
DANIEL HS

TIGERS

Original walk-on who enters 2019 having played one career game.

2018: Played one game, making his debut on special teams vs. Louisville.

2017: Redshirted.

Before Clemson: Lettered at Daniel High School.

Personal: His brother, Kyle, was safety and special teams standout at Clemson from 2015-18 ... majoring in financial management ... born Oct. 16, 1998.

P. COTE CAREER STATS

Year	G-S	Snaps	Hit	Ast	Tot	TFL	Sacks	Int	QP	PBU	CF-RF
2018	1-0	0	0	0	0	0-0	0-0	0-0	0	0	0-0



BRIAN DAWKINS JR.

CB • 5-7 • 170 • *JR. • SQ
PARKER, COLO.
VALOR CHRISTIAN HS

TIGERS

Saw limited action in his first two active seasons.

2018: Played in two games, appearing in three defensive snaps vs. Georgia Southern and contributing on special teams against Louisville.

2017: Played one game, which came on special teams against The Citadel on Nov. 18.

2016: Redshirted.

Before Clemson: Played four years at Valor Christian High School in Colorado, and that team won the state championship three of those years ... had 83 tackles his senior year when the team had a 10-4 record ... had three double figure tackle games in 2014 ... had an interception or a pass deflection in 11 of the 14 games ... had four interceptions for 16 return yards in 2014, he also had seven passes defended ... as a junior in 2013 had 40 tackles, including 4.5 tackles for loss ... had career high six interceptions for 85 yards and added eight passes broken up ... also had a fumble recovery ... finished his career with 10 interceptions for 101 yards and seven tackles for loss ... all-state

VETERAN BIOS

and all-league his junior and senior seasons ... played in the Blue-Gray All-American Bowl ... played the 2015 season at Fork Union in Virginia ... also played basketball in high school and ran track ... was a league champion in the long jump, ran the 100m and ran on several sprint relay teams ... played his high school football for Rod Sherman ... recruited by Mike Reed.

Personal: Born Aug. 2, 1996 ... son of former Clemson All-American and NFL great Brian Dawkins, a nine-time Pro Bowler ... majoring in communication.

DAWKINS CAREER STATS

Year	G-S	Snap	Hit	Ass	Tot	TFL	Sacks	Int	QB	PBU	CF	RF
2017	1-0	0	0	0	0	0-0	0-0	0-0	0	0	0	0-0
2018	2-0	3	0	0	0	0-0	0-0	0-0	0	0	0	0-0
Totals	3-0	3	0	0	0	0-0	0-0	0-0	0	0	0	0-0



LYN-J DIXON

RB • 5-10 • 190 • SO. • 1VL
BUTLER, GA.
TAYLOR COUNTY HS

TIGERS

Enters 2019 following a first-year freshman season in which he posted 547 rushing yards and five touchdowns on 62 rushing attempts in only 106 offensive snaps over 13 games in a backfield that featured three other players with at least 1,000 career rushing yards.

2018: Finished freshman campaign with 547 rushing yards and five rushing touchdowns on 62 carries in 106 snaps over 13 games ... ranked fifth in the country among qualified backs with 8.82 yards per carry, a school record for players with at least 300 rushing yards ... led Clemson in rushing with 89 yards on six carries, including a 61-yarder, in his career debut vs. Furman ... gained 26 yards on five carries vs. Georgia Southern ... carried six times for 20 yards at Georgia Tech ... earned ACC Rookie-of-the-Week honors at Wake Forest, recording a career-high 163 yards on 10 carries with rushing touchdowns of 65 and 52 yards ... joined Travis Etienne and Adam Choice as part of a trio that became the first group of three backs in school history to each rush for 125 yards in a single contest ... recorded 25 yards and a rushing touchdown on four carries vs. No. 16 NC State ... rushed six times for 18 yards at Florida State ... posted 116 yards and a touchdown on four carries vs. Louisville, and his four carries were the fewest by a Clemson player in a 100-yard rushing day in school history ... gained 18 yards on three carries at No. 17 Boston College ... repeated a three-carry, 18-yard performance vs. Duke ... gained 38 yards on five carries vs. South Carolina ... rushed four times for five yards with a touchdown against Pitt ... gained 11 yards on six carries vs. No. 3 Notre Dame in the Cotton Bowl.

Before Clemson: No. 171 player in the nation by ESPN ... No. 10 running back in the nation by ESPN and Rivals ... No. 23 player in Georgia by ESPN ... had 5,174 yards and 73 touchdowns on 629 carries in his career ... had 88 touchdowns in his career ... had 536 points in 37 career games ... had 76 catches for 1,088 yards and nine touchdowns in his career ... had 7,201 all-purpose yards in his career ... averaged 108 yards per game and 8.9 yards per carry in six games as a senior (limited by injury) ... had 11 rushing touchdowns and 13 overall touchdowns as a senior ... had 1,914 yards and 35 touchdowns on 229 carries as a junior ... had 38 touchdowns as a junior ... had 1,311 yards and 14 touchdowns on 156 carries as a sophomore ... had 23 touchdowns as a sophomore ... had 1,301 yards and 13 touchdowns on 171 carries as a freshman ... coached by Mark Wilson at Taylor County High School ... recruited by Robbie Caldwell and Tony Elliott.

Personal: Born Feb. 18, 1999 ... majoring in communication.

DIXON 2018 GAME-BY-GAME STATS

Date	Opponent	Snap	Car	Yds	Avg	TD	Rec	Yds	TD
9-1	Furman	10	6	89	14.8	0	0	0	0
9-8	at Texas A&M								
9-15	Georgia Southern	9	5	26	5.2	0	0	0	0
9-22	at Georgia Tech	9	6	20	3.3	0	0	0	0
9-29	Syracuse	0	0	0	--	0	0	0	0
10-6	at Wake Forest	17	10	163	16.3	2	1	41	0
10-20	NC State	6	4	25	6.2	1	0	0	0
10-27	at Florida State	14	6	18	3.0	0	0	0	0
11-3	Louisville	9	4	116	29.0	1	0	0	0
11-10	at Boston College	3	3	18	6.0	0	0	0	0
11-17	Duke	6	3	18	6.0	0	0	0	0
11-24	South Carolina	8	5	38	7.6	0	0	0	0
12-1	Pittsburgh	5	4	5	1.2	1	0	0	0
12-29	Notre Dame	10	6	11	1.8	0	0	0	0
1-7	Alabama								
Totals		106	62	547	8.8	5	1	41	0

Note: Had a 16-yard kickoff return against Syracuse.

DIXON CAREER STATS

Year	G-S	Snap	Car	Yds	Avg	TD	LG	Rec	Yds	TD
2018	13-0	106	62	547	8.8	5	65	1	41	0



CARSON DONNELLY

S • 5-10 • 180 • *FR. • RS
BIRMINGHAM, ALA.
BRIARWOOD CHRISTIAN SCHOOL

TIGERS

Appeared in one game as a redshirt in 2018.

2018: Made Clemson debut on special teams vs. Louisville in his lone appearance of his redshirt season.

Before Clemson: Helped Briarwood Christian School to a 12-2 record as a junior ... had 62 tackles, five interceptions and eight pass breakups as a junior ... had eight games with at least five tackles as a junior ... had six career interceptions ... coached by Fred Yancey at Briarwood Christian School.

Personal: His father, Chris, was a teammate of Clemson head coach Dabo Swinney at Alabama ... pre-business major ... born June 28, 2000.

DONNELLY CAREER STATS

Year	G-S	Snap	Hit	Ass	Tot	TFL	Sacks	Int	QB	PBU	CF	RF
2018	1-0	0	0	0	0	0-0	0-0	0-0	0	0	0	0-0



JACOB EDWARDS

DT • 6-2 • 290 • *SO. • SQ
VESTAVIA HILLS, ALA.
VESTAVIA HILLS HS

TIGERS

Original walk-on in his third season in the program.

2018: Played two snaps in college debut vs. Georgia Southern ... appeared on special teams vs. NC State.

2017: Redshirted.

Before Clemson: Lettered at Vestavia Hills High School.

Personal: Born April 10, 1999 ... his identical twin brother, James, plays football at Clemson ... majoring in parks, recreation and tourism management.

JAC. EDWARDS CAREER STATS

Year	G-S	Snap	Hit	Ass	Tot	TFL	Sacks	Int	QB	PBU	CF	RF
2018	2-0	2	0	0	0	0-0	0-0	0-0	0	0	0	0-0



JAMES EDWARDS

DT • 6-2 • 290 • *SO. • SQ
VESTAVIA HILLS, ALA.
VESTAVIA HILLS HS

TIGERS

Original walk-on in his third season in the program.

2018: Played on special teams vs. Furman and one defensive snap vs. Georgia Southern.


2017: Redshirted.

Before Clemson: Lettered at Vestavia Hills High School.

Personal: Born April 10, 1999 ... his identical twin brother, Jacob, plays football at Clemson ... majoring in parks, recreation and tourism management.

JAM. EDWARDS CAREER STATS

Year	G-S	Snap	Hit	Ass	Tot	TFL	Sacks	Int	QB	PBU	CF	RF
2018	2-0	1	0	0	0	0-0	0-0	0-0	0	0	0	0-0



TRAVIS ETIENNE

RB • 5-10 • 215 • JR. • 2VL
JENNINGS, LA.
JENNINGS HS

TIGERS

Burst onto the scene as one of the nation's most explosive running

backs in 2017 and followed up with a record-breaking 2018 campaign as a sophomore ... enters 2019 with 311 career carries for 2,424 yards with 37 rushing touchdowns and 17 career receptions for 135 receiving yards with two receiving touchdowns ... enters his junior campaign ranked first in school history in career yards per carry (7.8, minimum 1,000 yards) and career points per game (8.4), third in career rushing touchdowns (37), fourth in total career touchdowns (39), 11th in career points (234) and 12th in career rushing yards (2,424) ... set single-season school records in 2018 in rushing yards (1,658), yards per carry (8.1), rushing touchdowns (24), total touchdowns (26) and points scored (156) ... preseason first-team All-American by Athlon, College Football News, Lindy's, Mel Kiper, Sporting News, Phil Steele and Street & Smith.

2018: Doak Walker Award finalist ... Maxwell Award semifinalist ... first-team All-American by ESPN.com and Sporting News ... second-team All-American by the AFCA, AP, FWAA and Walter Camp ... also garnered second-team All-America status from CBS Sports, College Football News, Sports Illustrated and The Athletic ... ACC Player-of-the-Year ... ACC Offensive Player-of-the-Year ... first-team All-ACC ... unanimous first-team AP All-ACC selection that also garnered AP ACC Offensive Player-of-the-Year ... Blanchard-Rodgers Trophy recipient as the best collegiate football player in or from South Carolina ... produced the most prolific rushing season in school history, producing a school-record 1,658 yards on 204 carries with a school-record 24 rushing touchdowns and 12 catches for 78 yards and two receiving touchdowns in 486 snaps over 15 games (all starts) ... tied the ACC record for total touchdowns, as his 26 total touchdowns tied the previous record held by Pitt's James Conner since 2014 ... gained 63 yards on 11 carries with a touchdown run vs. Furman ... rushed eight times for 44 yards with a touchdown at Texas A&M ... collected a then-career-high 162 rushing yards and matched his then-career-high with two rushing touchdowns vs. Georgia Southern, collecting team offensive player-of-the-week honors ... named ACC Running Back-of-the-Week after an 11-carry, 122-yard performance at Georgia Tech that included one rushing touchdown and one receiving touchdown ... repeated as ACC Running Back-of-the-Week and added team co-offensive player-of-the-week honors against Syracuse after posting career highs in rushing attempts (27), rushing yards (203) and rushing touchdowns (three) ... the 200-yard rushing performance was only the 16th 200-yard rushing game in Clemson history and the first since Andre Ellington's 228-yard effort against Auburn in the 2012 season opener ... rushed 10 times for 167 yards with rushing touchdowns of 59, 3 and 70 yards at Wake Forest, becoming the first Clemson player to post back-to-back three-touchdown games on the ground since Travis Zachery in 1999 ... pushed his four-game rushing total to 654 yards,

VETERAN BIOS

breaking Woodrow Dantzler's school record for most rushing yards in a four-game span (623 in 2000) ... rushed for three touchdowns among his 15 carries for 39 yards vs. No. 16 NC State, becoming the first player in Clemson history and only the fourth ACC player since 2000 to rush for three touchdowns in three consecutive games ... rushed eight times for 153 yards vs. Louisville with one rushing touchdown ... gained 78 yards on 11 carries at No. 17 Boston College, surpassing the 1,000-yard milestone on the season to mark only the ninth time in school history that a Clemson player rushed for 1,000 yards in a season in as few as 10 games ... rushed nine times for 81 yards with two touchdowns vs. Duke ... broke the school record for rushing touchdowns in a single season held previously by Lester Brown, James Davis and Wayne Gallman (17 each) in the midst of a 28-carry, 150-yard, two-touchdown effort vs. South Carolina ... collected ACC Championship Game MVP honors against Pitt after rushing 12 times for 156 yards with two touchdowns, including a 75-yard touchdown on the game's opening play from scrimmage ... broke Gallman's single-season school record on a 62-yard touchdown run in the midst of a 14-carry, 109-yard performance against No. 3 Notre Dame in the Cotton Bowl ... tied Clemson bowl record with three total touchdowns (two rushing, one receiving) against No. 1 Alabama in the National Championship Game, finishing the contest with 86 yards on 14 carries and five yards on his touchdown reception.

2017: Second-team All-ACC by Phil Steele ... Third-Team All-ACC selection ... All-ACC Academic selection ... had a team-high 766 yards and 13 touchdowns on 107 carries along with five receptions for 57 yards in 244 snaps over 13 games ... had 19 kickoff returns for a team-high 389 yards ... fourth in Clemson history in yards per carry (7.2) and tied for eighth in rushing touchdowns ... tied for 10th in the nation in carries of 50+ yards (4) ... sixth in the ACC in points (touchdowns) per game (6.0) ... had a game-high 81 yards and a touchdown on eight carries against Kent State on Sept. 2 ... had a game-high 98 yards and an 81-yard touchdown on six carries and two kickoff returns for 30 yards at No. 14 Louisville on Sept. 16 ... had a game-high 113 yards and two touchdowns on nine carries and a 26-yard kickoff return against Boston College on Sept. 23; named ACC Rookie-of-the-Week; received the Leather Helmet Award as the game MVP; named team co-offensive player-of-the-game ... had a team-high 67 yards and a touchdown on 15 carries against Wake Forest on Oct. 7 ... had a team-high 68 yards and a touchdown on five carries and two kickoff returns for 53 yards at Syracuse on Oct. 13 ... had 43 yards and a touchdown on seven carries and two kickoff returns for 33 yards against Georgia Tech on Oct. 28 ... had 31 yards on eight carries, a 10-yard reception and two kickoff returns for 47 yards at No. 20 NC State on Nov. 4 ... had a game-high 97 yards and two touchdowns on 14 carries, a 16-yard reception and three kickoff returns for 45 yards against Florida State on Nov. 11; named ACC Rookie-of-the-Week; named team co-offensive player-of-the-game ... had 62 yards and two touchdowns on eight carries against The Citadel on Nov. 18 ... had a team-high 41 yards and a touchdown on nine carries, a 23-yard reception and two kickoff returns for 67 yards at South Carolina on Nov. 25 ... had a team-high 24 yards and a touchdown on six carries, two receptions for eight yards and a 23-yard kickoff return against No. 7 Miami (Fla.) in the ACC Championship Game on Dec. 2 ... had 22 yards on four carries and four kickoff returns for 65 yards against No. 4 Alabama in the Sugar Bowl on Jan. 1.

Before Clemson: Clemson's last commitment in the class of 2017, he committed on Jan. 26 and signed just six days later ... top-125 prospect by ESPN, he ranks No. 114 overall, is the No. 13 running back and No. 4 player in the state of Louisiana ... helped Jennings High School to an 11-2 record in 2016 and third round of

the state playoffs ... had incredible senior year, rushing for 2,459 yards on just 211 attempts, an 11.7 yards per rush figure ... had 35 rushing touchdowns and 39 total touchdowns ... had two receiving and two on kickoff returns ... produced 100-yard games 12 out of 13 contests ... that included six games with at least 200 rushing yards ... had at least one touchdown in every game and multiple touchdowns in 10 games ... had a season-high 18 carries for 283 yards and three scores against Iota High School ... averaged 22 yards per rush and scored five touchdowns against Brusly High School ... averaged 40 yards on six kickoff returns for the year ... had 2,799 all-purpose yards as a senior and 39 touchdowns for 222 total points ... as a junior, had 2,938 rushing yards over just 11 games, 267 per game ... had 42 touchdowns ... added five catches for 134 yards, a 27-yard average ... had 11 kickoff returns for 342 yards as well ... for his career, had 7,518 rushing yards in 42 games, 179 per game ... had 103 rushing touchdowns ... added 18 receptions for 421 yards for his career ... had 22 kickoff returns for 822 yards, a 37-yard average ... had 115 total touchdowns and 8,864 total yards ... played for Rusty Phelps at Jennings High School ... all-state in 2015 and state AAA MVP in 2015 ... his college decision came down to Clemson, Louisiana State, Texas A&M and Tennessee ... first Clemson signee from Louisiana since Nick Watkins in 2003 ... recruited by Tony Elliott.

Personal: Born Jan. 26, 1999 ... majoring in sports communication.

ETIENNE 2017 GAME-BY-GAME STATS

Date	Opponent	Snaps	Car	Yds	Avg	TD	Rec	Yds	TD	KOR
9-2	Kent State	15	8	81	10.1	1	0	0	0	0
9-9	Auburn				DNP					
9-16	at Louisville	7	6	98	16.3	1	0	0	0	2-30
9-23	Boston College	13	9	113	12.6	2	0	0	0	1-26
9-30	at Virginia Tech	11	8	19	2.4	0	0	0	0	0
10-7	Wake Forest	28	15	67	4.5	1	0	0	0	0
10-13	at Syracuse	14	5	68	13.6	1	0	0	0	2-53
10-28	Georgia Tech	19	7	43	6.1	1	0	0	0	2-33
11-4	at NC State	35	8	31	3.9	0	1	10	0	2-47
11-11	Florida State	27	14	97	6.9	2	1	16	0	3-45
11-18	The Citadel	14	8	62	7.8	2	0	0	0	0
11-25	at South Carolina	21	9	41	4.6	1	1	23	0	2-67
12-2	Miami (Fla.)	18	6	24	4.0	1	2	8	0	1-23
1-1	Alabama	22	4	22	5.5	0	0	0	0	4-65
Totals		244	107	766	7.2	13	5	57	0	19-389

ETIENNE 2018 GAME-BY-GAME STATS

Date	Opponent	Snaps	Car	Yds	Avg	TD	Rec	Yds	TD
9-1	Furman	*33	11	63	5.7	1	0	0	0
9-8	at Texas A&M	*32	8	44	5.5	1	3	23	0
9-15	Georgia Southern	*25	16	162	10.1	2	0	0	0
9-22	at Georgia Tech	*27	11	122	11.1	1	1	3	1
9-29	Syracuse	*47	27	203	7.5	3	1	-3	0
10-6	at Wake Forest	*24	10	167	16.7	3	0	0	0
10-20	NC State	*40	15	39	2.6	3	1	24	0
10-27	at Florida State	*24	10	45	4.5	0	0	0	0
11-3	Louisville	*19	8	153	19.1	1	0	0	0
11-10	at Boston College	*33	11	78	7.1	0	3	9	0
11-17	Duke	*36	9	81	9.0	2	0	0	0
11-24	South Carolina	*48	28	150	5.4	2	1	9	0
12-1	Pittsburgh	*21	12	156	13.0	2	0	0	0
12-29	Notre Dame	*43	14	109	7.8	1	1	8	0
1-7	Alabama	*34	14	86	6.1	2	1	5	1
Totals		486	204	1658	8.1	24	12	78	2

ETIENNE CAREER STATS

Year	G-S	Snaps	Car	Yds	Avg	TD	LG	Rec	Yds	TD	KOR
2017	13-0	244	107	766	7.2	13	81	5	57	0	19-389
2018	15-15	486	204	1658	8.1	24	75	12	78	2	0-0
Totals	28-15	730	311	2424	7.8	37	81	17	135	2	19-389



JUSTIN FOSTER

DE • 6-2 • 265 • JR. • 2VL
SHELBY, N.C.
CREST HS

TIGERS

Contributed in a reserve role in 2017 and 2018 and enters 2019 credited with 25 tackles (7.0 for loss), 2.5 sacks and a fumble recovery in 264 snaps over 24 career games.

2018: Credited with 17 tackles (6.0 for loss), 2.0 sacks and a fumble recovery in 180 snaps in 15 games ... made three tackles in season opener vs. Furman ...

recorded both the first sack and first fumble recovery of his career at Texas A&M ... added one tackle vs. Georgia Southern ... recorded a tackle at Wake Forest ... recorded one tackle in 12 snaps vs. NC State ... made five tackles, 2.5 of which went for a loss, at Florida State ... added a tackle vs. Duke ... contributed four tackles (1.5 for loss including a sack) as Clemson held No. 3 Notre Dame to three points in the Cotton Bowl.

2017: Had eight tackles, a tackle for loss and 0.5 sacks in 84 snaps over nine games ... had four tackles and 0.5 tackles for loss in 25 snaps against The Citadel on Nov. 18 ... had 0.5 sacks in 21 snaps against No. 7 Miami (Fla.) in the ACC Championship Game on Dec. 2.

Before Clemson: National top-100 prospect according to ESPN, he played in the US Army All-Star Game in San Antonio, Texas ... rated as No. 73 overall prospect in the nation and No. 1 in the state of North Carolina by ESPN, who also had him as the fifth-best player at his position ... rated No. 152 in the nation by 247 Sports, third-best in North Carolina and No. 11 at his position ... No. 218 overall, No. 9 in the region and No. 15 at his position by Scout ... No. 6 prospect in the state and No. 18 at his position ... from the same area of North Carolina as 2016 All-American defensive tackle Carlos Watkins ... played for North Carolina in the Shrine Bowl in December 2016 ... started on Crest's AAA state championship teams of 2014 and 2015, the Chargers reached the playoffs again in 2016 ... played for coach Will Clark ... team finished 9-4 as a senior when Foster had a career-high 83 tackles, 14 for loss and six sacks ... as a junior, had 67 tackles, including 12 for loss in helping Crest to a perfect season ... had 10 tackles in the state championship game as a junior ... started as a sophomore and had 57 tackles, including seven for loss ... had 207 tackles and 33 tackles for loss his last three years of high school ... committed to Clemson on October 10 at halftime of his game ... also considered Notre Dame and Tennessee ... averaged 12 points per game and shot 64 percent from the field as a freshman ... averaged 10 points per game on a 23-5 team as a sophomore ... wore #35 in football and #44 in basketball ... recruited by Dan Brooks.

Personal: Born Nov. 6, 1998 ... majoring in construction science & management.

FOSTER 2018 GAME-BY-GAME STATS

Date	Opponent	Snaps	Hit	Asst	Tot	TFL	Sacks	QP
9-1	Furman	21	2	1	3	1-28		
9-8	at Texas A&M	15	1	0	1	1-4	1-4	
9-15	Georgia Southern	13	0	1	1			
9-22	at Georgia Tech	11	0	0	0			
9-29	Syracuse	0	0	0	0			
10-6	at Wake Forest	17	1	0	1			
10-20	NC State	12	0	1	1			
10-27	at Florida State	20	3	2	5	2.5-5		
11-3	Louisville	19	0	0	0			1
11-10	at Boston College	6	0	0	0			
11-17	Duke	9	1	0	1			
11-24	South Carolina	10	0	0	0			
12-1	Pittsburgh	5	0	0	0			
12-29	Notre Dame	10	2	2	4	1.5-4	1-2	
1-7	Alabama	12	0	0	0			
Totals		180	10	7	17	6-41	2-6	2

Note: Had a recovered fumble at Texas A&M.

FOSTER CAREER STATS

Year	G-S	Snaps	Hit	Asst	Tot	TFL	Sacks	Int	QP	PBU	CF-RF
2017	9-0	84	5	3	8	1-6	0.5-4	0-0	0	0	0-0
2018	15-0	180	10	7	17	6-41	2-6	0-0	2	0	0-1
Totals	24-0	264	15	10	25	7-47	2.5-10	0-0	2	0	0-1



BRADEN GALLOWAY

TE • 6-4 • 235 • SO. • 1VL
ANDERSON, S.C.
SENECA HS

TIGERS

Enters 2019 after a first-year freshman year in which he gained 52 yards on five catches with a touchdown in 12 games ... had four receptions for 33 yards and a touchdown in the Spring Game.

VETERAN BIOS

2018: Had five receptions for 52 yards and a touchdown in 87 snaps over 12 games ... caught a touchdown pass and gained 34 yards on three receptions in his debut vs. Furman ... had a 20-yard reception vs. Georgia Southern.

Before Clemson: Played tight end and quarterback at Seneca High School ... had 50 receptions for 834 yards and nine touchdowns as a senior; suffered a foot injury that forced him to miss six weeks ... No. 13 player in South Carolina by Rivals and No. 15 by 247Sports ... No. 1 tight end in South Carolina by Scout ... did not play football until his junior year ... region player-of-the-year in basketball as a junior, when he averaged 20.1 points and 8.1 rebounds ... averaged 15.9 points per game as a sophomore ... from the same school as former Clemson All-American and Steeler great Bennie Cunningham ... coached by Hal Capps at Seneca High School ... recruited by Danny Pearman and Brent Venables ... enrolled in January 2018.

Personal: Born April 2, 2000 ... majoring in sports communication.

GALLOWAY CAREER STATS							
Year	G-S	Snap	Rec	Yds	Avg	TD	LG
2018	12-0	87	5	52	10.4	1	20



MARIO GOODRICH

CB • 6-0 • 190 • SO. • 1VL
KANSAS CITY, MO.
LEE'S SUMMIT WEST HS

TIGERS

Enters 2019 following a first-year freshman season in which he was credited with seven tackles and three pass breakups in 113 snaps over 14 games.

2018: Credited with seven tackles and three pass breakups in 113 snaps over 14 games ... played 14 snaps in his collegiate debut vs. Furman ... notched the first pass breakup of his collegiate career on a fourth down at Wake Forest ... contributed a tackle and a pass breakup at Florida State ... recorded two tackles and a pass breakup vs. Louisville ... added a tackle vs. Duke ... made a stop on special teams vs. South Carolina ... posted a tackle vs. No. 3 Notre Dame in the Cotton Bowl ... recorded a tackle vs. No. 1 Alabama in the National Championship Game.

Before Clemson: Played defensive back and wide receiver at Lee's Summit West High School ... No. 99 player in the nation by Rivals, No. 114 player by 247Sports, No. 133 player by PrepStars and No. 148 player by ESPN ... No. 6 cornerback in the nation by 247Sports, No. 13 cornerback by Rivals, No. 18 cornerback by PrepStars and No. 19 cornerback by ESPN ... No. 3 player in Missouri by Rivals, No. 4 player by 247Sports and No. 4 player by ESPN ... had 140 tackles, 13 tackles for loss, 11 interceptions and five for touchdowns and 24 pass breakups in his career ... had 38 receptions for 641 yards and nine touchdowns in his career ... had 22 touchdowns in his career ... had 26 kickoff returns for 721 yards and 28 punt returns for 487 yards in his career ... scored a touchdown five different ways during his high school career ... had 49 tackles and 15 pass breakups during his senior season ... played in the Offense/Defense All-American game ... four-year letterman in basketball ... first Tiger signee on record from Missouri ... coached by Vincent Careswell at Lee's Summit West High School ... recruited by Mike Reed.

Personal: Born Jan. 12, 2000 ... majoring in sports communication.

GOODRICH CAREER STATS											
Year	G-S	Snap	Hit	Ast	Tot	TFL	Sacks	Int	QB	PBU	CF-RF
2018	14-0	113	4	3	7	0-0	0-0	0-0	0	3	0-0



CARTER GROOMES

WR • 5-8 • 180 • JR. • 1VL
CENTRAL, S.C.
DANIEL HS

TIGERS

Enters 2019 having previously appeared in eight career games since joining the program in 2016.

2018: Played 30 snaps over five games.

2017: Had a reception for seven yards in 14 snaps over three games ... had a seven-yard reception against Kent State on Sept. 2.

2016: Did not appear in a game.

Before Clemson: Lettered at Daniel High School.

Personal: Born Jan. 28, 1998 ... older brother, Christian, was a walk-on placekicker at Clemson ... majoring in health science.

GROOMES CAREER STATS

Year	G-S	Snap	Rec	Yds	Avg	TD	LG
2017	3-0	14	1	7	7.0	0	7
2018	5-0	30	0	0	—	0	—
Totals	8-0	44	1	7	7.0	0	7



K.J. HENRY

DE • 6-4 • 240 • FR. • 1VL
WINSTON-SALEM, N.C.
WEST FORSYTH HS

TIGERS

Enters 2019 having previously registered nine tackles (2.0 for loss) and a fumble recovery in four games during his redshirt season in 2018.

2018: Played 39 snaps in four games while redshirting and was credited with nine tackles (2.0 for loss) and a fumble recovery in that time ... made debut with one tackle and a fumble recovery in 13 snaps vs. Furman ... registered a career-high five tackles, including two for loss, playing near his hometown at Wake Forest.

Before Clemson: No. 6 player in the nation by ESPN, No. 14 by 247Sports, No. 26 by Rivals and No. 27 by PrepStars ... No. 3 defensive end in the nation by 247Sports, ESPN and Rivals ... No. 2 player in North Carolina by Rivals ... second-team All-American by USA Today ... played in Under Armour All-American Game ... scored 1,156 points in 115 career basketball games ... averaged 16 points and seven rebounds per game as a junior ... coached by Adrian Snow at West Forsyth High School ... recruited by Todd Bates and Mike Reed ... enrolled at Clemson in January 2018.

Personal: Born Jan. 27, 1999 ... majoring in sports communication.

HENRY CAREER STATS

Year	G-S	Snap	Hit	Ast	Tot	TFL	Sacks	Int	QB	PBU	CF-RF
2018	4-0	39	6	3	9	2-6	0-0	0-0	0	0	0-1



TEE HIGGINS

WR • 6-4 • 205 • JR. • 2VL
OAK RIDGE, TENN.
OAK RIDGE HS

TIGERS

Talented, tall and rangy wide receiver who produced one of Clemson's most impressive sophomore campaigns in the 2018 season during his first full year as a starter ... enters the 2019 season with 76 career receptions for 1,281 yards and 14 touchdowns ... preseason second-team All-American by Athlon, College Football News and Phil Steele.

2018: Second-team All-ACC ... second-team AP All-ACC ... earned first-team all-conference honors from ESPN and Pro Football Focus ... led team in receptions (59) and receiving touchdowns (12), gaining 936 yards in 550 snaps in 15 games (all starts) ... caught three passes for 35 yards against Furman ... collected ACC Receiver-of-the-Week honors after catching three passes for 123 yards including a 64-yard touchdown against Texas A&M ... scored a 30-yard touchdown on his lone reception against Georgia Tech ... gained 53 yards on four receptions against Syracuse, including a critical catch on a pass from Chase Brice on fourth-and-6 on the team's game-winning 94-yard drive ... caught five passes for 55 yards including a 20-yard scoring grab at Wake Forest ... earned team co-offensive player-of-the-week honors vs. No. 16 NC State after catching a career-high eight passes for 119 yards including a 46-yard touchdown grab ... recorded two touchdowns in the second quarter at Florida State amid a six-reception, 62-yard performance ... against Louisville, had three catches for 26 yards and became the first Tiger to record a touchdown reception in four straight games since Mike Williams in 2016 ... gained 63 yards on four receptions at No. 17 Boston College ... caught four passes for 47 yards vs. Duke ... named ACC Receiver-of-the-Week for his six-catch, 142-yard performance with a touchdown vs. South Carolina ... caught two touchdown passes among his three receptions for 36 yards in ACC Championship Game against Pitt ... gained 53 yards on four receptions including an acrobatic, juggling, one-handed touchdown grab against No. 3 Notre Dame in the Cotton Bowl ... caught three passes for 81 yards and a touchdown in National Championship Game vs. No. 1 Alabama.

2017: Had 17 receptions for 345 yards and two touchdowns in 179 snaps over 13 games ... averaged 20.3 yards per reception ... had three receptions for 39 yards and a three-yard kickoff return against Wake Forest on Oct. 7 ... had a game-high six receptions for a game-high 178 yards and two touchdowns against The Citadel on Nov. 18; named team offensive player-of-the-game ... had three receptions for a game-high 84 yards at South Carolina on Nov. 25.

Before Clemson: Highest rated signee in Clemson's 2017 class according to ESPN, Scout and 247 Sports ... rated the No. 15 prospect in the nation by Rivals, No. 1 in Tennessee and No. 2 wide receiver in the nation ... rated No. 18 overall, including second among receivers and second in Tennessee according to ESPN ... rated the No. 19 prospect in the nation, No. 2 receiver and No. 3 in Tennessee by 247 Sports ... second-team USA Today All-American ... played in the Under Armour All-American game in Orlando, Fla ... Mr. Football in Tennessee at the AAAAA level in 2015 and 2016 ... as a senior, had 68 receptions for 1,044 yards and 18 touchdowns ... added three scores on punt returns and one on an interception return ... that was an 89-yard return for a score ... helped his Oak Ridge High School team to a 9-3 record as a senior ... as a junior, had 46 receptions for 841 yards and 16 touchdowns ... helped team to an 11-3 record as a junior ... named AAAAA Back-of-the-Year by the Tennessee Titans ... as a sophomore, helped team to undefeated season with 23 receptions for 387 yards and six scores ... started as a freshman, the first freshman to start at his high school since 2002 ... played for Joe Gaddis ... outstanding basketball player as well, he was a finalist for Mr. Basketball in Tennessee as a junior ... averaged 15 points and 6.6 rebounds per game as a junior ... had basketball scholarship offers from Auburn, Louisville and Tennessee ... committed to Clemson on July 4, 2016 ... wore #5 in football and basketball in high school ... chose Clemson over Tennessee, Ohio State, Florida State and Alabama ... recruited by Jeff Scott and Dan Brooks.

Personal: Born Jan. 18, 1999 ... majoring in sports communication.

VETERAN BIOS

HIGGINS 2017 GAME-BY-GAME STATS

Date	Opponent	Snaps	Rec	Yds	Avg	TD	LG
9-2	Kent State	25	2	18	9.0	0	12
9-9	Auburn	4	0	0	---	0	---
9-16	at Louisville	18	1	8	8.0	0	8
9-23	Boston College	15	0	0	---	0	---
9-30	at Virginia Tech	10	0	0	---	0	---
10-7	Wake Forest	18	3	39	13.0	0	20
10-13	at Syracuse	DNP					
10-28	Georgia Tech	15	1	10	10.0	0	10
11-4	at NC State	10	0	0	---	0	---
11-11	Florida State	8	1	8	8.0	0	8
11-18	The Citadel	15	6	178	29.7	2	78
11-25	at South Carolina	17	3	84	28.0	0	40
12-2	Miami (Fla.)	20	0	0	---	0	---
1-1	Alabama	4	0	0	---	0	---
Totals		179	17	345	20.3	2	78

Note: Had a three-yard kickoff return against Wake Forest.

HIGGINS 2018 GAME-BY-GAME STATS

Date	Opponent	Snaps	Rec	Yds	Avg	TD	LG
9-1	Furman	*30	3	35	11.7	0	19
9-8	at Texas A&M	*51	3	123	41.0	1	64
9-15	Georgia Southern	*34	2	11	5.5	0	6
9-22	at Georgia Tech	*32	1	30	30.0	1	30
9-29	Syracuse	*62	4	53	13.3	0	20
10-6	at Wake Forest	*26	5	55	11.0	1	20
10-20	NC State	*36	8	119	14.9	1	46
10-27	at Florida State	*34	6	62	10.3	2	21
11-3	Louisville	*14	3	26	8.7	1	11
11-10	at Boston College	*49	4	63	15.8	0	35
11-17	Duke	*34	4	47	11.8	0	14
11-24	South Carolina	*53	6	142	23.7	1	34
12-1	Pittsburgh	*28	3	36	12.0	2	21
12-29	Notre Dame	*38	4	53	13.3	1	24
1-7	Alabama	*29	3	81	27.0	1	62
Totals		550	59	936	15.9	12	64

HIGGINS CAREER STATS

Year	G-S	Snaps	Rec	Yds	Avg	TD	LG
2017	13-0	179	17	345	20.3	2	78
2018	15-15	550	59	936	15.9	12	64
Totals	28-15	729	76	1281	16.9	14	78



LONDON HOLDEN

LB • 6-1 • 240 • *JR. • SQ
INMAN, S.C.
CHAPMAN HS


Original walk-on who was in his first season at Clemson in 2017.

2018: Did not appear in game action.

2017: Did not appear in game action.

Before Clemson: Lettered at Chapman High School.

Personal: Majoring in agricultural mechanization & business ... born April 27, 1998.



JOSH JACKSON

WR • 6-0 • 185 • *JR. • SQ
GREENVILLE, S.C.
CHRIST CHURCH EPISCOPAL SCHOOL

Enters 2019 having played five career games.

2018: Played eight combined snaps against Furman, NC State, Louisville and Duke.


2017: Played one game, which came against The Citadel on Nov. 18.

Before Clemson: Lettered at Christ Church Episcopal School.

Personal: Born Nov. 11, 1997 ... majoring in elementary education.

JACKSON CAREER STATS

Year	G-S	Snaps	Rec	Yds	Avg	TD	LG	Car	Yds	TD	LG
2017	1-0	0	0	0	---	0	---	0	0	0	0
2018	4-0	8	0	0	---	0	---	0	0	0	---
Totals	5-0	8	0	0	---	0	---	0	0	0	---



DARNELL JEFFERIES

DT • 6-2 • 265 • *FR. • RS
COVINGTON, GA.
NEWTON HS

Appeared in one game in his redshirt season in 2018.

2018: Made Clemson debut vs. Louisville, playing two snaps in his lone appearance of his redshirt season.

Before Clemson: Had 65 tackles, 19 tackles for loss and seven sacks in 11 games as a senior ... had seven catches for 70 yards and a touchdown as a tight end as a senior ... region defensive player-of-the-year as a senior ... No. 22 defensive tackle in Georgia by ESPN ... had 76 tackles, five tackles for loss, two sacks and 42 quarterback pressures as a junior ... played basketball and ran track as a junior ... coached by Terrance Banks at Newton High School ... recruited by Todd Bates and Tony Elliott ... enrolled at Clemson in January 2018.

Personal: Born July 10, 1999 ... majoring in parks, recreation and tourism management.

JEFFERIES CAREER STATS

Year	G-S	Snaps	Hit	Ast	Tot	TFL	Sacks	Int	QP	PBU	CF-RF
2018	1-0	2	0	0	0	0-0	0-0	0-0	0	0	0-0



DENZEL JOHNSON

S • 6-0 • 205 • *SR. • 3VL
COLUMBIA, S.C.
A.C. FLORA HS

Enters 2019 with 56 career tackles (3.0 for loss), four pass breakups and a fumble recovery in 485 snaps over 40 games.

2018: Credited with 40 tackles (2.0 for loss) and three pass breakups in 378 snaps over 15 games ... recorded four tackles and a pass breakup at Texas A&M ... contributed three tackles and a pass breakup at Wake Forest ... made three tackles and collected team co-special teams player-of-the-game honors vs. No. 16 NC State ... contributed three tackles at Florida State ... notched a career-high seven tackles vs. Louisville ... added three tackles at No. 17 Boston College ... posted four tackles vs. Duke ... contributed five tackles and a pass breakup vs. South Carolina ... registered three tackles against Pitt ... added a tackle vs. No. 3 Notre Dame in the Cotton Bowl.

2017: Had seven tackles, a tackle for loss and pass breakup in 53 snaps over 12 games ... had a tackle and pass breakup in seven snaps at No. 14 Louisville on Sept. 16 ... had three tackles and a tackle for loss in 30 snaps against The Citadel on Nov. 18.

2016: Produced nine tackles, including five on special teams, in 54 snaps over 13 games ... appeared in first career game on special teams at Auburn and contributed a tackle ... scored a touchdown by recovering a muffed kickoff return in the rout of SC State ... had five tackles, including one on special teams, in 20 snaps against South Carolina ... posted two special teams tackles in ACC Championship win over Virginia Tech, earning player-of-the-game honors in that phase by the Tiger coaches.

2015: Redshirted.

Before Clemson: No. 14 player in South Carolina by ESPN ... No. 2 safety in South Carolina by Scout.com ... named an MVP of the North team in the North-South All-Star game ... led his 12-2 team to the fourth round of the AAA playoffs as a senior ... AAA state player-of-the-year by High School Sports Report as a senior ... Midlands Player-of-the-Year by The State as a senior ... had 69 receptions for 910 yards and 12 touchdowns

as a senior ... had two kickoff returns for touchdowns and a punt return for a touchdown as a senior ... had 60 tackles, two interceptions and eight pass breakups as a senior ... two of his assistant coaches were former Tigers (Airese Currie, Todd McClinton) ... coached by Reggie Shaw ... recruited by Mike Reed.

Personal: Majoring in sports communication ... born April 19, 1997.

JOHNSON 2018 GAME-BY-GAME STATS

Date	Opponent	Snaps	Hit	Ast	Tot	TFL	Int	PBU
9-1	Furman	26	0	0	0			
9-8	at Texas A&M	32	2	2	4			1
9-15	Georgia Southern	16	2	0	2			
9-22	at Georgia Tech	22	1	1	2			
9-29	Syracuse	0	0	0	0			
10-6	at Wake Forest	44	2	1	3			1
10-20	NC State	22	2	1	3	1-5		
10-27	at Florida State	39	2	1	3			
11-3	Louisville	38	4	3	7			
11-10	at Boston College	14	3	0	3			
11-17	Duke	26	2	2	4	1-2		
11-24	South Carolina	47	4	1	5			1
12-1	Pittsburgh	21	3	0	3			
12-29	Notre Dame	17	1	0	1			
1-7	Alabama	14	0	0	0			
Totals		378	28	12	40	2-7	0-0	3

JOHNSON CAREER STATS

Year	G-S	Snaps	Hit	Ast	Tot	TFL	Sacks	Int	QP	PBU	CF-RF
2016	13-0	54	6	3	9	0-0	0-0	0-0	0	0	0-1
2017	12-0	53	7	0	7	1-2	0-0	0-0	0	0	1-0
2018	15-0	378	28	12	40	2-7	0-0	0-0	0	3	0-0
Totals	40-0	485	41	15	56	3-9	0-0	0-0	0	4	0-1



MIKE JONES JR.

LB • 6-0 • 225 • *FR. • RS
NASHVILLE, TENN.
IMG (FLA.) ACADEMY

Enters his redshirt freshman campaign having recorded three tackles in 15 snaps during his redshirt season in 2018.

2018: Credited with three tackles in 15 snaps in three games while redshirting ... posted three tackles in 13 snaps in his collegiate debut vs. NC State ... also saw action vs. Louisville and Duke.

Before Clemson: No. 208 player in the nation by ESPN and No. 210 player by 247Sports ... No. 10 outside linebacker in the nation by ESPN and No. 15 outside linebacker by 247Sports ... played in Under Armour All-American Game ... played two years at IMG (Fla.) Academy, helping it to a No. 2 final national ranking and 9-0 record as a senior, and a No. 4 national ranking and an 11-0 record as a junior ... had 22 tackles, five tackles for loss, five pass breakups and a recovered fumble as a junior ... had 11 passing touchdowns and 10 rushing touchdowns along with 60 tackles and 13 sacks as a freshman ... teammate of Xavier Thomas ... coached by Kevin Wright at IMG Academy ... recruited by Tony Elliott and Brent Venables ... enrolled at Clemson in January 2018.

Personal: Born Dec. 19, 1998 ... majoring in communication.

M. JONES CAREER STATS

Year	G-S	Snaps	Hit	Ast	Tot	TFL	Sacks	Int	QP	PBU	CF-RF
2018	3-0	15	1	2	3	0-0	0-0	0-0	0	0	0-0



XAVIER KELLY

DL • 6-4 • 295 • *JR. • 2VL
WICHITA, KAN.
EAST HS

Transitioned from defensive end to defensive tackle prior to the 2018 season and enters 2019 credited with 17 tackles (2.0 for loss), 2.0 sacks and a forced fumble in 169 snaps over 18 career games.

VETERAN BIOS

2018: Credited with nine tackles (1.0 for loss) with 1.0 sack and a forced fumble in 93 snaps in 10 games ... made two tackles in wins against Furman and Georgia Southern ... also added a tackle at Georgia Tech and at Wake Forest ... recorded his first career sack at Florida State ... posted a tackle vs. Duke.

2017: Had eight tackles, a tackle for loss and sack in 76 snaps over eight games ... had a sack in nine snaps against Wake Forest on Oct. 7 ... had five tackles in 22 snaps against The Citadel on Nov. 18.

2016: Redshirted.

Before Clemson: Rated as a consensus top 150 prospect in the nation ... rated the No. 84 overall prospect by 247 Sports ... No. 1 prospect in Kansas and eighth best defensive end in the nation by 247 Sports ... listed as No. 113 prospect overall by Scout and No. 154 by both ESPN and Prep Star ... No. 141 overall and second-best player in Kansas by Rivals ... No. 1 prospect in Kansas by ESPN ... played in the U.S. Army All-American game ... had 72 tackles as a senior, 39 first hits and 33 assists in just nine games ... had 12 tackles for loss, including 8.5 sacks ... also an outstanding basketball player, a three-year starter and double figure scorer all three years ... started at center on the East High School AAAAAA State Championship team of 2015 ... honorable mention all-state as a basketball player ... played his high school football for Bill Coffman ... selected Clemson over offers from Georgia, Oklahoma, Kansas State and Alabama ... first Clemson signee from the state of Kansas since Jason Gamble in 1996 ... recruited by Brent Venables and Marion Hobby.

Personal: Born Oct. 2, 1997 ... majoring in sports communication.

KELLY CAREER STATS													
Year	G-S	Snaps	Hit	Ass	Tot	TFL	Sacks	Int	QB	PBU	CF	RF	FB
2017	8-0	76	7	1	8	1-2	1-2	0-0	0	0	0	0-0	0-0
2018	10-0	93	6	3	9	1-12	1-12	0-0	0	0	0	1-0	0-0
Totals	18-0	169	13	4	17	2-14	2-14	0-0	0	0	0	1-0	0-0



DERION KENDRICK

CB/WR • 6-0 • 180 • SO. • 1VL
ROCK HILL, S.C.
SOUTH POINTE HS

TIGERS

Played 283 offensive snaps in 15 games as a freshman in 2018, catching 15 passes for 210 yards and returning 13 kickoffs an average of 23.0 yards.

2018: Recorded 15 receptions for 210 yards and rushed five times for 41 yards in 283 snaps over 15 games ... also entered bowl season averaging 23.0 yards on 13 kickoff returns ... caught a 38-yard pass in his collegiate debut vs. Furman ... had one catch for six yards against both Georgia Southern and Georgia Tech ... caught two passes for 24 yards and jumpstarted the Tigers with a 40-yard return on the game's opening kickoff vs. No. 16 NC State ... contributed a 28-yard kickoff return and a 13-yard reception at Florida State ... rushed twice for 36 yards and caught a six-yard pass vs. Louisville ... gained 32 yards on his one reception at No. 17 Boston College ... caught two passes for 37 yards vs. Duke ... posted season highs with four receptions and 51 yards vs. South Carolina ... added one catch against Pitt ... played on offense and special teams in the Cotton Bowl vs. No. 3 Notre Dame and the National Championship Game against No. 1 Alabama.

Before Clemson: No. 26 player in the nation by 247Sports, No. 30 player by Rivals and No. 62 player by ESPN ... No. 4 wide receiver in the nation by 247Sports and No. 6 wide receiver by ESPN and Rivals ... No. 1 player in South Carolina by 247Sports, ESPN and Rivals ... Gatorade player-of-the-year in South Carolina ... his team won the state title each of

his four years ... played wide receiver as a sophomore and quarterback as a junior and senior ... was 184-255 passing for 2,683 yards and 30 touchdowns against six interceptions as a senior ... had 1,194 yards and 20 touchdowns on 119 carries as a senior ... was 182-288 passing for 2,625 yards and 29 touchdowns against six interceptions as a junior ... had 488 yards and five touchdowns on 110 carries as a junior ... played in the Shrine Bowl as a wide receiver ... U.S. Army All-American Game participant ... U.S. Army Player-of-the-Year Award finalist ... teammate of fellow Tiger signee B.T. Potter ... coached by Strait Herron at South Pointe High School ... recruited by Jeff Scott ... enrolled at Clemson in January 2018.

Personal: Born Aug. 24, 2000 ... majoring in parks, recreation and tourism management.

KENDRICK 2018 GAME-BY-GAME STATS													
Date	Opponent	Snaps	Rec	Yds	Avg	TD	LG	Rush	Yds	TD	KOR	QB	FB
9-1	Furman	16	1	38	38.0	0	38	0-0	0	0	0-0	0	0
9-8	at Texas A&M	2	0	0	---	0	---	0-0	0	0	0-0	0	0
9-15	Georgia Southern	17	1	6	6.0	0	6	0-0	0	0	0-0	0	0
9-22	at Georgia Tech	16	1	6	6.0	0	6	0-0	0	0	0-0	0	0
9-29	Syracuse	11	0	0	---	0	---	1-14	0	0	0-0	0	0
10-6	at Wake Forest	22	0	0	---	0	---	0-0	0	0	0-0	0	0
10-20	NC State	23	2	24	12.0	0	16	0-0	1-40	0	0-0	0	0
10-27	at Florida State	28	1	13	13.0	0	13	2-(-3)	1-28	0	0-0	0	0
11-3	Louisville	19	1	6	6.0	0	6	2-36	2-52	0	0-0	0	0
11-10	at Boston College	24	1	32	32.0	0	32	0-0	2-38	0	0-0	0	0
11-17	Duke	20	2	37	18.5	0	33	1-3	3-62	0	0-0	0	0
11-24	South Carolina	20	4	51	12.8	0	19	0-0	2-52	0	0-0	0	0
12-1	Pittsburgh	18	1	-3	-3.0	0	-3	0-0	0-0	0	0-0	0	0
12-29	Notre Dame	27	0	0	---	0	---	0-0	1-13	0	0-0	0	0
1-7	Alabama	20	0	0	---	0	---	0-0	0-0	0	0-0	0	0
Totals		283	15	210	14.0	0	38	5-36	13-299				

Note: Had a pass attempt against Louisville.

KENDRICK CAREER STATS													
Year	G-S	Snaps	Rec	Yds	Avg	TD	LG	Car	Yds	TD	KOR	QB	FB
2018	15-0	283	15	210	14.0	0	38	5	36	0	13-299	0	0



TREVOR LAWRENCE

QB • 6-6 • 215 • SO. • 1VL
CARTERSVILLE, GA.
CARTERSVILLE HS

TIGERS

Started the final 11 games in 2018 as a first-year freshman in helping Clemson become the first major college football team in the modern era to go 15-0 ... helped the squad win each of its last 10 games by 20 points or more ... became the first first-year freshman quarterback to lead his team to a national title since 1985 (Jamele Holiway) ... consensus freshman All-American who earned a bevy of nation-wide and conference-wide honors for both his athletic and academic success ... has completed 259-397 passes for 3,280 yards with 30 touchdowns and four interceptions as well as 60 carries for 177 yards and a touchdown in 768 snaps in 15 games (11 starts) in his career ... preseason first-team All-American by Lindy's, Mel Kiper, Sporting News, Phil Steele and Street & Smith ... preseason second-team All-American by Athlon.

2018: Maxwell Award finalist ... Davey O'Brien Award semifinalist ... freshman All-America selection by the FWAA, ESPN, USA Today, The Athletic and 247Sports ... Touchdown Club of Columbus Archie Griffin Award recipient (Most Valuable Player) and Freshman-of-the-Year ... Shaun Alexander Freshman-of-the-Year ... ACC Rookie-of-the-Year ... ACC Offensive Rookie-of-the-Year ... second-team All-ACC ... AP ACC Newcomer-of-the-Year ... All-ACC Academic selection ... completed 259-397 passes for 3,280 yards with 30 touchdowns and four interceptions in 768 snaps in 15 games (11 starts), while also contributing 60 carries for 177 yards and a touchdown on the ground ... set school freshman records in passing yards, passing touchdowns and wins as a starting quarterback ... finished the season having thrown 169 consecutive pass attempts without an interception, breaking Cullen

Harper's single-season school record of 143 in 2007 ... completed 9-14 passes for 137 yards and three touchdowns in collegiate debut vs. Furman ... went 5-9 passing for 93 yards including a 64-yard touchdown at Texas A&M ... completed 12-19 passes for 194 yards with a touchdown vs. Georgia Southern ... passed for 176 yards on 13-18 passing with four touchdowns in earning ACC Rookie-of-the-Week and team offensive player-of-the-week honors at Georgia Tech ... against the Yellow Jackets, became the first Clemson freshman to throw four touchdown passes since Watson on Sept. 27, 2014 (six vs. North Carolina) ... made first career start vs. Syracuse but exited early with an injury after completing 10-15 passes for 93 yards ... playing on his 19th birthday, completed 20-25 passes for 175 yards with two touchdown passes and no interceptions at Wake Forest ... threw for a then-career-high 308 yards on 26-39 passing with one touchdown vs. No. 16 NC State ... earned team offensive player-of-the-week and ACC Rookie-of-the-Week honors for the performance against the Wolfpack, as his 308 passing yards were the most by a Clemson passer since Kelly Bryant's 316-yard day at Louisville in 2016 ... completed 20-37 passes for a then-career-high 314 yards and tied his career high with four passing touchdowns at Florida State, earning ACC Co-Rookie-of-the-Week and breaking Deshaun Watson's single-season school records for passing touchdowns and passing yards by a first-year freshman ... completed 8-12 passes for 59 yards with two touchdowns vs. Louisville and helped direct an offense that broke a 115-year-old school record with 11.6 yards per play ... posted then-career highs in completions (29) and pass attempts (40) for 295 yards with one touchdown and one interception at No. 17 Boston College, team co-offensive player of week honors from the team, ACC Rookie-of-the-Week honors from the conference, and the Leather Helmet Award as the game's most valuable player from the Boston College Gridiron Club ... against Boston College, broke Deshaun Watson's school record for total offense by a first-year freshman (1,666 in 2014) and also recorded his first career rushing touchdown on a six-yard scoring rush in the third quarter ... completed 21-38 passes for 251 yards with two touchdowns vs. Duke, breaking Kyle Parker's school record for passing touchdowns by a freshman (redshirt or otherwise) with his 21st passing touchdown of the season ... earned school-record fifth ACC Rookie-of-the-Week honor vs. South Carolina, completing 27-36 passes for a career-high 393 yards with one touchdown ... his 393 yards against the Gamecocks were the most by a Tiger in the rivalry's 116-game history ... completed 12-24 passes for 118 yards with two touchdowns against Pitt, breaking Kyle Parker's record (2,526 in 2009) for passing yards by a freshman (first-year or redshirt) during the contest ... named Cotton Bowl Most Outstanding Offensive Player after completing 27-39 passes for 327 yards with three touchdowns vs. Notre Dame ... also earned Offensive MVP honors in the National Championship Game against No. 1 Alabama after completing 20-32 passes for 347 yards, three touchdowns and no interceptions, becoming the first freshman starting quarterback to lead his team to a national title since Oklahoma's Jamele Holiway in 1985 ... selected to Rivals' All-Bowl Team for his performance in the College Football Playoff after becoming the first quarterback in 40 years to beat two top-five opponents by 25 or more points in a season according to ESPN.

Before Clemson: No. 1 player in the nation by 247Sports and Rivals and No. 2 player by ESPN ... No. 1 quarterback in the nation by 247Sports and Rivals ... No. 1 player in Georgia by 247Sports and Rivals and No. 2 player by ESPN ... USA Today National Offensive Player-of-the-Year ... U.S. Army All-American Game participant ... U.S. Army Player-of-the-Year ... Gatorade player-of-the-year in Georgia as a junior and senior ... four-year starter at Cartersville High School;

VETERAN BIOS

began starting in the third game of his freshman year and was 52-2 as starter in his career, including a 41-game winning streak and 14-2 record in the playoffs ... led his team to four region titles and two state titles ... had 13,908 passing yards and 161 touchdowns against 21 interceptions in his career ... set state records for passing yards and passing touchdowns that were previously held by former Tiger Deshaun Watson (2014-16) ... was 177-256 passing for 3,396 yards and 41 touchdowns against one interception in 12 games as a senior ... had 200 yards and two touchdowns on 30 carries as a senior ... was 250-406 passing for 3,904 yards and 51 touchdowns against nine interceptions as a junior in leading his team to a 15-0 record and the state title ... was 233-364 passing for 3,655 yards and 43 touchdowns against four interceptions as a sophomore in leading his team to a 15-0 record and the state title ... was 187-310 passing for 3,053 yards and 26 touchdowns against seven interceptions as a freshman ... competed in the Elite 11 finals ... named an Elite 11 Quarterback ... first-team all-state as a sophomore, junior and senior ... coached by Joey King at Cartersville High School ... former Tiger punter Kyle Tucker was an assistant coach at Cartersville High School ... recruited by Brandon Streeter ... enrolled at Clemson in January 2018.

Personal: Born Oct. 6, 1999 ... pre-business major.

LAWRENCE 2018 GAME-BY-GAME STATS

Date	Opponent	Snaps	C-A-I	Yds	TD	Car	Yds	TD	PL	Tot
9-1	Furman	28	9-14-0	137	3	3	1	0	17	138
9-8	at Texas A&M	16	5-9-0	93	1	2	-1	0	11	92
9-15	Georgia Southern	41	12-19-1	194	1	2	13	0	21	207
9-22	at Georgia Tech	35	13-18-1	176	4	2	11	0	20	187
9-29	Syracuse	*35	10-15-0	93	0	4	-9	0	19	84
10-6	at Wake Forest	*54	20-25-0	175	2	6	5	0	31	180
10-20	NC State	*65	26-39-0	308	1	5	12	0	44	320
10-27	at Florida State	*56	20-37-0	314	4	1	6	0	38	320
11-3	Louisville	*32	8-12-1	59	2	3	11	0	15	70
11-10	at Boston College	*73	29-40-1	295	1	9	9	1	49	304
11-17	Duke	*61	21-38-0	251	2	3	26	0	41	277
11-24	South Carolina	*93	27-36-0	393	1	4	42	0	40	435
12-1	Pittsburgh	*51	12-24-0	118	2	3	18	0	27	136
12-29	Notre Dame	*67	27-39-0	327	3	7	6	0	46	333
1-7	Alabama	*61	20-32-0	347	3	6	27	0	38	374
Totals		768	259-397-4	3280	30	60	177	1	457	3457

Note: Had one reception for -12 yards at Boston College.

LAWRENCE CAREER STATS

Year	G-S	Snaps	C-A-I	Yds	TD	LG	Pct	Y/A	Y/C	Y/G	Eff
2018	15-11	768	259-397-4	3280	30	74	65.2	8.3	12.7	218.7	157.6

Rushing & Total Offense

Year	Car	Yds	Y/C	Y/G	TD	LG	PL	Tot	TDR	Y/G
2018	60	177	3.0	11.8	1	32	457	3457	31	230.5



TY LUCAS


RB • 5-7 • 205 • *FR. • RS
COLUMBUS, GA.
CHATTAHOOCHEE COUNTY HS

Reserve running back who is in his second season in the program.

2018: Redshirted.

Before Clemson: Lettered at Chattahoochee County High School.

Personal: Majoring in health science ... born March 6, 2000.



JACK MADDOX

LS • 6-3 • 215 • *SQ. • SQ
ACTON, MASS.
ACTON-BOXBOROUGH REGIONAL HS

Enters 2019 having previously appeared in two games.

2018: Snapped in two games ... made his debut vs. NC State and also saw action against Louisville.

2017: Redshirted.

Before Clemson: Lettered at Acton-Boxborough Regional High School.

Personal: Born Oct. 17, 1998 ... majoring in political science.



JUSTIN MASCOLL

DE • 6-4 • 255 • *FR. • RS
SNELLVILLE, GA.
SOUTH GWINNETT HS

Redshirted in 2018, appearing in one game.


2018: Made his debut vs. No. 16 NC State, playing eight snaps in his lone appearance.

Before Clemson: No. 92 player in the nation by PrepStars, No. 102 player by ESPN and No. 142 player by 247Sports ... No. 12 defensive end in the nation by ESPN ... No. 16 player in Georgia by ESPN ... U.S. Army All-American Game participant ... played linebacker and defensive end ... had 59 tackles, 12.5 tackles for loss and seven sacks as a senior ... first-team all-region as a senior ... had 68 tackles, nine tackles for loss, eight sacks and 14 quarterback pressures as a junior ... coached by Steve Davenport at South Gwinnett High School ... recruited by Todd Bates, Mickey Conn and Tony Elliott.

Personal: Born Jan. 14, 2000 ... pre-business major.

MASCOLL CAREER STATS

Year	G-S	Snaps	Hit	Ass	Tot	TFL	Sacks	Int	QB	PBU	CF-RF
2018	1-0	8	0	0	0	0-0	0-0	0-0	0	0	0-0



MAX MAY

WR • 6-1 • 195 • *FR. • RS
CLEMSON, S.C.
DANIEL HS

Appeared in four games in his redshirt season in 2018.

2018: Played 17 snaps in four games ... made collegiate debut vs. Furman ... also saw action vs. Louisville and vs. Duke in the regular season ... made postseason debut in Cotton Bowl vs. No. 3 Notre Dame.

Before Clemson: Lettered at Daniel High School.

Personal: Majoring in pre-business ... born March 5, 2000.

MAY CAREER STATS

Year	G-S	Snaps	Rec	Yds	Avg	TD	LG
2018	4-0	17	0	0	---	0	---



JACK MCCALL

CB • 5-11 • 180 • *SQ. • SQ
MOUNT PLEASANT, S.C.
WANDO HS

Reserve cornerback who is in his third season in the program.

2018: Did not appear in game action.

2017: Redshirted.

Before Clemson: Lettered at Wando High School.

Personal: Majoring in food science & human nutrition ... born Dec. 9, 1998.



PATRICK MCCLURE

QB • 6-1 • 195 • *SQ. • SQ
IRMO, S.C.
BEN LIPPEN SCHOOL

Sophomore signal-caller who is in his second season in the program.

2018: Made Clemson debut vs. Louisville.

Before Clemson: Began his college career at Jacksonville in 2017 prior to transferring to Clemson in 2018 ... completed 55 percent of his passes for 1,311 yards and 18 touchdowns at Ben Lippen in leading his school to the SCISA 3A championship in 2016.

Personal: Majoring in pre-business ... born Sept. 8, 1998.

MCCLURE CAREER STATS

Passing											
Year	G-S	Snaps	C-A-I	Yds	TD	LG	Pct	Y/A	Y/C	Y/G	Eff
2018	1-0	2	0-0-0	0	0	---	---	---	---	0.0	0.0

Rushing & Total Offense											
Year	Car	Yds	Y/C	Y/G	TD	LG	PL	Tot	TDR	Y/G	
2018	0	0	---	0.0	0	---	0	0	0	0.0	



JORDAN MCFADDEN

OT • 6-3 • 290 • *FR. • RS
SPARTANBURG, S.C.
DORMAN HS

Enters 2019 following a redshirt campaign in 2018 in which he played 17 snaps over three games.

2018: Played 17 snaps in three games while redshirting ... played six snaps in his debut vs. Furman ... saw action against No. 16 NC State and Louisville.

Before Clemson: No. 10 player in South Carolina by ESPN, No. 14 player by 247Sports and No. 20 player by Rivals ... Shrine Bowl selection ... state lineman-of-the-year by The State ... helped Dorman High School to a 12-3 record and the state title game as a senior ... played basketball at Dorman High School and helped it to a 23-5 record as a junior ... coached by Dave Gutshall at Dorman High School ... recruited by Robbie Caldwell and Jeff Scott.

Personal: Born Nov. 16, 1999 ... majoring in pre-business.



KYLER MCMICHAEL

CB • 6-0 • 200 • SQ. • 1VL
ATLANTA, GA.
GREATER ATLANTA CHRISTIAN SCHOOL

Enters 2019 following a freshman season in which he posted two

tackles in 101 snaps over 12 games. **2018:** Made two tackles in 101 snaps over 12 games ... made collegiate debut vs. Furman ... played 28 snaps and recorded his first tackle in place of an injured Trayvon Mullen against Syracuse ... added a tackle in 11 snaps at Florida State.

Before Clemson: No. 53 player in the nation by Rivals, No. 56 player by 247Sports and No. 90 by ESPN ... No. 8 cornerback in the nation by Rivals and No. 12 cornerback by 247Sports ... No. 7 player in Georgia by Rivals, No. 8 player by 247Sports and No. 13 player by ESPN ... played running back and cornerback at the Greater Atlanta Christian School ... U.S. Army All-American Game participant ... had 1,483 and 24 touchdowns on 128 carries as a senior ... had a streak of eight straight games with multiple

VETERAN BIOS

touchdowns as a senior ... had 1,639 all-purpose yards as a senior ... Atlanta Journal-Constitution's Super 11 Team member as a senior ... had 19 solo tackles as a senior ... helped team to a 12-2 record and the Final Four of the playoffs as a senior ... had 1,493 rushing yards and 16 rushing touchdowns as a junior ... had 1,946 all-purpose yards and 18 touchdowns as a junior ... first-team all-state as a junior ... helped his team to a 13-2 record and the state title game as a junior ... competed at Nike's The Opening ... coached by Tim Hardy at Greater Atlanta Christian School ... recruited by Mickey Conn, Tony Elliott and Mike Reed.

Personal: Born March 22, 2000 ... majoring in communication.

McMICHAEL CAREER STATS

Year	G-S	Snap	Hit	Ass	Tot	TFL	Sacks	Int	QB	PBU	CF	RF
2018	12-0	101	1	1	2	0-0	0-0	0-0	0	0	0	0-0



TANNER MUSE

S • 6-1 • 230 • *GR. • 3VL
BELMONT, N.C.
SOUTH POINT HS

TIGERS

Veteran safety who enters 2019 with 164 career tackles (4.5 for loss), 10 passes broken up, 2.0 sacks, three interceptions for 89 yards (including a 64-yard return for a touchdown), a forced fumble and a 63-yard fumble return for a touchdown in 1,252 snaps over 44 career games (24 starts).

2018: Third-team All-ACC ... credited with 76 tackles (2.5 for loss), five pass breakups, 2.0 sacks and two interceptions in 664 snaps over 15 games (all starts) ... recorded at least three tackles in each of Clemson's first five games ... notched a pass breakup at Texas A&M and vs. Syracuse ... recorded his first interception of the season and contributed five tackles at Wake Forest ... registered two tackles, a pass breakup and the first sack of his career vs. No. 16 NC State, collecting team co-defensive player-of-the-week honors ... added his second interception of the season vs. Louisville, also collecting five tackles on the day ... recorded a game-high 10 tackles at No. 17 Boston College ... added a season-high 11 tackles vs. Duke ... collected six tackles and a pass breakup vs. South Carolina ... posted six tackles against Pitt ... recorded five tackles and a forced fumble as Clemson held No. 3 Notre Dame to three points in the Cotton Bowl ... added three tackles and a pass breakup vs. No. 1 Alabama in the National Championship Game.

2017: Had 64 tackles, two tackles for loss, a quarterback pressure, four pass breakups and a 63-yard fumble return for a touchdown in 482 snaps over 14 games (nine starts) ... had four tackles in 28 snaps against Kent State on Sept. 2 ... had seven tackles in 69 snaps against No. 13 Auburn on Sept. 9 ... had a tackle and pass breakup in 11 snaps at No. 14 Louisville on Sept. 16 ... had eight tackles, a tackle for loss and pass breakup in 62 snaps against Boston College on Sept. 23 ... had nine tackles in 51 snaps at No. 12 Virginia Tech on Sept. 30 ... had eight tackles, a tackle for loss and pass breakup in 47 snaps against Wake Forest on Oct. 7; named team co-defensive player-of-the-game ... had 10 tackles and a 63-yard fumble return for a touchdown in 74 snaps at Syracuse on Oct. 13 ... played 26 snaps against Georgia Tech on Oct. 28; named team co-defensive player-of-the-game ... had five tackles in 49 snaps at No. 20 NC State on Nov. 4 ... had four tackles in 12 snaps against No. 7 Miami (Fla.) in the ACC Championship Game on Dec. 2.

2016: Shared Special Teams Defensive Player-of-the-Year honors with Chad Smith ... had 24 tackles in 106 snaps (15 games) ... tied Smith for team lead with 10 special teams tackles ... posted five tackles,

including a special teams stop, in 37 snaps against SC State ... had special teams stop in win over Louisville ... saw eight snaps of action at Boston College, with two tackles ... special teams player-of-the-game against Syracuse with two tackles in coverage ... returned first career interception for a touchdown in the same game, Clemson's first freshman to earn a "pick six" since Wayne Simmons at Florida State in 1989 ... had two special teams tackles at Wake Forest ... had five tackles in 20 snaps, including one on special teams, against South Carolina ... played seven snaps at safety and posted two tackles, including one on special teams, against Alabama in the National Championship Game.

2015: Redshirted.

Before Clemson: No. 17 player in North Carolina by Rivals.com ... had eight interceptions in his last three seasons ... had 150 tackles and four interceptions along with 1,292 yards on 90 carries, including six 100-yard rushing games, and seven receptions for 150 yards as a senior ... first-team all-state as a defensive player ... Shrine Bowl selection ... had 47 tackles along with 400 rushing yards and five touchdowns as a junior ... hit .474 with five homers and 33 RBIs as a junior center fielder, and .380 as a senior ... coached by Mickey Lineberger ... recruited by Dan Brooks and Mike Reed.

Personal: Earned degree in parks, recreation & tourism management in December 2018 ... born Sept. 6, 1996.

MUSE 2016 GAME-BY-GAME STATS

Date	Opponent	Snap	Hit	Ass	Tot	TFL	Int	PBU
9-3	at Auburn	0	0	0	0			
9-10	Troy	0	0	0	0			
9-17	SC State	37	4	0	4			1
9-22	at Georgia Tech	0	0	0	0			
10-1	Louisville	0	1	0	1			
10-7	at Boston College	8	2	0	2			
10-15	NC State	0	0	0	0			
10-29	at Florida State	0	0	0	0			
11-5	Syracuse	26	3	1	4		1-64	
11-12	Pittsburgh	2	0	0	0			
11-19	at Wake Forest	5	3	1	4			
11-26	South Carolina	20	4	1	5			
12-3	Virginia Tech	0	0	1	1			
12-31	Ohio State	1	0	0	0			
1-9	Alabama	7	1	1	2			
Totals		106	19	5	24	0-0	1-64	0

MUSE 2017 GAME-BY-GAME STATS

Date	Opponent	Snap	Hit	Ass	Tot	TFL	Int	PBU
9-2	Kent State	*28	2	2	4			
9-9	Auburn	*69	4	3	7			
9-16	at Louisville	*11	0	1	1			1
9-23	Boston College	*62	2	6	8	1-4		1
9-30	at Virginia Tech	*51	7	2	9			
10-7	Wake Forest	*47	7	1	8	1-2		1
10-13	at Syracuse	*74	5	5	10			
10-28	Georgia Tech	*26	0	0	0			
11-4	at NC State	*49	2	3	5			
11-11	Florida State	1	0	1	1			
11-18	The Citadel	13	3	0	3			1
11-25	at South Carolina	24	0	2	2			
12-2	Miami (Fla.)	12	3	1	4			
1-1	Alabama	15	2	0	2			
Totals		482	37	27	64	2-6	0-0	4

Note: Had a 63-yard fumble return for a touchdown at Syracuse.

MUSE 2018 GAME-BY-GAME STATS

Date	Opponent	Snap	Hit	Ass	Tot	TFL	Int	PBU
9-1	Furman	*29	0	3	3			
9-8	at Texas A&M	*44	2	1	3			1
9-15	Georgia Southern	*35	3	3	6			
9-22	at Georgia Tech	*42	1	2	3			
9-29	Syracuse	*57	4	1	5			1
10-6	at Wake Forest	*37	2	3	5		1-0	
10-20	NC State	*38	1	1	2	1-9		1
10-27	at Florida State	*33	1	2	3			
11-3	Louisville	*35	3	2	5		1-25	
11-10	at Boston College	*44	7	3	10	0-5-1		
11-17	Duke	*62	7	4	11	1-2		
11-24	South Carolina	*62	4	2	6			1
12-1	Pittsburgh	*38	3	3	6			
12-29	Notre Dame	*52	5	0	5			
1-7	Alabama	*56	2	1	3			1
Totals		664	45	31	76	2-5-12	2-25	5

Note: Had a sack for nine yards against NC State and for two yards against Duke; had a caused fumble against Notre Dame.

MUSE CAREER STATS

Year	G-S	Snap	Hit	Ass	Tot	TFL	Sacks	Int	QB	PBU	CF	RF
2016	15-0	106	19	5	24	0-0	0-0	1-64	0	1	0-0	
2017	14-0	482	37	27	64	2-6	0-0	0-0	1	4	0-0	
2018	15-15	664	45	31	76	2-5-12	2-11	2-25	3	5	1-0	
Totals	44-24	1252	101	63	164	4-5-18	2-11	3-89	4	10	1-1	



DIONDRE OVERTON

WR • 6-4 • 205 • SR. • 3VL
GREENSBORO, N.C.
WALTER HINES PAGE HS

TIGERS

Enters 2019 with 30 career receptions for 425 yards and four touchdowns in 595 snaps over 36 games in his career.

2018: Recorded 14 receptions for 199 yards with three touchdowns in 252 snaps over 14 games ... caught two passes and a touchdown in each of the team's first two games against Furman and Texas A&M, gaining 10 yards against the Paladins and 20 against the Aggies ... added his third touchdown reception of the season at Wake Forest ... caught two passes for 75 yards at Florida State ... caught a 12-yard pass in the National Championship Game vs. No. 1 Alabama.

2017: Had 14 receptions for 178 yards in 236 snaps over 14 games ... had two receptions for 48 yards at No. 14 Louisville on Sept. 16 ... had a crucial 23-yard reception on third down in the fourth quarter against Boston College on Sept. 23 ... had two receptions for 21 yards against Georgia Tech on Oct. 28.

2016: Had two receptions for 48 yards and a touchdown in 107 snaps (eight games) ... made most of first career reception, hauling in a 45-yard touchdown against SC State.

Before Clemson: Rated among the top 150 players in the nation by ESPN ... he is No. 135 overall, sixth-best in the state of North Carolina and 18th-best wide receiver in the nation by ESPN ... rated the No. 196 overall prospect by 247 Sports, No. 234 by Rivals and No. 231 by Scout ... played in the Semper Fidelis All-American Bowl ... played in the Shrine Bowl for North Carolina ... had 78 catches for 1,251 yards and 15 touchdowns as a senior ... averaged 14.6 points, 6.2 rebounds and 4.4 assists per game in basketball as a junior ... coached by Kevin Gillespie ... recruited by Robbie Caldwell and Jeff Scott.

Personal: Born April 19, 1998 ... majoring in sports communication.

OVERTON 2017 GAME-BY-GAME STATS

Date	Opponent	Snap	Rec	Yds	Avg	TD	LG
9-2	Kent State	24	1	8	8.0	0	8
9-9	Auburn	10	0	0	---	0	---
9-16	at Louisville	21	2	48	24.0	0	33
9-23	Boston College	11	1	23	23.0	0	23
9-30	at Virginia Tech	11	0	0	---	0	---
10-7	Wake Forest	28	2	26	13.0	0	19
10-13	at Syracuse	5	1	6	6.0	0	6
10-28	Georgia Tech	23	2	21	10.5	0	16
11-4	at NC State	10	0	0	---	0	---
11-11	Florida State	14	1	5	5.0	0	5
11-18	The Citadel	20	2	20	10.0	0	11
11-25	at South Carolina	27	1	6	6.0	0	6
12-2	Miami (Fla.)	17	1	15	15.0	0	15
1-1	Alabama	15	0	0	---	0	---
Totals		236	14	178	12.7	0	33

OVERTON 2018 GAME-BY-GAME STATS

Date	Opponent	Snap	Rec	Yds	Avg	TD	LG
9-1	Furman	20	2	10	5.0	1	6
9-8	at Texas A&M	7	2	20	10.0	1	12
9-15	Georgia Southern	20	0	0	---	0	---
9-22	at Georgia Tech	19	0	0	---	0	---
9-29	Syracuse						
10-6	at Wake Forest	26	2	5	2.5	1	3
10-20	NC State	10	2	32	16.0	0	24
10-27	at Florida State	28	2	75	37.5	0	61
11-3	Louisville	15	1	7	7.0	0	7
11-10	at Boston College	12	1	16	16.0	0	16
11-17	Duke	15	0	0	---	0	---
11-24	South Carolina	25	1	22	22.0	0	22
12-1	Pittsburgh	16	0	0	---	0	---
12-29	Notre Dame	20	0	0	---	0	---
1-7	Alabama	19	1	12	12.0	0	12
Totals		252	14	199	14.2	3	61

Note: Had a kickoff return for zero yards against South Carolina; had a rushing attempt for three yards against Notre Dame.

OVERTON CAREER STATS

Year	G-S	Snap	Rec	Yds	Avg	TD	LG	Car	Yds	TD	LG
2016	8-0	107	2	48	24.0	1	45	0	0	0	---
2017	14-0	236	14	178	12.7	0	33	0	0	0	---
2018	14-0	252	14	199	14.2	3	61	1	3	0	3
Totals	36-0	595	30	425	14.2	4	61	1	3	0	3

VETERAN BIOS



PATRICK PHIBBS

LS • 6-2 • 210 • *SR. • 2VL
PITTSBURGH, PA.
CENTRAL CATHOLIC HS

TIGERS

58

Original walk-on who enters 2019 having snapped in 29 career games since joining the team in the spring of 2016.

2018: Snapped in all 15 games.

2017: Was the long snapper on every placekick.

2016: Did not appear in a game.

Before Clemson: Long snapper who helped the 2014 Central Catholic High School team to an 11-2 record.

Personal: Majoring in geology ... born April 24, 1997.

Date	Opponent	Snaps	Hit	Ast	Tot	TFL	Sacks	QP
9-1	Furman	26	0	2	2			
9-8	at Texas A&M	8	0	0	0			
9-15	Georgia Southern	26	3	1	4	1-3		
9-22	at Georgia Tech	31	4	2	6	1-4		
9-29	Syracuse	14	3	0	3			
10-6	at Wake Forest	33	2	1	3	1-1		1
10-20	NC State	16	0	0	0			
10-27	at Florida State	30	2	1	3	0.5-2		1
11-3	Louisville	25	1	0	1			
11-10	at Boston College	10	0	0	0			
11-17	Duke	22	1	0	1			
11-24	South Carolina	22	0	1	1			1
12-1	Pittsburgh	22	0	0	0			
12-29	Notre Dame	15	0	0	0			1
1-7	Alabama	16	2	0	2	1-2		
Totals		316	18	8	26	4.5-12	0-0	4

Note: Had a caused fumble and recovered fumble against Georgia Southern.

Year	G-S	Snaps	Hit	Ast	Tot	TFL	Sacks	Int	QP	PBU	CF-RF
2017	14-0	174	8	10	18	2-5	1-2	0-0	1	0	0-0
2018	15-0	316	18	8	26	4.5-12	0-0	0-0	4	0	1-1
Totals	29-0	490	26	18	44	6.5-17	1-2	0-0	5	0	1-1



NYLES PINCKNEY

DT • 6-1 • 305 • *^GR. • 2VL
BEAUFORT, S.C.
WHALE BRANCH EARLY COLLEGE HS

TIGERS

44

Rotational defensive tackle in 2017 and 2018 who could be in line for a starting role in 2019 ... has 44 tackles (6.5 for loss), one sack, one forced fumble and one recovered fumble in 490 snaps over 29 career games.

2018: Had 26 tackles (4.5 for loss), a forced fumble and a fumble recovery in 316 snaps over 15 games ... opened season with two tackles vs. Furman ... recorded four tackles, including one for loss, and a fumble recovery vs. Georgia Southern ... collected six tackles, including one for loss, at Georgia Tech ... added three tackles each vs. Syracuse and at Wake Forest ... had two tackles, including one for loss on a fake field goal attempt, vs. No. 1 Alabama.

2017: Had 18 tackles, two tackles for loss, a sack and quarterback pressure in 174 snaps over 14 games ... had a sack in 13 snaps against Wake Forest on Oct. 7 ... had four tackles in 28 snaps against Georgia Tech on Oct. 28 ... had five tackles and a tackle for loss in 25 snaps against The Citadel on Nov. 18.

2016: Redshirted.

Before Clemson: Rated as high as the No. 79 prospect in the nation by Tom Lemming ... rated as No. 196 prospect in the nation and the No. 2 overall prospect in South Carolina by Rivals ... rated No. 261 in the nation and No. 4 player in South Carolina by ESPN ... had 72 tackles, 20 tackles for loss, four sacks, six caused fumbles, three recovered fumbles, two blocked punts and two defensive touchdowns as a senior ... had 98 tackles, 27 for loss, nine sacks, blocked three field goals, 10 forced fumbles and eight recovered fumbles as a junior ... had 91 tackles, 16 tackles for loss and seven sacks as a sophomore ... coached by Jerry Hatcher at Whale Branch High School ... recruited by Tony Elliott and Dan Brooks.

Personal: Born June 5, 1998 ... earned degree in criminal justice on May 9, 2019.

Date	Opponent	Snaps	Hit	Ast	Tot	TFL	Sacks	QP
9-2	Kent State	13	0	1	1			
9-9	Auburn	6	0	1	1			
9-16	at Louisville	11	0	0	0			
9-23	Boston College	13	0	2	2			
9-30	at Virginia Tech	11	1	0	1			
10-7	Wake Forest	13	1	0	1	1-2	1-2	
10-13	at Syracuse	1	0	0	0			
10-28	Georgia Tech	28	1	3	4			1
11-4	at NC State	10	0	0	0			
11-11	Florida State	19	1	1	2			
11-18	The Citadel	25	3	2	5	1-3		
11-25	at South Carolina	9	1	0	1			
12-2	Miami (Fla.)	12	0	0	0			
1-1	Alabama	3	0	0	0			
Totals		174	8	10	18	2-5	1-2	1



SEAN POLLARD

OL • 6-5 • 320 • SR. • 3VL
JACKSON SPRINGS, N.C.
PINECREST HS

TIGERS

76

Enrolled in January 2016 and has started at both guard and tackle during his Clemson career ... enters 2019 having previously played 1,602 snaps over 40 games (23 starts) in his career.

2018: AFCA Good Works team selection ... second-team All-ACC ... earned second career All-ACC Academic selection ... played 508 snaps over 14 games (seven starts) ... played 45 snaps in helping the offense gain 531 yards of offense vs. Furman ... played 26 snaps and helped the offense gain 413 yards at Texas A&M ... in 44 snaps, helped the offense gain 286 rushing yards and 309 passing yards in a start vs. Georgia Southern ... helped Clemson once again eclipse 200 yards both rushing and passing in a start at Georgia Tech, appearing in 20 snaps ... played 85 snaps in a start in a comeback win vs. Syracuse, eventually moving out to right tackle following an injury to Tremayne Anchrum and helping power the Tigers on a 13-play, 94-yard game-winning drive ... played 37 snaps in helping Clemson accrue 698 yards and a school-record 11.8 yards per carry at Wake Forest, resulting in the entire offensive line earning team offensive player-of-the-game honors ... played 43 snaps in helping Clemson accrue 471 yards of offense against No. 16 NC State ... played 21 snaps in helping hand Florida State its worst home loss in program history ... played 29 snaps in Clemson's Atlantic Division-clinching win at No. 17 Boston College ... played 22 snaps as Clemson eclipsed 200 passing yards and 200 rushing yards vs. Duke ... played 44 snaps vs. South Carolina in helping guide Clemson to 744 total yards, the third-highest total in school history ... played 25 snaps in ACC Championship Game against Pitt ... played 37 snaps as Clemson passed for 327 yards and rushed for 211 yards vs. No. 3 Notre Dame in the Cotton Bowl ... played 30 snaps in National Championship Game victory against No. 1 Alabama.


2017: Honorable Mention All-ACC selection ... All-ACC Academic selection ... had 13 knockdowns in 510 snaps over 14 games (nine starts) ... played 33 snaps against Kent State on Sept. 2 ... played 15 snaps against No. 13 Auburn on Sept. 9 ... had two knockdowns in 26 snaps at No. 14 Louisville on Sept. 16 ... had two knockdowns in 28 snaps against Boston College on Sept. 23; named team co-offensive player-of-the-game ... played 37 snaps at No. 12 Virginia Tech on Sept. 30 ... played 50 snaps against Wake Forest on Oct. 7 ... played 25 snaps at Syracuse on Oct. 13 ... had two knockdowns in 45 snaps against Georgia Tech

on Oct. 28 ... had two knockdowns in 33 snaps at No. 20 NC State on Nov. 4 ... had a knockdown in 60 snaps against Florida State on Nov. 11 ... had a knockdown in 39 snaps against The Citadel on Nov. 18 ... had three knockdowns in 53 snaps at South Carolina on Nov. 25 ... played 33 snaps against No. 7 Miami (Fla.) in the ACC Championship Game on Dec. 2 ... played 33 snaps against No. 4 Alabama in the Sugar Bowl on Jan. 1.

2016: Shared offensive rookie-of-the-year honors with fellow tackle Tremayne Anchrum ... had 14 knockdown blocks in 584 snaps over 12 games (seven starts) ... appeared in first collegiate game against Troy, logging 11 snaps with an 82 percent grade ... played 32 snaps against SC State and graded 85 percent with a knockdown ... played 15 snaps at Boston College ... logged 25 snaps in the road win over No. 12 Florida State, grading 88 percent ... made first career start against Syracuse, responding with 81 percent grade on 57 snaps ... played all 98 snaps against Pittsburgh and graded 89 percent, with four knockdowns ... graded 89 percent with two knockdowns in 64 plays at Wake Forest ... graded 90 percent with a knockdown in 60 snaps of win over South Carolina ... posted 83 percent grade in 70 snaps against Virginia Tech ... played 53 snaps in the Fiesta Bowl win over Ohio State, logging two knockdown blocks ... tallied two knockdowns in 95 snaps against Alabama in National Championship Game.

Before Clemson: Rated among the top 200 players nationally ... rated as the No. 129 overall player by Scout ... listed No. 173 by ESPN and 177 by Rivals ... 10th-best prospect in North Carolina by ESPN and No. 11 by Rivals ... 10th-best prospect at his position by ESPN ... first-team Associated Press All-State offensive lineman in 2014 and 2015 ... invited to The Opening in Oregon in summer prior to senior year ... played in the Semper Fidelis All-American Bowl ... first-team all-conference in 2014 and 2015 ... helped his 2014 team to 11-3 record ... narrowed his school choices to Clemson, Duke, Miami and North Carolina ... played his high school football for Chris Metzger ... recruited by Robbie Caldwell.

Personal: Born March 27, 1998 ... Has his own foundation that raises money for pediatric cancer research ... majoring in history.



B.T. POTTER

PK • 5-10 • 175 • SO. • 1VL
ROCK HILL, S.C.
SOUTH POINTE HS

TIGERS

29

Served as the team's kickoff specialist in 2018, producing 79 touchbacks on 114 kickoffs, while also going 1-1 on field goal attempts and 7-7 on PATs.

2018: Immediately earned the kickoff role as a first-year freshman and became a weapon, finishing third in the nation with 79 touchbacks ... averaged 63.8 yards on 114 kickoffs with a school-record 79 touchbacks (69.3 percent) while also posting a 1-1 mark on field goals and a 7-7 mark on PATs ... earned co-special teams player-of-the-week honors at Florida State, registering six touchbacks on 10 kickoffs, going 5-5 on PATs and recording his first career field goal from 24 yards out ... earned the honor again with seven touchbacks on eight kickoffs vs. No. 1 Alabama.

Before Clemson: No. 1 placekicker in the nation by Chris Sailer. No. 2 placekicker by Rivals, No. 3 placekicker by 247Sports and No. 7 placekicker by ESPN ... U.S. Army All-American Game participant ... four-year starter at South Pointe High School ... was 31-45 on field-goal attempts and made 211 extra-point attempts in his career ... was 12-17 on field-goal attempts and 77-81 on extra-point attempts as a

VETERAN BIOS

senior ... helped his team to four state titles ... had 117 touchbacks on 126 kickoffs as a senior ... averaged 37.1 yards per punt as a senior ... was 11-15 on field-goal attempts and 49-54 on extra-point attempts as a junior ... averaged 39 yards per punt as a junior ... was 4-7 on field-goal attempts and 40-45 on extra-point attempts as a sophomore ... was 4-6 on field-goal attempts and 45-51 on extra-point attempts as a freshman ... teammate of fellow Tiger signee Derion Kendrick ... coached by Strait Herron at South Pointe High School ... recruited by Danny Pearman and Jeff Scott.

Personal: Born Feb. 21, 2000 ... majoring in sports communication.

POTTER CAREER STATS

Year	G-S	11-29	30-39	40-49	50+	Total	HB	LG	PAT	Pts
2018	15-0	1-1	0-0	0-0	0-0	1-1	0	24	7-7	10



CORNELL POWELL

WR • 6-0 • 210 • *JR. • 2VL
GREENVILLE, N.C.
J.H. ROSE HS

TIGERS

Enters 2019 with 25 receptions for 207 yards and a touchdown in 369 snaps over 27 games in his career ... also posted seven kickoff returns for 182 yards prior to the 2019 campaign.

2018: Recorded five catches for 63 yards in 65 snaps and averaged 29.2 yards on four kickoff returns in four games prior to red shirting ... made a 42-yard catch in season debut vs. Furman while also contributing a 43-yard kickoff return ... collected three catches for 17 yards and averaged 29.0 yards on two kickoff returns at Georgia Tech.

2017: Had eight receptions for 57 yards and a touchdown in 149 snaps over 14 games ... had three kickoff returns for 65 yards ... had a 14-yard reception and a 22-yard kickoff return against Kent State on Sept. 2 ... had two receptions for 15 yards against Wake Forest on Oct. 7; named team special teams player-of-the-game ... had a 22-yard kickoff return against No. 7 Miami (Fla.) in the ACC Championship Game on Dec. 2.

2016: Had 12 receptions for 87 yards (nine games) ... appeared in first collegiate game against Troy, recording a five-yard reception in 19 snaps ... caught three passes in 42 snaps against SC State ... snagged five passes for 44 yards at Georgia Tech in big road win ... caught two balls for 15 yards at Boston College ... saw six snaps at Wake Forest ... had 11-yard reception in 24 snaps versus South Carolina.

Before Clemson: Rated as the No. 36 overall player in the nation by Rivals ... fourth-best player in the state of North Carolina ... rated No. 153 overall by Prep Stars ... had outstanding game in the Shrine Bowl for North Carolina with 264 all-purpose yards and two scores ... had 4-54 receiving and a touchdown, and had 4-203 on kickoff returns, including a 99-yard return for a touchdown ... that was no surprise to anyone as Powell had a touchdown on a kickoff return in each of the first three games of the 2015 season ... had incredible senior year, leading Rose High school to a 12-3 record and berth in the state championship ... had 65 receptions for 1557 yards and 25 touchdowns ... that is an average of 24 yards per catch ... also had 23 rushes for 249 yards and five scores, he averaged 11 yards per rush ... in terms of returns, had 21 kickoff returns for 754 yards and four scores, a 36-yard average ... had 10 punt returns for 353 yards and four scores, a 35.3 average ... overall, had 38 touchdowns in 2015, 25 receiving, five rushing, and eight on kick returns ... first-team all-state as a junior and senior ... had 67 receptions for 1248 yards and 19 touchdowns in 2014 ... added 14-445 yards on kickoff returns for a 32-yard

average ... had 23 total touchdowns ... in 2013, he had 47 catches for 1,228 yards and 21 touchdowns ... had 24 total touchdowns ... for his career, had 203 receptions for his 52 games for 4,301 yards and 68 touchdowns ... had 110 rushes for 828 yards and 13 touchdowns, he averaged 7.5 yards per rush ... had 1,200 kickoff return yards and 353 punt return yards ... was also a four-year letterman in basketball ... averaged 15 points per game as a freshman, 20.4 as a sophomore and 17.1 as a junior ... 55 percent field goal shooter for his career, while averaging 17.0 points and 7.8 rebounds per game ... had 1,310 career points and 604 career rebounds ... played his high school football for David Wojtecki ... recruited by Dan Brooks and Jeff Scott.

Personal: Born Oct. 30, 1998 ... majoring in management.

POWELL CAREER STATS

Year	G-S	Snaps	Rec	Yds	Avg	TD	LG	Car	Yds	TD	KOR
2016	9-0	155	12	87	7.2	0	18	0	0	0	--
2017	14-0	149	8	57	7.1	1	14	0	0	0	3-65
2018	4-0	65	5	63	12.6	0	42	0	0	0	4-117
Totals	27-0	369	25	207	8.3	1	42	0	0	0	7-182



LUKE PRICE

TE • 6-2 • 220 • *SO. • SQ
DILLON, S.C.
DILLON CHRISTIAN SCHOOL

TIGERS

Joined the program in 2017 and enters 2019 having previously appeared in three career games ... transitioned from linebacker to tight end during the 2019 offseason.

2018: Played on special teams in three games ... made Clemson debut vs. Duke.

2017: Redshirted.

Before Clemson: Lettered at Dillon Christian School.

Personal: Born Sept. 22, 1998 ... his brother, Phillip, was a starting offensive tackle on Clemson's 2011 ACC championship team ... majoring in health science.

PRICE CAREER STATS

Year	G-S	Snaps	Rec	Yds	Avg	TD	LG
2018	3-0	0	0	0	--	0	--



CHANDLER REEVES

OL • 6-6 • 295 • *JR. • 2VL
McDONOUGH, GA.
EAGLE'S LANDING CHRISTIAN ACADEMY

TIGERS

Reserve offensive tackle who enters 2019 having previously played 162 snaps over 16 career games.

2018: Played 109 snaps over 12 games ... played eight snaps vs. Furman ... played 14 snaps vs. Georgia Southern ... played five snaps at Georgia Tech ... appeared in 11 snaps at Wake Forest and eight snaps vs. No. 16 NC State ... played 20 snaps at Florida State ... played 15 snaps in helping Clemson set school records in yards per play (11.6) and yards per carry (13.3) vs. Louisville, resulting in the offensive line's second collective selection as offensive player-of-the-game ... played two snaps at No. 17 Boston College ... played nine snaps vs. Duke ... played six snaps against Pitt and seven snaps against No. 3 Notre Dame ... played four snaps vs. No. 1 Alabama.

2017: Played 53 snaps over four games ... played 21 snaps against Kent State on Sept. 2 ... played four snaps against Boston College on Sept. 23 ... played 25 snaps against The Citadel on Nov. 18 ... played three snaps at South Carolina on Nov. 25.

2016: Suffered a knee injury in August camp and redshirted the season.

Before Clemson: Two-time Georgia all-state offensive lineman at Eagles Landing Christian School ... region lineman-of-the-year in 2015 ... outstanding all-around athlete, he also plays on his high school tennis team ... all-state as a senior when he helped Eagles Landing to the State Championship and an 11-3 record ... they defeated Aquinas High School for the state title ... graded out at 92 percent or better in every game in 2015 and led the team in pancake blocks (44) ... did not give up a sack all year ... played four years of high school football, he was a starter on the offensive line for three years ... all-state and all-region as a junior when he helped Eagles Landing to runner-up honors in the state ... played his high school football for Jonathan Gess ... recruited by Marion Hobby and Robbie Caldwell.

Personal: Born Nov. 21, 1996 ... majoring in political science.



DARIEN RENCHER

RB • 5-8 • 195 • *JR. • 1VL
ANDERSON, S.C.
T.L. HANNA HS

TIGERS

Original walk-on who enters 2019 having recorded 24 carries for 103 yards in 10 career games.

2018: Rushed for 65 yards on 15 carries in 22 snaps over seven games ... carried twice for 11 yards vs. Furman ... recorded two touches (one rush, one reception) vs. No. 16 NC State ... rushed twice for 15 yards at Florida State ... gained 20 yards on four rushes vs. Louisville ... added three yards on two carries vs. Duke ... rushed three times for 13 yards against Pitt ... gained a yard on one carry vs. No. 3 Notre Dame in the Cotton Bowl.

2017: Had 38 yards on nine carries in 20 snaps over three games ... had 27 yards on four carries against Kent State on Sept. 2 ... had three yards on two carries against The Citadel on Nov. 18 ... had eight yards on three carries at South Carolina on Nov. 25.

2016: Did not appear in a game.

Before Clemson: Lettered at T.L. Hanna High School.

Personal: His father, Darwin, was a letterman for Clemson track & field from 1985-87 and still is sixth in Tiger history in the outdoor long jump ... majoring in elementary education ... born Nov. 2, 1997.

RENCER CAREER STATS

Year	G-S	Snaps	Car	Yds	Avg	TD	LG	Rec	Yds	TD
2017	3-0	20	9	38	4.2	0	21	0	0	0
2018	7-0	23	15	65	4.3	0	15	1	-4	0
Totals	10-0	43	24	103	4.3	0	21	1	-4	0



AMARI RODGERS

WR • 5-10 • 210 • JR. • 2VL
KNOXVILLE, TENN.
KNOXVILLE CATHOLIC HS

TIGERS

Earned starting roles at receiver and punt returner in 2018 ... enters 2019 with 74 career receptions for 698 yards with four receiving touchdowns in 29 games (15 starts) ... also enters his junior campaign with 39 career punt returns for 314 yards including a punt return touchdown ... returning from a torn ACL suffered in spring practice.

2018: Honorable mention All-ACC as an all-purpose selection ... All-ACC Academic selection ... ranked second on the team in receptions with 55, tallying 575 yards and four touchdowns in 565 snaps in 15 games

VETERAN BIOS

(all starts) ... also had 39 punt returns, most in a season under Head Coach Dabo Swinney, for an average of 7.7 yards with one touchdown ... made impact in season-opening win vs. Furman, averaging 43.5 yards on two returns and hauling in a 40-yard receiving touchdown for the first score of his career ... earned team special teams player-of-the-week honors for the performance ... caught team-high five passes for 73 yards at Texas A&M ... recorded career-high six receptions, gaining 60 yards, at Georgia Tech ... also averaged 16.0 yards on two punt returns against the Yellow Jackets, earning co-special teams player-of-the-week honors from the team ... gained 27 yards on four receptions vs. Syracuse ... caught two passes for nine yards at Wake Forest ... earned co-offensive player-of-the-game honors after posting career highs in receiving yards (156) and receiving touchdowns (two) on six receptions at Florida State ... with touchdown receptions of 58 and 68 yards against the Seminoles, became the first Clemson player to catch two touchdowns of 50-plus yards in a single game since Artavis Scott against South Carolina in 2014, becoming the first Clemson player since 1950 to accomplish the feat on the road ... caught a touchdown pass on one of his three receptions for 12 yards vs. Louisville ... collected team co-special teams player-of-the-week honors at No. 17 Boston College after recording Clemson's first punt return touchdown of the season on a 58-yard return ... also recorded five receptions for 73 yards in the win against the Eagles ... gained 33 yards on four receptions vs. Duke ... gained 18 yards on five receptions vs. South Carolina ... had a team-high-tying six receptions for 26 yards vs. No. 3 Notre Dame in the Cotton Bowl ... tallied 30 yards on two receptions in National Championship Game vs. No. 1 Alabama.

2017: Had 19 receptions for 123 yards in 239 snaps over 14 games ... had a team-tying-high three receptions for 19 yards and a seven-yard punt return against Kent State on Sept. 2 ... had a seven-yard reception, 36-yard kickoff return and an eight-yard punt return against The Citadel on Nov. 18; named team co-special teams player-of-the-game ... had three receptions for 11 yards against No. 7 Miami (Fla.) in the ACC Championship Game on Dec. 2.

Before Clemson: Played in the Under Armour All-American Game in Orlando, Fla ... national top-100 prospect by ESPN, which rated him No. 72 overall ... No. 4 in the state of Tennessee and No. 12 at his position by ESPN ... rated No. 104 by 247 Sports, seventh in the state and No. 15 at the wide receiver position ... named Mr. Football at the AAAA level in the state of Tennessee each of the last two years ... for his career, had 3,498 receiving yards and 47 touchdowns ... averaged 31 yards per reception as a senior when he had 40 catches for 1,238 yards and 18 scores ... played for Steve Mathews at Knoxville Catholic ... big play performer, he had 10 catches of 50 yards or more as a senior ... scored a touchdown on the team's first possession of the game on either a scrimmage play or return six times as a senior ... had seven 100-yard receiving games, including two with at least 200 yards as a senior ... had best game as a senior on his birthday, when he had eight catches for 251 yards and four scores ... the touchdown catches were 52, 35, 82 and 12 yards ... team finished 10-2 and reached second round of playoffs ... as a junior, had 61 receptions for 1,570 yards and 23 touchdowns, a 25.7-yard average per catch ... also had three rushing touchdowns, two on punt returns, two on kickoff returns and one on an interception return for 31 total touchdowns ... gained 2,511 all-purpose yards as a junior ... also had 38 tackles on defense as a cornerback ... had a 93-yard punt return for a score as junior ... team finished with 11-3 record ... as a sophomore, had 25 catches for 407 yards and six scores ... ran the ball more that year, he was the team's top rusher with 93 carries for 725 yards and nine scores ... had an 87-yard run on offense and

47-yard pick-six on defense ... committed to Clemson and assistant coach Jeff Scott on Valentine's Day 2016 ... son of former Tennessee quarterback Tee Martin, who led the Vols to the 1998 National Championship ... from same area as fellow signee Tee Higgins ... wore #3 in high school ... recruited by Jeff Scott and Dan Brooks.

Personal: Born Sept. 23, 1999 ... majoring in sports communication.

RODGERS 2017 GAME-BY-GAME STATS

Date	Opponent	Snaps	Rec	Yds	Avg	TD	LG	Rush	PR
9-2	Kent State	26	3	19	6.3	0	9	0-0	1-7
9-9	Auburn	10	1	5	5.0	0	5	0-0	
9-16	at Louisville	23	0	0	---	0	---	0-0	
9-23	Boston College	14	0	0	---	0	---	0-0	
9-30	at Virginia Tech	10	0	0	---	0	---	1-(-7)	
10-7	Wake Forest	26	2	11	5.5	0	6	0-0	
10-13	at Syracuse	5	1	13	13.0	0	13	1-(-6)	
10-28	Georgia Tech	19	2	8	4.0	0	5	0-0	
11-4	at NC State	13	2	11	5.5	0	6	0-0	
11-11	Florida State	13	1	6	6.0	0	6	0-0	
11-18	The Citadel	20	1	7	7.0	0	7	0-0	1-8
11-25	at South Carolina	30	2	16	8.0	0	13	1-4	
12-2	Miami (Fla.)	22	3	11	3.7	0	10	0-0	
1-1	Alabama	8	1	16	16.0	0	16	0-0	
Totals		239	19	123	6.5	0	16	3-(-9)	2-15

Note: Had an 36-yard kickoff return against The Citadel.

RODGERS 2018 GAME-BY-GAME STATS

Date	Opponent	Snaps	Rec	Yds	Avg	TD	LG	Rush	PR
9-1	Furman	*32	4	49	12.3	1	40	1-5	2-87
9-8	at Texas A&M	*48	5	73	14.6	0	64	0-0	2-9
9-15	Georgia Southern	*33	2	9	4.5	0	6	0-0	2-2
9-22	at Georgia Tech	*31	6	60	10.0	0	21	0-0	2-32
9-29	Syracuse	*68	4	27	6.8	0	11	0-0	2-(-2)
10-6	at Wake Forest	*31	2	9	4.5	0	8	0-0	3-14
10-20	NC State	*32	1	0	0.0	0	0	0-0	4-6
10-27	at Florida State	*31	6	156	26.0	2	68	0-0	3-62
11-3	Louisville	*19	3	12	4.0	1	5	0-0	3-0
11-10	at Boston College	*43	5	73	14.6	0	41	0-0	5-62
11-17	Duke	*43	4	33	8.3	0	11	0-0	4-17
11-24	South Carolina	*56	5	18	3.6	0	8	0-0	
12-1	Pittsburgh	*25	0	0	---	0	---	0-0	5-0
12-29	Notre Dame	*38	6	26	4.3	0	7	0-0	2-10
1-7	Alabama	*35	2	30	15.0	0	26	0-0	
Totals		565	55	575	10.5	4	68	1-5	39-299

Note: Had a pass attempt and a kick return for 22 yards against Syracuse.

RODGERS CAREER STATS

Year	G-S	Snaps	Rec	Yds	Avg	TD	LG	Car	Yds	TD	PR	KOR
2017	14-0	239	19	123	6.5	0	16	3	-9	0	215	1-36
2018	15-15	565	55	575	10.5	4	68	1	5	0	39-299	1-22
Totals	29-15	804	74	698	9.4	4	68	4	-4	0	41-314	2-58



JUSTYN ROSS

WR • 6-4 • 205 • SO. • 1VL
PHENIX CITY, ALA.
CENTRAL HS

TIGERS

Enters 2019 following a dazzling first-year freshman season in 2018 in which he caught 46 passes for a team-leading 1,000 yards with nine touchdowns in 15 games ... announced his presence on the game's biggest stages as a freshman, catching six passes for 148 yards with two touchdowns in the Cotton Bowl and six passes for 153 yards with one touchdown in the College Football Playoff National Championship ... preseason second-team All-American by Athlon and Sporting News.

2018: Recorded 46 receptions for a team-high 1,000 yards with nine touchdowns in 343 snaps over 15 games ... freshman All-America selection by 247Sports ... scored a touchdown on a 15-yard catch-and-run in his college debut vs. Furman ... recorded his first career 100-yard game against Georgia Southern, gaining 103 yards on three receptions including a 57-yard touchdown ... scored a 53-yard touchdown in his lone reception at Georgia Tech, becoming the first Clemson player to catch touchdown passes of 50 yards or more in back-to-back games since Artavis Scott vs. South Carolina and Oklahoma in 2014 ... gained 40 yards on three receptions vs. Syracuse ... hauled in a 55-yard touchdown pass amidst his five receptions for 74 yards at Wake Forest ... became the first Clemson player to score three receiving touchdowns of 50 yards or more

in a single season since Scott in 2014 (four) ... caught five passes for 75 yards vs. No. 16 NC State ... gained 41 yards on one reception at Florida State ... caught two passes for 74 yards including a 59-yard bomb for a touchdown from Chase Brice vs. Louisville ... gained 19 yards on three receptions at No. 17 Boston College ... earned team offensive player-of-the-week honors for his four-catch, 76-yard performance with a touchdown vs. Duke ... gained 58 yards on three receptions vs. South Carolina ... caught two passes for a team-high 70 yards in ACC Championship Game against Pitt ... gained 148 yards on six receptions including second-quarter touchdown grabs of 52 and 42 yards against No. 3 Notre Dame in the Cotton Bowl ... his 137 yards in the opening two quarters set a first-half Cotton Bowl record, as did his 24.7-yard average for the game ... posted game highs in receptions (six) and receiving yards (153) and caught a 74-yard touchdown in the National Championship Game vs. No. 1 Alabama ... earned All-Bowl team honors from both AP and Rivals after combining for 12 catches, 301 yards and three touchdowns in two College Football Playoff games.

Before Clemson: No. 15 player in the nation by Rivals, No. 45 player by 247Sports and No. 74 player by ESPN ... No. 2 wide receiver in the nation by Rivals, No. 11 wide receiver by ESPN and No. 15 wide receiver by 247Sports ... No. 1 player in Alabama by ESPN and Rivals; became the first top-ranked player from Alabama to sign with Clemson, and was just second top-ranked player in Alabama who did not sign with Alabama since 2005 ... had 37 receptions for 730 yards and 13 touchdowns as a senior, leading his team to a 12-1 record and the state semifinals ... had 14 punt returns for 383 yards and two touchdowns as a senior ... AAAAAAA back-of-the-year, first-team all-state and finalist for Mr. Football as a senior ... played basketball at Central High School ... from the same school as former Tiger Marvin Sims, who was Clemson's second-leading rusher in 1978 and top rusher in 1979 ... coached by Jamey DuBose at Central High School ... recruited by Todd Bates and Jeff Scott.


Personal: Born Dec. 15, 1999 ... majoring in sports communication.

ROSS 2018 GAME-BY-GAME STATS

Date	Opponent	Snaps	Rec	Yds	Avg	TD	LG
9-1	Furman	17	2	16	8.0	1	15
9-8	at Texas A&M	1	0	0	---	0	---
9-15	Georgia Southern	23	3	103	34.3	1	57
9-22	at Georgia Tech	17	1	53	53.0	1	53
9-29	Syracuse	25	3	30	13.3	0	16
10-6	at Wake Forest	24	5	74	14.8	1	55
10-20	NC State	32	5	75	15.0	0	24
10-27	at Florida State	22	1	41	41.0	0	41
11-3	Louisville	25	2	74	37.0	1	59
11-10	at Boston College	22	3	19	6.3	0	15
11-17	Duke	20	4	76	19.0	1	41
11-24	South Carolina	30	3	58	19.3	0	26
12-1	Pittsburgh	22	2	70	35.0	0	38
12-29	Notre Dame	26	6	148	24.7	2	52
1-7	Alabama	37	6	153	25.5	1	74
Totals		343	46	1000	21.7	9	74

ROSS CAREER STATS

Year	G-S	Snaps	Rec	Yds	Avg	TD	LG
2018	15-0	343	46	1000	21.7	9	74



LOGAN RUDOLPH

DE • 6-2 • 240 • *SO. • 1VL
ROCK HILL, S.C.
NORTHWESTERN HS

TIGERS

Enters 2019 credited with 16 tackles (2.0 for loss) in 163 snaps over 16 career games.

2018: Credited with 13 tackles (1.0 for loss) in 141 snaps over 14 games ... posted one tackle each in the Furman, Georgia Southern and Syracuse games ... made two tackles at Georgia Tech ... contributed two tackles (one for loss) at Wake Forest ... added two

VETERAN BIOS

tackles vs. No. 16 NC State ... made a tackle vs. Duke ... recorded a season-high four tackles against Pitt.

2017: Had three tackles and a tackle for loss in 26 snaps over two games ... had two tackles and a tackle for loss in 12 snaps against Kent State on Sept. 2 ... suffered a shoulder injury during practice on Sept. 19, missed the rest of the season and received a medical redshirt.

Before Clemson: A top-200 prospect nationally according to Scout, which rated him No. 197 overall, seventh-best in the state of South Carolina and No. 14 in the nation at his position ... No. 4 player in the state and No. 22 at his position by 247 Sports ... No. 8 prospect in the state by ESPN ... No. 7 in the state by Rivals ... played just two games in 2016, he suffered a torn labrum in the second game of the year for Northwestern High School and was lost for the season ... had 11 tackles over the first two games as a starting defensive end ... in 2015 as a junior, helped Northwestern to a 14-1 record and state championship appearance ... had 60 tackles, including 24.5 for loss, 14.5 of which were sacks ... also had an interception, four caused fumbles and three fumble recoveries ... had four sacks against South Pointe and Nation Ford, his top two games of the year ... played for Kyle Richardson his first three years, Richardson is now a defensive analyst at Clemson ... as a junior on offense, he had eight catches for 110 yards and a score ... as a sophomore in 2014, had 20 receptions for 224 yards and a score ... as a freshman in 2013, had 22 catches for 168 yards and a score ... finished career with 50 catches for 502 yards and three scores ... committed to Clemson through a video while he was chopping wood on May 6, 2016 ... wore #4 at Northwestern ... played for David Pierce as a senior ... recruited by Jeff Scott and Brent Venables.

Personal: His brother, Mason, was the starting quarterback at Oklahoma State and was a member of the Pittsburgh Steelers ... majoring in communication ... born April 14, 1998.

RUDOLPH 2018 GAME-BY-GAME STATS

Date	Opponent	Snaps	Hit	Asst	Tot	TFL	Sacks	QP
9-1	Furman	15	0	1	1			
9-8	at Texas A&M	0	0	0	0			
9-15	Georgia Southern	9	0	0	0			
9-22	at Georgia Tech	12	1	1	2			
9-29	Syracuse	6	0	1	1			
10-6	at Wake Forest	17	1	1	2	1-1		
10-20	NC State	13	1	1	2			
10-27	at Florida State	19	0	0	0			
11-3	Louisville	18	0	0	0			
11-10	at Boston College	0	0	0	0			
11-17	Duke	9	1	0	1			
11-24	South Carolina	7	0	0	0			
12-1	Pittsburgh	12	1	3	4			
12-29	Notre Dame	4	0	0	0			
1-7	Alabama					DNP		
Totals		141	5	8	13	1-1	0-0	0

RUDOLPH CAREER STATS

Year	G-S	Snaps	Hit	Asst	Tot	TFL	Sacks	Int	QP	PBU	CF-RF
2017	2-0	26	3	0	3	1-1	0-0	0-0	0	0	0-0
2018	14-0	141	5	8	13	1-1	0-0	0-0	0	0	0-0
Totals	16-0	163	8	8	16	2-2	0-0	0-0	0	0	0-0



STEVEN SAWICKI

P/PK • 6-3 • 240 • *SR. • SQ
FAYETTEVILLE, N.C.
GRAY'S CREEK HS

TIGERS

Kicker who is in his second season in the program ... made three field goals in the Spring Game.

2018: Kicked off against Furman and Louisville.

Before Clemson: Transferred from North Carolina A&T, where he averaged 38.4 yards on 122 punts in 2015,16 ... played multiple sports in high school, football, soccer and basketball ... named first-team all-region and All-Cape Fear Valley Conference as a senior ... named Cape Fear Special Teams Player-of-the-Year.

Personal: Son of Steve and Amy Sawicki ... has three siblings, Erica, Lauren and Jordan ... born Sept. 3, 1997 ... majoring in civil engineering.

SAWICKI CAREER STATS

Year	G-S	11-29	30-39	40-49	50+	Total	HB	LG	PAT	Pts
2018	2-0	0-0	0-0	0-0	0-0	0-0	0	---	0-0	0



MARQUIS SEASE

OL • 5-11 • 275 • *SO. • SQ
SWANSEA, S.C.
SWANSEA HS

TIGERS

Offensive lineman who is in his second season in the program.

2018: Made Clemson debut vs. Louisville, playing five snaps in his lone appearance of the season.

Before Clemson: Lettered at Swansea High School.

Personal: Majoring in accounting ... born May 26, 1999.



ISAIAH SIMMONS

LB • 6-4 • 225 • *JR. • 2VL
OLATHE, KAN.
OLATHE NORTH HS

TIGERS

Athletic defender who moved from safety in 2017 to the starting nickel/sam linebacker spot in 2018 ... has 146 career tackles (12.5 for loss), 2.5 sacks, four forced fumbles and an interception (which he returned 27 yards for a touchdown) in 29 career games (14 starts) ... preseason first-team All-American by College Football News, Sporting News and Phil Steele ... preseason second-team All-American by Athlon and Lindy's.

2018: Credited with a team-high 97 tackles (9.5 for loss), seven pass breakups, three forced fumbles, 1.5 sacks and one interception (which he returned for a touchdown) in 790 snaps over 15 games (14 starts) ... also posted a team-high 11 special teams tackles prior to bowl season ... tied for the team lead with seven tackles in each of the team's first two contests vs. Furman and at Texas A&M ... collected five tackles, including one for loss against Georgia Southern ... made a season-high nine tackles, including one for loss, vs. Syracuse ... led the Tigers with a career-high 12 tackles vs. No. 16 NC State ... made two tackles, including one for loss, at Florida State ... scored a 27-yard pick-six on his first career interception amidst a four-tackle performance and a team special teams player-of-the-week selection vs. Louisville ... notched five tackles, including one for loss, at No. 17 Boston College ... added eight tackles vs. Duke ... credited with 11 tackles vs. South Carolina ... tied for team-lead with nine tackles against Pitt and recorded a sack-fumble recovered by Christian Wilkins that led to a Clemson one-play scoring drive ... recorded five tackles including a half-sack as well as two pass breakups as Clemson held No. 3 Notre Dame to three points in the Cotton Bowl ... contributed nine tackles including one for loss in National Championship Game vs. No. 1 Alabama.

2017: Had 49 tackles, three tackles for loss, a sack, five pass breakups and a caused fumble in 258 snaps over 14 games ... averaged a tackle every 6.1 snaps, first on the team (minimum 100 snaps) ... had five tackles in 21 snaps against Kent State on Sept. 2 ... had a team-high nine tackles in 52 snaps at No. 14 Louisville on Sept. 16 ... had three tackles, a tackle for loss and pass breakup in 14 snaps against Boston College on Sept. 23 ... had five tackles, a sack and two pass breakups in 22 snaps at No. 12 Virginia Tech on Sept. 30 ... had four tackles and a pass breakup in 21

snaps against Wake Forest on Oct. 7 ... had two tackles and a caused fumble in 24 snaps at Syracuse on Oct. 13; named team special teams player-of-the-game ... had seven tackles and a tackle for loss in 31 snaps against Georgia Tech on Oct. 28 ... had three tackles in 11 snaps at No. 20 NC State on Nov. 4 ... had three tackles in 19 snaps against The Citadel on Nov. 18 ... had four tackles in 23 snaps against No. 7 Miami (Fla.) in the ACC Championship Game on Dec. 2.

2016: Redshirted ... participated in the long jump with the Clemson track & field team in the spring.

Before Clemson: First-team all-state on both sides of the ball ... first-team all-state as a defensive back, but he had some great stats on offense as well ... had 92 tackles on defense and had 29 receptions for 994 yards and 13 touchdowns, an average of 34.3 yards per reception ... 2015 was his first year as a wide receiver on offense ... had 23 rushes for 148 yards and two scores ... also had a 98-yard kickoff return for a score, his only return of the year, and a fumble return for a score ... finished with 17 total touchdowns as a senior ... helped his team to a 10-2 record in 2015 ... coached by Chris McCartney ... also outstanding in track, he was state champion in the long jump in 2014 and 2015 with a career best of 23-8 ... chose Clemson over offers from Michigan, Nebraska, Missouri and Louisville ... recruited by Brent Venables.

Personal: Majoring in sports communication ... born July 26, 1998.

SIMMONS 2017 GAME-BY-GAME STATS

Date	Opponent	Snaps	Hit	Asst	Tot	TFL	Int	PBU
9-2	Kent State	21	4	1	5			
9-9	Auburn	0	0	0	0			
9-16	at Louisville	52	5	4	9			
9-23	Boston College	14	3	0	3	1-2	1	
9-30	at Virginia Tech	22	5	0	5	1-6	2	
10-7	Wake Forest	21	3	1	4		1	
10-13	at Syracuse	24	0	2	2			
10-28	Georgia Tech	31	3	4	7	1-1		
11-4	at NC State	11	0	3	3			
11-11	Florida State	6	1	0	1			
11-18	The Citadel	19	2	1	3			
11-25	at South Carolina	9	1	0	1		1	
12-2	Miami (Fla.)	23	3	1	4			
1-1	Alabama	5	2	0	2			
Totals		258	32	17	49	3-9	0-0	5

Note: Had a sack at Virginia Tech; had a caused fumble at Syracuse.

SIMMONS 2018 GAME-BY-GAME STATS

Date	Opponent	Snaps	Hit	Asst	Tot	TFL	Int	PBU
9-1	Furman	*35	6	1	7	0.5-2		
9-8	at Texas A&M	*70	5	2	7			2
9-15	Georgia Southern	*40	4	1	5	1-1		
9-22	at Georgia Tech	*30	2	0	2	1-6		
9-29	Syracuse	*61	8	1	9	1-3		
10-6	at Wake Forest	*43	2	0	2			
10-20	NC State	*56	11	1	12			
10-27	at Florida State	*44	1	1	2	1-5		
11-3	Louisville	*46	4	0	4		1-27	
11-10	at Boston College	*35	3	2	5	1-5		
11-17	Duke	*70	4	4	8			2
11-24	South Carolina	*66	8	3	11			
12-1	Pittsburgh	*51	6	3	9	2.5-7		
12-29	Notre Dame	*60	3	2	5	0.5-1		2
1-7	Alabama	*73	7	2	9	1-3		
Totals		780	74	23	97	9.5-33	1-27	7

Note: Had caused fumbles at Georgia Tech and Florida State and against Pittsburgh; had an interception return for a touchdown against Louisville; had a sack for one yard against Pittsburgh and a half-sack for one yard against Notre Dame.

SIMMONS CAREER STATS

Year	G-S	Snaps	Hit	Asst	Tot	TFL	Sacks	Int	QP	PBU	CF-RF
2017	14-0	258	32	17	49	3-9	1-6	0-0	0	5	1-0
2018	15-14	780	74	23	97	9.5-33	1.5-2	1-27	2	7	3-0
Totals	29-14	1038	106	40	146	12.5-42	2.5-8	1-27	2	12	4-0



JOHN SIMPSON

OG • 6-4 • 330 • SR. • 3VL
NORTH CHARLESTON, S.C.
FORT DORCHESTER HS

TIGERS

Offensive lineman who played both guard spots in 2017 before earning the starting role ... has played 1,318 snaps over 36 games (15 starts) in his career ... preseason

VETERAN BIOS

first-team All-American by Mel Kiper and Phil Steele ... preseason second-team All-American by Athlon and Street & Smith ... preseason third-team All-American by College Football News.

2018: Second-team AP All-ACC ... third-team All-ACC ... played 858 snaps over 15 games (all starts) ... played 49 snaps in helping the offense gain 531 yards of offense vs. Furman ... played 60 snaps and helped the offense gain 413 yards in a start at Texas A&M ... in 56 snaps, helped the offense gain 286 rushing yards and 309 passing yards in a start vs. Georgia Southern ... helped Clemson once again eclipse 200 yards both rushing and passing in a start at Georgia Tech, appearing in 42 snaps ... played 79 snaps in a start in a comeback win vs. Syracuse, helping power the Tigers on a 13-play, 94-yard game-winning drive ... played 51 snaps in helping Clemson accrue 698 yards and a school-record 11.8 yards per carry at Wake Forest, resulting in the entire offensive line earning team offensive player-of-the-game honors ... played 55 snaps in helping Clemson accrue 471 yards of offense against No. 16 NC State ... played 56 snaps in helping hand Florida State its worst home loss in program history ... played 33 snaps in helping Clemson set school records in yards per play (11.6) and yards per carry (13.3) vs. Louisville, resulting in the offensive line's second collective selection as offensive player-of-the-game ... played 71 snaps in Clemson's Atlantic Division-clinching win at No. 17 Boston College ... played 64 snaps as Clemson eclipsed 200 passing yards and 200 rushing yards vs. Duke ... played 64 snaps vs. South Carolina in helping guide Clemson to 744 total yards, the third-highest total in school history ... played 50 snaps in ACC Championship Game against Pitt ... played 67 snaps as Clemson passed for 327 yards and rushed for 211 yards vs. No. 3 Notre Dame in the Cotton Bowl ... played 61 snaps in National Championship Game victory vs. No. 1 Alabama.

2017: Had 11 knockdowns in 300 snaps over 12 games ... had a knockdown in 26 snaps against Kent State on Sept. 2 ... played 18 snaps at No. 14 Louisville on Sept. 16 ... had a team-high four knockdowns in 33 snaps against Boston College on Sept. 23; named team co-offensive player-of-the-game ... played 10 snaps at No. 12 Virginia Tech on Sept. 30 ... played 32 snaps against Wake Forest on Oct. 7 ... played 12 snaps at Syracuse on Oct. 13 ... had a knockdown in 20 snaps against Georgia Tech on Oct. 28 ... had a knockdown in 23 snaps at No. 20 NC State on Nov. 4 ... played 30 snaps against Florida State on Nov. 11 ... had a knockdown in 40 snaps against The Citadel on Nov. 18 ... had two knockdowns in 22 snaps at South Carolina on Nov. 25 ... had a knockdown in 34 snaps against No. 7 Miami (Fla.) in the ACC Championship Game on Dec. 2.

2016: Had four knockdown blocks in 160 snaps over nine games ... allowed just one sack ... played 10 snaps in the win over Troy ... graded 91 percent with two knockdown blocks in 32 snaps against SC State ... played 24 snaps at Boston College, registering an 88 percent grade ... played 33 snaps against Syracuse ... logged seven snaps in game against Pittsburgh ... graded 87 percent in 15 snaps at Wake Forest ... played 26 snaps against South Carolina before suffering a foot injury ... saw 10 snaps of action against Ohio State.

Before Clemson: Played in the U.S. Army All-American game ... No. 151 prospect in the country by 247 Sports ... No. 2 in South Carolina and No. 7 at his position by 247 Sports ... No. 183 overall prospect in the nation by Scout, who also listed him No. 13 at his position ... No. 232 overall, the second-best prospect in South Carolina and No. 14 at his position by ESPN ... No. 3 player in the state by Rivals ... state champion in wrestling as a junior ... coached by Steve LaPrad ... recruited by Tony Elliott and Robbie Caldwell.

Personal: Born Aug. 19, 1997 ... majoring in sociology.



JAMES SKALSKI

LB • 6-0 • 240 • *JR. • 3VL
SHARPSBURG, GA.
NORTHGATE HS

TIGERS

Enters 2019 with 61 tackles, 5.0 tackles for loss and 1.5 sacks in 220 snaps over 30 games (two starts) in his career.

2018: Played 38 snaps over four games while redshirting, recording 10 tackles (1.0 for loss) ... recorded six tackles, including one for loss, at Georgia Tech as starting linebacker Kendall Joseph missed the contest with an injury ... posted two tackles against Pitt ... added two tackles in National Championship Game vs. No. 1 Alabama.

2017: All-ACC Academic selection ... had 37 tackles, two tackles for loss, 0.5 sacks and two quarterback pressures in 174 snaps over 14 games (two starts) ... averaged a tackle every 6.7 snaps, third on the team (minimum 100 snaps) ... had three tackles and 0.5 tackles for loss in seven snaps at No. 14 Louisville on Sept. 16 ... had a tackle and kickoff against Wake Forest on Oct. 7 ... had two tackles in 11 snaps against Georgia Tech on Oct. 28; named team co-defensive player-of-the-game ... had three tackles in four snaps against Florida State on Nov. 11 ... had a team-high nine tackles and tackle for loss in 36 snaps against The Citadel on Nov. 18; was his first career start; named team defensive player-of-the-game ... had a team-tying-high six tackles in 36 snaps at South Carolina on Nov. 25 ... had three tackles and 0.5 sacks in 32 snaps against No. 7 Miami (Fla.) in the ACC Championship Game on Dec. 2 ... had three tackles in 25 snaps against No. 4 Alabama in the Sugar Bowl on Jan. 1.

2016: Produced 14 tackles in 20 snaps in 14 games ... more than half (eight) of his tackles came on special teams ... appeared in first collegiate game at Auburn, registering a tackle ... special teams player-of-the-game against Boston College, he had a tackle on kickoff coverage ... had four tackles, including two on special teams and one for loss, in nine active snaps against Syracuse ... tallied special teams stop at Wake Forest ... had two tackles on special teams in win over South Carolina ... assisted on a coverage tackle in the Fiesta Bowl win over Ohio State.

Before Clemson: Outstanding all-around athlete ... standout on the football field and the soccer field ... will leave Northgate High as the school's most decorated athlete ... named first-team all-state as a linebacker and second-team all-state as a punter ... Region 4-AAAAA Defensive Player-of-the-Year ... named the MVP of the Newnan area ... led the team in tackles with 170, 33 of which were tackles for loss ... had 11 sacks, three caused fumbles, two caused fumbles and an interception ... had a pair of defensive touchdowns as well ... handled the punts and had over a 40-yard average ... also handled kickoffs and was second-team all-region kicker as well ... also running back at times for Northgate team that finished 12-2, most wins in school history ... also a three-year starter in soccer ... actually played football and soccer at the same time during the fall of 2013 ... played his high school football for Tommy Walburn ... selected Clemson over offers from Louisville and South Carolina ... recruited by Mike Reed and Brent Venables.

Personal: Born Feb. 2, 1998 ... His sister, Brenna, played softball at Georgia State ... father played football for two years at Oklahoma ... majoring in communication.

SKALSKI 2016 GAME-BY-GAME STATS

Date	Opponent	Snaps	Hit	Asst	Tot	TFL	Sacks	QP
9-3	at Auburn	0	1	0	1			
9-10	Troy	0	0	0	0			
9-17	SC State	8	2	1	3	1-10	1-10	
9-22	at Georgia Tech	0	0	0	0			
10-1	Louisville	0	0	0	0			
10-7	at Boston College	3	3	0	3			
10-15	NC State				DNP			
10-29	at Florida State	0	0	0	0			
11-5	Syracuse	9	2	1	3	1-4		
11-12	Pittsburgh	0	0	0	0			
11-19	at Wake Forest	0	1	0	1			
11-26	South Carolina	0	0	2	2			
12-3	Virginia Tech	0	0	0	0			
12-31	Ohio State	0	0	1	1			
1-9	Alabama	0	0	0	0			
Totals		20	9	5	14	2-14	1-10	1

SKALSKI 2017 GAME-BY-GAME STATS


Date	Opponent	Snaps	Hit	Asst	Tot	TFL	Sacks	Int
9-2	Kent State	13	0	2	2			
9-9	Auburn	0	0	0	0			
9-16	at Louisville	7	2	1	3	0.5-2		
9-23	Boston College	5	1	1	2			
9-30	at Virginia Tech	3	0	1	1			
10-7	Wake Forest	0	1	0	1			
10-13	at Syracuse	0	0	0	0			
10-28	Georgia Tech	11	0	2	2			
11-4	at NC State	2	2	0	2			
11-11	Florida State	4	2	1	3			
11-18	The Citadel	*36	6	3	9	1-1		
11-25	at South Carolina	36	1	5	6			
12-2	Miami (Fla.)	*32	0	3	3	0.5-2	0.5-2	
1-1	Alabama	25	2	1	3			
Totals		174	17	20	37	2-5	0.5-2	0-0

SKALSKI 2018 GAME-BY-GAME STATS

Date	Opponent	Snaps	Hit	Asst	Tot	TFL	Sacks	QP
9-1	Furman				DNP			
9-8	at Texas A&M				DNP			
9-15	Georgia Southern				DNP			
9-22	at Georgia Tech	23	1	5	6	1-1		
9-29	Syracuse				DNP			
10-6	at Wake Forest				DNP			
10-20	NC State				DNP			
10-27	at Florida State				DNP			
11-3	Louisville				DNP			
11-10	at Boston College				DNP			
11-17	Duke				DNP			
11-24	South Carolina				DNP			
12-1	Pittsburgh	3	1	1	2			
12-29	Notre Dame	3	0	0	0			
1-7	Alabama	9	2	0	2			
Totals		38	4	6	10	1-1	0-0	0

SKALSKI CAREER STATS

Year	G-S	Snaps	Hit	Asst	Tot	TFL	Sacks	Int	QP	PBU	CF-RF
2016	14-0	20	9	5	14	2-14	1-10	0-0	1	0	0-0
2017	14-2	174	17	20	37	2-5	0.5-2	0-0	2	0	0-0
2018	4-0	38	4	6	10	1-1	0-0	0-0	0	0	0-0
Totals	30-2	220	30	31	61	5-20	1.5-12	0-0	3	0	0-0



CHAD SMITH

LB • 6-3 • 240 • *GR. • 3VL
STERLING, VA.
DOMINION HS

TIGERS

Key special teams contributor early in his career who has grown into a defensive role as his career has progressed ... enters 2019 credited with 74 tackles, 5.0 tackles for loss, 1.5 sacks, a pass breakup, a forced fumble and a recovered fumble in 280 snaps over 43 games in his career.

2018: Had 35 tackles (2.0 for loss), 1.0 sack and a fumble recovery in 127 snaps over 15 games ... recorded two tackles each in wins against Texas A&M, Georgia Southern, Georgia Tech and Wake Forest ... contributed four tackles, including one for loss, at Florida State ... posted five tackles including a sack vs. Louisville ... added three tackles vs. Duke ... contributed four tackles vs. South Carolina ... registered five tackles and a fumble recovery against Pitt ... added a tackle vs. No. 1 Alabama in the National Championship Game.

2017: Had 20 tackles, three tackles for loss, 0.5 sacks, three quarterback pressures, a pass breakup and caused fumble in 133 snaps over 13 games ... had five tackles and 0.5 tackles for loss in 13 snaps against Kent State on Sept. 2 ... had two tackles and a tackle for loss in 13 snaps against No. 13 Auburn on Sept.

VETERAN BIOS

9 ... had a tackle and 0.5 sacks in 15 snaps at No. 14 Louisville on Sept. 16 ... had a tackle for loss in 11 snaps at No. 12 Virginia Tech on Sept. 30 ... had two special teams tackles and a caused fumble against Georgia Tech on Oct. 28; named team co-special teams player-of-the-game ... had three tackles and a pass breakup in 39 snaps against Florida State on Nov. 11 ... had three tackles in 12 snaps against No. 7 Miami (Fla.) in the ACC Championship Game on Dec. 2; named team co-special teams player-of-the-game.

2016: Shared defensive special teams player-of-the-year honors with Tanner Muse ... produced 19 tackles in 20 snaps over 13 games ... matched Muse with a team-high 10 tackles on special teams ... had three tackles against SC State, including one on special teams ... named special teams player-of-the-game at Georgia Tech after recovering a fumbled punt return ... had three tackles, including two on special teams, in win over No. 3 Louisville ... posted six tackles in only eight snaps at Boston College, including one that came on kickoff coverage ... shared special teams player-of-the-game honors with Greg Huegel at Florida State, where he had two tackles on kickoff coverage ... posted special teams tackle against Pittsburgh ... blocked a punt at Wake Forest ... special teams player-of-the-game against South Carolina after posting three tackles in coverage ... assisted on a special teams tackle against Virginia Tech.

2015: Redshirted.

Before Clemson: Played in the U.S. Army All-American Bowl ... No. 56 player and No. 6 linebacker in the nation and No. 2 player in Virginia by Rivals.com ... No. 179 player and No. 14 linebacker in the nation and No. 9 player in Virginia by 247Sports.com ... top-300 player and No. 19 linebacker in the nation and No. 10 player in Virginia by ESPN ... participated in The Opening, where he was rated as the No. 3 athlete after competition with the other 161 players ... played linebacker, safety, tight end and wide receiver ... had 90 tackles (15 for loss) as a senior ... had 118 yards on 19 carries, 24 receptions for 44 yards and seven touchdowns as a senior ... had 72 tackles (13 for loss), six sacks, five interceptions and three blocked field goals as a junior ... added 757 rushing yards and 12 touchdowns ... two-time all-state, all-region and all-conference selection ... coached by Karl Buckwalter ... recruited by Brent Venables.

Personal: Graduated Aug. 10, 2018 with a degree in sports communication ... born April 16, 1996.

SMITH 2016 GAME-BY-GAME STATS

Date	Opponent	Snaps	Hit	Ast	Tot	TFL	Sacks	QB
9-3	at Auburn	0	0	0	0			
9-10	Troy	0	0	0	0			
9-17	SC State	5	2	1	3			
9-22	at Georgia Tech	0	0	0	0			
10-1	Louisville	2	3	0	3			
10-7	at Boston College	8	2	4	6			
10-15	NC State	1	0	0	0			
10-29	at Florida State	0	2	0	2			
11-5	Syracuse	2	0	0	0			
11-12	Pittsburgh	2	1	0	1			
11-19	at Wake Forest	0	0	0	0			
11-26	South Carolina	0	2	1	3			
12-3	Virginia Tech	0	0	1	1			
12-31	Ohio State	0	0	0	0			
1-9	Alabama	0	0	0	0			
Totals		20	11	8	19	0-0	0-0	0

SMITH 2017 GAME-BY-GAME STATS

Date	Opponent	Snaps	Hit	Ast	Tot	TFL	Sacks	Int
9-2	Kent State	13	5	0	5	0.5-0		
9-9	Auburn	13	1	1	2	1-1		
9-16	at Louisville	15	0	1	1	0.5-1	0.5-1	
9-23	Boston College	4	0	0	0			
9-30	at Virginia Tech	11	1	0	1	1-4		
10-7	Wake Forest	11	1	0	1			
10-13	at Syracuse	1	1	0	1			
10-28	Georgia Tech	0	1	1	2			
11-4	at NC State	7	0	0	0			
11-11	Florida State	39	3	0	3			
11-18	The Citadel	0	0	0	0			
11-25	at South Carolina					DNP		
12-2	Miami (Fla.)	12	2	1	3			
1-1	Alabama	7	0	1	1			
Totals		133	15	5	20	3-6	0.5-1	0-0

Note: Had a caused fumble against Georgia Tech.


SMITH 2018 GAME-BY-GAME STATS

Date	Opponent	Snaps	Hit	Ast	Tot	TFL	Sacks	Int
9-1	Furman	11	1	0	1			
9-8	at Texas A&M	0	1	1	2			
9-15	Georgia Southern	3	1	1	2			
9-22	at Georgia Tech	11	2	0	2			
9-29	Syracuse	0	0	0	0			
10-6	at Wake Forest	15	1	1	2			
10-20	NC State	5	1	1	2			
10-27	at Florida State	26	4	0	4	1-2		
11-3	Louisville	14	4	1	5	1-6	1-6	
11-10	at Boston College	0	1	1	2			
11-17	Duke	15	1	2	3			
11-24	South Carolina	12	0	4	4			
12-1	Pittsburgh	9	3	2	5			
12-29	Notre Dame	3	0	0	0			
1-7	Alabama	3	0	1	1			
Totals		127	20	15	35	2-8	1-6	0-0

Note: Had a recovered fumble against Pittsburgh.

SMITH CAREER STATS

Year	G-S	Snaps	Hit	Ast	Tot	TFL	Sacks	Int	QB	PBU	CF-RF
2016	15-0	20	11	8	19	0-0	0-0	0	0	0	0-0
2017	13-0	133	15	5	20	3-6	0.5-1	0-0	3	1	1-0
2018	15-0	127	20	15	35	2-8	1-6	0-0	3	0	0-1
Totals	43-0	280	46	28	74	5-14	1.5-7	0-0	6	1	1-1



BAYLON SPECTOR

LB • 6-1 • 225 • *SO. • 1VL
CALHOUN, GA.
CALHOUN HS

TIGERS

Played in 14 games in his first active season in 2018 after redshirting in 2017.

2018: Had eight tackles (1.0 for loss), a forced fumble and a recovered fumble in 62 snaps in 14 games ... forced and recovered a fumble in his collegiate debut vs. Furman ... posted one tackle vs. Georgia Southern and at Wake Forest ... made two tackles vs. Louisville ... added three tackles against Duke.

2017: Redshirted ... enrolled in January.

Before Clemson: Played all over the field, including linebacker and quarterback for Calhoun High School ... first-team AAA all-state in 2016 by the Atlanta Journal-Constitution ... helped Calhoun High to an 11-3 record and to the second round of the state playoffs ... led the defense with 78 tackles ... as a quarterback in 2016, rushed for 788 yards and 13 touchdowns and passed for 483 yards and three scores ... had 63 tackles as a junior in 2015 and added 19 receptions for 378 yards and two scores ... as a sophomore, completed 25-38 passes for 447 yards and six scores ... had 71 tackles and an interception ... threw a 40-yard touchdown pass on a double reverse for what proved to be the winning score in the state championship game victory and completed a 15-0 season ... played for Hal Lamb at Calhoun High ... his father, Robbie, was a wide receiver for the Tigers who lettered from 1988-90; Robbie played on Tiger teams that finished 10-2 all of those seasons, including the 1988 ACC Championship team ... committed to Clemson on Aug. 15, 2015 ... recruited by Brent Venables.

Personal: Majoring in marketing ... born Oct. 20, 1998.

BA. SPECTOR CAREER STATS

Year	G-S	Snaps	Hit	Ast	Tot	TFL	Sacks	Int	QB	PBU	CF-RF
2018	15-0	62	4	4	8	1-10	0-0	0-0	0	0	1-1



WILL SPIERS

P • 6-5 • 225 • *JR. • 2VL
CAMERON, S.C.
CALHOUN ACADEMY

TIGERS

Averaging 40.2 yards on 131 punts in 29 games (all starts).

2018: Averaged 39.7 yards on 64 punts with 19 downed inside the 20 and nine punts of 50 yards

or more in 15 games ... punted three times for an average of 40.7 yards with one downed inside the 20 at Georgia Tech ... had three of his four punts downed inside the 20 vs. Syracuse, earning team special teams player-of-the-week honors ... averaged 42.3 yards on six punts at Wake Forest ... punted four times with a 40.0-yard average against No. 16 NC State ... recorded season highs in punting average (44.6) and 50-yard punts (three) on seven punts vs. Duke ... had an ACC Championship-record 63-yard punt ... averaged 44.3 yards on three punts including a 51-yard punt following Clemson's opening drive to flip field position against No. 1 Alabama in the National Championship Game.

2017: All-ACC Academic selection ... had a 40.6-yard average and 37.7-yard net average on 67 punts in 14 games (14 starts) ... had 25 punts inside the 20 against four touchbacks and 12 punts of 50+ yards ... had a 49-yard punt against Kent State on Sept. 2 ... had a 42.7-yard average on six punts with four punts inside the 20 against No. 13 Auburn on Sept. 9; named team special teams player-of-the-game ... had a 51.8-yard average on four punts with three punts inside the 20 at No. 14 Louisville on Sept. 16; named ACC Specialist-of-the-Week; named team co-special teams player-of-the-game ... had a 48.2-yard average on six punts against Boston College on Sept. 23 ... had a 41.5-yard average on four punts with three inside the 20 and was 1-1 passing for five yards against Wake Forest on Oct. 7 ... had a 42.8-yard average on five punts with three inside the 20 at Syracuse on Oct. 13 ... had a 46-yard punt against The Citadel on Nov. 18 ... had a 44.3-yard average on three punts (all inside the 20) at South Carolina on Nov. 25; named team co-special teams player-of-the-game.

2016: Redshirted.

Before Clemson: Lettered at Calhoun Academy as a quarterback and punter.

Personal: Son of former two-sport athlete and Clemson Hall of Famer Bill Spiers, who was starting punter in 1986 and played 13 years in the majors; Bill returned to Clemson to receive his degree and is the senior special teams assistant with the Tiger football team ... his cousin, Carson Spiers, was an All-ACC relief pitcher at Clemson in 2019 ... majoring in construction sciences and management ... born Oct. 24, 1997.

SPIERS 2017 GAME-BY-GAME STATS

Date	Opponent	P	Yds	Avg	PR	Net	-20	50+
9-2	Kent State	*1	49	49.0	0-0	49.0	1	0
9-9	Auburn	*6	256	42.7	1-25	38.5	4	2
9-16	at Louisville	*4	207	51.8	1-3	51.0	3	2
9-23	Boston College	*6	289	48.2	3-53	39.3	0	3
9-30	at Virginia Tech	*7	265	37.9	4-55	30.0	1	2
10-7	Wake Forest	*4	166	41.5	2-4	40.5	3	1
10-13	at Syracuse	*5	214	42.8	1-5	41.8	3	1
10-28	Georgia Tech	*7	272	38.9	2-12	37.1	1	0
11-4	at NC State	*4	149	37.3	0-0	37.3	2	0
11-11	Florida State	*6	214	35.7	2-11	33.8	3	0
11-18	The Citadel	*1	46	46.0	0-0	46.0	0	0
11-25	at South Carolina	*3	133	44.3	1-(-3)	45.3	3	1
12-2	Miami (Fla.)	*6	188	31.3	0-0	31.3	3	1
1-1	Alabama	*7	275	39.3	3-30	35.0	0	0
Totals		67	2723	40.6	20-195	37.7	25	12

Note: Was 1-1 passing for five yards against Wake Forest.

SPIERS 2018 GAME-BY-GAME STATS

Date	Opponent	P	Yds	Avg	PR	Net	-20	50+
9-1	Furman	*2	67	33.5	0-0	33.5	0	0
9-8	at Texas A&M	*8	321	40.1	2-25	37.0	3	2
9-15	Georgia Southern	*1	32	32.0	0-0	32.0	0	0
9-22	at Georgia Tech	*3	122	40.7	1-1	40.3	1	0
9-29	Syracuse	*4	161	40.2	0-0	40.2	3	0
10-6	at Wake Forest	*6	254	42.3	4-19	39.2	2	1
10-20	NC State	*4	160	40.0	0-0	40.0	1	1
10-27	at Florida State	*5	187	37.4	2-(-6)	38.6	2	0
11-3	Louisville	*1	44	44.0	0-0	44.0	0	0
11-10	at Boston College	*6	224	37.3	2-70	25.7	1	0
11-17	Duke	*7	312	44.6	2-1	44.4	3	3
11-24	South Carolina	*2	74	37.0	0-0	37.0	0	0
12-1	Pittsburgh	*7	251	35.9	1-3	35.4	1	1
12-29	Notre Dame	*5	199	39.8	1-1	39.6	2	0
1-7	Alabama	*3	133	44.3	1-7	42.0	0	1
Totals		64	2541	39.7	16-121	37.8	19	9

SPIERS CAREER STATS

Year	G-S	P	Yds	Avg	-20	50+	TB	HB	LG	Net
2017	14-14	67	2723	40.6	25	12	4	0	64	37.7
2018	15-15	64	2541	39.7	19	9	4	0	63	37.8
Totals	29-29	131	5264	40.2	44	21	8	0	64	37.8

VETERAN BIOS



CADE STEWART

OL • 6-3 • 300 • *JR. • 2VL
SIX MILE, S.C.
DANIEL HS

TIGERS

Has played 363 snaps in 24 career games (one start).


2018: Played 265 snaps over 15 games (one start) ... played 23 snaps in season opener vs. Furman ... made first career start at Texas A&M, playing 34 snaps ... played seven snaps vs. Georgia Southern ... played 30 snaps at Georgia Tech ... played 29 snaps vs. Syracuse ... played 27 snaps in helping Clemson accrue 698 yards and a school-record 11.8 yards per carry at Wake Forest, resulting in the entire offensive line earning team offensive player-of-the-game honors ... played 12 snaps in helping Clemson accrue 471 yards of offense against No. 16 NC State ... played 44 snaps in helping Clemson hand Florida State its worst home loss in program history ... played 23 snaps in helping Clemson set school records in yards per play (11.6) and yards per carry (13.3) vs. Louisville, resulting in the offensive line's second collective selection as offensive player-of-the-game ... played five snaps in Clemson's Atlantic Division-clinching win at No. 17 Boston College ... played eight snaps as Clemson eclipsed 200 passing yards and 200 rushing yards vs. Duke ... played four snaps vs. South Carolina in helping guide Clemson to 744 total yards, the third-highest total in school history ... played eight snaps in ACC Championship Game against Pitt and seven snaps in Cotton Bowl vs. No. 3 Notre Dame ... played four snaps in National Championship Game victory vs. No. 1 Alabama.

2017: Played 98 snaps over nine games ... played 36 snaps against Kent State on Sept. 2 ... played five snaps at No. 14 Louisville on Sept. 16 ... played four snaps against Boston College on Sept. 23 ... played two snaps at No. 12 Virginia Tech on Sept. 30 ... played three snaps against Wake Forest on Oct. 7 ... played five snaps against Georgia Tech on Oct. 28 ... played 32 snaps against The Citadel on Nov. 18 ... played four snaps at South Carolina on Nov. 25 ... played seven snaps against No. 7 Miami (Fla.) in the ACC Championship Game on Dec. 2.

2016: Redshirted.

Before Clemson: Two-year starting lineman who helped Daniel High to 2014 state championship game ... rated No. 19 prospect in South Carolina by 247 Sports ... Shrine Bowl participant ... played for Randy Robinson ... recruited by Brent Venables.

Personal: Follows a long line of players from nearby Daniel High School to come to Clemson ... recent former Daniel High School players in the NFL who went through Clemson include DeAndre Hopkins, Jarvis Jenkins, DeShawn Williams and 2016 first-round draft pick Shaq Lawson ... majoring in construction science & management ... born Jan. 26, 1998.



DREW SWINNEY

WR • 5-8 • 175 • *FR. • RS
CLEMSON, S.C.
DANIEL HS

TIGERS

Original walk-on and son of head coach Dabo Swinney who appeared in four games in his redshirt season in 2018.

2018: Played 17 snaps in four games while redshirting ... made his debut vs. NC State ... also played vs. Louisville, Duke and No. 3 Notre Dame.


Before Clemson: Had 41 receptions for 494 yards and five touchdowns along with six carries for 47 yards

in his career ... had 30 receptions for 405 yards and three touchdowns as a senior ... had four punt returns for 32 yards as a senior ... all-region as a senior ... had two receiving touchdowns as a sophomore ... team's highest GPA award winner and won the Coach's Award ... Palmetto Fellow Scholar ... lettered on the Daniel High School golf team under Head Coach Robert Ricketts as a sophomore and junior, then played baseball as a senior ... coached by Jeff Fruster.

Personal: His father, Dabo Swinney, is Clemson's head coach ... his brother, Will, is a wide receiver on the Clemson football team ... born Jan. 23, 2000 ... majoring in pre-business.

D. SWINNEY CAREER STATS

Year	G-S	Snaps	Rec	Yds	Avg	TD	LG
2018	4-0	17	0	0	---	0	---



WILL SWINNEY

WR • 5-8 • 185 • JR. • 2VL
CLEMSON, S.C.
DANIEL HS

TIGERS

Original walk-on and son of head coach Dabo Swinney ... has been the team's starting holder since his debut season in 2017 ... enters 2019 having previously caught nine passes for 45 yards and a touchdown in 151 offensive snaps over 29 career games.

2018: Recorded seven catches for 30 yards and a touchdown in 111 snaps over 15 games while also serving as the holder in every contest ... caught a six-yard pass vs. Furman and a seven-yard pass vs. Georgia Southern ... had two receptions for seven yards, one from Chase Brice and one from Hunter Renfrow, at Wake Forest ... added another reception vs. No. 16 NC State ... scored his first career touchdown on an eight-yard pass from Chase Brice vs. Louisville ... caught a two-yard pass vs. No. 3 Notre Dame in the Cotton Bowl.

2017: Had two receptions for 15 yards in 40 snaps over 14 games ... had a reception at No. 14 Louisville on Sept. 16 ... had a 15-yard reception and special teams tackle against The Citadel on Nov. 18; named team co-special teams player-of-the-game.

Before Clemson: Top receiver for Daniel High School in Clemson, where he had 48 catches for 603 yards and six scores in 2016 ... led team in total receptions, yards and touchdowns ... had at least two receptions in every game in 2016 ... named all-region as a senior, he was team offensive MVP and one of the team captains ... had strong early-season game against rival Seneca with six receptions for 73 yards and a touchdown ... in win over Ninety Six, had career highs in receptions (7), yards (118) and touchdowns (2) ... had longest reception of the year on a 53-yard scoring catch against Wren ... had over 900 all-purpose yards including kick returns ... as a junior had 33 receptions for 420 yards and five touchdowns ... played four years of football, two years of basketball and four years of baseball ... played wide receiver, cornerback and various positions on special teams, including holder, at Daniel High School ... wore #16 at Daniel ... coached by Jeff Fruster.

Personal: Son of Tiger head coach Dabo Swinney; became the first son of a Clemson football head coach to play for the Tigers since 1963 (Jimmy Howard) ... his brother, Drew, is also a member of the Clemson football team ... born Aug. 19, 1998 ... majoring in marketing.

W. SWINNEY CAREER STATS

Year	G-S	Snaps	Rec	Yds	Avg	TD	LG	Car	Yds	TD	PR
2017	14-0	40	2	15	7.5	0	15	0	0	0	1-(-1)
2018	15-0	111	7	30	4.3	1	8	1	0	0	3-1
Totals	29-0	151	9	45	5.0	1	15	1	0	0	4-0



A.J. TERRELL

CB • 6-2 • 190 • JR. • 2VL
ATLANTA, GA.
WESTLAKE HS

TIGERS

Started all 15 games in his first year as a starter in 2018, scoring

the first points of the 2018 national championship game on a pick-six ... enters 2019 credited with 68 career tackles (3.0 for loss), seven pass breakups, four interceptions (returned for a total of 95 yards including a 44-yard touchdown) and two forced fumbles over 1,042 snaps in 29 games (15 starts) ... preseason second-team All-American by College Football News.

2018: Third-team All-ACC ... credited with 53 tackles (2.0 for loss), seven pass breakups, a team-high three interceptions and a forced fumble in 805 snaps over 15 games (all starts) ... credited with five tackles at Texas A&M ... notched three tackles and a pass breakup at Georgia Tech ... made three tackles and collected Clemson's first interception of the year vs. Syracuse, helping jumpstart the team's comeback victory ... earned team co-defensive player-of-the-week honors for his performance ... recorded four tackles and a pass breakup at Wake Forest, also earning team special teams player-of-the-week honors for his role in limiting the Deacons' dynamic return game ... collected two tackles and two pass breakups vs. No. 16 NC State ... added another two tackles at Florida State ... made one tackle vs. Louisville ... earned team defensive player-of-the-week honors at No. 17 Boston College for his five-tackle performance in helping hold the Eagles to only nine rushing yards and 113 total yards ... made a season-high seven tackles and recorded a pass breakup vs. Duke ... notched four tackles vs. South Carolina ... posted five tackles and returned an interception 31 yards to set up a one-play scoring drive in ACC Championship Game against Pitt ... recorded three tackles and a pass breakup as Clemson held No. 3 Notre Dame to three points in the Cotton Bowl ... posted a superlative performance in the National Championship Game vs. No. 1 Alabama, collecting a season-high eight tackles and opening the scoring with the first defensive touchdown in CFP National Championship Game history on a 44-yard interception return ... earned an All-Bowl Team selection from Rivals for his performance in the College Football Playoff.

2017: Had 15 tackles, a tackle for loss, an interception and six pass breakups in 237 snaps over 14 games ... had a tackle, his first career interception and a pass breakup in 25 snaps against Boston College on Sept. 23 ... had a tackle and two pass breakups in 28 snaps against Wake Forest on Oct. 7 ... had two special teams tackles against Georgia Tech on Oct. 28 ... had two tackles and a pass breakup in 25 snaps against Florida State on Nov. 11 ... had two tackles, a tackle for loss and pass breakup in 34 snaps against The Citadel on Nov. 18 ... had three tackles and a pass breakup in 24 snaps against No. 7 Miami (Fla.) in the ACC Championship Game on Dec. 2.

Before Clemson: Highest rated signee among the 2017 signing class by any service, he is No. 13 overall and a five-star prospect in the nation by Rivals ... played in the Under Armour All-American game in Orlando, Fla. ... No. 2 at his position and in the state of Georgia by Rivals ... rated No. 55 prospect in the nation by 247 Sports, sixth-best at his position and seventh-best in the state of Georgia ... rated No. 96 overall in the nation by Scout, which ranks him as the sixth-best player in the region and 10th-best at his position ... No. 106 prospect overall, No. 9 at his position and No. 15 in the state by ESPN ... played in the secondary and at quarterback and receiver as a senior, helping Westlake to an 11-4 record and semifinal appearance in the

VETERAN BIOS

state playoffs ... had two touchdown receptions and one rushing score against East Coweta in a 37-34 win as a senior ... committed to Clemson on Aug. 19, 2016 ... AAAAAAA Player-of-the-Year in Georgia by the Coaches Association ... played his senior year for Kareem Reid ... first-team all-state in 2016 by the Atlanta Journal-Constitution ... as a senior, had 53 tackles, 36 first hits and 17 assists ... added eight tackles for loss, two interceptions, and 13 passes broken up ... as a junior, had 55 tackles and two interceptions on defense ... also had team-best 16 passes defended ... scored eight touchdowns as a junior, five on receptions, one on a fumble return, one on an interception return and one on a kickoff return ... wore #8 in high school ... selected Clemson over Florida, Alabama and Georgia ... recruited by Mike Reed.

Personal: Born Sept. 23, 1998 ... majoring in sociology.

TERRELL 2017 GAME-BY-GAME STATS

Date	Opponent	Snaps	Hit	Asst	Tot	TFL	Int	PBU
9-2	Kent State	21	0	0	0			
9-9	Auburn	11	1	0	1			
9-16	at Louisville	28	1	0	1			
9-23	Boston College	25	1	0	1		1-0	1
9-30	at Virginia Tech	5	1	0	1			
10-7	Wake Forest	28	1	0	1			2
10-13	at Syracuse	15	1	0	1			
10-28	Georgia Tech	0	1	1	2			
11-4	at NC State	14	0	0	0			
11-11	Florida State	25	2	0	2			1
11-18	The Citadel	34	2	0	2		1-2	1
11-25	at South Carolina	0	0	0	0			
12-2	Miami (Fla.)	24	1	2	3			1
1-1	Alabama	7	0	0	0			
Totals		237	12	3	15	1-2	1-0	6

TERRELL 2018 GAME-BY-GAME STATS

Date	Opponent	Snaps	Hit	Asst	Tot	TFL	Int	PBU
9-1	Furman	*35	0	0	0			
9-8	at Texas A&M	*61	5	0	5			
9-15	Georgia Southern	*41	1	0	1			
9-22	at Georgia Tech	*46	3	0	3	1-5		1
9-29	Syracuse	*67	3	0	3		1-20	1
10-6	at Wake Forest	*59	3	1	4			1
10-20	NC State	*43	1	1	2			2
10-27	at Florida State	*36	2	0	2			
11-3	Louisville	*31	1	0	1			
11-10	at Boston College	*41	3	2	5	1-1		
11-17	Duke	*76	7	0	7			1
11-24	South Carolina	*70	3	1	4			
12-1	Pittsburgh	*61	3	2	5		1-31	
12-29	Notre Dame	*65	1	2	3			1
1-7	Alabama	*73	6	2	8	1-44		
Totals		805	42	11	53	2-6	3-95	7

Note: Had caused fumbles at Georgia Tech and against Alabama.

TERRELL CAREER STATS

Year	G-S	Snaps	Hit	Asst	Tot	TFL	Sacks	Int	QP	PBU	CF-RF
2017	14-0	237	12	3	15	1-2	0-0	1-0	0	6	0-0
2018	15-15	805	42	11	53	2-6	0-0	3-95	0	7	2-0
Totals	29-15	1042	54	14	68	3-8	0-0	4-95	0	13	2-0



XAVIER THOMAS

DE • 6-2 • 260 • SO. • 1VL
FLORENCE, S.C.
IMG (FLA.) ACADEMY

TIGERS

Explosive edge rusher who made an immediate impact as a reserve in 2018, earning near-unanimous freshman All-American acclaim ... has 43 tackles (10.5 for loss), 3.5 sacks and two pass breakups in 304 snaps over 15 games in his career ... preseason first-team All-American by Mel Kiper ... preseason second-team All-American by Athlon, College Football News, Lindy's, Sporting News and Phil Steele.

2018: Had 43 tackles (10.5 for loss), 3.5 sacks and two pass breakups in 304 snaps over 15 games ... first-team freshman All-America selection by USA Today, ESPN.com, The Athletic and 247Sports ... made debut with three tackles (including one for loss) against Furman ... recorded first career sack vs. Georgia Southern ... collected team co-special teams player-of-the-week honors against Georgia Tech after a devastating hit on the Yellow Jackets' only kickoff

return of the day ... helped seal a comeback win against Syracuse, recording a highlight-reel sack and applying pressure throughout Syracuse's final desperation drive ... recorded two tackles for loss among his four total tackles at Wake Forest ... made five tackles, including 2.5 for loss, in only 25 snaps vs. No. 16 NC State ... collected two tackles for loss with one sack among his three tackles at Florida State ... contributed four tackles at No. 17 Boston College ... registered three tackles and a pass breakup in ACC Championship Game against Pitt ... made two tackles including an assisted tackle for loss vs. No. 3 Notre Dame in the Cotton Bowl ... contributed three tackles including a half-sack in the National Championship Game vs. No. 1 Alabama.

Before Clemson: No. 3 player in the nation by 247Sports, No. 4 player by ESPN and No. 5 player by PrepStars and Rivals ... No. 1 defensive end in the nation by 247Sports, ESPN, PrepStars and Rivals ... No. 1 player in Florida by 247Sports, ESPN, PrepStars and Rivals ... Anthony Munoz National Lineman-of-the-Year ... U.S. Army All-American Game participant ... played at IMG (Fla.) Academy as a senior after playing three seasons at Wilson High School (Florence, S.C.) ... helped IMG Academy to a 9-0 record and No. 2 national ranking by MaxPreps as a senior ... USA Today National Defensive Player-of-the-Year finalist ... had 34 tackles and eight tackles for loss as a senior ... had 70 tackles, 13 tackles for loss and nine sacks as a sophomore ... had 568 yards and eight touchdowns on 59 carries as a sophomore ... had 59 tackles, 21 tackles for loss, eight sacks and 21 quarterback pressures as a freshman ... teammate of fellow Tiger signee Mike Jones Jr. ... coached by Kevin Wright at IMG Academy High School ... enrolled at Clemson in January 2018 ... recruited by Todd Bates, Danny Pearman and Brent Venables.

Personal: Born Dec. 20, 1999 ... majoring in criminal justice.

THOMAS 2018 GAME-BY-GAME STATS

Date	Opponent	Snaps	Hit	Asst	Tot	TFL	Sacks	QP
9-1	Furman	10	1	2	3	1-13		
9-8	at Texas A&M	5	0	0	0			
9-15	Georgia Southern	16	2	0	2	1-3	1-3	1
9-22	at Georgia Tech	23	4	0	4			
9-29	Syracuse	17	1	1	2	1-8	1-8	1
10-6	at Wake Forest	26	3	1	4	2-7		
10-20	NC State	24	4	1	5	2-5		
10-27	at Florida State	25	2	1	3	2-10	1-9	
11-3	Louisville	22	2	2	4			
11-10	at Boston College	21	1	3	4			
11-17	Duke	25	1	2	3			1
11-24	South Carolina	24	0	1	1			1
12-1	Pittsburgh	28	1	2	3			
12-29	Notre Dame	18	0	2	2	0-5-2		1
1-7	Alabama	20	2	1	3	0-5-2	0-5-2	1
Totals		304	24	19	43	10-5-52	3-5-22	6

Note: Had a caused fumble at Wake Forest.

THOMAS CAREER STATS

Year	G-S	Snaps	Hit	Asst	Tot	TFL	Sacks	Int	QP	PBU	CF-RF
2018	15-0	304	24	19	43	10-5-52	3-5-22	0-0	6	2	1-0



ELIJAH TURNER

S • 5-11 • 185 • *JR. • SQ
PICKENS, S.C.
SENECA HS

TIGERS

Played in two games in his first season at Clemson in 2018.

2018: Played in two games ... made Clemson debut vs. No. 16 NC State, playing five snaps ... appeared on special teams against Louisville.

Before Clemson: Played defensive back at Presbyterian College in 2016 and 2017 ... had 58 tackles (second most on the team), three tackles for loss and an interception in 11 games in 2017 ... played 10 games, mostly on special teams, in 2016 ... three-time all-region selection at Seneca High School ... North-South All-Star Game participant ... all-region baseball selection ... South Carolina Rotary Scholar and

member of the National Honor Society ... coached by his father, Brett Turner, at Seneca High School.

Personal: Majoring in communication ... born July 22, 1997.

E. TURNER CAREER STATS

Year	G-S	Snaps	Hit	Asst	Tot	TFL	Sacks	Int	QP	PBU	CF-RF
2018	3-0	5	1	0	1	0-0	0-0	0-0	0	0	0-0



NOLAN TURNER

S • 6-1 • 195 • *JR. • 2VL
VESTAVIA HILLS, ALA.
VESTAVIA HILLS HS

TIGERS

Enters 2019 credited with 58 tackles (3.5 for loss), four passes broken up, a sack and an interception he returned 24 yards in 435 snaps over 28 career games.

2018: Credited with 44 tackles (2.5 for loss), three pass breakups and an interception in 391 snaps over 15 games ... recorded two tackles in season opener against Furman ... added a tackle against both Georgia Southern and Georgia Tech ... contributed two tackles vs. Syracuse ... responsible for a season-high five tackles at Wake Forest ... recorded three tackles and a pass breakup in earning team co-defensive player-of-the-week honors vs. No. 16 NC State ... contributed five tackles and a pass breakup at Florida State ... collected a career-high eight tackles vs. Louisville ... made three tackles at No. 17 Boston College ... added a tackle vs. Duke ... made two tackles vs. South Carolina ... contributed five tackles against Pitt ... recorded his first career interception in the Cotton Bowl vs. No. 3 Notre Dame ... made four tackles in the National Championship Game against No. 1 Alabama, his father's alma mater.

2017: Had 14 tackles, a tackle for loss, sack and pass breakup in 44 snaps over 13 games ... had two tackles and a sack in seven snaps at No. 14 Louisville on Sept. 16 ... had two special teams tackles at No. 12 Virginia Tech on Sept. 30; named team special teams player-of-the-game ... had six tackles and a pass breakup in 27 snaps against The Citadel on Nov. 18 ... had two special teams tackles at South Carolina on Nov. 25; named team co-special teams player-of-the-game.

2016: Redshirted.

Before Clemson: Had 63 tackles and five interceptions as a safety as a senior ... also outstanding as a receiver, he caught four touchdown passes ... had a 63-yard touchdown reception in season opener ... had 10 tackles on defense and caught a touchdown pass in the second game of the 2015 season ... had pass deflection on last play of the game to clinch win over rival Hoover High ... had a touchdown reception in a state playoff victory as well ... helped his team to a 9-3 record and second round of the playoffs ... named honorable mention all-state as a defensive back by the Birmingham News ... played his high school football for Buddy Anderson ... also a member of the Vestavia Hills basketball team ... chose Clemson over offer from UAB ... recruited by Marion Hobby.

Personal: Born Nov. 29, 1997 ... his late father, Kevin, played football with Dabo Swinney at Alabama ... Kevin went on to play eight years in the NFL with New England and Philadelphia ... majoring in financial management.

VETERAN BIOS

N. TURNER 2017 GAME-BY-GAME STATS

Date	Opponent	Snaps	Hit	Asst	Tot	TFL	Int	PBU
9-2	Kent State	9	0	1	1			
9-9	Auburn	0	0	0	0			
9-16	at Louisville	7	2	0	2	1-1		
9-23	Boston College	0	0	0	0			
9-30	at Virginia Tech	0	2	0	2			
10-7	Wake Forest	0	1	0	1			
10-13	at Syracuse	1	0	0	0			
10-28	Georgia Tech					DNP		
11-4	at NC State	0	0	0	0			
11-11	Florida State	0	0	0	0			
11-18	The Citadel	27	2	4	6			1
11-25	at South Carolina	0	2	0	2			
12-2	Miami (Fla.)	0	0	0	0			
1-1	Alabama	0	0	0	0			
Totals		44	9	5	14	1-1	0-0	1

Note: Had a sack at Louisville.

N. TURNER 2017 GAME-BY-GAME STATS

Date	Opponent	Snaps	Hit	Asst	Tot	TFL	Int	PBU
9-1	Furman	27	1	1	2	1-4		
9-8	at Texas A&M	10	0	0	0			
9-15	Georgia Southern	14	0	1	1			
9-22	at Georgia Tech	29	1	0	1	1-1		
9-29	Syracuse	14	2	0	2			
10-6	at Wake Forest	41	4	1	5			
10-20	NC State	28	3	0	3			1
10-27	at Florida State	50	4	1	5			1
11-3	Louisville	41	7	1	8			
11-10	at Boston College	15	2	1	3	0.5-1		
11-17	Duke	23	0	1	1			
11-24	South Carolina	18	2	0	2			
12-1	Pittsburgh	31	2	3	5			
12-29	Notre Dame	24	1	1	2		1-24	1
1-7	Alabama	26	2	2	4			
Totals		391	31	13	44	2.5-6	1-24	3

N. TURNER CAREER STATS

Year	G-S	Snaps	Hit	Asst	Tot	TFL	Sacks	Int	QB	PBU	CF-RF
2017	13-0	44	9	5	14	1-1	1-1	0-0	0	1	0-0
2018	15-0	391	31	13	44	2.5-6	0-0	1-24	0	3	0-0
Totals	28-0	435	40	18	58	3.5-7	1-1	1-24	0	4	0-0



REGAN UPSHAW

LB • 5-11 • 235 • *JR. • 2VL
BRADENTON, FLA.
ALONSO HS

TIGERS

Original walk-on who enters 2019 credited with four tackles in 13 career games.

2018: Appeared in nine games ... credited with two tackles in eight snaps in the season opener against Furman ... played on special teams in an additional eight games.

2017: Had two tackles, both on special teams, in four games ... had two special teams tackles against The Citadel on Nov. 18.


2016: Did not appear in a game.

Before Clemson: Lettered at Alonso High School.

Personal: Father, Regan Upshaw, was the No. 12 overall selection of the 1996 NFL draft by the Tampa Bay Buccaneers and played nine seasons for five teams ... majoring in economics ... born Nov. 20, 1997.

UPSHAW CAREER STATS

Year	G-S	Snaps	Hit	Asst	Tot	TFL	Sacks	Int	QB	PBU	CF-RF
2017	4-0	0	2	0	2	0-0	0-0	0-0	0	0	0-0
2018	9-0	8	2	0	2	0-0	0-0	0-0	1	0	0-0
Totals	13-0	8	4	0	4	0-0	0-0	0-0	1	0	0-0



JAKE VENABLES

LB • 6-1 • 225 • *FR. • RS
CLEMSON, S.C.
DANIEL HS

TIGERS

Made two tackles in two games during his redshirt season in 2018.

2018: Credited with two tackles in six snaps over two games while redshirting ... made one tackle in his collegiate debut vs. No. 16 NC State ... added a tackle vs. Duke.

Before Clemson: No. 29 linebacker in the nation by 247Sports and No. 32 linebacker by Rivals ... No. 6 player in South Carolina by 247Sports and No. 7 player by Rivals ... Shrine Bowl selection ... all-region selection as a senior ... had 70 tackles, 22 tackles for loss and five sacks as a senior ... starter as a sophomore and junior ... played basketball as a junior ... coached by Jeff Fruster at Daniel High School ... recruited by Brent Venables.

Personal: His father, Brent Venables, is Clemson's defensive coordinator ... born Jan. 18, 2000 ... majoring in sports communication.

VENABLES CAREER STATS

Year	G-S	Snaps	Hit	Asst	Tot	TFL	Sacks	Int	QB	PBU	CF-RF
2018	3-0	6	1	1	2	0-0	0-0	0-0	0	0	0-0



BLAKE VINSON

OT • 6-4 • 295 • *SO. • 1VL
OCALA, FLA.
NORTH MARION HS

TIGERS

Enters 2019 having previously played 79 snaps in 11 games following a redshirt season in 2017.

2018: Played 79 snaps over 11 games ... played 11 snaps in collegiate debut vs. Furman ... played six snaps in games against Georgia Southern, Georgia Tech, Wake Forest and No. 16 NC State ... played 14 snaps in helping hand Florida State its worst home loss in program history ... played 20 snaps in helping Clemson set school records in yards per play (11.6) and yards per carry (13.3) vs. Louisville, resulting in the offensive line's second collective selection as offensive player-of-the-game ... played two snaps at No. 17 Boston College ... played three snaps vs. Duke ... played three plays against Pitt ... played two snaps against No. 1 Alabama in the National Championship Game.

2017: Redshirted.

Before Clemson: Rated as the No. 14 prospect in the region by Scout ... rated the No. 358 prospect in the nation by 247 sports, No. 35 at his position ... committed to Clemson on Jan. 31, 2016 ... one of the top players at The Open regional event in Charlotte in the summer of 2016, he then was chosen for "The Opening" in Oregon ... earned a lot of attention at the Charlotte event because he played all five offensive line positions ... one of three offensive linemen in the Tigers' 2017 class ... also considered Florida, Tennessee and Georgia ... team was 10-2 his junior year and reached the state playoffs ... played for Willie Offord as a senior ... team was 8-3 his sophomore year and reached the state playoffs ... wore #72 in high school ... recruited by Jeff Scott.

Personal: Majoring in economics ... born March 15, 1998.



K'VON WALLACE

S • 5-11 • 210 • SR. • 3VL
RICHMOND, VA.
HIGHLAND SPRINGS HS

TIGERS

Has 97 tackles (2.5 for loss), 12 pass breakups, three interceptions for 114 yards and two caused fumbles in 1,198 snaps over 44 games (21 starts) in his career; all three interceptions have been against NC State.

2018: Honorable mention All-ACC ... credited with 55 tackles (1.5 for loss), seven pass breakups, two forced fumbles and an interception in 661 snaps over 15 games (all starts) ... collected six tackles in season opener against Furman ... recorded seven tackles and

two pass breakups in addition to intercepting a last-minute two-point conversion attempt in a two-point win at Texas A&M ... added five tackles vs. Syracuse ... collected four tackles at Wake Forest ... broke up two passes and collected his third career interception against No. 16 NC State, his third interception in as many games against the Wolfpack ... returned the interception 46 yards to set up a Tiger score ... contributed three tackles and a pass breakup at Florida State ... collected two tackles vs. Louisville ... made four tackles at No. 17 Boston College ... added four tackles and a pass breakup vs. Duke ... contributed four tackles vs. South Carolina ... registered one tackle and a pass breakup against Pitt ... posted four tackles as Clemson held No. 3 Notre Dame to three points in the Cotton Bowl ... made five tackles in National Championship Game vs. No. 1 Alabama.

2017: All-ACC Academic selection ... had 36 tackles, an interception for 55 yards and four pass breakups in 428 snaps over 14 games (six starts) ... had four tackles in 70 snaps against No. 13 Auburn on Sept. 9 ... had two tackles and a pass breakup in 17 snaps at No. 14 Louisville on Sept. 16 ... had three tackles in 25 snaps at No. 12 Virginia Tech on Sept. 30 ... had four tackles in 23 snaps against Wake Forest on Oct. 7 ... had three tackles in 27 snaps at Syracuse on Oct. 13 ... had five tackles, a 55-yard interception return on the last play of the game and two pass breakups in 35 snaps at No. 20 NC State on Nov. 4 ... had four tackles in 20 snaps against The Citadel on Nov. 18 ... had two tackles and a pass breakup in 29 snaps against No. 7 Miami (Fla.) in the ACC Championship Game on Dec. 2 ... had four tackles in 55 snaps against No. 4 Alabama in the Sugar Bowl on Jan. 1.

2016: Had six tackles and an interception in 109 snaps over 15 games ... played 18 snaps against Troy, with a tackle and quarterback pressure ... saw 22 snaps the following week versus SC State ... notched 20 snaps against NC State and capitalized with first career interception, with a tackle for loss as well ... played 15 snaps at Florida State ... had a tackle in 14 snaps against Pittsburgh.

Before Clemson: First-team all-state selection on both sides of the football by Virginia High School Sports League ... named as a wide receiver and a defensive back ... showed his abilities on both sides of the ball in Virginia AAAAA State Championship Game when he had five receptions for 99 yards and two touchdowns on offense and an interception in the endzone on defense ... his team finished 14-1 and won the state championship, the first for his school since 1961 ... had 718 receiving and 376 rushing yards ... scored 14 total touchdowns ... did most of his rushing as a Wildcat quarterback ... in third game of the 2015 season, played the position for most of the game and completed 3-7 passes for 86 yards and a score, and had five rushes for 114 yards and a score leading team to 31-14 win over Meadowbrook ... in addition to all-state recognition, named all-metro ... No. 4 overall player in Richmond area by Richmond Times Dispatch ... team was ranked No. 43 in the nation and No. 1 in Virginia by Max Preps in 2015 ... as a junior, had 17 receptions for 450 yards (26.5 yards per catch) and four touchdowns on offense, 27 tackles and an interception on defense ... also contributed 13 rushes for 166 yards and two scores ... team finished 11-1 as a junior ... also outstanding in track, he competed in the New Balance National High School Championships in New York City in March 2015 ... his strong senior year on the gridiron led to offers from Clemson and Ohio State in late January ... played for head coach Loren Johnson ... selected Clemson over offers from Michigan State, Pittsburgh and Ohio State ... recruited by Mike Reed.

Personal: Born July 25, 1997 ... majoring in communication.

VETERAN BIOS

WALLACE 2017 GAME-BY-GAME STATS

Date	Opponent	Snap	Hit	Ass	Tot	TFL	Int	PBU
9-2	Kent State	31	1	1	2			
9-9	Auburn	*70	4	0	4			
9-16	at Louisville	17	1	1	2			1
9-23	Boston College	11	0	0	0			
9-30	at Virginia Tech	25	3	0	3			
10-7	Wake Forest	23	4	0	4			
10-13	at Syracuse	27	1	2	3			
10-28	Georgia Tech	0	0	0	0			
11-4	at NC State	35	4	1	5		1-55	2
11-11	Florida State	*53	2	0	2			
11-18	The Citadel	*20	2	2	4			
11-25	at South Carolina	*32	0	1	1			
12-2	Miami (Fla.)	*29	1	1	2			1
1-1	Alabama	*55	3	1	4			
Totals		428	26	10	36	0-0	1-55	4


WALLACE 2018 GAME-BY-GAME STATS

Date	Opponent	Snap	Hit	Ass	Tot	TFL	Int	PBU
9-1	Furman	*30	5	1	6			
9-8	at Texas A&M	*66	7	0	7			2
9-15	Georgia Southern	*37	1	0	1			
9-22	at Georgia Tech	*36	2	0	2			
9-29	Syracuse	*69	3	2	5		1-3	
10-6	at Wake Forest	*35	4	0	4			
10-20	NC State	*39	2	1	3		1-46	2
10-27	at Florida State	*37	3	0	3		0.5-2	1
11-3	Louisville	*33	2	0	2			
11-10	at Boston College	*42	4	0	4			
11-17	Duke	*54	4	0	4			1
11-24	South Carolina	*31	4	0	4			
12-1	Pittsburgh	*44	1	0	1			1
12-29	Notre Dame	*52	4	0	4			
1-7	Alabama	*56	5	0	5			
Totals		661	51	4	55	1.5-5	1-46	7

Note: Had two caused fumbles at Texas A&M.

WALLACE CAREER STATS

Year	G-S	Snap	Hit	Ass	Tot	TFL	Sacks	Int	QP	PBU	CF-RF
2016	15-0	109	4	2	6	1-1	0-0	1-13	0	1	0-0
2017	14-6	428	26	10	36	0-0	0-0	1-55	0	4	0-0
2018	15-15	661	51	4	55	1.5-5	0-0	1-46	1	7	2-0
Totals	44-21	1198	81	16	97	2.5-6	0-0	3-114	1	12	2-0



TRISTAN WALLISER

DE • 6-3 • 225 • *JR. • SQ
CLOVER, S.C.
CLOVER HS

TIGERS

Reserve defensive end who is in his second season in the program.

2018: Did not appear in game action.

Before Clemson: Lettered at Clover High School.

Personal: Majoring in financial management ... born Aug. 29, 1998.



GARRETT WILLIAMS

TE • 6-2 • 235 • *GR. • 3VL
ORLANDO, FLA.
THE FIRST ACADEMY

TIGERS

Impact contributor as a blocker on offense and as a member of

several special-teams units, but sat out in 2017 due to injury ... completed 2018 with three receptions for 23 yards plus a two-yard rushing touchdown in 685 snaps over 44 games (14 starts) in his career.

2018: Contributed at H-Back in 433 snaps over 14 games (13 starts), rushing for a two-yard touchdown and catching a pass for four yards ... caught first pass of the season at Wake Forest, gaining four yards ... recorded his first career touchdown on a two-yard touchdown run from the fullback position at Florida State, scoring in the same stadium and on the same play as his father, former Seminole fullback Dayne Williams.

2017: Redshirted.

2016: Tallied one reception in 150 snaps over 15 games (one start) ... snagged first career reception against SC State, a 13-yard catch ... logged 14 snaps against Georgia Tech ... notched a tackle on kickoff coverage and played 12 snaps at Boston College ... played 17 snaps offensively in win over Syracuse ...

plays 10 snaps at Wake Forest ... played 14 snaps versus South Carolina ... had eight-yard reception in the Fiesta Bowl win over Ohio State.

2015: Logged five tackles on special teams and appeared in all 15 games ... had 96 snaps to his credit, and appeared on offense in 14 of the 15 games ... major reason the Tiger rushing attack averaged over 200 yards per game ... saw 14 snaps in his first career game against Wofford, while also playing special teams ... notched first career tackle in the Appalachian State contest ... posted special teams tackle against Notre Dame ... notched two special teams tackles in win over Georgia Tech ... played 11 snaps offensively at Miami ... notched a tackle on kickoff coverage against Oklahoma ... had key block on Wayne Gallman's touchdown run in the National Championship Game against Alabama.

Before Clemson: No. 111 player in the nation and No. 18 player in Florida by Rivals ... No. 117 player in the nation by ESPN ... No. 186 player in the nation and No. 4 tight end by 247Sports.com ... coached by Leroy Kinard ... recruited by Danny Pearman and Jeff Scott.

Personal: His father, Dayne Williams, played for Florida State against Clemson in the famous 1988 "Puntrookie Game;" Dayne took the snap from center on the play, put the ball between the legs of the upback, Leroy Butler, who then raced down the sideline ... earned his degree in economics in December 2018 ... born Jan. 26, 1996.

GA. WILLIAMS CAREER STATS

Year	G-S	Snap	Rec	Yds	Avg	TD	LG
2015	15-0	102	0	0	--	0	--
2016	15-1	150	2	19	7.5	0	13
2018	14-13	433	1	4	4.0	0	4
Totals	44-14	685	3	23	7.7	0	13



JORDAN WILLIAMS

DT • 6-4 • 305 • *SO. • 1VL
VIRGINIA BEACH, VA.
FRANK W. COX HS

TIGERS

Enters 2019 following a redshirt

freshman campaign in 2018 in which he recorded 13 tackles (3.0 for loss), 1.5 sacks and a forced fumble in 147 snaps over 12 games.

2018: Credited with 13 tackles (3.0 for loss), 1.5 sacks and a forced fumble in 147 snaps over 12 games ... made three tackles vs. Furman prior to exiting with an injury ... returned to action vs. Syracuse ... collected five tackles at Wake Forest ... in 21 snaps at Florida State, recorded two tackles, including 1.5 tackles for loss and a sack ... made two tackles vs. Louisville ... contributed a tackle as Clemson held No. 3 Notre Dame to three points in the Cotton Bowl.

2017: Redshirted.

Before Clemson: Rated the No. 135 overall prospect, No. 4 player in the state of Virginia and No. 4 outside linebacker in the nation by Rivals ... played in the US Army All-American game ... rated the No. 176 prospect by 247 Sports ... No. 5 in the state and No. 13 at his position as well ... No. 254 nationally and No. 8 in the state by ESPN ... No. 5 prospect in the region by Scout ... helped Cox High School and coach Bill Stachelski to a 9-3 record and state playoff berth in 2016 ... had 50 tackles, including 17 for loss, three pass defended, two caused fumbles and three fumble recoveries as a senior ... also had a touchdown on a recovery ... first-team all-state at the highest level of high school football in Virginia ... as a junior, had 39 tackles, including 12.5 for loss, including five sacks ... had two interceptions, seven passes broken up, one caused fumble and two fumble recoveries ... wore #59 at Cox High School ... recruited by Brent Venables.

Personal: Born Feb. 12, 1999 ... majoring in communication.

J. WILLIAMS 2018 GAME-BY-GAME STATS

Date	Opponent	Snap	Hit	Ass	Tot	TFL	Sacks	QP
9-1	Furman	11	3	0	3	1.5-4	0.5-4	
9-8	at Texas A&M					DNP		
9-15	Georgia Southern					DNP		
9-22	at Georgia Tech					DNP		
9-29	Syracuse	2	0	0	0			
10-6	at Wake Forest	38	2	3	5			1
10-20	NC State	16	0	0	0			
10-27	at Florida State	21	2	0	2	1.5-8	1-7	
11-3	Louisville	17	0	2	2			
11-10	at Boston College	5	0	0	0			
11-17	Duke	9	0	0	0			
11-24	South Carolina	9	0	0	0			
12-1	Pittsburgh	4	0	0	0			
12-29	Notre Dame	11	1	0	1			
1-7	Alabama	4	0	0	0			
Totals		147	8	5	13	3-12	1.5-11	1

Note: Had a caused fumble against Furman.

J. WILLIAMS CAREER STATS

Year	G-S	Snap	Hit	Ass	Tot	TFL	Sacks	Int	QP	PBU	CF-RF
2018	12-0	147	8	5	13	3-12	1.5-11	0-0	1	0	1-0



LEANTHONY WILLIAMS

CB • 5-11 • 180 • *SO. • 1VL
ATLANTA, GA.
WESTLAKE HS

TIGERS

Enters 2019 credited with eight tackles in 73 snaps over seven

career games.

2018: Credited with eight tackles in 73 snaps over seven games ... made three tackles in season opener vs. Furman and one tackle at Georgia Tech ... posted three tackles in eight snaps vs. NC State ... added one tackle in eight snaps at Florida State.

2017: Redshirted.

Before Clemson: Consensus top-250 prospect nationally ... highest ratings come from Rivals, which lists him as the No. 111 overall prospect in the nation, No. 11 in the state of Georgia and No. 11 at his position ... rated No. 204 by 247 Sports ... No. 272 overall and No. 9 in the region by Scout ... rated No. 212 overall, No. 27 in the state and No. 20 at his position by ESPN ... helped Roswell High to Georgia AAAAAAA championship game, where it lost in overtime to Grayson High School and fellow signee Chase Brice ... had 42 tackles, five interceptions, five passes broken up and a fumble recovery as a senior in 2016 ... had 10 tackles in season opener against Buford ... team finished No. 8 in the nation in the USA Today Top 25 after a second straight 14-1 season ... his high school program was 28-2 his last two years ... Roswell reached the championship game in 2015 as well when Williams was also a starting cornerback ... played for John Ford ... high school teammate of current Clemson linebacker Tre Lamar ... committed to Clemson on Feb. 22, 2016 ... narrowed his college choices to Clemson, Notre Dame, Georgia, Tennessee and Florida ... recruited by Mike Reed and Tony Elliott.

Personal: Born Nov. 4, 1998 ... majoring in parks, recreation and tourism management.

L. WILLIAMS 2018 GAME-BY-GAME STATS

Date	Opponent	Snap	Hit	Ass	Tot	TFL	Int	PBU
9-1	Furman	18	2	1	3			
9-8	at Texas A&M					DNP		
9-15	Georgia Southern	4	0	0	0			
9-22	at Georgia Tech	16	1	0	1			
9-29	Syracuse					DNP		
10-6	at Wake Forest	7	0	0	0			
10-20	NC State	8	3	0	3			
10-27	at Florida State	8	0	1	1			
11-3	Louisville	12	0	0	0			
11-10	at Boston College					DNP		
11-17	Duke					DNP		
11-24	South Carolina					DNP		
12-1	Pittsburgh					DNP		
12-29	Notre Dame					DNP		
1-7	Alabama					DNP		
Totals		73	6	2	8	0-0	0-0	0

L. WILLIAMS CAREER STATS

Year	G-S	Snap	Hit	Ass	Tot	TFL	Sacks	Int	QP	PBU	CF-RF
2018	7-0	73	6	2	8	0-0	0-0	0-0	0	0	0-0

ROOKIE BIOS



DAVIS ALLEN

TE • 6-5 • 220 • FR. • HS
CALHOUN, GA.
CALHOUN HS

TIGERS

84

Had a strong senior season as a tight end at Calhoun High School ... Region 6 AAA Defensive Player-of-the-Year ... first-team all-region selection on offense and defense ... first-team Chattanooga All-Area ... county defensive player-of-the-year ... played his high school football at Calhoun High School for Hal Lamb ... teammate of 2019 Tiger signee Brannon Spector at Calhoun High School ... Clemson recruiters were Brandon Streeter and Danny Pearman ... committed to Clemson on June 10, 2018 ... enrolled at Clemson in the summer of 2019.



LaVONTA BENTLEY

LB • 6-1 • 215 • FR. • HS
BIRMINGHAM, ALA.
P.D. JACKSON-OLIN HS

TIGERS

42

Ranked as the No. 119 overall player in the nation by PrepStar ... rated as the No. 179 overall player by Rivals.com, who also sees him as the 11th-best inside linebacker and eighth-best player from Alabama ... four-star by PrepStar, ESPN and Rivals ... ESPN rated him as the No. 285 overall player in the nation, the eighth-best inside linebacker and 11th-best player in Alabama ... had strong senior year with 118 tackles, 16 tackles for loss, 5.5 sacks, four passes broken up ... ranked as No. 6 player in Alabama by AL.com ... lineman-of-the-year by the Birmingham Quarterback Club ... named defensive player-of-the-year in Birmingham ... Played high school football at Jackson-Olin High for coach Tim Vakakes ... Clemson recruiter was Todd Bates ... committed to Clemson on July 27, 2018 ... enrolled at Clemson in the summer of 2019.



KALEB BOATENG

OL • 6-5 • 305 • FR. • HS
FORT LAUDERDALE, FLA.
FORT LAUDERDALE HS

TIGERS

50

One of the top offensive linemen in Broward County, Fla., who helped Fort Lauderdale High to breakout 2018 season as athletic offensive tackle ... had 49 knockdown blocks to lead the offensive line ... team finished with a 9-3 record, most wins for the program since 1974 ... two of the three losses were to St. Thomas Aquinas, one of the top-10 teams in the nation by USA Today ... had 38 offers before selecting Clemson ... made first-team All-Broward County in 2018 after starting every game ... No. 3 offensive lineman in Broward County entering 2018 ... as a junior, he had 38 pancake blocks to lead the team ... second-team All-Broward County ... had 18 pancake blocks as a sophomore for the Flying L's ... played four years and started on the offensive line three years ... has 80-inch wingspan ... recruited by Brent Venables ... played at Fort Lauderdale High for Richard Dunbar ... committed to Clemson on Dec. 19, 2018 ... enrolled at Clemson in January 2019 ... born June 26, 2001 ... pre-business major.



ANDREW BOOTH JR.

DB • 6-1 • 180 • FR. • HS
DACULA, GA.
ARCHER HS

TIGERS

23

Five-star cornerback who was ranked among the top 50 players in the nation by every service ... ranked as No. 14 overall player in the nation by Rivals.com, the highest-ranked Clemson signee in this class by that service ... also ranked as the second-best player in the state and the second-best cornerback in the nation ... ranked as the No. 27 overall player in the nation by Tom Lemming ... rated as the No. 34 overall player in the nation by ESPN.com, who also have Booth as the third-best cornerback in the nation and sixth-best player in Georgia ... ranked No. 32 overall player and third-best cornerback by PrepStar ... ranked No. 42 overall player, second-best cornerback and sixth-best player in Georgia by 247Sports ... three-year starter who had 162 career tackles, including 131 solo ... had 13 interceptions, 44 passes defended, four caused fumbles and a blocked field goal ... on offense, had 22 receptions for 557 yards and four touchdowns ... also had three punt return touchdowns over his career ... as a junior, was all-state, all-region, all-county first team ... as a senior in 2018, was region specialist-of-the-year, and county defensive back-of-the-year ... 2018 team captain ... selected to play in Under Armour All-American game ... played for Andy Dyer ... Clemson recruiters were Mickey Conn and Mike Reed ... committed to Clemson on July 30, 2018 ... enrolled at Clemson in the summer of 2019.



LOGAN CASH

DL • 6-3 • 255 • FR. • HS
WINDER, GA.
WINDER-BARROW HS

TIGERS

98

No. 238 player in the nation by 247 Sports ... led the state in sacks in 2017 with 23.5 ... had 40 tackles for loss among his 101 tackles ... starter for his final three seasons and was all-region three times ... all-state in 2017 ... career leader at Winder-Barrow High School in sacks with 42.5 ... recorded 204 total tackles in his career at Winder-Barrow High School ... in 2018, played just seven games, but had 40 tackles, including 13 tackles for loss and five sacks ... had nine tackles and five tackles for loss against Flowery Branch ... had 101 tackles as a junior ... had 10 tackles and five sacks against Habersham Central ... his high school coach, Ed Dudley, said, "Logan is one of the best young men I have had the opportunity to coach in the past 35 years. His enthusiasm, energy, and passion for the game are unmatched." ... Clemson recruiter was Mickey Conn ... committed to Clemson on June 21, 2018 ... enrolled at Clemson in January 2019 ... born Nov. 4, 2000 ... majoring in pre-business.



JOSEPH CHARLESTON

DB • 6-2 • 190 • FR. • HS
MILTON, GA.
MILTON HS

TIGERS

18

Had a team-high eight tackles in the Spring Game ... national top-150 player ... No. 125 overall player by 247Sports, where he was listed as No. 13 safety nationally and No.

14 overall player in Georgia ... ranked No. 155 overall player by Rivals.com, listed as the 15th-best safety and 15th-best overall player from Georgia ... ESPN.com had Charleston as a top 300 player, 14th-best safety and 30th-best player in Georgia ... had team-best 83 tackles, nine tackles for loss, two caused fumbles, a fumble return of 46 yards and two interceptions as a senior ... had 12 tackles against Roswell and 10 against South Gwinnett ... helped his team to AAAAAAA state championship, a first for the Milton High program ... played his high school football for Adam Clack ... primary Clemson recruiter was Mickey Conn ... committed to Clemson on Oct. 10, 2017, as he was the first player in Clemson's signing class to commit to the Tigers ... enrolled at Clemson in January 2019 ... born April 13, 2001 ... pre-business major.



BRYTON CONSTANTIN

LB • 6-2 • 220 • FR. • HS
BATON ROUGE, LA.
UNIVERSITY LABORATORY SCHOOL

TIGERS

21

Unanimous four-star linebacker who joins Travis Etienne as Louisiana natives on the Clemson's roster for 2019 ... top-250 player according to Rivals.com, who listed him as the No. 206 overall player, 14th-best inside linebacker and ninth-best player in Louisiana ... ranked as fifth-best inside linebacker in the nation by ESPN, who see him as No. 129 overall player in the nation and seventh-best player from Louisiana ... ranked No. 209 in the nation by 247Sports, he was the sixth-best inside linebacker and seventh-best player from Louisiana in their ratings ... attended The Opening in summer of 2018 ... helped University Lab to state championships in 2017 and 2018 ... had 104 tackles, including 23 tackles for loss and six sacks in 2017 ... also had two caused fumbles and a pick-six ... All-Metro MVP and 3A all-state ... in 2018, helped team to 13-0 record and state title ... also played high school basketball ... wore #21 in high school ... high school teammate of Alabama linebacker Dylan Moses ... played in the World Bowl in Mexico on December 22, then, played in Under Armour All-American game ... played his high school football at University Lab School for Chad Mahaffey ... father, Tony Harris, played college basketball at University of New Orleans, then in NBA with 76ers and Celtics ... Clemson recruiter was Brent Venables ... committed to Clemson on April 13, 2018 ... enrolled at Clemson in the summer of 2019.



DAVID COTE

LB • 6-0 • 190 • FR. • HS
SIX MILE, S.C.
DANIEL HS

TIGERS

48

Lettered at Daniel High School ... brother of former Tiger Kyle Cote and current Tiger Peter Cote.



MAC CRANFORD

OL • 6-2 • 260 • FR. • HS
HARTSVILLE, S.C.
HARTSVILLE HS

TIGERS

60

Lettered at Hartsville High School ... enrolled at Clemson in the summer of 2019.

ROOKIE BIOS



TYLER DAVIS

DL • 6-1 • 290 • FR. • HS
APOPKA, FLA.
WEKIVA HS

TIGERS

Rated as No. 58 overall player in the nation by ESPN and No.

74 by Tom Lemming ... unanimous four-star player ... ESPN listed him as No. 7 defensive tackle in the nation and sixth-best overall player in Florida ... Rivals.com listed him as 12th-best defensive tackle in the nation ... national top 300 player according to 247 Sports, where he ranked as the No. 209 player in the nation as well as the 12th-best defensive tackle in the nation and 24th-best player in Florida ... had 34 tackles, including 14 tackles for loss and six sacks in 2018 ... had best game against West Orange when he had eight tackles, four tackles for loss and three sacks ... had an interception in 2018 as well ... helped team to 11-2 record and a top 10 ranking in the state of Florida ... played his high school football at Wekiva High School for Rich Bedesem ... Clemson recruiter was Todd Bates ... did not commit to the Tigers until signing day, Dec. 19, 2018 ... enrolled at Clemson in January 2019 ... born Nov. 1, 2000 ... pre-business major.



MICHEL DUKES

RB • 5-11 • 190 • FR. • HS
CHARLESTON, S.C.
FIRST BAPTIST SCHOOL

TIGERS

Ranked by 247Sports as one of the top 50 running backs in the

nation and as the No. 13 player at any position in South Carolina ... rated by Rivals.com as the No. 21 player in the state ... considered the No. 17 player in South Carolina by ESPN.com ... PrepStar All-Atlantic Region selection ... concluded prep career with 685 carries for 8,762 rushing yards and 117 rushing touchdowns as well as 34 receptions for 743 yards and nine receiving touchdowns ... led his team to an 11-2 record and a state runner-up finish as a senior in 2018 in the school's first season in AAA ... rushed 188 times for 2,030 yards with 29 rushing touchdowns and caught 11 passes for 136 yards with two receiving touchdowns in 2018 ... won Lonnie Robinson Memorial Award as SCISA Player-of-the-Year and shared All-Lowcountry Player-of-the-Year honors ... notched 335 rushing yards in his penultimate high school game, a win over Porter-Gaud in the SCISA AAA semifinals ... helped team to SCISA AA titles in 2016 and 2017 ... played his high school football at First Baptist School for coach Johnny Waters ... primary Clemson recruiter was Tony Elliott ... enrolled at Clemson in the summer of 2019.



HAMPTON EARLE

WR • 5-11 • 185 • FR. • HS
CLEMSON, S.C.
DANIEL HS

TIGERS

Lettered at Daniel High School ... enrolled at Clemson in the summer of 2019.



NICK EDDIS

DL • 6-2 • 250 • *SO. • HS
LAWRENCE, KAN.
LAWRENCE FREE STATE HS

TIGERS

Lettered at Lawrence Free State High School ... enrolled at Clemson in the summer of 2019.



HAMP GREENE

WR • 5-10 • 165 • FR. • HS
BIRMINGHAM, ALA.
MOUNTAIN BROOK HS

TIGERS

Lettered at Mountain Brook High School ... enrolled at Clemson in the summer of 2019.



JAKE HERBSTREIT

DB • 6-0 • 175 • FR. • HS
NASHVILLE, TENN.
MONTGOMERY BELL ACADEMY

TIGERS

Lettered at Montgomery Bell Academy ... enrolled at Clemson in the summer of 2019 ... his identical twin brother, Tye, is a wide receiver on the 2019 Tiger team ... his father, Kirk, was a quarterback at Ohio State and is a color commentator on ESPN college football telecasts.



TYE HERBSTREIT

WR • 6-0 • 170 • FR. • HS
NASHVILLE, TENN.
MONTGOMERY BELL ACADEMY

TIGERS

Lettered at Montgomery Bell Academy ... enrolled at Clemson in the summer of 2019 ... his identical twin brother, Jake, is a defensive back on the 2019 Tiger team ... his father, Kirk, was a quarterback at Ohio State and is a color commentator on ESPN college football telecasts.



TAYQUON JOHNSON

DL • 6-3 • 290 • FR. • HS
WILLIAMSPORT, MD.
WILLIAMSPORT HS

TIGERS

Ranked as eighth-best player in Maryland by ESPN.com, which ranked him as 22nd-best defensive tackle in the nation ... ranked as eighth-best player in Maryland and No. 31 defensive tackle by Rivals.com ... ranked as 11th-best player in Maryland and 33rd-best defensive tackle in nation by 247Sports ... joined the Williamsport football program in the Spring of 2017 ... team captain in 2017 & 2018 ... Herald-Mail Defensive Player-of-the-Year in 2017 and 2018 ... Washington County (MD) Coaches Defensive Player-of-the-Year in 2018 ... Herald-Mail All Area Team as both offensive lineman and defensive lineman in 2017 and 2018 ... led Williamsport High to best season in 20 years in 2017 ... anchored best defense in school history in 2017 ... over his last two years, had 184 tackles, 44 tackles for loss and 12 sacks

... had eight rushing touchdowns on goal line situations over 2017 and 2018 ... after senior season was invited to USA Football National Team to participate in the 2019 International Bowl ... also an outstanding wrestler, finished third in the heavyweight division as a junior, his first year of competition ... competed on the wrestling team as a senior ... honor Roll student ... member of Program Leadership Council 2017 and 2018 ... played his high school football at Williamsport High School for Tim Small ... Clemson recruiters were Todd Bates and Mike Reed ... committed to Clemson on May 14, 2018 ... enrolled at Clemson in the summer of 2019.



SHERIDAN JONES

DB • 6-1 • 175 • FR. • HS
NORFOLK, VA.
MAURY HS

TIGERS

Had a team-high seven tackles, a caused fumble and 42-yard interception return for a touchdown in the Spring Game ... among the top-125 players in the nation by ESPN and Rivals ... ESPN rated Jones as 108th-best overall player, second-best player in the state of Virginia and 13th-best cornerback in the nation ... ranked 89th overall by Rivals, third-best from the state of Virginia and 11th-best cornerback in the nation ... 247Sports ranked him as eighth-best player in Virginia ... two-way player who had 45 tackles and two interceptions (one for a score) in 2018 ... had 17 receptions for 347 yards and two scores ... played in World Bowl in Mexico on Dec. 22, then played in Under Armour All-American game in January ... coached by Dyrri McCain ... Clemson recruiters were Mike Reed and Brent Venables ... committed to Clemson on April 20, 2018 ... enrolled at Clemson in January 2019 ... born Oct. 25, 2000 ... majoring in pre-business.



FRANK LADSON JR.

WR • 6-4 • 190 • FR. • HS
MIAMI, FLA.
SOUTH DADE SENIOR HS

TIGERS

Had five catches for 102 yards in the Spring Game ... among the top-75 players in the nation by five services ... Clemson's highest-rated player in the class of 2019 by PrepStar, as he was No. 22 overall and the fifth-best wide receiver with a five-star rating ... No. 23 player in the nation by USA Today Chosen 25 ... ranked 65th-best overall player by 247Sports, who also listed him as the fourth-best receiver in the nation and fourth-best overall player from Florida ... ESPN ranked Ladson 38th overall, fourth-best from state of Florida and the fifth-best wide receiver ... Rivals.com ranked Ladson 56th-best overall, ninth-best from Florida and eighth-best wide receiver ... noted recruiting analyst Tom Lemming ranked Ladson 51st among his top 100 players ... attended The Opening in summer of 2018 ... had record-setting senior year when he had 50 catches for a school-record 1,133 yards (22.7 per catch) and 13 touchdowns ... led team to a 10-3 record in 2018 ... as a junior, he had 29 catches for 675 yards (23.7 per catch) and eight touchdowns ... had 79 receptions for 1,808 yards and 21 touchdowns in his last two seasons ... played in All-American Bowl ... coached by Nathaniel Hudson ... primary Clemson recruiter was Jeff Scott ... committed to Clemson on April 14, 2018 ... enrolled at Clemson in January 2019 ... born Sept. 27, 2000 ... majoring in communication.

ROOKIE BIOS



JAELYN LAY

TE • 6-5 • 250 • FR. • HS
ATLANTA, GA.
RIVERDALE HS

TIGERS

Rated as one of the top five tight ends or H-Backs in the nation by ESPN and Rivals ... ESPN ranked Lay as the fourth best tight end/H-back, while Rivals ranked him third at that position ... ranked as the No. 157 best all-around player in the nation and 16th-best player from the state of Georgia ... ranked as the 21st-best overall tight end by 247Sports ... helped Riverdale High School to an 8-4 record in 2018 ... had 29 receptions for 240 yards and four touchdowns in 2017 ... had 7-119 and a touchdown in 2016 ... at 6'6", tied for the tallest tight end in Clemson history with James Coley ... coached by Rodney Hackney ... Clemson recruiters were Mike Reed and Danny Pearman ... older brother is a student at West Point ... committed to Clemson on March 3, 2018 ... enrolled at Clemson in January 2019 ... born Feb. 21, 2001 ... pre-business major.



MATT McMAHAN

LB • 6-1 • 205 • FR. • HS
DENVER, N.C.
NORTH LINCOLN HS

TIGERS

Lettered at North Lincoln High School ... enrolled at Clemson in January 2019.



CHEZ MELLUSI

RB • 6-0 • 175 • FR. • HS
NAPLES, FLA.
NAPLES HS

TIGERS

One of the top running backs in the nation and one of the top all-around players from Florida ... ranked No. 139 overall player in the nation by ESPN.com, which ranked him as seventh-best running back and 22nd overall player in Florida ... 247Sports listed him as the 17th-best running back in the nation, while Rivals has him as the 25th-best running back ... No. 216 player overall and 14th-best running back by PrepStar ... unanimous four-star rating ... finished his high school career with 3,905 yards rushing and 50 touchdowns ... had 4,409 all-purpose yards and 55 total touchdowns ... eight-time player-of-the-game according to Max Preps over his last two years ... averaged incredible 9.3 yards per carry over 32 games and 421 carries ... had 21 100-yard games ... as a senior had career-best 1,819 rushing yards and 21 touchdowns ... averaged 165 yards a game and 9.9 yards per rush ... had three straight 200-yard rushing games early in the season ... had eight games with at least 167 yards as a senior ... as a junior had 1,505 rushing yards and 19 touchdowns ... team reached semifinals of state playoffs ... averaged 125 yards rushing per game with a high game of 219 vs. Palmetto Ridge ... played in All-American Bowl ... Mellusi played his high school football at Naples High School for Bill Kramer ... Clemson recruiters were Brandon Streeter and Tony Elliott ... committed to Clemson on April 16, 2018 ... enrolled at Clemson in the summer of 2019.



KEITH MAGUIRE

LB • 6-2 • 215 • FR. • HS
MEDIA, PA.
MALVERN PREPARATORY SCHOOL

TIGERS

Talented four-star linebacker who ranked as the best player in Pennsylvania by some services ... had strong 2018 season, leading his team to third straight Inter-AC Championship in a row ... as a senior, had 106 tackles, 18 tackles for loss, five sacks and four interceptions ... also had 313 yards rushing and 314 receiving on the offensive side of the ball ... scored 14 total touchdowns ... two-time conference MVP ... named all-state in 2017, and the 2018 team was not yet announced at the time of his signing ... No. 216 player in the nation by Rivals.com ... that service also ranked McGuire as best player in Pennsylvania and 13th-best outside linebacker in the nation ... seventh-best player in Pennsylvania by 247Sports ... No. 26-best outside linebacker by PrepStar ... led his conference in tackles as a junior ... had a touchdown catch in 2017 that was the No. 2 play of the day on ESPN's SportsCenter ... played high school football at Malvern Prep for Dave Gueriera ... very active in community service; he went on a 10-day trip to Dominican Republic in June 2019 to help build homes ... played on the lacrosse team ... from same conference that produced Matt Ryan (Atlanta Falcons) and Mike McGlinchey (Notre Dame All-American) ... Clemson recruiters were Brandon Streeter and Brent Venables ... committed to Clemson on April 27, 2018 ... enrolled at Clemson in the summer of 2019.



MATTHEW MALONEY

LB • 6-0 • 190 • FR. • HS
CLEMSON, S.C.
DANIEL HS

TIGERS

Lettered at Daniel High School ... enrolled at Clemson in the summer of 2019.



JOSEPH NGATA

WR • 6-4 • 215 • FR. • HS
FOLSOM, CALIF.
FOLSOM HS

TIGERS

Had a team-high five receptions for 27 yards in the Spring Game ... five-star recruit by Rivals.com, which listed him as the 27th-best overall player in the nation, fourth-best player from the state of California and fifth-best wide receiver in the nation ... 247Sports ranked Ngata as No. 39 overall player, No. 9 from California and No. 8 wide receiver ... listed as 28th-best overall player in the nation by Tom Lemming ... ESPN.com rated him as its No. 159 overall player ... led his team to the state championship each of his final two years ... led Folsom High in the 2018 state championship victory on Dec. 14 with nine receptions for 103 yards and a score ... his touchdown catch with under two minutes left sent the game into overtime ... team finished 14-1 in 2018 ... for his high school career, had 188 receptions for 3,682 yards and 55 touchdowns ... team had a 39-3 record in his three years on the varsity ... had a touchdown catch in 36 of 42 career games ... had 17-yard average on rushing plays (17-236) ... in 2018, had

66 catches for 1,272 yards and 22 scores, a 19.3-yard average ... had six 100-yard receiving games ... caught a touchdown in each of his last 10 games and 13 of the 15 games in 2018 ... added 8-86 rushing ... in 2017, had career-high 81 receptions for 1,777 yards and 26 scores ... averaged 22 yards per catch ... led team to a 16-0 record with seven 100-yard receiving games, including two games with at least 200 yards ... had 12-202 against Oakdale High in 2017 ... had 8-213 and career high four touchdowns against St. Mary's in 2017 ... caught at least one TD pass in 14 of 16 games ... had 41-633 receiving and seven touchdowns as a sophomore ... had 9-139 receiving in his first career high school game in 2016 ... had a touchdown catch in seven of 11 games in 2016 ... played his high school football at Folsom High School for Kris Richardson ... primary Clemson recruiter was Jeff Scott ... first Tiger signee from California since Bobby Forbes in 1991 ... attended same high school as Washington quarterback Jake Browning ... wore #10 in high school ... played in All-American Bowl ... committed to Clemson on July 28, 2018 ... enrolled at Clemson in January 2019 ... born Jan. 9, 2001 ... majoring in psychology.




RUKEY ORHORHORO

DL • 6-5 • 275 • FR. • HS
LAGOS, NIGERIA
RIVER ROUGE (MICH.) HS

TIGERS

Played high school football in Michigan, becoming the first Clemson football signee from the state of Michigan since 1975 (Joe Carolan) ... athletic defensive end who played just two years of high school football ... ranked as 15th-best overall player in Michigan by 247Sports, 18th-best by Rivals.com and 17th-best in Michigan by ESPN.com ... born in Nigeria and came to the United States when he was nine ... played basketball as a youth and in high school ... averaged a double-double as a sophomore ... the week after his sophomore season of basketball ended in the state semifinals, he met with the school's football coaches and decided to join the team for spring practice ... did not play his first football game until the fall of 2017 ... had solid 2017 and received some offers from Michigan and Michigan State ... as a senior in 2018, had 13 sacks and 22 tackles for loss to go with 60 tackles ... scored a touchdown on a fumble return ... helped team to an 8-2 season ... played his high school football at River Rouge High School for Corey Parker ... Clemson recruiters were Brent Venables and Lemanski Hall ... has three cousins who played or are still playing college football, Michael Ojemudia (Iowa), Mario Ojemudia (Michigan) and Ovie Oghoufo (Notre Dame) ... committed to Clemson on June 15, 2018 ... enrolled at Clemson in January 2019 ... born Oct. 13, 2001 ... majoring in pre-business.



KANE PATTERSON

LB • 6-2 • 225 • FR. • HS
BRENTWOOD, TENN.
CHRIST PRESBYTERIAN ACADEMY

TIGERS

National top-300 player by three services who was standout two-way player ... ranked No. 202 overall player in the nation by 247Sports, which also listed him as the seventh-best player in Tennessee and 12th-best inside linebacker ... ranked No. 202 overall and fifth-best inside linebacker by PrepStar ... ESPN ranked Patterson No. 259 overall and seventh-best player in Tennessee and sixth-best inside linebacker ... finished the 2018

ROOKIE BIOS

season with 647 yards rushing on 92 carries for a 7.0 average ... also had 16 touchdowns ... on defense had 59 tackles, 12 tackles for loss, including four sacks ... led team to state championship Division II AA ... was MVP of state championship game, he had 13 carries for 110 yards and two touchdowns and had seven tackles on defense ... found out the next day he was invited to All-American Bowl in San Antonio ... as a junior in 2017, had 1,003 yards rushing in just 110 carries, a 9.1 average ... had 23 touchdowns and four 100-yard rushing games ... played just 12 games, he suffered knee injury in state playoffs of 2017 ... had 64 tackles on defense in those 12 games and had 12.5 tackles for loss ... in 2016 as a sophomore, had 141 yards rushing and 27 tackles on defense ... for career, had 42 touchdowns, all rushing, in five games ... finished with 1,794 yards rushing on 227 carries, 7.9 yards per rush ... had 258 career tackles, including 38.5 tackles for loss, 13 of which were sacks ... played at Christ Presbyterian Academy for Coach Ingle Martin ... wore #4 in high school ... Clemson recruiter was Lemanski Hall ... committed to Clemson on Sept. 4, 2018 ... enrolled at Clemson in summer of 2019.



JALYN PHILLIPS

DB • 6-1 • 185 • FR. • HS
LAWRENCEVILLE, GA.
ARCHER HS

TIGERS

25

Four-star safety according to ESPN.com ... ranked as 30th-best safety in the nation by that service ... Rivals.com also ranked him No. 28 among safeties ... three-year starter who finished his career with 198 tackles, 127 solos and 71 assists ... had six tackles for loss, two interceptions, 12 passes defended, a caused fumble, three recovered fumbles and a blocked punt ... had 16 receptions for 178 yards and a touchdown ... in 2017, was an all-regional defense back ... in 2018, all-region and all-county ... one of the team captains in 2018 ... played at Archer High School for Andy Dyer ... primary Clemson recruiter was Mickey Conn ... committed to Clemson on Aug. 20, 2018 ... enrolled at Clemson in the summer of 2019.



TAISUN PHOMMACHANH


QB • 6-4 • 210 • FR. • HS
BRIDGEPORT, CONN.
AVON OLD FARMS SCHOOL

TIGERS

11

Was 8-14 passing for 85 yards in the Spring Game ... ranked as 168th-best overall player in the nation by ESPN.com, who also call him the No. 1 player in Connecticut and ninth-best pocket passing quarterback in the nation ... Rivals.com listed him as best player in Connecticut and fourth-best quarterback in the nation ... 247Sports ranked him as the fifth-best player in Connecticut and third-best quarterback in the nation ... consensus four-star prospect ... played his high school football at Avon Old Farms School for Pierce Brennan ... played two years at Harding High School in Bridgeport and two at Avon Old Farms Prep ... for his high school career, he completed 339 of 556 passes for 5,224 yards and 46 touchdowns against 12 interceptions ... also had 300 rushes for 1,264 yards and 25 touchdowns, giving him 6,492 yards of total offense and 71 touchdowns ... had his best year in 2017 when he had passing efficiency of 205 ... completed 135-192 passes for 2,253 yards and 22 touchdowns against just one interception at Avon Old Farms in 2017 ... also had 122 carries for

633 yards for another 17 touchdowns ... accounted for 39 touchdowns in just nine games ... took team to 8-1 record ... had injury plagued 2018 and played just six games ... was 73-128 for 1,066 yards and nine scores ... had another 163 yards rushing and two scores ... posted high school career passing efficiency of 162 ... primary Clemson recruiter was Brandon Streeter ... played high school prep football in Connecticut, same region as unanimous Clemson All-American Christian Wilkins ... committed to Clemson on April 14, 2018 ... enrolled at Clemson in January 2019 ... born Sept. 25, 2000 ... majoring in psychology.



WILL PUTNAM

OL • 6-4 • 290 • FR. • HS
TAMPA, FLA.
PLANT HS

TIGERS

56

National top-120 player and four-star recruit by three services ... ranked No. 118 overall player in the nation by 247Sports, third-best offensive guard in the nation and 11th-best overall player in Florida ... Rivals.com ranked Putnam as its No. 120 overall player, No. 7 offensive guard and No. 17 player in Florida ... ESPN.com listed him as No. 117 overall player, No. 4 offensive guard and No. 19 player in Florida ... played in US Army All-American game in San Antonio on Jan. 5 ... played for Robert Werner at Plant High School in Tampa the last two years ... played at Glenwood High School in Chatham, Ill. as a freshman and sophomore ... father is with the U.S. Army and his job was reason for the transfer ... helped Plant High to 11-2 season in 2018 ... one of four team captains in 2018 for Plant ... played both ways throughout his career ... in addition to his outstanding blocking, had 63 tackles on defense in 2018 with eight tackles for loss, five of which were sacks ... had 31 tackles, including 3.5 tackles for loss in 2016 at Glenwood High ... outstanding wrestler who competed in state heavyweight tournament as a freshman at Glenwood in 2016 ... was the Florida state champion as a heavyweight in 2018 with a 25-0 record for the season ... recruited by Robbie Caldwell and Tony Elliott ... signed with Clemson on Dec. 20, 2018 ... enrolled at Clemson in January 2019 ... born Aug. 13, 2000 ... pre-business major.



KLAYTON RANDOLPH

DE • 6-2 • 230 • *FR. • HS
GAFFNEY, S.C.
GAFFNEY HS

TIGERS

92

Lettered at Gaffney High School ... joined the team in the spring of 2019.



HUNTER RAYBURN

OL • 6-4 • 310 • FR. • HS
PENSACOLA, FLA.
PENSACOLA HS

TIGERS

55

Four-star prospect by ESPN.com who is ranked as 17th-best offensive guard in the nation ... 247Sports ranked him as 27th-best offensive guard ... played his first three years of high school football at West Florida Tech ... played on varsity as an offensive tackle at the end of 2015 season, then started in 2016 and 2017 ... team

reached second round of the state playoffs in 2016 and Final Four in 2017 ... also played baseball as a pitcher and first baseman at West Florida Tech ... transferred to Pensacola High School for his senior year and played baseball in spring of 2018 and football in the fall ... named to the all-area team on the gridiron ... played in all-area All-Star game on Dec. 14, 2018 ... played his senior year of high school football at Pensacola High for Mike Mincy ... brother plays college baseball at Coastal Alabama ... won Pensacola High FCA Award for 2018 ... named to National Honor Society ... primary Clemson recruiters were Jeff Scott and Robbie Caldwell ... committed to Clemson on June 11, 2018 ... enrolled at Clemson in January 2019 ... born Dec. 6, 2000 ... pre-business major.




ETINOSA REUBEN

DL • 6-4 • 280 • FR. • HS
KANSAS CITY, MO.
PARK HILL SOUTH HS

TIGERS

32

Ranked as sixth-best overall player in the state of Missouri by 247Sports ... ranked as 28th-best defensive end in the nation by that site ... ranked as ninth-best overall player from Missouri in this class by Rivals.com and the 41st-best defensive end ... ranked as 11th-best player in Missouri by ESPN and 36th-best defensive end ... second signee from the state of Missouri to come to Clemson, joining Mario Goodrich, who signed with Clemson a year earlier out of the Kansas City area ... only played three years of football, he has a high upside with a large wingspan ... named team defensive lineman-of-the-year at Park Hill South High School in each of his final two years ... first-team all-conference, all-district and second-team all-state by the Missouri Football Coaches Association ... Mr. Panther Award winner at Park Hill South, the most prestigious award presented by the program ... nominated for the Buck Buchanan Award as the top defensive lineman or linebacker in Greater Kansas City ... finished 2018 with 62 total tackles, 16 tackles for loss, including three sacks ... also recorded a safety ... finished his junior year with 55 total tackles, seven tackles for loss, including three sacks, two forced fumbles and one recovered fumble ... made first-team all-conference and all-district in 2018 and was a strong candidate for all-state honors, which were not yet announced at the time of his signing ... played his high school football at Park Hill South High School for Mike Sharp ... Clemson recruiters were Todd Bates and Brent Venables ... committed to Clemson on July 29, 2018 ... enroll at Clemson in January 2019 ... born Dec. 2, 2000 ... majoring in psychology.



BRANNON SPECTOR

WR • 6-1 • 190 • FR. • HS
CALHOUN, GA.
CALHOUN HS

TIGERS

13

Second-generation Tiger player who played wide receiver and safety in high school ... had 49 receptions for 719 yards and seven touchdowns in 2018 as a senior ... had 47 tackles, five tackles for loss, and five interceptions on defense ... returned one interception for a touchdown ... had one of his best all-around games in the season opener, he had eight catches for 103 yards and a touchdown on offense, and an interception on defense against Ridgeland ... had one of his best games in the state playoffs when he had 87 receiving yards and a touchdown in a victory ... Region 6 AAA Athlete-of-the-

ROOKIE BIOS

Year ... first-team all-region ... first-team Chattanooga Times All-Area ... county player-of-the-year ... in 2017 team won the state championship with a 14-1 record ... played his high school football at Calhoun High School for Hal Lamb ... high school teammate of 2019 Clemson signee Davis Allen at Calhoun High ... showed his athletic ability at the Atlanta Regional of The Opening, where he finished second in the competition to Nolan Smith, one of the top five players in the nation ... also ran track at Calhoun, competing in the 100, 200, long jump and triple jump ... Clemson recruiters were Brandon Streeter and Jeff Scott ... committed to Clemson on October 28, 2017 ... enrolled at Clemson in January 2019 ... born July 13, 2000 ... pre-business major ... brother of Clemson linebacker Baylon Spector ... his father, Robbie Spector, was a wide receiver for the Tigers who lettered from 1988-90 ... Clemson won two ACC Championships when Robbie was on the team and his senior class had a 40-8 record with four straight 10-2 seasons ... also has a sister, Blair, at Clemson.



AIDAN SWANSON

P • 6-3 • 170 • FR. • HS
TAMPA, FLA.
IMG ACADEMY

TIGERS

Had a 41-yard average on seven punts with three inside the 20 in the Spring Game ... left-footed punter who was the No. 4 punter in the nation by PrepStar and Rivals.com ... ranked as the fourth-best punter by 247Sports and No. 17 kicker by ESPN.com ... handled kickoffs for IMG Academy in 2018 and had 29 touchbacks on 46 kickoffs (63 percent) ... opponents averaged just 19.6 yards per kickoff return ... averaged 42.3 yards per punt in 2018 and 46.0 in 2017 ... had a 49-yard touchdown pass out of punt formation for IMG in 2017 ... opponents averaged just 2.5 yards per punt return in 2018 ... played two years at IMG Academy and two years at Jesuit High School in Tampa ... punted for a 13-1 team that reached the state semifinals at Jesuit in 2015 ... Jesuit was 12-1 in 2016 ... was 54-80 on touchbacks at Jesuit in 2016 ... had eight touchbacks in a game twice ... as a sophomore, was a first-team All-Tampa Bay and All-Hillsborough County selection and a second-team AAAAA all-state honoree by AP ... also competed in track & field ... Hillsborough County district champion for high jump ... head coach at Jesuit Tampa was Matt Thompson and special teams coach was Tom Feely ... played at IMG Academy for Kevin Wright ... primary Clemson recruiters were Tony Elliott and Danny Pearman ... committed to Clemson on March 5, 2018 ... enrolled at Clemson in January 2019 ... born July 20, 2000 ... his mother, Gena, is a Clemson graduate ... majoring in pre-business.




RAY THORNTON III

DB • 6-2 • 205 • FR. • HS
COLUMBUS, GA.
CENTRAL (ALA.) HS

TIGERS

Georgia native who played his high school football in Alabama ... athletic safety who joins 2017 high school teammate Justyn Ross at Clemson ... Ross and Thornton were first scholarship athletes to come to Clemson from Phenix City since Marvin Sims (1976-79) ... ranked as the No. 19 player in state of Alabama by ESPN.com and No. 20 player by Rivals.com ... ranked as No. 13 prospect in Alabama by the Birmingham News ... integral reason why Central High won the state championship in 2018

with a 14-0 record ... bright spot in the secondary that helped Central to 52-7 win in 7A state championship game against team led by Alabama signee Taulia Tagovailoa, the brother of Alabama quarterback Tua Tagovailoa ... had an interception and 68-yard return to set up a field goal in the third quarter of that game ... helped lead Central to its first undefeated season since 1944 and first state championship since 1993 ... had 57 tackles and two interceptions in 2017, helping Central to the semifinals of the state championship tournament ... wore #5 in high school ... played his high school football at Central High School for Jamey Dubose ... Clemson recruiter was Todd Bates ... committed to Clemson on June 22, 2018 ... enrolled at Clemson in January 2019 ... born Dec. 4, 2000 ... majoring in parks, tourism & recreation management.



MASON TROTTER

OL • 6-3 • 270 • FR. • HS
ROEBUCK, S.C.
DORMAN HS

TIGERS

Three-year starter who started 41 career games for Dorman ... two-time all-area selection by the Herald-Journal, helping his team to back-to-back Region II-AAAAA titles ... earned second-team all-state honors from USA Today ... guided team to an 11-2 record and a berth in the third round of the SCHSL AAAAA playoffs as a senior in 2018 ... credited with a team-high 27 pancake blocks that year in helping his starting running back produce 1,720 yards and 19 touchdowns ... as a junior in 2017, recorded 28 pancake blocks and led an offensive line that helped produce three 1,000-yard rushers en route to a state championship berth ... ranked among the top 75 recruits in South Carolina according to 247Sports ... participated in the Shrine Bowl ... played for coach David Gutshall at Dorman ... high school teammate of Clemson quarterback Ben Batson and offensive lineman Jordan McFadden ... primary Clemson recruiters were Robbie Caldwell and Jeff Scott ... enrolled at Clemson in the summer of 2019 with the intent to grayshirt.



JONATHAN WEITZ

PK • 6-0 • 175 • FR. • HS
CHARLESTON, S.C.
PORTER-GAUD SCHOOL

TIGERS

Lettered at Porter-Gaud School ... enrolled at Clemson in the summer of 2019.



GREG WILLIAMS

LB • 6-4 • 235 • FR. • HS
SWANSEA, S.C.
SWANSEA HS

TIGERS

One of the top linebackers in South Carolina who played in the Shrine Bowl for South Carolina in 2018 ... four-year starter at Swansea ... played inside linebacker in 2017 and outside linebacker in 2018 ... ranked as the No. 7 overall player in state of South Carolina by ESPN.com ... listed 12th in the state by Rivals.com and 16th by 247Sports ... had 78 tackles with a sack, two forced fumbles and three interceptions as a senior in 2018 ... named the Region 5 Defensive Player-of-the-Year ... All-Region 5 AAA All-Region in football and basketball

in 2017-18 academic year ... the basketball team won the Region 5 AAA Championship in 2017-18 ... had outstanding junior year in 2017 when he had 103 tackles ... comes to Clemson from Swansea, S.C., the same hometown that sent Bryant McNeal to the Tigers between 1999-2002 ... wore #4 for Swansea ... played at Swansea High School for first-year coach Eric Pack ... primary Clemson recruiters were Brandon Streeter and Brent Venables ... committed to Clemson on June 21, 2018 ... enrolled at Clemson in the summer of 2019.



LANNDEN ZANDERS

DB • 6-1 • 190 • FR. • HS
SHELBY, N.C.
CREST HS

TIGERS

Ranked as 24th-best player in North Carolina and No. 40 safety in the nation by ESPN.com ... had 51 tackles and five interceptions as a starting safety in 2018 ... returned two of his five interceptions for touchdowns ... had a fumble return and 175 yards rushing and a touchdown ... as a receiver, had 545 receiving yards and eight touchdowns ... first-team all-conference ... team finished 9-4 in 2018 ... in 2017, had 54 tackles and six interceptions to go with seven tackles for loss ... had five receiving touchdowns on 24 catches for 363 yards ... averaged 15 yards per catch ... played his high school football at Crest High School for Nicholas Eddins ... Clemson recruiter was Mickey Conn ... comes to Clemson from same school that produced Clemson linebacker Justin Foster, as well as former ACC basketball great David Thompson and former NFL linebacker Brandon Spikes ... committed to Clemson on April 4, 2018 ... enrolled at Clemson in January 2019 ... born June 19, 2001 ... majoring in health science.

2018 LETTERMEN

FRESHMEN (18)

#	Player	Pos.
65	Matt Bockhorst	OG
7	Chase Brice	QB
79	Jackson Carman	OL
23	Lyn-J Dixon	RB
88	Braden Galloway	TE
31	Mario Goodrich	CB
13	K.J. Henry	DE
10	Derion Kendrick	WR
16	Trevor Lawrence	QB
21	Kyler McMichael	CB
29	B.T. Potter	PK
8	Justyn Ross	WR
54	Logan Rudolph	DE
10	Baylon Spector	LB
3	Xavier Thomas	DE
72	Blake Vinson	OT
59	Jordan Williams	DT
20	LeAnthony Williams	CB

SOPHOMORES (19)

#	Player	Pos.
25	J.C. Chalk	TE
18	T.J. Chase	WR
9	Travis Etienne	RB
35	Justin Foster	DE
83	Carter Groomes	WR
5	Tee Higgins	WR
22	Xavier Kelly	DL
44	Nyles Pinckney	DT
78	Chandler Reeves	OT
21	Darien Rencher	RB
3	Amari Rodgers	WR
11	Isaiah Simmons	S
5	Shaq Smith*	LB
48	Will Spiers	P
62	Cade Stewart	OL
22	Will Swinney	WR
8	A.J. Terrell	CB
24	Nolan Turner	S
53	Regan Upshaw	LB

* - not returning in 2019

JUNIORS (18)

#	Player	Pos.
73	Tremayne Anchrum	OT
59	Gage Cervenka	OL
28	Tavien Feaster*	RB
99	Clelin Ferrell*	DE
77	Zach Giella*	OL
14	Denzel Johnson	S
57	Tre Lamar*	LB
90	Dexter Lawrence*	DT
1	Trayvon Mullen*	CB
19	Tanner Muse	S
14	Diondre Overton	WR
58	Patrick Phibbs	LS
76	Sean Pollard	OL
74	John Simpson	OG
47	James Skalski	LB
43	Chad Smith	LB
12	K'Von Wallace	S
44	Garrett Williams	TE

* - not returning in 2019

SENIORS (31)

#	Player	Pos.
7	Austin Bryant	DE
26	Adam Choice	RB
32	Kyle Cote	S
33	J.D. Davis	LB
36	Judah Davis	LB
50	Justin Falcinelli	C
2	Mark Fields	CB
64	Pat Godfrey	C
71	Noah Green	OL
92	Greg Huegel	PK
67	Albert Huggins	DT
75	Mitch Hyatt	OT
34	Kendall Joseph	LB
97	Carson King	P
52	Matthew King	LB
37	Ryan Mac Lain	RB
70	Seth Penner	OG
45	Chris Register	DE
13	Hunter Renfrow	WR
80	Milan Richard	TE
97	Nick Rowell	DT
39	Cameron Scott	CB
84	Cannon Smith	TE
41	Alex Spence	PK
52	Austin Spence	LS
35	Ty Thomason	RB
1	Trevion Thompson	WR
72	Logan Tisch	OG
42	Christian Wilkins	DT
30	Jalen Williams	LB
49	Richard Yeargin	DE

2018 LETTERMEN BY POSITION (86)

OFFENSE (40)

OT (6): Tremayne Anchrum, Jackson Carman, Noah Green, Mitch Hyatt, Chandler Reeves, Blake Vinson
OG (7): Matt Bockhorst, Gage Cervenka, Seth Penner, Sean Pollard, John Simpson, Cade Stewart, Logan Tisch
C (3): Justin Falcinelli, Pat Godfrey, Zach Giella
TE (5): J.C. Chalk, Braden Galloway, Milan Richard, Cannon Smith, Garrett Williams
WR (10): T.J. Chase, Carter Groomes, Tee Higgins, Derion Kendrick, Diondre Overton, Hunter Renfrow, Amari Rodgers, Justyn Ross, Will Swinney, Trevion Thompson
QB (2): Chase Brice, Trevor Lawrence
RB (7): Adam Choice, Lyn-J Dixon, Travis Etienne, Tavien Feaster, Ryan Mac Lain, Darien Rencher, Ty Thomason

DEFENSE (39)

DE (8): Austin Bryant, Clelin Ferrell, Justin Foster, K.J. Henry, Chris Register, Logan Rudolph, Xavier Thomas, Richard Yeargin
DT (7): Albert Huggins, Xavier Kelly, Dexter Lawrence, Nyles Pinckney, Nick Rowell, Christian Wilkins, Jordan Williams
LB (11): J.D. Davis, Judah Davis, Kendall Joseph, Matthew King, Tre Lamar, James Skalski, Chad Smith, Shaq Smith, Baylon Spector, Regan Upshaw, Jalen Williams
CB (7): Mark Fields, Mario Goodrich, Kyler McMichael, Trayvon Mullen, Cameron Scott, A.J. Terrell, LeAnthony Williams
S (6): Kyle Cote, Denzel Johnson, Tanner Muse, Isaiah Simmons, Nolan Turner, K'Von Wallace

SPECIAL TEAMS (7)

PK (3): Greg Huegel, B.T. Potter, Alex Spence
P (2): Carson King, Will Spiers
LS (2): Patrick Phibbs, Austin Spence

RETURNING LETTERMEN (48)

OFFENSE (24)

OT (3): Tremayne Anchrum, Jackson Carman, Blake Vinson
OG (5): Matt Bockhorst, Gage Cervenka, Sean Pollard, Chandler Reeves, John Simpson
C (1): Cade Stewart
TE (3): J.C. Chalk, Braden Galloway, Garrett Williams
WR (7): T.J. Chase, Carter Groomes, Tee Higgins, Diondre Overton, Amari Rodgers, Justyn Ross, Will Swinney
QB (2): Chase Brice, Trevor Lawrence
RB (3): Lyn-J Dixon, Travis Etienne, Darien Rencher

DEFENSE (21)

DE (4): Justin Foster, K.J. Henry, Logan Rudolph, Xavier Thomas
DT (3): Xavier Kelly, Nyles Pinckney, Jordan Williams
LB (5): Isaiah Simmons, James Skalski, Chad Smith, Baylon Spector, Regan Upshaw
CB (5): Mario Goodrich, Derion Kendrick, Kyler McMichael, A.J. Terrell, LeAnthony Williams
S (4): Denzel Johnson, Tanner Muse, Nolan Turner, K'Von Wallace

SPECIAL TEAMS (3)

PK (1): B.T. Potter
P (1): Will Spiers
LS (1): Patrick Phibbs

Note: Positions based on 2019.

2018 GAME-BY-GAME STARTERS

Position	FUR	TAM	GSU	GAT	SYR	WFU	NCS	FSU	LOU	BOC	DUK	USC	PIT	UND	ALA
LT	Hyatt	Hyatt	Hyatt	Hyatt	Hyatt	Hyatt	Hyatt	Hyatt	Hyatt	Hyatt	Hyatt	Hyatt	Hyatt	Hyatt	Hyatt
LG	Simpson	Simpson	Simpson	Simpson	Simpson	Simpson	Simpson	Simpson	Simpson	Simpson	Simpson	Simpson	Simpson	Simpson	Simpson
C	Falcinelli	Falcinelli	Falcinelli	Falcinelli	Falcinelli	Falcinelli	Falcinelli	Falcinelli	Falcinelli	Falcinelli	Falcinelli	Falcinelli	Falcinelli	Falcinelli	Falcinelli
RG	Pollard	Stewart	Pollard	Pollard	Pollard	Pollard	Pollard	Pollard	Cervenka	Cervenka	Cervenka	Cervenka	Cervenka	Cervenka	Cervenka
RT	Anchrum	Anchrum	Anchrum	Anchrum	Anchrum	Anchrum	Anchrum	Anchrum	Anchrum	Anchrum	Anchrum	Anchrum	Anchrum	Anchrum	Anchrum
TE	G. Williams	Richard	G. Williams	Richard	G. Williams	G. Williams	G. Williams	G. Williams	G. Williams	G. Williams	G. Williams	G. Williams	G. Williams	G. Williams	G. Williams
WR	Higgins	Higgins	Higgins	Higgins	Higgins	Higgins	Higgins	Higgins	Higgins	Higgins	Higgins	Higgins	Higgins	Higgins	Higgins
QB	K. Bryant	K. Bryant	K. Bryant	K. Bryant	T. Lawrence	T. Lawrence	T. Lawrence	T. Lawrence	T. Lawrence	T. Lawrence	T. Lawrence	T. Lawrence	T. Lawrence	T. Lawrence	T. Lawrence
RB	Etienne	Etienne	Etienne	Etienne	Etienne	Etienne	Etienne	Etienne	Etienne	Etienne	Etienne	Etienne	Etienne	Etienne	Etienne
WR	H. Renfrow	H. Renfrow	H. Renfrow	H. Renfrow	H. Renfrow	H. Renfrow	H. Renfrow	H. Renfrow	H. Renfrow	H. Renfrow	H. Renfrow	H. Renfrow	H. Renfrow	H. Renfrow	H. Renfrow
WR	Rodgers	Rodgers	Rodgers	Rodgers	Rodgers	Rodgers	Rodgers	Rodgers	Rodgers	Rodgers	Rodgers	Rodgers	Rodgers	Rodgers	Rodgers
DE	Ferrell	Ferrell	Ferrell	Ferrell	Ferrell	Ferrell	Ferrell	Ferrell	Ferrell	Ferrell	Ferrell	Ferrell	Ferrell	Ferrell	Ferrell
DT	D. Lawrence	D. Lawrence	D. Lawrence	D. Lawrence	D. Lawrence	D. Lawrence	D. Lawrence	D. Lawrence	D. Lawrence	D. Lawrence	D. Lawrence	D. Lawrence	D. Lawrence	Huggins	Huggins
DT	Wilkins	Wilkins	Wilkins	Wilkins	Wilkins	Wilkins	Wilkins	Wilkins	Wilkins	Wilkins	Wilkins	Wilkins	Wilkins	Wilkins	Wilkins
DE	A. Bryant	A. Bryant	A. Bryant	A. Bryant	A. Bryant	A. Bryant	A. Bryant	A. Bryant	A. Bryant	A. Bryant	A. Bryant	A. Bryant	A. Bryant	A. Bryant	A. Bryant
SLB/NB	Simmons	Simmons	Simmons	Simmons	Simmons	Simmons	Simmons	Simmons	Simmons	Ja. Williams	Simmons	Simmons	Simmons	Simmons	Simmons
MLB	Lamar	Lamar	Lamar	Lamar	Lamar	Lamar	Lamar	Lamar	Lamar	Lamar	Lamar	J.D. Davis	Lamar	Lamar	Lamar
WLB	Joseph	Joseph	Joseph	J.D. Davis	Joseph	Joseph	Joseph	Joseph	Joseph	Joseph	Joseph	Joseph	Joseph	Joseph	Joseph
CB	Terrell	Terrell	Terrell	Terrell	Terrell	Terrell	Terrell	Terrell	Terrell	Terrell	Terrell	Terrell	Terrell	Terrell	Terrell
SS	Wallace	Wallace	Wallace	Wallace	Wallace	Wallace	Wallace	Wallace	Wallace	Wallace	Wallace	Wallace	Wallace	Wallace	Wallace
FS	Muse	Muse	Muse	Muse	Muse	Muse	Muse	Muse	Muse	Muse	Muse	Muse	Muse	Muse	Muse
CB	Mullen	Mullen	Mullen	Mullen	Mullen	Fields	Mullen	Mullen	Mullen	Mullen	Mullen	Mullen	Mullen	Mullen	Mullen
PK	Huegel	Huegel	Huegel	Huegel	Huegel	Huegel	Huegel	Huegel	Huegel	Huegel	Huegel	Huegel	Huegel	Huegel	Huegel
P	Spiers	Spiers	Spiers	Spiers	Spiers	Spiers	Spiers	Spiers	Spiers	Spiers	Spiers	Spiers	Spiers	Spiers	Spiers

Note: Bold denotes a Clemson home game.

2018 OVERALL STATS

15-0 OVERALL, 8-0 ACC, 7-0 HOME, 5-0 AWAY, 3-0 NEUTRAL, 9-0 DAY, 6-0 NIGHT, 0-0 OVERTIME

TEAM STATS

	CU	Opp.
SCORING	664	197
Points Per Game	44.3	13.1
Points Off Turnovers	117	45
FIRST DOWNS	358	235
Rushing	158	97
Passing	180	116
Penalty	20	22
RUSHING YARDAGE	3723	1444
Yards gained rushing	3953	2127
Yards lost rushing	230	683
Rushing Attempts	568	576
Average Per Rush	6.6	2.5
Average Per Game	248.2	96.3
TDs Rushing	49	8
PASSING YARDAGE	4185	2844
Comp-Att-Int	328-508-8	238-447-12
Average Per Pass	8.2	6.4
Average Per Catch	12.8	11.9
Average Per Game	279.0	189.6
TDs Passing	37	13
TOTAL OFFENSE	7908	4288
Total Plays	1076	1023
Average Per Play	7.3	4.2
Average Per Game	527.2	285.9
KICK RETURNS: #-Yards	20-454	32-657
PUNT RETURNS: #-Yards	42-300	17-121
INT RETURNS: #-Yards	12-328	8-47
KICK RETURN AVERAGE	22.7	20.5
PUNT RETURN AVERAGE	7.1	7.1
INT RETURN AVERAGE	27.3	5.9
FUMBLES-LOST	19-9	34-12
PENALTIES-Yards	73-674	98-779
Average Per Game	44.9	51.9
PUNTS-Yards	66-2631	114-5020
Average Per Punt	39.9	44.0
Net punt average	36.8	39.6
KICKOFFS-Yards	117-7386	48-2929
Average Per Kick	63.1	61.0
Net kick average	40.2	39.6
TIME OF POSSESSION/Game	28:45	31:14
3RD-DOWN Conversions	93/202	68/239
3rd-Down Pct	46%	28%
4TH-DOWN Conversions	11/19	10/28
4th-Down Pct	58%	36%
SACKS BY-Yards	54-317	17-115
MISC YARDS	11	0
TOUCHDOWNS SCORED	90	23
FIELD GOALS-ATTEMPTS	12-18	13-17
ON-SIDE KICKS	0-0	0-3
RED-ZONE SCORES	(66-75) 88%	(26-36) 72%
RED-ZONE TOUCHDOWNS	(57-75) 76%	(15-36) 42%
PAT-ATTEMPTS	(88-90) 98%	(20-22) 91%
ATTENDANCE	562799	299900
Games/Avg Per Game	7/80400	5/59980
Neutral Site Games		3/71594

SCORING BY QUARTERS

	1st	2nd	3rd	4th	OT	Tot
Clemson	121	228	186	129	-	664
Opponents	51	41	29	76	-	197



OFFENSIVE STATS

#	RUSHING	G	Car	Gain	Loss	Net	Y/C	TD	LG	Y/G
9	Travis Etienne	15	204	1675	17	1658	8.1	24	75	110.5
26	Adam Choice	15	77	555	7	548	7.1	7	64	36.5
23	Lyn-J Dixon	13	62	558	11	547	8.8	5	65	42.1
28	Tavien Feaster	15	78	451	11	440	5.6	6	70	29.3
16	Trevor Lawrence	15	60	283	106	177	3.0	1	32	11.8
2	Kelly Bryant	4	30	166	36	130	4.3	2	35	32.5
7	Chase Brice	12	16	115	22	93	5.8	0	28	7.8
21	Darien Rencher	7	15	65	0	65	4.3	0	15	9.3
10	Derion Kendrick	15	5	41	5	36	7.2	0	25	2.4
35	Ty Thomason	4	3	16	0	16	5.3	0	7	4.0
37	Ryan Mac Lain	2	3	7	0	7	2.3	0	3	3.5
12	Ben Batson	2	2	6	0	6	3.0	0	4	3.0
3	Amari Rodgers	15	1	5	0	5	5.0	0	5	0.3
14	Diondre Overton	14	1	3	0	3	3.0	0	3	0.2
42	Christian Wilkins	15	3	3	0	3	1.0	2	1	0.2
90	Dexter Lawrence	13	1	2	0	2	2.0	1	2	0.2
44	Garrett Williams	14	1	2	0	2	2.0	1	2	0.1
22	Will Swinney	15	1	0	0	0	0.0	0	0	0.0
75	Mitch Hyatt	15	1	0	5	-5	-5.0	0	0	-0.3
TEAM		8	4	0	10	-10	-2.5	0	0	-1.2
CLEMSON		15	568	3953	230	3723	6.6	49	75	248.2
Opponents		15	576	2127	683	1444	2.5	8	53	96.3
#	PASSING	G	Eff.	Cm-Att-I	Cm%	Yds	TD	LG	Y/G	
16	Trevor Lawrence	15	157.56	259-397.4	65.2	3280	30	74	218.7	
2	Kelly Bryant	4	146.90	36-54.1	66.7	461	2	64	115.2	
7	Chase Brice	12	156.13	32-51.3	62.7	442	5	61	36.8	
13	Hunter Renfrow	15	58.40	1-2-0	50.0	2	0	2	0.1	
TEAM		8	0.00	0-2-0	0.0	0	0	0	0.0	
3	Amari Rodgers	15	0.00	0-1-0	0.0	0	0	0	0.0	
10	Derion Kendrick	15	0.00	0-1-0	0.0	0	0	0	0.0	
CLEMSON		15	154.65	328-508.8	64.6	4185	37	74	279.0	
Opponents		15	110.92	238-447-12	53.2	2844	13	75	189.6	
#	RECEIVING	G	Rec	Yards	Y/Rec	TD	LG	Y/G		
5	Tee Higgins	15	59	936	15.9	12	64	62.4		
3	Amari Rodgers	15	55	575	10.5	4	68	38.3		
13	Hunter Renfrow	15	49	544	11.1	1	40	36.3		
8	Justyn Ross	15	46	1000	21.7	9	74	66.7		
1	Trevion Thompson	15	21	189	9.0	1	21	12.6		
10	Derion Kendrick	15	15	210	14.0	0	38	14.0		
14	Diondre Overton	14	14	199	14.2	3	61	14.2		
18	T.J. Chase	15	13	101	7.8	2	20	6.7		
9	Travis Etienne	15	12	78	6.5	2	24	5.2		
28	Tavien Feaster	15	11	71	6.5	0	26	4.7		
22	Will Swinney	15	7	30	4.3	1	8	2.0		
80	Milan Richard	14	6	50	8.3	1	17	3.6		
17	Cornell Powell	4	5	63	12.6	0	42	15.8		
88	Braden Galloway	12	5	52	10.4	1	20	4.3		
84	Cannon Smith	15	3	34	11.3	0	17	2.3		
25	J.C. Chalk	15	2	21	10.5	0	15	1.4		
23	Lyn-J Dixon	13	1	41	41.0	0	41	3.2		
44	Garrett Williams	14	1	4	4.0	0	4	0.3		
26	Adam Choice	15	1	3	3.0	0	3	0.2		
21	Darien Rencher	7	1	-4	-4.0	0	0	-0.6		
16	Trevor Lawrence	15	1	-12	-12.0	0	0	-0.8		
CLEMSON		15	328	4185	12.8	37	74	279.0		
Opponents		15	238	2844	11.9	13	75	189.6		
#	TOTAL OFFENSE	G	PL	Rush	Pass	Total	Y/G			
16	Trevor Lawrence	15	457	177	3280	3457	230.5			
9	Travis Etienne	15	204	1658	0	1658	110.5			
2	Kelly Bryant	4	84	130	461	591	147.8			
26	Adam Choice	15	77	548	0	548	36.5			
23	Lyn-J Dixon	13	62	547	0	547	42.1			
7	Chase Brice	12	67	93	442	535	44.6			
28	Tavien Feaster	15	78	440	0	440	29.3			
21	Darien Rencher	7	15	65	0	65	9.3			
10	Derion Kendrick	15	6	36	0	36	2.4			
35	Ty Thomason	4	3	16	0	16	4.0			
37	Ryan Mac Lain	2	3	7	0	7	3.5			
12	Ben Batson	2	2	6	0	6	3.0			
3	Amari Rodgers	15	2	5	0	5	0.3			
14	Diondre Overton	14	1	3	0	3	0.2			
42	Christian Wilkins	15	3	3	0	3	0.2			
90	Dexter Lawrence	13	1	2	0	2	0.2			
44	Garrett Williams	14	1	2	0	2	0.1			
13	Hunter Renfrow	15	2	0	2	2	0.1			
75	Mitch Hyatt	15	1	-5	0	-5	-0.3			
TEAM		8	6	-10	0	-10	-1.2			
CLEMSON		15	1076	3723	4185	7908	527.2			
Opponents		15	1023	1444	2844	4288	285.9			
#	ALL-PURPOSE	G	Rush	Rec	PR	KOR	IR	Total	Y/G	
9	Travis Etienne	15	1658	78	0	0	0	1736	115.7	
8	Justyn Ross	15	0	1000	0	0	0	1000	66.7	
5	Tee Higgins	15	0	936	0	0	0	936	62.4	
3	Amari Rodgers	15	5	575	299	22	0	901	60.1	
23	Lyn-J Dixon	13	547	41	0	16	0	604	46.5	
26	Adam Choice	15	548	3	0	0	0	551	36.7	
10	Derion Kendrick	15	36	210	0	299	0	545	36.3	
13	Hunter Renfrow	15	0	544	0	0	0	544	36.3	
28	Tavien Feaster	15	440	71	0	0	0	511	34.1	
14	Diondre Overton	14	3	199	0	0	0	202	14.4	
1	Trevion Thompson	15	0	189	0	0	0	189	12.6	
17	Cornell Powell	4	0	63	0	117	0	180	45.0	
16	Trevor Lawrence	15	177	-12	0	0	0	165	11.0	
2	Kelly Bryant	4	130	0	0	0	0	130	32.5	
18	T.J. Chase	15	0	101	0	0	0	101	6.7	
8	A.J. Terrell	15	0	0	0	0	95	95	6.3	
7	Chase Brice	12	93	0	0	0	0	93	7.8	
21	Darien Rencher	7	65	-4	0	0	0	61	8.7	
88	Braden Galloway	12	0	52	0	0	0	52	4.3	
80	Milan Richard	14	0	50	0	0	0	50	3.6	
1	Trayvon Mullen	15	0	0	0	0	46	46	3.1	
12	K'Von Wallace	15	0	0	0	0	46	46	3.1	
57	Tre Lamar	14	0	0	0	0	43	43	3.1	
84	Cannon Smith	15	0	34	0	0	0	34	2.3	
22	Will Swinney	15	0	30	1	0	0	31	2.1	
11	Isaiah Simmons	15	0	0	0	0	27	27	1.8	
19	Tanner Muse	15	0	0	0	0	25	25	1.7	
24	Nolan Turner	15	0	0	0	0	24	24	1.6	
25	J.C. Chalk	15	0	21	0	0	0	21	1.4	
30	Jalen Williams	15	0	0	0	0	19	19	1.3	
35	Ty Thomason	4	16	0	0	0	0	16	4.0	
37	Ryan Mac Lain	2	7	0	0	0	0	7	3.5	
44	Garrett Williams	14	2	4	0	0	0	6	0.4	
12	Ben Batson	2	6	0	0	0	0	6	3.0	
33	J.D. Davis	14	0	0	0	0	3	3	0.2	
42	Christian Wilkins	15	3	0	0	0	0	3	0.2	
90	Dexter Lawrence	13	2	0	0	0	0	2	0.2	
75	Mitch Hyatt	15	-5	0	0	0	0	-5	-0.3	
TEAM		8	-10	0	0	0	-10	-10	-1.2	
CLEMSON		15	3723	4185	300	454	328	8990	599.3	
Opponents		15	1444	2844	121	657	47	5113	340.9	

2018 OVERALL STATS

DEFENSIVE STATS

#	TACKLES	G-S	Snap	Hit	Ast	Total	TFL	Sacks	PBU	QP	^ST
11	Isaiah Simmons	15-14	780	74	23	97	9.5-33	1.5-2	7	2	11
57	Tre Lamar	14-14	565	57	28	85	5.5-35	3.0-28	1	8	1
34	Kendall Joseph	14-14	738	58	26	84	5.0-22	4.0-19	2	9	--
19	Tanner Muse	15-15	664	45	31	76	2.5-12	2.0-11	5	3	4
42	Christian Wilkins	15-15	614	37	20	57	15.0-70	6.0-41	2	13	1
12	K'Von Wallace	15-15	661	51	4	55	1.5-5	--	7	1	--
8	A.J. Terrell	15-15	805	42	11	53	2.0-6	--	7	--	6
99	Clelin Ferrell	15-15	691	37	16	53	19.5-82	11.5-59	4	15	--
33	J.D. Davis	14-2	346	29	16	45	4.0-13	2.0-9	--	1	1
24	Nolan Turner	15-0	391	31	13	44	2.5-6	--	3	--	3
90	Dexter Lawrence	13-13	460	30	14	44	7.5-23	1.5-12	3	15	1
7	Austin Bryant	15-15	667	29	15	44	14.5-73	8.0-45	--	12	--
3	Xavier Thomas	15-0	304	24	19	43	10.5-52	3.5-22	2	6	2
14	Denzel Johnson	15-0	378	28	12	40	2.0-7	--	3	--	3
1	Trayvon Mullen	15-14	701	32	5	37	4.0-22	2.0-15	4	2	1
43	Chad Smith	15-0	127	20	15	35	2.0-8	1.0-6	--	3	9
67	Albert Huggins	15-2	408	15	15	30	3.5-20	2.5-13	--	13	--
44	Nyles Pinckney	15-0	316	18	8	26	4.5-12	--	--	4	--
30	Jalen Williams	15-1	249	12	7	19	0.5-0	--	1	--	--
35	Justin Foster	15-0	180	10	7	17	6.0-41	2.0-6	--	2	1
5	Shaq Smith	15-0	140	13	3	16	2.5-13	1.0-6	--	--	--
59	Jordan Williams	12-0	147	8	5	13	3.0-12	1.5-11	--	1	--
54	Logan Rudolph	14-0	141	5	8	13	1.0-1	--	--	--	--
36	Judah Davis	14-0	74	8	3	11	--	--	--	--	2
47	James Skalski	4-0	38	4	6	10	1.0-1	--	--	--	1
2	Mark Fields	12-1	302	8	1	9	--	--	6	--	--
22	Xavier Kelly	10-0	93	6	3	9	1.0-12	1.0-12	--	--	--
13	K.J. Henry	4-0	39	6	3	9	2.0-6	--	--	--	--
20	LeAnthony Williams	7-0	73	6	2	8	--	--	--	--	--
10	Baylon Spector	14-0	62	4	4	8	1.0-10	--	--	--	2
31	Mario Goodrich	14-0	113	4	3	7	--	--	3	--	5
32	Kyle Cote	14-0	14	5	1	6	--	--	--	--	6
45	Chris Register	8-0	81	4	2	6	2.5-6	--	1	--	--
18	T.J. Chase	15-0	--	2	1	3	--	--	--	--	2
6	Mike Jones Jr.	3-0	15	1	2	3	--	--	--	--	--
16	Trevor Lawrence	15-11	--	2	0	2	--	--	--	--	--
53	Regan Upshaw	9-0	8	2	0	2	--	--	--	1	--
21	Darien Rencher	7-0	--	1	1	2	--	--	--	--	2
21	Kyler McMichael	12-0	101	1	1	2	--	--	--	--	--
15	Jake Venables	3-0	6	1	1	2	--	--	--	--	--
52	Austin Spence	15-0	--	1	0	1	--	--	--	--	1
74	John Simpson	15-15	--	1	0	1	--	--	--	--	--
79	Jackson Carman	13-0	--	1	0	1	--	--	--	--	--
59	Gage Cervenka	15-8	--	1	0	1	--	--	--	--	--
7	Chase Brice	12-0	--	1	0	1	--	--	--	--	--
5	Tee Higgins	15-15	--	1	0	1	--	--	--	--	--
38	Elijah Turner	2-0	5	1	0	1	--	--	--	--	1
22	Will Swinney	15-0	--	0	1	1	--	--	--	--	1
40	Hall Morton	2-0	6	0	1	1	--	--	--	--	--
97	Nick Rowell	2-0	2	0	1	1	--	--	--	--	--
17	Justin Mascoll	1-0	8	0	0	0	--	--	--	--	--
9	Brian Dawkins Jr.	2-0	3	0	0	0	--	--	--	--	--
37	Austin Jackson	2-0	3	0	0	0	--	--	--	--	--
94	Jacob Edwards	2-0	2	0	0	0	--	--	--	--	--
91	Darnell Jefferies	1-0	2	0	0	0	--	--	--	--	--
39	Cameron Scott	4-0	2	0	0	0	--	--	--	--	--
95	James Edwards	2-0	1	0	0	0	--	--	--	--	--
Totals			777	358	1135	136.0	603	54.0	317	61	111 67

Caused Fumbles (21): Ferrell 3, Simmons 3, Terrell 2, Wallace 2, Wilkins 2, Chase 1, J.D. Davis 1, Kelly 1, Mullen 1, Muse 1, Pinckney 1, Spector 1, Thomas 1, Jo. Williams 1
Recovered Fumbles (12): Wilkins 2, Chase 1, Ferrell 1, Foster 1, Henry 1, D. Lawrence 1, Pinckney 1, Ca. Smith 1, Ch. Smith 1, Spector 1, TEAM 1

* - defensive; ^ - special teams tackles; Note: Special teams tackles and tackles after turnovers are included in tackle totals; tackle totals are from coaches film grade.

#	INTERCEPTIONS	No.	Yds	Avg	TD	Long
8	A.J. Terrell	3	95	31.7	1	44
19	Tanner Muse	2	25	12.5	0	25
11	Isaiah Simmons	1	27	27.0	1	2
1	Trayvon Mullen	1	46	46.0	0	46
57	Tre Lamar	1	43	43.0	0	43
30	Jalen Williams	1	19	19.0	0	19
12	K'Von Wallace	1	46	46.0	0	46
33	J.D. Davis	1	3	3.0	0	3
24	Nolan Turner	1	24	24.0	0	24
CLEMSON		12	328	27.3	2	46
Opponents		8	47	5.9	0	42

SPECIAL TEAMS & MISCELLANEOUS STATS

#	PUNTING	P	Yards	Y/P	LG	TB	FC	-20	50+	HB
48	Will Spiers	64	2541	39.7	63	4	24	19	9	0
97	Carson King	1	48	48.0	48	0	1	0	0	0
13	Hunter Renfrow	1	42	42.0	42	0	0	0	0	0
CLEMSON		66	2631	39.9	63	4	25	19	9	0
Opponents		114	5020	44.0	73	10	36	29	31	0

#	FIELD GOALS	FGM-FGA	Pct	1-29	30-39	40-49	50+	LG	HB
92	Greg Huegel	11-16	68.8	3-3	5-7	3-6	0-0	49	0
41	Alex Spence	0-1	0.0	0-0	0-1	0-0	0-0	0	0
29	B.T. Potter	1-1	100.0	1-1	0-0	0-0	0-0	24	0

#	KICKOFFS	KO	Yds	Avg	TB	OB
29	B.T. Potter	114	7198	63.1	79	0
98	Steven Sawicki	3	188	62.7	2	0
CLEMSON		117	7386	63.1	81	0
Opponents		48	2929	61.0	23	1

#	PUNT RETURNS	PR	Yards	Avg	TD	LG
3	Amari Rodgers	39	299	7.7	1	62
22	Will Swinney	3	1	0.3	0	3
CLEMSON		42	300	7.1	1	62
Opponents		17	121	7.1	1	74

#	KICKOFF RETURNS	KOR	Yards	Avg	TD	LG
10	Derion Kendrick	13	299	23.0	0	40
17	Cornell Powell	4	117	29.2	0	43
23	Lyn-J Dixon	1	16	16.0	0	16
3	Amari Rodgers	1	22	22.0	0	22
14	Diondre Overton	1	0	0.0	0	0
CLEMSON		20	454	22.7	0	43
Opponents		32	657	20.5	1	93

#	FUMBLE RETURNS	FR	Yards	Avg	TD	LG
42	Christian Wilkins	2	21	10.5	0	17
44	Nyles Pinckney	1	11	11.0	0	11
35	Justin Foster	1	3	3.0	0	3
99	Clelin Ferrell	0	0	0.0	1	0
CLEMSON		4	35	8.8	1	17
Opponents		2	34	17.0	0	30

#	SCORING	TD	FGs	Kick	Rush	Rcv	Pass	DXP	Saf	Pts
9	Travis Etienne	26	0-0	0-0	0-0	0	0-0	0	0	156
92	Greg Huegel	0	11-16	76-78	0-0	0	0-0	0	0	109
5	Tee Higgins	12	0-0	0-0	0-0	0	0-0	0	0	72
8	Justyn Ross	9	0-0	0-0	0-0	0	0-0	0	0	54
26	Adam Choice	7	0-0	0-0	0-0	0	0-0	0	0	42
28	Tavien Feaster	6	0-0	0-0	0-0	0	0-0	0	0	36
23	Lyn-J Dixon	5	0-0	0-0	0-0	0	0-0	0	0	30
3	Amari Rodgers	5	0-0	0-0	0-0	0	0-0	0	0	30
14	Diondre Overton	3	0-0	0-0	0-0	0	0-0	0	0	18
2	Kelly Bryant	2	0-0	0-0	0-0	0	0-0	0	0	12
42	Christian Wilkins	2	0-0	0-0	0-0	0	0-0	0	0	12
18	T.J. Chase	2	0-0	0-0	0-0	0	0-0	0	0	12
29	B.T. Potter	0	1-1	7-7	0-0	0	0-0	0	0	10
22	Will Swinney	1	0-0	0-0	0-0	0	0-0	0	0	6
90	Dexter Lawrence	1	0-0	0-0	0-0	0	0-0	0	0	6
80	Milan Richard	1	0-0	0-0	0-0	0	0-0	0	0	6
13	Hunter Renfrow	1	0-0	0-0	0-0	0	0-0	0	0	6
16	Trevor Lawrence	1	0-0	0-0	0-0	0	0-0	0	0	6
11	Isaiah Simmons	1	0-0	0-0	0-0	0	0-0	0	0	6
44	Garrett Williams	1	0-0	0-0	0-0	0	0-0	0	0	6
99	Clelin Ferrell	1	0-0	0-0	0-0	0	0-0	0	0	6
8	A.J. Terrell	1	0-0	0-0	0-0	0	0-0	0	0	6
88	Braden Galloway	1	0-0	0-0	0-0	0	0-0	0	0	6
1	Trevion Thompson	1	0-0	0-0	0-0	0	0-0	0	0	6
41	Alex Spence	0	0-1	5-5	0-0	0	0-0	0	0	5
CLEMSON		90	12-18	88-90	0-0	0	0-0	0	0	664
Opponents		23	13-17	20-22	0-0	0	0-1	0	0	197

SCOREBOARD

Date	Site	W-L	Score	Opponent (AP,USA)	Attendance	CU AP,USA	Leading Rusher(s)	Leading Passer(s)	Leading Receiver(s)	Leading Tackler(s)
9-1	H	W	48-7	Furman	80,048	2,2	Dixon (6-89)	T. Lawrence (9-15-137)	Rodgers (3-44)	Simmons/Wilkins (6)
9-8	^A	W	28-26	Texas A&M (RV,RV)	104,794	2,2	K. Bryant (15-54)	K. Bryant (12-17-205)	Rodgers (5-73)	Simmons/Wallace (7)
9-15	H	W	38-7	Georgia Southern	79,844	2,2	Etienne (16-164)	T. Lawrence (12-19-194)	Ross (3-103)	Lamar (12)
9-22	A	W	49-21	* Georgia Tech	50,595	3,2	Etienne (11-122)	T. Lawrence (13-18-122)	Rodgers (6-60)	J.D. Davis (10)
9-29	H	W	27-23	* Syracuse (RV,RV)	80,122	3,2	Etienne (27-203)	T. Lawrence (10-15-93)	Higgins (4-53)	Joseph (12)
10-6	A	W	63-3	* Wake Forest	31,608	4,4	Etienne (10-167)	T. Lawrence (20-25-175)	Ross (5-74)	Lamar (8)
10-20	H	W	41-7	* NC State (16,15)	81,295	3,3	Etienne (15-39)	T. Lawrence (26-39-308)	Higgins (8-119)	Simmons (12)
10-27	A	W	59-10	* Florida State	68,403	2,2	Etienne (10-45)	T. Lawrence (20-37-314)	Rodgers (6-156)	Joseph (6)
11-3	H	W	77-16	* Louisville	78,741	2,2	Etienne (8-153)	Brice (6-7-110)	Higgins (3-26)	Joseph (10)
11-10	^A	W	27-7	* Boston College (17,14)	44,500	2,2	Etienne (11-78)	T. Lawrence (29-40-295)	H. Renfrow (8-80)	Muse (10)
11-17	^H	W	35-6	* Duke (RV,RV)	81,313	2,2	Etienne (9-81)	T. Lawrence (21-38-251)	J. Ross (4-76)	Muse/Lamar/Joseph (8)
11-24	^H	W	56-35	South Carolina (NR,RV)	81,436	2,2	Etienne (28-150)	T. Lawrence (27-36-393)	Higgins (6-142)	Simmons (10)
12-1	^N	W	42-10	Pittsburgh (NR,RV)	67,784	2,2	Etienne (12-156)	T. Lawrence (12-24-118)	Higgins (3-36)	Lamar (9)
12-29	N	W	30-3	Notre Dame (3,3)	72,183	2,2	Etienne (14-109)	T. Lawrence (27-39-327)	Ross (6-148)	A. Bryant (6)
1-7	^N	W	44-16	Alabama (1,1)	74,814	2,2	Etienne (14-92)	T. Lawrence (20-32-347)	Ross (6-153)	Simmons (9)

2018 TEAM GAME-BY-GAME STATS

Category	FUR	TAM	GSU	GT	SYR	WF	NCS	FSU	LOU	BC	DUK	USC	PIT	ND	ALA	Totals
Points	48	28	38	49	27	63	41	59	77	27	35	56	42	30	44	664
	7	26	7	21	23	3	7	10	16	7	6	35	10	3	16	197
Total Offense	531	413	595	480	469	698	471	524	661	424	459	744	419	538	482	7908
	163	501	140	203	311	249	297	247	312	113	262	600	199	248	443	4288
Plays	70	59	77	66	82	70	80	77	57	71	75	92	59	78	63	1076
	62	72	52	64	67	78	66	75	70	57	79	75	64	69	73	1023
Yards Per Play	7.6	7.0	7.7	7.3	5.7	10.0	5.9	6.8	11.6	6.0	6.1	8.1	7.1	6.9	7.7	7.3
	2.6	7.0	2.7	3.2	4.6	3.2	4.4	3.3	4.5	2.0	3.3	8.0	3.1	3.6	6.1	4.2
Rushing Yards	249	115	309	248	293	471	91	120	492	129	208	351	301	211	135	3723
	117	71	80	146	61	175	104	-21	81	9	104	90	191	88	148	1444
Carries	35	32	46	36	53	40	32	33	37	30	36	55	35	37	31	568
	53	32	43	56	26	51	31	35	36	33	35	25	48	35	37	576
Passing Yards	282	298	286	232	176	227	380	404	169	295	251	393	118	327	347	4185
	46	430	60	57	250	74	193	268	231	104	158	510	8	160	295	2844
Completions	23	17	21	19	17	25	32	24	14	29	21	27	12	27	20	328
	4	23	3	3	26	7	22	20	17	14	24	32	4	17	22	238
Passing Attempts	35	27	31	30	29	30	48	44	20	41	39	37	24	41	32	508
	9	40	9	8	41	27	35	40	34	24	44	50	16	34	36	447
Had Intercepted	0	0	2	2	1	0	0	1	1	1	0	0	0	0	0	8
	0	0	0	0	1	1	2	1	2	0	0	1	1	1	2	12
Completion Percentage	65.7%	63.0%	67.7%	63.3%	58.6%	83.3%	66.7%	54.5%	70.0%	70.7%	53.8%	73.0%	50.0%	65.9%	62.5%	64.6%
	44.4%	57.5%	33.3%	37.5%	63.4%	25.9%	62.9%	50.0%	50.0%	58.3%	54.5%	64.0%	25.0%	50.0%	61.1%	53.2%
Passing Efficiency	171.1	180.1	143.0	159.0	102.7	179.9	140.0	164.6	213.5	134.3	124.8	171.1	118.8	157.0	184.5	154.65
	124.0	172.6	89.3	138.6	109.8	41.5	97.7	109.5	95.3	94.7	84.7	178.7	16.7	83.6	137.2	110.91
First Downs	23	14	27	25	28	22	24	25	28	19	25	38	13	26	21	358
	13	25	7	15	12	11	16	15	16	8	17	29	11	17	23	235
Total Touchdowns	6	4	5	7	3	9	5	8	11	3	5	8	6	4	6	90
	1	3	1	3	2	0	1	1	2	1	0	5	1	0	2	23
Rushing Touchdowns	2	2	4	2	3	6	4	3	5	1	3	7	4	1	2	49
	0	0	1	2	2	0	1	0	1	0	0	0	1	0	0	8
Passing Touchdowns	4	2	1	4	0	3	1	5	5	1	2	1	2	3	3	37
	1	3	0	1	0	0	0	1	0	0	0	5	0	0	2	13
Field Goals	2-2	0-0	1-3	0-0	2-3	0-0	2-3	1-1	0-0	2-2	0-0	0-1	0-0	1-2	1-1	12-18
	0-0	2-4	0-0	0-1	3-3	1-1	0-0	1-1	1-1	0-0	2-3	0-0	1-1	1-1	1-1	13-17
Punting	2-67	8-321	1-32	3-122	4-161	7-296	4-160	5-187	1-44	6-224	8-360	2-74	7-251	5-199	3-133	66-2631
	8-337	5-275	8-312	6-291	7-340	12-496	6-290	12-499	6-224	12-520	10-437	3-150	9-382	8-367	2-100	114-5020
Punting Average	33.5	40.1	32.0	40.7	40.2	42.3	40.0	37.4	44.0	37.3	45.0	37.0	35.9	39.8	44.3	39.9
	42.1	55.0	39.0	48.5	48.6	41.3	48.3	41.6	37.3	43.3	43.7	50.0	42.4	45.9	50.0	44.0
Net Punting Average*	23.5	37.0	32.0	40.3	40.2	39.6	40.0	34.6	44.0	25.7	44.9	27.0	32.6	39.6	42.0	36.8
	31.2	49.2	38.8	39.8	43.1	39.9	44.0	36.6	37.3	36.5	40.0	43.3	42.4	39.6	50.0	39.6
Time of Possession	25:30	26:08	28:13	23:55	32:51	29:42	29:24	28:44	22:30	35:23	27:40	34:51	25:16	32:54	28:23	28:45
	34:30	33:52	31:47	36:05	27:09	30:18	30:36	31:16	37:30	24:37	32:20	25:09	34:44	27:06	31:37	31:14
Third-Down Conversions	5-12	4-13	7-12	5-9	5-15	5-15	8-15	7-16	7-8	5-15	4-14	8-13	4-12	9-18	10-15	93/202
	5-16	6-16	4-14	4-15	3-15	5-21	2-12	4-17	6-16	3-16	6-19	7-14	3-17	5-17	4-13	68/239
Fourth-Down Conversions	1-3	0-1	1-1	0-0	2-2	1-1	0-1	0-2	0-0	1-2	1-1	2-2	0-1	1-1	1-1	11/19
	0-1	0-0	0-1	2-3	1-2	0-2	0-0	0-0	1-3	0-1	0-0	1-3	1-2	1-2	3-6	10/28
Red-Zone Scoring	5-5	3-4	4-5	3-3	3-3	3-3	6-8	7-7	7-7	4-4	3-3	7-8	5-6	1-3	5-6	66-75
	1-2	3-4	1-1	3-4	4-4	1-2	1-2	1-1	2-3	0-0	2-2	2-4	2-2	1-1	2-4	26-36
Red-Zone Touchdowns	4	3	3	3	2	3	4	6	7	2	3	7	5	1	4	57
	1	2	1	3	2	0	1	0	1	0	0	2	1	0	1	15
Red-Zone Points	28	21	24	21	17	21	34	45	49	20	21	49	35	7	31	423
	7	24	7	21	20	3	7	3	10	0	6	14	10	3	10	132
Turnovers	0	0	3	2	3	1	1	1	2	2	0	1	0	1	0	17
	2	2	1	1	1	1	3	2	3	0	0	1	3	2	2	24
Points Off Turnovers	7	7	0	7	3	7	10	10	21	0	0	0	21	10	14	117
	0	0	7	14	10	0	0	7	0	0	0	7	0	0	0	45
Penalties	4-50	4-49	7-65	6-68	3-16	3-28	8-67	5-50	3-15	2-15	7-54	8-79	6-41	6-65	1-12	73-674
	3-22	5-32	4-20	4-30	5-31	5-55	6-49	16-134	10-100	6-42	6-52	7-48	8-54	7-50	6-60	98-779
Punt Returns	2-87	2-9	2-2	2-32	2-2	4-17	4-6	5-60	3-0	5-62	4-17	0-0	5-0	2-10	0-0	42-300
	0-0	2-25	0-0	1-1	0-0	5-19	0-0	2-(-)6	0-0	2-70	2-1	0-0	1-3	1-1	1-7	17-121
Kickoff Returns	1-43	1-16	0-0	2-58	3-52	0-0	1-40	1-28	2-52	2-38	3-62	3-52	0-0	1-13	0-0	20-454
	0-0	2-34	1-10	1-12	0-0	1-25	1-0	4-60	8-247	4-74	2-41	3-55	4-69	0-0	1-30	32-657
Interception Returns	0-0	0-0	0-0	0-0	1-20	0-0	2-65	1-43	2-52	0-0	0-0	1-3	1-31	1-24	2-90	12-328
	0-0	0-0	2-0	2-44	1-3	0-0	0-0	1-0	1-0	1-0	0-0	0-0	0-0	0-0	0-0	8-47
Fumble Returns	0-0	1-3	1-11	1-4	0-0	0-0	0-0	0-0	0-0	0-0	0-0	0-0	1-17	0-0	0-0	4-35
	0-0	0-0	0-0	0-0	0-0	0-0	0-0	0-0	1-30	0-0	0-0	0-0	0-0	1-4	0-0	2-34
Sacks	3-13	4-19	5-27	4-21	1-8	3-24	1-9	5-38	6-30	4-27	4-21	3-20	3-19	6-26	2-15	54-317
	1-9	1-8	1-5	1-6	4-30	2-13	2-13	0-0	0-0	1-6	0-0	0-0	1-6	3-19	0-0	17-115

Note: Clemson totals on top, opponent totals on bottom.

2018 SUPERLATIVES

TEAM

Category	2018 Clemson Team High	Clemson Team Record	2018 Opponent Team High	Opponent Team Record
Total Offense	744 vs. South Carolina, 11-24	756 vs. Wake Forest, 10-31-1981	600 by South Carolina, 11-24	771 by Florida State, 11-4-2000
Plays	92 vs. South Carolina, 11-24	102 vs. NC State, 11-17-2012	79 by Duke, 11-17	99 by South Carolina, 11-12-1968 99 by Louisville, 10-1-2016
Yards Per Play	11.6 vs. Louisville, 11-3	11.6 vs. Louisville, 11-3	8.0 by South Carolina, 11-24	9.3 by Florida State, 11-4-2000
Rushing Yards	492 vs. Louisville, 11-3	615 vs. Georgia Tech, 10-17-1903	148 by Alabama, 1-7	478 by Tulane, 11-18-1944
Carries	55 vs. South Carolina, 11-24	78 vs. Duke, 10-20-1979	56 by Georgia Tech, 9-22	82 by North Carolina, 11-15-1969
Yards Per Carry	13.3 vs. Louisville, 11-3	13.3 vs. Louisville, 11-3	4.0 by Alabama, 1-7	
Rushing Touchdowns	7 vs. South Carolina, 11-24	11 vs. Presbyterian College, 9-25-1948	2 by Georgia Tech, 9-22 2 by Syracuse, 9-29	
Passing Yards	404 vs. Florida State, 10-27	580 vs. Pittsburgh, 11-12-2016	510 by South Carolina, 11-24	521 by Florida State, 11-4-2000
Completions	32 vs. NC State, 10-20	52 vs. Pittsburgh, 11-12-2016	32 by South Carolina, 11-24	39 by Texas Tech, 12-23-2002
Passing Attempts	48 vs. NC State, 10-20	70 vs. Pittsburgh, 11-12-2016	50 by South Carolina, 11-24	59 by Louisiana Tech, 12-31-2001
Completion % ^(10 comp.)	83.3 vs. Wake Forest, 10-6	88.2 vs. The Citadel, 9-16-1978	63.4 by Syracuse, 9-29	84.6 by NC State, 10-20-1990
Passing Efficiency ^(10 comp.)	213.5 vs. Louisville, 11-3	262.9 vs. Furman, 9-15-2007	178.7 by South Carolina, 11-24	232.2 by Florida State, 9-11-1993
Passing Touchdowns	5 vs. Florida State, 10-27 vs. Louisville, 11-3	6 vs. many (5)	5 by South Carolina, 11-24	6 by Florida State, 9-11-1993 6 by West Virginia, 1-4-2012
Longest Pass	74 vs. Alabama, 1-7	97 vs. Virginia, 11-16-1974	75 by South Carolina, 11-24	98 by Florida State, 11-4-2000
First Downs	38 vs. South Carolina, 11-24	40 vs. South Carolina, 11-26-2016	29 by South Carolina, 11-24	35 by Maryland, 11-17-1984
Total Touchdowns	11 vs. Louisville, 11-3	12 vs. Wake Forest, 10-31-1981	5 by South Carolina, 11-24	10 by West Virginia, 1-4-2012
Points	77 vs. Wake Forest, 10-6	122 vs. Guilford, 10-5-1901	35 by South Carolina, 11-24	74 by Alabama, 11-14-1931
Field Goals	2 four times, last vs. Boston College, 11-10	6 vs. Texas A&M, 9-3-2005 6 vs. Boston College, 9-19-2009	3 by Syracuse, 9-29	6 by Duke, 10-16-1976
Punting Average ^(3 punts)	45.0 vs. Duke, 11-17	56.7 vs. Wake Forest, 11-1-1986	55.0 by Texas A&M, 9-8	55.0 by Texas A&M, 9-8-2018
Time of Possession	35:23 vs. Boston College, 11-10	42:58 vs. North Carolina, 11-7-1992	37:31 by Louisville, 11-3	41:52 by North Texas, 9-4-2010
Penalties	8 vs. NC State, 10-20 8 vs. South Carolina, 11-24	20 vs. NC State, 10-13-2001	16 by Florida State, 10-27	21 by Mississippi State, 12-30-1999
Penalty Yards	79 vs. Georgia Tech, 9-22 79 vs. South Carolina, 11-24	181 vs. NC State, 10-13-2001	134 by Florida State, 10-27	188 by Mississippi State, 12-30-1999
Turnovers	3 vs. Georgia Southern, 9-15 3 vs. Syracuse, 9-29	10 vs. Florida, 10-11-1952	3 by NC State, 10-20 3 by Louisville, 11-3	9 by Georgia, 9-19-1981
Third-Down Conversions	10 vs. Alabama, 1-7	15 vs. Western Carolina, 9-3-1983	7 by South Carolina, 11-24	15 by Georgia, 9-21-1985
Third-Down Conversion %	87.5 vs. Louisville, 11-3	100.0 vs. Wake Forest, 10-31-1981	50.0 by South Carolina, 11-24	72.7 by Florida State, 9-11-1993
Field Position	42 vs. Florida State, 10-27	49 vs. Florida Atlantic, 9-2-2006	33 by Syracuse, 9-29	50 by Wake Forest, 10-7-2006
Punt Return Yards	87 vs. Furman, 9-1	227 vs. Georgia Tech, 9-26-1987	70 by Boston College, 11-10	150 by Florida State, 9-20-1997
Kickoff Return Yards	62 vs. Duke, 11-17	286 vs. Florida State, 9-25-2004	247 by Louisville, 11-3	290 by North Carolina, 10-22-2011
Interception Return Yards	90 vs. Alabama, 1-7	143 vs. Maryland, 10-31-1970	44 by Georgia Tech, 9-22	166 by Auburn, 11-21-1953
Interceptions By Defense	2 three times, last vs. Alabama, 1-7	6 vs. South Carolina, 11-27-1971 6 vs. NC State, 9-30-1995	2 by Georgia Southern, 9-15 2 by Georgia Tech, 9-22	7 by South Carolina, 10-25-1945
Fumble Return Yards	18 vs. Pitt, 12-1	93 vs. Virginia, 9-19-1998	30 by Louisville, 11-3	103 by West Virginia, 1-4-2012
Sacks	6 vs. Louisville, 11-3 6 vs. Notre Dame, 12-29	12 vs. Furman, 9-7-1996	4 by Syracuse, 9-29	7 by Florida State, 9-20-1997 7 by Virginia, 10-11-1997

INDIVIDUAL

Category	2018 Clemson Individual Best	Clemson Individual Record	2018 Opponent Individual Best	Opponent Individual Record
Total Offense	435 by Trevor Lawrence vs. South Carolina, 11-24	588 by Deshaun Watson vs. Pittsburgh, 11-12-2016	490 by Jake Bentley (South Carolina) 11-24	509 by Chris Weinke (Florida State), 11-4-2000
Rushing Yards	203 by Travis Etienne vs. Syracuse, 9-29	263 by Raymond Priestner vs. Duke, 11-11-1995	92 by Kendall Hinton (Wake Forest) 10-6	256 by Steve Wadiak (South Carolina), 10-19-1950
Carries	28 by Travis Etienne vs. South Carolina, 11-24	36 by many (3)	25 by TaQuon Marshall (GA Tech) 9-22	45 by James McDougald (Wake Forest), 10-9-1976
Rushing Touchdowns	3 by two players four times	5 by Stumpy Banks vs. Furman, 10-13-1917 5 by Maxcey Welch vs. Newberry, 10-17-1930	2 by Eric Dungey (Syracuse) 9-29	4 by many (4)
Longest Carry	75 by Travis Etienne vs. Pitt, 12-1	90 by Banks McFadden vs. Presbyterian College, 9-23-1939 90 by Buck George vs. Furman, 11-17-1951	53 by Kendall Hinton (Wake Forest) 10-6	98 Steve Atkins (Maryland), 11-18-1978
Passing Yards	393 by Trevor Lawrence vs. South Carolina, 11-24	580 by Deshaun Watson vs. Pittsburgh, 11-12-2016	510 by Jake Bentley (South Carolina) 11-24	521 by Chris Weinke (Florida State), 11-4-2000
Completions	29 by Trevor Lawrence vs. Boston College, 11-10	52 by Deshaun Watson vs. Pittsburgh, 11-12-2016	32 by Jake Bentley (South Carolina) 11-24	35 by George Godsey (Ga. Tech), 10-28-2000
Passing Attempts	40 by Trevor Lawrence vs. Boston College, 11-10	70 by Deshaun Watson vs. Pittsburgh, 11-12-2016	50 by Jake Bentley (South Carolina) 11-24	57 by Kip Allen (The Citadel), 10-4-1986 57 by George Godsey (Georgia Tech), 10-28-2000
Completion % ^(10 comp.)	80.0 by Trevor Lawrence vs. Wake Forest, 10-6	95.0 by Cole Stoudt vs. SC State, 9-7-2013	64.0 by Jake Bentley (South Carolina) 11-24	100.0 by Darian Durant (North Carolina), 10-20-2001
Passing Efficiency ^(10 comp.)	216.6 by Trevor Lawrence vs. GA Tech, 9-22	261.9 by Tajh Boyd vs. Syracuse, 10-5-2013	178.7 by Jake Bentley (South Carolina) 11-24	245.5 by Mike Elkins (Wake Forest), 10-29-1988
Passing Touchdowns	4 by Trevor Lawrence vs. GA Tech, 9-22 4 by Trevor Lawrence vs. Florida State, 10-27	6 by Deshaun Watson vs. North Carolina, 9-27-2014	5 by Jake Bentley (South Carolina) 11-24	6 by Geno Smith (West Va.), 1-4-2012
Receptions	8 by Tee Higgins vs. NC State, 10-20 8 by Hunter Renfrow vs. Boston College, 11-10	16 by Sammy Watkins vs. Ohio State, 1-3-2014	10 by Deebo Samuel (South Carolina) 11-24	14 by Kelly Campbell (Ga. Tech), 10-28-2000
Receiving Yards	156 by Amari Rodgers vs. Florida State, 10-27	227 by Sammy Watkins vs. Ohio State, 1-3-2014	210 by Deebo Samuel (South Carolina) 11-24	249 by Peter Warrick (Florida State), 9-20-1997
Receiving Touchdowns	2 four times by three players	3 by many (6)	3 by Deebo Samuel (South Carolina) 11-24	4 by Torry Holt (NC State), 10-31-1998 4 by Tavon Austin (West Virginia), 1-4-2012
All-Purpose Yards	218 by Amari Rodgers vs. Florida State, 10-27	345 by Sammy Watkins vs. Maryland, 10-15-2011	247 by Deebo Samuel (South Carolina) 11-24	496 by Tobias Palmer (NC State), 11-17-2012
Total Touchdowns	3 by Travis Etienne , four times 3 by Adam Choice vs. North Carolina, 11-24	5 by Stumpy Banks vs. Furman, 10-13-1917 5 by Maxcey Welch vs. Newberry, 10-17-1930	3 by Deebo Samuel (South Carolina) 11-24	4 by many (7)
Points	18 by two players five times	33 by Maxcey Welch vs. Newberry, 10-17-1930	18 by Deebo Samuel (South Carolina) 11-24	24 by many (7)
Field Goals	2 by Greg Huegel , four times	6 by Jad Dean vs. Texas A&M, 9-3-2005 6 by Richard Jackson vs. Boston College, 9-19-2009	3 by Andre Szmyt (Syracuse) 9-29	6 by Vince Fusco (Duke), 10-17-1976
Longest Field Goal	49 by Greg Huegel vs. Furman, 9-1	61 by Spencer Benton vs. Ball State, 9-8-2012	51 by Andre Szmyt (Syracuse) 9-29	60 by Kevin Butler (Georgia), 9-22-1984
Punting Average ^(3 punts)	44.6 by Will Spiers vs. Duke, 11-17	55.3 by Dale Hatcher vs. Kentucky, 10-2-1982	55.0 by Braden Mann (Texas A&M), 9-8	
Punt Return Yards	87 by Amari Rodgers vs. Furman, 9-1	167 by Don Kelley vs. Maryland, 10-20, 1970	70 by Michael Walker (Boston College), 11-10	
Kickoff Return Yards	62 by Derion Kendrick vs. Duke, 11-17	282 by Justin Miller vs. Florida State, 9-25-2004	247 by Hassan Hall (Louisville) 11-3	
Interception Return Yards	46 by K'Von Wallace vs. NC State, 10-20 46 by Trayvon Mullen vs. Alabama, 1-7	101 by Willie Underwood vs. South Carolina, 11-22-1980	42 by Malik Rivera (GA Tech), 9-22	128 by Dennis Tabron (Duke), 10-18-1980
Interceptions	1 12 times by nine players	3 by many (5)	1 by many	4 by Jim Dooley (Miami (Fla.)), 1-1-1952
Fumble Return Yards	18 by Christian Wilkins vs. Pitt, 12-1	93 by Antwan Edwards vs. Virginia, 9-19-1998	30 by Amonte Caban (Louisville) 11-3	99 by Darwin Cook (West Virginia), 1-4-2012
Tackles	12 by Tre Lamar vs. GA Southern, 9-15 12 by Kendall Joseph vs. Syracuse, 9-29	27 by Keith Adams vs. South Carolina, 11-20-1999	18 by Aloh Gilman (Notre Dame), 12-29	29 by Ed Stetz (Wake Forest) 10-30-1971
Tackles For Loss	3.0 by Clelin Ferrell vs. Texas A&M, 9-8	6 by Keith Adams vs. Duke, 11-6-1999 6 by Andre Branch vs. Virginia Tech, 10-1-2011	3.5 by Anfernee Jennings (Alabama), 1-7	4.5 by Jadeveon Clowney (South Carolina), 11-24-2012 4.5 by Brian Burns (FSU) 11-11
Sacks	2.0 six times by three players	4 by Keith Adams vs. Duke, 11-6-1999 4 by Andre Branch vs. Va. Tech, 10-1-2011	2.0 by Kendall Coleman (Syracuse) 9-29	4.5 by Jadeveon Clowney (South Carolina), 11-24-2012

Note: Numbers in (parentheses) denote minimums; **bold** denotes a Clemson home game.

2018 INDIVIDUAL GAME-BY-GAME STATS

RETURNS					#3 RODGERS (KR)				#10 KENDRICK (KR)				#17 POWELL (KR)				#23 DIXON (KR)				#3 RODGERS (PR)			
Opponent	KR	Yds	Avg.	TD	KR	Yds	Avg.	TD	KR	Yds	Avg.	TD	KR	Yds	Avg.	TD	KR	Yds	Avg.	TD	PR	Yds	Avg.	TD
Furman	-	-	-	-	-	-	-	-	-	-	-	-	1	43	43.0	0	-	-	-	-	2	87	43.5	0
Texas A&M	-	-	-	-	-	-	-	-	-	-	-	-	1	16	16.0	0	DNP	-	-	-	2	9	4.5	0
Georgia Southern	-	-	-	-	-	-	-	-	-	-	-	-	-	-	-	-	-	-	-	-	2	2	1.0	0
Georgia Tech	-	-	-	-	-	-	-	-	-	-	-	-	2	58	29.0	0	-	-	-	-	2	32	16.0	0
Syracuse	1	22	22.0	0	1	14	14.0	0	DNP	-	-	-	1	16	16.0	0	-	-	-	-	2	-2	-1.0	0
Wake Forest	-	-	-	-	-	-	-	-	-	-	-	-	DNP	-	-	-	-	-	-	-	3	14	4.7	0
NC State	-	-	-	-	1	40	40.0	0	DNP	-	-	-	-	-	-	-	-	-	-	-	4	6	1.5	0
Florida State	-	-	-	-	1	28	28.0	0	DNP	-	-	-	-	-	-	-	-	-	-	-	3	62	20.7	0
Louisville	-	-	-	-	2	52	26.0	0	DNP	-	-	-	-	-	-	-	-	-	-	-	3	0	0.0	0
Boston College	-	-	-	-	2	38	19.0	0	DNP	-	-	-	-	-	-	-	-	-	-	-	5	62	12.4	1
Duke	-	-	-	-	3	62	20.7	0	DNP	-	-	-	-	-	-	-	-	-	-	-	4	17	4.3	0
South Carolina	-	-	-	-	2	52	26.0	0	DNP	-	-	-	-	-	-	-	-	-	-	-	-	-	-	-
Pittsburgh	-	-	-	-	-	-	-	-	DNP	-	-	-	-	-	-	-	-	-	-	-	5	0	0.0	0
Notre Dame	-	-	-	-	1	13	13.0	0	DNP	-	-	-	-	-	-	-	-	-	-	-	2	10	5.0	0
Alabama	-	-	-	-	-	-	-	-	DNP	-	-	-	-	-	-	-	-	-	-	-	-	-	-	-
TOTALS	1	22	22.0	0	12	285	23.8	0	4	117	29.3	0	1	16	16.0	0	39	299	7.7	1				

DEFENSE					#3 THOMAS (DL)				#7 BRYANT (DL)				#13 HENRY (DL)				#17 MASCOLL (DL)				#22 KELLY (DL)				#35 FOSTER (DL)			
Opponent	Snaps	Tack	TFL	Sack	Snaps	Tack	TFL	Sack	Snaps	Tack	TFL	Sack	Snaps	Tack	TFL	Sack	Snaps	Tack	TFL	Sack	Snaps	Tack	TFL	Sack	Snaps	Tack	TFL	Sack
Furman	10	3	1.0	0.0	35	1	0.0	0.0	13	1	0.0	0.0	DNP	-	-	-	DNP	-	-	-	18	2	0.0	0.0	21	3	1.0	0.0
Texas A&M	5	0	0.0	0.0	66	6	2.0	0.0	DNP	-	-	-	DNP	-	-	-	DNP	-	-	-	DNP	-	-	-	15	1	1.0	1.0
Georgia Southern	16	2	1.0	1.0	26	3	2.0	2.0	6	2	0.0	0.0	DNP	-	-	-	DNP	-	-	-	13	2	0.0	0.0	13	1	0.0	0.0
Georgia Tech	23	4	0.0	0.0	31	2	1.0	1.0	4	1	0.0	0.0	DNP	-	-	-	DNP	-	-	-	9	1	0.0	0.0	11	0	0.0	0.0
Syracuse	17	2	1.0	1.0	60	4	0.5	0.0	DNP	-	-	-	DNP	-	-	-	DNP	-	-	-	DNP	-	-	-	-	-	-	-
Wake Forest	26	4	2.0	0.0	32	1	0.0	0.0	16	5	2.0	0.0	DNP	-	-	-	DNP	-	-	-	14	1	0.0	0.0	17	1	0.0	0.0
NC State	24	5	2.5	0.0	41	2	0.5	0.0	DNP	-	-	-	8	0	0.0	0.0	11	0	0.0	0.0	11	0	0.0	0.0	12	1	0.0	0.0
Florida State	25	3	2.0	1.0	37	1	0.0	0.0	DNP	-	-	-	DNP	-	-	-	14	2	1.0	1.0	14	2	1.0	1.0	20	5	2.5	0.0
Louisville	22	4	0.0	0.0	35	2	1.0	1.0	DNP	-	-	-	DNP	-	-	-	11	0	0.0	0.0	11	0	0.0	0.0	19	0	0.0	0.0
Boston College	21	4	0.0	0.0	41	4	1.5	1.0	DNP	-	-	-	DNP	-	-	-	1	0	0.0	0.0	1	0	0.0	0.0	6	0	0.0	0.0
Duke	25	3	0.0	0.0	56	1	0.0	0.0	DNP	-	-	-	DNP	-	-	-	1	1	0.0	0.0	1	1	0.0	0.0	9	1	0.0	0.0
South Carolina	24	1	0.0	0.0	54	2	2.0	1.0	DNP	-	-	-	DNP	-	-	-	DNP	-	-	-	DNP	-	-	-	10	0	0.0	0.0
Pittsburgh	28	3	0.0	0.0	40	6	0.0	0.0	DNP	-	-	-	DNP	-	-	-	1	0	0.0	0.0	1	0	0.0	0.0	5	0	0.0	0.0
Notre Dame	18	2	0.5	0.0	56	6	3.0	2.0	DNP	-	-	-	DNP	-	-	-	DNP	-	-	-	DNP	-	-	-	10	4	1.5	1.0
Alabama	20	3	0.5	0.5	57	3	1.0	0.0	DNP	-	-	-	DNP	-	-	-	DNP	-	-	-	DNP	-	-	-	12	0	0.0	0.0
TOTALS	304	43	10.5	3.5	667	44	14.5	8.0	39	9	2.0	0.0	8	0	0.0	0.0	93	9	1.0	1.0	93	9	1.0	1.0	180	17	6.0	2.0

DEFENSE (cont.)					#42 WILKINS (DL)				#44 PINCKNEY (DL)				#45 REGISTER (DL)				#54 RUDOLPH (DL)				#59 J. WILLIAMS (DL)				#67 HUGGINS (DL)			
Opponent	Snaps	Tack	TFL	Sack	Snaps	Tack	TFL	Sack	Snaps	Tack	TFL	Sack	Snaps	Tack	TFL	Sack	Snaps	Tack	TFL	Sack	Snaps	Tack	TFL	Sack	Snaps	Tack	TFL	Sack
Furman	25	6	1.0	1.0	26	2	0.0	0.0	DNP	-	-	-	DNP	-	-	-	15	1	0.0	0.0	11	3	1.5	0.5	23	3	0.5	0.5
Texas A&M	62	4	1.0	0.0	8	0	0.0	0.0	DNP	-	-	-	DNP	-	-	-	DNP	-	-	-	DNP	-	-	-	28	1	0.0	0.0
Georgia Southern	18	2	0.5	0.0	26	4	1.0	0.0	9	1	0.0	0.0	9	1	0.0	0.0	DNP	-	-	-	DNP	-	-	-	23	1	0.0	0.0
Georgia Tech	32	5	2.0	1.0	31	6	1.0	0.0	4	1	0.0	0.0	12	2	0.0	0.0	DNP	-	-	-	DNP	-	-	-	32	7	0.0	0.0
Syracuse	49	2	1.0	0.0	14	3	0.0	0.0	DNP	-	-	-	6	1	0.0	0.0	2	0	0.0	0.0	2	0	0.0	0.0	22	0	0.0	0.0
Wake Forest	29	4	0.0	0.0	33	3	1.0	0.0	21	2	2.0	0.0	17	2	1.0	0.0	38	5	0.0	0.0	38	5	0.0	0.0	20	1	1.0	0.0
NC State	36	1	0.0	0.0	16	0	0.0	0.0	DNP	-	-	-	13	2	0.0	0.0	16	0	0.0	0.0	16	0	0.0	0.0	22	1	0.0	0.0
Florida State	29	3	1.0	0.0	30	3	0.5	0.0	19	1	0.5	0.0	19	0	0.0	0.0	21	2	1.5	1.0	21	2	1.5	1.0	30	3	1.0	1.0
Louisville	33	8	3.0	0.5	25	1	0.0	0.0	12	0	0.0	0.0	18	0	0.0	0.0	17	2	0.0	0.0	17	2	0.0	0.0	21	0	0.0	0.0
Boston College	38	5	1.0	0.5	10	0	0.0	0.0	DNP	-	-	-	DNP	-	-	-	5	0	0.0	0.0	5	0	0.0	0.0	18	2	0.0	0.0
Duke	55	6	1.5	1.0	22	1	0.0	0.0	10	1	0.0	0.0	9	1	0.0	0.0	9	0	0.0	0.0	9	0	0.0	0.0	24	3	0.0	0.0
South Carolina	51	2	1.0	1.0	22	1	0.0	0.0	4	0	0.0	0.0	7	0	0.0	0.0	9	0	0.0	0.0	9	0	0.0	0.0	23	1	1.0	1.0
Pittsburgh	39	4	0.5	0.0	22	0	0.0	0.0	2	0	0.0	0.0	12	4	0.0	0.0	4	0	0.0	0.0	4	0	0.0	0.0	21	1	0.0	0.0
Notre Dame	54	1	0.5	0.5	15	0	0.0	0.0	DNP	-	-	-	4	0	0.0	0.0	11	1	0.0	0.0	11	1	0.0	0.0	45	1	0.0	0.0
Alabama	64	4	1.0	0.5	16	2	1.0	0.0	DNP	-	-	-	DNP	-	-	-	4	0	0.0	0.0	4	0	0.0	0.0	56	5	0.0	0.0
TOTALS	614	57	15.0	6.0	316	26	4.5	0.0	81	6	2.5	0.0	141	13	1.0	0.0	147	13	3.0	1.5	147	13	3.0	1.5	408	30	3.5	2.5

DEFENSE (cont.)	#90 LAWRENCE (DL)				#91 JEFFRIES (DL)				#94 EDWARDS (DL)				#95 EDWARDS (DL)				#97 ROWELL (DL)				#99 FERRELL (DL)			
Opponent	Snaps	Tack	TFL	Sack	Snaps	Tack	TFL	Sack	Snaps	Tack	TFL	Sack	Snaps	Tack	TFL	Sack	Snaps	Tack	TFL	Sack	Snaps	Tack	TFL	Sack
Furman	26	3	1.0	0.0	DNP	-	-	-	DNP	-	-	-	0	0	0.0	0.0	DNP	-	-	-	36	3	1.0	1.0
Texas A&M	53	3	0.0	0.0	DNP	-	-	-	DNP	-	-	-	DNP	-	-	-	DNP	-	-	-	66	3	3.0	2.0
Georgia Southern	21	3	0.0	0.0	DNP	-	-	-	2	0	0.0	0.0	1	0	0.0	0.0	2	1	0.0	0.0	27	7	2.5	2.0
Georgia Tech	26	1	0.0	0.0	DNP	-	-	-	DNP	-	-	-	DNP	-	-	-	DNP	-	-	-	39	2	0.0	0.0
Syracuse	47	3	0.0	0.0	DNP	-	-	-	DNP	-	-	-	DNP	-	-	-	DNP	-	-	-	61	3	0.5	0.0
Wake Forest	23	1	0.0	0.0	DNP	-	-	-	DNP	-	-	-	DNP	-	-	-	DNP	-	-	-	29	4	1.0	1.0
NC State	30	4	0.5	0.0	DNP	-	-	-	0	0	0.0	0.0	DNP	-	-	-	0	0	0.0	0.0	40	5	2.5	0.0
Florida State	28	5	0.0	0.0	DNP	-	-	-	DNP	-	-	-	DNP	-	-	-	DNP	-	-	-	36	1	1.0	1.0
Louisville	30	3	0.5	0.5	2	0	0.0	0.0	DNP	-	-	-	DNP	-	-	-	DNP	-	-	-	38	5	0.5	0.5
Boston College	40	3	1.0	0.0	DNP	-	-	-	DNP	-	-	-	DNP	-	-	-	DNP	-	-	-	46	2	1.0	1.0
Duke	50	6	2.0	0.0	DNP	-	-	-	DNP	-	-	-	DNP	-	-	-	DNP	-	-	-	55	3	2.5	2.0
South Carolina	49	3	0.0	0.0	DNP	-	-	-	DNP	-	-	-	DNP	-	-	-	DNP	-	-	-	57	2	0.0	0.0
Pittsburgh	37	6	2.5	1.0	DNP	-	-	-	DNP	-	-	-	DNP	-	-	-	DNP	-	-	-	48	5	1.5	0.0
Notre Dame	DNP	-	-	-	DNP	-	-	-	DNP	-	-	-	DNP	-	-	-	DNP	-	-	-	56	4	1.0	1.0
Alabama	DNP	-	-	-	DNP	-	-	-	DNP	-	-	-	DNP	-	-	-	DNP	-	-	-	57	4	1.5	0.0
TOTALS	460	44	7.5	1.5	2	0	0.0	0.0	2	0	0.0	0.0	1	0	0.0	0.0	2	1	0.0	0.0	691	53	19.5	11.5

2018 INDIVIDUAL GAME-BY-GAME STATS

DEFENSE (Cont.)	#33 J.D. DAVIS (LB)				#34 JOSEPH (LB)				#36 JU. DAVIS (LB)				#43 SMITH (LB)				#47 SKALSKI (LB)				#53 UPSHAW (LB)			
Opponent	Snaps	Tack	TFL	Sack	Snaps	Tack	TFL	Sack	Snaps	Tack	TFL	Sack	Snaps	Tack	TFL	Sack	Snaps	Tack	TFL	Sack	Snaps	Tack	TFL	Sack
Furman	17	4	0.0	0.0	31	2	0.0	0.0	11	2	0.0	0.0	11	1	0.0	0.0	DNP	-	-	-	8	2	0.0	0.0
Texas A&M	36	4	1.0	0.0	70	6	1.0	1.0	0	0	0.0	0.0	0	2	0.0	0.0	DNP	-	-	-	DNP	-	-	-
Georgia Southern	21	3	0.0	0.0	38	3	0.0	0.0	3	0	0.0	0.0	3	2	0.0	0.0	DNP	-	-	-	0	0	0.0	0.0
Georgia Tech	42	10	1.0	1.0	DNP	-	-	-	14	2	0.0	0.0	11	2	0.0	0.0	23	6	1.0	0.0	0	0	0.0	0.0
Syracuse	22	2	0.0	0.0	62	12	0.0	0.0	0	0	0.0	0.0	0	0	0.0	0.0	DNP	-	-	-	0	0	0.0	0.0
Wake Forest	20	2	0.0	0.0	48	5	0.0	0.0	13	2	0.0	0.0	15	2	0.0	0.0	DNP	-	-	-	0	0	0.0	0.0
NC State	9	0	0.0	0.0	47	6	0.0	0.0	8	1	0.0	0.0	5	2	0.0	0.0	DNP	-	-	-	0	0	0.0	0.0
Florida State	25	2	0.0	0.0	38	6	0.5	0.0	9	0	0.0	0.0	26	4	1.0	0.0	DNP	-	-	-	0	0	0.0	0.0
Louisville	22	4	1.0	1.0	44	10	2.0	1.5	6	1	0.0	0.0	14	5	1.0	1.0	DNP	-	-	-	0	0	0.0	0.0
Boston College	19	3	1.0	0.0	58	8	1.5	1.5	0	0	0.0	0.0	0	2	0.0	0.0	DNP	-	-	-	DNP	-	-	-
Duke	DNP	-	-	-	73	9	0.0	0.0	5	2	0.0	0.0	15	3	0.0	0.0	DNP	-	-	-	DNP	-	-	-
South Carolina	68	3	0.0	0.0	68	7	0.0	0.0	0	1	0.0	0.0	12	4	0.0	0.0	DNP	-	-	-	DNP	-	-	-
Pittsburgh	21	3	0.0	0.0	46	4	0.0	0.0	3	0	0.0	0.0	9	5	0.0	0.0	3	2	0.0	0.0	0	0	0.0	0.0
Notre Dame	14	2	0.0	0.0	54	3	0.0	0.0	0	0	0.0	0.0	3	0	0.0	0.0	3	0	0.0	0.0	DNP	-	-	-
Alabama	10	3	0.0	0.0	61	3	0.0	0.0	2	0	0.0	0.0	3	1	0.0	0.0	9	2	0.0	0.0	DNP	-	-	-
TOTALS	346	45	4.0	2.0	738	84	5.0	4.0	74	11	0.0	0.0	127	35	2.0	1.0	38	10	1.0	0.0	8	2	0.0	0.0

DEFENSE (Cont.)	#57 LAMAR (LB)				#1 MULLEN (DB)				#2 FIELDS (DB)				#8 TERRELL (DB)				#9 DAWKINS (DB)				#12 WALLACE (DB)			
Opponent	Snaps	Tack	PBU	INT	Snaps	Tack	PBU	INT	Snaps	Tack	PBU	INT	Snaps	Tack	PBU	INT	Snaps	Tack	PBU	INT	Snaps	Tack	PBU	INT
Furman	26	3	0.0	0.0	39	1	0	0	19	0	0	0	35	0	0	0	DNP	-	-	-	30	6	0	0
Texas A&M	46	6	0.5	0.0	65	2	0	0	28	4	0	0	61	5	0	0	DNP	-	-	-	66	7	2	0
Georgia Southern	35	12	0.0	0.0	16	0	0	0	39	0	1	0	41	1	0	0	3	0	0	0	37	1	0	0
Georgia Tech	25	4	0.0	0.0	38	1	0	0	24	0	1	0	46	3	1	0	DNP	-	-	-	36	2	0	0
Syracuse	54	10	1.0	0.0	39	1	0	0	DNP	-	-	-	67	3	1	1	DNP	-	-	-	69	5	0	0
Wake Forest	37	8	2.0	2.0	2	0	0	0	48	1	1	0	59	4	1	0	DNP	-	-	-	35	4	0	0
NC State	23	1	0.0	0.0	49	2	0	0	29	0	1	0	43	2	2	0	DNP	-	-	-	39	3	2	1
Florida State	32	5	0.0	0.0	40	5	1	0	29	1	0	0	36	2	0	0	DNP	-	-	-	37	3	1	0
Louisville	38	2	0.0	0.0	42	1	1	0	DNP	-	-	-	31	1	0	0	0	0	0	0	33	2	0	0
Boston College	39	6	0.0	0.0	57	6	1	0	16	0	0	0	41	5	0	0	DNP	-	-	-	42	4	0	0
Duke	42	8	0.0	0.0	72	1	1	0	10	0	0	0	76	7	1	0	DNP	-	-	-	54	4	1	0
South Carolina	DNP	-	-	-	62	5	0	0	24	2	0	0	70	4	0	0	DNP	-	-	-	31	4	0	0
Pittsburgh	53	9	2.0	1.0	60	1	0	0	18	1	0	0	61	5	0	1	DNP	-	-	-	44	1	1	0
Notre Dame	54	5	0.0	0.0	65	5	0	0	DNP	-	-	-	65	3	1	0	DNP	-	-	-	52	4	0	0
Alabama	61	6	0.0	0.0	55	6	0	1	18	0	2	0	73	8	0	1	DNP	-	-	-	56	5	0	0
TOTALS	565	85	5.5	3.0	701	37	4	1	302	9	6	0	805	53	7	3	3	0	0	0	661	55	7	1

DEFENSE (Cont.)	#14 JOHNSON (DB)				#19 MUSE (DB)				#20 L. WILLIAMS (DB)				#21 McMICHAEL (DB)				#24 N. TURNER (DB)				#31 GOODRICH (DB)			
Opponent	Snaps	Tack	PBU	INT	Snaps	Tack	PBU	INT	Snaps	Tack	PBU	INT	Snaps	Tack	PBU	INT	Snaps	Tack	PBU	INT	Snaps	Tack	PBU	INT
Furman	26	0	0	0	29	3	0	0	18	3	0	0	6	0	0	0	27	2	0	0	14	0	0	0
Texas A&M	32	4	1	0	44	3	1	0	DNP	-	-	-	0	0	0	0	10	0	0	0	DNP	-	-	-
Georgia Southern	16	2	0	0	35	6	0	0	4	0	0	0	0	0	0	0	14	1	0	0	1	0	0	0
Georgia Tech	22	2	0	0	42	3	0	0	16	1	0	0	6	0	0	0	29	1	0	0	0	0	0	0
Syracuse	0	0	0	0	57	5	1	0	DNP	-	-	-	28	1	0	0	14	2	0	0	0	0	0	0
Wake Forest	44	3	1	0	37	5	0	1	7	0	0	0	21	0	0	0	41	5	0	0	21	0	1	0
NC State	22	3	0	0	38	2	1	0	8	3	0	0	5	0	0	0	28	3	1	0	8	0	0	0
Florida State	39	3	0	0	33	3	0	0	8	1	0	0	11	1	0	0	50	5	1	0	28	1	1	0
Louisville	38	7	0	0	35	5	0	1	12	0	0	0	20	0	0	0	41	8	0	0	29	2	1	0
Boston College	14	3	0	0	44	10	0	0	DNP	-	-	-	0	0	0	0	15	3	0	0	0	0	0	0
Duke	26	4	0	0	62	11	0	0	DNP	-	-	-	DNP	-	-	-	23	1	0	0	5	1	0	0
South Carolina	47	5	1	0	62	6	1	0	DNP	-	-	-	DNP	-	-	-	18	2	0	0	0	1	0	0
Pittsburgh	21	3	0	0	38	6	0	0	DNP	-	-	-	DNP	-	-	-	31	5	0	0	3	0	0	0
Notre Dame	17	1	0	0	52	5	0	0	DNP	-	-	-	4	0	0	0	24	2	1	1	4	1	0	0
Alabama	14	0	0	0	56	3	1	0	DNP	-	-	-	0	0	0	0	26	4	0	0	0	1	0	0
TOTALS	378	40	3	0	664	76	5	2	73	8	0	0	101	2	0	0	391	44	3	1	113	7	3	0

DEFENSE (Cont.)	#32 COTE (DB)				#37 JACKSON (DB)				#38 E. TURNER (DB)				#39 SCOTT (DB)				#40 MORTON (DB)				
Opponent	Snaps	Tack	PBU	INT	Snaps	Tack	PBU	INT	Snaps	Tack	PBU	INT	Snaps	Tack	PBU	INT	Snaps	Tack	PBU	INT	
Furman	6	0	0	0	DNP	-	-	-	DNP	-	-	-	DNP	-	-	-	6	1	0	0	
Texas A&M	0	0	0	0	DNP	-	-	-	DNP	-	-	-	DNP	-	-	-	DNP	-	-	-	
Georgia Southern	0	0	0	0	DNP	-	-	-	DNP	-	-	-	DNP	-	-	-	0	-	-	-	
Georgia Tech	0	0	0	0	DNP	-	-	-	DNP	-	-	-	DNP	-	-	-	DNP	-	-	-	
Syracuse	0	0	0	0	DNP	-	-	-	DNP	-	-	-	DNP	-	-	-	DNP	-	-	-	
Wake Forest	0	0	0	0	DNP	-	-	-	DNP	-	-	-	DNP	-	-	-	DNP	-	-	-	
NC State	8	0	0	0	3	0	0	0	5	0	0	0	0	0	0	0	DNP	-	-	-	
Florida State	0	1	0	0	DNP	-	-	-	DNP	-	-	-	DNP	-	-	-	DNP	-	-	-	
Louisville	0	1	0	0	DNP	-	-	-	0	1	0	0	0	0	0	0	DNP	-	-	-	
Boston College	0	0	0	0	DNP	-	-	-	DNP	-	-	-	DNP	-	-	-	DNP	-	-	-	
Duke	0	1	0	0	DNP	-	-	-	DNP	-	-	-	DNP	-	-	-	DNP	-	-	-	
South Carolina	0	1	0	0	DNP	-	-	-	DNP	-	-	-	2	0	0	0	DNP	-	-	-	
Pittsburgh	0	2	0	0	0	0	0	0	DNP	-	-	-	0	0	0	0	DNP	-	-	-	
Notre Dame	0	0	0	0	DNP	-	-	-	DNP	-	-	-	DNP	-	-	-	DNP	-	-	-	
Alabama	0	0	0	0	DNP	-	-	-	DNP	-	-	-	DNP	-	-	-	DNP	-	-	-	
TOTALS	14	6	0	0	3	0	0	0	5	1	0	0	6	1	0	0	6	1	0	0	

2018 PARTICIPATION

#	Player	FUR	TAM	GSU	GAT	SYR	WFU	NCS	FSU	LOU	BOC	DUK	USC	PIT	UND	ALA	Total	2018 G-S	Career G-S
73	Tremayne Anchrum, OT	*49	*60	*56	*51	*6	*55	*63	*56	*33	*63	*64	*61	*55	*71	*62	805	15-15	40-22
12	Ben Batson, QB	---	---	---	---	---	3	---	4	---	---	---	---	---	---	---	7	2-0	2-0
65	Matt Bockhorst, OG	18	---	20	16	6	21	24	7	---	1	11	30	7	11	6	178	13-0	13-0
7	Chase Brice, QB	11	---	6	8	49	12	15	19	18	---	13	---	8	11	4	174	12-0	12-0
86	Tyler Brown, TE	---	---	---	---	---	---	---	---	5	---	---	---	---	---	---	5	1-0	1-0
82	Will Brown, WR	---	---	---	---	---	---	---	---	5	---	3	---	---	4	---	12	3-0	3-0
7	Austin Bryant, DE	*35	*66	*26	*31	*60	*32	*41	*37	*35	*41	*56	*54	*40	*56	*57	667	15-15	50-29
2	Kelly Bryant, CB	*31	*44	*30	*23	---	---	---	---	---	---	---	---	---	---	---	128	4-4	30-18
79	Jackson Carman, OL	18	---	26	13	---	20	18	22	21	34	8	7	8	10	4	209	13-0	13-0
59	Gage Cervenka, OL	22	1	34	17	58	24	27	*56	*32	*50	*51	*62	*33	*46	*36	549	15-8	31-8
25	J.C. Chalk, TE	9	5	10	6	ST	11	8	14	15	2	5	1	5	13	1	105	15-0	24-0
18	T.J. Chase, WR	14	ST	11	12	3	15	21	29	14	10	10	12	12	7	8	178	15-0	29-0
26	Adam Choice, RB	14	20	21	12	14	22	15	19	5	19	9	10	12	8	18	218	15-0	45-0
32	Kyle Cote, S	6	ST	ST	ST	ST	ST	8	ST	ST	ST	ST	ST	ST	ST	ST	14	15-0	37-0
47	Peter Cote, S	---	---	---	---	---	---	---	---	ST	---	---	---	---	---	---	0	1-0	1-0
33	J.D. Davis, LB	17	36	21	*42	22	20	9	25	22	19	---	*68	21	14	10	346	14-2	51-7
36	Judah Davis, LB	11	ST	3	14	ST	13	8	9	6	ST	5	ST	3	ST	2	74	15-0	54-0
9	Brian Dawkins Jr., CB	---	---	3	---	---	---	---	---	ST	---	---	---	---	---	---	3	2-0	3-0
23	Lyn-J Dixon, RB	10	---	9	9	ST	17	6	14	9	3	6	8	5	10	---	106	13-0	13-0
27	Carson Donnelly, S	---	---	---	---	---	---	---	---	ST	---	---	---	---	---	---	0	1-0	1-0
94	Jacob Edwards, DT	---	---	2	---	---	---	ST	---	---	---	---	---	---	---	---	2	2-0	2-0
95	James Edwards, DT	ST	---	1	---	---	---	---	---	---	---	---	---	---	---	---	1	2-0	2-0
9	Travis Etienne, RB	*33	*32	*25	*27	*47	*24	*40	*24	*19	*33	*36	*48	*21	*43	*34	486	15-15	28-15
50	Justin Falcinelli, C	*41	*59	*38	*41	*75	*45	*63	---	*33	*69	*64	*91	*54	*68	*62	803	14-14	52-28
28	Tavien Feaster, RB	7	6	21	19	21	7	11	17	12	16	18	25	18	16	17	231	15-0	41-11
99	Clelin Ferrell, DE	*36	*66	*27	*39	*61	*29	*40	*36	*38	*46	*55	*57	*48	*56	*57	691	15-15	44-44
2	Mark Fields, CB	19	28	29	24	---	*48	29	29	---	16	10	24	18	---	18	302	12-1	48-6
35	Justin Foster, DE	21	15	13	11	ST	17	12	20	19	6	9	10	5	10	12	180	15-0	24-0
88	Braden Galloway, TE	10	---	8	8	9	13	8	12	7	1	5	2	4	---	---	87	12-0	12-0
60	Bobby Gettys, OL	---	---	---	---	---	---	---	---	3	---	---	---	---	---	---	3	1-0	1-0
77	Zach Giella, OL	8	---	18	9	---	13	6	22	22	3	8	ST	5	---	---	114	11-0	20-0
31	Mario Goodrich, CB	14	---	1	ST	ST	21	8	28	29	ST	5	ST	3	4	ST	113	14-0	14-0
83	Carter Groomes, WR	3	---	---	---	---	---	7	---	9	---	7	---	---	4	---	30	5-0	8-0
13	K.J. Henry, DE	13	---	6	4	---	16	---	---	---	---	---	---	---	---	---	39	4-0	4-0
5	Tee Higgins, WR	*30	*51	*34	*32	*62	*26	*36	*34	*14	*49	*34	*53	*28	*38	*29	550	15-15	28-15
92	Greg Hugel, PK	*ST	*ST	*ST	*ST	*ST	*ST	*ST	*ST	*ST	*ST	*ST	*ST	*ST	*ST	*ST	0	15-15	48-48
67	Albert Huggins, DT	23	28	23	32	22	20	22	30	21	18	24	23	21	*45	*56	408	15-2	46-4
75	Mitch Hyatt, OT	*49	*60	*52	*49	*85	*52	*55	*56	*37	*40	*64	*89	*51	*68	*62	869	15-15	58-57
37	Austin Jackson, S	---	---	---	---	---	---	3	---	---	---	---	---	ST	---	---	3	2-0	4-0
45	Josh Jackson, WR	1	---	---	---	---	---	2	---	3	---	2	---	---	---	---	8	4-0	5-0
91	Darnell Jefferies, DT	---	---	---	---	---	---	---	---	2	---	---	---	---	---	---	2	1-0	1-0
14	Denzel Johnson, S	26	32	16	22	ST	44	22	39	38	14	26	47	21	17	14	378	15-0	40-0
6	Mike Jones Jr., LB	---	---	---	---	---	---	13	---	ST	---	2	---	---	---	---	15	3-0	3-0
34	Kendall Joseph, LB	*31	*70	*38	---	*62	*48	*47	*38	*44	*58	*73	*68	*46	*54	*61	738	14-14	48-40
22	Xavier Kelly, DL	18	---	13	9	---	14	11	14	11	1	1	---	1	---	---	93	10-0	18-0
10	Derion Kendrick, WR	16	2	17	16	11	22	23	28	19	24	20	20	18	27	20	283	15-0	15-0
97	Carson King, P	---	---	---	---	---	---	---	---	---	ST	---	---	---	---	---	0	1-0	5-1
57	Tre Lamar, LB	*26	*46	*35	*25	*54	*37	*23	*32	*38	*39	*42	---	*53	*54	*61	565	14-14	39-22
90	Dexter Lawrence, DT	*26	*54	*21	*26	*48	*23	*30	*29	*31	*41	*50	*51	*37	---	---	467	13-13	40-36
16	Trevor Lawrence, QB	28	16	41	35	*35	*54	*65	*56	*32	*73	*61	*93	*51	*67	*61	768	15-11	15-11
37	Ryan Mac Lain, RB	---	---	---	---	---	---	---	---	2	---	2	---	---	---	---	4	2-0	6-0
71	Jack Maddox, LS	---	---	---	---	---	---	ST	---	ST	---	---	---	---	---	---	0	2-0	2-0
17	Justin Mascoll, DE	---	---	---	---	---	---	8	---	---	---	---	---	---	---	---	8	1-0	1-0
85	Max May, WR	2	---	---	---	---	---	---	---	5	---	8	---	---	2	---	17	4-0	4-0
32	Sylvester Mayers, RB	---	---	---	---	---	---	---	---	1	---	---	---	---	---	---	1	1-0	2-0
15	Patrick McClure, QB	---	---	---	---	---	---	---	---	2	---	---	---	---	---	---	2	1-0	1-0
71	Jordan McFadden, OT	6	---	---	---	---	---	3	---	8	---	---	---	---	---	---	17	3-0	3-0
21	Kyler McMichael, CB	6	ST	ST	6	28	21	5	11	20	ST	---	---	---	4	ST	101	12-0	12-0
40	Hall Morton, DB	6	---	ST	---	---	---	---	---	---	---	---	---	---	---	---	6	2-0	7-0
1	Trayvon Mullen, CB	*39	*65	*16	*38	*39	2	*49	*40	*42	*57	*72	*62	*60	*65	*55	701	15-14	41-26
19	Tanner Muse, S	*29	*44	*35	*42	*57	*37	*38	*33	*35	*44	*62	*62	*38	*52	*56	664	15-15	44-20
14	Diondre Overton, WR	20	7	20	19	---	26	10	28	15	12	15	25	16	20	19	252	14-0	36-0
70	Seth Penner, OG	8	---	2	---	---	---	4	17	17	---	5	---	2	---	2	57	8-0	16-0
58	Patrick Phibbs, LS	ST	ST	ST	ST	ST	ST	ST	ST	ST	ST	ST	ST	ST	ST	ST	0	15-0	29-0
44	Nyles Pinckney, DT	26	8	26	31	14	33	16	30	25	10	22	22	22	15	16	316	15-0	29-0
76	Sean Pollard, OL	*45	26	*44	*20	*85	*37	*43	*21	---	29	22	44	25	37	30	508	14-7	40-23
29	B.T. Potter, PK	ST	ST	ST	ST	ST	ST	ST	ST	ST	ST	ST	ST	ST	ST	ST	0	15-0	15-0
17	Cornell Powell, WR	19	7	24	15	---	---	---	---	---	---	---	---	---	---	---	65	4-0	27-0
56	Luke Price, LB	---	---	---	---	---	---	---	---	ST	ST	ST	ST	ST	---	---	0	3-0	3-0
78	Chandler Reeves, OT	8	---	14	5	---	11	8	20	15	2	9	---	6	7	4	109	12-0	16-0
45	Chris Register, DE	---	---	9	4	---	21	---	19	12	---	10	4	2	---	---	81	8-0	34-0
21	Darien Rencher, RB	5	---	---	---	---	---	4	3	5	---	2	---	3	1	---	23	7-0	10-0
31	Cole Renfrow, TE	---	---	---	---	---	---	---	---	2	---	---	---	---	---	---	2	1-0	2-0
13	Hunter Renfrow, WR	*29	*43	*38	*28	*65	*31	*39	*29	*16	*46	*17	*53	*30	*42	*47	553	15-15	55-47
80	Milan Richard, TE	---	*54	23	*23	28	15	18	12	14	25	23	26	18	18	8	305	14-2	58-16
3	Amari Rodgers, WR	*32	*48	*33	*31	*68	*31	*32	*31	*19	*43	*43	*56	*25	*38	*35	565	15-15	29-15
8	Justyn Ross, WR	17	1	23	17	25	24	32	22	25	22	20	30	22	26	37	343	15-0	15-0
97	Nick Rowell, DT	---	---	2	---	---	---	ST	---	---	---	---	---	---	---	---	2	2-0	3-0
54	Logan Rudolph, DE	15	ST	9	12	6	17	13	19	18	ST	9	7	12	4	---	141	14-0	16-0
98	Steven Sawicki, P/PK	ST	---	---	---	---	---	---	---	ST	---	---	---	---	---	---	0	2-0	2-0
39	Cameron Scott, CB	---	---	---	---	---	---	ST	---	ST	---	---	2	ST	---	---	2	4-0	8-0
69	Marquis Sease, OL	---	---	---	---	---	---	---	---	5	---	---	---	---	---	---	5	1-0	1-0
11	Isaiah Simmons, S	*35	*70	*40	*30	*61	*43	*56	*44	*46	35	*70	*66	*51	*60	*73	780	15-14	29-14
74	John Simpson, OG	*49	*60	*56	*42	*79	*51	*55	*56	*33	*71	*64	*64	*50	*67	*61	858	15-15	36-15
47	James Skalski, LB	---	---	---	23	---	---	---	---	---	---	---	---	3	3	9	38	4-0	32-2
84	Cannon Smith, TE	10	4	5	6	ST	12	7	17	10	4	8	6	3	11	8	111	15-0	59-1
43	Chad Smith, LB	11	ST	3	11	ST	15	5	26	14	ST	15	12	9	3	3	127	15-0	43-0
5	Shaq Smith, LB	25	2	6	15	ST	19	3	12	9	ST	25	11	3	10	ST	140	15-0	28-0
10	Baylon Spector, LB	10	ST	3	7	ST													

2018 CLEMSON OFFENSIVE DRIVE CHARTS

FURMAN

#	Qtr	Clock	Spot	Plays	Yards	TOP	Result
1	1	15:00	25	11	31	3:24	Downs
2	1	9:09	43	4	57	1:19	TD
3	1	3:59	*20	4	2	1:14	FG
4	2	13:04	38	9	30	3:45	FG
5	2	5:20	5	10	95	2:26	TD
6	2	2:14	*38	5	38	1:11	TD
7	3	11:31	11	9	56	3:40	Downs
8	3	6:23	21	4	79	0:57	TD
9	3	1:25	8	3	92	1:17	TD
10	4	14:20	*12	2	12	0:38	TD
11	4	11:31	*49	5	11	2:26	Punt
12	4	5:05	6	3	6	1:55	Punt
13	4	1:09	43	3	17	1:09	Game

TEXAS A&M

#	Qtr	Clock	Spot	Plays	Yards	TOP	Result
1	1	9:48	20	3	-6	1:51	Punt
2	1	4:28	25	7	75	3:05	TD
3	2	14:27	36	1	64	0:14	TD
4	2	13:19	38	5	19	1:38	Punt
5	2	9:43	15	3	6	1:22	Punt
6	2	5:11	43	9	53	3:17	Downs
7	2	0:06	33	1	15	0:06	Half
8	3	15:00	25	3	-8	1:55	Punt
9	3	10:37	16	3	8	1:33	Punt
10	3	6:28	30	4	70	1:29	TD
11	3	4:22	25	8	75	3:21	TD
12	4	14:07	25	5	17	2:09	Punt
13	4	6:24	20	4	29	2:21	Punt
14	4	2:13	20	3	7	1:01	Punt
15	4	0:46	*45	1	-1	0:46	Game

GEORGIA SOUTHERN

#	Qtr	Clock	Spot	Plays	Yards	TOP	Result
1	1	15:00	25	8	53	2:28	Int
2	1	9:26	15	13	63	4:38	MFG
3	1	2:04	39	5	13	1:36	Fum
4	2	14:06	7	13	93	5:23	TD
5	2	6:58	30	4	70	1:39	TD
6	2	3:42	24	8	76	2:49	TD
7	3	13:15	*44	7	24	2:39	FG
8	3	7:26	22	9	48	3:07	MFG
9	4	14:51	*49	2	0	0:13	Int
10	4	13:54	25	3	1	1:21	Punt
11	4	6:35	*46	2	46	0:29	TD
12	4	3:54	27	6	73	1:51	TD

GEORGIA TECH

#	Qtr	Clock	Spot	Plays	Yards	TOP	Result
1	1	7:14	20	5	5	2:12	Punt
2	1	2:07	30	3	8	1:21	Punt
3	2	11:55	26	7	74	2:44	TD
4	2	7:42	45	2	55	0:37	TD
5	2	4:20	25	2	0	0:26	Int
6	2	1:58	36	12	64	1:53	TD
7	3	15:00	25	7	75	2:40	TD
8	3	9:37	17	10	83	4:27	TD
9	3	1:35	30	5	14	1:35	Punt
10	4	12:45	39	6	17	2:32	Int
11	4	6:14	23	5	77	2:13	TD
12	4	0:56	35	2	3	0:56	Game

SYRACUSE

#	Qtr	Clock	Spot	Plays	Yards	TOP	Result
1	1	9:44	16	2	14	0:31	Fum
2	1	8:21	17	4	24	1:23	Punt
3	1	5:05	40	10	60	4:11	TD
4	2	15:00	13	11	57	4:50	MFG
5	2	7:31	25	7	20	2:51	Punt
6	2	0:19	22	4	13	0:19	Half
7	3	15:00	25	9	30	4:06	Punt
8	3	9:31	17	3	6	1:11	Int
9	3	6:55	20	8	55	2:46	FG
10	3	3:28	*25	4	5	1:15	FG
11	3	0:00	10	0	0	0:00	Fum
12	4	12:58	25	6	75	1:50	TD
13	4	8:46	20	4	11	1:58	Punt
14	4	6:06	6	13	94	5:25	TD

WAKE FOREST

#	Qtr	Clock	Spot	Plays	Yards	TOP	Result
1	1	15:00	25	3	5	1:11	Punt
2	1	11:23	42	3	-1	1:04	Fum
3	1	8:55	18	4	14	1:34	Punt
4	1	6:34	41	1	59	0:09	TD
5	1	5:30	31	3	9	1:41	Punt
6	1	1:25	38	8	62	3:09	TD

7	2	12:09	25	5	75	2:16	TD
8	2	8:42	8	6	18	3:49	Punt
9	2	3:27	19	10	81	2:57	TD
10	3	13:55	30	1	70	0:10	TD
11	3	12:35	18	3	6	1:59	Punt
12	3	8:22	25	5	24	1:46	Punt
13	3	5:40	22	3	78	0:59	TD
14	3	2:31	35	1	65	0:10	TD
15	4	14:02	21	8	79	3:54	TD
16	4	6:08	30	3	7	1:55	Punt
17	4	1:47	43	3	57	0:59	TD

NC STATE

#	Qtr	Clock	Spot	Plays	Yards	TOP	Result
1	1	15:00	43	9	57	3:57	TD
2	1	9:57	36	6	17	1:21	Punt
3	1	5:11	25	6	75	2:12	TD
4	1	0:35	25	5	19	2:16	Punt
5	2	11:00	20	13	64	5:19	Fum
6	2	2:15	*46	7	54	1:29	TD
7	2	0:19	*4	3	-7	0:17	FG
8	3	11:01	22	3	9	1:33	Punt
9	3	7:54	17	3	8	1:07	Punt
10	3	5:23	*22	4	22	1:29	TD
11	4	14:55	50	8	41	2:23	FG
12	4	11:48	16	8	84	3:37	TD
13	4	5:56	48	8	33	2:43	MFG

FLORIDA STATE

#	Qtr	Clock	Spot	Plays	Yards	TOP	Result
1	1	13:39	50	5	12	1:38	Punt
2	1	7:59	34	3	1	1:41	Punt
3	1	4:48	18	6	18	3:07	Punt
4	1	1:04	31	8	69	2:45	TD
5	2	11:06	42	9	58	3:17	TD
6	2	4:52	*30	4	30	1:18	TD
7	2	2:48	27	6	73	1:41	TD
8	2	0:34	*34	4	-1	0:26	Downs
9	3	14:47	39	2	61	0:35	TD
10	3	12:00	37	3	0	1:00	Punt
11	3	11:00	*10	4	4	0:42	FG
12	3	7:59	32	1	68	0:09	TD
13	3	4:35	25	5	75	2:25	TD
14	3	0:29	*25	4	25	1:39	TD
15	4	10:40	33	10	39	3:49	Int
16	4	4:43	25	3	6	1:57	Punt
17	4	0:22	34	1	-1	0:22	Game

LOUISVILLE

#	Qtr	Clock	Spot	Plays	Yards	TOP	Result
1	1	15:00	25	4	75	1:15	TD
2	1	12:12	30	1	70	0:10	TD
3	1	3:16	25	8	75	3:20	TD
4	2	7:41	10	3	1	1:22	Punt
5	2	4:09	39	1	0	0:08	Int
6	2	2:59	40	7	60	2:29	TD
7	3	11:26	42	4	58	1:11	TD
8	3	10:04	*9	3	9	1:06	TD
9	3	6:28	*47	6	47	2:38	TD
10	3	2:14	*42	1	-14	0:00	Fum
11	3	2:14	26	2	74	1:07	TD
12	3	0:47	34	3	66	0:55	TD
13	4	11:35	25	6	75	2:43	TD
14	4	3:51	4	8	73	3:51	Game

BOSTON COLLEGE

#	Qtr	Clock	Spot	Plays	Yards	TOP	Result
1	1	15:00	29	7	59	2:48	FG
2	1	9:45	13	4	18	3:23	Punt
3	1	6:16	30	9	70	4:48	TD
4	2	14:53	38	8	56	3:08	FG
5	2	10:18	28	3	9	1:57	Punt
6	2	3:31	10	12	48	3:31	Downs
7	3	13:13	36	3	64	1:17	TD
8	3	10:06	17	3	-3	2:07	Punt
9	3	5:12	28	4	23	2:47	Punt
10	3	0:51	39	6	5	2:51	Punt
11	4	9:20	20	3	8	1:37	Punt
12	4	6:03	27	6	35	2:27	Int
13	4	2:36	24	5	34	2:36	Game

DUKE

#	Qtr	Clock	Spot	Plays	Yards	TOP	Result
1	1	14:56	21	4	20	1:35	Punt
2	1	10:35	35	3	8	1:14	Punt
3	1	3:59	11	3	4	1:20	Punt
4	1	0:16	25	7	75	2:32	TD
5	2	10:24	26	3	1	1:00	Punt
6	2	6:17	20	3	-5	:26	Punt

7	2	5:29	35	3	1	:48	Punt
8	2	3:17	32	8	68	2:01	TD
9	2	0:50	25	4	18	:31	Punt
10	3	14:06	39	5	61	1:41	TD
11	3	7:08	25	6	75	2:48	TD
12	3	2:08	21	13	79	5:47	TD
13	4	8:21	26	3	-2	1:15	Punt
14	4	4:28	6	10	56	4:28	Game

SOUTH CAROLINA

#	Qtr	Clock	Spot	Plays	Yards	TOP	Result
1	1	10:41	25	10	75	4:24	TD
2	1	3:36	5	10	95	3:19	TD
3	2	12:12	3	12	97	4:49	TD
4	2	6:23	30	5	70	1:34	TD
5	2	4:30	25	7	39	2:34	Punt
6	2	1:07	*33	7	12	0:42	MFG
7	3	15:00	25	10	75	4:39	TD
8	3	8:08	20	5	80	1:22	TD
9	3	1:57	2	11	98	4:52	TD
10	4	9:10	25	3	8	2:01	Punt
11	4	6:06	35	4	45	1:24	Fum
12	4	3:35	46	8	54	2:56	TD

PITTSBURGH

#	Qtr	Clock	Spot	Plays	Yards	TOP	Result
1	1	15:00	25	1	75	0:13	TD
2	1	13:14	42	3	4	1:26	Punt
3	1	9:34	*3	1	3	0:05	TD
4	1	8:28	43	6	38	2:20	Downs
5	1	1:46	25	2	3	0:43	Punt
6	2	12:31	1	3	5	1:27	Punt
7	2	7:56	25	7	75	2:59	TD
8	2	3:13	14	6	23	2:10	Punt
9	2	0:29	*10	1	10	0:04	TD
10	3	12:49	42	3	-3	1:32	Punt
11	3	6:42	15	9	28	4:12	Punt
12	3	0:59	31	5	69	1:32	TD
13	4	12:39	*43	3	-3	1:43	Punt
14	4	6:02	35	5	65	2:45	TD
15	4	2:05	19	5	13	2:05	Game

2018 CLEMSON DEFENSIVE DRIVE CHARTS

FURMAN

#	Qtr	Clock	Spot	Plays	Yards	TOP	Result
1	1	11:36	44	3	-3	2:27	Punt
2	1	7:50	25	6	4	3:51	Punt
3	1	2:45	25	9	37	4:41	Downs
4	2	9:19	25	7	28	3:59	Punt
5	2	2:54	13	3	2	0:40	Punt
6	2	1:03	25	2	5	1:03	Half
7	3	15:00	25	5	20	3:29	Punt
8	3	7:51	33	3	3	1:28	Punt
9	3	5:26	25	6	15	4:01	Punt
10	3	0:08	25	3	-13	0:48	Fum.
11	4	13:42	25	3	-15	2:11	Punt
12	4	9:05	20	8	74	4:00	Fum
13	4	3:10	*41	4	41	1:52	TD

TEXAS A&M

#	Qtr	Clock	Spot	Plays	Yards	TOP	Result
1	1	15:00	25	11	66	5:12	MFG
2	1	7:57	45	8	32	3:29	FG
3	1	1:23	16	5	4	1:56	Punt
4	2	14:13	25	3	-4	0:54	Punt
5	2	11:41	8	3	8	1:58	Punt
6	2	8:21	38	8	30	3:10	MFG
7	2	1:54	4	3	-1	1:48	Punt
8	3	13:05	43	5	34	2:28	FG
9	3	9:04	40	6	33	2:36	Fum
10	3	4:59	22	2	78	0:37	TD
11	3	1:01	25	6	75	1:54	TD
12	4	11:58	13	10	39	3:54	Punt
13	4	4:03	15	5	85	1:50	Fum
14	4	1:12	*49	3	49	0:26	TD

GEORGIA SOUTHERN

#	Qtr	Clock	Spot	Plays	Yards	TOP	Result
1	1	12:32	24	4	18	3:06	Punt
2	1	4:48	22	3	-2	2:44	Punt
3	1	0:28	48	3	7	1:22	Punt
4	2	8:43	25	3	-4	1:45	Punt
5	2	5:19	25	3	8	1:37	Punt
6	2	0:53	25	2	3	0:53	Half
7	3	15:00	25	3	-2	1:45	Punt
8	3	10:36	25	5	12	3:10	Punt
9	3	4:19	22	8	30	4:28	Fum
10	4	14:38	*46	2	46	0:44	TD
11	4	12:33	42	10	4	5:58	Downs
12	4	6:00	17	3	2	2:06	Punt
13	4	2:03	25	3	8	2:03	Game

GEORGIA TECH

#	Qtr	Clock	Spot	Plays	Yards	TOP	Result
1	1	15:00	25	11	39	7:46	Punt
2	1	5:02	29	3	-25	1:20	Fum
3	1	3:42	25	3	0	1:35	Punt
4	1	0:46	29	7	45	3:51	MFG
5	2	9:11	25	3	-3	1:29	Punt
6	2	7:05	25	3	-4	2:45	Punt
7	2	3:54	*23	4	23	1:46	TD
8	2	0:02	12	1	-1	0:02	Half
9	3	12:20	25	6	10	2:43	Punt
10	3	5:10	25	8	75	3:27	TD
11	4	15:00	14	3	-6	2:15	Punt
12	4	10:13	*33	7	33	3:58	TD
13	4	4:01	25	6	40	3:05	Downs

SYRACUSE

#	Qtr	Clock	Spot	Plays	Yards	TOP	Result
1	1	15:00	25	11	58	5:11	FG
2	1	9:13	*30	4	-3	0:47	FG
3	1	6:58	5	3	9	1:53	Punt
4	1	0:54	25	3	8	9:54	Punt
5	2	10:10	30	6	70	2:39	TD
6	2	4:40	11	13	75	4:16	FG
7	3	10:54	14	5	23	1:23	Punt
8	3	8:20	*38	3	-4	1:25	Punt
9	3	4:09	25	2	3	0:41	Int
10	3	2:13	25	4	14	2:13	Punt
11	4	15:00	*10	4	10	2:02	TD
12	4	11:08	25	5	27	2:22	Punt
13	4	6:48	32	3	1	0:42	Punt
14	4	0:41	25	4	-1	0:41	Downs

WAKE FOREST

#	Qtr	Clock	Spot	Plays	Yards	TOP	Result
1	1	13:49	29	6	-5	2:26	Punt
2	1	10:19	*41	3	-19	1:24	Punt
3	1	7:21	30	3	-2	0:47	Punt
4	1	6:25	25	3	3	0:55	Punt
5	1	3:49	13	9	31	2:24	Int
6	2	13:16	30	3	4	1:07	Punt
7	2	9:53	25	4	10	1:11	Punt
8	2	4:53	*48	5	29	1:26	Downs
9	2	0:30	25	2	1	0:30	Half
10	3	15:00	25	3	-5	1:05	Punt
11	3	13:45	25	5	20	1:10	Punt
12	3	10:36	21	7	72	2:14	FG
13	3	6:36	19	3	6	0:56	Punt
14	3	4:41	25	3	3	2:10	Punt
15	3	2:21	25	8	24	3:19	Punt
16	4	10:08	25	7	45	4:00	Downs
17	4	4:13	21	3	2	2:26	Punt
18	4	0:48	25	2	5	0:48	Game

NC STATE

#	Qtr	Clock	Spot	Plays	Yards	TOP	Result
1	1	11:23	25	3	-1	1:26	Punt
2	1	8:36	12	5	19	3:25	Punt
3	1	2:59	25	3	9	2:24	Punt
4	2	13:19	20	5	19	2:19	Punt
5	2	5:41	16	8	30	3:26	Fum
6	2	0:46	25	2	8	0:27	Int
7	2	0:01	24	1	-1	0:01	Half
8	3	15:00	25	8	45	3:59	Int
9	3	9:28	31	3	6	1:34	Punt
10	3	6:47	24	4	-2	1:24	Downs
11	3	3:54	25	10	75	3:58	TD
12	4	12:32	25	3	7	0:44	Punt
13	4	8:11	25	5	27	2:15	Downs
14	4	3:13	20	7	71	3:13	Game

FLORIDA STATE

#	Qtr	Clock	Spot	Plays	Yards	TOP	Result
1	1	15:00	7	3	0	1:21	Punt
2	1	12:01	20	8	5	4:02	Punt
3	1	6:18	*49	3	-4	1:30	Punt
4	1	1:41	15	3	4	0:37	Punt
5	2	13:19	25	5	13	2:13	Punt
6	2	7:49	25	9	35	2:57	Int
7	2	3:34	25	3	2	0:46	Punt
8	2	1:07	25	3	2	0:33	Punt
9	2	0:08	35	1	-2	0:08	Half
10	3	14:12	25	3	4	2:12	Punt
11	3	10:11	6	6	20	2:12	Punt
12	3	7:50	25	10	57	3:15	FG
13	3	1:58	16	3	-9	1:29	Punt
14	4	13:45	10	6	9	3:05	Punt
15	4	6:51	20	6	80	2:08	TD
16	4	2:46	30	4	-19	2:24	Punt

LOUISVILLE

#	Qtr	Clock	Spot	Plays	Yards	TOP	Result
1	1	13:40	25	3	0	1:28	Punt
2	1	11:57	19	16	73	8:41	FG
3	2	14:50	17	5	-1	3:08	Int
4	2	11:42	25	7	25	4:01	Punt
5	2	6:19	45	6	16	2:10	Downs
6	2	4:01	14	3	8	1:02	Punt
7	2	0:24	29	1	2	0:24	Half
8	3	14:55	26	5	-1	3:29	Punt
9	3	10:15	25	1	0	0:11	Int
10	3	8:51	21	3	6	2:23	Punt
11	3	3:50	25	3	-1	1:36	Punt
12	3	0:54	*0	0	0	0:00	TD
13	4	14:52	25	6	75	3:10	TD
14	4	8:45	21	12	75	4:54	Downs

BOSTON COLLEGE

#	Qtr	Clock	Spot	Plays	Yards	TOP	Result
1	1	12:12	25	6	14	2:27	Punt
2	1	1:21	10	3	9	1:28	Punt
3	2	11:40	23	3	7	1:22	Punt
4	2	8:21	30	7	-11	3:41	Punt
5	2	4:40	*42	4	-5	1:09	Punt
6	3	14:54	23	3	-2	1:41	Punt
7	3	11:56	25	5	14	1:50	Punt
8	3	7:59	*48	7	20	2:47	Downs
9	3	2:25	21	4	5	1:34	Punt
10	4	13:00	12	3	6	1:21	Punt
11	4	11:33	28	5	22	2:13	Punt
12	4	7:43	26	3	-1	1:40	Punt
13	4	3:36	9	4	20	1:00	Punt

DUKE

#	Qtr	Clock	Spot	Plays	Yards	TOP	Result
1	1	13:25	9	6	16	2:50	Punt
2	1	9:21	2	13	83	5:14	FG
3	1	2:39	49	7	37	2:17	FG
4	2	12:44	25	6	9	2:20	Punt
5	2	9:24	38	8	11	3:07	Punt
6	2	5:51	40	3	0	0:22	Punt
7	2	4:41	22	3	7	1:24	Punt
8	2	1:10	22	3	1	0:20	Punt
9	2	0:19	7	1	5	0:19	Half
10	3	14:55	20	3	0	0:49	Punt
11	3	12:25	25	14	50	5:17	MFG
12	3	4:20	25	5	7	2:12	Punt
13	4	11:21	25	5	12	3:00	Punt
14	4	7:06	28	5	23	2:38	Punt

SOUTH CAROLINA

#	Qtr	Clock	Spot	Plays	Yards	TOP	Result
1	1	15:00	25	12	75	4:19	TD
2	1	6:17	25	6	15	2:41	Punt
3	1	0:17	25	12	73	3:05	Downs
4	2	7:17	27	3	73	0:48	TD
5	2	4:49	25	1	75	0:12	TD
6	2	1:56	20	3	6	0:49	Int
7	2	0:25	22	1	-1	0:25	Half
8	3	10:15	20	5	25	2:07	Punt
9	3	6:46	25	15	73	4:49	Downs
10	4	12:05	25	8	75	2:55	TD
11	4	7:09	29	3	-4	1:03	Punt
12	4	4:42	26	4	74	1:05	TD
13	4	0:31	27	2	55	0:31	Game

PITTSBURGH

#	Qtr	Clock	Spot	Plays	Yards	TOP	Result
1	1	14:47	25	3	-10	1:33	Punt
2	1	11:48	39	3	-18	2:14	Fum
3	1	9:24	15	3	1	0:56	Punt
4	1	6:08	19	9	62	4:22	FG
5	1	1:03	36	6	20	3:32	Punt
6	2	11:04	*39	6	39	3:08	TD
7	2	4:50	19	3	1	1:37	Punt
8	2	1:03	20	4	11	0:34	Int
9	2	0:18	26	1	-3	0:18	Half
10	3	15:00	25	3	-3	2:11	Punt
11	3	11:17	31	6	27	4:35	Punt
12	3	2:30	23	3	4	1:31	Punt
13	4	14:27	25	3	-15	1:48	Punt
14	4	10:56	26	9	39	4:54	Fum
15	4	3:11	18	3	2	1:06	Punt

2018 GAME RECAPS

GAME 1	FURMAN	7
	CLEMSON	48
	SEPT. 1, 2018 MEMORIAL STADIUM • CLEMSON, S.C.	

No. 2 Clemson opened its 2018 campaign in dominant fashion, defeating the Furman Paladins by a score of 48-7 at Memorial Stadium.

Offensively, the Tigers amassed 531 yards, leading a balanced attack that eclipsed 250 passing yards and 250 rushing yards on the day. On the defensive side of the ball, the Tigers limited the Paladins to just 2.6 yards per play and 163 total yards.

The Tigers opened the scoring midway through the first quarter on a Kelly Bryant 40-yard touchdown pass to Amari Rodgers, marking the first career score for the sophomore wideout. Bryant would later add a 35-yard rushing touchdown as well, while Rodgers would finish the contest with a career-high 141 all-purpose yards, including 87 yards on two punt returns.

Freshman quarterback Trevor Lawrence threw three touchdown passes in his debut, hitting Diondre Overton, Justyn Ross and Braden Galloway for touchdowns in the second, third and fourth quarters, respectively.

Clemson's shutout bid was denied with just over a minute remaining in the game, when Furman scored on a 16-yard touchdown pass from quarterback Darren Grainger to Ryan DeLuca.

Clemson kicker Greg Huegel recorded 11 points in his return from a knee injury, connecting on two field goals (including a career-high-tying 49-yarder) and five of the team's six PATs on the day.

GAME 2	CLEMSON	28
	TEXAS A&M	26
	SEPT. 8, 2018 KYLE FIELD • COLLEGE STATION, TEXAS	

No. 2 Clemson hung on through a back-and-forth second half for a 28-26 victory over the Texas A&M Aggies at Kyle Field.

Texas A&M still got on the board first, when kicker Daniel LaCamera hit a 40-yarder to give his squad a 3-0 lead 10 minutes into the game. However, the Tigers answered on the ensuing drive, with Bryant scoring on a one-yard run.

Clemson upped its lead to 14-3 with less than a minute gone in the second quarter, when Tee Higgins hauled in a 64-yard touchdown pass from Trevor Lawrence on the freshman quarterback's first play of the night behind center. The Clemson defense blocked a Texas A&M 50-yard field goal attempt with just over five minutes left in the first half to take a 14-3 lead into the break.

Clemson led 21-6 following an eight-yard Bryant scoring pass to Diondre Overton, but the teams traded touchdowns to enter the fourth quarter at 28-13 in favor of Clemson. The rest of the game saw Texas A&M bookend the fourth quarter with a pair of touchdowns, with the latter one coming with just 46 seconds remaining in the matchup and cutting the Clemson lead to just two points. However, safety K'Von Wallace intercepted the Aggie two-point conversion attempt and wide receiver Hunter Renfrow recovered an onside kick attempt to secure the 28-26 victory in front of the largest crowd ever to witness a game in Clemson history.

GAME 3	GEORGIA SOUTHERN	7
	CLEMSON	38
	SEPT. 15, 2018 MEMORIAL STADIUM • CLEMSON, S.C.	

No. 2 Clemson improved to 3-0 with a 38-7 win against the Georgia Southern Eagles at Memorial Stadium. The game was played in front of an announced crowd of 79,844 people despite kickoff being moved up three-and-a-half hours because of complications with Hurricane Florence in the mid-Atlantic region.

The teams played to a scoreless tie in the first quarter, as Clemson drives of eight plays, 13 plays and five plays ended in an interception, missed field goal and fumble, respectively. However, Clemson's offense got going in the second quarter, with a pair of one-yard touchdown runs by Travis Etienne and Tavien Feaster bookending a 57-yard touchdown pass from Trevor Lawrence to Justyn Ross to give Clemson a 21-0 lead at halftime.

Clemson added a 37-yard field goal and surrendered its only touchdown in the third quarter before touchdown runs by Etienne (40 yards) and Adam Choice (10 yards) pushed the final score to 38-7.

Etienne finished the contest with a career-high 163 yards on 16 carries. The Clemson offense totaled a season-high 595 yards, including 309 rushing yards and 286 passing yards.

Clemson's offensive balance was on display, as the Tigers rushed for 309 yards and threw for 286 yards. It marked the 36th time that Clemson had gained 200 rushing yards and 200 passing yards under Head Coach Dabo Swinney, with the Tigers remaining undefeated in such contests.

GAME STATS				
Furman	0	0	0	7
Clemson	10	17	14	48
CU Rodgers 40 pass from Bryant (Huegel Kick) 1st, 7:50, 4-57				
CU Huegel 35 FG 1st, 2:45, 4-2				
CU Huegel 49 FG 2nd, 9:19, 9-30				
CU Overton 6 pass from Lawrence (Huegel Kick) 2nd, 2:54, 10-95				
CU Etienne 7 run (Huegel Kick) 2nd, 1:03, 5-38				
CU Bryant 35 run (Huegel Kick) 3rd, 5:26, 4-79				
CU Ross 15 pass from Lawrence (Huegel Kick) 3rd, 0:08, 3-92				
CU Galloway 9 pass from Lawrence (Spence Kick) 4th, 13:42, 2-12				
FUR DeLuca 16 pass from Grainger 4th, 1:18, 4-41				
Attendance - 80,048 Weather - Sunny, 83°				
Team Statistics				
	FUR	CU		
First Downs	13	23		
Rushing	53-117	35-249		
Passing	4-9-0	23-35-0		
Passing Yards	46	282		
Total Offense	62-163	70-531		
Rushing (Car-Yards-TD)				
FUR Sanders 4-50, Watkins 4-30, Dirks 7-15, Grainger 11-13, Lincoln 12-13, Wynn 4-12, Gibson 6-8, Bell 3-6, Morehead 1-0				
CU Dixon 6-89, Etienne 11-63-1, Bryant 5-44-1, Feaster 3-24, Rencher 2-11, Brice 2-6, Choice 2-6, Rodgers 1-5, Lawrence 3-1				
Passing (Cm-Att-Yards-I-TD)				
FUR Grainger 3-5-30-0-1, Lincoln 1-4-16-0-0				
CU Bryant 11-17-132-0-1, Lawrence 9-14-137-0-3				
Receiving (Rec-Yards-TD)				
FUR DeLuca 1-16-1, Gordon 1-16, Bell 1-7, Sanders 1-7-0				
CU Rodgers 4-49-1, Higgins 3-35, Galloway 3-34-1, Renfrow 3-24, Thompson 2-22, Ross 2-16-1, Overton 2-10-1, Powell 1-42, Kendrick 1-38, W. Swinney 1-6, Smith 1-6				

GAME STATS				
Clemson	7	7	14	0
Texas A&M	3	0	10	13
TAM LaCamera 40 FG 1st, 4:28, 8-32				
CU Bryant 1 run (Huegel Kick) 1st, 1:23, 7-75				
CU Higgins 64 pass from Lawrence (Huegel Kick) 2nd, 14:13, 1-64				
TAM LaCamera 40 FG 3rd, 10:37, 5-34				
CU Overton 8 pass from Bryant (Huegel Kick) 3rd, 4:59, 4-70				
TAM Rogers 9 pass from Mond (LaCamera Kick) 3rd, 4:22, 2-78				
CU Etienne 1 run (Huegel Kick) 3rd, 1:01, 8-75				
TAM Davis 14 pass from Mond (LaCamera Kick) 4th, 14:07, 6-75				
TAM Rogers 24 pass from Mond (LaCamera Kick) 4th, :46, 3-49				
Attendance - 104,794 Weather - Rain, 81°				
Team Statistics				
	CU	TAM		
First Downs	14	25		
Rushing	32-115	32-71		
Passing	17-27-0	23-40-0		
Passing Yards	298	430		
Total Offense	59-413	72-501		
Rushing (Car-Yards-TD)				
CU Bryant 15-54-1, Etienne 8-44-1, Choice 3-27, Feaster 2-(-1), Lawrence 2-(-1)				
TAM Mond 10-33, Williams 17-31, Etwi 3-8, Gillaspia 1-5, Starkel 1-(-6)				
Passing (Cm-Att-Yards-I-TD)				
CU Bryant 12-17-205-0-1, Lawrence 5-9-93-0-1, Renfrow 0-1-0-0-0				
TAM Mond 23-40-430-0-3, Starkel 0-0-0-0-0				
Receiving (Rec-Yards-TD)				
CU Rodgers 5-73, Renfrow 4-59, Higgins 3-123-1, Etienne 3-23, Overton 2-20-1				
TAM Rogers 7-120-2, Buckley 4-93, Ausbon 3-61, Williams 3-40, Sternberger 2-48, Davis 2-39-1, Gillaspia 1-21, Wood 1-8				

GAME STATS				
Georgia Southern	0	0	0	7
Clemson	0	21	3	38
CU Etienne 1 run (Huegel kick) 2nd, 8:43, 13-93				
CU Ross 57 pass from Lawrence (Huegel kick) 2nd, 5:19, 4-70				
CU Feaster 1 run (Huegel kick) 2nd, :53, 8-76				
CU Huegel 37 FG 3rd, 10:36, 7-24				
GS Werts 6 run (Bass kick) 4th, 13:54, 2-46				
CU Etienne 40 run (Huegel kick) 4th, 6:06, 2-46				
CU Choice 10 run (Huegel kick) 4th, 2:03, 6-73				
Attendance - 79,844 Weather - Mostly Cloudy, 84°				
Team Statistics				
	GSU	CU		
First Downs	7	27		
Rushing	43-80	46-309		
Passing	3-9-0	21-31-2		
Passing Yards	60	286		
Total Offense	52-140	77-595		
Rushing (Car-Yards-TD)				
GSU Werts 17-10-1, Fields 14-27, Garrett 6-19, Wright 5-20, LaRoche 1-4				
CU Etienne 16-162-2, Feaster 10-32-1, Choice 7-53-1, Bryant 6-32, Dixon 5-26, Lawrence 2-13				
Passing (Cm-Att-Yards-I-TD)				
GSU Werts 2-8-20-0-0, Fortune 1-1-40-0-0				
CU Lawrence 12-19-194-1-1, Bryant 7-10-68-1-0, Brice 2-2-24-0-0				
Receiving (Rec-Yards-TD)				
GSU Fortune 2-20, Kennedy 1-40				
CU Ross 3-103-1, Renfrow 2-44, Richard 2-26, Feaster 2-18, Higgins 2-11, Rodgers 2-9, Galloway 1-20, Smith 1-17, Thompson 1-11, W. Swinney 1-7, Chalk 1-6, Kendrick 1-6, Chase 1-4, Powell 1-4				

2018 GAME RECAPS

GAME 4	CLEMSON	49
	GEORGIA TECH	21
	SEPT. 22, 2018 BOBBY DODD STADIUM • ATLANTA, GA.	

No. 3/2 Clemson opened 2018 ACC play with a 49-21 win over the Georgia Tech Yellow Jackets at Bobby Dodd Stadium in Atlanta. The win marked Clemson's fourth straight victory over Georgia Tech for just the third time in program history.

Offensively, Clemson was powered by Trevor Lawrence and his receiving corps, as the freshman quarterback completed 13-18 passes for 176 yards and four touchdowns to four different receivers. The Tiger defense did not allow a Yellow Jacket pass completion until late in the third quarter.

The Tigers scored the only points of the first quarter when Clelin Ferrell recovered a Yellow Jacket fumble in the endzone to give Clemson a 7-0 advantage. The second quarter saw Clemson score three times, with all three coming in the form of passing touchdowns by Lawrence.

Georgia Tech got on the board with just two minutes left in the opening half on an 11-yard rush by TaQuon Marshall. However, Clemson quickly got the score back on its third touchdown of the quarter, a three-yard pass from Lawrence to Travis Etienne, who pushed his way into the endzone in the final seconds of the half to bring the score to 28-7 at the break.

Clemson scored three times during the second half, with two coming courtesy of Tavien Feaster and Etienne on the ground, and the third when Tee Higgins hauled in a 30-yard scoring pass from Lawrence.

GAME 5	SYRACUSE	23
	CLEMSON	27
	SEPT. 29, 2018 MEMORIAL STADIUM • CLEMSON, S.C.	

A Travis Etienne two-yard rushing score with 41 seconds remaining in the game proved to be the difference in the No. 3/2 Clemson's 27-23 win over the previously undefeated Syracuse Orange at Memorial Stadium.

Etienne's touchdown was the culmination of a 13-play, 94-yard drive led by redshirt freshman Chase Brice, who entered the game after quarterback Trevor Lawrence left with an injury in the second quarter. It was the longest drive authored by Clemson for a game-winning touchdown in the final minute in records dating back to 1958. It also came as part of Etienne's career-high 203-yard day on 27 carries with three rushing touchdowns.

After trailing 16-7 at the break on the strength of three field goals by Syracuse's Andre Szmyt and a touchdown run by Syracuse quarterback Eric Dungey, Clemson overcame a halftime deficit in a win for the first time since overcoming a 27-17 halftime deficit in a 38-31 win against NC State on Nov. 4, 2017. The Tigers also recorded their first victory when trailing after three quarters since the national championship game against Alabama during the 2016 season in which Clemson overcame a 24-14 fourth-quarter deficit in a 35-31 win.

The game marked only the fourth time in Memorial Stadium history that two undefeated teams had met four or more games into a season.

GAME 6	CLEMSON	63
	WAKE FOREST	3
	OCT. 6, 2018 BB&T FIELD • WINSTON-SALEM, N.C.	

Travis Etienne, Lyn-J Dixon and Adam Choice all eclipsed the 100-yard rushing mark as the No. 4/4 Clemson Tigers amassed 698 total offensive yards en route to a 63-3 defeat of the Wake Forest Demon Deacons at BB&T Field.

Between Etienne, Dixon, Choice and three other rushers, Clemson ran for 471 yards, the team's most in a single game under head coach Dabo Swinney. Through the air, a balanced effort quarterbacked by Trevor Lawrence powered the Tigers. Lawrence completed 18 of his 21 pass attempts in the first half alone, connecting with nine different receivers to amass 173 yards and two touchdowns in the first 30 minutes.

The Tigers held a 7-0 advantage at the end of the first quarter courtesy of a 59-yard scoring run by Etienne. It was the first of six touchdowns of 50 yards or more by Clemson during the contest, including two by Etienne, two by Dixon, one by Choice and one by receiver Justyn Ross.

Clemson's 60-point win marked the largest margin of victory in an ACC game in school history. It also represented the second straight ACC road game in which Clemson played all 72 dressed players. Four different players appeared at quarterback for the Tigers, including starter Trevor Lawrence, quarterbacks Chase Brice and Ben Batson and wide receiver Hunter Renfrow.

GAME STATS

Clemson	7	21	14	7	49
Georgia Tech	0	7	7	7	21
CU Ferrell recovered fumble (Huegel kick) 1st, 3:42					
CU Renfrow 17 pass from Lawrence (Huegel kick) 2nd, 9:11, 7-74					
CU Ross 53 pass from Lawrence (Huegel kick) 2nd, 7:05, 2-55					
GT Marshall 11 run (Davis kick) 2nd, 2:08, 4-23					
CU Etienne 3 pass from Lawrence (Huegel kick), :05, 12-64					
CU Feaster 27 run (Huegel kick) 3rd, 12:20, 7-75					
CU Etienne 3 run (Huegel kick) 3rd, 5:10, 10-83					
GT Cottrell 2 run (Davis kick) 3rd, 1:43, 8-75					
GT Lynch 5 pass from Oliver 4th, 6:15, 7-33					
CU Higgins 30 pass from Lawrence (Huegel kick) 4th, 4:01, 5-77					
Attendance - 50,595 Weather - Partly Cloudy, 90°					
Team Statistics					
First Downs	CU		GT		
	25		15		
Rushing	36-248		56-146		
Passing	19-30		3-8		
Passing Yards	232		57		
Total Offense	66-480		64-203		
Rushing (Car-Yards-TD)					
CU Etienne 11-122-1, Feaster 8-75-1, Dixon 6-20, Choice 5-15, Lawrence 2-11, Bryant 4-5					
GT Marshall 25-47-1, Oliver 9-34, Mason 4-30, Howard 10-18, Lynch 2-10, Searcy 3-7, Cottrell 2-1-1					
Passing (Cm-Att-Yards-I-TD)					
CU Lawrence 13-18-176-1-4, Bryant 6-10-56-0-0, Brice 0-2-0-1-0					
GT Marshall 1-6-29-0-0, Oliver 2-2-28-0-1					
Receiving (Rec-Yards-TD)					
CU Rodgers 6-60, Renfrow 3-28-1, Powell 3-17, Chase 2-34, Ross 1-53-1, Higgins 1-30-1, Kendrick 1-6, Etienne 1-3-1, Richard 1-1					
GT Lynch 3-57-1					

GAME STATS

Syracuse	6	10	0	7	23
Clemson	7	0	6	14	27
SYR Szmyt 35 FG 1st, 9:49, 11-58					
SYR Szmyt 51 FG 1st, 8:26, 4-(-3)					
CU Etienne 1 run (Huegel kick) 1st, :54, 10-60					
SYR Dungey 1 run (Szmyt kick) 2nd, 7:31, 6-70					
SYR Szmyt 32 FG 2nd, :24, 13-75					
CU Huegel 43 FG 3rd, 4:09, 8-55					
CU Huegel 37 FG 3rd, 2:13, 4-5					
SYR Dungey 1 run (Szmyt kick) 4th, 12:58, 4-10					
CU Etienne 26 run (Huegel kick) 4th, 11:08, 6-75					
CU Etienne 2 run (Huegel kick) 4th, :41, 13-94					
Attendance - 80,122 Weather - Partly Cloudy, 78°					
Team Statistics					
First Downs	SYR		CU		
	12		28		
Rushing	26-61		53-293		
Passing	26-41		17-29		
Passing Yards	250		176		
Total Offense	67-311		82-469		
Rushing (Car-Yards-TD)					
SYR Riley 2-24, Neal 7-21, Dungey 13-11-2, Howard 1-3, Strickland 3-2					
CU Etienne 27-203-3, Choice 9-58, Feaster 9-44, TEAM 1-(-1), Brice 3-(-2), Lawrence 4-(-9)					
Passing (Cm-Att-Yards-I-TD)					
SYR Dungey 26-41-250-1-0					
CU Lawrence 10-15-93-0-0, Brice 7-13-83-1-0, Rodgers 0-1-0-0-0					
Receiving (Rec-Yards-TD)					
SYR Custis 5-73, Butler 5-45, Neal 5-26, Riley 4-16, Harris 3-66, Johnson 2-17, Strickland 2-7					
CU Higgins 4-53, Rodgers 4-27, Renfrow 3-45, Ross 3-40, Feaster 1-8, Chase 1-6, Etienne 1-(-3)					

GAME STATS					
Clemson	7	21	21	14	63
Wake Forest	0	0	3	0	3
CU Etienne 59 run (Huegel kick) 1st, 6:25, 1-59					
CU Etienne 3 run (Huegel kick) 2nd, 13:16, 8-62					
CU Ross 55 pass from Lawrence (Huegel kick) 2nd, 9:53, 5-75					
CU Higgins 20 pass from Lawrence (Huegel kick) 2nd, :30, 10-81					
CU Etienne 70 run (Huegel kick) 3rd, 13:45, 1-70					
WF Sciba 25 FG 3rd, 8:22, 7-72					
CU Choice 64 run (Huegel kick) 3rd, 4:41, 3-78					
CU Dixon 65 run (Huegel kick) 3rd, 2:21, 1-65					
CU Overton 2 pass from Brice (Potter kick) 4th, 10:08, 8-79					
CU Dixon 52 run (Potter kick) 4th, :48, 3-57					
Attendance - 31,608 Weather - Partly Cloudy, 79°					
Team Statistics			CU	WF	
First Downs			22	11	
Rushing			40-471	51-175	
Passing			25-30	7-27	
Passing Yards			227	74	
Total Offense			70-698	78-249	
Rushing (Car-Yards-TD)					
CU Etienne 10-167-3, Dixon 10-163-2, Choice 10-128-1, Lawrence 6-5, Feaster 3-4, Batson 1-4					
WF Hinton 11-92, Beal-Smith 8-44, Colburn 12-27, Carney 6-18, Drawdy 5-7, Dortch 1(-5), Hartman 8(-8)					
Passing (Cm-Att-Yards-I-TD)					
CU Lawrence 20-25-175-0-2, Brice 4-4-50-0-1, Renfrow 1-1-2-0-0					
WF Hartman 7-20-74-1-0, Hinton 0-5-0-0-0, Considine 0-2-0-0-0					
Receiving (Rec-Yards-TD)					
CU Ross 5-74-1, Higgins 5-55-1, Renfrow 2-21, Rodgers 2-9, W. Swinney 2-7, Chase 2-5, Overton 2-5-1, Dixon 1-41, Thompson 1-5, Williams 1-4, Choice 1-3, Galloway 1(-2)					
WF Dortch 3-37, Freudenthal 3-31, Bachman 1-6					

2018 GAME RECAPS

GAME 7	NC STATE	7
	CLEMSON	41
	OCT. 20, 2018 MEMORIAL STADIUM • CLEMSON, S.C.	

No. 3 Clemson emerged victorious in a battle of unbeaten at Memorial Stadium, defeating the No. 16/15 NC State Wolfpack by a score of 41-7.

Offensively, Clemson was powered by Trevor Lawrence, who was 26-39 for 308 yards and one touchdown. Travis Etienne rushed for three touchdowns for the third straight game, a school first. The Tiger defense, led by Isaiah Simmons' 11 total tackles, held a Wolfpack offense that had been averaging 33 points per game to just the seven points.

The Tigers turned a 14-0 first quarter lead into a 24-0 halftime advantage after converting a Dexter Lawrence fumble recovery into an Etienne touchdown run and a K'Von Wallace interception into a Greg Huegel field goal.

The third quarter scoring opened with just under four minutes left in it, when Etienne ran for his third touchdown of the day, a one-yard rush that put the Tigers up 31-0. The Wolfpack got on the board on the first play of the fourth quarter, when a Reggie Gallaspy Jr. nine-yard rush cut the Tigers' lead to 31-7.

Huegel hit his second field goal of the day and 50th of his career, a 27-yarder, a few minutes later. A two-yard rushing touchdown for Lyn-J Dixon with eight minutes left in the game rounded out the scoring, bringing the final score to 41-7, tied for the second-largest margin of victory over an AP Top 25 team in school history.

GAME STATS

NC State	0	0	0	7	7
Clemson	14	10	7	10	41

CU Etienne 3 run (Huegel kick) 1st, 11:23, 9-57
CU Higgins 46 pass from Lawrence (Huegel kick) 1st, 2:59, 6-75
CU Etienne 2 run (Huegel kick) 2nd, :46, 7-54
CU Huegel 28 FG 2nd, :02, 3-(7)
CU Etienne 1 run (Huegel kick) 3rd, 3:54, 4-22
NCS Gallaspy 9 run (Dunn kick) 4th, 14:56, 9-75
CU Huegel 27 FG 4th, 12:32, 8-41
CU Dixon 2 run (Huegel kick) 4th, 8:11, 8-84

Attendance - 81,295
Weather - Sunny, 72°

Team Statistics	NCS	CU
First Downs	16	24
Rushing	31-104	32-91
Passing	22-35	32-48
Passing Yards	193	380
Total Offense	66-297	80-471

Rushing (Car-Yards-TD)

NCS Gallaspy 9-59-1, Person 12-54, Louis 1-6, Rhem 1-4, Bodine 3-(2), McKay 1-(4), Finley 2-(5)

CU Etienne 15-39-3, Dixon 4-25-1, Lawrence 5-12, Choice 3-8, Feaster 3-5, Rencher 1-2, W. Swinney 1-0

Passing (Cm-Att-Yards-I-TD)

NCS Finley 21-34-156-2-0, McKay 1-1-37-0-0

CU Lawrence 26-39-308-0-1, Brice 6-9-72-0-0

Receiving (Rec-Yards-TD)

NCS Meyers 8-61, Riley 3-66, Louis 2-16, Harmon 2-13, Thomas 2-13, Emezie 2-12, Gallaspy 1-8, Person 1-3, Rhem 1-1

CU Higgins 8-119-1, Ross 5-75, Renfrow 5-41, Thompson 4-45, Overton 2-32, Kendrick 2-24, Etienne 1-24, Richard 1-13, Chase 1-11, Rodgers 1-0, W. Swinney 1-0, Rencher 1-(4)

GAME 8	CLEMSON	59
	FLORIDA STATE	10
	OCT. 27, 2018 DOAK CAMPBELL STADIUM • TALLAHASSEE, FLA.	

Freshman Trevor Lawrence totaled four passing touchdowns as No. 2 Clemson rolled to a 59-10 victory over Florida State.

Lawrence finished the game with a career-high 314 passing yards, connecting on 20-37 passes. The receiving duo of Amari Rodgers and Tee Higgins combined for four touchdowns and 218 yards, including a career-high 165 receiving yards by Rodgers. On the other side of the ball, the Clemson defense forced seven three-and-outs by Florida State and totaled 14 tackles for loss, including five sacks.

Clemson took a 14-0 lead on touchdown passes of seven and three yards from Lawrence to Higgins. Linebacker Tre Lamar later returned an interception 43 yards to set up a touchdown run by defensive tackle Christian Wilkins. Garrett Williams, whose father played at Florida State, also scored on a two-yard touchdown run late in the first half.

It was the Amari Rodgers show in the third quarter as the sophomore recorded receiving touchdowns of 58 and 68 yards, respectively. A field goal by B.T. Potter and a five-yard connection from Chase Brice to T.J. Chase made the score 52-3 in Clemson's favor entering the fourth quarter.

In the fourth quarter, Adam Choice became the third Tiger, but first running back, to rush for a touchdown on the day, punching the ball into the end zone on a 15-yard run. A late Seminole score brought the final to 59-10.

GAME STATS

Clemson	0	28	24	7	59
Florida State	0	0	3	7	10

CU Higgins 7 pass from Lawrence (Potter kick) 2nd, 13:19, 8-69
CU Higgins 3 pass from Lawrence (Huegel kick) 2nd, 7:49, 9-58
CU Wilkins 1 run (Huegel kick) 2nd, 3:34, 4-30
CU Williams 2 run (Huegel kick) 2nd, 1:07, 6-73
CU Rodgers 58 pass from Lawrence (Potter kick) 3rd, 14:12, 2-61
CU Potter 24 FG 3rd, 10:18, 4-4
CU Rodgers 68 pass from Lawrence (Potter kick) 3rd, 7:50, 1-68
FSU Aguayo 35 FG 3rd, 4:35, 10-57
CU Chase 5 pass from Brice (Potter kick) 3rd, 2:10, 5-75
CU Choice 15 run (Potter kick) 4th, 13:50, 4-25
FSU Helton 73 pass from Blackman (Aguayo kick) 4th, 4:43, 6-80

Attendance - 68,403
Weather - Cloudy, 63°

Team Statistics	CU	FSU
First Downs	25	15
Rushing	33-120	35-(21)
Passing	24-44	20-40
Passing Yards	404	268
Total Offense	77-524	75-247

Rushing (Car-Yards-TD)

CU Etienne 10-45, Choice 3-20-1, Dixon 6-18, Rencher 2-15, Feaster 3-10, Lawrence 1-6, Brice 2-5, Batson 1-2, Williams 1-2-1, Wilkins 1-1-1, Kendrick 2-(3)
FSU Patrick 7-17, Akers 11-7, Grant 4-1, Blackman 3-(5), Francois 8-(16)

Passing (Cm-Att-Yards-I-TD)

CU Lawrence 20-37-314-0-4, Brice 4-7-90-1-1
FSU Francois 17-36-180-1-0, Blackman 3-4-88-0-1

Receiving (Rec-Yards-TD)

CU Rodgers 6-156-2, Higgins 6-62-2, Renfrow 4-28, Overton 2-75, Ross 1-41, Thompson 1-17, Kendrick 1-13, Smith 1-11, Chase 1-5-1, Feaster 1-(4)
FSU Murray 5-49, Terry 4-55, Helton 3-100-1, Akers 3-14, Nabers 2-37, McKitty 1-5, Patrick 1-4, Harrison 1-4

GAME 9	LOUISVILLE	16
	CLEMSON	77
	NOV. 3, 2018 MEMORIAL STADIUM • CLEMSON, S.C.	

No. 2/2 Clemson produced a season-high 77 points as the Tigers handled the Louisville Cardinals in a 77-16 win at Memorial Stadium. The 61-point margin of victory was the Tigers' largest in school history in conference play, surpassing a 60-point win at Wake Forest earlier in the season.

The run game powered Clemson offensively, accounting for 492 of its 661 total yards, as Travis Etienne, Lyn-J Dixon and Tavien Feaster each eclipsed the 100-yard rushing mark. On the defensive side of the ball, Kendall Joseph led the Tigers with 10 total tackles and 1.5 of Clemson's six sacks. Isaiah Simmons and Tanner Muse each intercepted a Cardinal pass, and Simmons returned his for a pick-six.

Ten different players accounted for Clemson's 11 touchdowns on the day. Clemson averaged a school-record 11.6 yards per play, breaking a record that had stood since 1903 (11.2 vs. Georgia Tech). Clemson also set a school record in yards per carry for the second time in 2018. The Tigers rushed for 13.3 yards per carry, surpassing the program record of 11.8, set earlier in the season at Wake Forest.

On his 19th snap of the game, left tackle Mitch Hyatt broke the Clemson record for career snaps from scrimmage, held previously by center Dalton Freeman.

GAME STATS

Louisville	3	0	6	7	16
Clemson	14	21	28	14	77

CU Etienne 10 run (Huegel kick) 1st, 13:45, 4-75

CU Feaster 70 run (Huegel kick) 1st, 12:02, 1-70

LOU Creque 25 FG 1st, 3:16, 16-73

CU Higgins 11 pass from Lawrence (Huegel kick) 2nd, 14:56, 8-75

CU Simmons 27 interception return (Huegel kick) 2nd, 11:42

CU Rodgers 3 pass from Lawrence (Huegel kick) 2nd, 0:30, 7-60

CU D. Lawrence 2 run (Huegel kick) 3rd, 10:15, 4-58

CU Feaster 3 run (Huegel kick) 3rd, 8:58, 3-9

CU Thompson 6 pass from Brice (Spence kick) 3rd, 3:50, 6-47

CU Ross 59 pass from Brice (Spence kick) 3rd, 1:07, 2-74

LOU Hall 93 kickoff return (Creque kick blocked) 3rd, :54

CU Dixon 55 run (Spence kick) 4th, 14:52, 3-66

LOU Cunningham 10 run (Creque kick) 4th, 11:42, 6-75

CU W. Swinney 8 pass from Brice (Spence kick), 8:52, 8:52, 6-75

Attendance - 78,741

Weather - Clear & Sunny, 61°

Team Statistics	LOU	CU
First Downs	16	28
Rushing	36-81	37-492
Passing	17-34	14-20
Passing Yards	231	169
Total Offense	70-312	57-661

Rushing (Car-Yards-TD)

LOU Hall 4-26, Wilson 8-26, Cunningham 6-17-1, T. Smith 5-17, J. Smith 3-9, Pass 10-(14)

CU Etienne 8-153-1, Dixon 4-116-1, Feaster 6-101-2, Choice 3-43, Kendrick 2-36, Rencher 4-20, Lawrence 3-11, Thomason 2-9, Brice 2-5, Mac Lain 1-3, Lawrence 1-2-1, Hyatt 1-(5)

Passing (Cm-Att-Yards-I-TD)

LOU Pass 12-24-110-2-0, Cunningham 5-10-121-0-0

CU Lawrence 8-12-59-1-2, Brice 6-7-110-0-3, Kendrick 0-1-0-0-0

Receiving (Rec-Yards-TD)

LOU Smith 5-63, Fitzpatrick 3-59, Dawkins 3-38, Peete 3-25, Atwell 2-44, Wilson 1-2

CU Higgins 3-26-1, Rodgers 3-12-1, Ross 2-74-1, Chalk 1-15, Renfrow 1-15, Swinney 1-8-1, Overton 1-7, Thompson 1-6-1, Kendrick 1-6

2018 GAME RECAPS

GAME 10	CLEMSON	27
	BOSTON COLLEGE	7
	NOV. 10, 2018 ALUMNI STADIUM • CHESTNUT HILL, MASS.	

No. 2 Clemson clinched the ACC Atlantic Division crown for the fourth consecutive season, defeating the No. 17/14 Boston College Eagles, 27-7.

Offensively, Trevor Lawrence quarterbacked a balanced effort, hitting 10 different receivers, including himself. Hunter Renfrow led the receiving corps with 80 yards on eight catches, both season highs. Defensively, the Tigers held the Boston College offense to just 113 yards, including holding the Eagles 216 yards below their season rushing average.

Clemson opened the scoring on a 30-yard Greg Huegel field goal just under three minutes into the matchup, and it was Boston College that scored next when Michael Walker returned a Tiger punt 74 yards for a score. However, Lawrence connected with Milan Richard on a fourth-and-goal play to retake the lead for the Tigers before the quarter expired.

The second and third quarters saw Clemson add 10 points to its lead, with Huegel hitting his second field goal of the night, a 23-yarder, just over three minutes into the second quarter, and Lawrence finding the endzone with his feet on a six-yard touchdown run just over three minutes into the third quarter.

The Tigers took a 27-7 lead on an Amari Rodgers 53-yard punt return score with 11 minutes remaining in the game. With Rodgers answering Walker's punt return for touchdown earlier in the contest, the game marked the first time in Clemson history that both teams returned a punt for a touchdown in a single game.

GAME STATS					
Clemson	10	3	7	7	27
Boston College	7	0	0	0	7
CU Huegel 30 FG 1st, 12:12, 7-59					
BC Walker 74 punt return (Lichtenberg kick) 1st, 6:22					
CU Richard 2 pass from Lawrence (Huegel kick) 1st, 1:28, 9-70					
CU Huegel 23 FG 2nd, 11:45, 8-56					
CU Lawrence 6 run (Huegel kick) 3rd, 11:56, 3-64					
CU Rodgers 58 punt return (Huegel kick) 4th, 11:39					
Attendance - 44,500			Weather - Clear, 34°		
Team Statistics		CU		BC	
First Downs		19		8	
Rushing		30-129		33-9	
Passing		29-41		14-24	
Passing Yards		295		104	
Total Offense		71-424		57-113	
Rushing (Car-Yards-TD)					
CU Etienne 11-78, Choice 4-19, Dixon 3-18, Lawrence 9-9-1, Feaster 3-5					
BC Dillon 16-39, Perry 12-7, Levy 1-5, White 2-(3), Smith 1-(7), TEAM 1-(32)					
Passing (Cm-Att-Yards-I-TD)					
CU Lawrence 29-40-295-1-1, TEAM 0-1-0-0-0					
BC Perry 12-21-98-0-0, Brown 2-3-6-0-0, Smith 0-0-0-0-0					
Receiving (Rec-Yards-TD)					
CU Renfrow 8-80, Rodgers 5-73, Higgins 4-63, Ross 3-19, Etienne 3-9, Thompson 2-13, Kendrick 1-32, Overton 1-16, Richard 1-2-1, Lawrence 1-(12)					
BC White 4-65, Levy 3-11, Idrizi 2-12, Sweeney 2-7, Glines 1-8, Lewis 1-2, Dillon 1-(1)					

GAME 11	DUKE	6
	CLEMSON	35
	NOV. 17, 2018 MEMORIAL STADIUM • CLEMSON, S.C.	

In the teams' first meeting since 2012, No. 2 Clemson defeated Duke, 35-6, on Senior Day and Military Appreciation Day at Memorial Stadium. The win was the 2018 senior class' ACC-record 51st win in the last four seasons.

Trevor Lawrence completed 21-38 pass attempts for 251 yards and two touchdowns, and his top target was Justyn Ross, who amassed 76 yards with a score on four receptions. Travis Etienne added 81 yards and two touchdowns in nine carries on the ground. Clelin Ferrell had a team-high two-and-a-half tackles for loss and two of the Tigers' four sacks.

Neither team found the endzone for the first 11 minutes of the game, and it was Duke that got on the board first on a 34-yard field goal. A second field goal, this one from 32 yards, gave the Blue Devils a 6-0 lead as the first quarter was expiring, but that ultimately proved to be the last of Duke's scoring for the night.

Clemson took a 7-6 lead in the second quarter, when Tavien Feaster rushed for a two-yard score. Ross hauled in a 19-yard touchdown pass from Lawrence with a minute left in the first half, bringing the score to 14-6 at the break.

Etienne broke away for both of the third quarter's touchdowns, scoring on runs of 27 and 29 yards. The fourth quarter saw Lawrence connect with T.J. Chase on a 10-yard scoring pass, bringing the score to the final of 35-6.

GAME STATS

Duke	6	0	0	0	6
Clemson	0	14	14	7	35

DU Wareham 34 FG 1st, 4:07, 13-83
DU Wareham 32 FG 1st, :22, 7-37
CU Feaster 2 run (Huegel kick) 2nd, 12:44, 7-75
CU Ross 19 pass from Lawrence (Huegel kick) 2nd, 1:16, 8-68
CU Etienne 27 run (Huegel kick) 3rd, 12:25, 5-61
CU Etienne 29 run (Huegel kick) 3rd, 4:20, 6-75
CU Chase 10 pass from Lawrence (Huegel kick) 4th, 11:21, 13-79

Attendance - 81,313
Weather - Sunny, 48°

Team Statistics	DU	CU
First Downs	17	25
Rushing	35-104	36-208
Passing	24-44	21-39
Passing Yards	158	215
Total Offense	79-262	75-459

Rushing (Car-Yards-TD)

DU Jackson 11-51, Brown 7-22, Harris 3-19, Jones 12-7, Durant 2-5
CU Etienne 9-81-2, Lawrence 3-26, Choice 5-26, Brice 3-23, Dixon 3-18, Feaster 7-17-1, Thomason 1-7, Mac Lain 2-4, Kendrick 1-3, Rencher 2-3

Passing (Cm-Att-Yards-I-TD)

DU Jones 24-43-158-0-0, Harris 0-1-0-0-0
CU Lawrence 21-38-251-0-2, Brice 0-1-0-0-0

Receiving (Rec-Yards-TD)

DU Rahming 9-38, Helm 3-56, Jackson 3-21, Philyaw-Johnson 2-21, Koppenhaver 2-16, Lloyd 2-(1), Gray 1-5, Taylor 1-4, Bobo 1-(2)
CU Ross 4-76-1, Higgins 4-47, Rodgers 4-33, Kendrick 2-37, Chase 2-19-1, Feaster 2-10, Thompson 1-14, Richard 1-8, Renfrow 1-7

GAME 12	SOUTH CAROLINA	35
	CLEMSON	56
	NOV. 24, 2018 MEMORIAL STADIUM • CLEMSON, S.C.	

Clemson completed its seventh undefeated regular season in school history by defeating South Carolina, 56-35, on a cold and foggy night at Memorial Stadium.

The Tigers posted a season-high 744 yards of offense against the Gamecocks, the third-highest total in school history and most against South Carolina. The teams combined for 1,344 yards, the second-largest combined yardage total in Clemson history behind the 1,351 yards combined for by Clemson and NC State in 2012. Clemson recorded a season-high 38 first downs, the second-most in school history and only two shy of the school record of 40 set against South Carolina in 2016.

Trevor Lawrence amassed a career-high 393 passing yards on 27 completions in 36 attempts and helped engineer touchdown drives of 95, 97 and 98 yards among others. His top target was Tee Higgins, who totaled 142 yards with a score in six receptions.

On the ground, Travis Etienne added 150 yards and two touchdowns on 28 carries, and Adam Choice ran for three scores in just seven carries. Defensively, J.D. Davis hauled in his first career interception.

The game marked Clemson's first time posting both 300 passing yards and 300 rushing yards against South Carolina in series history. The victory was also Clemson's 100th of the decade, making the Tigers one of three FBS programs (Alabama, Ohio State) with 100 wins in the 2010s.

GAME STATS					
South Carolina	7	14	0	14	35
Clemson	14	14	14	14	56
SC Samuel 9 pass from Bentley (White kick) 1st, 10:41, 12-75					
CU Choice 1 run (Huegel kick) 1st, 6:17, 10-75					
CU Higgins 22 pass from Lawrence 1st, :17, 10-95					
CU Wilkins 1 run (Huegel kick) 2nd, 7:23, 12-97					
SC Pollard 67 pass from Bentley (White kick) 2nd, 6:29, 3-73					
CU Choice 2 run (Huegel kick) 2nd, 4:49, 5-70					
SC Samuel 75 pass from Bentley (White kick) 2nd, 4:37, 1-75					
CU Etienne 2 run (Huegel kick) 3rd, 10:21, 10-75					
CU Feaster 13 run (Huegel kick) 3rd, 6:46, 5-80					
CU Choice 15 run (Huegel kick) 4th, 12:05, 11-98					
SC Samuel 32 pass from Bentley (White kick) 4th, 9:10, 8-75					
SC Smith 20 pass from Bentley (White kick) 4th, 3:37, 4-74					
CU Etienne 7 run (Huegel kick) 4th, :39, 8-54					
Attendance - 81,436 Weather - Clear, 49°					
Team Statistics		SC		CU	
First Downs		29		38	
Rushing		25-90		55-351	
Passing		32-50		27-37	
Passing Yards		510		393	
Total Offense		75-600		92-744	
Rushing (Car-Yards-TD)					
SC Denson 17-62, Dowdle 4-49, TEAM 1-(1), Bentley 3-(20)					
CU Etienne 28-150, Feaster 9-63-1, Choice 7-56-3, Lawrence 4-42, Dixon 5-38, Wilkins 2-2-1					
Passing (Cm-Att-Yards-I-TD)					
SC Bentley 32-50-510-1-5					
CU Lawrence 27-36-393-0-1					
Receiving (Rec-Yards-TD)					
SC Samuel 10-210-3, Smith 9-109-1, Edwards 5-41, Pollard 2-94-1, Dowdle 2-16, Denson 2-16, August 1-17, Crosby 1-7					
CU Higgins 6-142-1, Renfrow 5-80, Rodgers 5-18, Kendrick 4-51, Ross 3-58, Overton 1-22, Etienne 1-9, Feaster 1-7, Thompson 1-6					

2018 GAME RECAPS

GAME 13	CLEMSON	42
	PITTSBURGH	10
	DEC. 1, 2018 BANK OF AMERICA STADIUM • CHARLOTTE, N.C.	

No. 2 Clemson became the first team in ACC history to win four consecutive conference titles outright on a rainy Saturday night at Bank of America Stadium, defeating the Coastal champion Pittsburgh Panthers by a score of 42-10.

Trevor Lawrence completed 12-24 pass attempts for 118 yards with a pair of touchdown tosses to Tee Higgins. Travis Etienne added 156 yards with two touchdowns on 12 carries en route to game MVP honors.

On the defensive side of the ball, Clemson held the Pitt offense to negative yardage for the first nine minutes of the game and also limited the Panthers to just eight passing yards for the whole game, setting ACC Championship Game records for the fewest total yards and fewest passing yards allowed. Linebacker Tre Lamar topped the stat sheet with nine total tackles.

Clemson found the endzone on the night's first play from scrimmage, as Etienne exploded for a 75-yard scoring run that gave the Tigers a 7-0 lead just 13 seconds into the matchup, the earliest score in ACC Championship history.

Pitt scored the second quarter's first touchdown, with Qadree Ollison cutting the Clemson lead to just four points on a one-yard scoring rush. But a five-yard scoring pass from Lawrence to Higgins put the Tigers' advantage back at 10 points. An A.J. Terrell interception returned 31 yards to the Pitt 10-yard line then set up Higgins' second touchdown reception of the night.

After a scoreless third quarter, rushing touchdowns by Adam Choice and Lyn-J Dixon in the final frame brought the final score to 42-10.

GAME 14	NOTRE DAME	3
	CLEMSON	30
	DEC. 29, 2018 AT&T STADIUM • ARLINGTON, TEXAS	

No. 2 Clemson advanced to its third College Football Playoff National Championship in four years by defeating No. 3 Notre Dame 30-3 in the Cotton Bowl at AT&T Stadium.

Quarterback Trevor Lawrence, the game's Most Outstanding Offensive Player, completed 27-39 pass attempts for 327 yards and three touchdowns, including 19-26 for 264 yards and a pair of touchdown passes to Justyn Ross in the first half alone. Travis Etienne ran for 109 yards on 14 carries, including a 62-yard touchdown run that pushed him past Wayne Gallman's 2015 school mark for the most rushing yards in a single season. Austin Bryant added two sacks and six total tackles en route to Most Outstanding Defensive Player honors.

Both defenses proved stout in the first quarter, as the team's traded field goals by Clemson's Greg Huegel and Notre Dame's Justin Yoon. Yoon's field goal proved to be the only scoring Clemson allowed all game.

The Tigers first found the end zone on a 52-yard scoring connection from Lawrence to Ross that put Clemson at a 9-3 advantage. Ross also hauled in a 42-yard pass from Lawrence for his second touchdown of the day 11 minutes later. Tee Higgins then sealed the quarter with an acrobatic, juggling 19-yard touchdown reception that gave Clemson a 23-3 lead with two seconds remaining in the half.

The first score of the third quarter, which would ultimately be the final score of the game, came with two minutes remaining in the quarter, when Etienne broke away for the 62-yard touchdown rush that was set up by a Nolan Turner interception three plays earlier. A scoreless fourth quarter left the final score at 30-3. It was the fewest points in a bowl game in Notre Dame history.

GAME 15	CLEMSON	44
	ALABAMA	16
	JAN. 7, 2019 LEVI'S STADIUM • SANTA CLARA, CALIF.	

No. 2 Clemson defeated No. 1 Alabama in resounding fashion, 44-16, en route to winning the College Football Playoff National Championship. With the win, Clemson finished the season with a perfect 15-0 record, making the 2018 Tiger squad the first major college football team in the modern era to go 15-0.

Quarterback Trevor Lawrence completed 20-32 pass attempts for 347 yards and three touchdowns. Justyn Ross amassed 153 yards and a score on six catches. Travis Etienne also scored three total touchdowns, including two on the ground.

Clemson took an early lead when A.J. Terrell intercepted a Tua Tagovailoa pass and returned it 44 yards for a score. The team's would post 27 points in the opening seven minutes as Clemson led 14-13 after one quarter.

The Tide opened the second quarter with a 25-yard field goal to take their only lead of the game at 16-14, but that proved to be all the Alabama scoring that the Clemson defense allowed. In the third quarter, the Clemson defense stuffed a fake field goal attempt and forced an Alabama turnover on downs. The Tiger offense, in turn, posted 13 third-quarter points via a 74-yard scoring connection from Lawrence to Ross and a five-yard touchdown reception by Tee Higgins, with the latter set up by a pair of acrobatic catches by Ross.

Clemson held the ball for the final 10:04 of the game, the longest drive in terms of time in Tiger history.

GAME STATS					
Clemson	14	14	0	14	42
Pittsburgh	3	7	0	0	10
CU Etienne 75 run (Huegel kick) 1st, 14:47, 1-75					
CU Etienne 3 run (Huegel kick) 1st, 9:29, 1-3					
UP Kessman 37 FG 1st, 1:46, 9-62					
UP Ollison 1 run (Kessman kick) 2nd, 7:56, 6-39					
CU Higgins 5 pass from Lawrence (Huegel kick) 2nd, 4:57, 7-75					
CU Higgins 10 pass from Lawrence (Huegel kick) 2nd, :25, 1-10					
CU Choice 1 run (Huegel kick) 4th, 14:27, 5-69					
CU Dixon 4 run (Huegel kick) 4th, 3:17, 5-65					
Attendance - 67,784			Weather - Rain, 55°		
Team Statistics		CU		UP	
First Downs		13		11	
Rushing		35-301		48-191	
Passing		12-24		4-16	
Passing Yards		118		8	
Total Offense		59-419		64-199	
Rushing (Car-Yards-TD)					
CU Etienne 12-156-2, Choice 7-51-1, Feaster 5-30, Brice 1-28, Lawrence 3-18, Rencher 3-13, Dixon 4-5-1					
UP Hall 14-86, Ollison 13-56-1, Carter 8-22, Ffrench 1-16, Pickett 11-9, Davis 1-2					
Passing (Cm-Att-Yards-I-TD)					
CU Lawrence 12-24-118-0-2					
UP Pickett 4-16-8-1-0					
Receiving (Rec-Yards-TD)					
CU Higgins 3-36-2, Thompson 3-15, Ross 2-70, Renfrow 2-0, Feaster 1-0, Kendrick 1-(3)					
UP Araujo-Lopes 2-10, Carter 1-2, Hall 1-(4)					

GAME STATS					
Notre Dame	3	0	0	0	3
Clemson	3	20	7	0	30
CU Huegel 40 FG 1st, 8:35, 9-31					
ND Yoon 28 FG 1st, 4:31, 10-66					
CU Ross 52 pass from Lawrence (Huegel kick blocked) 2nd, 12:50, 3-65					
CU Ross 42 pass from Lawrence (Huegel kick) 2nd, 1:44, 8-85					
CU Higgins 19 pass from Lawrence (Huegel kick) 2nd, :02, 4-80					
CU Etienne 62 run (Huegel kick) 3rd, 2:04, 3-71					
Attendance - 72,183 Weather - Indoors, 72°					
Team Statistics		ND		CU	
First Downs		17		26	
Rushing		35-88		37-211	
Passing		17-34		27-41	
Passing Yards		160		327	
Total Offense		69-248		78-538	
Rushing (Car-Yards-TD)					
ND Williams 16-54, Book 17-30, Armstrong 1-6					
CU Etienne 14-109-1, Brice 2-31, Choice 2-30, Feaster 4-20, Dixon 6-11, Lawrence 7-6, Overton 1-3, Rencher 1-1					
Passing (Cm-Att-Yards-I-TD)					
ND Book 17-34-160-1-0					
CU Lawrence 27-39-327-0-3, Brice 0-2-0-0-0					
Receiving (Rec-Yards-TD)					
ND Boykin 5-69, Williams 3-29, Finke 2-24, Mack 2-11, Armstrong 2-8, Claypool 2-8, Kmet 1-11					
CU Ross 6-148-2, Rodgers 6-26, Renfrow 4-62, Higgins 4-53-1, Chase 2-17, Thompson 2-8, Etienne 1-8, Feaster 1-3, Swinney 1-2					

GAME STATS

Clemson

14

17

13

0

44

Alabama

13

3

0

0

16

CU Terrell 44 interception return (Huegel kick) 1st, 13:20

UA Jedy 62 pass from Tagovailoa (Bulovas kick) 1st, 12:05, 3-75

CU Etienne 17 run (Huegel kick) 1st, 10:35, 4-75

UA Hentges 1 pass from Tagovailoa (Bulovas kick failed) 1st, 6:23, 10-75

UA Bulovas 25 FG 2nd, 14:18, 11-45

CU Etienne 1 run (Huegel kick) 2nd, 11:38, 6-65

CU Etienne 5 pass from Lawrence (Huegel kick) 2nd, 4:38, 8-47

CU Huegel 36 FG 2nd, :45, 8-61

CU Ross 74 pass from Lawrence (Huegel kick failed) 3rd, 8:26, 3-76

CU Higgins 5 pass from Lawrence (Huegel kick) 3rd, :21, 12-89

Attendance - 74,814 Weather - Cloudy, 61°

Team Statistics

CU

UA

First Downs

21

23

Rushing

31-135

37-148

Passing

20-32

22-36

Passing Yards

347

295

Total Offense

63-482

73-443

Rushing (Car-Yards-TD)

CU Etienne 14-86-2, Lawrence 6-27, Choice 7-12, Feaster 3-11, Brice 1-(1)

UA N. Harris 9-59, D. Harris 11-57, Jacobs 11-47, Jones 1-(2), Hurts 1-(4), Tagovailoa 4-(9)

Passing (Cm-Att-Yards-I-TD)

CU Lawrence 20-32-347-0-3

UA Tagovailoa 22-34-295-2-2, Hurts 0-2-0-0-0

Receiving (Rec-Yards-TD)

CU Ross 6-153-1, Higgins 3-81-1, Rodgers 2-30, Feaster 2-29, Thompson 2-27, Renfrow 2-10, Overton 1-12, Etienne 1-5-1, Chase 1-0

UA D. Smith 6-65, Jedy 5-139-1, I. Smith Jr. 4-43, Waddle 2-25, D. Harris 2-3, Jacobs 1-16, Ruggs 1-3, Hentges 1-1-1

2018 HONORS & AWARDS

OFFENSIVE LINE

- Joe Moore Award Semifinalist

#73 TREMAYNE ANCHRUM, OT

- Second-Team All-ACC
- Second-Team All-ACC (AP)
- ACC Co-Offensive Lineman-of-the-Week vs. Furman

#7 AUSTIN BRYANT, DE

- Drafted in the fourth round by Detroit
- Third-Team All-ACC

#26 ADAM CHOICE, RB

- Signed free-agent contract with Seattle
- Permanent team co-captain

#23 LYN-J DIXON, RB

- ACC Rookie-of-the-Week at Wake Forest

#9 TRAVIS ETIENNE, RB

- Blanchard-Rogers Trophy
- Doak Walker Award Finalist
- Maxwell Award Semifinalist
- First-Team All-American (ESPN)
- First-Team All-American (Sporting News)
- Second-Team All-American (AFCA)
- Second-Team All-American (AP)
- Second-Team All-American (The Athletic)
- Second-Team All-American (FWAA)
- Second-Team All-American (Sports Illustrated)
- Second-Team All-American (Walter Camp Football Foundation)
- ACC Player-of-the-Year
- ACC Offensive Player-of-the-Year
- ACC Offensive Player-of-the-Year (AP)
- First-Team All-ACC
- First-Team All-ACC (AP) (Unanimous)
- First-Team All-ACC (ESPN)
- First-Team All-ACC (Pro Football Focus)
- ACC Running Back-of-the-Week at Georgia Tech
- ACC Running Back-of-the-Week vs. Syracuse
- ACC Championship Game MVP

#50 JUSTIN FALCINELLI, C

- Second-Team All-ACC
- Second-Team All-ACC (AP)
- ACC Offensive Lineman-of-the-Week vs. South Carolina

#99 CLELIN FERRELL, DE

- Drafted in the first round by Oakland
- Ted Hendricks Award
- Bednarik Award Semifinalist
- Consensus First-Team All-American
- First-Team All-American (AFCA)
- First-Team All-American (AP)
- First-Team All-American (The Athletic)
- First-Team All-American (ESPN)
- First-Team All-American (Sporting News)
- First-Team All-American (Sports Illustrated)
- First-Team All-American (Walter Camp Football Foundation)
- ACC Defensive Player-of-the-Year
- ACC Defensive Player-of-the-Year (AP)
- First-Team All-ACC
- First-Team All-ACC (AP) (Unanimous)
- First-Team All-ACC (ESPN)
- ACC Defensive Lineman-of-the-Week at Texas A&M
- Permanent team co-captain

#2 MARK FIELDS, CB

- Signed free-agent contract with Kansas City

#5 TEE HIGGINS, WR

- Second-Team All-ACC
- Second-Team All-ACC (AP)
- First-Team All-ACC (ESPN)
- First-Team All-ACC (Pro Football Focus)
- ACC Receiver-of-the-Week at Texas A&M
- ACC Receiver-of-the-Week vs. South Carolina

#92 GREG HUEGEL, PK

- Honorable Mention All-ACC

#67 ALBERT HUGGINS, DT

- Signed free-agent contract with Houston
- Permanent team co-captain

#75 MITCH HYATT, OT

- Signed free-agent contract with Dallas
- Outland Trophy Semifinalist
- ACC Jacobs Blocking Trophy
- Consensus First-Team All-American
- First-Team All-American (AFCA)
- First-Team All-American (AP)
- First-Team All-American (The Athletic)
- First-Team All-American (Bleacher Report)
- First-Team All-American (FWAA)
- First-Team All-American (Walter Camp Football Foundation)
- Second-Team All-American (Sporting News)
- First-Team All-ACC
- First-Team All-ACC (AP) (Unanimous)
- First-Team All-ACC (ESPN)
- First-Team All-ACC (Pro Football Focus)
- Outland Trophy Player-of-the-Month (October)
- ACC Offensive Lineman-of-the-Week at Texas A&M
- ACC Offensive Lineman-of-the-Week vs. Syracuse
- ACC Offensive Lineman-of-the-Week vs. NC State

#34 KENDALL JOSEPH, LB

- Third-Team All-ACC
- Permanent team co-captain

#57 TRE LAMAR, LB

- Signed free-agent contract with Detroit
- Butkus Award Finalist
- Second-Team All-American (AFCA)
- Second-Team All-ACC
- Second-Team All-ACC (AP)
- First-Team All-ACC (ESPN)

#90 DEXTER LAWRENCE, DT

- Drafted in the first round by New York Giants
- First-Team All-American (AFCA)
- First-Team All-ACC
- First-Team All-ACC (AP)
- First-Team All-ACC (Pro Football Focus)

#16 TREVOR LAWRENCE, QB

- Manning Award Finalist
- O'Brien Award Semifinalist
- First-Team Freshman All-American (247Sports)
- First-Team Freshman All-American (The Athletic)
- First-Team Freshman All-American (ESPN)
- First-Team Freshman All-American (Football Writers)
- First-Team Freshman All-American (USA Today)
- ACC Player-of-the-Year (Pro Football Focus)
- ACC Rookie-of-the-Year
- ACC Offensive Rookie-of-the-Year
- ACC Newcomer-of-the-Year (AP)
- First-Team All-ACC (Pro Football Focus)
- Second-Team All-ACC
- ACC Rookie-of-the-Week at Georgia Tech
- ACC Rookie-of-the-Week vs. NC State
- ACC Rookie-of-the-Week at Florida State
- ACC Rookie-of-the-Week at Boston College
- ACC Rookie-of-the-Week vs. South Carolina

#1 TRAYVON MULLEN, CB

- Drafted in the second round by Oakland
- Second-Team All-American (AFCA)
- Second-Team All-ACC
- Second-Team All-ACC (AP)

#19 TANNER MUSE, S

- Third-Team All-ACC

#76 SEAN POLLARD, OL

- AFCA Good Works Team
- Second-Team All-ACC

#13 HUNTER RENFROW, WR

- Drafted in the fifth round by Oakland
- Bobby Bowden Award
- Burlsworth Trophy
- Third-Team All-ACC
- Permanent team co-captain

#3 AMARI RODGERS, WR

- Honorable Mention All-ACC (All-Purpose)

#8 JUSTYN ROSS, WR

- First-Team Freshman All-American (247Sports)

ASSISTANT COACH JEFF SCOTT

- Broyles Award Finalist
- AFCA Assistant Coach-of-the-Year Finalist

#74 JOHN SIMPSON, OG

- Second-Team All-ACC (AP)
- Third-Team All-ACC

HEAD COACH DABO SWINNEY

- Paul "Bear" Bryant Coach-of-the-Year Award
- Woody Hayes Award
- Eddie Robinson Award Finalist
- Dodd Trophy Finalist
- George Munger Coach-of-the-Year Semifinalist
- ACC Coach-of-the-Year
- ACC Coach-of-the-Year (ESPN)
- AP ACC Coach-of-the-Year

#8 A.J. TERRELL, CB

- Third-Team All-ACC

#3 XAVIER THOMAS, DE

- First-Team Freshman All-American (247Sports)
- First-Team Freshman All-American (The Athletic)
- First-Team Freshman All-American (ESPN)
- First-Team Freshman All-American (USA Today)

#1 TREVION THOMPSON, WR

- Signed free-agent contract with Los Angeles Chargers

#12 K'VON WALLACE, S

- Honorable Mention All-ACC

#42 CHRISTIAN WILKINS, DT

- Drafted in the first round by Miami
- William V. Campbell Trophy
- NFF National Scholar-Athlete Class
- Bednarik Award Finalist
- Lott IMPACT Trophy Finalist
- Nagurski Award Finalist
- Outland Trophy Finalist
- Senior CLASS Award Finalist
- Unanimous First-Team All-American
- First-Team All-American (AFCA)
- First-Team All-American (AP)
- First-Team All-American (The Athletic)
- First-Team All-American (Bleacher Report)
- First-Team All-American (ESPN)
- First-Team All-American (FWAA)
- First-Team All-American (Pro Football Focus)
- First-Team All-American (Sporting News)
- First-Team All-American (Walter Camp Football Foundation)
- ACC Player-of-the-Year (ESPN)
- First-Team All-ACC
- First-Team All-ACC (AP) (Unanimous)
- First-Team All-ACC (ESPN)
- First-Team All-ACC (Pro Football Focus)
- ACC Defensive Lineman-of-the-Week at Boston College
- CoSIDA Academic All-District
- Permanent team co-captain

2018 SENIORS & PRO SIGNEES

#7 AUSTIN BRYANT, DE

Year	G-S	Snaps	Hit	Ast	Tot	TFL	Sacks	Int	QP	PBU	CF-RF
2015	13-0	219	26	9	35	2-18	15-17	0-0	4	1	0-0
2016	9-0	244	9	7	16	3-14	2-13	0-0	4	1	0-0
2017	14-14	677	50	8	58	15-56	8-57	1-0	12	2	2-0
2018	15-15	667	29	15	44	14-57	8-45	0-0	12	0	0-0
Totals	51-29	1807	114	39	153	35-161	20-112	1-0	32	4	2-0

#2 KELLY BRYANT, QB

Passing											
Year	G-S	Snaps	C-A-I	Yds	TD	LG	Pct	Y/A	Y/C	Y/G	Eff
2015	8-0	61	7-9-1	27	0	10	77.8	3.0	3.9	3.9	80.8
2016	4-0	39	6-9-0	48	1	15	66.7	5.3	8.0	12.0	148.1
2017	14-14	886	262-398-8	2802	13	79	65.8	7.0	10.7	200.1	131.7
2018	4-4	128	36-54-1	461	2	64	66.7	8.5	12.8	115.3	146.9
Totals	30-18	1098	311-470-10	3338	16	79	66.2	7.1	10.7	111.3	132.8

Rushing & Total Offense											
Year	Car	Yds	Y/C	Y/G	TD	LG	PL	Tot	TDR	Y/G	
2015	23	156	6.8	19.5	2	59	32	183	2	22.9	
2016	12	22	1.8	5.5	1	27	21	70	2	17.5	
2017	192	665	3.5	47.5	11	47	590	3467	24	247.6	
2018	30	130	4.3	32.5	2	35	84	591	4	147.8	
Totals	257	973	3.8	32.4	16	59	727	4311	32	143.7	

#26 ADAM CHOICE, RB

Year	G-S	Snaps	Car	Yds	Avg	TD	LG	Rec	Yds	TD
2014	6-0	50	50	218	4.4	1	34	9	90	0
2016	11-0	120	45	158	3.5	0	16	4	38	0
2017	13-0	173	67	326	4.9	6	39	8	48	0
2018	15-0	218	77	548	7.1	7	64	1	3	0
Totals	45-0	561	239	1250	5.2	14	64	22	179	0

#32 KYLE COTE, S

Year	G-S	Snaps	Hit	Ast	Tot	TFL	Sacks	Int	QP	PBU	CF-RF
2016	8-0	0	1	1	2	0-0	0-0	0-0	0	0	0-0
2017	14-0	0	4	0	4	0-0	0-0	0-0	0	0	0-0
2018	15-0	14	5	1	6	0-0	0-0	0-0	0	0	0-0
Totals	37-0	14	10	2	12	0-0	0-0	0-0	0	0	0-0

#33 J.D. DAVIS, LB

Year	G-S	Snaps	Hit	Ast	Tot	TFL	Sacks	Int	QP	PBU	CF-RF
2015	8-0	19	5	1	6	0-0	0-0	0-0	0	0	0-0
2016	15-0	80	6	5	11	0-0	0-0	0-0	0	0	0-0
2017	14-5	332	37	18	55	4-5-16	1-8	0-0	0	0	0-0
2018	14-2	346	29	16	45	4-13	2-9	1-3	1	0	1-0
Totals	51-7	777	77	40	117	8-5-29	3-17	1-3	1	0	1-0

#36 JUDAH DAVIS, LB

Year	G-S	Snaps	Hit	Ast	Tot	TFL	Sacks	Int	QP	PBU	CF-RF
2015	13-0	23	6	3	9	0-5-0	0-0	0-0	0	0	0-0
2016	13-0	25	4	2	6	0-0	0-0	0-0	1	0	0-0
2017	13-0	54	8	5	13	1-5-5	0-0	0-0	1	0	0-0
2018	15-0	74	8	3	11	0-0	0-0	0-0	0	0	0-0
Totals	54-0	176	26	13	39	2-5	0-0	0-0	2	0	0-0

#50 JUSTIN FALCINELLI, C

Year	G-S	Snaps
2015	13-0	123
2016	11-0	174
2017	14-14	932
2018	14-14	803
Totals	52-28	2032

#28 TAVIEN FEASTER, RB

Year	G-S	Snaps	Car	Yds	Avg	TD	LG	Rec	Yds	TD	KOR
2016	12-0	72	37	221	6.0	2	45	0	0	0	7-141
2017	14-11	371	107	669	6.3	7	89	12	112	1	2-31
2018	15-0	231	78	440	5.6	6	70	11	71	0	0-0
Totals	41-11	674	222	1330	6.0	15	89	23	183	1	9-172

#99 CLELIN FERRELL, DE

Year	G-S	Snaps	Hit	Ast	Tot	TFL	Sacks	Int	QP	PBU	CF-RF
2016	15-15	759	34	16	50	12-5-38	6-38	0-0	24	2	0-0
2017	14-14	717	50	13	63	18-8-80	9-557	0-0	12	1	2-0
2018	15-15	691	37	16	53	19-5-82	11-5-59	0-0	15	4	3-1
Totals	44-44	2167	121	45	166	50-200	27-154	0-0	51	7	5-1

#2 MARK FIELDS, CB

Year	G-S	Snaps	Hit	Ast	Tot	TFL	Sacks	Int	QP	PBU	CF-RF
2015	13-0	78	3	0	3	0-0	0-0	0-0	0	1	0-0
2016	15-1	337	12	1	13	2-13	1-10	1-42	1	4	0-0
2017	8-4	246	17	3	20	3-8	0-0	0-0	0	2	0-0
2018	12-1	302	8	1	9	0-0	0-0	0-0	0	6	0-0
Totals	48-6	963	40	5	45	5-21	1-10	1-42	1	13	0-0

#77 ZACH GIELLA, OL

Year	G-S	Snaps
2016	5-0	32
2017	4-0	34
2018	11-0	114
Totals	20-0	180

#64 PAT GODFREY, C

Year	G-S	Snaps
2016	3-0	12
2017	13-0	48
Totals	16-0	60

#71 NOAH GREEN, OL

Year	G-S	Snaps
2016	6-0	41

#92 GREG HUEGEL, PK

Year	G-S	11-29	30-39	40-49	50+	Total	HB	LG	PAT	Pts
2015	15-15	7-7	14-15	6-10	0-0	27-32	0	47	56-61	137
2016	15-15	5-6	4-6	5-7	0-0	14-19	1	47	71-73	113
2017	3-3	0-0	1-1	1-3	0-0	2-4	0	49	14-15	20
2018	15-15	3-3	5-7	3-6	0-0	11-16	1	49	76-78	109
Totals	48-48	15-16	24-29	15-26	0-0	54-71	2	49	217-227	379

#67 ALBERT HUGGINS, DT

Year	G-S	Snaps	Hit	Ast	Tot	TFL	Sacks	Int	QP	PBU	CF-RF
2015	6-0	65	7	5	12	0-0	0-0	0-0	0	1	0-0
2016	13-0	218	10	10	20	3-13	3-13	0-0	7	0	0-0
2017	13-2	220	9	12	21	5-13	1-5-9	0-0	5	0	0-0
2018	15-2	408	15	15	30	3-5-20	2-5-13	0-0	13	0	0-0
Totals	46-4	911	41	42	83	11-5-46	7-35	0-0	25	1	0-0

#75 MITCH HYATT, OT

Year	G-S	Snaps
2015	15-15	1049
2016	15-14	994
2017	13-13	842
2018	15-15	869
Totals	58-57	3754

#34 KENDALL JOSEPH, LB

Year	G-S	Snaps	Hit	Ast	Tot	TFL	Sacks	Int	QP	PBU	CF-RF
2015	7-0	63	7	4	11	0-0	0-0	0-0	4	0	0-0
2016	15-15	930	81	43	124	13-5-53	3-5-31	1-0	16	0	2-0
2017	12-11	679	50	37	87	5-9	0-5-2	1-37	10	2	2-1
2018	14-14	738	58	26	84	5-22	4-19	0-0	9	2	0-0
Totals	48-40	2410	196	110	306	23-5-84	8-52	2-37	39	4	4-1

#97 CARSON KING, P

Year	G-S	P	Yds	Avg	-20	50+	TB	HB	LG	Net
2016	1-1	1	37	37.0	1	0	0	0	37	35.0
2017	3-0	3	118	39.3	1	0	0	0	49	35.7
2018	1-0	1	48	48.0	0	0	0	0	48	48.0
Totals	5-1	5	203	40.6	2	0	0	0	49	38.0

#52 MATTHEW KING, LB

Year	G-S	Snaps	Hit	Ast	Tot	TFL	Sacks	Int	QP	PBU	CF-RF
2016	15-0	102	13	9	22	2-5-4	1-2	0-0	0	1	0-0
2017	10-8	331	30	22	52	5-35	4-31	0-0	3	1	1-1
2018	14-14	565	57	28	85	5-5-35	3-28	1-43	8	1	0-0
Totals	39-22	998	100	59	159	13-74	8-61	1-43	11	3	1-1

#90 DEXTER LAWRENCE, DT

Year	G-S	Snaps	Hit	Ast	Tot	TFL	Sacks	Int	QP	PBU	CF-RF
2016	15-11	643	48	31	79	9-5-44	7-33	0-0	23	1	0-2
2017	12-12	438	22	17	39	3-18	2-5-17	0-0	5	1	1-0
2018	13-13	460	30	14	44	7-5-23	1-5-12	0-0	15	3	0-1
Totals	40-36	1541	100	62	162	20-85	11-62	0-0	43	5	1-3

#37 RYAN MAC LAIN, RB

Year	G-S	Snaps	Car	Yds	Avg	TD	LG	Rec	Yds	TD
2016	2-0	1	0	0	---	0	---	0	0	0
2017	2-0	3	2	9	4.5	0	11	0	0	0
2018	2-0	4	3	7	2.3	0	3	0	0	0
Totals	6-0	8	5	16	3.2	0	11	0	0	0

#1 TRAYVON MULLEN, CB

Year	G-S	Snaps	Hit	Ast	Tot	TFL	Sacks	Int	QP	PBU	CF-RF
2016	13-0	115	9	6	15	0-5-2	0-0	0-0	1	1	0-0
2017	13-12	658	35	7	42	0-0	0-0	3-0	0	7	0-0
2018	15-14	701	32	5	37	4-22	2-15	1-46	2	4	1-0
Totals	41-26	1474	76	18	94	4-5-24	2-15	4-46	3	12	1-0

#70 SETH PENNER, OG

Year	G-S	Snaps
2016	3-0	26
2017	5-0	41
2018	8-0	57
Totals	16-0	124

#45 CHRIS REGISTER, DE

Year	G-S	Snaps	Hit	Ast	Tot	TFL	Sacks	Int	QP	PBU	CF-RF
2015	1-0	4	0	0	0	0-0	0-0	0-0	0	1	0-0
2016	11-0	142	6	3	9	1-5-2	0-0	0-0	3	1	0

2018 ACC FOOTBALL

ATLANTIC DIVISION STANDINGS

Rk	Team	ACC				Overall			
		W-L	Score	H	R	W-L	Score	H	R
1.	Clemson	8-0	378-93	4-0	4-0	15-0	664-197	7-0	5-0
2.	Syracuse	6-2	318-224	4-0	2-2	10-3	523-351	6-0	3-2
3.	NC State	5-3	267-229	3-1	2-2	9-4	440-324	6-1	3-2
4.	Boston College	4-4	209-208	2-2	2-2	7-5	384-308	5-2	2-3
5.	Wake Forest	3-5	233-282	0-4	3-1	7-6	427-433	2-5	4-1
6.	Florida State	3-5	163-250	2-2	1-3	5-7	263-378	4-3	1-4
7.	Louisville	0-8	162-398	0-4	0-4	2-10	237-529	2-5	0-4

COASTAL DIVISION STANDINGS

Rk	Team	ACC				Overall			
		W-L	Score	H	R	W-L	Score	H	R
1.	Pittsburgh	6-2	269-211	4-0	2-2	7-7	359-389	5-1	2-4
2.	Georgia Tech	5-3	264-236	2-2	3-1	7-6	437-381	4-2	3-3
3.	Virginia	4-4	194-173	3-1	1-3	8-5	370-261	5-1	1-4
	Miami (Fla.)	4-4	197-144	3-1	1-3	7-6	374-253	5-1	2-3
	Virginia Tech	4-4	196-237	1-3	3-1	6-7	388-403	3-4	3-2
6.	Duke	3-5	176-268	1-3	2-2	8-5	382-356	3-3	4-2
7.	North Carolina	1-7	216-289	1-3	0-4	2-9	301-380	2-3	0-6

2018 ACC HONORS & AWARDS

FIRST-TEAM OFFENSE

Pos.	Player	Cl.	Team	Pts
WR	Kelvin Harmon	Jr.	NC State	164
WR	Olamide Zaccheaus	Sr.	Virginia	158
WR	Jakobi Meyers	Jr.	NC State	141
TE	Tommy Sweeney	Sr.	Boston College	158
OT	Mitch Hyatt	Sr.	Clemson	172
OT	Tyler Jones	Sr.	NC State	93
OG	Chris Lindstrom	Sr.	Boston College	136
OG	Parker Braun	Jr.	Georgia Tech	129
C	Garrett Bradbury	Sr.	NC State	113
QB	Ryan Finley	Sr.	NC State	130
RB	Travis Etienne	So.	Clemson	174
RB	AJ Dillon	So.	Boston College	162
AP	Greg Dortch	So.	Wake Forest	172

SECOND-TEAM OFFENSE

Pos.	Player	Cl.	Team	Pts
WR	Tee Higgins	So.	Clemson	117
WR	Jamal Custis	Sr.	Syracuse	115
WR	Damon Hazelton	So.	Virginia Tech	76
TE	Brevin Jordan	Fr.	Miami (Fla.)	58
OT	Tremayne Anchrum	Jr.	Clemson	60
OT	Stefano Millin	Sr.	Pittsburgh	60
OG	Phil Haynes	Sr.	Wake Forest	87
OG	Sean Pollard	Jr.	Clemson	72
C	Justin Falcinelli	Sr.	Clemson	92
QB	Trevor Lawrence	Fr.	Clemson	106
RB	Qadree Ollison	Sr.	Pittsburgh	128
RB	Travis Homer	Jr.	Miami (Fla.)	71
AP	Deon Jackson	So.	Duke	50

THIRD-TEAM OFFENSE

Pos.	Player	Cl.	Team	Pts
WR	Eric Dungey	Sr.	Syracuse	76
WR	Hunter Renfrow	Sr.	Clemson	57
WR	Nyquan Murray	Sr.	Florida State	52
TE	Daniel Helm	Sr.	Duke	31
OT	Aaron Monteiro	Sr.	Boston College	58
OT	Koda Martin	Sr.	Syracuse	55
OG	John Simpson	Jr.	Clemson	67
OG	Mike Herndon	Sr.	Pittsburgh	59
C	Jimmy Morrissey	So.	Pittsburgh	47
QB	Eric Dungey	Sr.	Syracuse	76
RB	Darrin Hall	Sr.	Pittsburgh	58
RB	Reggie Gallaspy Jr.	Sr.	NC State	49
AP	Sean Riley	Jr.	Syracuse	38

FIRST-TEAM SPECIALISTS

Pos.	Player	Cl.	Team	Pts
PK	Andre Szmyt	Fr.	Syracuse	165
P	Sterling Hofrichter	Jr.	Syracuse	134
SP	Greg Dortch	So.	Wake Forest	127

SECOND-TEAM SPECIALISTS

Pos.	Player	Cl.	Team	Pts
PK	Christopher Dunn	Fr.	NC State	86
P	Pressley Harvin III	So.	Georgia Tech	121
SP	Michael Walker	Sr.	Boston College	78

THIRD-TEAM SPECIALISTS

Pos.	Player	Cl.	Team	Pts
PK	Alex Kessman	So.	Pittsburgh	30
P	Oscar Bradburn	So.	Virginia Tech	31
SP	Joe Reed	Jr.	Virginia	54

Accomplishment	Player	Team
Champion		Clemson
Player-of-the-Year	Travis Etienne	Clemson
Offensive Player-of-the-Year	Travis Etienne	Clemson
Defensive Player-of-the-Year	Clelin Ferrell	Clemson
Rookie-of-the-Year	Trevor Lawrence	Clemson
Offensive Rookie-of-the-Year	Trevor Lawrence	Clemson
Defensive Rookie-of-the-Year	Andre Cisco	Syracuse
Coach-of-the-Year	Dabo Swinney	Clemson
Jacobs Blocking Trophy	Mitch Hyatt	Clemson
Brian Piccolo Award	Greg Dortch	Wake Forest
Jim Tatum Award	Christian Wilkins	Clemson

FIRST-TEAM DEFENSE

Pos.	Player	Cl.	Team	Pts
DE	Clelin Ferrell	Jr.	Clemson	163
DE	Brian Burns	Jr.	Florida State	120
DT	Christian Wilkins	Sr.	Clemson	160
DT	Dexter Lawrence	Jr.	Clemson	137
LB	Germaine Pratt	Sr.	NC State	125
LB	Shaquille Quarterman	Jr.	Miami (Fla.)	113
LB	Joe Giles-Harris	Jr.	Duke	111
CB	Hamp Cheevers	Jr.	Boston College	159
CB	Bryce Hall	Jr.	Virginia	139
S	Juan Thornhill	Sr.	Virginia	123
S	Andre Cisco	Fr.	Syracuse	110

SECOND-TEAM DEFENSE

Pos.	Player	Cl.	Team	Pts
DE	Zach Allen	Sr.	Boston College	112
DE	Alton Robinson	Jr.	Syracuse	91
DT	Gerald Willis III	Sr.	Miami (Fla.)	129
DT	Ricky Walker	Sr.	Virginia Tech	63
LB	Cole Holcomb	Sr.	North Carolina	98
LB	Tre Lamar	Jr.	Clemson	82
LB	Ryan Guthrie	Sr.	Syracuse	76
CB	Trayvon Mullen	Jr.	Clemson	87
CB	Essang Bassey	Jr.	Wake Forest	75
S	Jaquan Johnson	Sr.	Miami (Fla.)	99
S	Cameron Glenn	Sr.	Wake Forest	51

THIRD-TEAM DEFENSE

Pos.	Player	Cl.	Team	Pts
DE	Austin Bryant	Sr.	Clemson	59
DE	Wyatt Ray	Sr.	Boston College	48
DT	Demarcus Christmas	Sr.	Florida State	44
DT	Ray Smith	Sr.	Boston College	41
LB	Kendall Joseph	Sr.	Clemson	70
LB	Chris Peace	Sr.	Virginia	64
LB	Connor Strachan	Sr.	Boston College	58
CB	Trajan Bandy	So.	Miami (Fla.)	68
CB	A.J. Terrell	So.	Clemson	60
S	Tanner Muse	Jr.	Clemson	49
S	Will Harris	Sr.	Boston College	48



OFFENSIVE TEAM RECORDS

TEAM	
WINS	
Season:	15*, 2018
Home:	7, 1987, 2011, 2014, 2015, 2017, 2018
Road:	5, many (last in 2018)
Away From Home:	8, 2016, 2018
Conference:	8, 2015, 2018
Vs. ACC Teams:	9, 2015, 2018
By 1-7 Points:	7, 2016
By 14+ Points:	13, 2018
Vs. Top-25 Teams:	6, 2017
By a Class:	55, Seniors of 2018
Win % By Class:	93.2 (55-4), Seniors of 2018

TOTAL OFFENSE	
PLAYS	
Game:	102 vs. NC State, 11-17-2012 (58 rush, 44 pass)
Season:	1,221, 2016
Per Game:	81.7, 2012 (1,062 in 13 games)
YARDS	
Half:	487 vs. Duke, 11-3-2012 (1st)
Game:	756 vs. Wake Forest, 10-31-1981
Season:	7,908*, 2018
Per Game:	527.2, 2018 (7,908 in 15 games)
400-Yard Games:	15, 2018
500-Yard Games:	12, 2015
600-Yard Games:	3, 2012, 2017, 2018
700-Yard Games:	2, 2012

YARDS PER PLAY	
Game:	11.6 vs. Louisville, 11-3-2018 (57-661)
Season:	7.3, 2018 (1076-7908)

RUSHING	
CARRIES	
Game:	78 vs. Duke, 10-20-1979
Season:	741, 1978
Per Game:	61.8, 1978 (741 in 12 games)

RUSHING YARDS	
Game:	615 vs. Georgia Tech, 10-17-1903
Modern:	536 vs. Wake Forest, 10-31-1981
Season:	3,723, 2018
Per Game:	289.1, 1978 (3,469 in 12 games)
200-Yard Games:	11, 1978, 1986, 2015
300-Yard Games:	5, 1978, 2018

YARDS PER CARRY	
Game:	13.3 vs. Louisville, 11-3-2018 (37-492)
Season:	6.6, 2018 (568-3723)

PASSING	
MOST ATTEMPTS	
Game:	70 vs. Pittsburgh, 11-12-2016
Season:	629, 2016
Per Game:	41.9, 2016 (629 in 15 games)
FEWEST ATTEMPTS	
Game:	0 vs. South Carolina, 10-25-1956
Season:	65, 1938
Per Game:	7.2, 1938 (65 in 9 games)
MOST COMPLETIONS	
Game:	52 vs. Pittsburgh, 11-12-2016
Season:	422*, 2016
Per Game:	28.1, 2016 (422 in 15 games)

FEWEST COMPLETIONS	
Game:	0 vs. many (last vs. Virginia Tech, 11-3-1956)
Season:	21, 1944
Per Game:	2.3, 1944 (21 in 9 games)

YARDS PER ATTEMPT	
Game (min 15):	18.20 vs. Duke, 10-19-1963 (20-364)
Season:	9.79, 1950 (126-1233)

YARDS PER COMPLETION	
Game (min 10):	28.0 vs. Duke, 10-19-1963 (13-364)
Season:	23.3, 1950 (53-1233)

LOWEST INTERCEPTION PERCENTAGE	
Game:	0.0 vs. Alabama, 1-9-2017 (57 attempts)
Season:	1.3, 2007 (6-455)
Per Game:	0.3, 1988 (4 in 12 games)
MOST PASSING YARDS	
Game:	580* vs. Pittsburgh, 11-12-2016
Season:	5,009*, 2016
Per Game:	333.9, 2016 (5,009 in 15 games)
200-Yard Games:	15, 2016
300-Yard Games:	13, 2016

FEWEST PASSING YARDS	
Game:	0 vs. many (last vs. Virginia Tech, 11-3-1956)
Season:	346, 1956
Per Game:	31.5, 1956 (346 in 11 games)

COMPLETION PERCENTAGE	
Game (min 15 att):	88.2 vs. The Citadel, 9-16-1978 (15-17)
Game (min 20 att):	85.2 vs. NC State, 2001 (23-27); Central Michigan, 2007 (23-27)
Season:	69.2, 2013 (341-493)

PASSING EFFICIENCY	
Game (min 15 att):	262.9 vs. Furman, 9-15-2007 (18-22-317-0-4)
Season:	164.2, 2013 (341-493-4330-12-39)

PASSES HAD INTERCEPTED	
Game:	7 vs. South Carolina, 10-25-1945
Season:	24, 1969
Per Game:	2.4, 1969 (24 in 10 games)

SCORING	
TOUCHDOWNS	
Game:	12* vs. Wake Forest, 10-31-1981
Season:	90, 2018
Per Game:	6.0, 2018 (90 in 15 games)
TOUCHDOWNS RUSHING	
Game:	11 vs. Presbyterian College, 9-25-1948
Season:	49, 2018
Per Game:	3.5, 1950 (35 in 10 games)

TOUCHDOWNS PASSING	
Game:	6 vs. Central Michigan, 10-20-2007; Duke, 11-3-2012; The Citadel, 11-23-2013; North Carolina, 9-27-2014; South Carolina, 11-26-2016
Season:	45*, 2016
Per Game:	3.1, 2012 (40 in 13 games)

TOUCHDOWNS BY RETURN	
Game:	3 vs. Georgia, 11-7-1914 (3 PR)
Modern:	2 vs. many (last vs. SC State, 9-7-2013 (2 IR))
Season:	7, 1990 (4 INT, 2 KOR, 1 FR); 2009 (4 KOR, 2 PR, 1 IR)
Per Game:	0.6, 1990 (7 in 12 games)

TOUCHDOWNS BY PUNT RETURNS	
Game:	3 vs. Georgia, 11-7-1914
Season:	3, 1914 (modern mark - 2 in 1938, 48, 54, 70, 87, 09)
Per Game:	0.2, 1938 (2 in 9 games)
TOUCHDOWNS BY KICKOFF RETURNS	
Game:	2 vs. Florida State, 9-25-2004
Season:	4, 2009
Per Game:	0.3, 2009 (4 in 14 games)

TOUCHDOWNS BY INTERCEPTION RETURNS	
Game:	2 vs. Wake Forest, 10-12-1940; SC State, 9-7-2013
Season:	4, 1990
Per Game:	0.3, 1940 (3 in 9 games); 1990 (4 in 12 games)

TOUCHDOWNS BY FUMBLE RETURNS	
Game:	1 vs. many
Season:	2, 1996, 1998, 2006, 2013
POINTS	
Game:	122 vs. Guilford, 10-5-1901
ACC Game:	82 vs. Wake Forest, 10-31-1981
Season:	664, 2018
Per Game:	44.3, 2018 (664 in 15 games)

HIGHEST SCORES	
50-Point Games:	5, 2013
40-Point Games:	9, 2018
30-Point Games:	12, 2015, 2016, 2018

SCORING MARGIN	
Game:	+122 (122-0) vs. Guilford, 10-5-1901
Season/Game:	+35.3 in 1900
Modern:	+31.1 in 2018

FIELD GOALS	
Game:	6 vs. Texas A&M, 9-3-2005; Boston College, 9-19-2009
Season:	28*, 2015
Per Game:	2.1, 1980 (23 in 11 games)

FIELD-GOAL ATTEMPTS	
Game:	6 vs. Georgia, 9-17-1983; NC State, 10-26-1991; Maryland, 11-14-1992; Texas A&M, 9-3-2005; NC State, 9-22-2007; Boston College, 9-19-2009
Season:	36, 2007
Per Game:	2.8, 2007 (36 in 13 games)

FIELD-GOAL PERCENTAGE	
Game:	100.0 vs. Texas A&M, 9-3-2005 (6-6); Boston College, 9-19-2009 (6-6)
Season:	94.4, 1984 (17-18)

EXTRA POINTS MADE	
Game:	11 vs. Louisville, 11-3-2018
Season:	88, 2018

EXTRA POINTS ATTEMPTED	
Game:	12 vs. Wake Forest, 10-31-1981
Season:	90, 2018

EXTRA-POINT PERCENTAGE	
Game:	100.0 vs. many
Season:	100.0, 2007 (50-50)

SPECIAL TEAMS	
PUNTS	
Game:	18 vs. Furman, 11-24-1932
Season:	91, 1939
Per Game:	10.0, 1945 (90 in 9 games)

PUNTING YARDS	
Game:	546 vs. Virginia Tech, 9-12-1998
Season:	3,731, 1939
Per Game:	373.1, 1939 (3,731 in 10 games)

PUNTING AVERAGE	
Game (min. 3):	56.7* vs. Wake Forest, 11-1-1986 (3-170)
Season:	44.0, 1984 (56-2463)

PUNT RETURNS	
Game:	11* vs. George Washington, 10-31-1941; Georgia Tech, 9-26-1987
Season:	53, 1945, 1987
Per Game:	5.8, 1941 (52 in 9 games)

PUNT RETURN YARDS	
Game:	227 vs. Georgia Tech, 9-26-1987
Season:	720, 1987
Per Game:	64.8, 1938 (584 in 9 games)

PUNT RETURN AVERAGE	
Game (min. 3):	41.8 vs. Maryland, 10-31-1970 (4-167)
Season:	17.1, 1948 (37-634)

KICKOFF RETURNS	
Game:	10 vs. Georgia Tech, 9-30-1944; West Virginia, 1-4-2012
Season:	63, 2011
Per Game:	6.3, 1946 (57 in 9 games)

KICKOFF RETURN YARDS	
Game:	286* vs. Florida State, 9-25-2004
Season:	1,405, 2011
Per Game:	107.9, 1970 (1,187 in 11 games)

KICKOFF RETURN AVERAGE	
Game (min 3):	55.7 vs. Duke, 11-3-2007 (3-167)
Season:	27.7, 2003 (29-803)

OFFENSIVE TEAM RECORDS

MISCELLANEOUS

THIRD-DOWN CONVERSION PERCENTAGE

Game: 100.0 vs. Wake Forest, 10-31-1981 (12-12)
Season: 51.6, 1978 (99-192)

FIRST DOWNS

Game: 40* vs. South Carolina, 11-26-2016
Season: 403*, 2016
Per Game: 26.9, 2016 (403 in 15 games)

FIRST DOWNS RUSHING

Game: 27 vs. Presbyterian College, 9-21-1957; Wake Forest, 10-31-1981
Season: 192, 1978
Per Game: 16.0, 1978 (192 in 12 games)

FIRST DOWNS PASSING

Game: 31* vs. Pittsburgh, 11-12-2016
Season: 235*, 2016
Per Game: 15.7, 2016 (235 in 15 games)

PENALTIES

Game: 20 vs. NC State, 10-13-2001
Season: 104, 1987, 2000
Per Game: 8.7, 1987, 2000 (104 in 12 games)

PENALTY YARDS

Game: 181 vs. NC State, 10-13-2001
Season: 962, 2000
Per Game: 80.2, 2000

TIME OF POSSESSION

Game: 42:58 vs. North Carolina, 11-7-1992
Season: 478:53, 2015
Per Game: 34:15, 1989 (410:57 in 12 games)

FEWEST TURNOVERS

Game: 0 vs. many
Season: 8, 1940
Per Game: 0.9, 1940 (8 in 9 games)

TURNOVER MARGIN

Game: +7 vs. Duke, 10-19-1968; vs. Georgia, 9-19-1981
Season: +23, 1989 (15-38 in 12 games)
Per Game: +2.1, 1940 (+19 in 9 games)

MOST FUMBLES

Game: 14* vs. Presbyterian College, 9-19-1953
Season: 49, 1963
Per Game: 4.9, 1963 (49 in 10 games)

FEWEST FUMBLES

Game: 0 vs. many teams
Season: 13, 1938
Per Game: 1.4, 1938 (13 in 9 games)

MOST FUMBLES LOST

Game: 5 vs. many teams
Season: 26, 1963, 1975
Per Game: 2.6, 1963 (26 in 10 games)

FEWEST FUMBLES LOST

Game: 0 vs. many teams
Season: 2*, 1994
Per Game: 0.2, 1994 (2 in 11 games)

* - ACC record

DEFENSIVE TEAM RECORDS

TOTAL DEFENSE

PLAYS

Game: 29 vs. Furman, 11-25-1939
Season: 462, 1943
Per Game: 52.0, 1940 (468 in 9 games)

YARDS

Game: -12 vs. Furman, 11-6-1948
Season: 1,575, 1939
Per Game: 157.5, 1939 (1,575 in 10 games)

YARDS PER PLAY

Game: -0.3 vs. Furman, 11-6-1948
Season: 3.0, 1939

RUSHING

CARRIES

Game: 14 vs. Presbyterian College, 9-20-1941
Season: 334, 1941
Per Game: 32.8, 1986 (394 in 12 games)

RUSHING YARDS

Game: -29 vs. Furman, 9-7-1996
Season: 733, 1991
Per Game: 61.1, 1991 (733 in 12 games)

YARDS PER CARRY

Game: -1.5 vs. Furman, 9-20-1941
Season: 1.8, 1991 (402-733)

PASSING

PASSING ATTEMPTS

Game: 0 vs. many
Season: 105, 1938
Per Game: 10.9, 1939 (109 in 10 games)

COMPLETIONS

Game: 0 vs. many
Season: 32, 1939
Per Game: 3.2, 1939 (32 in 10 games)

PASSING YARDS

Game: -4 vs. The Citadel, 11-23-2013
Season: 449, 1939

COMPLETION PERCENTAGE

Game: 0.0 vs. Rice, 10-31-1959 (0-13)
Season: 29.4, 1939

INTERCEPTIONS

Game: 6 vs. South Carolina, 11-27-1971; NC State, 9-30-1995
Season: 25, 1951
Per Game: 2.5, 1951 (25 in 10 games)

INTERCEPTION RETURN YARDS

Game: 143 vs. Maryland, 10-31-1970
Season: 368, 2008
Per Game: 36.1, 1951 (361 in 10 games)

SPECIAL TEAMS

KICKOFF RETURN YARDS

Game: 0 vs. many
Season: 346, 1976

KICKOFF RETURN YARDS PER RETURN

Game: 0.0 vs. many
Season: 14.7, 1952

PUNT RETURN YARDS

Game: -6 vs. Florida State, 10-27-2018
Season: 44, 2016

PUNT RETURN YARDS PER RETURN

Game: -4.0 vs. Furman, 9-15-2007; Central Michigan, 10-20-2007
Season: 2.7, 1977 (24-65)

BLOCKED PUNTS

Game: 3 vs. Auburn, 1-2-1998
Season: 5, 1944

BLOCKED KICKS

Game: 3 vs. Georgia, 10-7-1995; Auburn, 1-2-1998
Season: 8, 1995

SCORING

POINTS

Game: 0 vs. many
Season: 45, 1939
Per Game: 4.5, 1939 (45 in 10 games)

SHUTOUTS

Season: 7, 1928
Consecutive: 6, 1928
Consecutive vs. ACC: 4*, 1959
Consecutive Quarters vs. ACC: 16*, 1959

TOUCHDOWNS

Game: 0 vs. many
Season: 6, 1939
Per Game: 0.6, 1939 (6 in 10 games)

RUSHING TOUCHDOWNS

Game: 0 vs. many
Season: 5, 1938, 1939, 1979, 1981, 2017
Per Game: 0.4, 2017 (5 in 14 games)

PASSING TOUCHDOWNS

Game: 0 vs. many
Season: 0, 1951

MISCELLANEOUS

SACKS

Game: 12 vs. Furman, 9-7-1996
Season: 54, 2018 (317 yards)
Per Game: 4.2, 1992 (46 in 11 games)

PASS BREAKUPS

Game: 18 vs. The Citadel, 10-4-1986
Season: 96, 1989
Per Game: 8.0, 1989 (96 in 12 games)

RECOVERED FUMBLES

Game: 6 vs. Duke, 10-16-1965
Season: 21, 1956
Per Game: 1.9, 1956 (21 in 11 games)

FUMBLE RETURNS

Game: 2 vs. NC State, 10-4-2014
Season: 6, 1996, 2006

FUMBLE RETURN YARDS

Game: 93 vs. Virginia, 9-19-1998
Season: 125, 2006

FIRST DOWNS

Game: 0 vs. The Citadel, 12-4-1948
Season: 80, 1939
Season vs. ACC: 96*, 1954
Per Game: 8.0, 1939 (80 in 10 games)

TACKLES FOR LOSS

Game: 19 vs. NC State, 10-24-1987
Season: 136, 2018
Per Game: 10.2, 2004 (112 in 11 games)

TURNOVERS FORCED

Game: 9 vs. Georgia, 9-19-1981
Season: 41, 1981
Per Game: 3.4, 1981 (41 in 12 games)

* - ACC record

TEAM GAME BESTS

MOST RUSHING YARDS BY CLEMSON

Yds	Site - Opponent (Score CU-Opp.)	Date
615	A - Georgia Tech (73-0)	10-17-1903
536	H - Wake Forest (82-24)	10-31-1981
516	H - Presbyterian College (76-0)	9-22-1945
492	H - Louisville (77-16)	11-3-2018
471	A - Wake Forest (63-3)	10-6-2018
448	H - Furman (41-0)	11-6-1948
440	H - Chattanooga (54-3)	10-3-1992
439	H - Presbyterian College (66-0)	9-21-1957
436	H - Presbyterian College (55-0)	9-23-1950
436	H - Wake Forest (55-7)	9-16-2000

FEWEST RUSHING YARDS BY CLEMSON

Yds	Site - Opponent (Score CU-Opp.)	Date
-15	A - Boston College (7-14)	10-10-1942
-1	A - Boston College (22-32)	9-26-1947
0	N1 - Alabama (10-34)	8-30-2008
3	A - North Carolina (0-24)	11-6-1993
4	N2 - Nebraska (21-26)	1-1-2009
6	H - Wake Forest (14-16)	10-4-1947
8	A - South Carolina (6-33)	10-21-1943
8	H - Virginia Tech (23-41)	10-6-2007
10	A - Maryland (7-21)	10-4-2003
17	A - Virginia Tech (11-31)	9-23-1999
N1 - Atlanta, Ga.; N2 - Jacksonville, Fla. (Gator Bowl)		

MOST RUSHING YARDS BY OPPONENT

Yds	Site - Opponent (Score CU-Opp.)	Date
478	A - Tulane (20-36)	11-18-1944
475	A - Oklahoma (3-52)	9-30-1972
458	A - South Carolina (20-56)	11-22-1975
444	A - Wake Forest (20-36)	10-17-1970
437	A - Alabama (0-56)	9-20-1975
434	A - Texas A&M (0-24)	9-14-1974
409	H - NC State (7-45)	10-25-1975
406	A - Maryland (23-41)	11-17-1984

FEWEST RUSHING YARDS BY OPPONENT

Yds	Site - Opponent (Score CU-Opp.)	Date
-29	H - Furman (19-3)	9-7-1996
-21	A - Furman (34-6)	11-22-1941
-21	A - Florida State (59-10)	10-27-2018
-20	H - Utah State (35-6)	10-16-2004
-17	H - Furman (41-0)	11-6-1948
-16	H - Long Beach State (59-0)	9-1-1990
-14	H - Kentucky (24-6)	10-2-1982
-11	A - Furman (14-3)	11-25-1939
-10	H - SC State (54-0)	9-20-2008
-9	H - Auburn (34-18)	11-22-1947

MOST RUSHING YARDS BY BOTH TEAMS

Yds	Teams & Yards	Site - (Score CU-Opp.)	Date
707	CU 397, South Carolina 310	H - (41-23)	11-25-1978
697	CU 433, South Carolina 264	H - (39-21)	11-23-1974
690	CU 232, South Carolina 458	A - (20-56)	11-22-1975
671	CU 283, NC State 388	A - (21-38)	10-23-1976
656	CU 323, Georgia Tech 333	N1 - (34-39)	12-5-2009
653	CU 390, North Carolina 263	H - (43-32)	11-9-1974
646	CU 471, Wake Forest 175	A - (63-3)	10-6-2018
635	CU 160, Oklahoma 475	A - (3-52)	9-30-1972
633	CU 398, Presbyterian College 235	H - (69-7)	9-17-1949
629	CU 300, North Carolina 329	H - (23-27)	11-6-1976
N1 - Tampa, Fla. (ACC Championship Game)			

FEWEST RUSHING YARDS BY BOTH TEAMS

Yds	Teams & Yards	Site - (Score CU-Opp.)	Date
72	CU 41, Florida State 31	H - (28-35)	9-20-1997
86	CU 56, Virginia 30	A - (13-3)	11-22-2008
99	CU 120, Florida State -21	A - (59-10)	10-27-2018
107	CU 47, Boston College 60	H - (17-20)	11-17-2007
109	CU 46, NC State 63	H - (14-13)	11-6-2010
114	CU 101, Florida State 13	A - (17-23^)	9-20-2014
119	CU 46, South Carolina 73	A - (8-13)	10-21-1954
119	CU 36, Maryland 83	H - (10-7)	10-23-2004
121	CU 56, Virginia Military 65	N1 - (0-0)	9-26-1942
124	CU 72, Louisville 52	H - (23-17)	10-11-2014
N1 - Lynchburg, Va.			

MOST PASSING YARDS BY CLEMSON

Yds	(C-A)	Site - Opponent (Score CU-Opp.)	Date
580	(52-70)	H - Pittsburgh (42-43)	11-12-2016
479	(31-41)	H - The Citadel (61-3)	11-18-2017
468	(24-33)	A - Syracuse (49-14)	10-5-2013
467	(32-42)	H - SC State (73-7)	9-6-2014
436	(28-39)	H - North Carolina (50-35)	9-27-2014
435	(34-45)	A - Virginia (59-10)	11-2-2013
433	(29-40)	A - Wake Forest (42-13)	10-25-2012
426	(30-44)	H - NC State (62-48)	11-17-2012

420	(34-52)	A - Duke (34-31)	11-2-2002
420	(27-42)	H - Boston College (34-17)	10-17-2015
420	(36-57)	N1 - Alabama (35-31)	1-9-2017
N1 - Tampa, Fla. (CFP National Championship Game)			

FEWEST PASSING YARDS BY CLEMSON

Yds	(C-A)	Site - Opponent (Score CU-Opp.)	Date
-1	(1-6)	A - Maryland (6-6)	11-10-1956
0	(0-3)	N1 - George Washington (27-0)	11-5-1938
0	(0-4)	H - Presbyterian College (32-13)	9-19-1942
0	(0-2)	A - South Carolina (6-33)	10-21-1943
0	(0-2)	A - South Carolina (20-13)	10-19-1944
0	(0-8)	A - South Carolina (0-6)	10-23-1952
0	(0-6)	A - Fordham (12-12)	11-8-1952
0	(0-5)	H - Presbyterian College (33-7)	9-19-1953
0	(0-0)	A - South Carolina (7-0)	10-25-1956
0	(0-2)	H - Virginia Tech (21-6)	11-3-1956
N1 - Greenville, S.C.			

MOST PASSING YARDS BY OPPONENT

Yds	(C-A)	Site - Opponent (Score CU-Opp.)	Date
521	(27-43)	A - Florida State (7-54)	11-4-2000
510	(32-50)	H - South Carolina (56-35)	11-24-2018
493	(29-53)	H - NC State (62-48)	11-17-2012
464	(39-52)	N1 - Texas Tech (15-55)	12-23-2002
454	(35-57)	H - Georgia Tech (28-31)	10-28-2000
444	(22-35)	H - Florida State (14-51)	10-19-2013
442	(29-37)	A - Florida State (0-57)	9-11-1993
430	(23-40)	A - Texas A&M (28-26)	9-8-2018
418	(27-41)	A - Maryland (23-53)	11-14-1992
407	(32-46)	N2 - West Virginia (33-70)	1-4-2012
N1 - Orlando, Fla. (Tangerine Bowl); N2 - Miami Gardens, Fla. (Orange Bowl)			

FEWEST PASSING YARDS BY OPPONENT

Yds	(C-A)	Site - Opponent (Score CU-Opp.)	Date
-4	(1-5)	H - The Citadel (52-6)	11-23-2013
0	(0-10)	H - Presbyterian College (26-0)	9-17-1938
0	(0-0)	A - Wake Forest (7-0)	10-28-1938
0	(0-7)	A - George Washington (19-0)	10-31-1941
0	(0-4)	A - Miami (Fla.) (6-7)	11-2-1945
0	(0-7)	A - The Citadel (20-0)	12-4-1948
0	(0-2)	H - Presbyterian College (69-7)	9-17-1949
0	(0-9)	A - South Carolina (14-14)	10-19-1950
0	(1-9)	A - Virginia (20-7)	9-24-1955
0	(0-13)	A - Rice (19-0)	10-31-1959

MOST PASSING YARDS BY BOTH TEAMS

Yds	Teams & Yards	Site - (Score CU-Opp.)	Date
919	CU 426, NC State 493	H - (62-48)	11-17-2012
903	CU 393, South Carolina 510	H - (56-35)	11-24-2018
888	CU 580, Pittsburgh 308	H - (42-43)	11-12-2016
830	CU 436, North Carolina 394	H - (50-35)	9-27-2014
783	CU 319, Texas Tech 464	N1 - (15-55)	12-23-2002
740	CU 405, Alabama 335	N2 - (40-45)	1-11-2016
736	CU 367, Boston College 369	A - (45-31)	9-29-2012
730	CU 420, Duke 310	A - (34-31)	11-2-2002
728	CU 298, Texas A&M 430	A - (28-26)	9-8-2018
703	CU 329, NC State 374	H - (39-46)	10-31-1998
N1 - Orlando, Fla. (Tangerine Bowl); N2 - Glendale, Ariz. (CFP National Championship Game)			

FEWEST PASSING YARDS BY BOTH TEAMS

Yds	Teams & Yards	Site - (Score CU-Opp.)	Date
4	CU 4, George Washington 0	A - (19-0)	10-31-1941
11	CU -1, Maryland 12	A - (6-6)	11-10-1956
27	CU 0, South Carolina 27	A - (20-13)	10-19-1944
33	CU 27, Furman 6	A - (14-3)	11-25-1939
33	CU 12, Presbyterian College 21	H - (34-0)	9-25-1944
34	CU 34, Rice 0	A - (19-0)	10-31-1959
39	CU 10, Tulane 29	A - (0-13)	11-2-1940
39	CU 39, Virginia 0	A - (20-7)	9-24-1955
40	CU 0, Virginia Tech 40	H - (21-6)	11-3-1956
42	CU 39, George Washington 3	H - (0-7)	11-7-1942

PASSING ATTEMPTS BY CLEMSON

Att.	Com.	Site - Opponent (Score CU-Opp.)	Date
70	52	H - Pittsburgh (42-43)	11-12-2016
67	38	H - Virginia Tech (23-41)	10-6-2007
57	35	A - Wake Forest (17-45)	11-1-2003
57	36	N3 - Alabama (35-31)	1-9-2017
56	25	N1 - Mississippi State (7-17)	12-30-1999
56	25	N2 - Texas Tech (15-55)	12-23-2002
55	25	A - Maryland (23-53)	11-14-1992
55	31	H - Miami (Fla.) (30-36^^^)	9-17-2005
54	21	H - NC State (28-30)	10-24-1987
53	27	H - Troy (30-24)	9-10-2016
52	34	A - Duke (34-31)	11-2-2002
52	39	H - NC State (24-17^)	10-15-2016

N1 - Atlanta, Ga. (Peach Bowl); N2 - Orlando, Fla. (Tangerine Bowl); N3 - Tampa, Fla. (CFP National Championship Game)

PASSING ATTEMPTS BY OPPONENT

Att.	Com.	Site - Opponent (Score CU-Opp.)	Date
59	29	N1 - Louisiana Tech (49-24)	12-31-2001
58	24	H - The Citadel (24-0)	10-4-1986
57	35	H - Georgia Tech (28-31)	10-28-2000
57	24	H - Duke (59-31)	12-1-2001
56	28	A - Wake Forest (35-33)	11-1-1980
56	30	H - NC State (30-10)	10-21-1989
56	31	N2 - Tennessee (27-14)	1-2-2004
54	30	A - NC State (43-22)	9-30-1995
53	34	A - Duke (38-31)	10-15-1983
53	29	H - NC State (62-48)	11-17-2012
N1 - Boise, Idaho (Humanitarian Bowl); N2 - Atlanta, Ga. (Peach Bowl)			

COMPLETIONS BY CLEMSON

Co.	Att.	Site - Opponent (Score CU-Opp.)	Date
52	70	H - Pittsburgh (42-43)	11-12-2016
39	52	H - NC State (24-17^)	10-15-2016
38	67	H - Virginia Tech (23-41)	10-6-2007
36	57	N2 - Alabama (35-31)	1-9-2017
36	51	H - SC State (52-13)	9-7-2013
36	50	N1 - Louisiana State (25-24)	12-31-2012
35	57	A - Wake Forest (17-45)	11-1-2003
35	48	A - Syracuse (37-27)	11-14-2015
34	52	A - Duke (34-31)	11-2-2002
34	45	A - Virginia (59-10)	11-2-2013
N1 - Atlanta, Ga. (Chick-fil-A Bowl); N2 - Tampa, Fla. (CFP National Championship Game)			

COMPLETIONS BY OPPONENT

Co.	Att.	Site - Opponent (Score CU-Opp.)	Date
39	52	N1 - Texas Tech (15-55)	12-23-2002
35	57	H - Georgia Tech (28-31)	10-28-2000
34	53	A - Duke (38-31)	10-15-1983
33	48	H - Virginia (30-27^)	10-11-2003
32	46	N3 - West Virginia (33-70)	1-4-2012
32	50	H - South Carolina (56-35)	11-24-2018
31	47	A - Rice (10-29)	9-23-1972
31	56	N2 - Tennessee (27-14)	1-2-2004
31	47	H - Boston College (17-20)	11-17-2007
31	50	A - NC State (38-31)	11-4-2017
N1 - Orlando, Fla. (Tangerine Bowl); N2 - Atlanta, Ga. (Peach Bowl); N3 - Miami Gardens, Fla. (Orange Bowl)			

COMPLETION PERCENTAGE BY CLEMSON

Pct.	C-A	Site - Opponent (Score CU-Opp.)	Date
88.2	(15-17)	H - The Citadel (58-3)	9-16-1978
86.7	(13-15)	A - South Carolina (41-24)	11-23-1991
85.2	(23-27)	A - NC State (45-37)	10-13-2001
85.2	(23-27)	H - Central Michigan (70-14)	10-20-2007
83.3	(30-36)	H - South Carolina (56-7)	11-26-2016
83.3	(25-30)	A - Wake Forest (63-3)	10-6-2018
82.1	(23-28)	H - Middle Tennessee (37-14)	9-13-2003
81.8	(18-22)	A - Maryland (28-24)	9-10-2005
81.8	(18-22)	H - Furman (38-10)	9-15-2007
81.1	(30-37)	H - Wofford (49-10)	9-5-2015
Note: Minimum 15 passing attempts.			

COMPLETION PERCENTAGE BY OPPONENT

Pct.	C-A	Site - Opponent (Score CU-Opp.)	Date
84.6	(22-26)	A - NC State (24-17)	10-20-1990
80.0	(20-25)	A - Wake Forest (27-31)	10-1-2005
79.2	(19-24)	A - Wake Forest (27-17)	10-7-2006
78.4	(29-37)	A - Florida State (0-57)	9-11-1993
77.8	(14-18)	H - North Carolina (3-38)	10-20-2001
77.3	(17-22)	H - NC State (12-29)	9-10-1994
77.1	(27-35)	A - Florida State (37-49)	9-22-2012
75.0	(18-24)	A - Georgia Tech (21-29)	10-29-1973
75.0	(39-52)	N1 - Texas Tech (15-55)	12-23-2002
73.3	(22-30)	A - Georgia Tech (42-45)	11-13-1999
73.3	(22-30)	N2 - Alabama (10-34)	8-30-2008
N1 - Orlando, Fla. (Tangerine Bowl); N2 - Atlanta, Ga.; Note: Minimum 15 passing attempts.			

PASSING EFFICIENCY BY CLEMSON

Eff.	Opponent	Site	C-A-Yds-I-TD	Date
262.9	Furman	H	18-22-317-0-4	9-15-2007
249.1	Central Michigan	H	23-27-315-1-6	10-20-2007
241.1	North Carolina	A	12-20-274-0-4	11-9-2002
237.7	NC State	A	23-27-333-0-4	10-13-2001
235.4	Virginia	H	12-19-199-0-2	10-8-1983
235.0	Virginia	H	13-21-315-0-3	9-24-1966
233.9	South Carolina	A	12-15-157-0-3	11-22-1997
232.4	Maryland	H	11-16-194-0-3	11-12-1983
231.2	Duke	A	21-29-384-3-6	11-3-2012

TEAM GAME BESTS

229.7 Syracuse A 24-33-468-2-5 10-5-2013
Note: Minimum 15 passing attempts.

PASSING EFFICIENCY DEFENSE BY CLEMSON

Eff.	Opponent	Site	C-A-Yds-I-TD	Date
-6.0	Furman	A	6-22-32-5-0	11-28-1959
3.7	Presbyterian College	H	4-19-56-4-0	9-19-1953
4.1	Auburn	H	3-17-44-3-0	11-24-1951
8.0	Auburn	A	5-17-52-4-0	11-22-1952
13.8	Villanova	H	4-16-50-3-0	9-30-1978
15.5	Wake Forest	A	4-19-35-2-0	10-13-1956
16.7	Pittsburgh	N1	4-16-8-1-0	12-1-2018
22.3	Virginia	H	6-21-32-2-0	11-16-1974
22.6	South Carolina	A	10-29-102-6-0	11-27-1971
23.8	NC State	H	7-18-63-4-0	10-22-1977

N1 - Charlotte, N.C. (ACC Championship Game); Note: Minimum 15 passing attempts.

PLAYS BY CLEMSON

PL	R	P	Site - Opponent (Score CU-Opp.)	Date
102	58	44	H - NC State (62-48)	11-17-2012
100	50	50	N1 - Louisiana State (25-24)	12-31-2012
99	42	57	N3 - Alabama (35-31)	1-9-2017
98	43	55	A - Maryland (23-53)	11-14-1992
98	57	41	A - Maryland (40-27)	10-26-2013
98	56	42	N2 - Alabama (40-45)	1-11-2016
96	77	19	A - Wake Forest (56-3)	11-4-1978
95	65	30	H - NC State (34-27)	10-7-2000
95	44	51	H - SC State (52-13)	9-7-2013
95	25	70	H - Pittsburgh (42-43)	11-12-2016

N1 - Atlanta, Ga. (Chick-fil-A Bowl); N2 - Glendale, Ariz. (CFP National Championship Game); N3 - Tampa, Fla. (CFP National Championship Game)

PLAYS BY OPPONENT

PL	R	P	Site - Opponent (Score CU-Opp.)	Date
99	62	37	H - South Carolina (3-7)	11-23-1968
99	55	44	H - Louisville (42-36)	10-1-2016
97	74	23	H - Virginia (7-42)	11-14-1970
97	40	57	H - Georgia Tech (28-31)	10-28-2000
96	58	38	H - Duke (10-21)	10-24-1970
93	57	36	A - Boston College (16-31)	9-10-1983
91	55	36	A - Georgia (13-31)	9-28-1968
91	82	9	A - North Carolina (15-32)	11-15-1969
91	41	50	H - Florida State (14-17)	10-23-1999

MOST TOTAL OFFENSE YARDS BY CLEMSON

Yds	Rush,Pass	Site - Opponent (Score CU-Opp.)	Date
756	536,220	H - Wake Forest (82-24)	10-31-1981
754	328,426	H - NC State (62-48)	11-17-2012
744	351,393	H - South Carolina (56-35)	11-24-2018
735	268,467	H - SC State (73-7)	9-6-2014
718	334,384	A - Duke (56-20)	11-3-2012
698	471,227	A - Wake Forest (63-3)	10-6-2018
665	353,312	H - Kent State (56-3)	9-2-2017
662	183,479	H - The Citadel (61-3)	11-18-2017
661	492,169	H - Louisville (77-16)	11-3-2018
656	341,315	H - Central Michigan (70-14)	10-20-2007

FEWEST TOTAL OFFENSE YARDS BY CLEMSON

Yds	Rush,Pass	Site - Opponent (Score CU-Opp.)	Date
8	8,0	A - South Carolina (6-33)	10-21-1943
51	48,3	A - NC State (0-18)	10-11-1947
63	53,10	A - Tulane (0-13)	11-2-1940
85	-15,100	A - Boston College (7-14)	10-10-1942
90	68,22	A - Maryland (0-34)	11-14-1964
91	50,41	A - North Carolina (0-45)	8-31-1996
94	19,75	A - Auburn (0-51)	10-11-1969
102	65,37	A - Georgia Tech (0-27)	9-28-1963
102	31,71	H - Virginia Tech (0-37)	9-12-1998

MOST TOTAL OFFENSE YARDS BY OPPONENT

Yds	Rush,Pass	Site - Opponent (Score CU-Opp.)	Date
771	250,521	A - Florida State (7-54)	11-4-2000
667	287,380	A - Florida State (37-49)	9-22-2012
634	192,442	A - Florida State (0-57)	9-11-1993
616	458,158	A - South Carolina (20-56)	11-22-1975
600	90,510	H - South Carolina (56-35)	11-24-2018
597	104,493	H - NC State (62-48)	11-17-2012
589	182,407	N2 - West Virginia (33-70)	1-4-2012
577	406,171	N1 - Maryland (23-41)	11-17-1984
573	155,418	A - Maryland (23-53)	11-14-1992
568	273,295	H - Louisville (42-36)	10-1-2016

N1 - Baltimore, Md.; N2 - Miami Gardens, Fla. (Orange Bowl)

FEWEST TOTAL OFFENSE YARDS BY OPPONENT

Yds	Rush,Pass	Site - Opponent (Score CU-Opp.)	Date
-12	-17,5	H - Furman (41-0)	11-6-1948
-5	-11,6	A - Furman (14-3)	11-25-1939

29	29,0	A - The Citadel (20-0)	12-4-1948
35	-21,56	A - Furman (34-6)	11-22-1941
41	20,21	A - Virginia (35-0)	10-26-1963
44	7,37	H - SC State (73-7)	9-6-2014
54	29,25	H - Boston College (25-7)	9-19-2009
57	57,0	H - Presbyterian College (26-0)	9-17-1938
57	-16,73	H - Long Beach State (59-0)	9-1-1990
58	31,27	H - Furman (30-0)	9-2-1989

TOTAL OFFENSE YARDS BY BOTH TEAMS

Yds	Teams & Yards	Site - (Score CU-Opp.)	Date
1351	CU 754, NC State 597	H - (62-48)	11-17-2012
1344	CU 744, South Carolina 600	H - (56-35)	11-24-2018
1107	CU 756, Wake Forest 351	H - (82-24)	10-31-1981
1094	CU 630, Pittsburgh 464	H - (42-43)	11-12-2016
1093	CU 426, Florida State 667	A - (37-49)	9-22-2012
1084	CU 601, Georgia Tech 483	H - (47-31)	10-6-2012
1075	CU 507, Louisville 568	H - (42-36)	10-1-2016
1060	CU 718, Duke 342	A - (56-20)	11-3-2012
1059	CU 624, Auburn 435	H - (38-24)	9-17-2011
1046	CU 613, Louisville 433	A - (47-21)	9-16-2017

YARDS PER PLAY BY CLEMSON

Y/P	P-Y	Site - Opponent (Score CU-Opp.)	Date
11.6	57-661	H - Louisville (77-16)	11-3-2018
11.2	55-615	A - Georgia Tech (73-0)	10-17-1903
10.7	56-597	H - Presbyterian College (76-0)	9-22-1945
10.4	51-531	H - Presbyterian College (42-0)	9-20-1947
10.0	70-698	A - Wake Forest (63-3)	10-6-2018
9.9	67-662	H - The Citadel (61-3)	11-18-2017
9.6	58-559	N1 - Temple (63-9)	10-12-2006
9.4	78-555	H - SC State (59-0)	9-17-2016
9.2	46-422	H - North Texas (35-10)	9-4-2010
9.1	58-526	H - Louisiana Tech (51-0)	9-30-2006

N1 - Charlotte, N.C.

FIRST DOWNS BY CLEMSON

FD	R,P,Pen.	Site - Opponent (Score CU-Opp.)	Date
40	17,20,3	H - South Carolina (56-7)	11-26-2016
38	17,19,2	H - South Carolina (56-35)	11-24-2018
35	27,8,0	H - Wake Forest (82-24)	10-31-1981
35	18,16,1	H - Central Michigan (70-14)	10-20-2007
34	20,14,0	H - NC State (62-48)	11-17-2012
34	15,14,5	H - Kent State (56-3)	9-2-2017
33	21,10,2	A - Wake Forest (51-6)	11-4-1978
33	17,14,2	A - Duke (56-20)	11-3-2012
33	19,10,4	A - Miami (Fla.) (58-0)	10-24-2015
33	18,13,2	N1 - North Carolina (45-37)	12-5-2015
33	0,31,2	H - Pittsburgh (42-43)	11-12-2016

N1 - Charlotte, N.C.

FIRST DOWNS BY OPPONENT

FD	R,P,Pen.	Site - Opponent (Score CU-Opp.)	Date
35	23,10,2	A - Maryland (23-41)	11-17-1984
33	11,16,6	A - Duke (38-31)	10-15-1983
31	11,19,1	A - Florida State (0-57)	9-11-1993
31	6,22,3	H - Georgia Tech (28-31)	10-28-2000
31	13,16,2	N2 - West Virginia (33-70)	1-4-2012
31	16,12,3	H - Louisville (42-36)	10-1-2016
30	26,4,0	A - South Carolina (20-56)	11-22-1975
30	11,18,1	N1 - Pittsburgh (3-34)	12-30-1977

N1 - Jacksonville, Fla. (Gator Bowl); N2 - Miami Gardens, Fla. (Orange Bowl)

TURNOVERS BY CLEMSON

TO	Site - Opponent	CU-Opp. (Fum.,Int.)	Date
10	A - Florida	13-54 (4,6)	10-11-1952
9	H - Auburn	19-45 (4,5)	11-21-1953
8	A - South Carolina	0-0 (1,7)	10-25-1945
8	H - Wake Forest	36-0 (5,3)	11-2-1963
8	A - North Carolina	15-32 (3,5)	11-15-1969
8	H - Tulane	13-17 (5,3)	9-13-1975
7	A - Georgia Tech	0-27 (4,3)	9-28-1963
7	A - Georgia	23-26 (3,4)	9-22-1984
7	A - Kentucky	7-26 (4,3)	10-5-1985
7	H - Wake Forest	19-29 (3,4)	9-26-1998

TURNOVERS BY CLEMSON IN A CLEMSON VICTORY

TO	Site - Opponent	CU-Opp. (Fum.,Int.)	Date
8	H - Wake Forest	36-0 (5,3)	11-2-1963
5	H - Virginia	40-35 (5,0)	9-24-1966
5	H - Wake Forest	16-14 (5,0)	10-11-1975
5	H - Virginia Tech	38-7 (3,2)	10-7-1978
5	H - NC State	17-7 (2,3)	10-24-1981
5	H - W. Carolina	21-10 (4,1)	9-25-1982
5	A - Virginia Tech	20-17 (5,0)	9-14-1985
5	H - Louisville	42-36 (2,3)	10-1-2016

TURNOVERS FORCED BY CLEMSON

TO	Site - Opponent	CU-Opp. (Fum.,Int.)	Date
9	H - Georgia	13-3 (4,5)	9-19-1981
8	H - Presbyterian College	53-0 (4,4)	9-25-1948
8	H - Duke	39-22 (6,2)	10-19-1968
8	A - Georgia Tech	7-28 (5,3)	10-3-1970
7	H - Virginia Tech	35-0 (3,4)	11-10-1945
7	A - Fordham	12-12 (5,2)	11-8-1952
7	A - Furman	56-33 (3,4)	11-28-1959
7	A - Texas Christian	10-14 (2,5)	10-24-1964
7	H - Virginia Tech	38-7 (4,3)	10-7-1978
7	H - Duke	28-8 (3,4)	10-21-1978
7	A - Tulane	13-5 (3,4)	9-12-1981
7	A - Virginia	6-9 (3,4)	9-17-1994
7	A - NC State	43-22 (1,6)	9-30-1995

INTERCEPTION RETURN YARDS BY CLEMSON

Yds (Int.)	Site - Opponent (Score CU-Opp.)	Date
143 (4)	A - Maryland (24-11)	10-31-1970
132 (3)	A - Virginia Tech (27-7)	9-16-1989
131 (4)	H - Western Carolina (21-10)	9-25-1982
124 (6)	A - NC State (43-22)	9-30-1995
122 (4)	H - Virginia Tech (35-0)	11-10-1945
110 (3)	H - Wake Forest (33-31)	11-21-1959
109 (4)	H - Florida State (20-24)	9-12-1992
107 (4)	A - Wake Forest (28-7)	9-24-1960
105 (2)	N1 - Virginia Tech (38-10)	12-3-2011
104 (3)	H - South Carolina (28-19)	11-21-1998
104 (2)	N2 - Ohio State (31-0)	12-31-2016

N1 - Charlotte, N.C.; N2 - Glendale, Ariz. (Fiesta Bowl)

INTERCEPTION RETURN YARDS BY OPPONENT

Yds (Int.)	Site - Opponent (Score CU-Opp.)	Date
166 (6)	H - Auburn (19-45)	11-21-1953
159 (4)	H - Duke (17-34)	10-18-1980
147 (3)	A - Georgia Tech (6-28)	11-15-2014
116 (3)	A - Georgia (16-20)	9-20-1980
108 (2)	A - NC State (35-34)	10-27-1984
93 (2)	N1 - South Florida (26-31)	12-31-2010
85 (1)	A - Wake Forest (17-45)	11-1-2003
83 (3)	H - Maryland (21-6)	11-11-1963
77 (5)	H - Duke (0-16)	10-20-1962
73 (3)	H - Maryland (0-19)	9-15-1979

N1 - Charlotte, N.C. (Meineke Car Care Bowl)

PUNT RETURN YARDS BY CLEMSON

Yds (PR)	Site - Opponent (Score CU-Opp.)	Date
227 (11)	H - Georgia Tech (33-12)	9-26-1987
172 (9)	H - Western Carolina (43-0)	9-5-1987
169 (7)	H - Maryland (40-7)	11-16-1991
167 (4)	H - Maryland (24-11)	10-31-1970
155 (8)	A - Wake Forest (24-7)	10-6-1962
140 (4)	H - Duquesne (42-0)	11-20-1948
136 (11)	A - George Washington (19-0)	10-31-1941
135 (5)	H - Middle Tennessee (37-14)	9-5-2009
134 (8)	H - Presbyterian College (53-6)	9-22-1951
130 (5)	H - Georgia Tech (28-31)	10-28-2000

PUNT RETURN YARDS BY OPPONENT

Yds (PR)	Site - Opponent (Score CU-Opp.)	Date
150 (5)	H - Florida State (28-35)	9-20-1997
147 (7)	A - Auburn (7-28)	11-29-1941
133 (7)	A - Wake Forest (6-19)	10-31-1942
129 (10)	H - Virginia Tech (0-37)	9-12-1998
126 (7)	A - Georgia Tech (0-51)	9-30-1944
126 (4)	H - Virginia Tech (23-41)	10-6-2007
124 (5)	N1 - California (13-37)	1-2-1992
116 (8)	A - Tennessee (7-26)	10-28-1944
116 (6)	A - Georgia (7-19)	10-10-1964
113 (3)	A - South Carolina (0-20)	10-25-1951

N1 - Orlando, Fla. (Citrus Bowl)

KICKOFF RETURN YARDS BY CLEMSON

Yds (KOR)	Site - Opponent (Score CU-Opp.)	Date
286 (7)	A - Florida State (22-41)	9-25-2004
248 (7)	A - Maryland (56-45)	10-15-2011
219 (6)	A - Maryland (20-37)	11-10-2001
217 (8)	H - Louisville (42-36)	10-1-2016
190 (10)	N2 - West Virginia (33-70)	1-4-2012
188 (9)	A - Tulane (13-54)	11-9-1946
188 (7)	N1 - Alabama (10-34)	8-30-2008
174 (4)	A - Georgia Tech (9-31)	10-7-1972
173 (7)	A - Miami (Fla.) (40-37^)	10-24-2009
171 (9)	A - Florida State (0-57)	9-11-1993

N1 - Atlanta, Ga.; N2 - Miami Gardens, Fla. (Orange Bowl)

TEAM GAME BESTS

KICKOFF RETURN YARDS BY OPPONENT

Yds (KOR)	Site - Opponent (Score CU-Opp.)	Date
290 (10)	H - North Carolina (59-38)	10-22-2011
277 (8)	H - NC State (62-48)	11-17-2012
265 (11)	H - Central Michigan (70-14)	10-20-2007
247 (8)	H - Louisville (77-16)	11-3-2018
242 (10)	H - Syracuse (54-0)	11-5-2016
240 (9)	N1 - Temple (63-9)	10-12-2006
231 (7)	H - Duke (49-17)	10-15-1988
220 (7)	A - NC State (42-20)	9-22-2007
216 (10)	A - Wake Forest (51-6)	11-4-1978
214 (6)	A - Virginia Tech (27-7)	9-16-1989
N1 - Charlotte, N.C.		

SACKS BY CLEMSON

Sacks (Yds)	Site - Opponent (Score CU-Opp.)	Date
12 (70)	H - Furman (19-3)	9-7-1996
11 (84)	H - Utah State (35-6)	10-16-2004
11 (72)	H - Auburn (14-6)	9-9-2017
10 (64)	H - Maryland (0-19)	9-15-1979
10 (59)	H - Duke (21-6)	10-17-1992
9 (47)	A - NC State (35-34)	10-27-1984
9 (58)	A - Wake Forest (24-6)	10-27-1990
8 (55)	H - NC State (39-10)	10-26-1985
8 (66)	H - Maryland (35-3)	11-2-1996
8 (56)	H - Duke (58-7)	11-6-1999
8 (55)	A - Duke (52-22)	9-30-2000

TACKLES FOR LOSS BY CLEMSON

TFL (Yds)	Site - Opponent (Score CU-Opp.)	Date
19 (77)	H - NC State (28-30)	10-24-1987
17 (66)	H - Duke (21-6)	10-17-1992
17 (68)	A - Miami (Fla.) (24-17)	10-6-2004
16 (89)	A - Virginia Tech (22-10)	9-12-1987
15 (51)	H - Maryland (40-7)	11-16-1991
15 (75)	H - Furman (19-3)	9-7-1996
15 (80)	H - Maryland (35-3)	11-2-1996
15 (91)	H - Utah State (35-6)	10-16-2004

PASS BREAKUPS BY CLEMSON

PBU	Site - Opponent (Score CU-Opp.)	Date
18	H - The Citadel (24-0)	10-4-1986
15	A - Duke (17-21)	9-30-1989
14	A - Virginia Tech (20-17)	9-14-1985
14	H - Duke (35-3)	10-18-1986
14	H - Virginia (34-20)	10-7-1989

CAUSED FUMBLES BY CLEMSON

CF	Site - Opponent (Score CU-Opp.)	Date
5	H - Central Florida (21-13)	9-1-2001
5	H - Notre Dame (24-22)	10-3-2015
4	H - Maryland (0-19)	9-15-1979
4	A - Georgia (31-28)	9-20-1986
4	H - The Citadel (24-0)	10-4-1986
4	H - Long Beach State (59-0)	9-1-1990
4	H - Appalachian State (48-0)	9-22-1990
4	N1 - Duke (33-21)	11-30-1991
4	A - Virginia (6-9)	9-17-1994
4	H - Virginia (33-14)	9-11-1999
4	A - Wake Forest (27-17)	10-7-2006
N1 - Tokyo, Japan		

INTERCEPTIONS BY CLEMSON

Int. (Yds)	Site - Opponent (Score CU-Opp.)	Date
6 (82)	A - South Carolina (17-7)	11-27-1971
6 (124)	A - NC State (43-22)	9-30-1995
5 (51)	A - South Carolina (21-13)	10-24-1940
5 (21)	A - Texas Christian (10-14)	10-24-1964
5 (87)	H - Virginia (29-3)	10-31-1964
5 (28)	A - South Carolina (3-7)	11-23-1968
5 (29)	H - Virginia (37-21)	10-21-1972
5 (47)	H - Georgia (13-3)	9-19-1981
5 (22)	A - Georgia (23-26)	9-22-1984
5 (27)	A - Duke (17-21)	9-30-1989
5 (52)	H - North Carolina (17-10)	11-4-1995
5 (84)	H - NC State (26-20)	10-30-2004

VICTORY MARGIN BY CLEMSON

Margin	CU-Opp.	Site - Opponent	Date
+122	122-0	H - Guilford	10-5-1901
+94	94-0	A - Furman	9-25-1915
+76	76-0	H - Presbyterian College	9-22-1945
+75	75-0	H - Newberry	10-17-1930
+73	73-0	A - Georgia Tech	10-17-1903
+68	68-0	H - Newberry	9-21-1929
+66	66-0	H - Presbyterian College	9-21-1957
+66	73-7	H - SC State	9-6-2014
+65	65-0	H - Camp Sevier	9-27-1918
+64	64-0	H - Davidson	9-19-1900

+62	69-7	H - Presbyterian College	9-17-1949
+61	77-16	H - Louisville	11-3-2018
+60	67-7	H - Furman	11-23-1918
+60	60-0	H - Elon	9-27-1924
+60	63-3	A - Wake Forest	10-6-2018
+59	59-0	A - Samford	10-5-1912
+59	59-0	H - The Citadel	11-27-1954
+59	59-0	H - Long Beach State	9-1-1990
+59	59-0	H - SC State	9-17-2016
+58	82-24	H - Wake Forest	10-31-1981
+58	58-0	A - Miami (Fla.)	10-24-2015
+58	61-3	H - The Citadel	11-18-2017
+57	57-0	A - Furman	10-22-1914
+57	57-0	H - Newberry	10-7-1922
+56	70-14	H - Central Michigan	10-20-2007
+55	55-0	H - Bingham	10-20-1898
+55	57-2	H - Furman	11-18-1950
+55	58-3	H - The Citadel	9-16-1978
+55	55-0	A - Virginia	9-8-1984
+54	54-0	H - Presbyterian College	9-23-1950
+54	63-9	N1 - Temple	10-12-2006
+54	54-0	H - SC State	9-20-2008
+54	54-0	H - Syracuse	11-5-2016
+53	53-0	H - Erskine	9-27-1919
+53	53-0	H - Presbyterian College	11-25-1948
+53	56-3	A - Furman	11-28-1959
+53	62-9	H - Missouri	9-9-2000
+53	56-3	H - Kent State	9-2-2017
+52	52-0	A - Mercer	11-17-1913
+52	52-0	H - Erskine	11-18-1922
+52	52-0	H - Erskine	10-19-1928
+51	51-0	A - South Carolina	11-1-1900
+51	58-7	H - Duke	11-6-1999
+51	51-0	H - Louisiana Tech	9-30-2006

N1 - Charlotte, N.C.

VICTORY MARGIN BY OPPONENT

Margin	CU-Opp.	Site - Opponent	Date
+67	7-74	N1 - Alabama	11-14-1931
+57	0-57	A - Florida State	9-11-1993
+56	0-56	A - Auburn	10-19-1912
+56	0-56	A - Alabama	9-20-1975
+55	0-55	A - Georgia	11-25-1920
+53	13-66	H - Camp Hancock	11-9-1918
+51	0-51	A - Georgia Tech	9-30-1944
+51	0-51	A - Auburn	10-11-1969
+49	3-52	A - Oklahoma	9-30-1972

N1 - Montgomery, Ala.

HOME VICTORY MARGIN BY CLEMSON

Margin	CU-Opp.	Opponent	Date
+122	122-0	Guilford	10-5-1901
+76	76-0	Presbyterian College	11-22-1945
+75	75-0	Newberry	10-17-1930
+68	68-0	Newberry	9-21-1929
+66	66-0	Presbyterian College	11-21-1957
+66	73-7	SC State	9-6-2014
+65	65-0	Camp Sevier	9-27-1918
+64	64-0	Davidson	10-19-1900
+62	69-7	Presbyterian College	9-17-1949
+61	77-16	Louisville	11-3-2018

VICTORY MARGIN AT CLEMSON BY OPPONENT

Margin	CU-Opp.	Opponent	Date
+53	13-66	Camp Hancock	11-9-1918
+44	6-50	Virginia Tech	11-1-1924
+44	0-44	Auburn	10-10-1970
+42	0-42	Florida	11-7-1925
+41	0-41	Georgia	9-18-1976
+38	7-45	NC State	10-25-1975
+37	0-37	Virginia Tech	9-12-1998
+37	14-51	Florida State	10-19-2013
+36	7-43	Florida State	11-1-1975
+35	7-42	North Carolina	11-14-1970
+35	3-38	North Carolina	10-20-2001

MEMORIAL STADIUM VICTORY MARGIN BY CLEMSON

Margin	CU-Opp.	Opponent	Date
+76	76-0	Presbyterian College	11-22-1945
+66	66-0	Presbyterian College	11-21-1957
+66	73-7	SC State	9-6-2014
+62	69-7	Presbyterian College	9-17-1949
+61	77-16	Louisville	11-3-2018
+59	59-0	The Citadel	11-27-1954
+59	59-0	Long Beach State	9-1-1990
+59	59-0	SC State	9-17-2016
+58	82-24	Wake Forest	10-31-1981
+58	61-3	The Citadel	11-18-2017

MEMORIAL STADIUM VICTORY MARGIN BY OPPONENT

Margin	CU-Opp.	Opponent	Date
+44	0-44	Auburn	10-10-1970
+41	0-41	Georgia	9-18-1976
+38	7-45	NC State	10-25-1975
+37	0-37	Virginia Tech	9-12-1998
+37	14-51	Florida State	10-19-2013
+36	7-43	Florida State	11-1-1975
+35	7-42	North Carolina	11-14-1970
+35	3-38	North Carolina	10-20-2001

ROAD/NEUTRAL VICTORY MARGIN BY CLEMSON

Margin	CU-Opp.	Site - Opponent	Date
+94	94-0	A - Furman	9-25-1915
+73	73-0	A - Georgia Tech	10-17-1903
+60	63-3	A - Wake Forest	10-6-2018
+59	59-0	A - Samford	10-5-1912
+58	58-0	A - Miami (Fla.)	10-24-2015
+57	57-0	A - Furman	10-22-1914
+55	55-0	A - Virginia	9-8-1984
+54	63-9	N1 - Temple	10-12-2006
+53	56-3	A - Furman	11-28-1959
+52	52-0	A - Mercer	11-17-1913

N1 - Charlotte, N.C.

ROAD/NEUTRAL VICTORY MARGIN BY OPPONENT

Margin	CU-Opp.	Site - Opponent	Date
+67	7-74	A - Alabama	11-14-1931
+57	0-57	A - Florida State	9-11-1993
+56	0-56	A - Auburn	10-19-1912
+56	0-56	A - Alabama	9-20-1975
+55	0-55	A - Georgia	11-25-1920
+51	0-51	A - Georgia Tech	9-30-1944
+51	0-51	A - Auburn	10-11-1969

ACC VICTORY MARGIN BY CLEMSON

Margin	CU-Opp.	Site - Opponent	Date
+61	77-16	H - Louisville	11-3-2018
+60	63-3	A - Wake Forest	10-6-2018
+58	82-24	H - Wake Forest	10-31-1981
+58	58-0	H - Miami (Fla.)	10-24-2015
+55	55-0	A - Virginia	9-8-1984
+54	54-0	H - Syracuse	11-5-2016
+51	58-7	H - Duke	11-6-1999
+49	56-7	H - Wake Forest	9-28-2013
+49	59-10	A - Virginia	11-2-2013
+49	59-10	A - Florida State	10-27-2018

ACC VICTORY MARGIN BY OPPONENT

Margin	CU-Opp.	Site - Opponent	Date
+57	0-57	A - Florida State	9-11-1993
+48	0-48	A - Florida State	10-17-1998
+47	7-54	A - Florida State	11-4-2000
+45	0-45	A - North Carolina	8-31-1996
+38	7-45	H - NC State	10-25-1975
+37	14-51	H - Florida State	10-19-2013

POINTS BY CLEMSON

Pts	CU-Opp.	Site - Opponent	Date
122	122-0	H - Guilford	10-5-1901
94	94-0	A - Furman	9-25-1915
82	82-24	H - Wake Forest	10-31-1981
77	77-16	H - Louisville	11-3-2018
76	76-0	H - Presbyterian College	11-22-1945
75	75-0	H - Newberry	10-17-1930
73	73-0	A - Georgia Tech	10-17-1903
73	73-7	H - SC State	9-6-2014
70	70-14	H - Central Michigan	10-20-2007
69	69-7	H - Presbyterian College	9-17-1949
68	68-0	H - Newberry	9-21-1929
67	67-7	H - Furman	11-23-1918
66	66-0	H - Presbyterian College	11-21-1957
65	65-0	H - Camp Sevier	9-27-1918
64	64-0	H - Davidson	10-19-1900
63	63-17	A - South Carolina	11-22-2003
63	63-9	N1 - Temple	10-12-2006
63	63-3	A - Wake Forest	10-6-2018
62	62-9	H - Missouri	9-9-2000
62	62-48	H - NC State	11-17-2012
61	61-3	H - The Citadel	11-18-2017
60	60-0	H - Elon	9-27-1924
59	59-0	A - Samford	10-5-1912
59	59-0	H - The Citadel	11-27-1954
59	59-0	H - Long Beach State	9-1-1990
59	59-31	H - Duke	12-1-2001
59	59-38	H - North Carolina	10-22-2011
59	59-10	A - Virginia	11-2-2013
59	59-0	H - SC State	9-17-2016
59	59-10	A - Florida State	10-27-2018

TEAM GAME BESTS

58	58-3	H - The Citadel	9-16-1978
58	58-7	H - Duke	11-6-1999
58	58-21	H - Presbyterian College	9-11-2010
58	58-0	A - Miami (Fla.)	10-24-2015
57	57-0	A - Furman	10-22-1914
57	57-0	H - Newberry	10-7-1922
57	57-12	H - Virginia Military	11-11-1944
57	57-2	H - Furman	11-18-1950
56	56-3	A - Furman	11-28-1959
56	56-45	A - Maryland	10-15-2011
56	56-20	A - Duke	11-3-2012
56	56-7	H - Wake Forest	9-28-2013
56	56-41	A - NC State	10-31-2015
56	56-10	A - Boston College	10-7-2016
56	56-7	H - South Carolina	11-26-2016
56	56-3	H - Kent State	9-2-2017
56	56-35	H - South Carolina	11-24-2018
55	55-0	H - Bingham	10-20-1898
55	55-7	N2 - Florida	11-17-1917
55	55-0	A - Virginia	9-8-1984
55	55-9	H - Western Carolina	9-2-1995
55	55-7	H - Wake Forest	9-16-2000
55	55-31	H - Georgia Tech	11-14-2013
54	54-0	H - Presbyterian College	9-23-1950
54	54-32	H - North Carolina	11-9-1974
54	54-21	H - Duke	10-20-1984
54	54-6	H - Florida Atlantic	9-2-2006
54	54-0	H - SC State	9-20-2008
54	54-0	H - Syracuse	11-5-2016
53	53-0	H - Erskine	9-27-1919
53	53-0	H - Presbyterian College	11-25-1948
53	53-20	H - Duquesne	11-4-1950
53	53-6	H - Presbyterian College	11-22-1951
53	53-13	H - Presbyterian College	11-20-1952
52	52-14	H - The Citadel	10-26-1912
52	52-0	A - Mercer	11-17-1913
52	52-0	H - Erskine	11-18-1922
52	52-0	H - Erskine	10-19-1928
52	52-27	H - Maryland	11-12-1983
52	52-22	A - Duke	9-30-2000
52	52-7	H - North Carolina	9-23-2006
52	52-27	H - Ball State	9-8-2012
52	52-13	H - SC State	9-7-2013
52	52-6	H - The Citadel	11-23-2013
51	51-0	A - South Carolina	11-1-1900
51	51-0	H - Louisiana Tech	9-30-2006
50	50-35	H - North Carolina	9-27-2014

N1 - Charlotte, N.C.; N2 - Jacksonville, Fla.

POINTS BY OPPONENT

Pts	CU-Opp.	Site - Opponent	Date
74	7-74	N1 - Alabama	11-14-1931
70	33-70	N3 - West Virginia	1-4-2012
66	13-66	H - Camp Hancock	11-9-1918
57	0-57	A - Florida State	9-11-1993
56	0-56	A - Auburn	10-14-1921
56	0-56	A - Alabama	9-20-1975
56	20-56	A - South Carolina	11-22-1975
55	0-55	A - Georgia	11-25-1920
55	15-55	N2 - Texas Tech	12-23-2002
54	7-54	A - Florida State	11-4-2000
54	13-54	A - Tulane	11-9-1946
54	13-54	A - Florida	10-11-1952
53	23-53	A - Maryland	11-14-1992
52	3-52	A - Oklahoma	9-30-1972
51	0-51	A - Georgia Tech	9-30-1944
51	0-51	A - Auburn	10-11-1969
51	14-51	H - Florida State	10-19-2013
50	6-50	H - Virginia Tech	11-1-1924

N1 - Montgomery, Ala.; N2 - Orlando, Fla. (Tangerine Bowl); N3 - Miami Gardens, Fla. (Orange Bowl)

POINTS BY BOTH TEAMS

Pts	CU-Opp.	Site - Opponent	Date
122	122-0	H - Guilford	10-5-1901
110	62-48	H - NC State	11-17-2012
106	82-24	H - Wake Forest	10-31-1981
103	33-70	N1 - West Virginia	1-4-2012
101	56-45	A - Maryland	10-15-2011
97	59-38	H - North Carolina	10-22-2011
97	56-41	A - NC State	10-31-2015
94	94-0	A - Furman	9-25-1915
93	77-16	H - Louisville	11-3-2018
91	^47-44	A - Georgia Tech	9-29-2001
91	56-35	H - South Carolina	11-24-2018

N1 - Miami Gardens, Fla. (Orange Bowl)

POINTS IN ROAD/NEUTRAL GAME BY CLEMSON

Pts	CU-Opp.	Site - Opponent	Date
94	94-0	A - Furman	9-25-1915
73	73-0	A - Georgia Tech	10-17-1903
63	63-17	A - South Carolina	11-22-2003
63	63-9	N1 - Temple	10-12-2006
63	63-3	A - Wake Forest	10-6-2018
59	59-0	A - Samford	10-5-1912
59	59-10	A - Virginia	11-2-2013
59	59-10	A - Florida State	10-27-2018
58	58-0	A - Miami (Fla.)	10-24-2015
57	57-0	A - Furman	10-22-1914

N1 - Charlotte, N.C.

POINTS IN ROAD/NEUTRAL GAME BY OPPONENT

Pts	CU-Opp.	Site - Opponent	Date
74	7-74	N1 - Alabama	11-14-1931
70	33-70	N3 - West Virginia	1-4-2012
57	0-57	A - Florida State	9-11-1993
56	0-56	A - Auburn	10-14-1921
56	0-56	A - Alabama	9-20-1975
56	20-56	A - South Carolina	11-22-1975
55	0-55	A - Georgia	11-25-1920
55	15-55	N2 - Texas Tech	12-23-2002
54	13-54	A - Tulane	11-9-1946
54	13-54	A - Florida	10-11-1952
54	7-54	A - Florida State	11-4-2000

N1 - Montgomery, Ala.; N2 - Orlando, Fla. (Tangerine Bowl); N3 - Miami Gardens, Fla. (Orange Bowl)

POINTS IN ACC GAME BY CLEMSON

Pts	CU-Opp.	Site - Opponent	Date
82	82-24	H - Wake Forest	10-31-1981
77	77-16	H - Louisville	11-3-2018
63	63-3	A - Wake Forest	10-6-2018
62	62-48	H - NC State	11-17-2012
59	59-31	H - Duke	12-1-2001
59	59-38	H - North Carolina	10-22-2011
59	59-10	A - Virginia	11-2-2013
59	59-10	A - Florida State	10-27-2018
58	58-7	H - Duke	11-6-1999
58	58-0	A - Miami (Fla.)	10-24-2015

POINTS IN ACC GAME BY OPPONENT

Pts	CU-Opp.	Site - Opponent	Date
57	0-57	A - Florida State	9-11-1993
54	7-54	A - Florida State	11-4-2000
53	23-53	A - Maryland	11-14-1992
51	14-51	H - Florida State	10-19-2013
49	37-49	A - Florida State	9-22-2012
48	0-48	A - Florida State	10-17-1998
48	31-48	A - Florida State	10-3-2002
48	62-48	H - NC State	11-17-2012
46	39-46	A - NC State	10-31-1998
45	7-45	H - NC State	10-25-1975
45	26-45	H - Florida State	9-9-1995
45	0-45	A - North Carolina	8-31-1996
45	42-45	A - Georgia Tech	11-13-1999
45	56-45	A - Maryland	10-15-2011

POINTS AT HOME BY CLEMSON

Pts	CU-Opp.	Opponent	Date
122	122-0	Guilford	10-5-1901
82	82-24	Wake Forest	10-31-1981
77	77-16	Louisville	11-3-2018
76	76-0	Presbyterian College	11-22-1945
75	75-0	Newberry	10-17-1930
73	73-7	SC State	9-6-2014
70	70-14	Central Michigan	10-20-2007
69	69-7	Presbyterian College	9-17-1949
68	68-0	Newberry	9-21-1929
67	67-7	Furman	11-23-1918

POINTS AT MEMORIAL STADIUM BY CLEMSON

Pts	CU-Opp.	Opponent	Date
82	82-24	Wake Forest	10-31-1981
77	77-16	Louisville	11-3-2018
76	76-0	Presbyterian College	11-22-1945
73	73-7	SC State	9-6-2014
70	70-14	Central Michigan	10-20-2007
69	69-7	Presbyterian College	9-17-1949
66	66-0	Presbyterian College	11-21-1957
62	62-9	Missouri	9-9-2000
62	62-48	NC State	11-17-2012
61	61-3	The Citadel	11-18-2017

YARDS PER... RECORDS

YARDS PER PLAY

Year	Opponent	Plays	Yards	Y/P
2018	Louisville	57	661	11.6
1903	Georgia Tech	55	615	11.2
1945	Presbyterian College	56	597	10.7
1947	Presbyterian College	51	531	10.4
2018	Wake Forest	70	698	10.0

Note: Minimum 500 total yards.

YARDS PER CARRY

Year	Opponent	Car.	Yards	Y/C
2018	Louisville	37	492	13.3
2018	Wake Forest	40	471	11.8
1903	Georgia Tech	55	615	11.2
1945	Presbyterian College	50	516	10.3
2006	Louisiana Tech	41	393	9.6

Note: Minimum 300 rushing yards.

YARDS PER PASSING ATTEMPT

Year	Opponent	C-A	Yards	Y/A
1963	Duke	13-20	364	18.2
1947	Furman	11-16	280	17.5
2006	Temple	12-13	222	17.1
1991	South Carolina	13-15	231	15.4
1966	Virginia	13-21	315	15.0

Note: Minimum 200 passing yards.

YARDS PER COMPLETION

Year	Opponent	C-A	Yards	Y/C
1963	Duke	13-20	364	28.0
1971	Virginia	9-18	252	28.0
1950	Duquesne	8-20	223	27.9
1978	Maryland	8-17	216	27.0
1953	Auburn	10-21	258	25.8

Note: Minimum 200 passing yards.

POINTS AT CLEMSON BY OPPONENT

Pts	CU-Opp.	Opponent	Date
66	13-66	Camp Hancock	11-9-1918
51	14-51	Florida State	10-19-2013
50	6-50	Virginia Tech	11-1-1924
48	62-48	NC State	11-17-2012
46	39-46	NC State	10-31-1998
45	19-45	Auburn	11-21-1953
45	7-45	NC State	10-25-1975
45	26-45	Florida State	9-9-1995
44	0-44	Auburn	10-10-1970

POINTS AT MEMORIAL STADIUM BY OPPONENT

Pts	CU-Opp.	Opponent	Date
51	14-51	Florida State	10-19-2013
48	62-48	NC State	11-17-2012
46	39-46	NC State	10-31-1998
45	19-45	Auburn	11-21-1953
45	7-45	NC State	10-25-1975
45	26-45	Florida State	9-9-1995
44	0-44	Auburn	10-10-1970
43	7-43	Florida State	11-1-1975
43	42-43	Pittsburgh	11-12-2016
42	7-42	North Carolina	11-14-1970

^ - one overtime

500-YARD TEAM TOTAL OFFENSE GAMES

Year	Opponent	W-L	Site	PL	Rush-Pass	Total
1981	Wake Forest	W	H	87	536-220	756
2012	NC State	W	H	102	328-426	754
2018	South Carolina	W	H	92	351-393	744
2014	SC State	W	H	93	268-467	735
2012	Duke	W	A	81	334-384	718
2018	Wake Forest	W	A	70	471-227	698
2017	Kent State	W	H	78	353-312	665
2017	The Citadel	W	H	67	183-479	662
2018	Louisville	W	H	57	492-169	661
2007	Central Michigan	W	H	88	341-315	656
2016	Pittsburgh	L	H	95	50-580	630
2011	Auburn	W	H	92	238-386	624
2013	Syracuse	W	A	77	156-468	624
2000	Wake Forest	W	H	87	436-187	623
2015	NC State	W	A	80	240-383	623
2016	South Carolina	W	H	89	250-372	622
1903	Georgia Tech	W	A	55	615-0	615
2017	Louisville	W	A	81	297-316	613
2013	Virginia	W	A	88	175-435	610
2001	Duke	W	H	76	328-280	608
2007	NC State	W	A	89	340-268	608
2015	North Carolina	W	N	98	319-289	608
1992	Chattanooga	W	H	71	440-166	606
2012	Georgia Tech	W	H	93	204-397	601
1945	Presbyterian College	W	H	56	516-81	597
2018	Georgia Southern	W	H	77	309-286	595
2011	Maryland	W	A	80	306-270	576
2012	Boston College	W	A	84	209-367	576
2013	Ohio State	W	N	76	198-378	576
2013	Wake Forest	W	H	83	166-407	573
2015	Syracuse	W	A	84	202-368	570
1978	The Citadel	W	H	81	322-245	567
2001	NC State	W	A	79	234-333	567
2015	Miami (Fla.)	W	A	88	416-151	567
1981	Duke	W	A	79	323-240	563

2016	Syracuse	W	H	84	192-370	562
2006	Temple	W	N	58	337-222	559
1950	Presbyterian College	W	H	78	436-122	558
1999	Duke	W	H	86	239-319	558
2013	The Citadel	W	H	75	208-350	558
1974	South Carolina	W	H	70	433-123	556
2016	SC State	W	H	78	227-328	555
2015	Wake Forest	W	H	82	171-381	552
2013	Georgia Tech	W	H	67	168-383	551
1978	Virginia	W	H	87	419-131	550
1978	Wake Forest	W	A	96	342-208	550
2015	Alabama	L	N	85	145-405	550
2001	Louisiana Tech	W	N	84	273-275	548
1984	Duke	W	H	67	312-235	547
1950	Furman	W	H	71	367-179	546
1983	Maryland	W	H	84	350-194	544
1999	Maryland	W	A	79	290-252	542
2003	South Carolina	W	A	67	240-302	542
2013	Maryland	W	A	98	236-304	540
2018	Notre Dame	W	N	78	211-327	538
2015	Georgia Tech	W	H	74	201-336	537
2012	Wake Forest	W	A	85	101-433	534
1988	Duke	W	H	79	388-145	533
2015	Wofford	W	H	80	222-311	533
1951	Presbyterian College	W	H	67	409-123	532
2015	Boston College	W	H	78	112-420	532
1947	Presbyterian College	W	H	51	329-202	531
1954	The Citadel	W	H	74	408-123	531
2018	Furman	W	H	70	249-282	531
2002	North Carolina	W	A	70	256-274	530
2015	Oklahoma	W	N	90	312-218	530
1957	Presbyterian College	W	H	79	439-89	528
1987	Maryland	W	H	79	355-173	528
2003	North Carolina	W	H	72	219-309	528
2012	Auburn	W	N	87	320-208	528
2014	North Carolina	W	H	83	92-436	528

1952	Presbyterian College	W	H	69	393-134	527
2000	Duke	W	A	79	315-212	527
2006	Louisiana Tech	W	H	58	393-133	526
2012	Ball State	W	H	84	154-372	526
1950	Missouri	W	A	72	420-105	525
2008	The Citadel	W	H	63	252-273	525
1941	Presbyterian College	W	H	70	357-167	524
1951	Auburn	W	H	79	330-194	524
2018	Florida State	W	A	77	120-404	524
1949	Presbyterian College	W	H	75	398-124	522
1974	North Carolina	W	H	74	390-132	522
2011	Wake Forest	W	H	86	179-343	522
1982	Duke	W	H	72	393-127	520
1947	Furman	W	A	66	235-280	515
2015	South Carolina	W	A	74	236-279	515
1983	Duke	W	A	75	383-131	514
2005	Temple	W	H	67	155-359	514
1988	Maryland	W	A	65	373-139	512
2013	SC State	W	H	95	183-329	512
2015	Florida State	W	H	85	215-297	512
1991	Virginia	T	H	81	315-196	511
2016	Florida State	W	A	81	133-378	511
2016	Alabama	W	N	99	91-420	511
1983	Virginia	W	H	79	310-199	509
2016	Boston College	W	A	61	230-278	508
2016	Louisville	W	H	62	201-306	507
2006	North Carolina	W	H	79	324-180	504
1991	South Carolina	W	A	77	272-231	503
2007	Louisiana-Monroe	W	H	62	184-319	503
1973	Virginia	W	H	89	275-227	502
2001	Georgia Tech	W	A	84	248-254	502
1973	Wake Forest	W	H	85	300-200	500
1988	North Carolina	W	H	93	336-164	500
2011	Boston College	W	H	78	180-320	500

Note: Clemson's record when totaling at least 500 yards of total offense is 102-2-1.

300-YARD TEAM RUSHING GAMES

Year	Opponent	W-L	Site	Y/C	Car.	Yards
1903	Georgia Tech	W	A	11.2	55	615
1981	Wake Forest	W	H	7.9	68	536
1945	Presbyterian College	W	H	10.3	50	516
2018	Louisville	W	H	13.3	37	492
2018	Wake Forest	W	A	11.8	40	471
1948	Furman	W	H	7.6	59	448
1992	Chattanooga	W	H	8.2	54	440
1957	Presbyterian College	W	H	6.5	68	439
1950	Presbyterian College	W	H	7.2	61	436
2000	Wake Forest	W	H	6.6	66	436
1955	Furman	W	A	7.2	60	434
1974	South Carolina	W	H	7.0	62	433
1995	Duke	W	H	6.7	65	433
1950	Missouri	W	A	7.4	57	420
1978	Virginia	W	A	6.3	67	419
1982	Virginia	W	A	6.3	67	419
2015	Miami (Fla.)	W	A	6.6	63	416
1951	Presbyterian College	W	H	7.7	53	409
1954	The Citadel	W	H	6.4	64	408
1987	Virginia	W	H	5.8	69	403
1992	Virginia	W	A	6.9	58	402
1949	Presbyterian College	W	H	8.1	49	398
1944	Presbyterian College	W	H	6.8	58	397
1978	South Carolina	W	H	5.7	70	397
1941	Virginia Military	W	A	8.4	47	393
1952	Presbyterian College	W	H	7.2	55	393
1982	Duke	W	H	6.2	63	393
2006	Louisiana Tech	W	H	9.6	41	393
1974	North Carolina	W	H	5.8	67	390
1990	Appalachian State	W	H	7.3	53	389
1988	Duke	W	H	6.0	65	388
1978	Villanova	W	H	6.1	63	385
1986	Virginia	W	A	6.0	64	385
1958	Virginia	W	H	5.4	71	384
1983	Duke	W	A	6.4	60	383
1942	Presbyterian College	W	H	6.6	57	378
1988	Maryland	W	A	7.3	51	373
1986	The Citadel	W	H	5.9	62	368
1950	Furman	W	H	6.0	61	367
1939	Presbyterian College	W	H	8.9	41	366
1993	Virginia	W	H	5.6	65	361
1941	Presbyterian College	W	H	7.1	50	357

1987	Maryland	W	H	5.3	67	355
1989	South Carolina	W	A	5.6	63	355
1991	Duke	W	N	6.2	57	355
2017	Kent State	W	H	8.2	43	353
2018	South Carolina	W	H	6.4	55	351
1983	Maryland	W	H	5.2	68	350
1988	Wake Forest	W	A	6.2	56	349
1990	Duke	W	H	5.9	59	345
1978	Wake Forest	W	A	4.4	77	342
2017	Boston College	W	H	5.9	58	342
1938	George Washington	W	N	5.7	60	341
1941	Wake Forest	W	H	6.8	50	341
1990	Georgia	W	H	5.2	66	341
2007	Central Michigan	W	H	5.6	61	341
1962	Furman	W	A	4.8	71	340
2007	NC State	W	A	6.8	50	340
1977	Wake Forest	W	H	5.0	67	338
2006	Temple	W	N	7.5	45	337
1988	North Carolina	W	H	4.9	69	336
1953	Presbyterian College	W	H	6.2	54	335
2012	Duke	W	A	6.4	52	334
1989	North Carolina	W	A	4.7	70	332
1948	Presbyterian College	W	H	6.8	49	331
1964	Virginia	W	H	6.3	53	331
1951	Auburn	W	H	6.4	52	330
1990	Long Beach State	W	H	5.1	65	330
1947	Presbyterian College	W	H	8.9	37	329
1956	Furman	W	H	5.1	64	328
2001	Duke	W	H	8.5	45	328
2012	NC State	W	H	5.7	58	328
1958	Vanderbilt	W	A	5.2	63	327
2000	Virginia	W	A	7.6	43	327
1956	Presbyterian College	W	H	6.3	52	326
1986	North Carolina	W	H	5.8	56	326
1946	Presbyterian College	W	A	----	----	325
2006	North Carolina	W	H	5.6	58	324
1979	Duke	W	A	4.1	78	323
1981	Duke	W	A	5.5	59	323
1995	South Carolina	W	A	5.4	60	323
2009	Georgia Tech	L	N	9.5	34	323
1978	The Citadel	W	H	5.0	64	322
1969	Wake Forest	W	H	5.3	61	321
1995	Florida State	L	H	5.5	58	321

2006	Georgia Tech	W	H	8.4	38	321
1995	Maryland	W	A	5.0	64	320
2012	Auburn	W	N	6.2	52	320
1944	Virginia Military	W	H	6.3	51	319
1945	Virginia Tech	W	H	6.8	47	319
2015	North Carolina	W	N	5.7	56	319
1950	Auburn	W	A	5.2	61	319
1947	Duquesne	W	A	5.8	55	318
1939	South Carolina	W	A	5.2	61	317
1991	Wake Forest	W	H	5.2	61	316
1957	Duke	L	A	5.2	61	315
1991	Virginia	T	H	5.4	58	315
2000	Duke	W	A	5.6	56	315
1940	Wofford	W	H	5.0	63	314
1963	Virginia	W	A	4.4	71	314
1972	Wake Forest	W	A	4.5	70	314
1984	Duke	W	H	6.5	48	312
2015	Oklahoma	W	N	5.4	58	312
1963	Wake Forest	W	H	5.0	62	310
1983	Virginia	W	H	5.2	60	310
1963	Maryland	W	H	4.6	67	309
1979	Virginia	W	H	4.3	72	309
2018	Georgia Southern	W	H	6.7	46	309
1987	Virginia Tech	W	A	5.1	60	308
1983	Western Carolina	W	H	4.9	63	307
1962	South Carolina	W	H	4.7	65	306
1979	Georgia	W	H	4.3	71	306
1985	Wake Forest	W	H	4.7	65	306
2011	Maryland	W	A	7.3	42	306
1968	Duke	W	H	6.0	51	305
1950	Boston College	W	A	5.6	54	304
1974	Georgia	W	H	5.0	61	304
1981	NC State	W	H	5.2	59	304
1962	North Carolina	W	H	4.5	68	303
1984	Virginia	W	A	5.0	60	302
1986	Wake Forest	W	A	5.0	60	302
2018	Pittsburgh	W	N	8.6	35	301
1973	Wake Forest	W	H	5.0	60	300
1976	North Carolina	L	H	4.6	65	300

200-YARD TEAM PASSING GAMES

Year	Opponent	W-L	Site	C-A	Yards
2016	Pittsburgh	L	H	52-70	580
2017	The Citadel	W	H	31-41	479
2013	Syracuse	W	A	24-33	468
2014	SC State	W	H	32-42	467
2014	North Carolina	W	H	28-39	436
2013	Virginia	W	A	34-45	435
2012	Wake Forest	W	A	29-40	433
2012	NC State	W	H	30-44	426
2002	Duke	W	A	34-52	420
2015	Boston College	W	H	27-42	420
2016	Alabama	W	N	36-57	420
2013	Wake Forest	W	H	28-36	407
2015	Alabama	L	N	30-47	405
2018	Florida State	W	A	24-44	404
2012	Georgia Tech	W	H	26-42	397
2018	South Carolina	W	H	27-37	393
2011	Auburn	W	H	30-42	386
2012	Duke	W	A	21-29	384
2013	Georgia Tech	W	H	23-30	383
2015	NC State	W	A	23-30	383
2015	Wake Forest	W	H	28-40	381
2018	NC State	W	H	32-48	380
2013	Ohio State	W	N	31-40	378
2016	Florida State	W	A	27-43	378
2016	NC State	W	H	39-52	378
2011	North Carolina	W	H	28-48	373
2007	Virginia Tech	L	H	38-67	372
2012	Ball State	W	H	33-44	372
2016	South Carolina	W	H	30-36	372
2016	Syracuse	W	H	27-40	370
2015	Syracuse	W	A	35-48	368
2012	Boston College	W	A	28-38	367
1963	Duke	L	A	13-20	364
2005	Temple	W	H	22-33	359
1998	Wake Forest	L	H	21-39	350
2013	The Citadel	W	H	24-32	350
2018	Alabama	W	N	20-32	347
2012	Louisiana State	W	N	36-50	346
2003	Duke	W	H	28-43	344
2011	Florida State	W	H	22-35	344
1999	Virginia	W	H	24-32	343
2003	Wake Forest	L	A	35-57	343
2006	Boston College	L	A	25-40	343
2011	Wake Forest	W	H	27-44	343
1965	North Carolina	L	A	23-48	342
2015	Georgia Tech	W	H	23-33	336
2002	Florida State	L	A	18-28	334
2013	Boston College	W	H	30-45	334
2001	NC State	W	A	23-27	333
1998	NC State	L	H	27-38	329
2013	SC State	W	H	36-51	329
2016	SC State	W	H	27-35	328
2018	Notre Dame	W	N	27-41	327
2008	Duke	W	H	27-38	326
2009	Miami (Fla.)	W	A	25-37	326
2003	Maryland	L	A	22-45	320
2011	Boston College	W	H	22-37	320
1999	Duke	W	H	25-34	319
2002	Texas Tech	L	N	25-56	319
2007	Louisiana-Monroe	W	H	26-34	319
2014	Oklahoma	W	N	26-37	319
2007	Furman	W	H	18-22	317
2017	Louisville	W	A	23-33	316
1966	Virginia	W	H	13-21	315
2007	Central Michigan	W	H	23-27	315
2012	Furman	W	H	23-34	314
2017	Kent State	W	H	25-35	312
2015	Wofford	W	H	30-37	311
2003	North Carolina	W	H	18-35	309
1999	Mississippi State	L	N	25-56	306
2014	Florida State	L	A	22-33	306
2016	Louisville	W	H	20-31	306
2005	Wake Forest	L	A	28-42	304
2011	Georgia Tech	L	A	24-41	304
2013	Maryland	W	A	28-41	304
2016	Georgia Tech	W	A	32-48	304
2011	NC State	L	A	25-41	303
2003	South Carolina	W	A	18-26	302
2003	Furman	W	H	23-31	301
2012	Maryland	W	H	23-34	301
1975	Georgia Tech	L	A	18-30	300
2003	Middle Tennessee	W	H	23-28	298
2003	Georgia Tech	W	A	23-39	298
2018	Texas A&M	W	A	17-27	298
2015	Florida State	W	H	28-43	297
2000	North Carolina	W	A	14-25	296
2018	Boston College	W	A	29-41	295
2003	Virginia	W	H	28-45	294

2016	Troy	W	H	27-53	292
1969	Duke	L	A	15-31	290
2012	Florida State	L	A	22-39	290
2015	North Carolina	W	N	26-42	289
2004	Wake Forest	W	H	20-41	288
2005	Miami (Fla.)	L	H	31-55	288
2016	Virginia Tech	W	A	23-34	288
2002	South Carolina	W	H	27-39	287
1997	Wake Forest	W	A	18-26	286
2018	Georgia Southern	W	H	21-31	286
1997	Florida State	L	H	20-40	285
1999	NC State	L	A	24-42	285
2014	Boston College	W	A	29-46	285
2017	South Carolina	W	A	25-38	285
2001	Wofford	W	H	26-37	283
2014	Wake Forest	W	A	27-42	282
2018	Furman	W	H	23-35	282
1947	Furman	W	A	11-16	280
2001	Duke	W	H	18-31	280
2015	South Carolina	W	A	20-27	279
2016	Boston College	W	A	16-26	278
2001	Florida State	L	H	22-41	277
2000	Missouri	W	H	15-24	275
2001	Louisiana Tech	W	N	16-29	275
2004	Georgia Tech	L	H	20-43	275
1957	Furman	W	A	14-27	274
2002	North Carolina	W	A	12-20	274
1992	Maryland	L	A	25-55	273
1997	Duke	W	H	12-21	273
1999	Wake Forest	W	A	26-40	273
2008	The Citadel	W	H	21-29	273
2003	Florida State	W	H	17-27	272
2006	Kentucky	L	N	23-39	272
1987	NC State	L	H	21-54	271
2011	Troy	W	H	21-31	271
1981	Maryland	W	H	20-29	270
2011	Maryland	W	A	26-38	270
2013	Georgia	W	H	18-30	270
2005	Florida State	W	H	21-33	269
2007	NC State	W	A	25-39	268
2014	NC State	W	H	17-30	267
2007	Wake Forest	W	H	27-36	266
2014	South Carolina	W	H	15-21	266
1989	Georgia Tech	L	H	21-33	265
2016	Ohio State	W	N	24-37	265
2017	Wake Forest	W	H	29-41	263
2008	NC State	W	H	20-28	262
2009	Georgia Tech	L	A	15-32	261
2011	Wofford	W	H	18-29	261
1980	Virginia Tech	W	H	14-27	260
1953	Auburn	L	H	10-21	258
2004	Miami (Fla.)	W	A	21-37	258
1946	Tulane	L	A	15-29	256
1967	Auburn	L	A	18-43	255
2001	Georgia Tech	W	A	18-32	254
2017	Miami (Fla.)	W	N	25-34	254
1971	Virginia	W	A	9-18	252
1999	Maryland	W	A	16-23	252
2008	Boston College	W	A	21-33	252
2015	Appalachian State	W	H	21-31	252
2001	Virginia	L	A	25-34	251
2006	Maryland	L	H	18-27	251
2018	Duke	W	H	21-39	251
1997	Appalachian State	W	H	20-31	250
1997	NC State	W	A	20-32	250
2011	West Virginia	L	N	24-47	250
1999	South Carolina	W	A	14-27	249
2002	Louisiana Tech	W	H	26-44	249
1983	NC State	W	H	17-26	248
2016	Auburn	W	A	19-34	248
1989	Wake Forest	W	H	15-26	247
1991	Georgia	L	A	19-38	246
2003	Tennessee	W	N	22-40	246
2005	NC State	W	A	22-31	246
2010	South Florida	L	N	24-41	246
1978	The Citadel	W	H	15-17	245
1970	Duke	L	H	23-39	244
1977	Virginia	W	H	13-23	244
1999	Marshall	L	H	27-42	244
2013	NC State	W	A	24-37	244
1975	North Carolina	W	A	12-19	243
2000	Virginia Tech	L	N	21-44	243
1970	Wake Forest	L	H	21-36	242
2009	Florida State	W	H	18-30	242
1997	Texas-El Paso	W	H	18-28	241
1981	Duke	W	A	14-20	240
2011	Virginia Tech	W	N	20-30	240
1995	Wake Forest	W	A	18-25	239
2010	Florida State	L	A	28-44	239

1970	Florida State	L	A	24-48	237
2008	Florida State	L	A	20-35	237
1984	Duke	W	H	12-19	235
2009	Virginia	W	H	19-26	234
1984	Virginia	W	A	13-23	233
2018	Georgia Tech	W	A	19-30	232
1991	South Carolina	W	A	13-15	231
1998	Duke	L	A	19-40	231
2010	Wake Forest	W	A	19-25	231
1991	Maryland	W	H	14-25	230
1970	Virginia	W	H	18-28	229
2007	South Carolina	W	A	28-39	229
1971	NC State	L	H	16-32	227
1973	Virginia	W	H	15-23	227
1993	Florida State	L	A	16-32	227
2008	SC State	W	H	22-31	227
2018	Wake Forest	W	A	25-30	227
2007	Boston College	L	H	26-40	226
1969	Georgia	L	H	20-40	225
2013	South Carolina	L	A	19-28	225
1950	Duquesne	W	H	8-20	223
2002	Virginia	L	A	23-33	223
2000	The Citadel	W	H	21-33	222
2006	Temple	W	N	12-13	222
1981	Wake Forest	W	H	11-19	220
1985	Virginia Tech	W	A	17-30	220
2000	NC State	W	H	18-30	220
2010	Auburn	L	A	20-34	220
2001	Maryland	L	A	18-37	218
2015	Oklahoma	W	N	17-32	218
1969	Georgia Tech	W	A	16-32	216
1978	Maryland	W	A	8-17	216
2005	Duke	W	H	14-24	216
1987	Penn State	W	N	15-24	214
2006	Wake Forest	W	A	20-30	214
2010	North Carolina	L	A	21-39	214
2010	NC State	W	H	20-30	214
1979	Baylor	L	N	17-34	213
1995	Virginia	L	H	19-36	213
2005	Texas A&M	W	H	16-24	213
1968	NC State	W	A	11-19	212
1973	North Carolina	W	A	12-17	212
1975	Duke	L	A	12-15	212
1995	Western Carolina	W	H	13-19	212
2000	Duke	W	A	12-23	212
2009	South Carolina	L	A	22-42	212
2001	Wake Forest	W	A	16-27	211
1989	Virginia	W	H	14-22	210
1993	Nevada-Las Vegas	W	H	12-17	209
2002	Ball State	W	H	21-29	209
2014	Syracuse	W	H	24-35	209
1941	South Carolina	L	A	10-20	208
1978	Wake Forest	W	H	11-19	208
1999	North Carolina	W	H	15-26	208
2002	Wake Forest	W	H	22-35	208
2012	Auburn	W	N	24-35	208
1966	Wake Forest	W	A	10-22	207
1980	North Carolina	L	H	11-19	207
2000	Georgia Tech	L	H	15-27	207
2017	Georgia Tech	W	H	22-33	207
1997	Virginia	L	H	26-33	206
2008	Nebraska	L	N	17-37	206
1992	North Carolina	W	H	13-23	205
2005	Colorado	W	N	21-29	205
1999	Virginia Tech	L	A	28-44	204
2001	South Carolina	L	A	15-29	204
2011	Virginia Tech	W	A	13-32	204
2017	Syracuse	L	A	22-32	204
2013	Florida State	L	H	22-45	203
2014	Georgia	L	A	18-33	203
1947	Presbyterian College	W	H	9-14	202
1998	Furman	W	H	12-15	202
2010	Presbyterian College	W	H	11-20	202
2016	Wake Forest	W	A	23-33	202
1962	NC State	W	A	11-22	201
1969	Alabama	L	H	16-29	201
1984	Wake Forest	W	A	17-26	201
1973	Wake Forest	W	H	10-25	200
2009	NC State	W	A	13-19	200

OFFENSIVE TEAM SEASON BESTS

WINS		
1.	2018	15-0
2.	2015	14-1
	2016	14-1
4.	1981	12-0
	2017	12-2
6.	1948	11-0
	1978	11-1
	2012	11-2
	2013	11-2
10.	1987	10-2
	1988	10-2
	1989	10-2
	1990	10-2
	2011	10-4
	2014	10-3

WINNING PERCENTAGE		
1.	2018	15-0 100.0
	1981	12-0 100.0
	1948	11-0 100.0
	1900	6-0 100.0
5.	1950	9-0-1 95.0
6.	2015	14-1 93.3
	2016	14-1 93.3
8.	1978	11-1 91.7
9.	1939	9-1 90.0
10.	1982	9-1-1 86.4
	1983	9-1-1 86.4

Note: Minimum six games.

PLAYS		
1.	2016	1221
2.	2015	1207
3.	2018	1076
4.	2012	1062
5.	2011	1055
6.	2017	1048
7.	2013	1037
8.	2014	990
9.	2007	963
10.	2003	954

PLAYS PER GAME		
1.	2012	81.7
2.	2016	81.4
3.	2015	80.5
4.	2013	79.8
5.	1978	78.8
6.	2000	77.6
7.	1999	76.7
8.	1991	76.5
9.	1986	76.4
10.	2014	76.2

YARDS PER PLAY		
1.	2018	7.35
2.	2006	6.50
3.	2015	6.39
4.	2013	6.36
5.	2012	6.28
6.	2016	6.18
7.	1950	6.16
8.	2011	5.85
9.	2017	5.74
10.	2003	5.73

YARDS		
1.	2018	7908
2.	2015	7718
3.	2016	7552
4.	2012	6665
5.	2013	6600
6.	2011	6171
7.	2017	6014
8.	2003	5467
9.	2006	5342
10.	2014	5308

YARDS PER GAME		
1.	2018	527.2
2.	2015	514.5
3.	2012	512.7
4.	2013	507.7
5.	2016	503.5
6.	2011	440.8
7.	2000	436.8
8.	2001	432.0
9.	2017	429.6

10.	1978	427.8
CARRIES		
1.	1978	741
2.	1979	725
3.	1981	705
	1986	705
5.	2015	679
6.	1989	678
7.	1988	673
8.	1990	667

CARRIES PER GAME		
1.	1978	61.8
2.	1979	60.4
3.	1981	58.8
	1986	58.8
5.	1963	56.5
	1989	56.5
7.	1982	56.2

RUSHING YARDS		
1.	2018	3723
2.	1978	3469
3.	2015	3345
4.	1986	3245
5.	1988	3241
6.	1991	3019
7.	1981	2977
8.	1987	2972
9.	1990	2956
10.	1995	2945

YARDS PER CARRY		
1.	2018	6.55
2.	2006	5.72
3.	1950	5.25
4.	1941	5.07
5.	2015	4.93
6.	1992	4.88
7.	1988	4.82
8.	2009	4.81
9.	1949	4.79
10.	2017	4.70

RUSH YARDS PER GAME		
1.	1978	289.1
2.	1986	270.4
3.	1988	270.1
4.	1950	264.8
5.	1992	257.1
6.	1991	251.6
7.	1983	250.2

COMPLETIONS		
1.	2016	422
2.	2015	356
3.	2013	341
4.	2018	328
5.	2012	318
6.	2011	311
7.	2017	309
8.	2003	300
9.	2007	295
10.	2014	292

COMPLETIONS PER GAME		
1.	2016	28.1
2.	2013	26.2
3.	2012	24.5
4.	2015	23.7
5.	2003	23.1
6.	2007	22.7
7.	2014	22.5
8.	2011	22.2
9.	2017	22.1
10.	2018	21.9

PASS ATTEMPTS		
1.	2016	629
2.	2015	528
3.	2011	525
4.	2018	508
5.	2013	493
6.	2003	490
7.	2012	474
8.	2017	470
9.	2002	462
10.	2007	455

PASS ATTEMPTS PER GAME		
1.	2016	41.9
2.	2013	37.9
3.	2003	37.7
4.	2011	37.5
5.	2012	36.5
6.	2002	35.5
7.	1999	35.3
8.	2015	35.2
9.	2007	35.0
10.	2014	34.7

PASSING YARDS		
1.	2016	5009
2.	2015	4373
3.	2013	4330
4.	2018	4185
5.	2012	4181
6.	2011	3952
7.	2003	3687
8.	2014	3404
9.	2017	3297
10.	2002	3157

PASS YARDS PER GAME		
1.	2016	333.9
2.	2013	333.1
3.	2012	321.6
4.	2015	291.5
5.	2003	283.6
6.	2011	282.3
7.	2018	279.0
8.	2014	261.8
9.	1999	251.6
10.	2002	242.8


COMPLETION PERCENTAGE		
1.	2013	69.2
2.	2015	67.4
3.	2012	67.1
	2016	67.1
5.	2005	65.8
6.	2017	65.7
7.	2007	64.8
8.	2014	64.7
9.	2018	64.6
10.	2008	62.0

PASS EFFICIENCY		
1.	2013	164.2
2.	2012	163.1
3.	2018	154.7
4.	2015	153.2
5.	2016	152.2
6.	1950	148.0
7.	2007	142.1
8.	1989	139.8
9.	2014	139.7
10.	2011	138.6

INTERCEPTION AVOIDANCE		
1.	2007	1.32
2.	2018	1.57
3.	2017	1.91
4.	1988	1.99
5.	1992	2.05
6.	2011	2.29
7.	1990	2.33
8.	2013	2.43
9.	1978	2.44
10.	2005	2.65

TOUCHDOWNS		
1.	2018	90
2.	2016	75
3.	2015	71
4.	2013	69
5.	2012	68
6.	2017	62
7.	2011	58
8.	2000	55
	2006	55
10.	2009	54

POINTS		
1.	2018	664
2.	2016	588
3.	2015	577
4.	2012	533



TREVOR LAWRENCE
DIRECTED CLEMSON
TO A SCHOOL-RECORD
44.3 POINTS PER
GAME IN 2018.

5.	2013	522
6.	2011	470
7.	2017	466
8.	2009	436
9.	2007	430
10.	2006	425

POINTS PER GAME		
1.	2018	44.3
2.	2012	41.0
3.	2013	40.2
4.	2016	39.2
5.	2015	38.5
6.	2000	34.7
7.	1950	34.4
8.	2011	33.6
9.	2017	33.3
10.	2007	33.1

SCORING MARGIN		
1.	1900	+35.3
2.	2018	+31.1
3.	1901	+30.4
4.	1950	+26.7
5.	1903	+24.2
6.	1898	+22.5
7.	2016	+21.2
8.	1978	+19.8
9.	2017	+19.7
10.	1981	+19.4

PUNTING AVERAGE		
1.	1984	44.0
2.	1990	43.7
3.	1983	43.3
4.	1979	43.0
5.	1948	42.7
	1989	42.7
7.	2010	42.5
8.	2014	42.4
9.	1981	42.1

NET PUNTING AVERAGE		
1.	1984	42.7
2.	2010	40.5
3.	1983	40.3
4.	2014	40.2
5.	1981	39.5
6.	1989	39.3

7.	1979	39.0
8.	2006	38.6
9.	1990	38.3
PUNT RETURN AVERAGE		
1.	1948	17.1
2.	1954	16.3
3.	1961	15.9
4.	2000	15.0
5.	1970	14.9
6.	2009	14.4
7.	1938	14.2
8.	1987	13.6
9.	1993	12.9

KICKOFF RETURN AVERAGE		
1.	2003	27.7
2.	2004	27.1
3.	2006	25.4
4.	2002	24.3
5.	2007	23.9
6.	1997	23.9
7.	1959	23.9
8.	2009	23.8
9.	1968	23.4

FIRST DOWNS		
1.	2016	403
2.	2015	393
3.	2018	358
4.	2012	341
5.	2013	327
6.	2011	315
7.	2017	309
8.	2003	303
9.	2007	293
10.	2001	282

FIRST DOWNS PER GAME		
1.	2016	26.9
2.	2012	26.2
3.	2015	26.2
4.	2013	25.2
5.	2018	23.9
6.	2001	23.5
7.	2003	23.3
8.	2000	22.8
9.	1978	22.8
10.	2007	22.5

FEWEST TURNOVERS		
1.	1940	8
2.	1938	10
3.	1994	12
	2007	12
5.	1988	13
	1989	13
7.	2005	15
8.	2017	16
10.	1990	17
	1996	17
	2018	17

FEWEST TURNOVERS PER GAME		
1.	1940	0.88
2.	2007	0.92
3.	1988	1.08
	1989	1.08
5.	1994	1.09
6.	1938	1.11
7.	2018	1.13
8.	2017	1.14
9.	2005	1.36
10.	2014	1.38

TURNOVER MARGIN		
1.	1988	+21
2.	1940	+19</

DEFENSIVE TEAM SEASON BESTS

PLAYS		
1.	1943	462
2.	1940	468
3.	1941	487
4.	1946	489
5.	1938	491
6.	1953	518
7.	1939	519
	1944	519

PLAYS PER GAME		
1.	1939	51.9
2.	1940	52.0
3.	1954	52.8
4.	1945	53.3
5.	1941	54.1
6.	1946	54.3
7.	1963	54.4

YARDS PER PLAY		
1.	1939	3.03
2.	1954	3.34
3.	1963	3.40
4.	1990	3.52
5.	1940	3.53
6.	1959	3.53
7.	1938	3.55

YARDS PER GAME		
1.	1939	157.5
2.	1954	176.1
3.	1948	177.2
4.	1940	183.6
5.	1963	184.7
6.	1945	193.2
7.	1938	193.3

CARRIES		
1.	1941	334
2.	1946	336
3.	1940	339
4.	1963	344
5.	1943	349
6.	1950	354
7.	1945	364

CARRIES PER GAME		
1.	1986	32.8
2.	1990	33.5
	1991	33.5
4.	2008	34.1
5.	1963	34.4
6.	1995	34.6

7.	1987	34.7
8.	2007	34.8

RUSHING YARDS		
1.	1991	733
2.	1990	848
3.	1941	904
4.	1987	912
5.	1963	931
6.	1954	969
7.	1997	970
8.	1982	1068

RUSH YARDS PER GAME		
1.	1991	61.1
2.	1990	70.9
3.	1987	82.6
4.	1997	88.2
5.	1963	93.1
6.	2018	96.3
7.	1989	96.9
8.	1954	96.9

YARDS PER CARRY		
1.	1991	1.82
2.	1990	2.11
3.	1987	2.42
4.	1954	2.50
5.	2018	2.51
6.	1981	2.54
7.	1982	2.67
8.	1997	2.68

COMPLETIONS		
1.	1939	32
2.	1938	39
3.	1940	46
4.	1956	48
5.	1942	49
	1955	49
	1957	49

COMPLETIONS PER GAME		
1.	1939	3.2
2.	1938	4.3
3.	1956	4.4
4.	1942	4.9
	1955	4.9
	1957	4.9
7.	1940	5.1

PASS ATTEMPTS		
1.	1938	105

OVERTIME GAMES (7-6)						
Date	Opponent	Site	W-L	Score	OT	Deciding Play
11-8-97	Duke	H	W	29-20	1	*Rahim Abdullah 63 interception return
9-29-01	Georgia Tech	A	W	47-44	1	*Woodrow Dantzler 11 run
10-11-03	Virginia	H	W	30-27	1	*Kevin Youngblood 4 pass from Charlie Whitehurst
9-4-04	Wake Forest	H	W	37-30	2	Kyle Browning 11 pass from Charlie Whitehurst
11-6-04	Miami (Fla.)	A	W	24-17	1	Reggie Merriweather 2 run
9-17-05	Miami (Fla.)	H	L	30-36	3	Tyrone Moss 25 run
9-24-05	Boston College	H	L	13-16	1	*Brian Toal 1 run
9-9-06	Boston College	A	L	33-34	2	L.V. Whitworth 6 run, *Ryan Ohliger extra point
12-31-07	Auburn	N1	L	20-23	1	*Kodi Burns 7 run
10-24-09	Miami (Fla.)	A	W	40-37	1	*Jacoby Ford 26 pass from Kyle Parker
9-18-10	Auburn	A	L	24-27	1	Wes Byrum 39 FG
9-20-14	Florida State	A	L	17-23	1	*Karlos Williams 12 run
10-15-16	NC State	H	W	24-17	1	Artavis Scott 10 pass from Deshaun Watson

* - score ended game; N1 - Atlanta, Ga.; Note: Home games in bold.

2.	1939	109
3.	1944	109
4.	1943	113
5.	1956	124
6.	1940	129
	1957	129

PASS ATTEMPTS PER GAME		
1.	1939	10.9
2.	1959	11.3
3.	1938	11.7
4.	1944	12.1
5.	1975	12.5
6.	1957	12.9
7.	1955	13.4

PASSING YARDS		
1.	1939	449
2.	1956	526
3.	1938	531
4.	1940	558
5.	1957	597
6.	1942	724
7.	1954	792

PASS YARDS PER GAME		
1.	1938	33.0
2.	1939	44.9
3.	1956	52.6
4.	1957	59.7
5.	1950	62.0
6.	1944	71.0
7.	1942	72.4

COMPLETION PERCENTAGE		
1.	1939	29.4
2.	1951	34.7
3.	1945	35.5
4.	1940	35.7
	1953	35.7
6.	1944	36.7
7.	1955	37.0

PASS EFFICIENCY		
1.	1956	55.0
2.	1950	70.2
3.	1964	76.7
4.	1952	81.0
5.	1978	81.7
6.	1981	81.9
7.	1971	86.6
8.	1990	87.0

INTERCEPTIONS		
1.	1951	25
2.	1978	24
3.	1981	23
4.	1995	22
5.	1948	21
	1977	21
	1989	21
	2002	21
	2009	21

INTERCEPTIONS PER GAME		
1.	1951	2.27
2.	1940	2.11

3.	1978	2.00
4.	1981	1.91
5.	1948	1.91
6.	1945	1.90
	1964	1.90

INTERCEPTION RETURN YARDS		
1.	2008	368
2.	1951	361
3.	1959	349
4.	1970	344
5.	2009	342
6.	2018	328
7.	1978	327
8.	1987	318
9.	2016	309

TOUCHDOWNS ALLOWED		
1.	1939	6
2.	1940	8
3.	1950	9
4.	1956	11
	1979	11
	1981	11
	1990	11
8.	1967	15

POINTS ALLOWED PER GAME		
1.	1939	4.5
2.	1938	6.2
	1950	6.2
4.	1948	6.9
5.	1945	7.3

6.	1956	7.4
7.	1957	7.8

TURNOVERS FORCED		
1.	1981	41
2.	1978	38
	1983	38
	1989	38
5.	1973	37
6.	1950	35
	1977	35
	1982	35

TURNOVERS FORCED PER GAME		
1.	1943	4.00
2.	1952	3.56
3.	1950	3.50
4.	1983	3.45
5.	1981	3.42
6.	1945	3.40
	1964	3.40
	1968	3.40

SACKS		
1.	2018	54
2.	2016	49
3.	2015	48
4.	1999	47
5.	1996	46
	1992	46
	2017	46
8.	2014	45
9.	1981	44
10.	1990	43
	1991	43

SACKS PER GAME		
1.	1992	4.18
2.	1999	3.92
3.	1996	3.83
4.	2004	3.81
5.	1984	3.73

TACKLES FOR LOSS		
1.	2018	136
2.	2014	131
3.	2016	130
4.	2015	126
5.	2013	122
6.	1991	119
7.	1990	116
8.	2004	112
	1996	112

TACKLES FOR LOSS PER GAME		
1.	2004	10.2
2.	2014	10.1
3.	1991	9.9
4.	1990	9.7
5.	2013	9.4
6.	1996	9.3
7.	2018	9.1
8.	1992	8.6

Note: **Bold** denotes under Dabo Swinney as a full-time head coach.



INDIVIDUAL RECORDS

RUSHING

CARRIES

Game: 36, Jim Shirley vs. NC State, 10-6-1951; Ray Yauger vs. Wake Forest, 10-18-1969; Raymond Priester vs. Maryland, 10-25-1997
Season: 283, Wayne Gallman, 2015
Career: 805, Raymond Priester, 1994-97

CONSECUTIVE CARRIES

Game: 12, Raymond Priester vs. Maryland, 10-25-1997

RUSHING YARDS

Half: 240, Don King vs. Fordham (1st half), 11-8-1952
Game: 263, Raymond Priester vs. Duke, 11-11-1995
Season: 1,658, Travis Etienne, 2018
Career: 3,966, Raymond Priester, 1994-97

RUSHING YARDS PER GAME

Season: 112.1, Raymond Priester, 1996 (1,345 in 12 games)
Career: 89.6, Terry Allen, 1987-89 (2,778 in 31 games)

YARDS PER CARRY

Game: (Min. 5 Carries) 30.4, Ken Moore (5-152) vs. The Citadel, 11-27-1954
Season: (Min. 200 Yards) 9.9, Derrick Hamilton, 2002 (21-208) (Min. 300 Yards) 8.8, Lyn-J Dixon, 2018 (62-547) (Min. 600 Yards) 8.1, Travis Etienne, 2018 (204-1658) (Min. 1,000 Yards) 7.8 by Travis Etienne, 2017, 18 (311-2424) (Min. 2,000 Yards) 7.8 by Travis Etienne, 2017, 18 (311-2424)

100-YARD GAMES

Season: 9, Wayne Gallman, 2015
Career: 17, Wayne Gallman, 2014-16

CONSECUTIVE 100-YARD GAMES

Season: 5, Kenny Flowers, 1985
Career: 5, Raymond Priester (last four games of 1996, first game of 1997); Kenny Flowers, 1985
By a QB: 4, Woodrow Dantzler, 2000

100-YARD GAMES VS. ONE OPPONENT

Career: 3, Kenny Flowers vs. Duke, 1983-85; Wayne Gallman vs. South Carolina, 2014-16

200-YARD GAMES

Season: 2, Terrence Flagler, 1986
Career: 2, Terrence Flagler, 1982-86; Ray Yauger, 1967-69; Raymond Priester, 1994-97; Andre Ellington, 2009-12

RUSHING YARDS IN A SERIES IN A SEASON

2 Games: 387, Terrence Flagler, 1986
3 Games: 520, Woodrow Dantzler, 2000
4 Games: 654, Travis Etienne, 2018
5 Games: 744, Terrence Flagler, 1986
6 Games: 858, Terrence Flagler, 1986

RUSHING YARDS BY A FRESHMAN

Game: 234, Don King vs. Fordham, 11-8-1952
Season: 973, Terry Allen, 1987

RUSHING YARDS BY A QUARTERBACK

Game: 220, Woodrow Dantzler vs. Virginia, 9-23-2000
Season: 1,105, Deshaun Watson, 2015
Career: 2,761, Woodrow Dantzler, 1998-01

RUSHING YARDS BY TWO PLAYERS

Game: 358, Raymond Priester (263) & Nealon Greene (95) vs. Duke, 11-11-1995
Season: 2,632, Wayne Gallman (1,527) & Deshaun Watson (1,105), 2015
Career*: 5,819, Travis Zachery (3,058) & Woodrow Dantzler (2,761), 1998-01

* - two players in the same senior class

RUSHING TOUCHDOWNS

Game: 5, Stumpy Banks vs. Furman, 10-13-1917; Maxcey Welch vs. Newberry, 10-17-1930
Season: 24, Travis Etienne, 2018
Career: 47, James Davis, 2005-08

PASSING

PASSING ATTEMPTS

Half: 46, Rodney Williams vs. NC State (2nd), 10-24-1987
Game: 70, Deshaun Watson vs. Pittsburgh, 11-12-2016
Season: 579, Deshaun Watson, 2016
Career: 1,402, Tajh Boyd, 2010-13

PASSING ATTEMPTS PER GAME

Season: 38.6, Deshaun Watson, 2016 (579 in 15 games)
Career: 31.8, Deshaun Watson, 2014-16 (1,207 in 38 games)

COMPLETIONS

Game: 52, Deshaun Watson vs. Pittsburgh, 11-12-2016
Consecutive Games: 75, Deshaun Watson, vs. Pittsburgh, Wake Forest, 2016
Three Consecutive Games: 102, Deshaun Watson, vs. Pittsburgh, Wake Forest, South Carolina, 2016
Consecutive Games With 20: 6, Charlie Whitehurst, 2003; 6, Deshaun Watson, 2015
Season: 388, Deshaun Watson, 2016
Career: 901, Tajh Boyd, 2010-13

COMPLETIONS PER GAME

Season: 25.9, Deshaun Watson, 2016 (388 in 15 games)
Career: 21.4, Deshaun Watson, 2014-16 (814 in 38 games)

CONSECUTIVE COMPLETIONS

Game: 15, Cullen Harper vs. Central Michigan, 10-20-2007 (last 15); Kelly Bryant vs. Miami (Fla.), 12-2-2017
Season: 19, Deshaun Watson, 2016 (last 9 vs. South Carolina, first 10 vs. Virginia Tech)

CONSECUTIVE GAMES COMPLETING A PASS

Season: 15, Deshaun Watson, 2015, 16; Trevor Lawrence, 2018
Career: 46, Rodney Williams, 1985-88

COMPLETION PERCENTAGE

Game: (Min. 9 Att.) 100.0, Steve Fuller vs. The Citadel, 9-16-1978 (9-9)
(Min. 15 Att.) 95.0, Cole Stoudt vs. SC State, 9-7-2013 (19-20)
(Min. 20 Att.) 95.0, Cole Stoudt vs. SC State, 9-7-2013 (19-20)
Season: (Min. 100 Att.) 68.5, Tajh Boyd, 2013 (283-413)
Career: (Min. 200 Att.) 67.4, Deshaun Watson, 2014-16 (814-1207)

PASSING YARDS

Game: 580*, Deshaun Watson vs. Pittsburgh, 11-12-2016
Season: 4,593*, Deshaun Watson, 2016
Career: 11,904, Tajh Boyd, 2010-13

PASSING YARDS PER GAME

Season: 306.2, Deshaun Watson, 2016
Career: 267.4, Deshaun Watson, 2014-16

PASSING YARDS IN CONSECUTIVE GAMES

2 Games: 789, Tajh Boyd, 2013
3 Games: 1,135, Deshaun Watson, 2016
4 Games: 1,513, Deshaun Watson, 2016
5 Games: 1,783, Deshaun Watson, 2016
6 Games: 2,096, Deshaun Watson, 2016

YARDS PER COMPLETION

Game: (Min. 8 Comp.) 28.0, Tommy Kendrick vs. Virginia, 10-16-1971 (9-252)
Season: (Min. 45 Comp.) 21.3, Bobby Gage, 1947 (47-1002)
Career: (Min. 100 Comp.) 19.9, Bobby Gage, 1945-48 (123-2448)

YARDS PER PASSING ATTEMPT

Game: (Min. 10 Att.) 22.0, Bobby Gage vs. Furman, 11-8-1947 (11-245)
Season: (Min. 100 Att.) 10.70, Deshaun Watson, 2014 (137-1466)
Career: (Min. 200 Att.) 8.81, Bobby Gage, 1945-48 (278-2448)

200-YARD PASSING GAMES

Season: 13, Tajh Boyd, 2011; Deshaun Watson, 2016
Career: 35, Tajh Boyd, 2010-13

300-YARD PASSING GAMES

Season: 7, Tajh Boyd, 2012, 13; Deshaun Watson, 2016
Career: 18, Tajh Boyd, 2010-13

PASSING TOUCHDOWNS

Half: 5, Tajh Boyd vs. Wake Forest, 10-25-2012 (1st); Tajh Boyd vs. Duke, 11-3-2012 (1st); Tajh Boyd vs. The Citadel, 11-23-2013 (1st)
Game: 6, Deshaun Watson vs. North Carolina, 9-27-2014; Deshaun Watson vs. South Carolina, 11-26-2016
Season: 41, Deshaun Watson, 2016
Career: 107, Tajh Boyd, 2010-13

PASSING TOUCHDOWNS PER GAME

Season: 2.73, Deshaun Watson, 2016 (41 in 15 games)
Career: 2.37, Deshaun Watson, 2014-16 (90 in 38 games)

PASS EFFICIENCY RATING

Game: (Min. 10 Att.) 310.7, Bobby Gage vs. Furman, 11-8-1948 (9-11-245-1-2)
(Min. 20 Att.) 261.9, Tajh Boyd vs. Syracuse, 10-5-2013 (20-27-455-2-5)
Season: (Min. 100 Att.) 188.6, Deshaun Watson, 2014
Career: (Min. 300 Att.) 157.6, Trevor Lawrence, 2018

PASSES HAD INTERCEPTED

Game: 5, Don King vs. Auburn, 11-21-1953
Season: 20, Tommy Kendrick, 1969
Career: 46, Charlie Whitehurst, 2002-05

LOWEST INTERCEPTION PERCENTAGE

Season: (Min. 75 Att.) 1.01, Trevor Lawrence, 2018 (1 in 397 attempts)
Career: (Min. 100 Att.) 1.01, Trevor Lawrence, 2018 (4 in 397 attempts)

CONSECUTIVE PASSES WITHOUT AN INTERCEPTION

Start of Career: 165, Cullen Harper, 2005-07
Season: 169, Trevor Lawrence, 2018
Career: 187, Tajh Boyd, 2012-13

WINS AS A STARTING QUARTERBACK

FY Freshman: 11, Trevor Lawrence, 2018
FY Starter: 12, Kelly Bryant, 2017
Season: 14, Deshaun Watson, 2015, 16
Career: 32, Rodney Williams, 1985-88; Tajh Boyd, 2010-13; Deshaun Watson, 2014-16

WINNING PERCENTAGE AS A STARTING QUARTERBACK

Season: 100.0, Homer Jordan, 1981 (12-0)
Career: (Min. 15 Games) 91.4, Deshaun Watson, 2014-16 (32-3)

TOP-25 WINS AS A STARTING QUARTERBACK

Season: 6, Kelly Bryant, 2017
Career: 9, Deshaun Watson, 2014-16

STARTS AT QUARTERBACK

Career: 44, Rodney Williams, 1985-88

CONSECUTIVE STARTS AT QUARTERBACK

Career: 40, Tajh Boyd, 2011-13

TOTAL OFFENSE

TOTAL OFFENSE PLAYS

Game: 79, Tajh Boyd vs. Louisiana State, 12-31-2012
Season: 745, Deshaun Watson, 2016
Career: 1,907, Tajh Boyd, 2010-13 (1,402 passes, 505 rushes)

TOTAL OFFENSE YARDS

Game: 588, Deshaun Watson vs. Pittsburgh, 11-12-2016
Season: 5,219, Deshaun Watson, 2016
Career: 13,069, Tajh Boyd, 2010-13
vs. One Team/Career: 1,255, Tajh Boyd vs. Wake Forest, 2010-13

TOTAL OFFENSE YARDS PER GAME

Season: 347.9, Deshaun Watson, 2015
Career: 318.3, Deshaun Watson, 2014-16

TOTAL OFFENSE YARDS PER PLAY

Game: 12.9, Tajh Boyd vs. Syracuse, 10-5-2013 (35 plays, -5 rush, 455 pass for 450 yards)
Season: 8.3, Deshaun Watson, 2014 (200 plays, 200 rush, 1,466 pass for 1,666 yards)
Career: 7.4, Deshaun Watson, 2014-16 (1,643 plays, 1,931 rush, 10,163 pass for 12,094 yards)
Note: Only quarterbacks listed.

200-YARD TOTAL OFFENSE GAMES

Season: 14, Deshaun Watson, 2015, 16
Career: 36, Tajh Boyd, 2010-13

300-YARD TOTAL OFFENSE GAMES

Season: 11, Deshaun Watson, 2016
Career: 22, Tajh Boyd, 2010-13; Deshaun Watson, 2014-16

100-YARD RUSHING, 300-YARD TOTAL OFFENSE GAMES

Season: 5, Woodrow Dantzler, 2001; Deshaun Watson, 2015
Career: 11, Woodrow Dantzler, 1998-01

INDIVIDUAL RECORDS

RECEIVING

RECEPTIONS

Game: 16, Sammy Watkins vs. Ohio State, 1-3-2014
Season: 101, Sammy Watkins, 2013
Career: 245, Artavis Scott, 2014-16

RECEPTIONS PER GAME

Season: 7.77 by Sammy Watkins, 2013 (101 in 13 games)
Career: 6.67 by Sammy Watkins, 2011-13 (240 in 36 games)

RECEIVING YARDS

Half: 177, Sammy Watkins vs. Wake Forest, 10-25-2012 (1st)
Game: 227, Sammy Watkins vs. Ohio State, 1-3-2014
Season: 1,464, Sammy Watkins, 2013
Career: 3,391, Sammy Watkins, 2011-13

RECEIVING YARDS PER GAME

Season: 112.6 by Sammy Watkins, 2013 (1,464 in 13 games)
Career: 94.2 by Sammy Watkins, 2011-13 (3,391 in 36 games)

100-YARD RECEIVING GAMES

Season: 8, Sammy Watkins, 2013
Career: 15, Sammy Watkins, 2011-13
Consecutive: 3, Charlie Waters, 1969; Tony Horne, 1997; Rod Gardner, 2000; DeAndre Hopkins 2011-12; Sammy Watkins, 2011,13

YARDS PER RECEPTION

Game: (Min. 5 rec.) 35.2, Martavis Bryant vs. Georgia Tech, 11-14-2013 (5-176)
Season: (Min. 10 rec.) 32.1, Gary Cooper, 1988 (13-417)
(Min. 20 rec.) 22.6, Glenn Smith, 1950 (22-498)
Career: (Min. 35 rec.) 22.2, Martavis Bryant, 2011-13 (61-1354)

RECEIVING TOUCHDOWNS

Quarter: 3, DeAndre Hopkins vs. Ball State, 9-8-2012 (2nd); DeAndre Hopkins vs. Duke, 11-3-2012 (1st)
Game: 3, Dreher Gaskin vs. Auburn, 11-21-1953; Tony Horne vs. Texas-El Paso, 10-4-1997; Rod Gardner vs. North Carolina, 10-21-2000; DeAndre Hopkins vs. Ball State, 9-8-2012; DeAndre Hopkins vs. Duke, 11-3-2012; Mike Williams vs. South Carolina, 11-26-2016
Season: 18, DeAndre Hopkins, 2012
Career: 27, DeAndre Hopkins, 2010-12; Sammy Watkins, 2011-13

RECEPTIONS BY A RUNNING BACK

Game: 9, Jamie Harper vs. Florida State, 11-13-2010
Season: 45, Travis Zachery, 2001
Career: 123, C.J. Spiller, 2006-09

RECEIVING YARDS BY A RUNNING BACK

Game: 108, C.J. Spiller vs. Duke, 11-15-2008
Season: 503, C.J. Spiller, 2009
Career: 1,420, C.J. Spiller, 2006-09

RECEPTIONS BY A TIGHT END

Game: 9, John McMakin vs. Florida State, 11-7-1970; Brandon Ford vs. Louisiana State, 12-31-2012
Season: 50, Dwayne Allen, 2011
Career: 112, Jordan Leggett, 2013-16

RECEIVING YARDS BY A TIGHT END

Game: 122, Jordan Leggett vs. Florida State, 10-29-2016
Season: 736, Jordan Leggett, 2016
Career: 1,598, Jordan Leggett, 2013-16

RECEIVING TOUCHDOWNS BY A TIGHT END

Game: 2 by many
Season: 8, Dwayne Allen, 2011; Brandon Ford, 2012; Jordan Leggett, 2015
Career: 18, Jordan Leggett, 2013-16

CONSECUTIVE GAMES WITH A RECEPTION

Career: 43, Hunter Renfrow, 2015-18

INTERCEPTIONS

INTERCEPTIONS

Quarter: 3, Brian Dawkins vs. Duke, 11-11-1995
Game: 3, Kit Jackson vs. Wake Forest, 10-30-1965; Leomont Evans vs. NC State, 9-30-1995; Brian Dawkins vs. Duke, 11-11-1995; Alex Ardley vs. Maryland, 10-14-2000; Michael Hamlin vs. The Citadel, 9-6-2008
Season: 8, Robert O'Neal, 1989; Justin Miller, 2002; DeAndre McDaniel, 2009
Career: 17, Terry Kinard, 1979-82

INTERCEPTION RETURN YARDS

Game: 101, Willie Underwood vs. South Carolina, 11-22-1980
Season: 156, Don Kelley, 1970
Career: 275, Rex Varn, 1976-79

AVERAGE INTERCEPTION RETURN YARDS

Game: (Min. 2) 50.5, Willie Underwood vs. South Carolina, 11-22-1980 (2-101)
Season: (Min. 3) 52.0, Don Kelley, 1970 (3-156)
Career: (Min. 5) 27.5, Rex Varn, 1976-79 (10-275)

INTERCEPTION RETURNS FOR TOUCHDOWNS

Game: 1 by many
Season: 3, Arlington Nunn, 1990
Career: 3, Arlington Nunn, 1987-90

INTERCEPTIONS BY A LINEBACKER

Game: 2, Johnny Rembert vs. Western Carolina, 11-25-1982
Season: 6, Johnny Rembert, 1982
Career: 8, Johnny Rembert, 1981,82

PUNTING

PUNTS

Game: 13, Marion Butler vs. Wake Forest, 10-31-1942; Kevin Laird vs. Florida State, 10-17-1998
Season: 81, David Sims, 1979
Career: 224, Cole Chason, 2003-06

PUNTING AVERAGE

Game: (Min. 3 punts) 55.3, Dale Hatcher vs. Kentucky, 10-2-1982 (3-166)
Season: (Min. 25 punts) 44.5, Chris Gardocki, 1990 (58-2580)
Career: (Min. 50 punts) 43.5, Chris Gardocki, 1988-90 (151-6566)

NET PUNTING AVERAGE

Game: (Min. 4 punts) 51.0, Dawson Zimmerman vs. North Texas, 9-4-2010 (6 punts)
Season: (Min. 25 punts) 42.7, Dale Hatcher, 1984 (54 punts)
Career: (Min. 50 punts) 40.7, Dale Hatcher, 1981-84 (191 punts)

PUNTS OF 50+ YARDS

Game: 6, Banks McFadden vs. Tulane, 9-30-1939 (12 punts)
Season: 22, Banks McFadden, 1939 (65 punts)
Career: 44, Dale Hatcher, 1981-84 (191 punts)

PUNTS INSIDE THE 20

Game: 7, Kevin Laird vs. Louisiana State, 12-28-1996
Season: 28, Bradley Pinion, 2014
Career: 69, Dale Hatcher, 1981-84

PUNTING YARDS

Game: 546, Kevin Laird vs. Virginia Tech, 9-12-1998
Season: 3,468, David Sims, 1979
Career: 8,816, Kevin Laird, 1995-98

PUNT RETURNS

PUNT RETURNS

Game: 10, Shad Bryant vs. Furman, 11-25-1939
Season: 39, Amari Rodgers, 2018
Career: 88, Marion Butler, 1941-43,45

PUNT RETURN YARDS

Game: 167*, Don Kelley vs. Maryland, 10-31-1970 (4 returns)
Season: 487, Shad Bryant, 1938 (27 returns)
Career: 779, Shad Bryant, 1937-39

PUNT RETURN AVERAGE

Game: (Min. 2 Ret.) 51.0, Richie Luzzi vs. Georgia, 9-28-1968 (2-102)
(Min. 4 Ret.) 41.8*, Don Kelley vs. Maryland, 10-31-1970 (4-167)
Season: (Min. 10 Att) 16.9, Bobby Gage, 1948 (12-203)
Career: (Min. 20 Att.) 17.5, Streak Lawton, 1934-36 (26-456)

RETURN YARDS (PR & IR)

Game: 223*, Don Kelley vs. Maryland, 10-31-1970
Season: 545, Don Kelley, 1970
Career: 820, Shad Bryant, 1937-39 (779 PR, 41 IR)

TAKEAWAY RETURN YARDS (FR & IR)

Game: 101, Willie Underwood vs. South Carolina, 11-22-1980
Season: 160, Antwan Edwards, 1998 (104 FR, 56 IR)
Career: 299, Antwan Edwards, 1995-98 (104 FR, 195 IR)

PUNT RETURNS FOR TOUCHDOWN

Game: 1 by many
Season: 2, Shad Bryant, 1938; Don Kelley, 1970; Donnell Woolford, 1987
Career: 2, Shad Bryant, 1937-39; Don Kelley, 1969-71; Donnell Woolford, 1985-88; Justin Miller, 2002-04; Jacoby Ford, 2006-09

BLOCKED KICKS (PUNTS & PLACEKICKS)

Game: 2, Wingo Avery vs. The Citadel, 11-27-1954; Mitch Belton vs. Maryland, 9-23-1989; Rahim Abdullah vs. Auburn, 1-2-1998
Season: 3, Mitch Belton, 1989; Leomont Evans, 1995
Career: 4, Jarvis Jenkins, 2007-10

BLOCKED PUNTS

Quarter: 2, Mitch Belton vs. Maryland (2nd), 9-23-1989
Game: 2, Wingo Avery vs. The Citadel, 11-27-1954; Mitch Belton vs. Maryland, 9-23-1989; Rahim Abdullah vs. Auburn, 1-2-1998
Season: 3, Mitch Belton, 1989
Career: 3, Mitch Belton, 1989,90

BLOCKED PLACEKICKS

Game: 1 by many
Season: 2, Terrance Dixon, 1992; Jarvis Jenkins, 2010; Dexter Lawrence, 2016
Career: 4, Jarvis Jenkins, 2007-10

KICKOFF RETURNS

KICKOFF RETURNS

Game: 7, John Shields vs. Alabama, 1969; Sammy Watkins vs. West Virginia, 2011
Season: 33, Sammy Watkins, 2011
Career: 74, C.J. Spiller, 2006-09

KICKOFF RETURN YARDS

Game: 282, Justin Miller vs. Florida State, 2004 (6 returns)
Season: 826, Sammy Watkins, 2011
Career: 2,052, C.J. Spiller, 2006-09 (74 returns)

KICKOFF RETURNS FOR TOUCHDOWN

Game: 2, Justin Miller vs. Florida State, 2004
Consecutive Games: 2*, C.J. Spiller vs. Duke, Wake Forest, 2007
Season: 4*, C.J. Spiller, 2009
Career: 7*, C.J. Spiller, 2006-09

KICKOFF RETURN AVERAGE

Game: (Min. 2 ret.) 71.5, Derrick Hamilton vs. Maryland, 10-11-2001 (2-153)
Season: (Min 10 ret.) 35.1, Justin Miller, 2002 (13-456)
Career: (Min. 20 ret.) 30.7*, Justin Miller, 2002-04 (50-1534)

SCORING

POINTS

Game: 33, Maxcey Welch vs. Newberry, 1930
Season: 156, Travis Etienne, 2018
Career: 404, Chandler Catanzaro, 2010-13

POINTS PER GAME

Season: 10.4, Travis Etienne, 2018 (156 in 15 games)
Career: 8.4, Travis Etienne, 2017,18 (234 in 28 games)

TOUCHDOWNS

Game: 5, Stumpy Banks vs. Furman, 10-13-1917 (all rushing), Maxcey Welch vs. Newberry, 10-17-1930 (all rushing)
Season: 26*, Travis Etienne, 2018 (24 rushing, 2 receiving)
Career: 51, C.J. Spiller, 2006-09 (32 rushing, 11 receiving, 1 PR, 7 KOR)

TOUCHDOWNS (RUN & PASS)

Game: 8*, Tajh Boyd vs. NC State, 11-17-2012
Season: 50, Deshaun Watson, 2016
Career: 133*, Tajh Boyd, 2010-13

TOUCHDOWNS OF 50+ YARDS

Season: 9, C.J. Spiller, 2009 (1 run, 3 reception, 1 PR, 4 KOR)
Career: 21, C.J. Spiller, 2006-09 (6 run, 7 reception, 1 PR, 7 KOR)

TOUCHDOWNS OF 80+ YARDS

Season: 4, C.J. Spiller, 2009
Career: 11, C.J. Spiller, 2006-09

INDIVIDUAL RECORDS

DIFFERENT WAYS ACCOUNTING FOR A TOUCHDOWN

Season: 5, C.J. Spiller, 2009 (run, pass, reception, PR, KOR)
Career: 5, C.J. Spiller, 2006-09 (run, pass, reception, PR, KOR); Jacoby Ford, 2006-09 (run, pass, reception, PR, KOR)

CONSECUTIVE GAMES WITH A TOUCHDOWN

Season: 14, C.J. Spiller, 2009
Career: 14, C.J. Spiller, 2009

TOUCHDOWN RETURNS

Game: 2, Walt Laraway vs. The Citadel, 11-27-1954 (1 IR, 1 BPR); Justin Miller vs. Florida State, 9-25-2004 (2 KOR); Kourtnei Brown vs. North Carolina, 10-22-2012 (1 IR, 1 FR)
Season: 5, C.J. Spiller, 2009 (1 PR, 4 KOR)
Career: 8, C.J. Spiller, 2006-09 (1 PR, 7 KOR)

LONGEST SCORING LATERAL PLAY

Game: 65, Don Willis to Shad Bryant vs. George Washington, 11-5-1938

FUMBLE RETURN YARDS

Scoring: 93, Antwan Edwards vs. Virginia, 9-19-1998
Non-Scoring: 83, Tim Childers vs. Western Carolina, 1982

EXTRA POINTS MADE

Game: 11, W.C. Forsythe vs. Bingham, 10-20-1898
Season: 76, Greg Huegel, 2018
Career: 217, Greg Huegel, 2015-18

EXTRA POINTS ATTEMPTED

Game: 11, W.C. Forsythe vs. Bingham, 10-20-1898
Season: 78, Greg Huegel, 2018
Career: 227, Greg Huegel, 2015-18

EXTRA POINTS MADE WITHOUT A MISS

Season: 48, Mark Buchholz, 2007
Career: 88, Mark Buchholz, 2007-08

CONSECUTIVE EXTRA POINTS MADE

Career: 88, Mark Buchholz, 2007-08

FIELD GOALS MADE

Game: 6, Jad Dean vs. Texas A&M, 9-3-2005; Richard Jackson vs. Boston College, 9-19-2009
Season: 27, Greg Huegel, 2015
Career: 72*, Nelson Welch, 1991-94

FIELD GOALS ATTEMPTED

Game: 6, Chris Gardocki vs. Georgia Tech, 10-13-1990; Nelson Welch vs. NC State, 10-26-1991; Nelson Welch vs. Maryland, 11-14-1992; Jad Dean vs. Texas A&M, 9-3-2005; Mark Buchholz vs. NC State, 9-22-2007; Richard Jackson vs. Boston College, 9-19-2009
Season: 36, Mark Buchholz, 2007
Career: 102*, Nelson Welch, 1991-94

FIELD-GOAL PERCENTAGE

Game: 100.0, Jad Dean vs. Texas A&M, 9-3-2005 (6-6); Richard Jackson vs. Boston College, 9-19-2009 (6-6)
Season: 94.7, Chandler Catanzaro, 2012 (18-19)
Career: (Min. 20 att.) 82.9, Bob Paulling, 1979,81-83 (34-41)

KICK-SCORING POINTS

Game: 19, Jad Dean vs. Texas A&M, 2005; Richard Jackson vs. Boston College, 2009
Season: 137, Greg Huegel, 2015
Career: 404, Chandler Catanzaro, 2010-13

MULTIPLE FIELD-GOAL GAMES

Season: 9, Greg Huegel, 2015
Career: 25, Nelson Welch, 1991-94

CONSECUTIVE FIELD GOALS MADE

Career: 20, Chandler Catanzaro, 2011-12

CONSECUTIVE GAMES MAKING A FIELD GOAL

Career: 18, Greg Huegel, 2015,16

YARDS ON FIELD GOALS

Game: 217, Richard Jackson vs. Boston College, 9-19-2009
Season: 810, Greg Huegel, 2015
Career: 2,370, Nelson Welch, 1991-94

AVERAGE MADE FIELD GOAL

Game: (Min. 3 made) 48.7, Mark Buchholz vs. Wake Forest, 11-10-2007 (48, 52, 46)
Season: (Min. 10 made) 38.3, Donald Igwebuike, 1984 (16-612)
Career: (Min. 20 made) 38.6, Donald Igwebuike, 1981-84 (32-1237)

FIELD GOALS OF 40+ YARDS

Game: 3, Bob Paulling vs. North Carolina, 11-6-1982; Nelson Welch vs. NC State, 10-29-1991; Mark Buchholz vs. Wake Forest, 11-10-2007; Chandler Catanzaro vs. Troy, 9-3-2011
Season: 10, Chris Gardocki, 1989
Career: 24, Chandler Catanzaro, 2010-13

FIELD GOALS OF 50+ YARDS

Game: 1 by many
Season: 3, Richard Jackson, 2009
Career: 5, Chris Gardocki, 1988-90; Donald Igwebuike, 1981-84

AVERAGE FIELD-GOAL ATTEMPT

Game: (Min. 3) 53.3 by Obed Ariri vs. Pittsburgh, 12-30-1977 (3-160)
Season: (Min. 10 att.) 45.4 by Obed Ariri, 1977 (20-908)
Career: (Min. 30 Att.) 41.7 by Donald Igwebuike, 1981-84 (43-1792)

PERCENTAGE OF FIELD GOALS MADE OF 40+ YARDS

Game: (Min. 3 Made) 100.0 by Bob Paulling vs. North Carolina, 11-6-1982 (3-3); by Mark Buchholz vs. Wake Forest, 11-10-2007 (3-3); Chandler Catanzaro vs. Troy, 9-3-2011
Season: (Min. 8 Made) 100.0 by Donald Igwebuike, 1984 (8-8)
(Min. 10 Made) 81.8 by Nelson Welch, 1992 (9-11)
Career: (Min. 10 Made) 77.1 by Chandler Catanzaro, 2010-13 (24-31)

MISCELLANEOUS

ALL-PURPOSE YARDS

Game: 345, Sammy Watkins vs. Maryland, 2011 (33 rush, 105 receiving, 207 KOR)
Season: 2,680*, C.J. Spiller, 2009 (1,212 rush, 503 receiving, 210 PR, 755 KOR)
Career: 7,588*, C.J. Spiller, 2006-09

ALL-PURPOSE YARDS PER GAME

Season: 191.4*, C.J. Spiller, 2009 (2,680 in 14 games)
Career: 145.9, C.J. Spiller, 2006-09 (7,588 in 52 games)

200-YARD ALL-PURPOSE GAMES

Season: 6, C.J. Spiller, 2009
Career: 8, C.J. Spiller, 2006-09

300-YARD ALL-PURPOSE GAMES

Season: 3, C.J. Spiller, 2009
Career: 3, C.J. Spiller, 2006-09

VICTORIES PLAYED

Career: 55, Cannon Smith, 2015-18; Christian Wilkins, 2015-18

SNAPS BY AN OFFENSIVE LINEMAN

Season: 1,096, Eric Mac Lain, 2015
Career: 3,754, Mitch Hyatt, 2015-18

SNAPS BY A QUARTERBACK

Season: 1,121, Deshaun Watson, 2015
Career: 2,963, Tajh Boyd, 2010-13

SNAPS BY A RUNNING BACK

Season: 798, Wayne Gallman, 2015
Career: 2,329, Raymond Priestler, 1994-97

SNAPS BY A WIDE RECEIVER

Season: 798, Rod Gardner, 1999
Career: 2,408, Aaron Kelly, 2005-08; Hunter Renfrow, 2015-18

SNAPS BY A DEFENSIVE LINEMAN

Season: 784, Kevin Dodd, 2015
Career: 2,441, Christian Wilkins, 2015-18

SNAPS BY A LINEBACKER

Season: 930, Kendall Joseph, 2016
Career: 2,410, Kendall Joseph, 2015-18

SNAPS BY A DEFENSIVE BACK

Season: 993, Coty Sensabaugh, 2011
Career: 2,760, Robert Carswell, 1997-00

* - ACC record; ^ - NCAA record

C.J. SPILLER HAD AN ACC-RECORD
2,680 ALL-PURPOSE YARDS IN 2009.



INDIVIDUAL DEFENSIVE RECORDS

TACKLES

Game: 27, Keith Adams vs. South Carolina, 1999
Season: 186, Keith Adams, 1999
Career: 515, Bubba Brown, 1976-79

FIRST HITS

Game: 18, Keith Adams vs. South Carolina, 1999
Season: 119, Jeff Davis, 1981; Keith Adams, 1999
Career: 295, Jeff Davis, 1978-81

TACKLES BY A LINEMAN

Game: 21, Willie Anderson vs. South Carolina, 1974
Season: 114, Mark Heniford, 1977
Career: 314, Jim Stuckey, 1976-79

TACKLES BY A DEFENSIVE BACK

Game: 20, Charles Hafley vs. Maryland, 2001; Jamaal Fudge vs. Virginia, 2003
Season: 129, Robert Carswell, 1999
Career: 372, Robert Carswell, 1997-00

TACKLES FOR LOSS

Game: 6, Keith Adams vs. Duke, 1999; Andre Branch vs. Virginia Tech, 2011
Season: 35, Keith Adams, 1999
Career: 61, Michael Dean Perry, 1984-87

SACKS

Game: 4, Keith Adams vs. Duke, 1999; Andre Branch vs. Virginia Tech, 2011; Austin Bryant vs. Auburn, 2017
Season: 16, Keith Adams, 1999
Career: 33, Vic Beasley, 2011-14

PASS BREAKUPS

Game: 5, Perry Williams vs. Virginia Tech, 1985
Season: 21, Tye Hill, 2004
Career: 44, Donnell Woolford, 1985-88

PASS BREAKUPS BY A DEFENSIVE LINEMAN

Game: 2, many
Season: 10, Christian Wilkins, 2016
Career: 16, Christian Wilkins, 2015-18

PASSES DEFENDED

Game: 5, Perry Williams vs. Virginia Tech, 1985
Season: 21, Dextra Polite, 1999; Tye Hill, 2004
Career: 54, Donnell Woolford, 1985-88

CAUSED FUMBLES

Game: 2, many
Season: 5, Brandon Maye, 2009
Career: 10, Jeff Davis, 1978-81
10, Ed McDaniel, 1988-91

RECOVERED FUMBLES

Game: 2, many
Season: 4, Ronnie Ducworth, 1968; B.B. Elvington, 1970; Jeff Davis, 1981; William Devane, 1983; Spencer Shuey, 2013
Career: 8, Jeff Davis, 1978-81

FUMBLE RETURN YARDS

Game: 93, Antwan Edwards at Virginia, 1998
Season: 104, Antwan Edwards, 1998
Career: 104, Antwan Edwards, 1995-98

INTERCEPTIONS

Game: 3, Kit Jackson vs. Wake Forest, 1965; Leomont Evans vs. NC State, 1995; Brian Dawkins vs. Duke, 1995; Alex Ardley vs. Maryland, 2000; Michael Hamlin vs. The Citadel, 2008
Season: 8, Robert O'Neal, 1989; Justin Miller, 2002; DeAndre McDaniel, 2009
Career: 17, Terry Kinard, 1979-82

INTERCEPTION RETURN YARDS

Game: 101, Willie Underwood vs. South Carolina, 1980 (2 IR)
Season: 156, Don Kelley, 1970 (3 IR)
Career: 275, Rex Varn, 1976-79 (10 IR)

TAKEAWAYS

Game: 3, many
Season: 9, Robert O'Neal, 1989 (8 IR, 1 FR)
Career: 19, Terry Kinard, 1979-82 (17 IR, 2 FR)

SINGLE-GAME TACKLE BESTS

Rk	Player, Pos.	Opponent	Year	Tac.
1.	Keith Adams, LB	South Carolina	1999	27
2.	Jeff Davis, LB	North Carolina	1980	24
3.	Chad Carson, LB	Wake Forest	2001	23
4.	Bubba Brown, LB	Ohio State	1978	22
	Bubba Brown, LB	NC State	1979	22
	Jeff Davis, LB	Maryland	1980	22
	Chad Carson, LB	Georgia Tech	2000	22
8.	Willie Anderson, MG	South Carolina	1974	21
	Henry Walls, LB	Georgia Tech	1985	21
	John Leake, LB	Maryland	2002	21
11.	Jeff Davis, LB	Tulane	1981	20
	Henry Walls, LB	Boston College	1983	20
	Tim Jones, LB	Duke	1994	20
	Anthony Simmons, LB	South Carolina	1996	20
	Charles Hafley, FS	Maryland	2001	20
	Jamaal Fudge, ROV	Virginia	2003	20

RETURN YARDS ON TAKEAWAYS

Game: 101, Willie Underwood vs. South Carolina, 1980
Season: 160, Antwan Edwards, 1998
Career: 299, Antwan Edwards, 1995-98

TACKLES BY A KICKER

Game: 2, many
Season: 9, Spencer Benton, 2009
Career: 29, Spencer Benton, 2009-12

SPECIAL TEAMS TACKLES*

Game: 7, Chad Speck vs. Georgia Tech, 1999
Season: 26, Rodney Thomas, 2000
Career: 47, Chad Speck, 1997-00; Dorian O'Daniel, 2014-17

* - since 1986 (all other stats are from 1976-18); all stats based on coaches film evaluation

HIGHEST SCORING QUARTERS

CLEMSON

1st	2nd	3rd	4th	Site-Opponent (Score)	Date
---	35	---	---	H - Wake Forest (82-24)	10-31-1981
---	---	35	---	H - North Carolina (59-38)	10-22-2011
---	32	---	---	H - Ball State (52-27)	9-8-2012
28	---	---	---	A - Duke (56-20)	11-3-2012
---	28	---	---	H - Presbyterian College (54-0)	9-23-1950
---	28	---	---	A - Georgia Tech (42-45)	11-13-1999
---	28	---	---	A - Duke (52-22)	9-30-2000
---	28	---	---	N2 - Temple (63-9)	10-12-2006
---	28	---	---	H - Central Michigan (70-14)	10-20-2007
---	28	---	---	A - Wake Forest (42-13)	10-25-2012
---	28	---	---	H - NC State (62-48)	11-17-2012
---	28	---	---	H - The Citadel (52-6)	11-23-2013
---	28	---	---	H - Appalachian State (41-10)	9-12-2015
---	28	---	---	A - Florida State (59-10)	10-27-2018
---	---	28	---	A - Boston College (35-14)	11-11-1950
---	---	28	---	N1 - Louisiana Tech (49-24)	12-31-2001
---	---	28	---	H - Central Michigan (70-14)	10-20-2007
---	---	28	---	H - Louisville (77-16)	11-3-2018
---	---	---	28	H - Auburn (34-0)	11-24-1951
---	---	---	28	H - Furman (42-14)	11-26-1960
---	---	---	28	A - Maryland (49-25)	11-12-1988
---	---	---	28	H - Coastal Carolina (49-3)	10-31-2009
---	27	---	---	H - Presbyterian College (76-0)	9-22-1945
---	---	27	---	A - Virginia (47-0)	9-26-1959
---	---	27	---	A - South Carolina (47-21)	11-22-1997
---	---	---	27	H - Duke (39-22)	10-19-1968
---	---	---	27	H - Boston College (34-7)	9-23-2017
26	---	---	---	H - Presbyterian College (53-13)	9-20-1952
---	---	26	---	H - Presbyterian College (76-0)	9-22-1945
---	---	26	---	H - The Citadel (59-0)	11-27-1954

OPPONENT

1st	2nd	3rd	4th	Site-Opponent (Score)	Date
---	35	---	---	N3 - West Virginia (33-70)	1-4-2012
---	31	---	---	H - Virginia Tech (0-37)	9-12-1998

28	---	---	---	A - NC State (17-42)	11-18-1972
---	28	---	---	A - Wake Forest (17-45)	11-1-2003
---	---	28	---	A - Tulane (13-54)	11-9-1946
---	27	---	---	A - NC State (13-37)	11-19-2011
---	---	---	26	A - Miami (Fla.) (7-39)	10-9-1953
---	---	---	26	A - Wake Forest (35-33)	11-1-1980
25	---	---	---	A - Georgia Tech (6-41)	11-20-1943
---	23	---	---	A - Auburn (0-51)	10-11-1969
---	23	---	---	H - NC State (28-30)	10-24-1987

BOTH TEAMS

1st	2nd	3rd	4th	Site-Opponent (Score)	Date
---	42 (35-7)	---	---	H - Wake Forest (82-24)	10-31-1981
---	---	42 (35-7)	---	H - North Carolina (59-38)	10-22-2011
---	---	---	42 (27-15)	H - Duke (39-22)	10-19-1968
---	---	---	40 (22-18)	H - NC State (39-46)	10-31-1998
---	---	---	40 (16-24)	N4 - Alabama (40-45)	1-11-2016
38 (28-10)	---	---	---	A - Duke (56-20)	11-3-2012
---	38 (3-35)	---	---	N3 - West Virginia (33-70)	1-4-2012
---	---	---	38 (24-14)	A - Duke (34-31)	11-2-2002
---	37 (23-14)	---	---	H - North Carolina (37-29)	11-10-1973
---	---	---	36 (28-8)	H - Furman (42-14)	11-26-1960
---	---	---	36 (28-8)	A - Maryland (49-25)	11-12-1988
35 (21-14)	---	---	---	A - NC State (31-35)	10-9-1999
35 (21-14)	---	---	---	A - Syracuse (37-27)	11-14-2015
---	35 (28-7)	---	---	A - Georgia Tech (42-45)	11-13-1999
---	35 (32-3)	---	---	H - Ball State (52-27)	9-8-2012
---	35 (28-7)	---	---	A - Wake Forest (42-13)	10-25-2012
---	---	35 (28-7)	---	H - Central Michigan (70-14)	10-20-2007
---	---	35 (21-14)	---	H - NC State (62-48)	11-17-2012
---	---	---	35 (9-26)	A - Wake Forest (35-33)	11-1-1980
---	---	---	35 (14-21)	H - South Carolina (31-34)	11-23-1996
---	---	---	35 (14-21)	H - Georgia Tech (24-28)	9-11-2004
---	---	---	35 (21-14)	A - Maryland (40-27)	10-26-2013

N1 - Humanitarian Bowl at Boise, Idaho; N2 - Charlotte, N.C.; N3 - Orange Bowl at Miami Gardens, Fla.; N4 - CFP National Championship Game at Glendale, Ariz.; Note: Highest-scoring overtime for both teams was 26, when Miami (Fla.) (16) defeated Clemson (10) in three overtimes on Sept. 17, 2005.

LONGEST PLAYS

PLAYS/RETURNS BY CLEMSON

Yds	Player(s)	Type	Site - Opp. (Score CU-Opp.)	Date
108	Richie Luzzi	MFG	A - Georgia (13-31)	9-28-1968
102	Don Kelley	INT	H - Duke (10-21)	10-24-1970
100	John Maxwell	KOR	N2 - Cumberland (11-11)	11-26-1903
100	Derrick Hamilton	KOR	A - Maryland (20-37)	11-10-2001
100	Derrick Hamilton	KOR	H - North Carolina (36-28)	10-25-2003
99	Bill Mathis	KOR	A - Georgia Tech (6-16)	10-3-1959
98	Hal Davis	KOR	H - Georgia (16-24)	10-13-1962
98	Doug Thomas	KOR	H - Long Beach St. (59-0)	9-1-1990
98	Doug Thomas	KOR	N3 - Maryland (18-17)	9-15-1990
97	Mark Feller to Craig Brantley	Pass	H - Virginia (28-9)	11-16-1974
97	Justin Miller	KOR	A - Florida State (22-41)	9-25-2004
96	C.J. Spiller	KOR	N4 - Alabama (10-34)	8-30-2008
96	C.J. Spiller	KOR	H - Middle Tennessee (37-14)	9-5-2009
96	Tajh Boyd to Sammy Watkins	Pass	A - Virginia (59-10)	11-2-2013
95	Joe Henderson	KOR	H - Georgia Tech (33-12)	6-26-1987
94	Rex Varn	INT	A - NC State (33-10)	10-28-1978
94	Jacoby Ford	KOR	H - Louisiana Tech (51-0)	9-30-2006
93	Rex Varn	INT	H - Maryland (14-21)	9-10-1977
93	Antwan Edwards	FR	A - Virginia (18-20)	9-19-1998
92	Jacoby Ford	PR	H - Florida Atlantic (54-6)	9-2-2006
92	C.J. Spiller	KOR	A - Maryland (21-24)	10-3-2009
91	Mike Barber	FR	H - Chattanooga (54-3)	10-3-1992
91	Tajh Boyd to Sammy Watkins	Pass	A - Syracuse (49-14)	10-5-2013
90	Shad Bryant	PR	N1 - George Washington (7-7)	10-8-1938
90	Banks McFadden	Run	H - Presbyterian College (18-0)	9-23-1939
90	Bobby Gage	PR	H - NC State (6-0)	10-2-1948
90	Jimmy Quarles	INT	A - Rice (20-14)	9-29-1951
90	Buck George	Run	A - Furman (32-14)	11-17-1951
90	C.J. Spiller	KOR	H - Wake Forest (44-10)	11-10-2007
90	C.J. Spiller	KOR	A - Miami (Fla.) (40-37)	10-24-2009
89	Bobby Gage	KOR	A - Duquesne (34-13)	11-15-1947
89	Wesley McFadden	Run	A - Virginia Tech (22-10)	9-12-1987
89	Darnell Stephens	PR	H - Maryland (40-7)	11-16-1991
89	Derrick Witherspoon	Run	H - Maryland (29-0)	10-30-1993
89	Sammy Watkins	KOR	A - Maryland (56-45)	10-15-2011
89	Tavien Feaster	Run	A - NC State (38-31)	11-4-2017
88	Bobby Gage	Run	H - Presbyterian College (76-0)	9-22-1945
88	Mack Matthews	PR	A - Wake Forest (24-7)	10-6-1962
88	Terrence Flagler	Run	A - Wake Forest (28-20)	11-1-1986
88	Brian Mance	PR	H - Georgia Tech (28-31)	10-28-2000
88	C.J. Spiller	KOR	A - South Carolina (17-34)	11-28-2009
87	Billy Hair	Run	H - Furman (57-2)	11-18-1950
87	Steve Fuller to Jerry Butler	Pass	A - Maryland (28-24)	11-18-1978
87	Andre Ellington	KOR	H - Maryland (31-7)	10-16-2010
86	Justin Miller	KOR	A - Florida State (22-41)	9-25-2004
86n	Van Smith	IR	N5 - Ohio State (31-0)	12-31-2016
85	Don Kelley	PR	A - Maryland (24-11)	10-31-1970
85n	Antwan Edwards	KOR	A - Virginia (18-20)	9-19-1998

N1 - Charlotte, N.C.; N2 - Montgomery, Ala.; N3 - Baltimore, Md.; N4 - Atlanta, Ga.; N5 - Glendale, Ariz. (Fiesta Bowl)

PLAYS/RETURNS BY OPPONENT

Yds	Player(s)	Type	Site - Opp. (Score CU-Opp.)	Date
100	Larry Fallen	KOR	H - Virginia Tech (38-7)	10-7-1978
100	Victor Harris	KOR	H - Virginia Tech (23-41)	10-6-2007
100	T.J. Thorpe	KOR	H - North Carolina (59-38)	10-22-2011
100	Todd Gurley	KOR	A - Georgia (21-45)	8-30-2014
100	Traveon Samuel	KOR	A - Louisville (20-17)	9-17-2015
100	Nyheim Hines	KOR	A - NC State (56-41)	10-31-2015
99	Darrell Blackman	KOR	A - NC State (42-20)	9-22-2007
99	Darwin Cook	FR	N2 - West Virginia (33-70)	1-4-2012
98	Doug Kotar	KOR	H - Kentucky (10-13)	9-11-1971
98	Steve Atkins	Run	A - Maryland (28-24)	11-18-1978
98n	Scott Woerner	INT	A - Georgia (16-20)	9-20-1980
98	Chris Weinke to Marvin Minnis	Pass	A - Florida State (7-54)	11-4-2000
97	Dick Christy	KOR	H - NC State (7-13)	10-5-1957
97	Gene Washington	KOR	A - Georgia (14-31)	9-22-1973
97	Leon Washington	KOR	A - Florida State (31-48)	10-3-2002
96	Quinton McCracken	KOR	H - Duke (49-17)	10-15-1988
96	Jeff Smith	KOR	A - Boston College (33-34)	9-9-2006
95	Kenyan Drake	KOR	N3 - Alabama (40-45)	1-11-2016
94n	Brandon Bennett & Reggie Richardson	KOR	H - South Carolina (7-33)	11-19-1994
94n	Jameis Winston to Nick O'Leary	Pass	H - Florida State (14-51)	10-19-2013
93n	Kevin Marion	KOR	A - Wake Forest (27-17)	10-7-2006
93	Hassan Hall	KOR	H - Louisville (77-16)	11-3-2018
92	John Schultz	KOR	H - Maryland (20-22)	11-15-1975
92	Jon Jeffries	KOR	A - Virginia Tech (22-10)	9-12-1987
91	Fred Gibson	KOR	A - Georgia (28-31)	8-31-2002
90	Floyd Reid	PR	A - Georgia (0-20)	9-28-1945
90	Dick Nolan	PR	H - Maryland (0-20)	10-3-1953
90	Marcus Mickel	KOR	A - Virginia Tech (27-7)	9-16-1989
90	Peter Warrick	PR	H - Florida State (28-35)	9-15-1997
90n	Lamaricus Joyner	KOR	A - Florida State (37-49)	9-22-2012
88	Bernie Faloney	KOR	H - Maryland (0-20)	10-3-1953
87	Dennis Tabron	INT	H - Duke (17-34)	10-18-1980
87n	Kevin Tisdell	KOR	A - Georgia Tech (19-21)	10-13-1990
85	Matt Robinson to Gene Washington	Pass	H - Georgia (0-41)	9-18-1976

85	Gary Schofield to Tim Ryan	Pass	N1 - Wake Forest (21-17)	11-27-1982
85	Jamie Barnette to Torry Holt	Pass	H - NC State (39-46)	10-31-1998
85	Eric King	INT	A - Wake Forest (17-45)	11-1-2003
85	Ben Mauk to Jason Anderson	Pass	H - Wake Forest (37-30)	9-4-2004
85	Jerrard Tarrant	PR	A - Georgia Tech (27-30)	9-10-2009
85	Jamal Golden	INT	A - Georgia Tech (6-28)	11-15-2014

N1 - Tokyo, Japan; N2 - Miami Gardens, Fla. (Orange Bowl); N3 - Glendale, Ariz. (CFP National Championship Game)

RUNS BY CLEMSON

Yds	Player, Pos.	Site - Opp. (Score CU-Opp.)	Date
90	Banks McFadden, TB	H - Presbyterian College (18-0)	9-23-1939
90	Buck George, TB	A - Furman (34-14)	11-17-1951
89	Wesley McFadden, TB	A - Virginia Tech (22-10)	9-12-1987
89	Derrick Witherspoon, TB	H - Maryland (29-0)	10-30-1993
89	Tavien Feaster, RB	A - NC State (38-31)	11-4-2017
88	Bobby Gage, TB	H - Presbyterian College (76-0)	9-22-1945
88	Terrence Flagler, TB	A - Wake Forest (28-20)	11-1-1986
87	Billy Hair, TB	H - Furman (57-2)	11-18-1950
83	C.J. Spiller, RB	N1 - Auburn (20-23)	12-31-2007
82	Chuck McSwain, TB	A - Virginia (48-0)	10-9-1982
81	Jackie Calvert, TB	A - Missouri (34-0)	9-30-1950
81	Derrick Witherspoon, TB	H - Appalachian State (48-0)	9-22-1990
81	Travis Etienne, RB	A - Louisville (47-21)	9-16-2017
80	Jay Washington, TB	A - Georgia Tech (21-29)	9-29-1973
80	C.J. Spiller, RB	H - South Carolina (28-31)	11-25-2006

N1 - Atlanta, Ga.

RUNS BY OPPONENT

Yds	Player	Site - Team (Score CU-Opp.)	Date
98	Steve Atkins	A - Maryland (28-24)	11-18-1978
84	Mike Voight	H - North Carolina (23-27)	11-6-1976
82	Davey Ford	A - Florida State (7-54)	11-4-2000
82	Anthony Allen	A - Georgia Tech (27-30)	9-10-2009
81	Willie Burden	H - NC State (23-31)	11-20-1971
80	Bobby Hall	A - NC State (24-19)	11-2-1968

PASS PLAYS BY CLEMSON

Yds	Players	Site - Opp. (Score CU-Opp.)	Date
97	Mark Fellers to Craig Brantley	H - Virginia (28-9)	11-16-1974
96	Tajh Boyd to Sammy Watkins	A - Virginia (59-10)	11-2-2013
91	Tajh Boyd to Sammy Watkins	A - Syracuse (49-14)	10-5-2013
87	Steve Fuller to Jerry Butler	A - Maryland (28-24)	11-18-1978
83	Charlie Whitehurst to Airese Currie	A - North Carolina (42-12)	11-9-2002
83	Cullen Harper to C.J. Spiller	H - Duke (31-7)	11-15-2008
82	Will Proctor to C.J. Spiller	A - Boston College (33-34)	9-9-2006
81	Joel Wells to Joe Pagliei	A - South Carolina (8-13)	10-21-1954
81	Billy Lott to Perry Tuttle	H - Furman (21-0)	9-8-1979
80	Jimmy Addison to Edgar McGee	A - Wake Forest (23-21)	10-29-1966
80	Willie Jordan to Craig Brantley	A - Georgia Tech (28-33)	9-27-1975
80	Homer Jordan to Perry Tuttle	H - Wofford (45-10)	9-5-1981
80	Nealon Greene to Joe Woods	H - Wake Forest (21-10)	9-28-1996
80	Nealon Greene to Tony Horne	A - Duke (13-6)	10-12-1996

N1 - Richmond, Va.

PASS PLAYS BY OPPONENT

Yds	Players	Site - Team (Score CU-Opp.)	Date
98	Chris Weinke to Marvin Minnis	A - Florida State (7-54)	11-4-2000
94n	Jameis Winston to Nick O'Leary	H - Florida State (14-51)	10-19-2013
85	Matt Robinson to Gene Washington	H - Georgia (0-41)	9-18-1976
85	Gary Schofield to Tim Ryan	N1 - Wake Forest (21-17)	11-27-1982
85	Jamie Barnette to Torry Holt	H - NC State (39-46)	10-18-1998
85	Ben Mauk to Jason Anderson	H - Wake Forest (37-30)	9-4-2004
81	Shawn Jones to Hector Rodriguez	H - Georgia Tech (14-30)	10-14-1989
80	Thad Busby to Peter Warrick	H - Florida State (28-35)	9-20-1997

N1 - Miami, Fla. (Orange Bowl)

PUNT RETURNS BY CLEMSON

Yds	Player	Site - Opp. (Score CU-Opp.)	Date
108*	Richie Luzzi	A - Georgia (13-31)	10-28-1968
92	Jacoby Ford	H - Florida Atlantic (54-6)	9-2-2006
90	Shad Bryant	N1 - Virginia Military (7-7)	10-8-1938
90	Bobby Gage	H - NC State (6-0)	10-2-1948
89	Darnell Stephens	H - Maryland (40-7)	11-16-1991
88	Mack Matthews	A - Wake Forest (24-7)	10-6-1962
88	Brian Mance	H - Georgia Tech (28-31)	10-28-2000
85	Don Kelley	A - Maryland (24-11)	10-31-1970
81	Ken Moore	N1 - Wake Forest (32-20)	10-30-1954

* - missed field goal return; N1 - Charlotte, N.C.; N2 - Savannah, Ga.

PUNT RETURNS BY OPPONENT

Yds	Player	Site - Team (Score CU-Opp.)	Date
90	Floyd Reid	A - Georgia (0-20)	9-29-1945
90	Dick Nolan	H - Maryland (0-20)	10-3-1953
90	Peter Warrick	H - Florida State (28-35)	9-20-1997
85	Jerrard Tarrant	A - Georgia Tech (27-30)	9-10-2009
84n	Carroll McLain	A - South Carolina (28-14)	10-20-1955
82	Eddie Royal	H - Virginia Tech (23-41)	10-6-2007

LONGEST PLAYS

KICKOFF RETURNS BY CLEMSON

Yds	Player	Site - Opp. (Score CU-Opp.)	Date
100	John Maxwell	N1 - Cumberland (11-11)	11-26-1903
100	Derrick Hamilton	A - Maryland (20-37)	11-10-2001
100	Derrick Hamilton	H - North Carolina (36-28)	10-25-2003
99	Bill Mathis	A - Georgia Tech (6-16)	10-3-1959
98	Hal Davis	H - Georgia (16-24)	10-13-1962
98	Doug Thomas	H - Long Beach State (59-0)	9-1-1990
98	Doug Thomas	N2 - Maryland (18-17)	9-15-1990
97	Justin Miller	A - Florida State (22-41)	9-25-2004
96	C.J. Spiller	N3 - Alabama (10-34)	8-30-2008
96	C.J. Spiller	H - Middle Tennessee (37-14)	9-5-2009
95	Joe Henderson	H - Georgia Tech (33-12)	9-26-1987
94	Jacoby Ford	H - Louisiana Tech (51-0)	9-30-2006
92	C.J. Spiller	A - Maryland (21-24)	10-3-2009
90	C.J. Spiller	H - Wake Forest (44-10)	11-10-2007
90	C.J. Spiller	A - Miami (Fla.) (40-37)	10-24-2009
N1 - Montgomery, Ala.; N2 - Baltimore, Md.; N3 - Atlanta, Ga.			

KICKOFF RETURNS BY OPPONENT

Yds	Player	Site - Team (Score CU-Opp.)	Date
100	Larry Fallen	H - Virginia Tech (38-7)	10-7-1978
100	Victor Harris	H - Virginia Tech (23-41)	10-6-2007
100	T.J. Thorpe	H - North Carolina (59-38)	10-22-2011
100	Todd Gurley	A - Georgia (21-45)	8-30-2014
100	Traveon Samuel	A - Louisville (20-17)	9-17-2015
100	Nyheim Hines	A - NC State (56-41)	10-31-2015
99	Darrell Blackman	A - NC State (42-20)	9-22-2007
98	Doug Kotar	H - Kentucky (10-13)	9-11-1971
97	Dick Christy	H - NC State (7-13)	10-5-1957
97	Gene Washington	A - Georgia (14-31)	9-22-1973
97	Leon Washington	A - Florida State (31-48)	10-3-2002
96	Quinton McCracken	H - Duke (49-17)	10-15-1988
96	Jeff Smith	A - Boston College (33-34)	9-9-2006
95	Kenyan Drake	N1 - Alabama (40-45)	1-11-2016
94n	Brandon Bennett & Reggie Richardson	H - South Carolina (7-33)	11-19-1994
93n	Kevin Marion	A - Wake Forest (27-17)	10-7-2006
93	Hassan Hall	H - Louisville (77-16)	11-3-2018
92	John Schultz	H - Maryland (20-10)	11-15-1975
92	Jon Jeffries	A - Virginia Tech (22-10)	9-12-1987
91	Fred Gibson	A - Georgia (28-31)	8-31-2002
N1 - Glendale, Ariz. (CFP National Championship Game)			

INTERCEPTION RETURNS BY CLEMSON

Yds	Player	Site - Opp. (Score CU-Opp.)	Date
102	Don Kelley	H - Duke (10-21)	10-24-1970
94	Rex Varn	A - NC State (33-10)	10-28-1978
93	Rex Varn	H - Maryland (14-21)	9-10-1977
90	Jimmy Quarles	A - Rice (20-14)	9-29-1951
86n	Van Smith	N1 - Ohio State (31-0)	12-31-2016
83n	Tim Childers	H - Western Carolina (21-10)	9-25-1982
82	Jock McKissic	H - South Carolina (28-31)	11-25-2006
N1 - Glendale, Ariz. (Fiesta Bowl)			

INTERCEPTION RETURNS BY OPPONENT

Yds	Player	Site - Team (Score CU-Opp.)	Date
98n	Scott Woerner	A - Georgia (16-20)	9-20-1980
87	Dennis Tabron	H - Duke (17-34)	10-18-1980
85	Eric King	A - Wake Forest (17-45)	11-1-2003
85	Jamal Golden	A - Georgia Tech (6-28)	11-15-2014
83	Ernie Arizzi	H - Maryland (21-6)	11-16-1963
81	Mark Franklin	A - NC State (35-34)	10-27-1984

FIELD GOALS BY CLEMSON

Yds	Player	Site - Opp. (Score CU-Opp.)	Date
61	Spencer Benton	H - Ball State (52-27)	9-8-2012
57	Obed Ariri	H - Wake Forest (26-0)	10-29-1977
57	Chris Gardocki	H - Appalachian State (48-0)	9-22-1990
55	Donald Igwebuike	A - NC State (38-29)	10-23-1982
55	Donald Igwebuike	A - Boston College (16-31)	9-10-1983

53	Donald Igwebuike	H - Duke (54-21)	10-20-1984
53	Chris Gardocki	N1 - Maryland (18-17)	9-15-1990
53	Nelson Welch	A - Maryland (23-53)	11-14-1992
53	Richard Jackson	A - Georgia Tech (27-30)	9-10-2009
52	Eddie Seigler	A - South Carolina (17-7)	11-27-1971
52	Eddie Seigler	A - Maryland (6-31)	11-11-1972
52	Obed Ariri	A - Virginia (27-24)	10-11-1980
52	Donald Igwebuike	H - Wofford (45-10)	9-5-1981
52	Donald Igwebuike	H - Wake Forest (37-14)	11-3-1984
52	Chris Gardocki	H - North Carolina (37-14)	11-5-1988
52	Nelson Welch	A - Georgia Tech (16-20)	9-26-1992
52	David Richardson	A - Wake Forest (33-16)	11-1-1997
52	Mark Buchholz	H - Wake Forest (44-10)	11-10-2007
52	Richard Jackson	H - Boston College (25-7)	9-19-2009
51	Chris Gardocki	A - Maryland (49-25)	11-12-1988
51	Chris Gardocki	H - Duke (26-7)	9-29-1990
51	Richard Jackson	A - Maryland (21-24)	10-3-2009
51	Chandler Catanzaro	H - Georgia Tech (55-31)	11-14-2013
50	Bob Burgess	A - Duke (24-8)	10-10-1973
50	Chandler Catanzaro	A - Florida State (37-49)	9-22-2012
N1 - Baltimore, Md.			

FIELD GOALS BY OPPONENT

Yds	Player	Site - Team (Score CU-Opp.)	Date
60	Kevin Butler	A - Georgia (23-26)	9-22-1984
57	Vince Fusco	H - Duke (18-18)	10-16-1976
55	Dustin Hopkins	A - Florida State (13-16)	11-13-2010
54	Johnny Duncan	A - Georgia Tech (21-10)	10-4-1969
54	Scott Hagler	A - South Carolina (24-17)	11-23-1985
54	Leigh Tiffin	N1 - Alabama (10-34)	8-30-2008
53	Shayne Graham	H - Virginia Tech (0-37)	9-12-1998
53	Matt Brooks	A - Duke (13-16)	11-13-2004
53	Chris Blewitt	H - Pittsburgh (42-43)	11-12-2016
52	Roger Pruett	A - Auburn (13-35)	10-23-1971
52	Sam Swank	H - Wake Forest (44-10)	11-10-2007
52	Graham Gano	A - Florida State (27-41)	11-8-2008
51	John Riley	A - Auburn (21-43)	10-14-1967
51	Kevin Butler	A - Georgia (23-26)	9-22-1984
51	Josh Scobee	H - Louisiana Tech (33-13)	9-7-2002
51	Matt Boshier	A - Miami (Fla.) (40-37)	10-24-2009
51	Andre Szmyt	H - Syracuse (27-23)	9-29-2018
50	Scott Sisson	A - Georgia Tech (16-20)	9-26-1992
50	Bill Hollows	H - Wake Forest (21-10)	9-28-1996
50	Connor Hughes	A - Virginia (10-30)	10-7-2004
50	Roberto Aguayo	A - Florida State (17-23)	9-20-2014
50	Cole Murphy	H - Syracuse (16-6)	10-25-2014
50	Mike Weaver	A - Wake Forest (34-20)	11-6-2014
N1 - Atlanta, Ga.			

PUNTS BY CLEMSON

Yds	Player	Site - Opp. (Score CU-Opp.)	Date
81	Mitch Tyner	H - Texas A&M (15-30)	10-6-1973
79	Dawson Zimmerman	H - North Texas (35-10)	9-4-2010
78	Chris Gardocki	H - South Carolina (24-15)	11-17-1990
76	Dawson Zimmerman	A - Boston College (10-16)	10-30-2010
75	Banks McFadden	A - Army (6-21)	10-2-1937
75	Booty Payne	A - Boston College (26-13)	10-11-1941
75	Jamie Somaini	A - Florida State (7-54)	11-4-2000

PUNTS BY OPPONENT

Yds	Player	Site - Team (Score CU-Opp.)	Date
81	Greg Davis	H - The Citadel (24-0)	10-4-1986
80	Jay Feltz	A - South Carolina (9-13)	11-24-1979
80	Brian Morton	H - Duke (58-7)	11-6-1999
80	Dom Maggio	A - Wake Forest (35-13)	11-19-2016
77	Gerald Burch	A - Georgia Tech (0-13)	11-8-1958
75	Riley Dixon	A - Syracuse (49-14)	10-5-2013

n - non-scoring play

LONGEST OFFENSIVE DRIVES

PLAYS

PL	Date	W-L	Score	Opponent
20	10-7-1978	W	38-7	Virginia Tech
19	9-22-1979	W	12-7	Georgia
19	10-12-2002	L	17-22	Virginia
19	11-19-2005	W	13-9	South Carolina
19	9-29-2007	L	3-13	Georgia Tech

YARDS

Yards	Date	W-L	Score	Opponent
99	9-17-1988	L	21-24	Florida State
99	10-24-1998	L	23-28	Duke
98	12-31-1993	W	14-13	Kentucky
98	10-17-2015	W	34-17	Boston College
98	11-24-2018	W	56-35	South Carolina
97	11-16-1974	W	28-9	Virginia
97	10-14-2000	W	35-14	Maryland
97	9-30-2006	W	51-0	Louisiana Tech
97	11-8-2008	L	27-41	Florida State
97	10-29-2011	L	17-31	Georgia Tech
97	11-24-2018	W	56-35	South Carolina

TIME

Time	Date	W-L	Score	Opponent
10:02	1-7-2019	W	44-16	Alabama
9:47	9-10-2005	W	28-24	Maryland
9:45	9-23-2006	W	52-7	North Carolina
9:34	11-7-1992	W	40-7	North Carolina
9:34	9-17-2011	W	38-24	Auburn
8:49	9-5-1998	W	33-0	Furman
8:48	9-26-1992	L	16-20	Georgia Tech
8:47	11-20-1987	L	7-20	South Carolina
8:39	10-7-1978	W	38-7	Virginia Tech
8:17	10-25-2014	W	16-6	Syracuse
8:15	10-28-1995	W	24-3	Georgia Tech

INDIVIDUAL GAME BESTS

TOTAL OFFENSE YARDS BY CLEMSON

Yds	Rush,Pass	Player	Site - Opp. (Score CU-Opp.)	Date
588	8,580	Deshaun Watson	H - Pittsburgh (42-43)	11-12-2016
529	103,426	Tajh Boyd	H - NC State (62-48)	11-17-2012
517	184,333	Woodrow Dantzler	A - NC State (45-37)	10-13-2001
505	127,378	Tajh Boyd	N1 - Ohio State (40-35)	1-3-2014
478	73,405	Deshaun Watson	N2 - Alabama (40-45)	1-11-2016
473	105,368	Deshaun Watson	A - Syracuse (37-27)	11-14-2015
463	28,435	Deshaun Watson	H - North Carolina (50-35)	9-27-2014
463	43,420	Deshaun Watson	N3 - Alabama (35-31)	1-9-2017
460	63,397	Tajh Boyd	H - Georgia Tech (47-31)	10-6-2012
455	27,428	Tajh Boyd	A - Wake Forest (42-13)	10-25-2012

N1 - Miami Gardens, Fla. (Orange Bowl); N2 - Glendale, Ariz. (CFP National Championship Game); N3 - Tampa, Fla. (CFP National Championship Game)

TOTAL OFFENSE YARDS BY OPPONENT

Yds	Rush,Pass	Player	Site - Team (Score CU-Opp.)	Date
509	-12,521	Chris Weinke	A - Florida State (7-54)	11-4-2000
490	-20,510	Jake Bentley	H - South Carolina (56-35)	11-24-2018
482	102,380	EJ Manuel	A - Florida State (37-49)	9-22-2012
474	-19,493	Mike Glennon	H - NC State (62-48)	11-17-2012
463	33,430	Kellen Mond	A - Texas A&M (28-26)	9-8-2018
457	162,295	Lamar Jackson	H - Louisville (42-36)	10-1-2016
450	-4,454	George Godsey	H - Georgia Tech (28-31)	10-28-2000
446	2,444	Jameis Winston	H - Florida State (14-51)	10-19-2013
433	26,407	Geno Smith	N1 - West Virginia (33-70)	1-4-2012
416	47,369	Chris Rix	H - Florida State (27-41)	11-3-2001

N1 - Miami Gardens, Fla. (Orange Bowl)

TOTAL OFFENSE PLAYS BY CLEMSON

PL	Player	Car-Yds	C-A-Y	Site - Team (Score CU-Opp.)	Date
79	Tajh Boyd	29-22	36-50-346	N1 - Louisiana State (25-24)	12-31-2012
77	Cullen Harper	11-(-4)	38-66-372	H - Virginia Tech (23-41)	10-6-2007
77	Deshaun Watson	21-43	36-56-420	N3 - Alabama (35-31)	1-9-2017
75	Deshaun Watson	5-8	52-70-580	H - Pittsburgh (42-43)	11-12-2016
67	Deshaun Watson	20-73	30-47-405	N2 - Alabama (40-45)	1-11-2016
65	Charlie Whitehurst	13-(-6)	34-52-420	A - Duke (34-31)	11-2-2002
65	Deshaun Watson	13-35	39-52-378	H - NC State (24-17)	10-15-2016
64	Patrick Sapp	9-5	25-55-273	A - Maryland (23-53)	11-14-1992
63	Deshaun Watson	10-55	27-53-292	H - Troy (30-24)	9-10-2016
62	Woodrow Dantzler	22-59	22-40-277	H - Florida State (27-41)	11-3-2001
62	Tajh Boyd	18-103	30-44-426	H - NC State (62-48)	11-17-2012
62	Deshaun Watson	14-105	35-48-368	A - Syracuse (37-27)	11-14-2015

N1 - Atlanta, Ga. (Chick-fil-A Bowl); N2 - Glendale, Ariz. (CFP National Championship Game); N3 - Tampa, Fla. (CFP National Championship Game)

TOTAL OFFENSE PLAYS BY OPPONENT

PL	Player	Car-Yds	C-A-Y	Site - Team (Score CU-Opp.)	Date
75	Lamar Jackson	31-162	27-44-295	H - Louisville (42-36)	10-1-2016
67	Casey Clausen	12-2	31-55-384	N3 - Tennessee (27-14)	1-2-2004
64	D. Bryant	8-(-10)	23-56-283	H - Duke (59-31)	12-1-2001
63	Jay Venuto	7-36	28-56-293	A - Wake Forest (35-33)	11-1-1980
63	George Godsey	6-(-4)	35-57-454	H - Georgia Tech (28-31)	10-28-2000
63	Luke McCown	11-(-5)	25-52-328	N2 - Louisiana Tech (49-24)	12-31-2001
62	Randy Allen	5-(-19)	24-57-197	H - The Citadel (24-0)	10-4-1986
61	Shane Montgomery	5-3	30-56-297	A - NC State (30-10)	10-21-1989
61	Dwight Dasher	19-61	20-42-204	H - Middle Tennessee (37-14)	9-5-2009
60	Dave Brown	12-(-32)	23-48-385	N1 - Duke (33-21)	11-30-1991

N1 - Tokyo, Japan; N2 - Boise, Idaho (Humanitarian Bowl); N3 - Atlanta, Ga. (Peach Bowl)

RUSHING YARDS BY CLEMSON

Yds	Car.	Player	Site - Opp. (Score CU-Opp.)	Date
263	32	Raymond Priestner	H - Duke (34-17)	11-11-1995
260	27	Cliff Austin	H - Duke (49-14)	10-16-1982
234	33	Don King	A - Fordham (12-12)	11-8-1952
233	20	C.J. Spiller	N1 - Georgia Tech (34-39)	12-5-2009
228	25	Andre Ellington	N2 - Auburn (26-19)	9-1-2012
226	21	Wesley McFadden	A - Virginia Tech (22-10)	9-12-1987
220	18	Woodrow Dantzler	A - Virginia (31-10)	9-23-2000
216	21	James Davis	H - Georgia Tech (31-7)	10-21-2006
212	24	Andre Ellington	A - Maryland (56-45)	10-15-2011
210	22	Terrence Flagler	A - Virginia (31-17)	10-11-1986

N1 - Tampa, Fla. (ACC Championship Game); N2 - Atlanta, Ga.

RUSHING YARDS BY OPPONENT

Yds	Car.	Player	Site - Team (Score CU-Opp.)	Date
256	19	Steve Wadiak	A - South Carolina (14-14)	10-19-1950
249	45	James McDougald	A - Wake Forest (20-36)	10-9-1976
230	20	Larry Hopkins	A - Wake Forest (14-20)	10-17-1970
228	28	Mike Voight	A - North Carolina (38-35)	11-8-1975
227	24	Ted Brown	H - NC State (7-45)	10-25-1975
217	16	Brent Cunningham	A - Georgia Tech (7-28)	10-3-1970
214	29	Alvin Blount	N1 - Maryland (23-41)	11-17-1984
204	22	Bubba Bean	H - Texas A&M (15-30)	10-6-1973

N1 - Baltimore, Md.

CARRIES BY CLEMSON

Car.	Yards	Player	Site - Opp. (Score CU-Opp.)	Date
36	133	Jim Shirley	A - NC State (6-0)	10-6-1951

36	202	Ray Yauger	H - Wake Forest (28-14)	10-18-1969
36	204	Raymond Priestner	A - Maryland (20-9)	10-25-1997
35	201	Ray Yauger	H - North Carolina (24-14)	11-16-1968
33	163	Fred Cone	A - Auburn (41-0)	11-25-1950
33	234	Don King	A - Fordham (12-12)	11-8-1952
32	92	Buddy Gore	H - South Carolina (3-7)	11-23-1968
32	143	Terry Allen	A - Duke (17-21)	9-30-1989
32	263	Raymond Priestner	H - Duke (34-17)	11-11-1995

CARRIES BY OPPONENT

Car.	Yards	Player	Site - Team (Score CU-Opp.)	Date
45	249	James McDougald	A - Wake Forest (14-20)	10-9-1976
38	195	Torin Kirtsey	H - Georgia (17-19)	10-7-1995
37	203	Branden Ore	A - Virginia Tech (7-24)	10-26-2006
37	143	Montel Harris	A - Boston College (10-16)	10-30-2010
35	113	Morgan Kane	H - Wake Forest (19-28)	9-26-1998
34	174	Toney Baker	H - NC State (20-14)	11-11-2006
33	131	Morgan Kane	H - Wake Forest (21-10)	9-28-1996
32	184	Don McCauley	H - North Carolina (7-42)	11-14-1970
32	178	Charlie Wysocki	H - Maryland (0-19)	9-15-1979
32	135	Corey Croom	H - Ball State (24-10)	9-5-1992
32	145	Tashard Choice	A - Georgia Tech (3-13)	9-29-2007

PASSING YARDS BY CLEMSON

Yds	Co.-Att.	Player	Site - Opp. (Score CU-Opp.)	Date
580	52-70	Deshaun Watson	H - Pittsburgh (42-43)	11-12-2016
455	20-27	Tajh Boyd	A - Syracuse (49-14)	10-5-2013
435	27-36	Deshaun Watson	H - North Carolina (50-35)	9-27-2014
428	27-38	Tajh Boyd	A - Wake Forest (42-13)	10-25-2012
426	30-44	Tajh Boyd	H - NC State (62-48)	11-17-2012
420	34-52	Charlie Whitehurst	A - Duke (34-31)	11-2-2002
420	27-41	Deshaun Watson	H - Boston College (34-17)	10-17-2015
420	36-56	Deshaun Watson	N2 - Alabama (35-31)	1-9-2017
405	30-47	Deshaun Watson	N1 - Alabama (40-45)	1-11-2016
397	26-41	Tajh Boyd	H - Georgia Tech (47-31)	10-6-2012

N1 - Glendale, Ariz. (CFP National Championship Game); N2 - Tampa, Fla. (CFP National Championship Game)

PASSING YARDS BY OPPONENT

Yds	Comp.-Att.	Player	Site - Team (Score CU-Opp.)	Date
521	27-43	Chris Weinke	A - Florida State (7-54)	11-4-2000
510	32-50	Jake Bentley	H - South Carolina (56-35)	11-24-2018
493	29-53	Mike Glennon	H - NC State (62-48)	11-17-2012
454	35-57	George Godsey	H - Georgia Tech (28-31)	10-28-2000
444	22-34	Jameis Winston	H - Florida State (14-51)	10-19-2013
430	23-40	Kellen Mond	A - Texas A&M (28-26)	9-8-2018
418	27-41	John Kaleo	A - Maryland (23-53)	11-14-1992
407	32-43	Geno Smith	N2 - West Virginia (33-70)	1-4-2012
395	30-54	Terry Harvey	A - NC State (43-22)	9-30-1995
387	23-36	Matt Cavanaugh	N1 - Pittsburgh (3-34)	12-30-1977

N1 - Jacksonville, Fla. (Gator Bowl); N2 - Miami Gardens, Fla. (Orange Bowl)

PASSING ATTEMPTS BY CLEMSON

Att.	Co.	Yds	Player	Site - Opp. (Score CU-Opp.)	Date
70	52	580	Deshaun Watson	H - Pittsburgh (42-43)	11-12-2016
66	38	372	Cullen Harper	H - Virginia Tech (23-41)	10-6-2007
56	36	420	Deshaun Watson	N3 - Alabama (35-31)	1-9-2017
55	25	273	Patrick Sapp	A - Maryland (23-53)	11-14-1992
55	31	288	Charlie Whitehurst	H - Miami (Fla.) (30-36)	9-17-2005
53	21	271	Rodney Williams	H - NC State (28-30)	10-27-1987
53	27	292	Deshaun Watson	H - Troy (30-24)	9-10-2016
52	34	420	Charlie Whitehurst	A - Duke (34-31)	11-2-2002
52	39	378	Deshaun Watson	H - NC State (24-17)	10-15-2016
50	24	301	Brandon Streeter	N1 - Mississippi State (7-17)	12-30-1999
50	36	346	Tajh Boyd	N1 - Louisiana State (25-24)	12-31-2012
48	25	237	Tommy Kendrick	A - Alabama State (13-38)	11-7-1970
48	20	263	Charlie Whitehurst	N2 - Texas Tech (15-55)	12-23-2002

N1 - Atlanta, Ga. (Peach/Chick-fil-A Bowl); N2 - Orlando, Fla. (Tangerine Bowl); N3 - Tampa, Fla. (CFP National Championship Game)

PASSING ATTEMPTS BY OPPONENT

Att.	Co.	Yds	Player	Site - Team (Score CU-Opp.)	Date
57	24	197	Kip Allen	H - The Citadel (24-0)	10-4-1986
57	35	454	George Godsey	H - Georgia Tech (28-31)	10-28-2000
56	28	283	Jay Venuto	A - Wake Forest (35-33)	11-1-1980
56	30	297	Shane Montgomery	H - NC State (30-10)	10-21-1989
56	23	283	D. Bryant	H - Duke (59-31)	12-1-2001
55	31	384	Casey Clausen	N1 - Tennessee (27-14)	1-2-2004
54	30	395	Terry Harvey	A - NC State (43-22)	9-30-1995
53	34	367	Ben Bennett	A - Duke (38-31)	10-15-1983
53	29	493	Mike Glennon	H - NC State (62-48)	11-17-2012

N1 - Atlanta, Ga. (Peach Bowl)

COMPLETIONS BY CLEMSON

Co.	Att.	Yds	Player	Site - Opp. (Score CU-Opp.)	Date
52	70	580	Deshaun Watson	H - Pittsburgh (42-43)	11-12-2016
39	52	378	Deshaun Watson	H - NC State (24-17)	10-15-2016
38	66	372	Cullen Harper	H - Virginia Tech (23-41)	10-6-2007
36	56	420	Deshaun Watson	N3 - Alabama (35-31)	1-9-2017

INDIVIDUAL GAME BESTS

36	50	346	Tajh Boyd	N1 - Louisiana State (25-24)	12-31-2012
35	48	368	Deshaun Watson	A - Syracuse (37-27)	11-14-2015
34	52	420	Charlie Whitehurst	A - Duke (34-31)	11-2-2002
32	48	304	Deshaun Watson	A - Georgia Tech (26-7)	9-22-2016
31	55	288	Charlie Whitehurst	H - Miami (Fla.) (30-36)	9-17-2005
31	40	378	Tajh Boyd	N2 - Ohio State (40-35)	1-3-2014

N1 - Atlanta, Ga. (Chick-fil-A Bowl); N2 - Miami Gardens, Fla. (Orange Bowl); N3 - Tampa, Fla. (CFP National Championship Game)

COMPLETIONS BY OPPONENT

Co.	Att.	Yds	Player	Site - Team (Score CU-Opp.)	Date
35	57	454	George Godsey	H - Georgia Tech (28-31)	10-28-2000
34	53	367	Ben Bennett	A - Duke (38-31)	10-15-1983
33	48	271	Matt Schaub	H - Virginia (30-27)	10-11-2003
32	43	375	Kliff Kingsbury	N1 - Texas Tech (15-55)	12-23-2002
32	43	407	Geno Smith	N3 - West Virginia (33-70)	1-4-2012
32	50	510	Jake Bentley	H - South Carolina (56-35)	11-24-2018
31	46	368	Bruce Gadd	A - Rice (10-29)	9-23-1972
31	55	385	Casey Clausen	N2 - Tennessee (27-14)	1-2-2004
31	47	315	Matt Ryan	H - Boston College (17-20)	11-17-2007
31	50	338	Ryan Finley	A - NC State (38-31)	11-4-2017

N1 - Orlando, Fla. (Tangerine Bowl); N2 - Atlanta, Ga. (Peach Bowl); N3 - Miami Gardens, Fla. (Orange Bowl)

COMPLETION PERCENTAGE BY CLEMSON

Pct.	Co.-Att.	Player	Site - Opp. (Score CU-Opp.)	Date
95.0	19-20	Cole Stoudt	H - SC State (52-13)	9-7-2013
94.1	16-17	Woodrow Dantzler	H - The Citadel (38-0)	9-2-2000
90.9	20-22	Cullen Harper	H - Central Michigan (70-14)	10-20-2007
90.9	10-11	Cole Stoudt	H - Wake Forest (56-7)	9-28-2013
88.2	15-17	Kyle Parker	A - Wake Forest (30-10)	11-20-2010
85.7	12-14	DeChane Cameron	A - South Carolina (41-24)	11-23-1991
85.2	23-27	Woodrow Dantzler	A - NC State (45-37)	10-13-2001
84.6	11-13	Willie Jordan	A - Duke (21-25)	10-18-1975
84.2	16-19	Cullen Harper	H - Furman (38-10)	9-15-2007
82.8	24-29	Tajh Boyd	A - Virginia (59-10)	11-2-2013

Note: Minimum 10 passing attempts.

COMPLETION PERCENTAGE BY OPPONENT

Pct.	Co.-Att.	Player	Site - Team (Score CU-Opp.)	Date
100.0	11-11	Darian Durant	H - North Carolina (3-38)	10-20-2001
84.6	22-26	Terry Jordan	A - NC State (24-17)	10-20-1990
81.8	9-11	Bob Avellini	A - Maryland (6-31)	11-11-1972
81.2	13-16	Mike Cavan	A - Georgia (0-38)	9-26-1970
80.0	16-20	Art Schlichter	N1 - Ohio State (17-15)	12-29-1978
80.0	20-25	Cory Randolph	A - Wake Forest (27-31)	10-1-2005
78.3	18-23	Riley Skinner	A - Wake Forest (27-17)	10-7-2006
77.1	27-35	EJ Manuel	A - Florida State (37-49)	9-22-2012
75.8	25-33	Charlie Ward	A - Florida State (0-57)	9-11-1993
75.0	12-16	Dale Betty	A - Maryland (17-19)	10-15-1960
75.0	18-24	James Stevens	A - Georgia Tech (21-29)	10-29-1973
75.0	9-12	Jeff Grantz	A - South Carolina (20-56)	11-22-1975
75.0	9-12	Rusty LaRue	H - Wake Forest (24-8)	10-29-1994

N1 - Jacksonville, Fla. (Gator Bowl); Note: Minimum 10 passing attempts.

PASSING EFFICIENCY BY CLEMSON

Eff.	Player	C-A-Yds-I-TD	Site - Opp. (Score CU-Opp.)	Date
310.7	Bobby Gage	9-11-245-1-2	A - Furman (42-0)	11-8-1947
282.1	Harvey White	8-10-162-0-2	A - South Carolina (27-0)	10-22-1959
261.9	Tajh Boyd	20-27-455-2-5	A - Syracuse (49-14)	10-5-2013
261.1	Cullen Harper	20-22-273-1-5	H - Central Michigan (70-14)	10-20-2007
253.9	Cullen Harper	16-19-266-0-3	H - Furman (38-10)	9-15-2007
248.8	Nealon Greene	8-11-152-0-2	A - NC State (43-22)	9-30-1995
247.2	Woodrow Dantzler	16-17-192-0-3	H - The Citadel (38-0)	9-2-2000
241.1	Charlie Whitehurst	12-20-274-0-4	A - North Carolina (42-12)	11-9-2002
240.9	Tajh Boyd	16-23-344-3-5	A - Duke (56-20)	11-3-2012
240.4	Jimmy Addison	12-19-283-0-3	H - Virginia (40-35)	9-24-1966

Note: Minimum 10 passing attempts.

PASSING EFFICIENCY BY OPPONENT

Eff.	Player	C-A-Yds-I-TD	Site - Team (Score CU-Opp.)	Date
323.1	Jeff Grantz	9-12-158-0-5	A - South Carolina (20-56)	11-22-1975
270.5	Scotty Glacken	8-12-134-0-4	A - Duke (30-35)	10-19-1963
256.5	Billy Lothridge	7-10-128-1-3	A - Georgia Tech (9-26)	9-22-1962
242.5	Mike Elkins	11-16-213-0-3	A - Wake Forest (38-21)	10-29-1988
226.9	Clyde Walker	10-14-165-1-3	H - Florida State (7-43)	11-1-1975
213.0	Mike Tice	9-13-144-0-2	A - Maryland (7-34)	11-15-1980
207.7	Connor Shaw	14-20-210-0-3	A - South Carolina (13-34)	11-26-2011
205.2	Joe Hamilton	22-30-322-2-5	A - Georgia Tech (42-45)	11-13-1999
203.7	Donovan McNabb	13-23-309-1-3	N1 - Syracuse (0-41)	1-1-1996

N1 - Jacksonville, Fla. (Gator Bowl); Note: Minimum 10 passing attempts.

RECEPTIONS BY CLEMSON

Rec.	Yards	Player	Site - Opp. (Score CU-Opp.)	Date
16	227	Sammy Watkins	N1 - Ohio State (40-35)	1-3-2014
15	202	Mike Williams	H - Pittsburgh (42-43)	11-12-2016
14	163	Sammy Watkins	A - Maryland (40-27)	10-26-2013
13	119	DeAndre Hopkins	N2 - Auburn (26-19)	9-1-2012
13	191	DeAndre Hopkins	N2 - Louisiana State* (25-24)	12-31-2012



CHANSI STUCKEY HAD 11 CATCHES FOR 156 YARDS AGAINST FLORIDA STATE IN 2005.

13	125	Artavis Scott	H - Pittsburgh (42-43)	11-12-2016
12	133	Airese Currie	H - Middle Tennessee (37-14)	9-13-2003
12	73	Artavis Scott	A - Syracuse (37-27)	11-14-2015
12	146	Mike Williams	H - NC State (24-17)	10-15-2016
11	129	Phil Rogers	A - North Carolina (13-17)	11-6-1965
11	111	Rod Gardner	H - Marshall (10-13)	9-4-1999
11	156	Chansi Stuckey	H - Florida State (35-14)	11-12-2005
11	124	Chansi Stuckey	A - Boston College (33-34)	9-9-2006
11	174	Aaron Kelly	H - Virginia Tech (23-41)	10-6-2007
11	100	Tyler Grisham	H - Virginia Tech (23-41)	10-6-2007
11	197	DeAndre Hopkins	A - Boston College (45-31)	9-29-2012
11	110	Sammy Watkins	H - NC State (62-48)	11-17-2012

* - Chick-fil-A Bowl; N1 - Miami Gardens, Fla. (Orange Bowl); N2 - Atlanta, Ga.

RECEPTIONS BY OPPONENT

Rec.	Yards	Player	Site - Opp. (Score CU-Opp.)	Date
14	209	Kelly Campbell	H - Georgia Tech (28-31)	10-28-2000
13	209	Henley Carter	H - Duke (39-22)	10-19-1968
13	149	Wes Chesson	A - Duke (10-21)	10-24-1970
13	132	Mark Militello	A - Duke (38-31)	10-15-1983
12	115	Phil Denfeld	H - Wake Forest (82-24)	10-31-1981

INDIVIDUAL GAME BESTS

12	123	Tavon Austin	N1 - West Virginia (33-70)	1-4-2012
11	131	Larry Seivers	A - Tennessee (19-21)	10-2-1976
11	113	John Tice	A - Maryland (24-22)	11-13-1982
11	114	Joey Gibson	H - Appalachian State (23-12)	9-6-1997
11	225	Torry Holt	H - NC State (39-46)	10-31-1998
11	121	Peter Warrick	H - Florida State (14-17)	10-23-1999
11	78	Wali Lundy	A - Virginia (17-22)	10-12-2002
11	92	Andre Callender	H - Boston College (17-20)	11-17-2007
11	93	Deondre Douglas	H - Troy (30-24)	9-10-2016

N1 - Miami Gardens, Fla. (Orange Bowl)

RECEIVING YARDS BY CLEMSON

Yds	Rec.	Player	Site - Opp. (Score CU-Opp.)	Date
227	16	Sammy Watkins	N1 - Ohio State (40-35)	1-3-2014
202	8	Sammy Watkins	A - Wake Forest (42-13)	10-25-2012
202	15	Mike Williams	H - Pittsburgh (42-43)	11-12-2016
197	11	DeAndre Hopkins	A - Boston College (45-31)	9-29-2012
191	13	DeAndre Hopkins	N2 - Louisiana State (25-24)	12-31-2012
185	7	Artavis Scott	H - South Carolina (35-17)	11-29-2014
182	7	Rod Gardner	A - North Carolina (38-24)	10-21-2000
178	6	Tee Higgins	H - The Citadel (61-3)	11-18-2017
176	5	Martavis Bryant	H - Georgia Tech (55-31)	11-14-2013
175	7	Derrick Hamilton	A - Maryland (7-21)	10-4-2003

N1 - Miami Gardens, Fla. (Orange Bowl); N2 - Atlanta, Ga. (Chick-fil-A Bowl)

RECEIVING YARDS BY OPPONENT

Yds	Rec.	Player	Site - Opp. (Score CU-Opp.)	Date
249	8	Peter Warrick	H - Florida State (28-35)	9-20-1997
225	11	Torry Holt	H - NC State (39-46)	10-31-1998
219	7	Tobais Palmer	H - NC State (62-48)	11-17-2012
210	10	Deebo Samuel	H - South Carolina (56-35)	11-24-2018
209	13	Henley Carter	H - Duke (39-22)	10-19-1968
209	14	Kelly Campbell	H - Georgia Tech (28-31)	10-28-2000
208	5	O.J. Howard	N2 - Alabama (40-45)	1-11-2016
193	8	Alex Amidon	A - Boston College (45-31)	9-29-2012
184	9	Marcus Badgett	A - Maryland (23-53)	11-14-1992
178	10	Delwyn Daire	N1 - Louisiana Tech (49-24)	12-31-2001

N1 - Boise, Idaho (Humanitarian Bowl); N2 - Glendale, Ariz. (CFP National Championship Game)

POINTS BY CLEMSON

Pts	Player	TD	XP	Site - Opp. (Score CU-Opp.)	Date
33	Maxcey Welch	5	3	H - Newberry (75-0)	10-17-1930
30	Stumpy Banks	5	0	A - Furman (38-0)	10-13-1917
24	Boo Armstrong	4	0	A - South Carolina (39-0)	11-2-1918
24	Fred Cone	4	0	A - Auburn (41-0)	11-25-1950
24	Terrence Flagler	4	0	A - Wake Forest (28-20)	11-1-1986
24	Emory Smith	4	0	A - Wake Forest (29-14)	9-16-1995
24	Travis Zachery	4	0	H - Duke (58-7)	11-6-1999
24	Travis Zachery	4	0	H - Duke (59-31)	12-1-2001
24	Chad Jasmin	4	0	A - South Carolina (63-17)	11-22-2003
24	James Davis	4	0	H - North Carolina (52-7)	9-23-2006
24	C.J. Spiller	4	0	N1 - Georgia Tech (34-39)	12-5-2009

N1 - Tampa, Fla. (ACC Championship Game)

POINTS BY OPPONENT

Pts	Player	TD	XP	Site - Opp. (Score CU-Opp.)	Date
24	Kevin McLee	4	0	A - Georgia (7-35)	10-4-1975
24	Ted Brown	4	0	H - N.C.State (7-45)	10-25-1975
24	Torry Holt	4	0	H - NC State (39-46)	10-31-1998
24	LaMont Jordan	4	0	A - Maryland (42-30)	10-16-1999
24	Tavon Austin	4	0	N1 - West Virginia (33-70)	1-4-2012
24	Todd Gurley	4	0	A - Georgia (21-45)	8-30-2014

N1 - Miami Gardens, Fla. (Orange Bowl)

FIELD GOALS BY CLEMSON

FG	Distances	Player	Site - Opp. (Score CU-Opp.)	Date
6	(21, 21, 25, 18, 44, 42)	Jad Dean	H - Texas A&M (25-24)	9-3-2005
6	(23, 33, 32, 52, 42, 35)	Richard Jackson	H - Boston College (25-7)	9-19-2009
5	(31, 42, 32, 46, 41)	Nelson Welch	H - NC State (29-19)	10-26-1991
5	(30, 53, 43, 31, 32)	Nelson Welch	A - Maryland (23-53)	11-14-1992
5	(34, 37, 47, 34, 20)	Nelson Welch	A - North Carolina (28-17)	11-5-1994
5	(38, 42, 18, 20, 47)	Chandler Catanzaro	H - Boston College (36-14)	10-8-2011
4	(49, 26, 24, 57)	Obed Ariri	H - Wake Forest (26-0)	10-29-1979
4	(30, 33, 44, 17)	Obed Ariri	A - North Carolina (19-10)	11-10-1979
4	(19, 45, 39, 30)	Obed Ariri	A - NC State (20-24)	10-25-1980
4	(47, 25, 30, 25)	Chris Gardocki	H - Georgia (34-3)	10-6-1990
4	(38, 20, 45, 44)	Chris Gardocki	A - Georgia Tech (19-21)	10-13-1990
4	(25, 47, 30, 20)	Matt Padgett	A - NC State (19-17)	9-13-1997
4	(52, 34, 30, 35)	David Richardson	A - Wake Forest (33-16)	11-1-1997
4	(25, 22, 39, 24)	David Richardson	H - Furman (33-0)	9-5-1998
4	(47, 22, 38, 37)	Aaron Hunt	H - Louisiana Tech (33-13)	9-7-2002
4	(29, 35, 22, 42)	Aaron Hunt	H - Maryland (12-30)	11-16-2002
4	(23, 35, 32, 37)	Aaron Hunt	H - Florida State (26-10)	11-8-2003
4	(21, 47, 36, 42)	Jad Dean	H - NC State (26-20)	10-30-2004
4	(27, 32, 25, 22)	Jad Dean	H - Maryland (12-13)	11-4-2006
4	(28, 46, 29, 25)	Mark Buchholz	A - NC State (42-20)	9-22-2007
4	(24, 40, 37, 18)	Chandler Catanzaro	N1 - Auburn (26-19)	9-1-2012
4	(31, 29, 25, 24)	Chandler Catanzaro	A - Maryland (40-27)	10-26-2013

N1 - Atlanta, Ga.

YARDS ON FIELD GOALS BY CLEMSON

Yds	Distances	Player	Site - Opp. (Score CU-Opp.)	Date
217	(23, 33, 32, 52, 42, 35)	Richard Jackson	H - Boston College (25-7)	9-19-2009
192	(31, 42, 32, 46, 41)	Nelson Welch	H - NC State (29-19)	10-26-1991
189	(30, 53, 43, 31, 32)	Nelson Welch	A - Maryland (23-53)	11-14-1992
172	(34, 37, 47, 34, 20)	Nelson Welch	A - North Carolina (28-17)	11-5-1994
171	(21, 21, 25, 18, 44, 42)	Jad Dean	H - Texas A&M (25-24)	9-3-2005
165	(38, 42, 18, 20, 47)	Chandler Catanzaro	H - Boston College (36-14)	10-8-2011
156	(49, 26, 24, 57)	Obed Ariri	H - Wake Forest (26-0)	10-29-1979
151	(52, 34, 30, 35)	David Richardson	A - Wake Forest (33-16)	11-1-1997
147	(38, 20, 45, 44)	Chris Gardocki	A - Georgia Tech (19-21)	10-13-1990
146	(21, 47, 36, 42)	Jad Dean	H - NC State (26-20)	10-30-2004
146	(48, 52, 46)	Mark Buchholz	H - Wake Forest (44-10)	11-10-2007

PUNT RETURN YARDS BY CLEMSON

Yds	Returns	Player	Site - Opp. (Score CU-Opp.)	Date
167	4	Don Kelley	A - Maryland (24-11)	10-20-1970
126	5	Donnell Woolford	H - Georgia Tech (33-12)	9-26-1987
119	3	C.J. Spiller	H - Boston College (25-7)	9-19-2009
116	4	Darnell Stephens	H - Maryland (40-7)	11-16-1991
107	8	Adam Humphries	H - Louisville (23-17)	10-11-2014
106	7	Tony Horne	H - Texas-El Paso (39-7)	10-4-1997
105	3	Brian Mance	H - Georgia Tech (28-31)	10-28-2000
102	2	Richie Luzzi	A - Georgia (13-31)	9-27-1969
101	3	Bobby Gage	H - NC State (6-0)	10-2-1948

KICKOFF RETURN YARDS BY CLEMSON

Yds	Returns	Player	Site - Team (Score CU-Opp.)	Date
282	6	Justin Miller	A - Florida State (22-41)	9-25-2004
207	5	Sammy Watkins	A - Maryland (56-45)	10-15-2011
174	5	David Thomas	A - Georgia Tech (9-31)	10-7-1972
160	7	John Shields	H - Alabama (13-38)	10-25-1969
159	6	Dennis Goss	A - North Carolina (13-26)	11-6-1971
158	4	Terrance Roulhac	H - South Carolina (21-21)	11-22-1986
153	2	Derrick Hamilton	A - Maryland (20-37)	11-10-2001
152	4	Justin Miller	H - Maryland (12-30)	11-16-2002
152	4	C.J. Spiller	N1 - Alabama (10-34)	8-30-2008
143	3	Bill Mathis	A - Georgia Tech (6-16)	10-25-1959
143	7	Sammy Watkins	N2 - West Virginia (33-70)	1-4-2012

N1 - Atlanta, Ga.; N2 - Miami Gardens, Fla. (Orange Bowl)

RETURN YARDS (PR, KOR, IR) BY CLEMSON

Yds	Method	Player	Site - Opp. (Score CU-Opp.)	Date
282	(282 KOR)	Justin Miller	A - Florida State (22-41)	9-25-2004
223	(167 PR, 56 IR)	Don Kelley	A - Maryland (24-11)	10-31-1970
207	(207 KOR)	Sammy Watkins	A - Maryland (56-45)	10-15-2011
174	(174 KOR)	David Thomas	A - Georgia Tech (9-31)	10-7-1972
165	(26 PR, 139 KOR)	Marcus Gilchrist	H - South Carolina (7-29)	11-27-2010
161	(9 PR, 152 KOR)	C.J. Spiller	N1 - Alabama (10-34)	8-30-2008
160	(160 KOR)	John Shields	H - Alabama (13-38)	10-25-1969
159	(159 KOR)	Dennis Goss	A - North Carolina (13-26)	11-6-1971
159	(62 PR, 97 KOR)	C.J. Spiller	N2 - Nebraska (21-26)	1-1-2009
159	(63 PR, 96 KOR)	C.J. Spiller	H - Middle Tennessee (37-14)	9-5-2009

N1 - Atlanta, Ga.; N2 - Jacksonville, Fla. (Gator Bowl)

ALL-PURPOSE YARDS BY CLEMSON

Yds	Player	Opponent	Year	Rush	Rec.	PR	KOR
345	Sammy Watkins	Maryland	2011	33	105	0	207
312	C.J. Spiller	Florida State	2009	165	67	9	71
310	C.J. Spiller	at Miami (Fla.)	2009	81	104	---	125
301	C.J. Spiller	Georgia Tech*	2009	233	5	---	63
284	Sammy Watkins	Georgia Tech	2011	7	153	---	124
282	Justin Miller	at Florida State	2004	---	---	---	282
274	Terrence Flagler	at Wake Forest	1986	209	65	---	---
268	Sammy Watkins	Ohio State^	2013	3	227	---	38
267	Tony Horne	Florida State	1997	---	---	131	27
264	Andre Ellington	Boston College	2012	132	3	---	129

* - Tampa, Fla. (ACC Championship Game); ^ - Miami Gardens, Fla. (Orange Bowl)

PUNTING AVERAGE BY CLEMSON

Avg.	Att.-Yds	Player	Site - Opp. (Score CU-Opp.)	Date
55.3	3-166	Dale Hatcher	H - Kentucky (24-6)	10-2-1982
52.0	5-260	Banks McFadden	A - George Washington (13-6)	11-3-1939
51.8	4-207	Dale Hatcher	H - Georgia (16-16)	9-17-1983
51.8	4-207	Will Spiers	A - Louisville (47-21)	9-16-2017
51.5	6-309	Dawson Zimmerman	H - North Texas (35-10)	9-4-2010
51.0	6-306	Dale Hatcher	A - Kentucky (21-3)	10-3-1981
50.8	4-203	Joe Paglieli	H - Maryland (12-25)	11-12-1955
50.3	3-151	Dale Hatcher	A - Duke (38-31)	10-15-1983
50.3	3-151	Jamie Somaini	A - Virginia (31-10)	9-23-2000
50.0	5-250	Chris Gardocki	H - South Carolina (24-15)	11-17-1990
50.0	3-150	Spencer Benton	H - Furman (41-7)	9-15-2012

Note: Minimum three punts.

UNUSUAL STATISTICAL OCCURRENCES

200 RUSHING YARDS & 200 PASSING YARDS IN ONE GAME

Year	Opponent	Site	Rush	Pass	Score
1953	Wake Forest	H	276	204	18-0
1959	Virginia	A	250	224	47-0
1961	Furman	H	206	212	35-6
1973	Virginia	H	275	227	32-27
	Wake Forest	H	300	200	35-8
	North Carolina	A	250	212	37-29
1975	North Carolina	A	214	243	38-35
1976	Georgia Tech	A	248	234	24-24
1978	The Citadel	H	322	245	58-3
	Wake Forest	A	342	208	51-6
	Maryland	A	216	224	28-24
1981	Duke	A	240	323	38-10
	Wake Forest	H	536	220	82-24
1984	Virginia	A	302	233	55-0
	Duke	H	312	235	54-21
	Wake Forest	H	209	201	37-14
1987	Penn State	N1	285	214	35-10
1989	Virginia	H	264	210	34-20
	Wake Forest	H	218	247	44-10
1991	Maryland	H	230	230	40-7
	South Carolina	A	272	231	41-23
1992	North Carolina	H	286	205	40-7
1995	Western Carolina	H	210	212	55-9
	Wake Forest	A	234	239	29-14
1996	Wake Forest	H	264	219	21-10
1997	Appalachian State	H	202	250	23-12
1998	Furman	H	212	202	33-0
1999	North Carolina	H	236	208	31-20
	Maryland	A	290	252	42-30
	Duke	H	239	319	58-7
2000	The Citadel	H	236	222	38-0
	Missouri	H	206	275	62-7
	NC State	H	274	220	34-27
	Duke	A	315	212	52-22
2001	Wofford	H	200	283	38-14
	Georgia Tech	A	248	254	47-44
	NC State	A	234	333	45-37
	Duke	H	328	280	59-31
	Louisiana Tech	N2	273	275	49-24
2002	Ball State	H	203	209	30-7
	North Carolina	A	256	274	42-12
2003	North Carolina	H	219	309	36-28
	South Carolina	A	240	302	63-17
2005	NC State	A	243	246	31-10
	Duke	H	234	216	49-20
2006	Wake Forest	A	214	214	27-17
	Temple	N3	337	222	63-9
2007	NC State	A	340	268	42-20
	Central Michigan	H	341	315	70-14
	South Carolina	A	214	229	23-21
2008	The Citadel	H	252	273	45-17
2009	Florida State	H	241	242	40-24
	NC State	A	254	200	43-23
2010	Presbyterian College	H	212	202	58-21
2011	Wofford	H	215	261	35-27
	Auburn	H	238	386	38-24
	Maryland	A	306	270	56-45
	Virginia Tech	N3	217	240	38-10
2012	Auburn	N4	320	208	26-19
	Boston College	A	209	367	45-31
	Georgia Tech	H	204	397	47-31
	Duke	A	334	384	56-20
	NC State	H	328	426	62-48
2013	Maryland	A	236	304	40-27
	The Citadel	H	208	350	52-6
2014	SC State	H	268	467	73-7
	NC State	H	226	267	41-0
	South Carolina	H	225	266	35-17
2015	Wofford	H	222	311	49-10
	Georgia Tech	H	201	336	43-24
	NC State	A	240	383	56-41
	Florida State	H	215	297	23-13
	Syracuse	A	202	368	37-27
	South Carolina	A	236	279	37-32
	North Carolina	N3	319	289	45-37
	Oklahoma	N5	312	218	37-17
2016	SC State	H	227	328	59-0
	Louisville	H	201	306	42-36
	Boston College	A	230	278	56-10
	Wake Forest	A	254	202	35-13
	South Carolina	H	250	372	56-0
	Ohio State	N	205	265	31-0
2017	Kent State	H	353	312	56-3
	Louisville	A	297	316	47-21
	Georgia Tech	H	221	207	24-10
2018	Furman	H	249	282	48-7
	Georgia Southern	H	309	286	38-7

Georgia Tech	A	248	232	49-21
Wake Forest	A	471	227	63-3
Duke	H	208	251	35-6
South Carolina	H	351	393	56-35
Notre Dame	N6	211	327	30-3

N1 - Orlando, Fla. (Citrus Bowl); N2 - Boise, Idaho (Humanitarian Bowl); N3 - Charlotte, N.C.; N4 - Atlanta, Ga.; N5 - Miami Gardens, Fla. (Orange Bowl); N6 - Arlington, Texas (Cotton Bowl); Note: Clemson's record when totaling at least 200 yards of each is 91-0-1.

THREE 100-YARD RUSHERS IN ONE GAME

Date	Opponent	Site	Players
9-23-1950	Presbyterian College	H	Cone (143), Mathews (131), Calvert (109)
9-30-1950	Missouri	A	Calvert (175), Mathews (120), Cone (111)
11-25-1978	South Carolina	H	Brown (121), Fuller (108), Sims (104)
10-9-1982	Virginia	A	Austin (105), McCall (103), C. McSwain (103)
9-30-2006	Louisiana Tech	H	Davis (143), Spiller (127), D. Chancellor (113)
10-6-2018	Wake Forest	A	Etienne (167), Dixon (163), Choice (128)
11-3-2018	Louisville	H	Etienne (153), Dixon (116), Feaster (101)

TWO 100-YARD RUSHERS IN ONE GAME

Date	Opponent	Site	Players
11-15-1941	Wake Forest	H	Payne (102), Sweatte (101)
11-22-1941	Furman	A	Tinsley (127), Timmons (103)
10-19-1944	South Carolina	A	Tinsley (146), Rogers (117)
9-22-1945	Presbyterian College	H	Gage (145), Reynolds (105)
11-6-1948	Furman	H	Cox (116), Gage (104)
11-18-1950	Furman	H	Cone (145), Hair (141)
9-22-1951	Presbyterian College	H	Hair (174), Gressette (110)
11-17-1951	Furman	A	Gressette (130), George (114)
11-24-1951	Auburn	H	Gressette (174), Hair (113)
11-23-1974	South Carolina	H	Callicutt (197), Fellers (106)
10-23-1982	NC State	A	Austin (109), C. McSwain (129)
10-15-1983	Duke	A	Mack (150), Flowers (112)
10-12-1985	Virginia	H	Driver (121), Flowers (111)
11-2-1985	Wake Forest	H	Flowers (141), Driver (114)
11-23-1985	South Carolina	A	Flowers (136), Driver (114)
10-10-1987	Virginia	H	Allen (183), McFadden (119)
11-14-1987	Maryland	H	Allen (103), McFadden (101)
9-22-1990	Appalachian State	H	Williams (183), Witherspoon (123)
10-12-1991	Virginia	H	Williams (185), Harris (102)
12-1-1991	Duke	N1	Blunt (163), Harris (126)
10-10-1992	Virginia	A	Blunt (141), Solomon (104)
11-12-1994	Georgia Tech	H	Pegues (136), Greene (111)
11-9-1996	Virginia	A	Dunnican (123), Priester (122)
10-7-2000	NC State	H	Zachery (147), Dantzler (103)
12-1-2001	Duke	H	Dantzler (135), Zachery (115)
11-9-2002	North Carolina	A	Rambert (106), T. Hill (105)

10-12-2006	Temple	N2	Davis (138), D. Chancellor (114)
10-21-2006	Georgia Tech	H	Davis (216), Spiller (116)
9-22-2007	NC State	A	Davis (166), Spiller (114)
10-27-2007	Maryland	A	Davis (129), Spiller (106)
9-4-2010	North Texas	H	Ellington (122), Harper (101)
11-17-2012	NC State	H	Ellington (124), Boyd (103)
11-7-2015	Florida State	H	D. Watson (107), Gallman (103)
11-28-2015	South Carolina	A	D. Watson (114), Gallman (102)
12-5-2015	North Carolina	N2	Gallman (187), D. Watson (131)
12-31-2015	Oklahoma	N3	Gallman (150), D. Watson (145)
9-23-2017	Boston College	H	Etienne (113), K. Bryant (106)
N1 - Tokyo, Japan; N2 - Charlotte, N.C.; N3 - Miami Gardens, Fla.			

TWO 100-YARD PASSERS IN ONE GAME

Date	Opponent	Site	Players
11-9-1946	Tulane	A	Leverman (153), Hendley (101)
9-26-1959	Virginia	A	White (104), Shingler (101)
10-19-1963	Duke	A	Parker (246), Ray (118)
11-20-1971	NC State	H	Pengitore (120), Kendrick (107)
9-16-1978	The Citadel	H	Fuller (139), Lott (106)
12-31-2010	South Florida	N	K. Parker (134), Boyd (112)
9-8-2012	Ball State	H	Boyd (229), Stoudt (123)
9-7-2013	SC State	H	Boyd (169), Stoudt (143)
9-6-2014	SC State	H	Stoudt (302), D. Watson (154)
11-5-2016	Syracuse	H	Schuessler (177), D. Watson (169)
11-18-2017	The Citadel	H	K. Bryant (230), H. Johnson (144), Cooper (105)
9-1-2018	Furman	H	T. Lawrence (137), K. Bryant (132)

TWO 100-YARD RECEIVERS IN ONE GAME

Date	Opponent	Site	Players
10-31-1998	NC State	H	Wofford (128), Lawyer (100)
11-2-2002	Duke	A	McKelvey (103), Hamilton (101)
9-4-2004	Wake Forest	H	Currie (152), Stuckey (112)
10-6-2007	Virginia Tech	H	Kelly (174), Grisham (100)
11-17-2012	NC State	H	S. Watkins (110), Ford (101)
10-5-2013	Syracuse	A	S. Watkins (126), Humphries (118)
11-14-2013	Georgia Tech	H	Bryant (176), S. Watkins (104)
12-29-2014	Oklahoma	N	A. Scott (114), M. Williams (112)
11-5-2016	Syracuse	H	Cain (125), M. Williams (106)
11-12-2016	Pittsburgh	H	M. Williams (202), A. Scott (125)
11-18-2017	The Citadel	H	Higgins (178), Cain (140)

100 YARDS IN TWO CATEGORIES IN ONE GAME

Date	Player	Rec.	KOR	PR	Opponent
9-20-1997	Tony Horne	131	109	---	Florida State
10-4-1997	Tony Horne	119	---	106	Texas-El Paso
10-25-2003	Derrick Hamilton	102	100	---	North Carolina
12-31-2007	C.J. Spiller	*112	103	---	Auburn
10-24-2009	C.J. Spiller	104	125	---	Miami (Fla.)
10-15-2011	Sammy Watkins	105	207	---	Maryland
10-29-2011	Sammy Watkins	153	124	---	Georgia Tech
9-29-2012	Andre Ellington	*132	129	---	Boston College

* - rushing

100-YARD INDIVIDUAL RUSHING GAMES

Yds	(Car)	Player	Opponent	Result	Date	Site
263	(32)	Raymond Priestster	Duke	W, 34-17	11-11-1995	H
260	(27)	Cliff Austin	Duke	W, 49-14	10-16-1982	H
234	(33)	Don King	Fordham	T, 12-12	11-8-1952	A
233	(20)	C.J. Spiller	Georgia Tech	L, 34-39	12-5-2009	N
228	(25)	Andre Ellington	Auburn	W, 26-19	9-1-2012	N
226	(32)	Wesley McFadden	Virginia Tech	W, 22-10	9-12-1987	A
220	(18)	Woodrow Dantzler	Virginia	W, 31-10	9-23-2000	A
216	(21)	James Davis	Georgia Tech	W, 31-7	10-21-2006	H
212	(24)	Andre Ellington	Maryland	W, 56-45	10-15-2011	A
210	(30)	Terrence Flagler	Virginia	W, 31-17	10-11-1986	A
209	(22)	Terrence Flagler	Wake Forest	W, 28-20	11-1-1986	A
204	(15)	Buck George	Presbyterian College	W, 53-13	9-20-1952	H
204	(36)	Raymond Priestster	Maryland	W, 20-9	10-25-1997	A
203	(27)	Travis Etienne	Syracuse	W, 27-23	9-29-2018	H
202	(36)	Ray Yaeger	Wake Forest	W, 28-14	10-18-1969	H
201	(35)	Ray Yaeger	North Carolina	W, 24-14	11-16-1968	H
197	(27)	Ken Callicutt	South Carolina	W, 39-21	11-23-1974	H
192	(18)	Butch Butler	Presbyterian College	W, 32-13	9-19-1942	H
191	(27)	Wayne Gallman	South Carolina	W, 35-17	11-29-2014	H
189	(31)	Buddy Gore	South Carolina	W, 23-12	11-25-1967	A
187	(30)	Raymond Priestster	Wake Forest	W, 21-10	9-28-1996	H
187	(28)	Wayne Gallman	North Carolina	W, 45-37	12-5-2015	N
186	(30)	Kevin Mack	Maryland	W, 52-27	11-12-1983	H
185	(20)	Ronald Williams	Virginia	T, 20-20	10-12-1991	H
184	(23)	Woodrow Dantzler	NC State	W, 45-37	10-13-2001	A
183	(27)	Terry Allen	Virginia	W, 38-21	10-10-1987	H
183	(14)	Ronald Williams	Appalachian State	W, 48-0	9-22-1990	H
183	(22)	Woodrow Dantzler	Maryland	W, 42-30	10-16-1999	A
182	(6)	Bobby Gage	Presbyterian College	W, 42-0	9-20-1947	H
179	(13)	Hal Davis	Virginia	W, 29-7	10-31-1964	H
178	(19)	Lester Brown	Virginia	W, 30-14	10-14-1978	A
178	(19)	Cliff Austin	Duke	W, 38-10	10-17-1981	A
177	(26)	Larry Gressette	Auburn	W, 34-0	11-24-1951	H
177	(17)	Terrence Flagler	The Citadel	W, 24-0	10-4-1986	H
175	(14)	Jackie Calvert	Missouri	W, 34-0	9-30-1950	A
175	(24)	Joel Wells	Furman	W, 40-20	11-26-1955	A
175	(25)	Raymond Priestster	Georgia Tech	W, 28-25	10-19-1996	H
174	(14)	Billy Hair	Presbyterian College	W, 53-6	9-22-1951	H
173	(15)	Banks McFadden	Presbyterian College	W, 18-0	9-23-1939	H
172	(19)	Derrick Witherspoon	Maryland	W, 29-0	10-30-1993	H
172	(31)	Wayne Gallman	NC State	W, 56-41	10-31-2015	A
170	(19)	Ken Callicutt	North Carolina	W, 54-32	11-9-1974	H
167	(29)	Terry Allen	North Carolina	W, 37-14	11-5-1988	H
167	(10)	Travis Etienne	Wake Forest	W, 63-3	10-6-2018	A
166	(15)	Woodrow Dantzler	Wake Forest	W, 55-7	9-16-2000	H
166	(24)	James Davis	NC State	W, 42-20	9-22-2007	A
166	(20)	Andre Ellington	Georgia Tech	W, 27-13	10-23-2010	H
165	(22)	C.J. Spiller	Florida State	W, 40-24	11-7-2009	H
165	(22)	Andre Ellington	Wofford	W, 35-27	9-10-2011	H
164	(25)	Woodrow Dantzler	Georgia Tech	W, 47-44 ^(OT)	9-29-2001	A
163	(33)	Fred Cone	Auburn	W, 41-0	11-25-1950	A
163	(25)	Joe Henderson	North Carolina	W, 35-3	11-4-1989	A
163	(24)	Rodney Blunt	Duke	W, 33-21	12-1-1991	N
163	(22)	Raymond Priestster	Maryland	W, 17-0	10-21-1995	A
163	(10)	Lyn-J Dixon	Wake Forest	W, 63-3	10-6-2018	A
162	(16)	Travis Etienne	Georgia Southern	W, 38-7	9-15-2018	H
161	(13)	Ray Mathews	Presbyterian College	W, 69-7	9-17-1949	H
161	(30)	Roderick McDowell	Maryland	W, 40-27	10-26-2013	A
161	(22)	Wayne Gallman	Wake Forest	W, 35-13	11-16-2016	A
160	(19)	Ed Maness	Rhodes	T, 12-12	11-16-1940	A
159	(17)	Louis Solomon	Wake Forest	W, 24-8	10-29-1994	H
159	(12)	Travis Etienne	Pittsburgh	W, 42-10	12-1-2018	N
155	(10)	C.J. Spiller	South Carolina	L, 28-31	11-25-2006	H
154	(28)	Lester Brown	North Carolina	W, 13-9	11-11-1978	H
154	(16)	Terry Allen	Wake Forest	W, 38-21	10-29-1988	A
154	(27)	Raymond Priestster	Wake Forest	W, 29-14	9-16-1995	A
154	(18)	C.J. Spiller	NC State	W, 20-14	11-11-2006	H
153	(8)	Travis Etienne	Louisville	W, 77-16	11-3-2018	H
152	(5)	Ken Moore	The Citadel	W, 59-0	11-27-1954	H
152	(22)	Wade Hughes	Wake Forest	W, 31-0	10-28-1972	A
151	(25)	Chuck McSwain	South Carolina	W, 29-13	11-21-1981	A
151	(25)	Raymond Priestster	Louisiana State	L, 7-10	12-28-1996	N
151	(29)	Travis Zachery	Maryland	W, 35-14	10-14-2000	H
150	(18)	Kevin Mack	Duke	W, 38-31	10-15-1983	A
150	(28)	James Davis	Colorado	W, 19-10	12-27-2005	N
150	(26)	Wayne Gallman	Oklahoma	W, 37-17	12-31-2015	N
150	(28)	Travis Etienne	South Carolina	W, 56-35	11-24-2018	H
148	(27)	Kenny Flowers	Minnesota	L, 13-20	12-21-1985	N
147	(31)	Travis Zachery	NC State	W, 34-27	10-7-2000	H
146	(22)	Sid Tinsley	South Carolina	W, 20-13	10-19-1944	A
146	(23)	Ray Yaeger	Georgia Tech	W, 21-10	10-4-1969	A
146	(11)	Don Testerman	Tennessee	L, 28-29	10-26-1974	A
146	(25)	Marvin Sims	Georgia	W, 12-7	9-22-1979	H
146	(30)	Raymond Priestster	NC State	W, 40-17	11-16-1996	H
145	(19)	Fred Cone	Furman	W, 57-2	11-18-1950	H
145	(24)	Terry Allen	Virginia	W, 10-7	10-8-1988	A
145	(27)	James Davis	South Carolina	W, 13-9	11-19-2005	A
145	(24)	Dashaun Watson	Oklahoma	W, 37-17	12-31-2015	N

100-YARD RUSHING GAMES

Player	Years	Gms	James Davis	2005-08	14
Wayne Gallman	2014-16	17	C.J. Spiller	2006-09	12
Raymond Priestster	1994-97	15	Andre Ellington	2009-12	12

144	(8)	Bobby Gage	Presbyterian College	W, 76-0	9-22-1945	H
144	(31)	Hugh Mauldin	TCU	W, 3-0	10-23-1965	H
143	(22)	Fred Cone	Presbyterian College	W, 54-0	9-23-1950	H
143	(32)	Terry Allen	Duke	L, 17-21	9-30-1989	A
143	(12)	James Davis	NC State	W, 31-10	10-13-2005	A
143	(11)	James Davis	Louisiana Tech	W, 51-0	9-30-2006	H
143	(27)	Jamie Harper	Florida State	L, 13-16	11-13-2010	A
142	(24)	Jamie Harper	Wake Forest	W, 30-10	11-20-2010	A
141	(18)	Bobby Gage	Auburn	W, 34-18	11-22-1947	H
141	(20)	Billy Hair	Furman	W, 57-2	11-18-1950	H
141	(31)	Ray Yaeger	Duke	L, 27-34	11-8-1969	A
141	(23)	Kenny Flowers	Wake Forest	W, 26-10	11-2-1985	H
141	(16)	Rodney Blunt	Virginia	W, 29-28	10-10-1992	A
141	(17)	Travis Zachery	Duke	W, 58-7	11-6-1999	H
140	(13)	Mike O'Cain	NC State	L, 21-38	10-23-1976	A
140	(22)	Andre Ellington	Auburn	W, 23-12 ^(OT)	9-18-2010	A
139	(15)	Fred Cone	Duquesne	W, 33-20	11-12-1949	H
139	(28)	Ray Yaeger	Maryland	W, 16-0	11-9-1968	A
139	(22)	Terrence Flagler	Western Carolina	W, 44-10	9-3-1983	H
139	(24)	Wayne Gallman	Louisville	W, 20-17	9-17-2015	A
138	(25)	Wade Hughes	Virginia	W, 37-21	10-21-1972	H
138	(23)	Raymond Priestster	Appalachian State	W, 23-12	9-6-1997	H
138	(9)	James Davis	Temple	W, 63-9	10-12-2006	N
137	(11)	Jim Whitmire	Wake Forest	L, 12-41	10-30-1943	H
137	(17)	Harold Goggins	South Carolina	L, 20-56	11-22-1975	A
137	(18)	Raymond Priestster	South Carolina	L, 31-34	11-23-1996	H
136	(16)	Ed Maness	Furman	W, 13-7	11-23-1940	A
136	(18)	Bobby Gage	Duquesne	W, 34-13	11-15-1947	A
136	(9)	Smiley Sanders	Wake Forest	W, 35-8	11-3-1973	H
136	(20)	Kenny Flowers	Maryland	L, 23-41	11-17-1984	A
136	(26)	Kenny Flowers	South Carolina	W, 24-17	11-23-1985	A
136	(28)	Lamont Pegues	Georgia Tech	W, 20-10	11-12-1994	H
135	(28)	Buddy Gore	Georgia Tech	L, 21-24	10-5-1968	A
135	(19)	Woodrow Dantzler	Duke	W, 59-31	12-1-2001	H
134	(28)	Lester Brown	Georgia Tech	W, 31-14	9-24-1977	A
134	(17)	Terry Allen	Duke	W, 49-17	10-15-1988	H
134	(24)	Antwuan Wyatt	Maryland	W, 13-0	10-1-1994	H
134	(22)	Woodrow Dantzler	Duke	W, 52-22	9-30-2000	A
133	(36)	Jim Shirley	NC State	W, 6-0	10-6-1951	A
132	(25)	Andre Ellington	Boston College	W, 45-31	9-29-2012	A
132	(22)	Roderick McDowell	Georgia	W, 38-35	8-31-2013	H
131	(14)	Ray Mathews	Presbyterian College	W, 54-0	9-23-1950	H
131	(14)	Jackie Calvert	Wake Forest	W, 13-12	10-28-1950	A
131	(31)	Buddy Gore	North Carolina	W, 17-0	11-4-1967	A
131	(26)	Stacey Driver	Georgia Tech	L, 21-28	9-29-1984	A
131	(20)	Joe Henderson	Wake Forest	W, 31-17	10-31-1987	H
131	(24)	Dashaun Watson	North Carolina	W, 45-37	12-5-2015	N
130	(28)	Larry Gressette	Furman	W, 34-14	11-17-1951	A
130	(17)	Hugh Mauldin	Furman	W, 28-0	9-19-1964	H
130	(25)	Buddy Gore	South Carolina	W, 35-10	11-26-1966	H
130	(20)	Terry Allen	Florida State	W, 34-23	9-9-1989	A
130	(15)	Chad Jasmin	Tennessee	W, 27-14	1-2-2004	N
129	(18)	Buddy Gore	Maryland	W, 28-7	11-11-1967	H
129	(14)	Chuck McSwain	NC State	W, 38-29	10-23-1982	A
129	(28)	Travis Zachery	North Carolina	W, 31-20	10-2-1999	H
129	(29)	James Davis	Maryland	W, 30-17	10-27-2007	A
128	(23)	Ronald Williams	Georgia	W, 34-3	10-6-1990	H
128	(23)	Reggie Merriweather	Georgia Tech	L, 9-10	10-29-2005	A
128	(10)	Adam Choice	Wake Forest	W, 63-3	10-6-2018	A
127	(8)	Shad Bryant	George Washington	W, 13-6	11-3-1939	A
127	(7)	Sid Tinsley	Furman	W, 34-6	11-22-1941	A
127	(16)	Billy Hair	Boston College	W, 13-0	10-31-1952	A
127	(10)	Warren Ratchford	South Carolina	W, 28-9	11-20-1976	H
127	(12)	Dexter McCleon	Virginia	W, 23-14	11-13-1993	H
127	(15)	C.J. Spiller	Louisiana Tech	W, 51-0	9-30-2006	H
127	(20)	Tajh Boyd	Ohio State	W, 40-35	1-3-2014	N
126	(12)	Rudy Harris	Duke	W, 33-21	12-1-1991	N
126	(17)	James Davis	Maryland	L, 17-20	9-27-2008	H
125	(18)	Joel Wells	Colorado	L, 21-27	1-1-1957	N
125	(29)	Doug Cline	Wake Forest	W, 33-31	11-21-1959	H
125	(21)	Lester Brown	Virginia	W, 17-7	10-6-1979	H
125	(21)	Stacy Driver	NC State	W, 39-10	10-26-1985	H
125	(28)	Reggie Merriweather	South Carolina	W, 29-7	11-20-2004	H
125	(20)	Andre Ellington	Virginia Tech	W, 38-10	12-3-2011	N
124	(11)	Billy Hair	Boston College	W, 35-14	11-11-1950	A
124	(18)	Jay Washington	Georgia Tech	L, 21-29	9-29-1973	A
124	(18)	Kenny Flowers	Georgia Tech	W, 41-14	9-24-1983	H
124	(25)	Stacey Driver	Wake Forest	W, 24-17	10-29-1983	H
124	(25)	Tracy Johnson	North Carolina	W, 13-10	11-7-1987	A
124	(20)	Ronald Williams	South Carolina	W, 24-15	11-17-1990	H
124	(22)	Andre Ellington	NC State	W, 62-48	11-17-2012	H

100-YARD INDIVIDUAL RUSHING GAMES

123	(10)	Derrick Witherspoon	Appalachian State	W, 48-0	9-22-1990	H	109	(25)	Cliff Austin	NC State	W, 38-29	10-23-1982	A
123	(13)	Kelton Dunnican	Virginia	W, 24-16	11-9-1996	A	109	(13)	Kevin Mack	Virginia	W, 42-21	10-8-1983	H
123	(30)	Wayne Gallman	Auburn	W, 19-13	9-3-2016	A	109	(9)	Wayne Gallman	Boston College	W, 56-10	10-7-2016	A
122	(22)	Buddy Gore	Wake Forest	W, 23-6	9-23-1967	H	109	(14)	Travis Etienne	Notre Dame	W, 30-3	12-29-2018	N
122	(20)	Raymond Priester	Virginia	W, 24-16	11-9-1996	A	108	(8)	Bobby Payne	Virginia Military	W, 36-7	9-27-1941	A
122	(23)	James Davis	South Carolina	W, 23-21	11-24-2007	A	108	(22)	Joel Wells	Virginia Tech	W, 21-6	11-3-1956	H
122	(12)	Andre Ellington	North Texas	W, 35-10	9-4-2010	H	108	(13)	Rudy Hayes	Duke	L, 6-7	11-16-1957	A
122	(11)	Travis Etienne	Georgia Tech	W, 49-21	9-22-2018	A	108	(22)	Ricky Gilstrap	Maryland	W, 20-14	11-13-1971	H
121	(15)	Jim Whitmire	Presbyterian College	L, 12-13	9-25-1943	H	108	(16)	Steve Fuller	South Carolina	W, 41-23	11-25-1978	H
121	(18)	Ken Callicutt	South Carolina	L, 20-32	11-24-1973	A	108	(17)	Ronald Williams	Georgia Tech	L, 19-21	10-13-1990	A
121	(27)	Lester Brown	South Carolina	W, 41-23	11-25-1978	H	108	(14)	Ronald Williams	Appalachian State	W, 34-0	9-7-1991	H
121	(25)	Stacey Driver	Virginia	W, 27-24	10-12-1985	H	108	(17)	Reggie Merriweather	Temple	W, 37-7	10-22-2005	H
121	(16)	Kenny Flowers	Duke	W, 21-9	10-19-1985	A	108	(21)	Roderick McDowell	The Citadel	W, 52-6	11-23-2013	H
120	(13)	Banks McFadden	George Washington	W, 27-0	11-5-1938	A	107	(20)	Chuck McSwain	Kentucky	W, 21-3	10-3-1981	A
120	(21)	Butch Butler	George Washington	L, 0-7	11-7-1942	H	107	(13)	James Davis	The Citadel	W, 45-17	9-6-2008	H
120	(18)	Ray Mathews	Missouri	W, 34-0	9-30-1950	A	107	(17)	Andre Ellington	Miami (Fla.)	L, 21-30	10-2-2010	H
120	(18)	Chuck McSwain	Duke	W, 28-10	10-20-1979	A	107	(16)	Deshawn Watson	Florida State	W, 23-13	11-7-2015	H
120	(22)	Kenny Flowers	Maryland	L, 31-34	11-16-1985	H	106	(30)	Charlie Timmons	Boston College	W, 26-13	10-11-1941	A
120	(26)	Woodrow Dantzler	Georgia Tech	L, 42-45	11-13-1999	A	106	(10)	Walt Stewart	Presbyterian College	W, 34-0	9-23-1944	H
119	(25)	Buddy Gore	Maryland	W, 14-10	11-12-1966	A	106	(15)	Fred Cone	NC State	W, 6-0	10-2-1948	H
119	(11)	Kenny Flowers	Duke	W, 54-21	10-20-1984	H	106	(22)	Joel Wells	Furman	W, 28-7	12-1-1956	H
119	(18)	Wesley McFadden	Virginia	W, 38-21	10-10-1987	H	106	(18)	Mark Fellers	South Carolina	W, 39-21	11-23-1974	H
119	(20)	Woodrow Dantzler	Wake Forest	W, 21-14	10-27-2001	A	106	(13)	Steve Fuller	Virginia Tech	W, 38-7	10-7-1978	H
118	(10)	Shad Bryant	South Carolina	W, 34-12	10-20-1938	A	106	(19)	Bernard Rambert	North Carolina	W, 42-12	11-9-2002	A
118	(20)	Dewey Quinn	Furman	W, 20-6	11-16-1946	H	106	(17)	C.J. Spiller	Maryland	W, 30-17	10-27-2007	A
118	(16)	Smiley Sanders	The Citadel	W, 13-0	9-9-1972	H	106	(9)	C.J. Spiller	Wake Forest	W, 38-3	10-17-2009	H
118	(23)	Rodney Blunt	Wake Forest	L, 15-18	10-31-1992	A	106	(19)	Wayne Gallman	Wake Forest	W, 34-20	11-6-2014	A
118	(17)	Raymond Priester	Furman	W, 19-3	9-7-1996	H	106	(22)	Kelly Bryant	Boston College	W, 34-7	9-23-2017	H
118	(8)	James Davis	Duke	W, 47-10	11-3-2007	A	105	(29)	Don Willis	Wake Forest	W, 7-0	10-28-1938	A
118	(22)	Wayne Gallman	Miami (Fla.)	W, 58-0	10-24-2015	A	105	(5)	Jim Reynolds	Presbyterian College	W, 76-0	9-22-1945	H
117	(22)	Billy Rogers	South Carolina	W, 20-13	10-19-1944	A	105	(14)	Harvey White	Vanderbilt	W, 12-7	10-11-1958	A
117	(29)	Fred Cone	South Carolina	T, 14-14	10-19-1950	A	105	(22)	Buddy Gore	Wake Forest	W, 23-21	10-29-1966	A
117	(25)	Buddy Gore	Virginia	W, 40-35	9-24-1966	H	105	(15)	Cliff Austin	Virginia	W, 48-0	10-9-1982	A
117	(25)	Buddy Gore	Alabama	L, 14-21	10-26-1968	A	105	(11)	Terry Allen	Penn State	W, 35-10	1-1-1988	N
117	(24)	Lester Brown	NC State	W, 33-10	10-28-1978	A	105	(16)	Joe Henderson	Virginia	W, 34-20	10-7-1989	H
117	(20)	Lester Brown	Wake Forest	W, 51-6	11-4-1978	A	105	(21)	Rodney Blunt	North Carolina	W, 40-7	11-7-1992	H
117	(23)	Cliff Austin	South Carolina	W, 24-6	11-20-1982	H	105	(17)	Travis Zachery	South Carolina	W, 31-21	11-20-1999	A
117	(18)	DeChane Cameron	North Carolina	W, 21-6	11-9-1991	A	105	(14)	Tye Hill	North Carolina	W, 42-12	11-9-2002	A
117	(22)	Andre Ellington	Boston College	W, 36-14	10-8-2011	H	105	(14)	Deshawn Watson	Syracuse	W, 37-27	11-14-2015	A
116	(11)	Carol Cox	Furman	W, 41-0	11-6-1948	H	105	(7)	Tavien Feaster	NC State	W, 38-31	11-4-2017	A
116	(17)	Joel Wells	South Carolina	W, 28-14	10-20-1955	A	104	(9)	Ray Mathews	South Carolina	L, 19-21	10-23-1947	A
116	(12)	Chuck McSwain	North Carolina	L, 19-24	11-8-1980	H	104	(12)	Bobby Gage	Furman	W, 41-0	11-6-1948	H
116	(18)	Cliff Austin	Kentucky	W, 24-6	10-2-1982	H	104	(9)	Billy Hair	Duquesne	W, 53-20	11-4-1950	H
116	(21)	Joe Henderson	Georgia Tech	W, 30-13	9-24-1988	A	104	(15)	Tony Mathews	Wake Forest	W, 21-9	11-2-1974	A
116	(20)	DeChane Cameron	South Carolina	W, 41-24	11-23-1991	A	104	(15)	Marvin Sims	South Carolina	W, 41-23	11-25-1978	H
116	(16)	Louis Solomon	Virginia	W, 29-28	10-10-1992	A	104	(21)	Homer Jordan	NC State	W, 17-7	10-24-1981	H
116	(16)	C.J. Spiller	Georgia Tech	W, 31-7	10-21-2006	H	104	(16)	Louis Solomon	Duke	W, 21-6	10-17-1992	H
116	(10)	Andre Ellington	West Virginia	L, 33-70	1-4-2012	N	104	(18)	Reggie Merriweather	Duke	W, 49-20	11-5-2005	H
116	(4)	Lyn-J Dixon	Louisville	W, 77-16	11-3-2018	H	104	(9)	C.J. Spiller	Wake Forest	W, 27-17	10-7-2006	A
115	(27)	Charlie Timmons	Boston College	W, 6-3	1-1-1940	N	103	(19)	Charlie Timmons	Furman	W, 34-6	11-22-1941	A
115	(14)	Travis Zachery	Duke	W, 59-31	12-1-2001	H	103	(9)	Billy Poe	Tulane	W, 47-20	11-17-1945	A
115	(13)	Wayne Gallman	Georgia Tech	W, 43-24	10-10-2015	H	103	(9)	Jackie Calvert	NC State	W, 27-0	10-7-1950	H
114	(8)	Buck George	Furman	W, 34-14	11-17-1951	A	103	(21)	Billy O'Dell	Wake Forest	W, 19-13	10-29-1955	H
114	(28)	Stacey Driver	Wake Forest	W, 26-10	11-2-1985	H	103	(18)	Jeff McCall	Virginia	W, 48-0	10-9-1982	A
114	(24)	Stacey Driver	South Carolina	W, 24-17	11-23-1985	A	103	(6)	Chuck McSwain	Virginia	W, 48-0	10-9-1982	A
114	(16)	Terrence Flagler	North Carolina	W, 38-10	11-8-1986	H	103	(17)	Terry Allen	Maryland	W, 45-16	11-14-1987	H
114	(20)	Reggie Merriweather	Miami (Fla.)	W, 24-17 ^(OT)	11-6-2004	A	103	(18)	Rodney Blunt	Wake Forest	W, 28-10	11-2-1991	H
114	(21)	Demerick Chancellor	Temple	W, 63-9	10-12-2006	N	103	(25)	Woodrow Dantzler	NC State	W, 34-27	10-7-2000	H
114	(21)	C.J. Spiller	NC State	W, 42-20	9-22-2007	A	103	(18)	Tajh Boyd	NC State	W, 62-48	11-17-2012	H
114	(21)	Deshawn Watson	South Carolina	W, 37-32	11-28-2015	A	103	(22)	Wayne Gallman	Florida State	W, 23-13	11-7-2015	H
113	(19)	Billy Hair	Auburn	W, 34-0	11-24-1951	H	102	(8)	Butch Butler	Presbyterian College	W, 41-12	9-20-1941	H
113	(18)	Emory Smith	Virginia	W, 23-14	11-13-1993	H	102	(13)	Bobby Payne	Wake Forest	W, 29-0	11-15-1941	H
113	(11)	Demerick Chancellor	Louisiana Tech	W, 51-0	9-30-2006	H	102	(18)	Billy Hair	Wake Forest	W, 21-6	11-3-1951	H
113	(9)	Travis Etienne	Boston College	W, 34-7	9-23-2017	H	102	(14)	Joel Wells	Maryland	L, 12-25	11-12-1955	H
112	(14)	Buddy Gore	Duke	W, 39-22	10-19-1968	H	102	(20)	Terrence Flagler	Duke	W, 35-3	10-18-1986	H
112	(17)	Kenny Flowers	Duke	W, 38-31	10-15-1983	A	102	(20)	Ronald Williams	Georgia Tech	W, 9-7	9-28-1991	H
112	(24)	Raymond Priester	South Carolina	W, 47-21	11-22-1997	A	102	(26)	Rudy Harris	Virginia	T, 20-20	10-12-1991	H
112	(10)	Sadat Chambers	Central Michigan	W, 70-14	10-20-2007	H	102	(20)	Woodrow Dantzler	South Carolina	L, 15-20	11-17-2001	A
112	(8)	C.J. Spiller	Auburn	L, 20-23 ^(OT)	12-31-2007	N	102	(18)	James Davis	Florida State	W, 24-18	9-3-2007	H
112	(26)	C.J. Spiller	TCU	L, 10-14	9-26-2009	H	102	(19)	Wayne Gallman	South Carolina	W, 37-32	11-28-2015	A
112	(19)	Wayne Gallman	South Carolina	W, 56-7	11-26-2016	H	101	(14)	Johnny Sweat	Wake Forest	W, 29-0	11-15-1941	H
111	(21)	Fred Cone	Missouri	W, 34-0	9-30-1950	A	101	(12)	Lester Brown	Furman	W, 21-0	9-8-1979	H
111	(26)	Steve Fuller	Georgia Tech	T, 24-24	9-25-1976	A	101	(13)	Cliff Austin	Wake Forest	W, 82-24	10-31-1981	H
111	(19)	Kenny Flowers	Virginia	W, 27-24	10-12-1985	H	101	(25)	Kenny Flowers	North Carolina	L, 20-21	11-9-1985	A
111	(20)	Derrick Witherspoon	Georgia Tech	W, 16-13	9-25-1993	H	101	(12)	Wesley McFadden	Maryland	W, 45-16	11-14-1987	H
111	(19)	Nealon Greene	Georgia Tech	W, 20-10	11-12-1994	H	101	(12)	Emory Smith	South Carolina	W, 38-17	11-18-1995	A
111	(22)	Raymond Priester	Florida State	L, 26-45	9-9-1995	H	101	(16)	Travis Zachery	Georgia Tech	L, 28-31	10-28-2000	H
111	(27)	Raymond Priester	Virginia	L, 3-22	9-23-1995	A	101	(19)	James Davis	Texas A&M	W, 25-24	9-3-2005	H
111	(13)	Duane Coleman	North Carolina	W, 36-28	10-25-2003	H	101	(9)	Jamie Harper	North Texas	W, 35-10	9-4-2010	H
111	(14)	Roderick McDowell	South Carolina	L, 17-31	11-30-2013	A	101	(28)	Wayne Gallman	Syracuse	W, 16-6	10-25-2014	H
111	(23)	Wayne Gallman	Notre Dame	W, 24-22	10-3-2015	H	101	(6)	Tavien Feaster	Louis			

200-YARD INDIVIDUAL PASSING GAMES

Yds	(Com-Att-I-Td)	Player	Opponent	Result	Date	Site
580	(52-70-3-3)	Deshaun Watson	Pittsburgh	L, 42-43	11-12-2016	H
455	(20-27-2-5)	Tajh Boyd	Syracuse	W, 49-14	10-5-2013	A
435	(27-36-1-6)	Deshaun Watson	North Carolina	W, 50-35	9-27-2014	H
428	(27-38-0-5)	Tajh Boyd	Wake Forest	W, 42-13	10-25-2012	A
426	(30-44-2-5)	Tajh Boyd	NC State	W, 62-48	11-17-2012	H
420	(34-52-0-4)	Charlie Whitehurst	Duke	W, 34-31	11-2-2002	A
420	(27-41-2-3)	Deshaun Watson	Boston College	W, 34-17	10-17-2015	H
420	(36-56-0-3)	Deshaun Watson	Alabama	W, 35-31	1-9-2017	N
405	(30-47-1-4)	Deshaun Watson	Alabama	L, 40-45	1-11-2016	N
397	(26-41-2-2)	Tajh Boyd	Georgia Tech	W, 47-31	10-6-2012	H
393	(27-36-0-1)	Trevor Lawrence	South Carolina	W, 56-35	11-24-2018	H
386	(30-42-0-4)	Tajh Boyd	Auburn	W, 38-24	9-17-2011	H
383	(23-30-0-5)	Deshaun Watson	NC State	W, 56-41	10-31-2015	A
378	(31-40-2-5)	Tajh Boyd	Ohio State	W, 40-35	1-3-2014	N
378	(39-52-1-2)	Deshaun Watson	NC State	W, 24-17	10-15-2016	A
378	(27-43-2-2)	Deshaun Watson	Florida State	W, 37-34	10-29-2016	H
377	(24-29-1-3)	Tajh Boyd	Virginia	W, 59-10	11-2013	A
372	(38-66-2-2)	Cullen Harper	Virginia Tech	L, 23-41	10-6-2007	H
368	(35-48-1-2)	Deshaun Watson	Syracuse	W, 37-27	11-14-2015	A
367	(27-46-0-5)	Tajh Boyd	North Carolina	W, 59-38	10-22-2011	H
367	(28-38-1-3)	Tajh Boyd	Boston College	W, 45-31	9-29-2012	A
347	(27-33-1-6)	Deshaun Watson	South Carolina	W, 56-7	11-26-2016	H
347	(20-32-0-3)	Trevor Lawrence	Alabama	W, 44-16	1-7-2019	N
346	(36-50-0-2)	Tajh Boyd	Louisiana State	W, 25-24	12-31-2012	N
344	(22-35-0-3)	Tajh Boyd	Florida State	W, 35-30	9-24-2011	H
344	(16-23-0-5)	Tajh Boyd	Duke	W, 56-20	11-3-2012	A
343	(24-32-1-2)	Brandon Streeter	Virginia	W, 33-14	9-11-1999	H
343	(25-40-0-2)	Will Proctor	Boston College	L, 33-34 ^(20T)	9-9-2006	A
343	(27-43-2-2)	Tajh Boyd	Wake Forest	W, 31-28	11-12-2011	H
343	(24-35-2-3)	Deshaun Watson	Wake Forest	W, 33-13	11-21-2015	H
340	(20-26-1-4)	Tajh Boyd	Georgia Tech	W, 55-31	11-14-2013	H
334	(30-44-0-1)	Tajh Boyd	Boston College	W, 24-14	10-12-2013	H
333	(23-27-0-4)	Woodrow Dantzler	NC State	W, 45-37	10-13-2001	A
331	(27-40-2-3)	Charlie Whitehurst	Duke	W, 40-7	11-15-2003	H
329	(27-38-2-3)	Brandon Streeter	NC State	L, 39-46	10-31-1998	H
327	(27-39-0-3)	Trevor Lawrence	Notre Dame	W, 30-3	12-29-2018	N
326	(23-37-1-3)	Kyle Parker	Miami (Fla.)	W, 40-37 ^(OT)	10-24-2009	A
323	(21-43-1-1)	Thomas Ray	North Carolina	L, 13-17	11-6-1965	A
320	(22-45-2-1)	Charlie Whitehurst	Maryland	L, 7-21	10-4-2003	A
319	(18-32-4-1)	Brandon Streeter	Wake Forest	L, 19-29	9-26-1998	H
319	(26-36-0-3)	Cole Stoudt	Oklahoma	W, 40-6	12-29-2014	N
316	(22-32-0-1)	Kelly Bryant	Louisville	W, 47-21	9-16-2017	A
314	(20-37-0-4)	Trevor Lawrence	Florida State	W, 59-10	10-27-2018	A
311	(17-24-0-3)	Tajh Boyd	Wake Forest	W, 56-7	9-28-2013	H
310	(20-29-0-2)	Tajh Boyd	Furman	W, 41-7	9-15-2012	H
309	(18-34-0-1)	Charlie Whitehurst	North Carolina	W, 36-28	10-25-2003	H
308	(26-39-0-1)	Trevor Lawrence	NC State	W, 41-7	10-20-2018	H
307	(19-27-1-2)	Charlie Whitehurst	Temple	W, 37-7	10-22-2005	H
306	(20-31-3-5)	Deshaun Watson	Louisville	W, 42-36	10-1-2016	H
304	(28-42-0-0)	Charlie Whitehurst	Wake Forest	L, 27-31	10-1-2005	A
304	(28-41-1-1)	Tajh Boyd	Maryland	W, 40-27	10-26-2013	A
304	(32-48-1-2)	Deshaun Watson	Georgia Tech	W, 26-7	9-22-2016	A
302	(18-26-1-4)	Charlie Whitehurst	South Carolina	W, 63-17	11-22-2003	A
302	(22-31-0-1)	Cole Stoudt	SC State	W, 73-7	9-6-2014	H
301	(24-50-4-0)	Brandon Streeter	Mississippi State	L, 7-17	12-30-1999	N
301	(23-31-1-2)	Charlie Whitehurst	Furman	W, 28-17	9-6-2003	H
298	(23-28-0-4)	Charlie Whitehurst	Middle Tennessee	W, 37-14	9-13-2003	H
298	(23-38-1-3)	Charlie Whitehurst	Georgia Tech	W, 39-3	9-20-2003	A
297	(28-42-0-1)	Deshaun Watson	Florida State	W, 23-13	11-7-2015	H
295	(23-40-2-1)	Tajh Boyd	Georgia Tech	L, 17-31	10-29-2011	A
295	(29-40-1-1)	Trevor Lawrence	Boston College	W, 27-7	11-10-2018	A
293	(17-27-2-2)	Willie Simmons	Florida State	L, 31-48	10-3-2002	A
292	(20-26-0-1)	Cullen Harper	Duke	W, 31-7	11-15-2008	H
292	(27-53-2-3)	Deshaun Watson	Troy	W, 30-24	9-10-2016	H
289	(26-42-1-3)	Deshaun Watson	North Carolina	W, 45-37	12-5-2015	H
288	(20-41-2-2)	Charlie Whitehurst	Wake Forest	W, 37-30 ^(20T)	9-4-2004	H
288	(31-55-1-2)	Charlie Whitehurst	Miami (Fla.)	L, 30-36 ^(30T)	9-17-2005	H
288	(21-28-0-5)	Tajh Boyd	The Citadel	W, 52-6	11-23-2013	H
288	(23-34-1-3)	Deshaun Watson	Virginia Tech	W, 42-35	12-3-2016	N
287	(27-38-0-0)	Charlie Whitehurst	South Carolina	W, 27-20	11-23-2002	H
286	(18-25-0-2)	Nealon Greene	Wake Forest	W, 33-16	11-1-1997	A
285	(29-45-0-0)	Cole Stoudt	Boston College	W, 17-13	10-18-2014	A
284	(23-41-2-2)	Woodrow Dantzler	NC State	L, 31-35	10-9-1999	A
283	(12-19-0-3)	Jimmy Addison	Virginia	W, 40-35	9-24-1966	H
283	(16-26-0-1)	Tajh Boyd	Boston College	W, 36-14	10-8-2011	H
282	(27-42-1-3)	Cole Stoudt	Wake Forest	W, 34-20	11-6-2014	A
279	(22-30-1-2)	Brandon Streeter	Duke	W, 58-7	11-6-1999	H
279	(20-27-0-1)	Deshaun Watson	South Carolina	W, 37-32	11-28-2015	A
277	(22-40-1-0)	Woodrow Dantzler	Florida State	L, 27-41	11-3-2001	H
275	(20-42-2-1)	Charlie Whitehurst	Georgia Tech	L, 24-28	9-11-2004	H
274	(12-20-0-4)	Charlie Whitehurst	North Carolina	W, 42-12	11-9-2002	A
273	(25-55-1-0)	Patrick Sapp	Maryland	L, 23-53	11-14-1992	A
273	(12-21-0-2)	Nealon Greene	Duke	W, 29-20	11-8-1997	H
273	(20-22-1-5)	Cullen Harper	Central Michigan	W, 70-14	10-20-2007	H
272	(26-42-1-0)	Charlie Whitehurst	Wake Forest	L, 17-45	11-1-2003	A
272	(17-27-1-1)	Charlie Whitehurst	Florida State	W, 26-10	11-8-2003	H
272	(23-39-1-3)	Will Proctor	Kentucky	L, 20-28	12-29-2006	N
272	(23-34-1-2)	Kelly Bryant	South Carolina	W, 34-10	11-25-2017	A

200-YARD PASSING GAMES

Player	Years	Gms	Charlie Whitehurst	2002-05	24
Tajh Boyd	2010-13	35	Woodrow Dantzler	1998-01	13
Deshaun Watson	2014-16	26	Cullen Harper	2005-07	13

271	(21-53-2-1)	Rodney Williams	NC State	L, 28-30	10-24-1987	H
270	(20-29-1-3)	Homer Jordan	Maryland	W, 21-7	11-14-1981	H
270	(20-26-0-5)	Cullen Harper	Louisiana-Monroe	W, 49-26	9-8-2007	H
270	(26-38-1-4)	Tajh Boyd	Maryland	W, 56-45	10-15-2011	A
270	(18-30-0-3)	Tajh Boyd	Georgia	W, 38-35	8-31-2013	H
270	(15-25-0-4)	Deshaun Watson	Boston College	W, 56-10	10-7-2016	A
269	(21-32-1-3)	Charlie Whitehurst	Florida State	W, 35-14	11-12-2005	H
269	(14-19-0-2)	Deshaun Watson	South Carolina	W, 35-17	11-29-2014	H
268	(25-39-0-2)	Cullen Harper	NC State	W, 42-20	9-22-2007	A
267	(17-29-0-2)	Deshaun Watson	NC State	W, 41-0	10-4-2014	H
266	(16-19-0-3)	Cullen Harper	Furman	W, 38-10	9-15-2007	H
266	(27-35-0-3)	Cullen Harper	Wake Forest	W, 44-10	11-10-2007	H
266	(19-28-0-0)	Deshaun Watson	Florida State	L, 17-23 ^(OT)	9-20-2014	A
265	(27-44-1-2)	Charlie Whitehurst	Virginia	W, 30-27 ^(OT)	10-11-2003	H
265	(21-30-1-2)	Deshaun Watson	Georgia Tech	W, 43-24	10-10-2015	H
264	(20-30-1-3)	Tajh Boyd	Troy	W, 43-19	9-3-2011	H
263	(20-48-4-1)	Charlie Whitehurst	Texas Tech	L, 15-55	12-23-2002	N
262	(20-28-1-2)	Cullen Harper	NC State	W, 27-9	9-13-2008	H
261	(15-31-2-3)	Kyle Parker	Georgia Tech	L, 27-30	9-10-2009	A
261	(18-29-0-3)	Tajh Boyd	Wofford	W, 35-27	9-10-2011	H
261	(18-26-0-3)	Tajh Boyd	Maryland	W, 45-10	11-10-2012	H
259	(23-36-2-1)	Deshaun Watson	Ohio State	W, 31-0	12-31-2016	N
258	(13-24-0-3)	Harvey White	Furman	W, 45-6	11-30-1957	A
258	(21-37-1-0)	Charlie Whitehurst	Miami (Fla.)	W, 24-17 ^(OT)	11-6-2004	A
254	(18-32-0-2)	Woodrow Dantzler	Georgia Tech	W, 47-44 ^(OT)	9-29-2001	A
252	(9-14-0-1)	Tommy Kendrick	Virginia	W, 32-15	10-16-1971	A
252	(16-23-0-0)	Woodrow Dantzler	Maryland	W, 42-30	10-16-1999	A
252	(21-33-1-1)	Cullen Harper	Boston College	W, 27-21	11-1-2008	A
252	(23-29-0-1)	Kelly Bryant	Miami (Fla.)	W, 38-3	12-2-2017	N
251	(13-21-0-2)	Willie Jordan	Georgia Tech	L, 28-33	9-27-1975	A
251	(24-34-2-0)	Woodrow Dantzler	Virginia	L, 24-26	9-22-2001	H
251	(18-27-0-0)	Will Proctor	Maryland	L, 12-13	11-4-2006	H
251	(21-38-0-2)	Trevor Lawrence	Duke	W, 35-6	11-17-2018	H
250	(20-31-0-2)	Nealon Greene	Appalachian State	W, 23-12	9-6-1997	H
250	(20-32-0-0)	Nealon Greene	NC State	W, 19-17	9-13-1997	A
250	(24-46-2-2)	Tajh Boyd	West Virginia	L, 33-70	1-4-2012	N
249	(14-26-1-2)	Woodrow Dantzler	South Carolina	W, 31-21	11-20-1999	A
248	(17-26-2-2)	Mike Eppley	NC State	W, 27-17	10-22-1983	H
248	(19-26-1-3)	Deshaun Watson	Appalachian State	W, 41-10	9-12-2015	H
248	(19-34-1-1)	Deshaun Watson	Auburn	W, 19-13	9-3-2016	A
246	(11-23-2-1)	Jim Parker	Duke	L, 30-35	10-19-1963	A
246	(19-38-3-1)	DeChane Cameron	Georgia	L, 12-27	10-5-1991	A
246	(22-40-1-0)	Charlie Whitehurst	Tennessee	W, 27-14	1-2-2004	N
246	(22-31-1-2)	Charlie Whitehurst	NC State	W, 31-10	10-13-2005	A
245	(9-11-1-2)	Bobby Gage	Furman	W, 35-7	11-8-1947	A
244	(23-39-2-0)	Tommy Kendrick	Duke	L, 10-21	10-24-1970	H
244	(24-37-0-3)	Tajh Boyd	NC State	W, 26-14	9-19-2013	A
243	(12-19-0-1)	Mike O'Cain	North Carolina	W, 38-35	11-8-1975	A
243	(12-20-1-4)	Woodrow Dantzler	Duke	W, 59-31	12-1-2001	H
242	(21-34-1-1)	Tommy Kendrick	Wake Forest	L, 20-36	10-17-1970	A
242	(25-43-0-0)	Willie Simmons	Louisiana Tech	W, 33-13	9-7-2002	H
242	(18-30-1-4)	Kyle Parker	Florida State	W, 40-24	11-7-2009	H
240	(19-33-1-2)	Cullen Harper	Florida State	L, 27-41	11-8-2008	A
240	(20-29-0-3)	Tajh Boyd	Virginia Tech	W, 38-10	12-3-2011	N
239	(12-26-2-1)	Tommy Kendrick	Duke	L, 27-34	11-8-1969	A
239	(18-25-0-0)	Nealon Greene	Wake Forest	W, 29-14	9-16-1995	A
239	(28-44-2-0)	Kyle Parker	Florida State	L, 13-16	11-13-2010	A
238	(21-34-2-0)	Tajh Boyd	NC State	L, 13-37	11-19-2011	A
237	(25-48-2-1)	Tommy Kendrick	Florida State	L, 10-38	11-7-1970	A
237	(20-36-1-3)	Tajh Boyd	Florida State	L, 37-49	9-22-2012	A
236	(16-22-1-1)	Kelly Bryant	Kent State	W, 56-3	9-2-2017	H
234	(19-26-0-2)	Kyle Parker	Virginia	W, 34-21	11-21-2009	H
233	(14-25-2-4)	Bobby Gage	Auburn	W, 34-18	11-22-1947	H
231	(13-24-1-1)	Nealon Greene	Duke	W13-6	10-12-1996	A
231	(19-40-2-2)	Brandon Streeter	Duke	L, 23-28	10-24-1998	A
230	(17-22-0-3)	Kelly Bryant	The Citadel	W, 61-3	11-18-2017	H
229	(28-38-1-1)	Cullen Harper	South Carolina	W, 23-21	11-24-2007	A
229	(19-23-0-3)	Tajh Boyd	Ball State	W, 52-27	9-8-2012	H
228	(10-18-0-4)	Willie Simmons	North Carolina	W, 38-24	10-21-2000	A
227	(12-17-0-3)	Ken Pengitore	North Carolina	W, 37-29	11-10-1973	A
226	(8-17-5-3)	Don King	Auburn	L, 19-45	11-21-1953	H

200-YARD INDIVIDUAL PASSING GAMES

214	(15-24-0-0)	Rodney Williams	Penn State	W, 35-10	1-1-1988	N
214	(20-30-3-1)	Will Proctor	Wake Forest	W, 27-17	10-7-2006	A
214	(21-38-0-1)	Kyle Parker	North Carolina	L, 16-21	10-9-2010	A
214	(20-29-1-1)	Kyle Parker	NC State	W, 14-13	11-6-2010	H
213	(13-23-1-1)	DeChane Cameron	Maryland	W, 40-7	11-16-1991	H
213	(19-35-2-0)	Nealon Greene	Virginia	L, 3-22	9-23-1995	H
213	(14-28-2-2)	Nealon Greene	Florida State	L, 28-35	9-20-1997	H
212	(11-19-0-1)	Billy Ammons	NC State	W, 24-19	11-2-1968	A
212	(12-17-0-1)	Ken Pengitore	North Carolina	W, 37-29	11-10-1973	A
212	(22-42-1-1)	Kyle Parker	South Carolina	L, 17-34	11-28-2009	A
211	(16-27-0-2)	Woodrow Dantzler	Wake Forest	W, 21-14	10-27-2001	A
210	(14-21-0-2)	Chris Morocco	Virginia	W, 34-20	10-7-1989	H
209	(24-35-2-1)	Cole Stoudt	Syracuse	W, 16-6	10-25-2014	H
208	(24-34-1-1)	Tajh Boyd	Auburn	W, 26-19	9-1-2012	N
207	(10-21-1-2)	Jimmy Addison	Wake Forest	W, 23-21	10-29-1966	A
207	(11-19-0-0)	Homer Jordan	North Carolina	L, 19-24	11-8-1980	H
207	(21-30-1-2)	Woodrow Dantzler	Wofford	W, 38-14	9-8-2001	H
207	(22-33-0-2)	Kelly Bryant	Georgia Tech	W, 24-10	10-28-2017	H
206	(12-14-1-0)	DeChane Cameron	South Carolina	W, 41-24	11-23-1991	A
206	(26-33-2-0)	Nealon Greene	Virginia	L, 7-21	10-11-1997	H
206	(17-37-2-2)	Cullen Harper	Nebraska	L, 21-26	1-1-2009	N
205	(13-23-1-2)	Patrick Sapp	North Carolina	W, 40-7	11-7-1992	H
205	(21-33-0-0)	Willie Simmons	Wake Forest	W, 31-23	10-19-2002	H
205	(21-29-1-0)	Charlie Whitehurst	Colorado	W, 19-10	12-27-2005	N
205	(12-17-0-1)	Kelly Bryant	Texas A&M	W, 28-26	9-8-2018	A
204	(17-34-3-0)	Billy Lott	Baylor	L, 18-24	12-31-1979	N
204	(15-29-2-2)	Woodrow Dantzler	South Carolina	L, 15-20	11-17-2001	A
204	(13-32-1-1)	Tajh Boyd	Virginia Tech	W, 23-3	10-1-2011	A
202	(9-16-0-1)	Booty Payne	South Carolina	L, 14-18	10-23-1941	A
202	(11-14-0-1)	Willie Jordan	Duke	L, 21-25	10-18-1975	A
202	(23-33-0-1)	Deshawn Watson	Wake Forest	W, 35-13	11-19-2016	A
201	(16-29-1-1)	Tommy Kendrick	Alabama	L, 13-38	10-25-1969	H
201	(13-21-0-2)	Will Proctor	Duke	W, 49-20	11-5-2005	H
200	(21-29-1-1)	Kelly Bryant	Wake Forest	W, 28-14	10-7-2017	H

100-YARD INDIVIDUAL RECEIVING GAMES


Yds (Rec)	Player	Opponent	Result	Date	Site
227 (16)	Sammy Watkins	Ohio State	W, 40-35	1-3-2014	N
202 (8)	Sammy Watkins	Wake Forest	W, 42-13	10-25-2012	A
202 (15)	Mike Williams	Pittsburgh	L, 42-43	11-12-2016	H
197 (11)	DeAndre Hopkins	Boston College	W, 45-31	9-29-2012	A
191 (13)	DeAndre Hopkins	Louisiana State	W, 25-24	12-31-2012	N
185 (7)	Artavis Scott	South Carolina	W, 35-17	11-29-2014	H
182 (7)	Rod Gardner	North Carolina	W, 38-24	10-21-2000	A
178 (6) Tee Higgins	The Citadel	W, 61-3	11-28-2017	H	
176 (5)	Martavis Bryant	Georgia Tech	W, 55-31	11-14-2013	H
175 (7)	Derrick Hamilton	Maryland	L, 7-21	10-4-2003	A
174 (11)	Aaron Kelly	Virginia Tech	L, 23-41	10-6-2007	H
174 (9)	Mike Williams	Auburn	W, 19-13	9-3-2016	A
173 (7)	DeAndre Hopkins	Georgia Tech	W, 47-31	10-6-2012	H
169 (8)	Sammy Watkins	Virginia	W, 59-10	11-2-2013	A
164 (6)	Artavis Scott	SC State	W, 73-7	9-6-2014	H
163 (5)	Jerry Butler	Georgia Tech	W, 31-14	9-24-1977	A
163 (14)	Sammy Watkins	Maryland	W, 40-27	10-26-2013	A
162 (10)	Artavis Scott	Boston College	W, 34-17	10-17-2015	H
161 (7)	Perry Tuttle	Wake Forest	W, 82-24	10-31-1981	H
157 (9)	DeAndre Hopkins	North Carolina	W, 59-38	10-22-2011	H
156 (8)	Terry Smith	Florida State	L, 0-57	9-11-1993	A
156 (11)	Chansi Stuckey	Florida State	W, 35-14	11-12-2005	H
156 (6) Amari Rodgers	Florida State	W, 59-10	10-27-2018	A	
155 (7)	Aaron Kelly	Temple	W, 37-7	10-22-2005	H
155 (10)	Sammy Watkins	Auburn	W, 38-24	9-17-2011	H
155 (6)	Mike Williams	NC State	W, 41-0	10-4-2014	H
153 (9)	Sammy Watkins	Georgia Tech	L, 17-31	10-29-2011	A
153 (6) Justyn Ross	Alabama	W, 44-16	1-7-2019	N	
152 (2)	Craig Brantley	Virginia	W, 28-9	11-16-1974	H
152 (7)	Tony Horne	Wake Forest	W, 33-16	11-1-1997	A
152 (9)	Airese Currie	Wake Forest	W, 37-30 ⁽²⁰⁷⁾	9-4-2004	H
152 (7)	Sammy Watkins	Boston College	W, 36-14	10-8-2011	H
151 (10)	Perry Tuttle	Maryland	W, 21-7	11-14-1981	H
148 (10)	Henry Walker	Auburn	W, 34-18	11-22-1947	H
148 (5)	Rod Gardner	Maryland	W, 35-14	10-14-2000	H
148 (6) Justyn Ross	Notre Dame	W, 30-3	12-29-2018	N	
147 (7)	Dreher Gaskin	Wake Forest	W, 18-0	10-31-1953	H
147 (6)	Brian Wofford	Mississippi State	L, 7-17	12-30-1999	N
146 (12)	Mike Williams	NC State	W, 24-17	10-15-2016	H
145 (6)	Perry Tuttle	Furman	W, 21-0	9-8-1979	H
144 (10)	Charlie Waters	Alabama	L, 13-38	10-25-1969	H
143 (8)	Brian Wofford	Virginia	W, 33-14	9-11-1999	H
142 (6) Tee Higgins	South Carolina	W, 56-35	11-24-2018	H	
141 (8)	Jim Lanzendoen	Virginia	W, 32-27	10-13-1973	H
141 (7)	Sammy Watkins	Florida State	W, 35-30	9-24-2011	H
140 (5)	Jerry Butler	Maryland	W, 28-24	11-18-1978	A
140 (6)	Perry Tuttle	Virginia Tech	W, 13-10	10-4-1980	H
140 (5)	Deon Cain	The Citadel	W, 61-3	11-18-2017	H
139 (6)	Roscoe Crosby	Duke	W, 59-31	12-1-2001	H
139 (3)	Germone Hopper	North Carolina	W, 50-35	9-27-2014	H
138 (6)	Rod Gardner	South Carolina	W, 31-21	11-20-1999	A
137 (10)	Rod Gardner	NC State	W, 34-27	10-7-2000	H
134 (4)	Perry Tuttle	Wofford	W, 45-10	9-5-1981	H
134 (7)	Kevin Youngblood	Texas Tech	L, 15-55	12-23-2002	N
134 (9)	Aaron Kelly	South Carolina	W, 23-21	11-24-2007	A
133 (12)	Airese Currie	Middle Tennessee	W, 37-14	9-13-2003	H
133 (6)	Derrick Hamilton	Duke	W, 40-7	11-15-2003	H
132 (4)	Charlie Waters	Virginia	W, 21-14	9-20-1969	A
131 (10)	Tony Horne	Florida State	L, 28-35	9-20-1997	H
129 (6)	Glenn Smith	Boston College	W, 21-2	11-10-1951	H
129 (4)	Dreher Gaskin	Auburn	L, 19-45	11-21-1953	H
129 (11)	Phil Rogers	North Carolina	L, 13-17	11-6-1965	A
129 (5)	Terrance Roulhac	Duke	W, 54-21	10-20-1984	H
129 (8)	Chansi Stuckey	Maryland	L, 12-13	11-4-2006	H

100-YARD RECEIVING GAMES				
Player	Years	Gms		
Sammy Watkins	2011-13	15	Rod Gardner	1997-00 9
DeAndre Hopkins	2010-12	12	Perry Tuttle	1978-81 8
			Mike Williams	2013-16 8

129 (3)	Germone Hopper	Wake Forest	W, 33-13	11-21-2015	H
128 (2)	Don Kelley	Virginia	W, 32-15	10-16-1971	A
128 (9)	Brian Wofford	NC State	L, 39-46	10-31-1998	H
128 (5)	Rod Gardner	Maryland	W, 42-30	10-16-1999	A
128 (7)	Airese Currie	Miami (Fla.)	W, 24-17 ⁽²⁰⁷⁾	11-6-2004	A
128 (4)	DeAndre Hopkins	Duke	W, 56-20	11-3-2012	A
128 (8)	Mike Williams	Boston College	W, 17-13	10-18-2014	A
127 (7)	Rod Gardner	North Carolina	W, 31-20	10-2-1999	H
127 (6)	Sammy Watkins	Georgia	W, 38-35	8-31-2013	H
126 (9)	Terry Smith	Maryland	L, 23-53	11-14-1992	H
126 (4)	Sammy Watkins	Syracuse	W, 49-14	10-5-2013	A
125 (13)	Artavis Scott	Pittsburgh	L, 42-43	11-12-2016	H
125 (5)	Deon Cain	Syracuse	W, 54-0	11-5-2016	H
124 (6)	Jerry Butler	North Carolina	W, 13-9	11-11-1978	H
124 (10)	Perry Tuttle	Wake Forest	W, 35-33	11-1-1980	A
124 (11)	Chansi Stuckey	Boston College	L, 33-34 ⁽²⁰⁷⁾	9-9-2006	A
124 (7)	DeAndre Hopkins	South Carolina	L, 7-29	11-27-2010	H
124 (5)	DeAndre Hopkins	NC State	L, 13-37	11-19-2011	A
123 (4)	Jerry Butler	Georgia Tech	T, 24-24	9-25-1976	A
123 (6)	Antwan Wyatt	Georgia Tech	W, 24-3	10-28-1995	A
123 (10)	J.J. McKelvey	Bail State	W, 30-7	9-21-2002	H
123 (6)	Derrick Hamilton	Florida State	W, 26-10	11-8-2003	H
123 (3) Tee Higgins	Texas A&M	W, 28-26	9-8-2018	A	
122 (5)	Whitey Jordan	Furman	W, 45-6	11-30-1957	A
122 (5)	Gary Cooper	West. Carolina	W, 43-0	9-5-1987	H
122 (10)	Rod Gardner	Duke	W, 58-7	11-6-1999	H
122 (7)	Aaron Kelly	Georgia Tech	L, 17-21	10-18-2008	H
122 (8)	Artavis Scott	Wake Forest	W, 34-20	11-6-2014	A
122 (6)	Mike Williams	North Carolina	W, 50-35	9-27-2014	H
122 (5)	Jordan Leggett	Florida State	W, 37-34	10-29-2016	A
121 (7)	Aaron Kelly	Central Michigan	W, 70-14	10-20-2007	H
120 (4)	Terry Smith	Maryland	W, 40-7	11-16-1991	H
120 (8)	Terry Smith	North Carolina	L, 0-24	11-6-1993	A
120 (3)	Tony Horne	Duke	W, 13-6	10-12-1996	A
120 (7)	Charone Peake	Syracuse	W, 37-27	11-14-2015	A
119 (8)	Tony Horne	Texas El-Paso	W, 39-7	10-4-1997	H
119 (4)	Tony Horne	Duke	W, 29-20	11-8-1997	H
119 (13)	DeAndre Hopkins	Auburn	W, 26-19	9-1-2012	N
119 (8) Tee Higgins	NC State	W, 41-7	10-20-2018	H	
118 (5)	Phil Rogers	Auburn	L, 21-43	10-14-1967	A
118 (3)	Adam Humphries	Syracuse	W, 49-14	10-5-2013	A
117 (5)	Terry Smith	South Carolina	W, 41-24	11-23-1991	A
117 (4)	Terry Smith	Chattanooga	W, 54-3	11-3-1992	H
117 (5)	J.J. McKelvey	Florida State	L, 31-48	10-3-2002	A
116 (7)	Brad O'Neal	Duke	L, 10-21	10-24-1970	H
115 (4)	Glenn Smith	Furman	W, 28-21	11-19-1949	A
115 (4)	Bob Poole	Duke	L, 30-35	10-19-1963	A
115 (6)	Joey Walters	Georgia Tech	L, 28-33	9-27-1975	A
115 (7)	Ray-Ray McCloud	Louisville	W, 47-21	9-16-2017	A
114 (6)	Glenn Smith	Auburn	W, 41-0	11-25-1950	A
114 (8)	Artavis Scott	Oklahoma	W, 40-6	12-29-2014	N
113 (7)	Charlie Waters	North Carolina	W, 24-14	11-16-1968	H
113 (6)	Sammy Watkins	Wake Forest	W, 56-7	9-28-2013	H
112 (8)	Tony Horne	NC State	W, 19-17	9-13-1997	A
112 (8)	Chansi Stuckey	Wake Forest	W, 37-30 ⁽²⁰⁷⁾	9-4-2004	H
112 (5)	Chansi Stuckey	Duke	W, 49-20	11-5-2005	H
112 (5)	Jacoby Ford	Nebraska	L, 21-26	1-1-2009	N

100-YARD INDIVIDUAL RECEIVING GAMES

112	(9)	Mike Williams	Oklahoma	W, 40-6	12-29-2014	N
111	(11)	Rod Gardner	Marshall	L, 10-13	9-4-1999	H
110	(7)	Keith Jennings	Penn State	W, 35-10	1-1-1988	N
110	(10)	Tony Horne	Appalachian State	W, 23-12	9-6-1997	H
110	(11)	Sammy Watkins	NC State	W, 62-48	11-17-2012	H
109	(9)	Brian Wofford	Wake Forest	W, 12-3	10-30-1999	A
109	(5)	Jacoby Ford	Georgia Tech	L, 27-30	9-10-2009	A
108	(7)	Jack Anderson	South Carolina	L, 13-27	11-22-1969	A
108	(8)	Perry Tuttle	Baylor	L, 18-24	12-31-1979	N
108	(6)	Ray Williams	Virginia	W, 55-0	9-8-1984	A
108	(7)	Airese Currie	NC State	W, 26-20	10-30-2004	H
108	(7)	C.J. Spiller	Duke	W, 31-7	11-15-2008	H
107	(5)	John McMakin	The Citadel	W, 24-0	9-12-1970	H
107	(4)	Gary Cooper	Georgia Tech	W, 33-12	9-26-1987	H
107	(4)	Rod Gardner	South Carolina	W, 16-14	11-18-2000	H
107	(4)	Jaron Brown	North Carolina	L, 16-21	10-9-2010	A
107	(10)	DeAndre Hopkins	West Virginia	L, 33-70	1-4-2012	N
106	(8)	Derrick Hamilton	NC State	W, 45-37	10-13-2001	A
106	(6)	Jacoby Ford	NC State	W, 27-9	9-13-2008	H
106	(6)	Jacoby Ford	Virginia	W, 34-21	11-21-2009	H
106	(8)	Michael Palmer	South Carolina	L, 17-34	11-28-2009	A
106	(8)	DeAndre Hopkins	Florida State	L, 13-16	11-13-2010	A
105	(3)	Joe Blalock	Wake Forest	W, 20-7	11-11-1939	H
105	(7)	Eddis Freeman	Tulane	L, 13-54	11-9-1946	A
105	(3)	Ray Mathews	Miss. State	W, 21-7	10-9-1948	A
105	(6)	Jack Anderson	NC State	W, 24-19	11-2-1968	A
105	(6)	Dennis Goss	North Carolina	L, 10-26	11-4-1972	H
105	(4)	Perry Tuttle	Rice	W, 19-3	9-13-1980	H
105	(4)	Ray Williams	NC State	W, 27-17	10-22-1983	H
105	(6)	C.J. Spiller	Boston College	W, 27-21	11-1-2008	A
105	(9)	DeAndre Hopkins	South Florida	L, 26-31	12-31-2010	N
105	(8)	Sammy Watkins	Maryland	W, 56-45	10-15-2011	A
105	(6)	DeAndre Hopkins	Ball State	W, 52-27	9-8-2012	H
104	(6)	C.J. Spiller	Miami (Fla.)	W, 40-37 ^(OT)	10-24-2009	A
104	(5)	Sammy Watkins	Georgia Tech	W, 55-31	11-14-2013	H
103	(7)	Jerry Butler	Virginia Tech	W, 38-7	10-7-1978	H
103	(6)	Frank Magwood	Boston College	T, 17-17	9-18-1982	H
103	(10)	J.J. McKelvey	Duke	W, 34-31	11-2-2002	A
103	(8)	Chansi Stuckey	NC State	W, 31-10	10-13-2005	A
103	(3)	Justyn Ross	Georgia Southern	W, 38-7	9-15-2018	H
102	(3)	Derrick Hamilton	North Carolina	W, 36-28	10-25-2003	H
101	(8)	Charlie Waters	Georgia	L, 0-30	9-27-1969	H
101	(7)	Charlie Waters	Georgia Tech	W, 21-10	10-4-1969	A
101	(3)	Jim Sursavage	Duke	L, 27-34	11-8-1969	A
101	(7)	Derrick Hamilton	Duke	W, 34-31	11-2-2002	A
101	(5)	Kevin Youngblood	Georgia Tech	W, 39-3	9-20-2003	A
101	(7)	Kevin Youngblood	Wake Forest	L, 17-45	11-1-2003	A
101	(5)	Brandon Ford	NC State	W, 62-48	11-17-2012	H
101	(7)	Sammy Watkins	Boston College	W, 24-14	10-12-2013	H
101	(6)	Jordan Leggett	Florida State	W, 23-13	11-7-2015	H



GARY COOPER HAD 107 RECEIVING YARDS IN CLEMSON'S 33-12 WIN OVER GEORGIA TECH IN 1987.

100	(3)	Jackie Calvert	Duquesne	W, 53-20	11-4-1950	H
100	(4)	Terrance Rouhlac	North Carolina	L, 20-21	11-9-1985	A
100	(8)	Mal Lawyer	NC State	L, 39-46	10-31-1998	H
100	(6)	Brian Wofford	NC State	L, 31-35	10-9-1999	A
100	(10)	Kevin Youngblood	Furman	W, 28-17	9-6-2003	H
100	(4)	Chansi Stuckey	Louisiana Tech	W, 51-0	9-30-2006	H
100	(11)	Tyler Grisham	Virginia Tech	L, 23-41	10-6-2007	H
100	(9)	Tyler Grisham	Wake Forest	W, 44-10	11-10-2007	H
100	(6)	Ray-Ray McCloud	Miami (Fla.)	W, 38-3	12-2-2017	N

100-YARD RUSHER & 100-YARD RECEIVER IN ONE GAME

Date	Opponent	Site	Rusher(s)	Receiver
11-22-1947	Auburn	H	Bobby Gage 18-141	Henry Walker 10-148
11-4-1950	Duquesne	H	Billy Hair 9-104	Jackie Calvert 3-100
11-25-1950	Auburn	A	Fred Cone 33-163	Glenn Smith 6-114
11-16-1968	North Carolina	H	Ray Yaeger 35-201	Charlie Waters 7-113
10-4-1969	Georgia Tech	A	Ray Yaeger 23-146	Charlie Waters 4-132
10-25-1969	Alabama	H	Ray Yaeger 21-100	Charlie Waters 10-144
11-8-1969	Duke	A	Ray Yaeger 31-141	Jim Sursavage 3-101
9-25-1976	Georgia Tech	A	Steve Fuller 26-111	Jerry Butler 4-123
9-24-1977	Georgia Tech	A	Lester Brown 28-134	Jerry Butler 5-163
10-7-1978	Virginia Tech	H	Steve Fuller 13-106	Jerry Butler 7-103
11-11-1978	North Carolina	H	Lester Brown 28-154	Jerry Butler 6-124
9-8-1979	Furman	H	Lester Brown 12-101	Perry Tuttle 6-145
10-31-1981	Wake Forest	H	Cliff Austin 13-101	Perry Tuttle 7-161
10-20-1984	Duke	H	Kenny Flowers 11-119	Terrence Roulhac 5-129
11-9-1985	North Carolina	A	Kenny Flowers 25-101	Terrence Roulhac 4-100
1-1-1988	Penn State	N	Terry Allen 11-105	Keith Jennings 7-110
11-23-1991	South Carolina	A	DeChane Cameron 20-116	Terry Smith 5-117
10-28-1995	Georgia Tech	A	Emory Smith 26-100	Antwan Wyatt 6-123
9-6-1997	Appalachian State	H	Raymond Priestner 23-138	Tony Horne 10-110
10-2-1999	North Carolina	H	Travis Zachery 28-129	Rod Gardner 7-127
10-16-1999	Maryland	A	Woodrow Dantzler 22-183	Rod Gardner 5-128
11-6-1999	Duke	H	Travis Zachery 17-141	Rod Gardner 10-122
11-20-1999	South Carolina	A	Travis Zachery 17-105	Rod Gardner 6-138
10-7-2000	NC State	H	Travis Zachery 31-147, Woodrow Dantzler 25-103	Rod Gardner 10-137
10-14-2000	Maryland	H	Travis Zachery 29-151	Rod Gardner 5-148
10-13-2001	NC State	A	Woodrow Dantzler 23-184	Derrick Hamilton 6-106
12-1-2001	Duke	H	Woodrow Dantzler 19-135, Travis Zachery 14-114	Roscoe Crosby 6-139

10-25-2003	North Carolina	H	Duane Coleman 13-111	Derrick Hamilton 3-102
11-6-2004	Miami (Fla.)	A	Reggie Merriweather 20-114	Airese Currie 7-128
10-13-2005	NC State	A	James Davis 12-143	Chansi Stuckey 8-103
10-22-2005	Temple	H	Reggie Merriweather 17-108	Aaron Kelly 7-155
11-5-2005	Duke	H	Reggie Merriweather 18-104	Chansi Stuckey 5-112
9-30-2006	Louisiana Tech	H	James Davis 11-143, C.J. Spiller 15-127, Demerick Chancellor 11-113	Chansi Stuckey 4-100
10-20-2007	Central Michigan	H	Sadat Chambers 10-112	Aaron Kelly 7-121
11-24-2007	South Carolina	A	James Davis 23-122	Aaron Kelly 9-134
11-13-2010	Florida State	A	Jamie Harper 27-143	DeAndre Hopkins 8-106
10-8-2011	Boston College	H	Andre Ellington 22-117	Sammy Watkins 7-152
10-15-2011	Maryland	A	Andre Ellington 24-212	Sammy Watkins 8-105
1-4-2012	West Virginia	N	Andre Ellington 10-116	DeAndre Hopkins 10-107
9-1-2012	Auburn	N	Andre Ellington 25-228	DeAndre Hopkins 13-119
9-29-2012	Boston College	A	Andre Ellington 25-132	DeAndre Hopkins 11-197
11-17-2012	NC State	H	Andre Ellington 22-124, Tajh Boyd 18-103	Sammy Watkins 11-110, Brandon Ford 5-101
8-31-2013	Georgia	H	Roderick McDowell 22-132	Sammy Watkins 6-127
10-26-2013	Maryland	A	Roderick McDowell 30-161	Sammy Watkins 14-163
1-3-2014	Ohio State	N	Tajh Boyd 20-127	Sammy Watkins 16-227
11-6-2014	Wake Forest	A	Wayne Gallman 19-106	Artavis Scott 8-122
11-29-2014	South Carolina	H	Wayne Gallman 27-191	Artavis Scott 7-185
11-7-2015	Florida State	H	Deshaun Watson 16-107, Wayne Gallman 22-103	Jordan Leggett 6-101
11-14-2015	Syracuse	A	Deshaun Watson 14-105	Charone Peake 7-120
9-3-2016	Auburn	A	Wayne Gallman 30-123	Mike Williams 9-174
11-26-2016	South Carolina	H	Wayne Gallman (19-112)	Mike Williams 6-100
9-15-2018	Georgia Southern	H	Travis Etienne (16-164)	Ross (3-103)
11-24-2018	South Carolina	H	Travis Etienne (28-150)	Higgins (6-142)
12-29-2018	Notre Dame	N	Travis Etienne (14-109)	Ross (6-148)

RETURNS FOR TOUCHDOWNS

CLEMSON					
Year	Type	Player	Site	Opponent	Yards
1951	IR	Archie Baker	H	Auburn	56
	IR	Jimmy Quarles	A	Rice	90
1953	BPR	Scott Jackson	A	Boston College	41
1954	PR	Ken Moore	N	Wake Forest	81
	PR	Joe Pagliei	H	Presbyterian	74
	IR	Walt Laraway	H	The Citadel	30
	BPR	Walt Laraway	H	The Citadel	39
1958	BPR	Jim Padgett	H	North Carolina	28
	FR	Charlie Horne	A	Boston College	28
1959	KOR	Bill Mathis	A	Georgia Tech	99
	IR	Paul Snyder	A	Rice	18
	IR	Harry Pavlack	A	Furman	26
1961	PR	Elmo Lam	H	Tulane	68
1962	PR	Mack Matthews	A	Wake Forest	88
	KOR	Hal Davis	H	Georgia	9
1964	BPR	Butch Robbins	A	Wake Forest	0
	IR	Ted Bunton	H	Virginia	48
1966	PR	Frank Liberatore	H	Virginia	66
	IR	Richard Garick	H	North Carolina	31
1967	PR	Frank Liberatore	H	Georgia	52
	IR	Billy Ware	A	North Carolina	23
1968	FGR	Richie Luzzi	A	Georgia	108
1970	PR	Don Kelley	A	Wake Forest	67
	IR	Don Kelley	H	Duke	102
	PR	Don Kelley	A	Maryland	85
	IR	Jewell McLaurin	A	Maryland	68
1971	FR	Smiley Sanders	H	Kentucky	1
	IR	Bobby Johnson	A	Auburn	40
1973	IR	Frank Wise	H	Wake Forest	36
1974	IR	Dennis Smith	H	South Carolina	31
1977	IR	Rex Varn	H	Maryland	93
1978	IR	Rex Varn	A	NC State	94
1979	IR	Jeff Davis	H	Wake Forest	17
1980	BPR	Bill Smith	A	Virginia	11
	IR	Willie Underwood	H	South Carolina	37
1981	BPR	Johnny Rembert	A	South Carolina	*0
1982	IR	Johnny Rembert	H	Duke	43
1984	IR	Kenny Danforth	A	Virginia	22
1985	BPR	Perry Williams	H	Maryland	30
1986	IR	Delton Hall	H	Duke	67
1987	PR	Donnell Woolford	H	Georgia Tech	78
	KOR	Joe Henderson	H	Georgia Tech	95
	PR	Donnell Woolford	H	Wake Forest	67
1988	IR	Doug Brewster	A	Georgia Tech	68
1989	BPR	Tony Mauney	H	Furman	*0
	IR	Wayne Simmons	A	Florida State	73
	IR	Levon Kirkland	A	Virginia Tech	47
	FR	Chester McGlockton	A	West Virginia	*0
1990	IR	Arlington Nunn	H	Long Beach State	55
	KOR	Doug Thomas	H	Long Beach State	98
	KOR	Doug Thomas	A	Maryland	98
	FR	Dexter Davis	A	NC State	52
	IR	Arlington Nunn	A	Wake Forest	26
	IR	Dexter Davis	H	North Carolina	30
	IR	Arlington Nunn	N	Illinois	34
1991	PR	Darnell Stephens	H	Maryland	89
1992	IR	James Trapp	H	Florida State	39
	FR	Michael Barber	H	Chattanooga	91
	IR	Tim Jones	H	South Carolina	26
1994	FR	Chris Franklin	H	NC State	60
1995	BPR	Andy Ford	H	Western Carolina	26
	IR	Brian Dawkins	H	North Carolina	49
1996	FR	Eric Bradford	H	Furman	9
	IR	Peter Ford	H	Maryland	66
	FR	Rahim Abdullah	H	NC State	9
1997	FR	Rahim Abdullah	A	NC State	74
	IR	Rahim Abdullah	H	Duke	63
	IR	Antwan Edwards	A	South Carolina	42
	PR	Tony Horne	A	South Carolina	39
	BPR	Chad Speck	N	Auburn	18
1998	FR	Chris Jones	H	Furman	*0
	FR	Antwan Edwards	A	Virginia	93
	IR	Alex Ardley	A	North Carolina	26
	IR	Howard Bartley	H	South Carolina	48
1999	IR	Terry Jolly	H	Duke	20
2000	IR	Charles Hafley	H	Missouri	27
	PR	Joe Don Reames	A	Virginia	69
	PR	Brian Mance	H	Georgia Tech	88
2001	FR	Eric Meekins	H	Wofford	29
	KOR	Derrick Hamilton	A	Maryland	100
2002	FR	Bryant McNeal	A	Georgia	55
	KOR	Justin Miller	H	NC State	80
2003	FR	J.J. Howard	H	Furman	17
	KOR	Derrick Hamilton	H	North Carolina	100
	PR	Justin Miller	H	Duke	63

2004	PR	Justin Miller	H	Wake Forest	69
	KOR	Justin Miller	A	Florida State	97
	KOR	Justin Miller	A	Florida State	86
	BPR	Bobby Williamson	H	Utah State	*0
	IR	Eric Coleman	H	NC State	20
2005	PR	Chansi Stuckey	H	Texas A&M	47
2006	PR	Jacoby Ford	H	Florida Atlantic	92
	FR	Sergio Gilliam	H	Florida Atlantic	31
	KOR	Jacoby Ford	H	Louisiana Tech	94
	IR	Nick Watkins	H	Louisiana Tech	26
	FR	Gaines Adams	A	Wake Forest	66
	IR	Jock McKissic	H	South Carolina	82
2007	KOR	C.J. Spiller	A	Duke	84
	KOR	C.J. Spiller	H	Wake Forest	90
	BPR	La'Donte Harris	A	South Carolina	10
2008	KOR	C.J. Spiller	N	Alabama	96
	IR	Chris Clemons	H	SC State	32
	FR	DeAndre McDaniel	N	Nebraska	28
2009	KOR	C.J. Spiller	H	Middle Tennessee	96
	PR	Jacoby Ford	H	Middle Tennessee	61
	PR	C.J. Spiller	H	Boston College	77
	KOR	C.J. Spiller	A	Maryland	92
	KOR	C.J. Spiller	A	Miami (Fla.)	90
	IR	DeAndre McDaniel	A	Miami (Fla.)	23
	KOR	C.J. Spiller	A	South Carolina	88
2010	KOR	Andre Ellington	H	Maryland	87
	IR	Xavier Brewer	H	Maryland	61
	IR	Rashard Hall	A	Boston College	52
2011	KOR	Sammy Watkins	A	Maryland	89
	FR	Kourtnei Brown	H	North Carolina	20
	FR	Kourtnei Brown	H	North Carolina	26
2012	IR	Jonathan Meeks	H	Virginia Tech	74
	FR	Corey Crawford	H	Maryland	16
2013	IR	Martin Jenkins	H	SC State	52
	IR	Darius Robinson	H	SC State	35
	FR	Vic Beasley	H	Boston College	13
	FR	Quandon Christian	H	The Citadel	22
2014	IR	Jadar Johnson	H	SC State	60
	FR	Vic Beasley	H	NC State	16
	PR	Adam Humphries	H	Louisville	72
	IR	Ben Boulware	N	Oklahoma	47
2015	IR	Carlos Watkins	H	Appalachian State	15
	IR	Cordrea Tankersley	A	Miami (Fla.)	36
2016	IR	Mark Fields	A	Boston College	42
	IR	Tanner Muse	H	Syracuse	64
2017	IR	Dorian O'Daniel	A	Louisville	44
	IR	Dorian O'Daniel	A	Virginia Tech	22
	FR	Tanner Muse	A	Syracuse	63
	PR	Ray-Ray McCloud	A	NC State	77
	IR	Ryan Carter	A	South Carolina	12
2018	FR	Christian Wilkins, Clelin Ferrell	A	Georgia Tech	4
	IR	Isaiah Simmons	H	Louisville	27
	PR	Amari Rodgers	A	Boston College	58
	IR	A.J. Terrell	N	Alabama	44

OPPONENTS

Year	Type	Player	Site	Opponent	Yards
1951	IR	Harry Jabbusch	A	South Carolina	13
	PR	Chuck Prezioso	A	South Carolina	74
1952	IR	Howard Chapman	A	Florida	*0
1953	IR	Joe Counts	H	Presbyterian	34
	PR	Dick Nolan	H	Maryland	90
	PR	Dick Zotti	A	Boston College	70
1957	KOR	Dick Christy	H	NC State	97
1959	IR	Bobby Robinson	H	Wake Forest	69
1960	IR	John Janus	A	Boston College	60
1961	FR	Jim Costen	A	South Carolina	27
1962	IR	Ernie Arizzi	A	Maryland	68
1963	IR	Ernie Arizzi	H	Maryland	83
1964	IR	Barry Wilson	A	Georgia	16
	IR	Ron Nalewak	A	Maryland	20
1965	BPR	Larry Kohn	A	Georgia	38
1966	PR	Mike Battle	A	Southern California	74
1967	PR	Jimmy Carter	A	Auburn	61
1968	IR	Buddy McClinton	H	Auburn	53
	PR	Tyler Hellams	H	South Carolina	73
1970	IR	Bill Brafford	H	North Carolina	31
1971	KOR	Doug Kotar	H	Kentucky	98
	IR	Don Golden	H	Georgia	71
	FR	Glenn Flynn	A	Auburn	17
	BPR	Bill Brafford	A	North Carolina	37
1972	FR	David Vandiver	A	Rice	*0
	IR	Clyde Power	A	Oklahoma	57
	IR	Gary Faulkner	A	Georgia Tech	49
1973	FR	Mike Lacika	H	Virginia	*0
1974	FR	Joel Porter	H	Georgia Tech	19
1975	IR	Wyatt Washington	H	Tulane	76
1978	KOR	Larry Fallen	H	Virginia Tech	100
	BPR	Mike Carney	A	Maryland	*0

1980	PR	Scott Woerner	A	Georgia	67
	IR	Dennis Tabron	H	Duke	87
	BPR	Earnest Butler	A	NC State	5
1982	BPR	Stan Dooley	A	Georgia	2
1983	IR	James Jones	H	North Carolina	17
1984	IR	Mark Franklin	A	NC State	81
1985	PR	Brian Williams	A	Kentucky	57
1986	BPR	Mitch Dove	H	Virginia Tech	*0
	IR	Brad Edwards	H	South Carolina	61
1987	KOR	Jon Jeffries	A	Virginia Tech	92
	PR	Nate Lewis	H	Georgia	76
	IR	Brad Edwards	A	South Carolina	40
1988	PR	Deion Sanders	H	Florida State	76
	KOR	Quinton McCracken	H	Duke	96
1989	KOR	Marcus Mickel	A	Virginia Tech	90
1990	KOR	Leroy Gallman	H	Duke	78
1991	PR	Brian Treggs	N	California	72
1993	FR	Derrick Brooks	A	Florida State	83
1994	BPR	Ray Farmer	A	Duke	20
	IR	Benji Young	H	South Carolina	27
1996	PR	Dee Feaster	A	Florida State	79
1997	PR	Peter Warrick	H	Florida State	90
	FR	Sam Cowart	H	Florida State	*0
	BPR	Tavares Tillman	A	Georgia Tech	30
	FR	Darius Clark	H	Duke	5
1998	IR	Mark Makovec	H	Wake Forest	36
	FR	Jason Perry	H	NC State	36
1999	IR	Ike Charlton	A	Virginia Tech	34
	FR	Corey Moore	A	Virginia Tech	32
2002	KOR	Fred Gibson	A	Georgia	91
	KOR	Leon Washington	A	Florida State	97
	BPR	Terrence Holt	H	NC State	39
	KOR	Jerricho Cotchery	H	NC State	42
	PR	Wes Welker	N	Texas Tech	59
2003	IR	Eric King	A	Wake Forest	85
	FR	Jyles Tucker	A	Wake Forest	12
2004	IR	Leroy Smith	A	Florida State	41
2005	BPR	Geno Hayes	H	Florida State	*0
2006	KOR	Jeff Smith	A	Boston College	96
	BFG	Tony Carter	A	Florida State	69
	IR	Willie Young	H	NC State	34
2007	KOR	Darrell Blackman	A	NC State	99
	IR	D.J. Parker	H	Virginia Tech	32
	PR	Eddie Royal	H	Virginia Tech	82
	KOR	Victor Harris	H	Virginia Tech	100
2008	IR	Nate Irving	H	NC State	33
	IR	Dominique Reese	H	Georgia Tech	34
	BPR	Roderick Rollins	A	Boston College	14
	IR	Neefy Moffett	A	Florida State	18
2009	FR	Chris McCoy	H	Middle Tennessee	68
	PR	Jerrard Tarrant	A	Georgia Tech	85
	FR	Marcus Robinson	A	Miami (Fla.)	53
	IR	Jamie Robinson	H	Florida State	52
2010	IR	Antonio Allen	H	South Carolina	37
2011	FR	Bjoern Werner	H	Florida State	25
	IR	Cameron Chism	A	Maryland	46
	KOR	T.J. Thorpe	H	North Carolina	100
	PR	Mike Campanaro	H	Wake Forest	50
	FR	Darwin Cook	N	West Virginia	99
2013	FR	Mario Edwards Jr.	H	Florida State	37
2014	KOR	Todd Gurley	A	Georgia	100
	FR	Dominique Mitchell	H	SC State	35
	IR	Jamal Golden	A	Georgia Tech	85
	IR	Chris Milton	A	Georgia Tech	62
2015	KOR	Traveon Samuel	A	Louisville	100
	KOR	Nyheim Hines	A	NC State	100
	KOR	Kenyan Drake	N	Alabama	95
2016	IR	Mike Stevens	H	NC State	28
2017	IR	Mack Wilson	N	Alabama	18
2018	KOR	Hassan Hall	H	Louisville	93
	PR	Michael Walker	A	Boston College	74

* - statistically not a fumble return, but rather a recovered fumble only; Note: Clemson home games in **bold**; stats from 1951-18.

INDIVIDUAL SEASON BESTS

RUSHING YARDS

Rk	Player	Year	Car.	Yards	Avg.
1.	Travis Etienne	2018	204	1658	8.1
2.	Wayne Gallman	2015	283	1527	5.4
3.	Raymond Priestler	1996	257	1345	5.2
4.	Raymond Priestler	1995	238	1322	5.6
5.	Terrence Flagler	1986	192	1258	6.6
6.	C.J. Spiller	2009	216	1212	5.6
7.	Kenny Flowers	1985	227	1200	5.3
8.	Terry Allen	1988	216	1192	5.5
9.	James Davis	2006	203	1187	5.8
10.	Andre Ellington	2011	223	1178	5.3
11.	Wayne Gallman	2016	232	1133	4.9
12.	Deshaun Watson	2015	207	1105	5.3
13.	Andre Ellington	2012	212	1081	5.1
14.	Cliff Austin	1982	197	1064	5.4
	James Davis	2007	214	1064	5.0
16.	Woodrow Dantzler	2001	221	1061	4.8
17.	Buddy Gore	1967	230	1045	4.5
18.	Woodrow Dantzler	2000	190	1028	5.4
19.	Travis Zachery	2000	206	1027	5.0
20.	Roderick McDowell	2013	189	1025	5.4
21.	Lester Brown	1978	202	1022	5.1

RUSHING YARDS PER GAME

Rk	Player	Year	G	Yards	Y/G
1.	Raymond Priestler	1996	12	1345	112.1
2.	Travis Etienne	2018	15	1658	110.5
3.	Raymond Priestler	1995	12	1322	110.2
4.	Wayne Gallman	2015	14	1527	109.1
5.	Cliff Austin	1982	10	1064	106.4
6.	Terrence Flagler	1986	12	1258	104.8
7.	Buddy Gore	1967	10	1045	104.5
8.	Kenny Flowers	1985	12	1200	100.0
9.	Terry Allen	1988	12	1192	99.3
10.	Ray Yauger	1969	10	968	96.8

YARDS PER CARRY

Rk	Player	Year	Car-Yards	Y/C
1.	Lyn-J Dixon	2018	62-547	8.82
2.	Travis Etienne	2018	204-1658	8.13
3.	Billy Hair	1950	71-525	7.39
4.	C.J. Spiller	2006	129-938	7.27
5.	Andre Ellington	2009	68-491	7.22
6.	Travis Etienne	2017	107-766	7.16
7.	Ronald Williams	1991	82-585	7.13
8.	Adam Choice	2018	77-548	7.12
9.	Terrence Flagler	1986	192-1258	6.55
10.	Jackie Calvert	1950	105-663	6.31

Note: Minimum 400 yards.

RUSHING TOUCHDOWNS

Rk	Player	Year	G	Car.	Yards	Y/C	TD
1.	Travis Etienne	2018	15	204	1658	8.1	24
2.	Lester Brown	1978	12	202	1022	5.1	17
	James Davis	2006	13	203	1187	5.8	17
	Wayne Gallman	2016	15	232	1133	4.9	17
5.	Travis Zachery	1999	11	185	820	4.4	16
6.	Fred Cone	1950	10	184	845	4.6	14
	Cliff Austin	1982	10	197	1064	5.4	14
	Emory Smith	1995	12	145	712	4.9	14
9.	Kenny Flowers	1985	12	227	1200	5.3	13
	Woodrow Dantzler	2000	12	190	1028	5.4	13
	Travis Zachery	2000	12	206	1027	5.0	13
	Wayne Gallman	2015	14	283	1527	5.4	13
	Travis Etienne	2017	13	107	766	7.2	13

PASSING ATTEMPTS

Rk	Player	Year	Yards	Pct.	Co.	Att.
1.	Deshaun Watson	2016	4593	67.0	388	579
2.	Tajh Boyd	2011	3828	59.7	298	499
3.	Deshaun Watson	2015	4104	67.8	333	491
4.	Charlie Whitehurst	2003	3561	61.9	288	465
5.	Cullen Harper	2007	2991	65.1	282	433
6.	Tajh Boyd	2012	3896	67.2	287	427
7.	Tajh Boyd	2013	3851	68.5	283	413
8.	Kelly Bryant	2017	2802	65.8	262	398
9.	Trevor Lawrence	2018	3280	65.2	259	397
10.	Kyle Parker	2009	2526	55.6	205	369

COMPLETIONS

Rk	Player	Year	Yards	Pct.	Att.	Co.
1.	Deshaun Watson	2016	4593	67.0	579	388
2.	Deshaun Watson	2015	4104	67.8	491	333
3.	Tajh Boyd	2011	3828	59.7	499	298
4.	Charlie Whitehurst	2003	3561	61.9	465	288
5.	Tajh Boyd	2012	3896	67.2	427	287
6.	Tajh Boyd	2013	3851	68.5	413	283
7.	Cullen Harper	2007	2991	65.1	433	282
8.	Kelly Bryant	2017	2802	65.8	398	262
9.	Trevor Lawrence	2018	3280	65.2	397	259
10.	Charlie Whitehurst	2005	2483	67.4	340	229

PASSING YARDS

Rk	Player	Year	Att.	Co.	Pct.	Yards
1.	Deshaun Watson	2016	579	388	67.0	4593
2.	Deshaun Watson	2015	491	333	67.8	4104
3.	Tajh Boyd	2012	427	287	67.2	3896
4.	Tajh Boyd	2013	413	283	68.5	3851
5.	Tajh Boyd	2011	499	298	59.7	3828
6.	Charlie Whitehurst	2003	465	288	61.9	3561
7.	Trevor Lawrence	2018	397	259	65.2	3280
8.	Cullen Harper	2007	433	282	65.1	2991
9.	Kelly Bryant	2017	398	262	65.8	2802
10.	Cullen Harper	2008	360	221	61.4	2601

PASSING YARDS PER GAME

Rk	Player	Year	G	Co.	Att.	Yards	Y/G
1.	Deshaun Watson	2016	15	388	579	4593	306.2
2.	Tajh Boyd	2012	13	287	427	3896	299.7
3.	Tajh Boyd	2013	13	283	413	3851	296.2
4.	Charlie Whitehurst	2003	13	288	465	3561	273.9
5.	Deshaun Watson	2015	15	333	491	4104	273.6
6.	Tajh Boyd	2011	14	298	499	3828	273.4
7.	Cullen Harper	2007	13	282	433	2991	230.1
8.	Charlie Whitehurst	2005	11	229	340	2483	225.7
9.	Trevor Lawrence	2018	15	259	397	3280	218.7
10.	Woodrow Dantzler	2001	12	203	334	2578	214.8

PASSING EFFICIENCY

Rk	Player	Year	Co.	Att.	Yards	TD	I	Eff.
1.	Deshaun Watson	2014	93	137	1466	14	2	188.6
2.	Tajh Boyd	2013	283	413	3851	34	11	168.7
3.	Tajh Boyd	2012	287	427	3896	36	13	165.6
4.	Willie Jordan	1975	40	73	728	5	1	158.3
5.	Trevor Lawrence	2018	259	397	3280	30	4	157.6
6.	Deshaun Watson	2015	333	491	4104	35	13	156.3
7.	Harvey White	1957	46	95	841	11	3	154.6
8.	Deshaun Watson	2016	388	579	4593	41	17	151.1
9.	Mike Epley	1983	99	166	1410	13	9	146.0
10.	Mark Fellers	1974	42	92	783	10	5	143.1

Note: Minimum 70 passing attempts.

COMPLETION PERCENTAGE

Rk	Player	Year	Co.	Att.	Yards	Pct.
1.	Tajh Boyd	2013	283	413	3851	68.5
2.	Deshaun Watson	2014	93	137	1466	67.9
3.	Deshaun Watson	2015	333	491	4104	67.8
4.	Charlie Whitehurst	2005	229	340	2483	67.4
5.	Tajh Boyd	2012	287	427	3896	67.2
6.	Deshaun Watson	2016	388	579	4593	67.0
7.	Kelly Bryant	2017	262	398	2802	65.8
8.	Trevor Lawrence	2018	259	397	3280	65.2
9.	Cullen Harper	2007	282	433	2991	65.1
10.	Cole Stoudt	2014	191	302	1892	63.2

Note: Minimum 100 passing attempts.

PASSING TOUCHDOWNS

Rk	Player	Year	Co.	Att.	Yards	TD
1.	Deshaun Watson	2016	388	579	4593	41
2.	Tajh Boyd	2012	287	427	3896	36
3.	Deshaun Watson	2015	333	491	4104	35
4.	Tajh Boyd	2013	283	413	3851	34
5.	Tajh Boyd	2011	298	499	3828	33
6.	Trevor Lawrence	2018	259	397	3280	30
7.	Cullen Harper	2007	282	433	2991	27
8.	Woodrow Dantzler	2001	203	334	2578	21
	Charlie Whitehurst	2003	288	465	3561	21
10.	Kyle Parker	2009	205	369	2526	20

TOTAL OFFENSE YARDS

Rk	Player	Year	Rush	Pass	Total
1.	Deshaun Watson	2016	626	4593	5219
2.	Deshaun Watson	2015	1105	4104	5209
3.	Tajh Boyd	2012	514	3896	4410
4.	Tajh Boyd	2013	400	3851	4251
5.	Tajh Boyd	2011	218	3828	4046
6.	Woodrow Dantzler	2001	1061	2578	3639
7.	Charlie Whitehurst	2003	49	3561	3610
8.	Kelly Bryant	2017	665	2802	3467
9.	Trevor Lawrence	2018	177	3280	3457
10.	Cullen Harper	2007	-89	2991	2902

TOTAL OFFENSE YARDS PER GAME

Rk	Player	Year	G	Rush	Pass	Total	Y/G
1.	Deshaun Watson	2016	15	626	4593	5219	347.9
2.	Deshaun Watson	2015	15	1105	4104	5209	347.3
3.	Tajh Boyd	2012	13	514	3896	4410	339.2
4.	Tajh Boyd	2013	13	400	3851	4251	327.0
5.	Woodrow Dantzler	2001	12	1061	2578	3639	303.3
6.	Tajh Boyd	2011	14	218	3828	4046	289.0
7.	Charlie Whitehurst	2003	13	49	3561	3610	277.7
8.	Kelly Bryant	2017	14	665	2802	3467	247.6
9.	Woodrow Dantzler	2000	12	1028	1871	2899	241.6
10.	Trevor Lawrence	2018	15	177	3280	3457	230.5

ALL-PURPOSE YARDS

Rk	Player	Year	Rush	Rec.	PR	KOR	Total
1.	C.J. Spiller	2009	1212	503	210	755	2680
2.	Sammy Watkins	2011	231	1219	12	826	2288
3.	Derrick Hamilton	2002	208	602	377	696	1883
4.	Tony Horne	1997	7	907	332	536	1782
5.	C.J. Spiller	2008	629	436	189	516	1770
6.	Sammy Watkins	2013	11	1464	0	293	1768
7.	Wayne Gallman	2015	1527	213	----	----	1740
8.	Travis Etienne	2018	1658	78	----	----	1736
9.	Derrick Hamilton	2003	111	1026	218	380	1735
10.	C.J. Spiller	2007	768	271	137	547	1723

RECEPTIONS

Rk	Player	Year	G	Yards	Avg.	Rec.
1.	Sammy Watkins	2013	13	1464	14.5	101
2.	Mike Williams	2016	15	1361	13.9	98
3.	Artavis Scott	2015	15	901	9.7	93
4.	Aaron Kelly	2007	13	1081	12.3	88
5.	Sammy Watkins	2011	13	1219	14.9	82
	DeAndre Hopkins	2012	13	1405	17.1	82
7.	Rod Gardner	1999	12	1084	13.6	80
8.	Artavis Scott	2014	13	965	12.7	76
9.	Artavis Scott	2016	15	614	8.1	76
10.	DeAndre Hopkins	2011	14	978	13.6	72

RECEPTIONS PER GAME

Rk	Player	Year	G
----	--------	------	---

INDIVIDUAL SEASON BESTS

YARDS PER RECEPTION

Rk Player	Year	Rec-Yards	Avg.
1. Gary Cooper	1988	13-417	32.1
2. Whitey Jordan	1957	12-369	30.7
3. Martavis Bryant	2012	10-305	30.5
4. Don Kelley	1971	18-505	28.1
5. Ray Mathews	1948	14-379	27.1
6. Glenn Smith	1950	22-498	22.6
7. Joe Pagliei	1955	10-223	22.3
8. Justyn Ross	2018	46-1000	21.7
9. Craig Brantley	1975	22-475	21.6
10. Joe Blalock	1939	15-322	21.5

Note: Minimum 10 receptions.

RECEIVING TOUCHDOWNS

Rk Player	Year	G	Rec.	Yards	Avg.	TD
1. DeAndre Hopkins	2012	13	82	1405	17.1	18
2. Sammy Watkins	2011	13	82	1219	14.9	12
Sammy Watkins	2013	13	101	1464	14.5	12
Tee Higgins	2018	15	59	936	15.9	12
5. Aaron Kelly	2007	13	88	1081	12.3	11
Mike Williams	2016	15	98	1361	13.9	11
7. Derrick Hamilton	2003	13	62	1026	16.5	10
8. Deon Cain	2016	15	38	724	19.1	9
Justyn Ross	2018	15	46	1000	21.7	9
10. Perry Tuttle	1981	12	52	833	17.0	8
Terrance Roulhac	1984	11	26	512	19.7	8
Tony Horne	1997	12	70	907	13.0	8
Dwayne Allen	2011	14	50	598	12.0	8
Brandon Ford	2012	12	31	411	13.3	8
Artavis Scott	2014	13	76	965	12.7	8
Jordan Leggett	2015	15	40	525	13.1	8

TOTAL TOUCHDOWNS

Rk Player	Year	Rush	Rec.	Ret.	TD
1. Travis Etienne	2018	24	2	0	26
2. C.J. Spiller	2009	12	4	5	21
3. Travis Zachery	2000	13	5	0	18
DeAndre Hopkins	2012	0	18	0	18
5. Lester Brown	1978	17	0	0	17
James Davis	2006	17	0	0	17
Wayne Gallman	2016	17	0	0	17
8. Travis Zachery	1999	16	0	0	16
9. Fred Cone	1950	14	1	0	15
Emory Smith	1995	14	1	0	15

PUNT RETURN YARDS

Rk Player	Year	PR	Avg.	Yards
1. Shad Bryant	1938	27	18.0	487
2. Don Kelley	1970	24	16.2	389
3. Derrick Hamilton	2002	35	10.8	377
4. Darnell Stephens	1991	29	12.5	362
5. Donnell Woolford	1987	23	15.0	345
6. Justin Miller	2004	26	13.0	339
7. Tony Horne	1997	32	10.4	332
8. Ray-Ray McCloud	2017	25	12.1	303
9. Willie Jordan	1977	33	9.1	300
10. Amari Rodgers	2018	39	7.7	299

PUNT RETURN AVERAGE

Rk Player	Year	PR	Yards	Avg.
1. Brian Mance	2000	6	192	32.0
2. C.J. Spiller	2009	8	210	26.3
3. Elmo Lam	1961	8	179	22.4
4. Joe Pagliei	1954	7	134	19.1
5. Harry Pavilack	1960	6	112	18.7
6. Shad Bryant	1938	27	487	18.0
7. Bobby Gage	1948	12	203	16.9
8. Jeff Siepe	1971	9	148	16.4
9. Don Kelley	1970	24	389	16.2
10. Jackie Calvert	1950	14	225	16.1

Note: Minimum five punt returns.

KICKOFF RETURN YARDS

Rk Player	Year	KOR	Avg.	Yards
1. Sammy Watkins	2011	33	25.0	826
2. C.J. Spiller	2009	23	32.8	755
3. Derrick Hamilton	2002	32	21.8	696
4. Andre Humphrey	1993	29	22.9	663
5. Justin Miller	2004	20	33.1	661
6. Marcus Gilchrist	2010	27	23.7	639
7. Brian Mance	2001	25	23.5	588
8. Terrence Roulhac	1986	18	32.1	578
9. Bob Bosler	1970	28	20.3	568
10. C.J. Spiller	2007	19	28.8	547

KICKOFF RETURN AVERAGE

Rk Player	Year	KOR	Yards	Avg.
1. Justin Miller	2002	13	456	35.1
2. Derrick Hamilton	2003	11	380	34.5
3. Justin Miller	2004	20	661	33.1
4. C.J. Spiller	2009	23	755	32.8
5. Jacoby Ford	2006	13	426	32.8
6. Terrence Roulhac	1986	18	578	32.1
7. Derrick Hamilton	2001	15	476	31.7
8. Doug Thomas	1990	11	333	30.3
9. Bill Mathis	1959	10	294	29.4
10. Joe Henderson	1987	14	407	29.1

Note: Minimum 10 kickoff returns.

PUNTING AVERAGE

Rk Player	Year	Punts	Yards	Avg.
1. Chris Gardocki	1990	58	2580	44.5
2. David Sims	1979	79	3468	43.8
3. Dale Hatcher	1984	54	2361	43.7
4. Dale Hatcher	1983	47	2051	43.6
5. Banks McFadden	1939	65	2828	43.5
6. Dale Hatcher	1981	44	1908	43.4
7. Chris Gardocki	1989	48	2062	43.0
8. Jimmy Maners	2007	55	2354	42.8
9. Kevin Laird	1997	67	2865	42.8
10. Chris Gardocki	1988	45	1924	42.8

NET PUNTING AVERAGE

Rk Player	Year	Net
1. Dale Hatcher	1984	42.4
2. David Sims	1979	40.6
3. Dawson Zimmerman	2010	40.6
4. Dale Hatcher	1983	40.5
5. Dale Hatcher	1981	40.5
6. Bradley Pinion	2014	40.3
7. Chris Gardocki	1989	39.4
8. Chris Gardocki	1990	39.3
9. Dale Hatcher	1982	38.8
10. Cole Chason	2006	38.6

FIELD GOALS MADE

Rk Player	Year	Pct.	Att.	Made
1. Greg Huegel	2015	84.4	32	27
2. Jad Dean	2005	77.4	31	24
3. Obed Ariri	1980	76.7	30	23
4. Chris Gardocki	1989	75.9	29	22
Chris Gardocki	1990	78.6	28	22
Nelson Welch	1992	78.6	28	22
Mark Buchholz	2007	61.1	36	22
Chandler Catanzaro	2011	81.5	27	22
9. Ammon Lakip	2014	75.0	28	21
10. Richard Jackson	2009	64.5	31	20

FIELD GOALS ATTEMPTED

Rk Player	Year	Made	Pct.	Att.
1. Mark Buchholz	2007	22	61.1	36
2. Greg Huegel	2015	27	84.4	32
3. Chris Gardocki	1988	19	59.4	32
4. Jad Dean	2005	24	77.4	31
Richard Jackson	2009	20	64.5	31
6. Obed Ariri	1980	23	76.7	30
7. Chris Gardocki	1989	22	75.9	29
8. Chris Gardocki	1990	22	78.6	28
Nelson Welch	1991	19	67.9	28
Nelson Welch	1992	22	78.6	28
Ammon Lakip	2014	21	75.0	28

EXTRA POINTS MADE

Rk Player	Year	Att.	Pct.	Made
1. Greg Huegel	2018	78	97.4	76
2. Greg Huegel	2016	73	97.3	71
3. Chandler Catanzaro	2013	61	98.4	60
4. Chandler Catanzaro	2012	59	96.6	57
5. Greg Huegel	2015	61	91.8	56
6. Chandler Catanzaro	2011	53	98.1	52
7. Mark Buchholz	2007	48	100.0	48
8. Jad Dean	2006	50	92.0	46
9. Aaron Hunt	2000	47	95.7	45
10. Obed Ariri	1978	46	95.7	44

EXTRA POINTS ATTEMPTED

Rk Player	Year	Made	Pct.	Att.
1. Greg Huegel	2018	76	97.4	78
2. Greg Huegel	2016	71	97.3	73
3. Chandler Catanzaro	2013	60	98.4	61
Greg Huegel	2015	56	91.8	61
5. Chandler Catanzaro	2012	57	96.6	59
6. Chandler Catanzaro	2011	52	98.1	53
7. Jad Dean	2006	46	92.0	50
8. Mark Buchholz	2007	48	100.0	48
9. Charles Radcliffe	1950	38	80.9	47
Aaron Hunt	2000	45	95.7	47

KICK SCORING

Rk Player	Year	FG-FGA	PAT	TP
1. Greg Huegel	2015	27-32	56-61	137
2. Chandler Catanzaro	2011	22-27	52-53	118
3. Mark Buchholz	2007	22-36	48-48	114
4. Greg Huegel	2016	14-19	71-73	113
5. Chandler Catanzaro	2012	18-19	57-59	111
6. Greg Huegel	2018	11-16	76-78	109
7. Chris Gardocki	1989	22-29	41-41	107
8. Jad Dean	2005	24-31	34-35	106
Ammon Lakip	2014	21-28	43-44	106
10. Richard Jackson	2009	20-31	41-43	101

SCORING

Rk Player	Year	TD	FG	*PAT	TP
1. Travis Etienne	2018	26	---	---	156
2. Greg Huegel	2015	---	27	56	137
3. C.J. Spiller	2009	21	---	2	128
4. Chandler Catanzaro	2011	---	22	52	118
5. Mark Buchholz	2007	---	22	48	114
6. Greg Huegel	2016	---	14	71	113
7. Chandler Catanzaro	2012	---	18	57	111
8. Greg Huegel	2018	---	11	76	109
9. Travis Zachery	2000	18	---	---	108
DeAndre Hopkins	2012	18	---	---	108

* - total points

INTERCEPTIONS

Rk Player	Year	Yards	TD	Int.
1. Robert O'Neal	1989	96	0	8
Justin Miller	2002	50	0	8
DeAndre McDaniel	2009	128	1	8
4. Fred Knoebel	1951	29	0	7
5. Dennis Smith	1974	47	1	6
Steve Ryan	1977	67	0	6
Terry Kinard	1981	31	0	6
Terry Kinard	1982	3	0	6
Johnny Rembert	1982	128	1	6
Dexter Davis	1990	32	1	6
Brian Dawkins	1995	55	1	6
Robert Carswell	1999	72	0	6
Alex Ardley	2000	61	0	6
Brian Mance	2002	1	0	6
Michael Hamlin	2008	111	0	6
Rashard Hall	2009	67	0	6

INTERCEPTION RETURN YARDS

Rk Player	Year	TD	Int.	Yards
1. Don Kelley	1970	1	3	156
2. Rex Varn	1978	1	4	148
3. Crezdon Butler	2008	0	4	142
4. Jimmy Quarles	1951	1	4	140
5. Johnny Rembert	1982	1	6	128
DeAndre McDaniel	2009	1	8	128
7. Arlington Nunn	1990	3	3	115
Leomont Evans	1995	0	4	115
9. Michael Hamlin	2008	0	6	111
10. Rex Varn	1977	1	4	109

CLASS RECORDS

RUSHING YARDS

FY Freshman:	941	by Ronald Williams (1990)
Freshman:	973	by Terry Allen (1987)
Sophomore:	1658	by Travis Etienne (2018)
Junior:	1345	by Raymond Priestler (1996)
Senior:	1258	by Terrence Flagler (1986)

RUSHING YARDS PER GAME

FY Freshman:	85.6	by Ronald Williams (1990)
Freshman:	88.5	by Terry Allen (1987)
Sophomore:	110.5	by Travis Etienne (2018)
Junior:	112.1	by Raymond Priestler (1996)
Senior:	106.4	by Cliff Austin (1982)

Note: Minimum 75 percent of games played.

YARDS PER CARRY

Freshman:	*7.27	by C.J. Spiller (2006)
Sophomore:	8.13	by Travis Etienne (2018)
Junior:	6.17	by Ray Mathews (1949)
Senior:	7.12	by Adam Choice (2018)

Note: Minimum 70 carries.

PASSING YARDS

Freshman:	*3280	by Trevor Lawrence (2018)
Sophomore:	4104	by Deshaun Watson (2015)
Junior:	4593	by Deshaun Watson (2016)
Senior:	3851	by Tajh Boyd (2013)

PASSING EFFICIENCY

Freshman:	*188.6	by Deshaun Watson (2014)
Sophomore:	156.3	by Deshaun Watson (2015)
Junior:	165.6	by Tajh Boyd (2012)
Senior:	168.7	by Tajh Boyd (2013)

Note: Minimum 70 passing attempts.

COMPLETION PERCENTAGE

Freshman:	*67.9	by Deshaun Watson (2014)
Sophomore:	67.8	by Deshaun Watson (2015)
Junior:	67.2	by Tajh Boyd (2012)
Senior:	68.5	by Tajh Boyd (2013)

Note: Minimum 70 passing attempts.

PASSING TOUCHDOWNS

Freshman:	*30	by Trevor Lawrence (2018)
Sophomore:	35	by Deshaun Watson (2015)
Junior:	41	by Deshaun Watson (2016)
Senior:	34	by Tajh Boyd (2013)

RECEPTIONS

Freshman:	*82	by Sammy Watkins (2011)
Sophomore:	93	by Artavis Scott (2015)
Junior:	101	by Sammy Watkins (2013)
Senior:	98	by Mike Williams (2016)

RECEIVING YARDS

Freshman:	*1219	by Sammy Watkins (2011)
Sophomore:	1030	by Mike Williams (2014)
Junior:	1464	by Sammy Watkins (2013)
Senior:	1361	by Mike Williams (2016)

YARDS PER RECEPTION

Freshman:	*21.7	by Justyn Ross (2018)
Sophomore:	30.5	by Martavis Bryant (2012)
Junior:	32.1	by Gary Cooper (1988)
Senior:	30.7	by Whitey Jordan (1957)

Note: Minimum 10 receptions.

RECEIVING TOUCHDOWNS

Freshman:	*12	by Sammy Watkins (2011)
Sophomore:	12	by Tee Higgins (2018)
Junior:	18	by DeAndre Hopkins (2012)
Senior:	11	by Mike Williams (2016)

TOTAL OFFENSE

Freshman:	*3457	by Trevor Lawrence (2018)
Sophomore:	5209	by Deshaun Watson (2015)
Junior:	5219	by Deshaun Watson (2016)
Senior:	4251	by Tajh Boyd (2013)

POINTS

FY Freshman:	78	by Sammy Watkins (2011)
Freshman:	137	by Greg Huegel (2015)
Sophomore:	156	by Travis Etienne (2018)
Junior:	114	by Mark Buchholz (2007)
Senior:	128	by C.J. Spiller (2009)

TOTAL TOUCHDOWNS

Freshman:	*13	by Sammy Watkins (2011), Travis Etienne (2017)
Sophomore:	26	by Travis Etienne (2018)
Junior:	18	by Travis Zachery (2000), DeAndre Hopkins (2012)
Senior:	21	by C.J. Spiller (2009)

FIELD GOALS

FY Freshman:	19	by Chris Gardocki (1988)
Freshman:	27	by Greg Huegel (2015)
Sophomore:	22	by Chris Gardocki (1989), Nelson Welch (1992), Chandler Catanzaro (2011)
Junior:	24	by Jad Dean (2005)
Senior:	23	by Obed Ariri (1980)

PUNT RETURN YARDS

Freshman:	*362	by Darnell Stephens (1991)
Sophomore:	377	by Derrick Hamilton (2002)
Junior:	487	by Shad Bryant (1938)
Senior:	332	by Tony Horne (1997)

PUNT RETURN AVERAGE

Freshman:	*12.5	by Darnell Stephens (1991)
Sophomore:	13.8	by Andre Humphrey (1993)
Junior:	18.0	by Shad Bryant (1938)
Senior:	16.9	by Bobby Gage (1948)

Note: Minimum 10 punt returns.

KICKOFF RETURN YARDS

Freshman:	*826	by Sammy Watkins (2011)
Sophomore:	696	by Derrick Hamilton (2002)
Junior:	661	by Justin Miller (2004)
Senior:	755	by C.J. Spiller (2009)

KICKOFF RETURN AVERAGE

Freshman:	*35.1	by Justin Miller (2002)
Sophomore:	29.1	by Joe Henderson (1987)
Junior:	34.5	by Derrick Hamilton (2003)
Senior:	32.8	by C.J. Spiller (2009)

Note: Minimum 10 kickoff returns.

ALL-PURPOSE YARDS

Freshman:	*2288	by Sammy Watkins (2011)
Sophomore:	1883	by Derrick Hamilton (2002)
Junior:	1770	by C.J. Spiller (2008)
Senior:	2680	by C.J. Spiller (2009)

TACKLES

Freshman:	*150	by Anthony Simmons (1995)
Sophomore:	186	by Keith Adams (1999)
Junior:	170	by Bubba Brown (1978)
Senior:	175	by Jeff Davis (1981)

SACKS

FY Freshman:	7	by Dexter Lawrence (2016)
Freshman:	7	by Michael Dean Perry (1984), Chester McGlockton (1989), Dexter Lawrence (2016)
Sophomore:	16	by Keith Adams (1999)
Junior:	15.5	by Da'Quan Bowers (2010)
Senior:	12.5	by Gaines Adams (2006)

TACKLES FOR LOSS

FY Freshman:	11	by Anthony Simmons (1995)
Freshman:	15	by Michael Dean Perry (1984)
Sophomore:	35	by Keith Adams (1999)
Junior:	27	by Leroy Hill (2003)
Senior:	27	by William Perry (1984), Rob Bodine (1991)

INTERCEPTIONS

Freshman:	*8	by Robert O'Neal (1989), Justin Miller (2002)
Sophomore:	6	by Fred Knoebel (1950)
Junior:	8	by DeAndre McDaniel (2009)
Senior:	6	by many (5)

PASS BREAKUPS

FY Freshman:	9	by Robert O'Neal (1989), Justin Miller (2002)
Freshman:	10	by Alex Ardley (1998)
Sophomore:	13	by James Lott (1987), Justin Miller (2003)
Junior:	21	by Tye Hill (2004)
Senior:	17	by Dextra Polite (1999)

PASSES DEFENDED

Freshman:	*17	by Robert O'Neal (1989), Justin Miller (2002)
Sophomore:	17	by James Lott (1987)
Junior:	21	by Tye Hill (2004)
Senior:	21	by Dextra Polite (1999)

Note: Interceptions & pass breakups.

INTERCEPTION RETURNS YARDS

Freshman:	*96	by Robert O'Neal (1989)
Sophomore:	109	by Rex Varn (1977)
Junior:	156	by Don Kelley (1970)
Senior:	128	by Johnny Rembert (1982)

PUNTING AVERAGE

Freshman:	*43.4	by Dale Hatcher (1981)
Sophomore:	43.0	by Chris Gardocki (1989)
Junior:	44.5	by Chris Gardocki (1990)
Senior:	43.7	by Dale Hatcher (1984)

SNAPS

Freshman:	*1049	by Mitch Hyatt (2015)
Sophomore:	1121	by Deshaun Watson (2015)
Junior:	1115	by Deshaun Watson (2016)
Senior:	1096	by Eric Mac Lain (2015)

FY - first-year; * - also the most by a first-year freshman

SENIOR CLASS RECORDS

OVERALL WINS

Rk	Class	Win %	W-L
1.	2018	.932	55-4
2.	2017	.893	50-7
3.	2016	.875	49-7
4.	2015	.852	46-8
5.	2014	.792	42-11
6.	1990	.833	40-8
7.	1991	.823	39-8-1
8.	1989	.813	38-8-2
	2013	.717	38-15
10.	1981	.787	37-10
	1984	.844	37-6-2

OVERALL WIN PERCENTAGE

Rk	Class	W-L	Win %
1.	2018	55-4	.932
2.	2017	50-7	.877
3.	2016	49-7	.875
4.	2015	46-8	.852
5.	1903	19-3-1	.848
6.	1984	37-6-2	.844
7.	1990	40-8	.833
8.	1991	39-8-1	.823
9.	1983	36-7-2	.822
10.	1902	19-4-1	.813
	1989	38-8-2	.813

Note: Minimum 20 games.

CONFERENCE WINS

Rk	Class	Win %	W-L
1.	2018	.938	30-2
2.	2015	.875	28-4
	2016	.875	28-4
	2017	.875	28-4
5.	2014	.813	26-6
6.	2013	.750	24-8
7.	2012	.719	23-9
8.	1989	.804	22-5-1
	1990	.786	22-6
	1991	.804	22-5-1

CONFERENCE WIN PERCENTAGE

Rk	Class	W-L	Win %
1.	2018	30-2	.938
2.	1940	13-0-2	.933
3.	1941	16-1-1	.917
4.	2015	28-4	.875
	2016	28-4	.875
	2017	28-4	.875
7.	1939	12-2-2	.813
	2014	26-6	.813
9.	1989	22-5-1	.804
	1991	22-5-1	.804

Note: Minimum 15 games.

HOME WINS

Rk	Class	Win %	W-L
1.	2017	.964	27-1
	2018	.964	27-1
3.	2014	.929	26-2
	2015	.929	26-2
	2016	.929	26-2
6.	2012	.857	24-4
	2013	.857	24-4
8.	1990	.885	23-3
	2011	.821	23-5
10.	1984	.880	22-1-2
	1991	.900	22-2-1
	1993	.865	22-3-1

HOME WIN PERCENTAGE

Rk	Class	W-L	Win %
1.	1930	13-0-1	.964
	2017	27-1	.964
	2018	27-1	.964
4.	2014	26-2	.929
	2015	26-2	.929
	2016	26-2	.929
7.	1984	22-1-2	.920
8.	1991	22-2-1	.900
9.	1960	16-2	.889
10.	1990	23-3	.885

Note: Minimum 14 games.

SNAP RECORDS

CAREER

ALL PLAYERS

Rk	Player	Pos.	Years	Snaps
1.	Mitch Hyatt	OT	2015-18	3754
2.	* Dalton Freeman	C	2009-12	3361
3.	* Landon Walker	OT	2008-11	3131
4.	* Kyle Young	C	1998-01	3097
5.	* Glenn Rountree	OG	1994-97	3048
6.	Tajh Boyd	QB	2010-13	2963
7.	* Charlie Whitehurst	QB	2002-05	2875
8.	Eric Harmon	OG	1987-90	2870
9.	Barry Richardson	OT	2004-07	2778
10.	Jim Bundren	OT	1994-97	2772
11.	* Brandon Thomas	OL	2010-13	2765
12.	Robert Carswell	FS	1997-00	2760
13.	DeAndre McDaniel	S	2007-10	2750
14.	* Rashard Hall	S	2009-12	2697
15.	* Michael Hamlin	S	2005-08	2683
16.	Jeb Flesch	OG	1988-91	2657
17.	* T.J. Watkins	OG/TE	1998-01	2655
18.	Nealon Greene	QB	1994-97	2607
19.	Deshawn Watson	QB	2014-16	2562
20.	Jay Guillermo	C	2013-16	2552
21.	Robert O'Neal	FS	1989-92	2547
22.	* Thomas Austin	OL	2006-09	2501
23.	Stacy Seegars	OG	1990-93	2457
24.	* Christian Wilkins	DL	2015-18	2441
25.	Antoine McClain	OG	2008-11	2438
26.	* Tyrone Crowder	OG	2014-17	2432
27.	Jamaal Fudge	S	2002-05	2411
28.	* Kendall Joseph	LB	2015-18	2410
29.	* Chris Clemons	S	2005-08	2408
	Aaron Kelly	WR	2005-08	2408
	* Hunter Renfrow	WR	2015-18	2408
32.	* Chris Chancellor	CB	2006-09	2383
33.	Jordan Leggett	TE	2013-16	2372
34.	Cedric Johnson	OG	2001-04	2355
35.	Chad Carson	LB	1998-01	2353
36.	Dexter McCleon	CB/QB	1993-96	2349
37.	Jeff Bak	C	1985-88	2346
38.	Holland Postell	OT	1995-98	2337
39.	Rodney Williams	QB	1985-88	2335
40.	Raymond Priestler	TB	1994-97	2329
41.	Nathan Bennett	OG	2003-06	2308
42.	Will Young	OG	1992-95	2293
43.	Travis Zachery	TB	1998-01	2289
44.	Alex Ardley	CB	1998-01	2283
45.	Stephone Anthony	LB	2011-14	2264
46.	* Chris Hairston	OT	2007-10	2260
47.	* Xavier Brewer	DB	2009-12	2250
48.	Brian Dawkins	S	1992-95	2247
49.	James Lott	DB	1986-89	2235
50.	Marion Dukes	OT	2003-06	2222

SEASON

BY CLASS

Class	Player	Pos.	Year	Snaps
Freshman	Mitch Hyatt	OT	2015	1049
Sophomore	Deshawn Watson	QB	2015	1121
Junior	Deshawn Watson	QB	2016	1115
Senior	* Eric Mac Lain	OG	2015	1096

OFFENSIVE TACKLE

Rk	Player	Cl.	Year	Snaps
1.	Mitch Hyatt	Fr.	2015	1049
2.	Landon Walker	Gr.	2011	1033
3.	Mitch Hyatt	So.	2016	994
4.	Brandon Thomas	Jr.	2012	987
5.	Joe Gore	Gr.	2015	976
6.	John McDermott	Jr.	1999	923
7.	Kalon Davis	Sr.	2014	903
8.	Barry Richardson	Sr.	2007	890
9.	Akil Smith	So.	1999	887
10.	Mitch Hyatt	Sr.	2018	869

OFFENSIVE GUARD

Rk	Player	Cl.	Year	Snaps
1.	Eric Mac Lain	Gr.	2015	1096
2.	Taylor Hearn	So.	2016	1022
3.	Tyler Shatley	Jr.	2012	939
4.	Antoine McClain	Sr.	2011	921
5.	Gregory Walker	Jr.	2002	887
6.	Tyrone Crowder	Jr.	2016	869
7.	John Phillips	Jr.	1986	864
8.	John Simpson	Jr.	2018	858
9.	T.J. Watkins	Sr.	2001	855
10.	Cedric Johnson	Jr.	2003	850

CENTER

Rk	Player	Cl.	Year	Snaps
1.	Jay Guillermo	Jr.	2015	1092
2.	Jay Guillermo	Sr.	2016	1071
3.	Dalton Freeman	Jr.	2011	1044
4.	Dalton Freeman	Gr.	2012	959
5.	Justin Falcinelli	Jr.	2017	932
6.	Kyle Young	So.	1999	919
7.	Kyle Young	Gr.	2001	854
8.	Kyle Young	Jr.	2000	845
9.	Ryan Norton	So.	2013	841
10.	Tommy Sharpe	Jr.	2003	828

QUARTERBACK

Rk	Player	Cl.	Year	Snaps
1.	Deshawn Watson	So.	2015	1121
2.	Deshawn Watson	Jr.	2016	1115
3.	Tajh Boyd	So.	2011	997
4.	Tajh Boyd	Jr.	2012	959
5.	Charlie Whitehurst	So.	2003	943
6.	Cullen Harper	Jr.	2007	942
7.	Kelly Bryant	Jr.	2017	886
8.	Tajh Boyd	Sr.	2013	868
9.	Kyle Parker	Fr.	2009	834
10.	Woodrow Dantzler	Gr.	2001	822

TAILBACK

Rk	Player	Cl.	Year	Snaps
1.	Wayne Gallman	So.	2015	798
2.	Wayne Gallman	Jr.	2016	786
3.	Andre Ellington	Jr.	2011	754
4.	Raymond Priestler	Jr.	1996	729
5.	Travis Zachery	So.	1999	625
6.	Travis Zachery	Sr.	2001	612
7.	Andre Ellington	Sr.	2012	606
8.	Roderick McDowell	Gr.	2013	603
9.	Raymond Priestler	Sr.	1997	596
10.	Travis Zachery	Sr.	2000	595

FULLBACK

Rk	Player	Cl.	Year	Snaps
1.	Emory Smith	Jr.	1995	598
2.	Wesley McFadden	Sr.	1989	532
3.	Chris Lancaster	So.	1986	526
4.	Rudy Harris	Jr.	1991	513
5.	Emory Smith	Fr.	1993	495
6.	Tracy Johnson	Jr.	1987	476
7.	Emory Smith	Sr.	1996	443
8.	Wesley McFadden	Jr.	1988	389
9.	Rudy Harris	Sr.	1992	338
10.	Howard Hall	So.	1990	335

TIGHT END

Rk	Player	Cl.	Year	Snaps
1.	Jordan Leggett	Sr.	2016	954
2.	Jordan Leggett	Jr.	2015	892
3.	Dwayne Allen	Jr.	2011	890
4.	Dwayne Allen	So.	2010	765
5.	Brandon Ford	Gr.	2012	695
6.	Michael Palmer	Sr.	2009	669
7.	Stacy Fields	Sr.	1990	617
8.	Tyrone Gibson	So.	1991	607
9.	Milan Richard	Jr.	2017	600
10.	Stacy Fields	Jr.	1989	572

WIDE RECEIVER

Rk	Player	Cl.	Year	Snaps
1.	Rod Gardner	Jr.	1999	798
2.	Jackie Robinson	Gr.	2002	760
3.	Aaron Kelly	Jr.	2007	756
4.	DeAndre Hopkins	So.	2011	751
5.	Mike Williams	So.	2014	749
6.	Aaron Kelly	Sr.	2008	744
7.	DeAndre Hopkins	Jr.	2012	738
8.	Rod Gardner	Sr.	2000	732
9.	Brian Wofford	Sr.	1999	724
10.	Artavis Scott	So.	2015	722

DEFENSIVE END

Rk	Player	Cl.	Year	Snaps
1.	Kevin Dodd	Jr.	2015	784
2.	Malliciah Goodman	Jr.	2011	767
3.	Clelin Ferrell	Fr.	2016	759
4.	Andre Branch	Sr.	2011	755
5.	Shaq Lawson	Jr.	2015	722
6.	Clelin Ferrell	So.	2017	717
7.	Christian Wilkins	So.	2016	706
8.	Clelin Ferrell	Jr.	2018	691
9.	Da'Quan Bowers	Jr.	2010	683
10.	Bryant McNeal	Jr.	2001	679

DEFENSIVE TACKLE

Rk	Player	Cl.	Year	Snaps
1.	Carlos Watkins	Sr.	2016	758
2.	Rennie Moore	Sr.	2011	723
3.	Brandon Thompson	Sr.	2011	722
4.	Jovon Bush	Sr.	2001	679
5.	Christian Wilkins	Jr.	2017	668
6.	Dexter Lawrence	Fr.	2016	643
7.	DeJuan Polk	Gr.	2003	627
8.	Donnell Washington	Jr.	2003	625
9.	Christian Wilkins	Gr.	2018	621
10.	Lorenzo Bromell	Sr.	1997	618

LINEBACKER

Rk	Player	Cl.	Year	Snaps
1.	Kendall Joseph	So.	2016	930
2.	B.J. Goodson	Sr.	2015	911
3.	Ben Boulware	Sr.	2016	882
4.	Keith Adams	So.	1999	864
5.	Ben Boulware	Jr.	2015	850
6.	Chad Carson	So.	1999	818
7.	Stephone Anthony	Jr.	2013	802
8.	Chad Carson	Sr.	2001	789
9.	Isaiah Simmons	So.	2018	780
10.	John Leake	Sr.	2003	759

CORNERBACK

Rk	Player	Cl.	Year	Snaps
1.	Coty Sensabaugh	Gr.	2011	993
2.	Cordrea Tankersley	Jr.	2015	887
3.	Cordrea Tankersley	Sr.	2016	858
4.	Alex Ardley	So.	1999	850
5.	Brian Mance	Sr.	2002	823
6.	Justin Miller	So.	2003	815
7.	A.J. Terrell	So.	2018	805
8.	Marcus Gilchrist	Sr.	2010	790
9.	Tye Hill	Jr.	2004	784
10.	Dextra Polite	Sr.	1999	775

SAFETY

Rk	Player	Cl.	Year	Snaps
1.	Van Smith	So.	2016	929
2.	Jadar Johnson	Sr.	2016	913
3.	Marcus Gilchrist	Jr.	2009	902
4.	DeAndre McDaniel	Jr.	2009	893
5.	Charles Hafley	Gr.	2001	881
6.	Robert Carswell	Jr.	1999	870
7.	Jayron Kearse	Jr.	2015	856
8.	Jamaal Fudge	So.	2002	850
9.	Jonathan Meeks	Sr.	2012	835
10.	Michael Hamlin	Gr.	2008	828

* - played final season as a graduate; Note: All records from 1986-18; only snaps on offensive and defensive plays (does not include snaps on special teams plays).

YEARLY LEADERS

SCORING

Year	Player, Pos.	TD	FG	PAT	Pts
1927	Bob McCarley, FB	5	0	1	31
1928	O.D. Padgett, BB	7	0	0	42
1929	Goat McMillan, TB	9	0	0	54
1930	Maxcey Welch, TB	10	0	4	64
1931	J.M. Lambert, WB	1	0	0	6
	E.R. Patterson, RB	1	0	0	6
	Fred Hook, TB	1	0	0	6
1932	Henry Woodward, RB	5	0	0	30
1933	Gene Willimon, TB	2	0	0	12
	Bill Dillard, RB	2	0	0	12
1934	Randy Hinson, RB	3	0	0	18
1935	Mac Folger, BB	6	0	0	36
1936	Mac Fogler, BB	8	0	0	48
1937	Red Pearson, BB	3	1	8	29
1938	Banks McFadden, TB	5	0	0	30
	Shad Bryant, WB	5	0	0	30
1939	Shad Bryant, WB	4	0	8	32
1940	Aubrey Rion, RB	4	0	4	28
1941	Charlie Timmons, FB	9	0	23	77
1942	Marion Butler, TB	6	0	0	36
1943	James Whitmire, WB	4	0	0	24
1944	Bill Rogers, FB	6	0	1	37
1945	Jim Reynolds, BB	5	0	0	30
	Marion Butler, TB	5	0	0	30
1946	Dutch Leverman, RB	4	0	0	24
	Chip Clark, WR	4	0	0	24
1947	Jim Reynolds, EB	8	0	0	48
1948	Ray Mathews, WB	13	0	0	78
1949	Fred Cone, FB	9	0	1	55
1950	Fred Cone, FB	15	0	2	92
1951	Glenn Smith, WR	7	0	0	42
1952	Billy Hair, TB	3	0	0	18
	Don King, RB	3	0	0	18
	Red Whitten, FB	3	0	0	18
	Buck George, WB	3	0	0	18
1953	Dreher Gaskins, WR	5	0	0	30
1954	Jim Coleman, RB	5	0	1	31
1955	Joe Pagliei, RB	7	0	1	43
1956	Joel Wells, RB	8	0	0	48
1957	Bob Spooner, RB	5	0	0	30
	Bill Mathis, RB	5	0	0	30
1958	Harvey White, QB	5	0	0	30
1959	Bill Mathis, RB	11	0	4	70
1960	Bill McGuirt, RB	9	0	0	54
1961	Ron Scrudato, RB	8	0	0	48
1962	Rodney Rogers, PK	0	7	13	34
1963	Frank Pearce, PK	0	4	21	33
1964	Hal Davis, RB	5	0	0	30
1965	Hugh Mauldin, RB	4	0	0	24
	Thomas Ray, QB	4	0	0	24
1966	Jacky Jackson, TB	8	0	0	48
1967	Buddy Gore, TB	9	0	0	54
1968	Ray Yaeger, TB	7	0	2	42
1969	Ray Yaeger, TB	11	0	2	68
1970	Eddie Seigler, PK	0	8	16	40
1971	Eddie Seigler, PK	0	11	14	47
1972	Eddie Seigler, PK	0	11	14	47
1973	Smiley Sanders, RB	10	0	0	60
1974	Mark Fellers, QB	9	0	0	54
1975	Steve Fuller, QB	6	0	0	36
1977	Lester Brown, TB	9	0	0	54
1978	Lester Brown, TB	17	0	0	102
1979	Obed Ariri, PK	0	16	14	62
1980	Obed Ariri, PK	0	23	18	87
1981	Cliff Austin, TB	9	0	0	54
1982	Cliff Austin, TB	14	0	0	84
1983	Bob Paulling, PK	0	18	36	90
1984	Donald Igwebuike, PK	0	16	41	89
1985	Kenny Flowers, TB	13	0	0	78
1986	Terrence Flagler, TB	13	0	0	78
1987	David Treadwell, PK	0	18	33	87
1988	Terry Allen, TB	10	0	0	60
1989	Chris Gardocki, PK	0	22	41	107
1990	Chris Gardocki, PK	0	22	30	96
1991	Nelson Welch, PK	0	19	31	88
1992	Nelson Welch, PK	0	22	23	89
1993	Nelson Welch, PK	0	15	17	62
1994	Nelson Welch, PK	0	16	14	62
1995	Emory Smith, FB	15	0	0	90
1996	Raymond Priestler, TB	7	0	2	44
1997	David Richardson, PK	0	13	17	56
1998	David Richardson, PK	0	8	20	44
1999	Travis Zachery, TB	16	0	0	96
2000	Travis Zachery, TB	18	0	0	108
2001	Aaron Hunt, PK	0	10	44	74
2002	Aaron Hunt, PK	0	17	37	88
2003	Aaron Hunt, PK	0	18	38	92



2004	Reggie Merriweather, TB	11	0	0	66
2005	Jad Dean, PK	0	24	34	106
2006	James Davis, RB	17	0	0	102
2007	Mark Buchholz, PK	0	22	48	114
2008	Mark Buchholz, PK	0	15	40	85
2009	C.J. Spiller, RB	21	0	2	128
2010	Chandler Catanzaro, PK	0	14	34	76
2011	Chandler Catanzaro, PK	0	22	52	118
2012	Chandler Catanzaro, PK	0	18	57	111
2013	Chandler Catanzaro, PK	0	13	60	99
2014	Ammon Lakip, PK	0	21	43	106
2015	Greg Huegel, PK	0	27	56	137
2016	Greg Huegel, PK	0	14	71	113
2017	Travis Etienne, RB	13	0	0	78
2018	Travis Etienne, RB	26	0	0	156

RUSHING YARDS

Year	Player, Pos.	Car.	Yards	Avg.
1935	Joe (Net) Berry, TB	99	457	4.5
1936	Mac Fogler, FB	144	522	3.6
1937	Don Willis, WB	99	329	3.3
1938	Don Willis, FB	103	483	4.7
1939	Charlie Timmons, FB	146	556	3.8
1940	Chippy Maness, TB	86	472	5.4
1941	Charlie Timmons, FB	149	635	4.3
1942	Marion Butler, TB	145	616	4.2
1943	James Whitmire, WB	72	376	5.2
1944	Sid Tinsley, TB	126	479	3.8
1945	Dewey Quinn, FB	89	392	4.4
1946	Bobby Gage, TB	58	264	4.5
1947	Bobby Gage, TB	114	502	4.4
1948	Ray Mathews, WB	113	646	5.7
1949	Ray Mathews, TB	118	728	6.0
1950	Fred Cone, FB	184	845	4.6
1951	Billy Hair, TB	160	698	4.4
1952	Red Whitten, FB	115	445	4.0
1953	Don King, QB	79	243	3.1
1954	Joel Wells, RB	74	352	4.8
1955	Joel Wells, RB	135	782	5.8
1956	Joel Wells, RB	174	803	4.6
1957	Bob Spooner, RB	88	358	4.1
1958	Doug Cline, FB	103	450	4.3
1959	Doug Cline, FB	119	482	4.1
1960	Bill McGuirt, FB	99	320	3.2
1961	Ron Scrudato, FB	99	341	3.4
1962	Pat Crain, FB	94	348	3.7
1963	Pat Crain, FB	137	513	3.7
1964	Hal Davis, RB	87	533	6.1
1965	Hugh Mauldin, RB	194	664	3.4
1966	Buddy Gore, TB	186	750	4.0
1967	Buddy Gore, TB	230	1045	4.5
1968	Buddy Gore, TB	184	776	4.2
1969	Ray Yaeger, TB	223	968	4.3
1970	Ray Yaeger, TB	183	711	3.9
1971	Rick Gilstrap, TB	144	514	3.6
1972	Wade Hughes, RB	177	761	4.3

1973	Smiley Sanders, RB	113	627	5.5
1974	Ken Callicutt, RB	161	809	5.0
1975	Ken Callicutt, RB	145	572	3.9
1976	Warren Ratchford, TB	119	676	5.7
1977	Warren Ratchford, TB	118	616	5.2
1978	Lester Brown, TB	202	1022	5.1
1979	Marvin Sims, FB	158	743	4.7
1980	Chuck McSwain, TB	114	544	4.8
1981	Cliff Austin, TB	163	824	5.1
1982	Cliff Austin, TB	197	1064	5.4
1983	Kevin Mack, FB	151	862	5.7
1984	Stacey Driver, TB	139	627	4.5
1985	Kenny Flowers, TB	227	1200	5.3
1986	Terrence Flagler, TB	192	1258	6.6
1987	Terry Allen, TB	183	973	5.3
1988	Terry Allen, TB	216	1192	5.5
1989	Joe Henderson, TB	178	848	4.8
1990	Ronald Williams, TB	178	941	5.3
1991	Rodney Blunt, TB	175	747	4.3
1992	Rodney Blunt, TB	149	812	5.4
1993	Derrick Witherspoon, TB	111	519	4.7
1994	Lamont Pegues, TB	92	390	4.2
1995	Raymond Priestler, TB	231	1322	5.6
1996	Raymond Priestler, TB	257	1345	5.2
1997	Raymond Priestler, TB	223	956	4.3
1998	Travis Zachery, TB	158	635	4.0
1999	Travis Zachery, TB	185	820	4.4
2000	Woodrow Dantzler, QB	190	1028	5.4
2001	Woodrow Dantzler, QB	221	1061	4.8
2002	Yusef Kelly, RB	125	520	4.2
2003	Duane Coleman, TB	133	615	4.6
2004	Reggie Merriweather, TB	136	670	4.9
2005	James Davis, RB	165	879	5.3
2006	James Davis, RB	203	1187	5.8
2007	James Davis, RB	214	1064	5.0
2008	James Davis, RB	171	751	4.4
2009	C.J. Spiller, RB	216	1212	5.6
2010	Jamie Harper, RB	197	760	3.9
2011	Andre Ellington, RB	224	1178	5.3
2012	Andre Ellington, RB	212	1081	5.1
2013	Roderick McDowell, RB	189	1025	5.4
2014	Wayne Gallman, RB	161	769	4.8
2015	Wayne Gallman, RB	283	1527	5.4
2016	Wayne Gallman, RB	232	1133	4.9
2017	Travis Etienne, RB	107	766	7.2
2018	Travis Etienne, RB	204	1658	8.1

PASSING YARDS/EFFICIENCY

Year	Player	Att.	Cm.	Pct.	Yards
1935	Joe (Net) Berry	72	42	58.3	422
1936	Joe (Net) Berry	99	32	32.3	434
1937	Bob Bailey	88	35	39.8	579
1938	Bob Bailey	35	18	51.4	272
1939	Banks McFadden	70	31	44.3	581
1940	Chippy Maness	51	19	37.3	388
1941	Booty Payne	90	36	40.0	582
1942	Butch Butler	90	38	42.2	504
1943	Butch Butler	34	12	35.3	166
1944	Sid Tinsley	51	11	21.6	248
1945	Butch Butler	45	11	24.4	239
1946	Dutch Leverman	62	26	41.9	501

Year	Player	Att.	Cm.	Pct.	Yards	Eff.
1947	Bobby Gage	109	47	41.3	1002	126.7
1948	Bobby Gage	105	42	40.0	799	119.5
1949	Ray Mathews	72	24	33.3	487	100.9
1950	Billy Hair	71	29	40.8	644	128.1
1951	Billy Hair	164	67	40.9	1004	93.6
1952	Don King	69	23	33.3	317	52.5
1953	Don King	98	46	46.9	706	101.8
1954	Don King	72	32	44.4	468	92.4
1955	Don King	79	33	41.8	586	96.4
1956	Charlie Bussey	68	26	38.2	330	78.8
1957	Harvey White	95	46	48.4	841	154.6
1958	Harvey White	87	43	49.4	492	89.2
1959	Harvey White	107	56	52.3	770	123.8
1960	Lowndes Shingler	145	61	44.1	790	79.0
1961	Jim Parker	98	46	46.9	735	108.4
1962	Jim Parker	67	30	44.8	431	77.9
1963	Jim Parker	117	52	44.4	728	88.6
1964	Thomas Ray	59	21	35.6	253	60.3
1965	Thomas Ray	175	74	42.3	1019	85.0
1966	Jimmy Addison	186	103	55.4	1491	125.5
1967	Jimmy Addison	174	82	47.1	924	89.7
1968	Billy Ammons	162	74	45.7	1006	90.8
1969	Tommy Kendrick	227	107	47.1	1457	97.8
1970	Tommy Kendrick	267	133	49.8	1407	96.5
1971	Tommy Kendrick	152	64	42.1	1040	96.8
1972	Ken Pengitore	131	55	42.0	831	85.6

YEARLY LEADERS

1973	Ken Pengitore	188	82	43.6	1370	110.4
1974	Mark Fellers	92	42	45.7	783	142.1
1975	Willie Jordan	73	40	54.8	728	158.3
1976	Steve Fuller	116	58	50.0	835	114.4
1977	Steve Fuller	205	106	51.7	1655	124.8
1978	Steve Fuller	187	101	54.0	1515	130.1
1979	Billy Lott	174	90	51.7	1184	108.4
1980	Homer Jordan	172	85	49.4	1311	111.4
1981	Homer Jordan	196	107	54.6	1630	130.5
1982	Homer Jordan	100	55	55.5	674	104.2
1983	Mike Eppley	166	99	59.6	1410	146.0
1984	Mike Eppley	213	116	54.5	1494	123.8
1985	Randy Anderson	123	63	51.2	703	96.4
1986	Rodney Williams	200	98	49.0	1245	99.9
1987	Rodney Williams	209	101	48.3	1486	107.9
1988	Rodney Williams	186	78	41.9	1144	98.2
1989	Chris Morocco	134	79	59.0	1131	141.7
1990	DeChane Cameron	194	98	50.5	1185	108.6
1991	DeChane Cameron	226	126	55.7	1601	115.5
1992	Patrick Sapp	144	60	41.7	750	88.1
1993	Patrick Sapp	133	66	49.6	1084	122.0
1994	Nealon Greene	94	51	54.3	524	102.4
1995	Nealon Greene	202	116	57.4	1537	129.8
1996	Nealon Greene	219	111	50.7	1446	110.9
1997	Nealon Greene	290	180	62.1	2212	138.1
1998	Brandon Streeter	282	150	53.2	1948	116.5
1999	Woodrow Dantzler	201	112	55.7	1506	127.5
2000	Woodrow Dantzler	244	137	56.1	1871	129.7
2001	Woodrow Dantzler	334	203	60.8	2578	139.8
2002	Charlie Whitehurst	214	123	57.5	1554	128.3
2003	Charlie Whitehurst	465	288	61.9	3561	135.6
2004	Charlie Whitehurst	349	177	50.7	2067	97.3
2005	Charlie Whitehurst	340	229	67.4	2483	133.5
2006	Will Proctor	304	183	60.2	2353	135.3
2007	Cullen Harper	433	282	65.1	2991	141.0
2008	Cullen Harper	360	221	61.4	2601	126.2
2009	Kyle Parker	369	205	55.6	2526	124.4
2010	Kyle Parker	341	196	57.5	2213	117.2
2011	Tajh Boyd	499	298	59.7	3828	141.2
2012	Tajh Boyd	427	287	67.2	3896	165.6
2013	Tajh Boyd	413	283	68.5	3851	168.7
2014	Deshawn Watson	137	93	67.9	1466	188.6
2015	Deshawn Watson	491	333	67.8	4104	156.3
2016	Deshawn Watson	579	388	67.0	4593	151.1
2017	Kelly Bryant	398	262	65.8	2802	131.7
2018	Trevor Lawrence	397	259	65.2	3280	157.6

Note: Leaders based on pass efficiency rating.

RECEPTIONS

Year	Player, Pos.	Rec.	Yards	Avg.
1938	Gus Goins, RE	8	123	15.4
1939	Joe Blalock, LE	15	322	21.5
1940	Joe Blalock, LE	10	211	21.1
1941	Joe Blalock, LE	13	240	18.5
1942	Marion Craig, BB	14	173	12.4
1943	Eddis Freeman, RE	8	175	21.9
1944	Eddis Freeman, LE	9	162	18.0
1945	Eddis Freeman, RE	7	156	22.3
1946	Eddis Freeman, RE	15	181	12.1
1947	John Poulos, LE	6	169	28.2
1948	Oscar Thompson, RE	19	333	17.5
1949	Glenn Smith, RE	25	446	17.8
1950	Glenn Smith, RE	22	498	22.6
1951	Glenn Smith, LE	39	632	16.2
1952	Otis Kempson, LE	15	220	14.7
1953	Dreher Gaskin, E	21	426	20.3
1954	Scott Jackson, E	11	151	13.7
1955	Joe Pagliei, RB	10	233	23.3
1956	Dalton Rivers, E	5	76	15.2
1957	Whitey Jordan, E	12	369	30.7
1958	George Ustry, RB	18	171	9.5
1959	Bill Mathis, RB	18	319	17.7
1960	Harry Pavilack, RB	17	272	14.2
1961	Elmo Lam, RB	17	237	13.9
1962	Johnny Case, E	13	213	16.4
1963	Lou Fogle, E	17	218	12.8
1964	Hoss Hostettler, E	8	103	12.9
1965	Phil Rogers, FLK	36	466	12.9
1966	Phil Rogers, FLK	42	574	13.7
1967	Phil Rogers, FLK	28	429	15.3
1968	Charlie Waters, WR	22	411	18.6
	Jack Anderson, WR	22	344	15.6
1969	Charlie Waters, FLK	44	738	16.9
1970	John McMakin, TE	40	532	13.3
1971	John McMakin, TE	29	421	14.5
1972	Dennis Goss, FLK	21	385	18.3
1973	Bennie Cunningham, TE	22	341	15.5
1974	Bennie Cunningham, TE	24	391	16.3
1975	Joey Walters, WR	26	394	15.2

1976	Jerry Butler, WR	33	484	14.7
1977	Jerry Butler, WR	47	824	17.5
1978	Jerry Butler, WR	58	908	15.7
1979	Perry Tuttle, WR	36	544	15.1
1980	Perry Tuttle, WR	53	915	17.3
1981	Perry Tuttle, WR	52	883	17.0
1982	Jeff Stockstill, WR	25	247	9.9
1983	Ray Williams, WR	19	342	18.0
1984	Terrance Roulhac, WR	26	512	19.7
1985	Terrance Roulhac, WR	31	533	17.2
1986	Ray Williams, WR	20	280	14.0
	Terrance Roulhac, WR	20	228	11.4
1987	Gary Cooper, WR	34	618	18.2
1988	Keith Jennings, WR	30	397	13.2
1989	Rodney Fletcher, WR	35	556	15.9
1990	Terry Smith, WR	34	480	14.1
1991	Terry Smith, WR	52	829	15.9
1992	Terry Smith, WR	38	596	15.7
1993	Terry Smith, WR	38	776	20.4
1994	Antwan Wyatt, WR	30	282	9.4
1995	Antwan Wyatt, WR	45	683	15.2
1996	Kenya Crooks, WR	30	444	14.8
1997	Tony Horne, WR	70	907	13.0
1998	Brian Wofford, WR	35	535	15.3
1999	Rod Gardner, WR	80	1084	13.6
2000	Rod Gardner, WR	58	1050	18.1
2001	Derrick Hamilton, WR	53	684	12.9
2002	Kevin Youngblood, WR	59	591	10.0
2003	Kevin Youngblood, WR	70	897	12.8
2004	Airese Currie, WR	61	868	14.2
2005	Chansi Stuckey, WR	64	770	12.0
2006	Chansi Stuckey, WR	50	700	14.0
2007	Aaron Kelly, WR	88	1081	12.3
2008	Aaron Kelly, WR	67	722	10.8
2009	Jacoby Ford, WR	56	779	13.9
2010	DeAndre Hopkins, WR	52	637	12.3
2011	Sammy Watkins, WR	82	1219	14.9
2012	DeAndre Hopkins, WR	82	1405	17.1
2013	Sammy Watkins, WR	101	1464	14.5
2014	Artavis Scott, WR	76	965	12.7
2015	Artavis Scott, WR	93	901	9.7
2016	Mike Williams, WR	98	1361	13.9
2017	Hunter Renfrow, WR	60	602	10.0
2018	Tee Higgins, WR	59	936	15.9

PUNT RETURN YARDS

Year	Player	PR	Yards	Avg.
1938	Shad Bryant	27	487	18.0
1939	Shad Bryant	31	202	6.5
1940	Chippy Maness	22	169	7.7
1941	Butch Butler	23	225	9.8
1942	Butch Butler	24	164	6.8
1943	Butch Butler	13	114	8.8
1944	Sid Tinsley	17	142	8.4
1945	Butch Butler	26	280	10.8
1946	Hal Leonard	8	73	9.1
1947	Bobby Gage	14	98	7.0
1948	Bobby Gage	12	203	16.9
1949	Jackie Calvert	15	131	8.7
1950	Jackie Calvert	14	225	16.1
1951	Billy Hair	13	146	11.2
1952	Pete Cook	14	134	14.0
1953	Don King	4	36	9.0
1954	Joe Pagliei	7	134	19.1
1955	Jim Coleman	4	77	19.3
1956	Jim Coleman	10	113	11.3
1957	George Ustry	8	59	7.4
1958	Bobby Morgan	11	154	14.0
1959	George Ustry	17	183	10.8
1960	Harry Pavilack	6	112	18.7
1961	Elmo Lam	8	179	22.4
1962	Mack Matthews	4	96	24.0
1963	Hugh Mauldin	17	193	11.4
1964	Hugh Mauldin	9	100	11.1
1965	Jacky Jackson	8	73	9.1
1966	Frank Liberatore	11	122	11.1
1967	Richie Luzzi	21	143	6.8
1968	Richie Luzzi	16	178	11.1
1969	Don Kelley	19	165	8.7
1970	Don Kelley	24	389	16.2
1971	Jeff Siepe	9	148	16.4
1972	Jeff Siepe	25	125	5.0
1973	Peanut Martin	18	158	8.8
1974	Joey Walters	9	84	9.3
1975	Stan Rome	12	100	8.3
1976	Joey Walters	15	88	5.9
1977	Willie Jordan	33	300	9.1
1978	Willie Jordan	21	269	12.1
1979	Hollis Hall	27	160	5.9

1980	Terry Kinard	12	50	4.2
1981	Billy Davis	34	275	8.1
1982	Billy Davis	24	160	6.7
1983	Billy Davis	17	83	4.9
1984	Reggie Pleasant	28	173	6.2
1985	Kevin Brady	17	45	2.6
1986	Donnell Woolford	25	203	8.1
1987	Donnell Woolford	23	345	15.0
1988	Donnell Woolford	29	192	6.6
1989	James Lott	27	226	8.4
1990	Dexter Davis	32	229	7.2
1991	Darnell Stephens	29	362	12.5
1992	Robert O'Neal	17	145	8.5
1993	Andre Humphrey	13	179	13.8
1994	Dexter McCleon	13	71	5.5
1995	Antwan Wyatt	21	249	11.9
1996	Dexter McCleon	14	105	7.5
1997	Tony Horne	32	332	10.4
1998	Travis Zachery	26	216	8.3
1999	Mal Lawyer	14	118	8.4
2000	Joe Don Reames	23	281	12.2
2001	Brian Mance	16	211	13.2
2002	Derrick Hamilton	35	377	10.8
2003	Derrick Hamilton	29	218	7.5
2004	Justin Miller	26	339	13.0
2005	Chansi Stuckey	27	199	7.4
2006	Jacoby Ford	15	166	11.1
2007	C.J. Spiller	16	137	8.6
2008	C.J. Spiller	18	189	10.5
2009	C.J. Spiller	8	210	26.3
2010	Marcus Gilchrist	23	233	10.1
2011	DeAndre Hopkins	10	49	4.9
2012	Adam Humphries	18	86	4.8
2013	Adam Humphries	20	212	10.6
2014	Adam Humphries	31	178	5.7
2015	Artavis Scott	13	55	4.2
2016	Ray-Ray McCloud	21	176	8.4
2017	Ray-Ray McCloud	25	303	12.1
2018	Amari Rodgers	39	299	7.7

KICKOFF RETURN YARDS

Year	Player	KOR	Yards	Avg.
1938	Shad Bryant	5	132	26.4
1939	Shad Bryant	3	54	18.0
1940	Booty Payne	2	43	21.5
1941	Charlie Timmons	6	155	25.8
1942	Marion Craig	5	90	18.0
1943	Bill Rogers	7	138	19.7
1944	Sid Tinsley	9	247	27.4
1945	Butch Butler	8	156	19.5
1946	Bill Rogers	4	84	21.0
1947	Bobby Gage	10	244	24.4
1948	Ray Mathews	6	134	22.3
1949	Fred Cone	7	148	21.1
1950	Jackie Calvert	6	89	14.8
1951	Billy Hair	7	185	26.4
1952	Buck George	7	140	20.0
1953	Joe Pagliei	5	99	19.8
1954	Joe Pagliei	7	138	19.7
1955	Joel Wells	8	181	22.6
1956	Joel Wells	6	140	23.3
1957	George Ustry	4	105	26.3
1958	Charlie Horne	6	144	24.0
1959	Bill Mathis	10	294	29.4
1960	Mack Matthews	7	104	14.9
1961	Wendal Black	10	213	21.3
1962	Mack Matthews	10	215	21.5
1963	Mack Matthews	6	139	23.2
1964	Hugh Mauldin	7	181	25.6

YEARLY LEADERS

1985	Ray Williams	26	502	19.3
1986	Terrance Roulhac	18	578	32.1
1987	Joe Henderson	14	407	^29.1
1988	Wesley McFadden	16	324	20.3
1989	Doug Thomas	12	249	20.8
1990	Doug Thomas	11	333	30.3
1991	Larry Ryans	14	319	22.8
1992	Greg Hood	12	274	22.8
1993	Andre Humphrey	29	663	22.9
1994	Andre Humphrey	22	500	22.7
1995	Antwan Wyatt	18	452	25.1
1996	Tony Horne	8	212	26.5
1997	Tony Horne	19	536	28.2
1998	Antwan Edwards	13	350	26.9
1999	Joe Don Reames	15	332	22.1
2000	Joe Don Reames	9	180	21.1
2001	Brian Mance	25	588	23.5
2002	Derrick Hamilton	32	696	21.8
2003	Justin Miller	17	417	24.5
2004	Justin Miller	20	661	^33.1
2005	Aaron Kelly	10	266	26.6
2006	Jacoby Ford	13	426	32.8
2007	C.J. Spiller	19	547	28.8
2008	C.J. Spiller	19	516	27.2
2009	C.J. Spiller	23	775	32.8
2010	Marcus Gilchrist	27	639	23.7
2011	Sammy Watkins	33	826	25.0
2012	Sammy Watkins	13	257	19.8
2013	Sammy Watkins	14	293	20.9
2014	T.J. Green	21	445	21.2
2015	Artavis Scott	15	371	24.7
2016	Artavis Scott	23	535	23.3
2017	Travis Etienne	19	389	20.5
2018	Derion Kendrick	13	299	23.0

^ - led the nation

ALL-PURPOSE YARDS

Year	Player, Pos.	Rush	Rec	PR	KOR	Total
1961	Elmo Lam, TB	270	237	179	26	712
1962	Mack Matthews, TB	266	30	96	215	607
1963	Hugh Mauldin, TB	218	110	63	193	584
1964	Hal Davis, TB	533	56	39	110	738
1965	Hugh Mauldin, RB	686	91	---	61	838
1966	Buddy Gore, TB	750	10	---	302	1062
1967	Buddy Gore, TB	1045	45	---	118	1208
1968	Buddy Gore, TB	776	10	---	217	1003
1969	Ray Yauger, TB	968	130	---	65	1163
1970	Ray Yauger, TB	711	112	---	---	823
1971	Rick Gilstrap, TB	514	-4	---	201	711
1972	Wade Hughes, FB	761	23	---	32	816
1973	Jay Washington, RB	428	28	---	474	930
1974	Ken Callicutt, RB	809	76	---	---	885
1975	Ken Callicutt, RB	572	47	---	---	619
1976	Warren Ratchford, TB	676	23	---	226	925
1977	Jerry Butler, WR	6	824	---	---	830
1978	Lester Brown, TB	1022	55	---	---	1077
1979	Marvin Sims, FB	743	48	---	---	791
1980	Perry Tuttle, WR	23	915	---	---	938
1981	Perry Tuttle, WR	21	883	---	266	1170
1982	Cliff Austin, TB	1064	15	---	---	1079
1983	Kevin Mack, FB	866	116	---	---	982
1984	Stacey Driver, TB	627	53	---	---	680
1985	Kenny Flowers, TB	1200	26	---	40	1266
1986	Terence Flagler, TB	1258	188	---	---	1446
1987	Terry Allen, TB	973	80	---	73	1126
1988	Terry Allen, TB	1192	125	---	7	1324
1989	Joe Henderson, TB	848	97	---	188	1133
1990	Ronald Williams, TB	941	1	---	---	942
1991	Rodney Blunt, TB	747	178	---	---	925
1992	Rodney Blunt, TB	824	17	---	---	841
1993	Andre Humphrey, CB	---	---	179	663	842
1994	Antwan Wyatt, WR	256	282	---	---	538
1995	Antwan Wyatt, WR	34	683	249	452	1418
1996	Raymond Priestner, TB	1345	115	---	---	1460
1997	Tony Horne, WR	7	907	332	536	1782
1998	Travis Zachery, TB	635	144	216	---	995
1999	Rod Gardner, WR	1	1084	---	---	1085
2000	Travis Zachery, TB	1027	313	30	---	1370
2001	Derrick Hamilton, WR	38	684	23	476	1221
2002	Derrick Hamilton, WR	208	602	377	696	1883
2003	Derrick Hamilton, WR	111	1026	218	360	1735
2004	Airese Currie, WR	8	868	---	212	1088
2005	Chansi Stuckey, WR	78	770	199	22	1069
2006	C.J. Spiller, RB	938	210	33	234	1415
2007	C.J. Spiller, RB	748	271	137	547	1723
2008	C.J. Spiller, RB	629	436	189	516	1770
2009	C.J. Spiller, RB	1212	503	210	755	2661
2010	Jamie Harper, RB	760	328	---	43	1131
2011	Sammy Watkins, WR	231	1219	12	826	2288

2012	Andre Ellington, RB	1081	232	---	178	1491
2013	Sammy Watkins, WR	11	1464	0	293	1768
2014	Mike Williams, WR	---	1030	---	---	1030
2015	Wayne Gallman, RB	1527	213	---	---	1740
2016	Mike Williams, WR	---	1361	---	---	1361
2017	Travis Etienne, RB	766	57	---	389	1212
2018	Travis Etienne, RB	1658	78	0	0	1736

INTERCEPTIONS

Year	Player, Pos.	Int.	Yards
1938	Shad Bryant, DB	3	29
1939	Banks McFadden, DB	2	27
1940	Charlie Timmons, DB	4	5
1941	Charlie Wright, DB	4	44
1942	Butch Butler, DB	4	37
1943	Butch Butler, DB	3	3
1944	Billy G. Rogers, DB	3	22
1945	Eddis Freeman, DB	3	24
1946	Gerald Leverman, DB	2	10
1947	Ray Mathews, DB	2	66
1948	Ray Mathews, DB	5	49
1949	Jim Reynolds, DB	3	13
1950	Fred Knoebel, CB	6	68
1951	Fred Knoebel, CB	7	37
1952	Pete Cook, SS	4	47
1953	Ken Moore, DB	2	85
1954	Don King, DB	2	14
1955	Charlie Bussey, DB	2	52
1956	Joel Wells, DB	2	6
1957	Doug Cline, DB	2	34
1958	Bobby Morgan, DB	2	9
1959	George Usry, DB	3	106
1960	Joe Anderson, DB	3	29
1961	Harry Pavilack, DB	2	3
1962	Rodney Rogers, DB	3	16
1963	Jimmy Bell, DB	3	48
1964	Jimmy Bell, DB	5	0
1965	Wayne Page, DB	4	17
1966	Phil Marion, DB	4	31
1967	Richie Luzzi, DB	3	54
1968	John Fulmer, DB	3	24
1969	Dale Henry, DB	3	29
1970	Don Kelley, DB	3	156
1971	Bobby Johnson, DB	4	57
1972	Bobby Johnson, DB	3	16
1973	Lynn Carson, DB	5	65
1974	Dennis Smith, DB	6	47
1975	Peanut Martin, CB	2	9
1976	Randy Scott, LB	2	6
1977	Steve Ryan, CB	6	67
1978	Rex Varn, SS	4	148
1979	Terry Kinard, FS	3	93
1980	Eddie Geathers, CB	3	20
1981	Terry Kinard, FS	6	51
1982	Johnny Rembert, LB	6	128
1983	Ty Davis, CB	4	21
1984	Terence Mack, OLB	3	28
1985	Kenny Danforth, SS	2	24
1986	Delton Hall, CB	4	121
1987	Donnell Woolford, CB	5	0
1988	Gene Beasley, SS	3	27
1989	Robert O'Neal, FS	8	96
1990	Dexter Davis, CB	6	32
1991	Tyron Mouzon, SS	3	18
1992	Darnell Stephens, SS	3	55
1993	Dexter McClellan, CB/QB	3	14
1994	Dexter McClellan, CB	4	27
1995	Brian Dawkins, SS	6	55
1996	Peter Ford, CB	2	66
1997	Antwan Edwards, CB	4	81
1998	Antwan Edwards, CB	2	56
1999	Robert Carswell, FS	6	72
2000	Alex Ardley, CB	6	61
2001	Charles Hafley, SS	4	2
2002	Justin Miller, CB	8	50
2003	Jamaal Fudge, ROV	4	66
2004	Jamaal Fudge, ROV	3	55
2005	C.J. Gaddis, CB	3	36
2006	Crezdon Butler, CB	3	35
2007	Chris Chancellor, CB	4	12
2008	Michael Hamlin, S	6	111
2009	DeAndre McDaniel, S	8	128
2010	DeAndre McDaniel, S	4	33
2011	Jonathan Meeks, S	3	58
2012	Rashard Hall, S	4	17
2013	Jayron Kearse, S	4	62
2014	Jadar Johnson, S	2	84
2015	Cordrea Tankersley, CB	5	50
2016	Jadar Johnson, S	5	44

2017	Ryan Carter, CB	3	12
2018	A.J. Terrell, CB	3	95

Note: Ties broken by return yards.

PUNTING AVERAGE

Year	Player	Punts	Yards	Avg.
1938	Bob Bailey	44	1631	37.1
1939	Banks McFadden	65	2828	43.5
1940	Chippy Maness	51	1989	39.0
1941	Booty Payne	47	1931	41.1
1942	Butch Butler	73	2679	36.7
1943	Butch Butler	32	1316	41.1
1944	Sid Tinsley	52	2070	39.8
1945	Butch Butler	50	1864	37.3
1946	Gerald Leverman	30	1067	35.5
1947	Bobby Gage	52	2054	39.5
1948	Bobby Gage	37	1317	35.6
1949	Jackie Calvert	26	1087	41.8
1950	Billy Hair	18	610	33.9
1951	Billy Hair	39	632	29.7
1952	Jack Shown	55	2073	37.7
1953	Don King	18	668	37.1
1954	Joe Pagliei	26	955	36.7
1955	Joe Pagliei	20	782	39.1
1956	Charlie Bussey	39	1410	36.1
1957	Charlie Horne	22	695	31.6
1958	Bill Mathis	22	787	35.8
1959	Lowndes Shingler	24	858	35.8
1960	Eddie Wertz	38	1376	36.2
1961	Eddie Wertz	56	2249	40.2
1962	Eddie Wertz	41	1667	40.7
1963	Hugh Mauldin	37	1157	31.3
1964	Don Barfield	60	2191	36.5
1965	Don Barfield	62	2503	40.4
1966	Don Barfield	55	2132	38.7
1967	Sammy Cain	64	2423	37.9
1968	Sammy Cain	60	2235	37.3
1969	Sammy Cain	48	1785	37.3
1970	Jack Anderson	35	1434	41.0
1971	Tony Anderson	73	2714	37.2
1972	Tony Anderson	71	2724	38.4
1973	Mitch Tyner	61	2552	41.8
1974	Mitch Tyner	66	2649	40.1
1975	Richard Holliday	31	1083	35.0
1976	Mike O'Cain	55	2110	38.4
1977	David Sims	64	2462	38.7
1978	David Sims	50	2010	40.2
1979	David Sims	79	3468	43.9
1980	Richard Hendley	52	2001	38.5
1981	Dale Hatcher	44	1908	43.4
1982	Dale Hatcher	46	1871	40.7
1983	Dale Hatcher	47	2051	43.6
1984	Dale Hatcher	54	2361	43.7
1985	Andy Newell	57	2276	39.9
1986	Bill Spiers	59	2310	39.2
1987	Rusty Seyle	53	2011	37.9
1988	Chris Gardocki	45	1924	42.8
1989	Chris Gardocki	48	2062	43.0
1990	Chris Gardocki	58	2580	44.5
1991	Chuck Lynch	58	2146	37.0
1992	Nelson Welch	63	2525	40.1
1993	Nelson Welch	41	1579	38.5
1994	Nelson Welch	76	2980	39.2
1995	Chris McNally	50	2136	42.7
1996	Kevin Laird	69	2568	37.2
1997	Kevin Laird	67	2865	42.8
1998	Kevin Laird	75	3114	41.5
1999	Ryan Romano	65	2594	39.9
2000	Jamie Somaini	65	2552	39.3
2001	Wynn Kopp	48	1848	38.5
2002	Wynn Kopp	63	2340	37.1
2003	Cole Chason	58	2238	38.6
2004	Cole Chason	66	2656	40.2
2005	Cole Chason	50	1822	36.4
2006	Cole Chason	50	2064	41.3
2007	Jimmy Maners	55	2354	42.8
2008	Jimmy Maners	49	1985	40.5
2009	Dawson Zimmerman	55	2153	39.1
2010	Dawson Zimmerman	60	2563	42.7
2011	Dawson Zimmerman	65	2717	41.8
2012	Spencer Benton	48	1880	39.2
2013	Bradley Pinion	56	2205	39.4
2014	Bradley Pinion	75	3194	42.6
2015	Andy Teasdall	67	2647	39.5
2016	Andy Teasdall	61	2321	38.0
2017	Will Spiers	67	2723	40.6
2018	Will Spiers	64	2541	39.7

INDIVIDUAL DEFENSIVE SEASON & CAREER BESTS

SEASON

TACKLES

Rk Player, Pos.	Year	Tac.
1. Keith Adams, LB	1999	186
2. Anthony Simmons, LB	1996	178
3. Jeff Davis, LB	1981	175
4. Bubba Brown, LB	1978	170
5. John Leake, LB	2002	169
6. Rodney Thomas, LB	2002	167
7. Jeff Davis, LB	1980	160
B.J. Goodson, LB	2015	160
9. Anthony Simmons, LB	1997	158
10. Chad Carson, LB	2000	156

TACKLES FOR LOSS

Rk Player, Pos.	Year	TFL
1. Keith Adams, LB	1999	35.0
2. William Perry, MG	1984	27.0
Rob Bodine, MG	1991	27.0
Leroy Hill, LB	2003	27.0
5. Da'Quan Bowers, DE	2010	26.0
6. Shaq Lawson, DE	2015	25.5
7. Anthony Simmons, LB	1997	25.0
8. Michael Dean Perry, DT	1987	24.0
9. Kevin Dodd, DE	2015	23.5
10. Vic Beasley, DE	2013	23.0

SACKS

Rk Player, Pos.	Year	Sacks
1. Keith Adams, LB	1999	16.0
2. Da'Quan Bowers, DE	2010	15.5
3. Vic Beasley, DE	2013	13.0
4. Gaines Adams, DE	2006	12.5
Shaq Lawson, DE	2015	12.5
6. Vic Beasley, DE	2014	12.0
Kevin Dodd, DE	2015	12.0
8. Clelin Ferrell, DE	2018	11.5
9. Adrian Dingle, DE	1998	10.5
Andre Branch, DE	2011	10.5
Carlos Watkins, DT	2016	10.5

PASS BREAKUPS

Rk Player, Pos.	Year	PBU
1. Tye Hill, CB	2004	21
2. Dextra Polite, CB	1999	17
3. Ty Davis, CB	1984	15
Delton Hall, CB	1985	15
Donnell Woolford, CB	1987	15
Donnell Woolford, CB	1988	15
Antwan Edwards, DB	1997	15
Garry Peters, CB	2014	15
9. Reggie Pleasant, CB	1984	14
Delton Hall, CB	1986	14
Jerome Henderson, CB	1989	14
Antwan Edwards, CB	1998	14

PASSES DEFENDED

Rk Player, Pos.	Year	Int.	PBU	PD
1. Dextra Polite, CB	1999	4	17	21
Tye Hill, CB	2004	0	21	21
3. Donnell Woolford, CB	1987	5	15	20
4. Antwan Edwards, CB	1997	4	15	19
5. Terry Kinard, FS	1982	6	12	18
Delton Hall, CB	1986	4	14	18
7. Ty Davis, CB	1984	2	15	17
James Lott, CB	1987	4	13	17
Robert O'Neal, FS	1989	8	9	17
Brian Mance, CB	2002	6	11	17
Justin Miller, CB	2002	8	9	17
Bashaud Breeland, DB	2013	4	13	17

TAKEAWAYS

Rk Player, Pos.	Year	Int.	RF	Tot.
1. Robert O'Neal, FS	1989	8	1	9
2. Brian Dawkins, FS	1995	6	2	8
Justin Miller, CB	2002	8	0	8
DeAndre McDaniel, S	2009	8	0	8
5. Fred Knoebel, DB	1952	7	NA	7
Bobby Johnson, DB	1971	4	3	7
Terry Kinard, FS	1982	6	1	7
Dexter Davis, CB	1990	6	1	7
Robert Carswell, FS	1999	6	1	7
Rashard Hall, S	2009	6	1	7

CAREER

TACKLES

Rk Player, Pos.	Years	Tac.
1. Bubba Brown, LB	1976-79	515
2. Anthony Simmons, LB	1995-97	486
3. Jeff Davis, LB	1978-81	469
4. Chad Carson, LB	1998-01	448
5. John Leake, LB	2000-03	443
6. Ed McDaniel, LB	1988-91	389
7. Nick Watkins, LB	2004-07	386
8. Randy Scott, LB	1975-78	382
9. Keith Adams, LB	1998-00	379
10. Robert Carswell, FS	1997-00	374

TACKLES FOR LOSS

Rk Player, Pos.	Years	TFL
1. Michael Dean Perry, DT	1984-87	61.0
2. William Perry, MG	1981-84	60.0
3. Keith Adams, LB	1998-00	54.0
4. Vic Beasley, DE	2011-14	52.5
5. Anthony Simmons, LB	1995-97	52.0
6. Clelin Ferrell, DE	2016-18	50.0
7. Rob Bodine, MG	1989-91	48.0
Leroy Hill, LB	2001-04	48.0
9. Shaq Lawson, DE	2013-15	46.5
10. Brentton Buckner, DT	1990-93	46.0

SACKS

Rk Player, Pos.	Years	Sacks
1. Vic Beasley, DE	2011-14	33.0
2. Michael Dean Perry, DT	1984-87	28.0
Gaines Adams, DE	2003-06	28.0
4. William Perry, MG	1981-84	27.0
Clelin Ferrell, DE	2016-18	27.0
6. Adrian Dingle, DE	1995-98	23.0
Keith Adams, LB	1998-00	23.0
8. Brentton Buckner, DT	1990-93	22.0
Bryant McNeal, DE	1999-02	22.0
10. Chester McGlockton, DT	1989-91	20.5

PASS BREAKUPS

Rk Player, Pos.	Years	PBU
1. Donnell Woolford, CB	1985-88	44
2. Robert O'Neal, FS	1989-92	37
3. Antwan Edwards, CB	1995-98	35
Tye Hill, CB	2002-05	35
5. Delton Hall, CB	1983-86	33
6. Dexter Davis, CB	1988-90	32
Chris Chancellor, CB	2006-09	32
8. Justin Miller, CB	2002-04	31
9. Terry Kinard, FS	1979-82	30
10. Dexter McCleon, CB	1993-96	28

PASSES DEFENDED

Rk Player, Pos.	Years	Int.	PBU	PD
1. Donnell Woolford, CB	1985-88	10	44	54
2. Robert O'Neal, FS	1989-92	12	37	49
3. Terry Kinard, FS	1979-82	17	30	47
4. Justin Miller, CB	2002-04	13	31	44
5. Antwan Edwards, DB	1995-98	8	35	43
6. Dexter Davis, CB	1988-90	10	32	42
7. Chris Chancellor, CB	2006-09	9	32	41
8. Tye Hill, CB	2002-05	5	35	40
9. Delton Hall, CB	1983-86	6	33	39
10. Alex Ardley, CB	1998-00	12	26	38

CAUSED FUMBLES

Rk Player, Pos.	Years	CF
1. Jeff Davis, LB	1978-81	10
Ed McDaniel, ILB	1988-91	10
3. Danny Triplett, LB	1979-82	8
William Perry, MG	1981-84	8
Chester McGlockton, DT	1989-91	8
Malliciah Goodman, DE	2009-12	8
7. Levon Kirkland, OLB	1988-91	7
Keith Adams, LB	1998-00	7
Vic Beasley, DE	2011-14	7

RECOVERED FUMBLES

Rk Player, Pos.	Years	RF
1. Jeff Davis, LB	1978-81	8
2. William Perry, MG	1981-84	7
Levon Kirkland, OLB	1988-91	7
4. Willie Smith, DE	1954-57	6
Ronnie Ducworth, DE	1966-68	6
Gene Beasley, SS	1985-88	6
Doug Brewster, LB	1987-90	6

TAKEAWAYS

Rk Player, Pos.	Years	Int.	RF	Tot.
1. Terry Kinard, FS	1979-82	17	2	19
2. Michael Hamlin, S	2005-08	14	4	18
3. Rashard Hall, S	2009-12	14	3	17
4. DeAndre McDaniel, S	2007-10	15	1	16
5. Fred Knoebel, DB	1950-52	15	NA	15
Brian Dawkins, SS	1992-95	11	4	15
7. Eddie Geathers, CB	1977-80	12	2	14
Robert O'Neal, FS	1989-92	12	2	14
Justin Miller, CB	2002-04	13	1	14
10. Dexter Davis, CB	1988-90	10	3	13
Crezdon Butler, CB	2006-09	11	2	13

TAKEAWAY RETURN YARDS

Rk Player	Years	IR	FR	Total
1. Antwan Edwards	1995-98	8-195	2-104	10-299
2. Rex Varn	1976-79	10-275		10-275
3. Michael Hamlin	2005-08	14-243		14-243
Crezdon Butler	2006-09	11-243		11-243
5. Jonathan Meeks	2009-12	7-192	1-3	8-195
6. DeAndre McDaniel	2007-10	15-162	1-28	16-190
7. Rashard Hall	2009-12	14-186	1-(-6)	15-180
8. Don Kelley	1969-71	6-178		6-178
9. Van Smith	2015-17	4-165		4-165
10. Alex Ardley	1998-00	12-151		12-151



WILLIAM PERRY HAD 60 TACKLES FOR LOSS FROM 1981-84.

YEARLY DEFENSIVE LEADERS

TACKLES

Year	Player, Pos.	Tackles
1976	Randy Scott, LB	130
1977	Randy Scott, LB	133
1978	Bubba Brown, LB	170
1979	Bubba Brown, LB	150
1980	Jeff Davis, LB	160
1981	Jeff Davis, LB	175
1982	Terry Kinard, FS	89
1983	Henry Walls, LB	93
1984	William Perry, MG	100
1985	Henry Walls, LB	153
1986	Norman Haynes, LB	74
1987	James Earle, OLB	79
1988	Ed McDaniel, LB	104
1989	Doug Brewster, LB	100
1990	Ed McDaniel, LB	109
1991	Ed McDaniel, LB	114
1992	Tim Jones, LB	89
1993	Tim Jones, LB	109
1994	Tim Jones, LB	118
1995	Anthony Simmons, LB	150
1996	Anthony Simmons, LB	178
1997	Anthony Simmons, LB	158
1998	Chris Jones, LB	128
1999	Keith Adams, LB	186
2000	Chad Carson, LB	156
2001	Chad Carson, LB	137
2002	John Leake, LB	169
2003	Leroy Hill, LB	145
2004	Leroy Hill, LB	106
2005	Anthony Waters, LB	109
2006	Nick Watkins, LB	116
2007	Nick Watkins, LB	118
2008	Kavell Conner, LB	125
2009	Kavell Conner, LB	111
2010	DeAndre McDaniel, S	84
2011	Rashard Hall, S	89
2012	Jonathan Willard, LB	95
2013	Stephone Anthony, LB	131
2014	Stephone Anthony, LB	90
2015	B.J. Goodson, LB	160
2016	Ben Boulware, LB	131
2017	Dorian O'Daniel, LB	104
2018	Isaiah Simmons, S	97

Note: From coaches film grade.

TACKLES FOR LOSS

Year	Player, Pos.	TFL
1976	Randy Scott, LB	12
1977	Randy Scott, LB	18

1978	Randy Scott, LB	11
1979	Jim Stuckey, DT	20
1980	Steve Durham, DT	8
1981	Jeff Bryant, DT	19
1982	Edgar Pickett, DE	10
1983	William Perry, MG	15
1984	William Perry, MG	27
1985	Steve Berlin, DT	9
1986	Michael Dean Perry, DT	15
1987	Michael Dean Perry, DT	24
1988	Mark Drag, MG	12
1989	Chester McGlockton, DT	10
	Wayne Simmons, OLB	10
1990	Rob Bodine, MG	14
1991	Rob Bodine, MG	27
1992	Brentson Buckner, DT	18
1993	Brentson Buckner, DT	14
1994	Darnell Stephens, OLB	13
	Wardell Rouse, OLB	13
1995	Anthony Simmons, LB	11
1996	Trevor Pryce, DT	20
1997	Anthony Simmons, LB	25
1998	Rahim Abdullah, OLB	15
	Adrian Dingle, DE	15
1999	Keith Adams, LB	35
2000	Keith Adams, LB	19
2001	Bryant McNeal, DE	12
2002	Bryant McNeal, DE	14
2003	Leroy Hill, LB	27
2004	Leroy Hill, LB	19
2005	Gaines Adams, DE	15
2006	Gaines Adams, DE	17.5
2007	Phillip Merling, DE	17
2008	Jarvis Jenkins, DT	10
	Ricky Sapp, DE	10
2009	Ricky Sapp, DE	15
2010	Da'Quan Bowers, DE	26
2011	Andre Branch, DE	17
2012	Jonathan Willard, LB	10.5
2013	Vic Beasley, DE	23
2014	Vic Beasley, DE	21.5
2015	Shaq Lawson, DE	25.5
2016	Kendall Joseph, LB	13.5
	Carlos Watkins, DT	13.5
2017	Clelin Ferrell, DE	18
2018	Clelin Ferrell, DE	19.5

SACKS

Year	Player, Pos.	Sacks-Yards
1977	Archie Reese, DT	8
1978	Jonathan Brooks, DE	6

1979	Jim Stuckey, DT	10
1980	Steve Durham, DT	6-44
1981	Jeff Bryant, DT	8-61
1982	Jim Scott, DT	6-44
1983	William Perry, MG	6-40
1984	William Perry, MG	10-68
1985	Steve Berlin, DT	3-26
1986	Michael Dean Perry, DT	9-60
1987	Michael Dean Perry, DT	10-86
1988	Jesse Hatcher, OLB	7.5-58
1989	Chester McGlockton, DT	7-46
1990	Vance Hammond, DT	8.5-63
1991	Rob Bodine, MG	7.5-62
1992	Ashley Sheppard, OLB	8.5-67
1993	Brentson Buckner, DT	6.5-42
1994	Darnell Stephens, OLB	8-54
1995	Patrick Sapp, OLB	5.5-33
1996	Trevor Pryce, DT	7.5-79
1997	Anthony Simmons, LB	8-57
1998	Adrian Dingle, DE	10.5-64
1999	Keith Adams, LB	16-122
2000	Keith Adams, LB	7-74
	Nick Eason, DT	7-63
2001	Bryant McNeal, DE	8-51
2002	Bryant McNeal, DE	9-63
2003	Leroy Hill, LB	8-57
2004	Leroy Hill, LB	8-66
2005	Gaines Adams, DE	9.5-64
2006	Gaines Adams, DE	12.5-87
2007	Phillip Merling, DE	7-50
2008	many (4)	2
2009	Ricky Sapp, DE	5-33
2010	Da'Quan Bowers, DE	15.5-112
2011	Andre Branch, DE	10.5-75
2012	Vic Beasley, DE	8-55
2013	Vic Beasley, DE	13-98
2014	Vic Beasley, DE	12-95
2015	Shaq Lawson, DE	12.5-90
2016	Shaq Lawson, DE	10.5-58
2017	Clelin Ferrell, DE	9.5-57
2018	Clelin Ferrell, DE	11.5-59

PASS BREAKUPS

Year	Player, Pos.	PBU
1977	Mark Heniford, DE	7
1978	Steve Ryan, CB	5
1979	Eddie Geathers, CB	6
1980	Willie Underwood, SS	8
1981	Hollis Hall, CB	11
1982	Terry Kinard, FS	12
1983	Rod McSwain, CB	11

1984	Ty Davis, CB	15
1985	Delton Hall, CB	15
1986	Delton Hall, CB	14
1987	Donnell Woolford, CB	15
1988	Donnell Woolford, CB	15
1989	Jerome Henderson, CB	14
1990	Dexter Davis, CB	9
1991	Robert O'Neal, FS	11
1992	Robert O'Neal, FS	9
1993	Brian Dawkins, SS	10
1994	Dexter McCleon, CB	7
1995	Dexter McCleon, CB	13
1996	Andy Ford, CB	6
	Dexter McCleon, CB	6
1997	Antwan Edwards, DB	15
1998	Antwan Edwards, CB	14
1999	Dextra Polite, CB	17
2000	Darrel Crutchfield, CB	9
2001	Charles Hafley, SS	10
2002	Brian Mance, CB	11
2003	Justin Miller, CB	13
2004	Tye Hill, CB	21
2005	Gaines Adams, DE	9
2006	Chris Clemons, S	8
2007	Chris Chancellor, CB	9
2008	Michael Hamlin, S	10
2009	Crezdon Butler, CB	10
2010	Marcus Gilchrist, CB	10
2011	Coty Sensabaugh, CB	13
2012	Garry Peters, CB	8
2013	Bashaund Breeland, DB	13
2014	Garry Peters, CB	15
2015	Cordrea Tankersley, CB	11
2016	Cordrea Tankersley, CB	11
2017	Ryan Carter, CB	10
2018	many (3)	7

PASSES DEFENDED

Year	Player, Pos.	Int.	PBU	PD
1977	Steve Ryan, CB	6	4	10
1978	Steve Ryan, CB	4	5	9
1979	Eddie Geathers, CB	3	6	9
1980	Willie Underwood, SS	2	8	10
1981	Hollis Hall, CB	5	11	16
1982	Terry Kinard, FS	6	12	18
1983	Rod McSwain, CB	2	11	13
1984	Ty Davis, CB	2	15	17
1985	Delton Hall, CB	1	15	16
1986	Delton Hall, CB	4	14	18
1987	Donnell Woolford, CB	5	15	20
1988	Donnell Woolford, CB	1	15	16
1989	Robert O'Neal, FS	8	9	17
1990	Dexter Davis, CB	6	9	15
1991	Robert O'Neal, FS	2	11	13
1992	Robert O'Neal, FS	2	9	11
1993	Brian Dawkins, SS	6	9	15
1994	Dexter McCleon, CB	4	8	12
1995	Brian Dawkins, SS	6	9	15
	Dexter McCleon, CB	2	13	15
1996	many (3)	--	--	6
1997	Antwan Edwards, CB	4	15	19
1998	Antwan Edwards, CB	2	14	16
1999	Dextra Polite, CB	4	17	21
2000	Alex Ardley, CB	6	7	13
2001	Charles Hafley, SS	4	10	14
2002	Brian Mance, CB	6	11	17
	Justin Miller, CB	8	9	17
2003	Justin Miller, CB	2	13	15
2004	Tye Hill, CB	0	21	21
2005	Tye Hill, CB	3	7	10
2006	Chris Clemons, S	1	8	9
2007	Chris Chancellor, CB	4	9	13
2008	Michael Hamlin, S	6	10	16
2009	Crezdon Butler, CB	1	10	11
2010	Marcus Gilchrist, CB	1	10	11
2011	Coty Sensabaugh, CB	1	13	14
2012	Garry Peters, CB	1	8	9
2013	Bashaund Breeland, DB	4	13	17
2014	Garry Peters, CB	1	15	16
2015	Cordrea Tankersley, CB	5	11	16
2016	Cordrea Tankersley, CB	4	11	15
2017	Ryan Carter, CB	3	10	13
2018	A.J. Terrell, CB	3	7	10

RECOVERED FUMBLES

Year	Player, Pos.	RF
1954	Wingo Avery, LB	3
1955	Willie Smith, DE	2
1956	Willie Smith, DE	3



GAINES ADAMS LED THE TIGERS IN SACKS IN 2005 (9.5) AND 2006 (12.5).

YEARLY DEFENSIVE LEADERS

1957	Ray Masneri, DE	2	1989	Levon Kirkland, OLB	3	TAKEAWAYS	1989	Robert O'Neal, FS	8	1	9
1958	Bill Thomas, DL	2		Vince Taylor, ILB	3		1990	Dexter Davis, CB	6	1	7
1959	Harold Olson, DT	3	1990	many (3)	3		1991	Kenzil Jackson, ILB	2	1	3
1960	Bob Coleman, LB	3	1991	Levon Kirkland, OLB	2			Tyron Mouzon, SS	3	0	3
1961	Wendell Black, DB	3		Wayne Simmons, OLB	2		1992	many (3)	--	--	3
1962	many	1	1992	many (8)	1		1993	many (3)	--	--	4
1963	many (4)	2	1993	many (3)	2		1994	Andre Carter, FS	4	1	5
1964	Joe Blackwell, DL	3	1994	LaMarick Simpson, DT	3		1995	Brian Dawkins, SS	6	2	8
1965	many (3)	2	1995	Brian Dawkins, SS	3		1996	Kelton Dunnican, FB	0	3	3
1966	Wayne Page, DB	2	1996	Kelton Dunnican, FB	3		1997	Antwan Edwards, DB	4	0	4
1967	George Burnett, DB	2	1997	Rahim Abdullah, OLB	2		1998	Antwan Edwards, CB	2	2	4
1968	Ronnie Ducworth, DE	4	1998	Adrian Dingle, DE	3		1999	Robert Carswell, FS	6	1	7
1969	Ivan Southerland, DE	3	1999	Keith Adams, LB	2		2000	Alex Ardley, CB	6	0	6
1970	B.B. Elvington, DT	4	2000	many (3)	2		2001	Charles Hafley, SS	4	1	5
1971	Larry Hefner, LB	3	2001	Nick Eason, DT	2		2002	Justin Miller, CB	8	0	8
	Bobby Johnson, DB	3	2002	Rodney Thomas, LB	2		2003	Jamaal Fudge, ROV	4	1	5
1972	Jeff Stocks, DE	3	2003	many (9)	1		2004	Justin Miller, CB	3	1	4
1973	G.G. Galloway, DT	3	2004	Travis Pugh, FS	2		2005	Jamaal Fudge, S	3	1	4
1974	Willie Anderson, MG	2	2005	Dorell Scott, DT	2			Tye Hill, CB	3	1	4
1975	Dennis Smith, DB	3	2006	Gaines Adams, DE	3		2006	many (4)	--	--	4
1976	many (5)	2		Duane Coleman, CB	3		2007	Michael Hamlin, S	4	2	6
1977	Roy Eppes, DB	3	2007	Michael Hamlin, S	2		2008	Michael Hamlin, S	6	0	6
1978	Randy Scott, ILB	3		Nick Watkins, LB	3		2009	DeAndre McDaniel, S	8	0	8
1979	Jeff Davis, ILB	2	2008	Brandon Maye, LB	2		2010	DeAndre McDaniel, S	4	0	4
1980	Jeff Davis, ILB	2	2009	many (9)	1		2011	Jonathan Meeks, S	3	2	5
	Joe Glenn, DE	2	2010	many (5)	1		2012	Rashard Hall, S	4	0	4
1981	Jeff Davis, ILB	4	2011	Rashard Hall, S	2		2013	Bashaud Breeland, DB	4	0	4
1982	many (4)	2		Jonathan Meeks, S	2			Jayron Kearse, S	4	0	4
1983	William Devane, MG	4	2012	Corey Crawford, DE	2		Spencer Shuey, LB	0	4	4	
1984	William Perry, MG	3	2013	Spencer Shuey, LB	4	2014	Robert Smith, S	2	2	4	
1985	A.J. Johnson, FS	3	2014	B.J. Goodson, LB	3	2015	Cordrea Tankersley, CB	5	0	5	
	Henry Walls, ILB	3	2015	B.J. Goodson, LB	2	2016	Jadar Johnson, S	5	0	5	
1986	many (8)	1	2016	Dexter Lawrence, DT	2	2017	Dorian O'Daniel, LB	2	2	4	
1987	Tony Stephens, MG	2		Christian Wilkins, DE	2	2018	A.J. Terrell, CB	3	0	3	
1988	Gene Beasley, SS	3	2017	Dorian O'Daniel, LB	3						
	Doug Brewster, ILB	3	2018	Christian Wilkins, DT	2						

FOURTH QUARTER WINS

Year	Opponent	Site	Score	Decisive Play	Time Left
1948	Wake Forest	A	21-14	Fred Cone 1 run	11:56
	Auburn	A	7-6	Ray Mathews 1 run	6:35
	South Carolina	A	13-7	Oscar Thompson recovers blocked punt	4:15
1949	Auburn	N	20-20		
1950	South Carolina	A	14-14	Fred Cone TD	
	Miami (Fla.)	A	15-14	Sterling Smith tackles Frank Smith for a safety	6:00
1954	Florida	A	14-7	Don King 1 run	14:54
1955	Virginia Tech	A	21-16	Charlie Bussey-Joel Wells 60 pass	4:06
	Wake Forest	A	19-13	Billy O'Dell 1 run	2:20
1956	NC State	A	13-7	Charlie Horne 10 run	5:26
	Florida	A	20-20	Bob Spooner 1 run	0:32
1957	Wake Forest	H	13-6	Harvey White-Doug Cline 22 pass	1:36
1958	Vanderbilt	A	12-7	Harvey White 3 run	0:03
	NC State	A	13-6	George Ustry 1 run	12:16
	Virginia	H	20-15	Lowndes Shingler 1 run	14:00
	North Carolina	H	26-21	Doug Cline 2 run	2:52
1959	Wake Forest	H	33-31	George Ustry 1 run	4:24
1960	Virginia Tech	H	13-7	Lowndes Shingler 4 run	4:08
1962	NC State	A	7-0	Pat Crain 1 run	4:43
	Maryland	A	17-14	Rodney Rogers 23 FG	1:31
	South Carolina	H	20-17	Rodney Rogers 24 FG	1:24
1963	North Carolina	A	11-7	Jim Parker 1 run	7:54
1965	Virginia	A	20-14	Thomas Ray-Wayne Bell 16 pass	2:06
1966	Duke	H	9-6	Jimmy Addison-Phil Rogers 25 pass	2:32
	Wake Forest	A	23-21	Wilson Childers, James Tompkins tackle for a safety	0:25
	Virginia	H	40-35	Addison 75 pass to Jacky Jackson	3:49
1967	Duke	A	13-7	Buddy Gore 9 run	
1968	NC State	A	24-19	Ray Yauger 7 run	0:53
1971	Wake Forest	H	10-9	Eddie Seigler 29 FG	0:37
1973	Virginia	H	32-27	Ken Pengitore-Jim Lanzendoen 28 pass	6:44
1974	Georgia Tech	H	21-17	Mike O'Cain-Bennie Cunningham 3 pass	8:26
	Georgia	H	28-24	Mike O'Cain 1 run	8:44
1975	Wake Forest	H	16-14	Willie Jordan 34 FG	0:05
1976	The Citadel	H	10-7	Ciro Piccirillo 23 FG	0:54
	Florida State	A	15-12	Steve Fuller 1 run	6:36
1977	NC State	H	7-3	Steve Fuller-Jerry Butler 19 pass	12:46
	South Carolina	A	31-27	Steve Fuller-Jerry Butler 20 pass	0:49
1978	North Carolina	H	13-9	Lester Brown 1 run	9:48
1980	Virginia	A	27-24	Obed Ariri 52 FG	0:06
1982	Boston College	H	17-17	Donald Igwebuike 43 FG	5:40
1983	Wake Forest	H	24-17	Stacey Driver 2 run	4:13
1985	Virginia Tech	A	20-17	David Treadwell 36 FG	0:00
	Virginia	H	27-24	Kenny Flowers 12 run	13:45
1986	Georgia	A	31-28	David Treadwell 46 FG	0:00
	Maryland	A	17-17	David Treadwell 21 FG	0:10
	South Carolina	H	21-21	David Treadwell 31 FG	2:50
1987	Georgia	H	21-20	David Treadwell 21 FG	0:02
	Duke	H	17-10	Tracy Johnson 4 run	6:46
	North Carolina	A	13-10	David Treadwell 30 FG	0:32
1988	Virginia	A	10-7	Rodney Williams-Chip Davis 14 pass	1:52
	Oklahoma	N	13-6	Terry Allen 4 run	10:28
1990	Maryland	A	18-17	DeChane Cameron-Rudy Harris 11 pass	7:59
	NC State	A	24-17	Howard Hall 1 run	3:12
1991	Georgia Tech	H	9-7	Ronald Williams 2 run	2:06
	Virginia	H	20-20	Nelson Welch 40 FG	0:46
1992	Virginia	A	29-28	Nelson Welch 32 FG	0:55
1993	South Carolina	A	16-13	Nelson Welch 31 FG	11:53
	Kentucky	N	14-13	Patrick Sapp-Terry Smith 21 pass	0:20
1996	Georgia Tech	H	28-25	Nealson Greene 1 run	4:10
1997	NC State	A	19-17	Matt Padgett 20 FG	0:19
	Duke	H	29-20	Rahim Abdullah 63 interception return	OT
2000	South Carolina	H	16-14	Aaron Hunt 25 FG	0:03
2001	Georgia Tech	A	47-44	Woodrow Dantzler 6 run	OT
2002	Duke	A	34-31	Aaron Hunt 21 FG	0:08
	South Carolina	H	27-20	Bernard Rambert 2 run	9:38
2003	Virginia	H	30-27	Charlie Whitehurst-Kevin Youngblood 4 pass	OT
2004	Wake Forest	H	37-30	Charlie Whitehurst-Kyle Browning 11 pass	OT
	Maryland	H	10-7	Reggie Merriweather 2 run	0:23
	Miami (Fla.)	A	24-17	Reggie Merriweather 2 run	OT
2005	Texas A&M	H	25-24	Jad Dean 42 FG	0:02
	Maryland	A	28-24	Reggie Merriweather 38 run	2:58
	South Carolina	A	13-9	James Davis 2 run	5:58
2006	Florida State	A	27-20	James Davis 1 run	0:08
2007	South Carolina	A	23-21	Mark Buchholz 35 FG	0:00
2008	Boston College	A	27-21	Cullen Harper-Aaron Kelly 4 pass	7:10
2009	Miami (Fla.)	A	40-37	Kyle Parker-Jacoby Ford 26 pass	OT
2010	NC State	H	14-13	Jamie Harper 4 run	6:18
2011	Wake Forest	H	31-28	Chandler Catanzaro 43 FG	0:00
2012	Louisiana State	N	25-24	Chandler Catanzaro 37 FG	0:00
2013	Ohio State	N	40-35	Tajh Boyd-Stanton Seckinger 5 pass	6:16
2014	Boston College	A	17-13	C.J. Davidson 32 run	9:35
2016	Louisville	H	42-36	Deshaun Watson-Jordan Leggett 31 pass	3:14
	NC State	H	24-17	Deshaun Watson-Artavis Scott 10 pass	OT
	Florida State	A	37-34	Deshaun Watson-Jordan Leggett 34 pass	2:06
	Alabama	N	35-31	Deshaun Watson-Hunter Renfrow 2 pass	0:01
2018	Syracuse	H	27-23	Travis Etienne 2 run	0:41

Note: Above is a list of games since 1948 in which Clemson scored the last points of the game in the fourth quarter or overtime to erase a deficit or tie, and win or tie a game; games must have been decided by seven points or less, or in overtime; home wins in **bold**.

STREAK RECORDS

CONSECUTIVE GAMES (59)

by **Cannon Smith**, 2015-18; **Christian Wilkins**, 2015-18
Notes: Smith and Wilkins played all 59 games from 2015-18 and helped Clemson to a 55-4 record.

CONSECUTIVE STARTS (49)

by **Dalton Freeman**, 2009-12
Notes: Freeman started each of his last 49 games at center, including every game of the 2010, 2011 and 2012 seasons.

CONSECUTIVE STARTS BY QUARTERBACK (40)

by **Tajh Boyd**, 2011-13
Notes: He started each of the last 40 games of his career at quarterback during the 2011-13 seasons and had a 32-8 record.

CONSECUTIVE 100-YARD RUSHING GAMES (5)

by **Kenny Flowers**, 1985; **Raymond Priestler**, 1996,97
Notes: Flowers' streak covered the last five games of the 1985 season and included a career-high 148 yards against Minnesota in the Independence Bowl. However, that bowl game was Flowers' last 100-yard game, as he never reached the 100-yard mark as a senior due to injury.

CONSECUTIVE 100-YARD RECEIVING GAMES (3)

by **Charlie Waters**, 1969; **Tony Horne**, 1997; **Rod Gardner**, 2000; **DeAndre Hopkins**, 2012; **Sammy Watkins**, 2013
Notes: Waters' streak covered first three games of his senior year. Horne's streak covered the first three games of his senior year. Hopkins' streak covered the last game of 2011 and the first two games of 2012. Watkins had two three-game streaks in his junior year.

CONSECUTIVE 300-YARD PASSING GAMES (3)

by **Tajh Boyd**, 2013
Notes: Boyd had two three-game streaks in his senior year.

CONSECUTIVE 200-YARD PASSING GAMES (11)

by **Tajh Boyd**, 2011
Notes: Boyd passed for at least 200 yards in each of the first 11 games of his sophomore year.

CONSECUTIVE GAMES SCORING (53)

by **Chandler Catanzaro**, 2010-13
Notes: Catanzaro scored a point in all 53 games of his career.

CONSECUTIVE GAMES SCORING TOUCHDOWN (14)

by **C.J. Spiller**, 2009
Notes: Spiller was the only player in the nation to score at least one touchdown in every game in 2009.

CONSECUTIVE PLAYS RUSHING BALL (12)

by **Raymond Priestler**, 1997
Notes: Priestler ran 12 straight plays at Maryland in 1997, and he ended the game with 204 yards rushing in a record-tying 36 carries.

TIGER STREAKS

WINNING STREAKS

Overall:	17	Began with a 28-0 win over Georgia State on Nov. 22, 2014 and ended with a 45-40 loss to Alabama in the National Championship Game on Jan. 11, 2016.
Home:	21	Began with a 55-31 win over Georgia Tech on Nov. 14, 2013 and ended with a 43-42 loss to Pittsburgh on Nov. 12, 2016.
Away:	12	Began with a 20-17 win at Louisville on Sept. 17, 2015 and ended with a 27-24 loss at Syracuse on Oct. 13, 2017. All 12 wins were against ACC and SEC teams.
ACC Games:	20	Began with a 27-0 win over Virginia on Oct. 10, 1981 and ended with a 28-21 loss at Georgia Tech on Sept. 29, 1984.

UNBEATEN STREAKS

Overall:	17	Began with a 28-0 win over Georgia State on Nov. 22, 2014 and ended with a 45-40 loss to Alabama in the National Championship Game on Jan. 11, 2016.
Home:	25	Began with a 27-6 win over South Carolina on Nov. 22, 1980 and ended with a 22-21 loss to South Carolina on Nov. 24, 1984.
Away:	12	Began with a 20-17 win at Louisville on Sept. 17, 2015 and ended with a 27-24 loss at Syracuse on Oct. 13, 2017. All 12 wins were against ACC and SEC teams.
ACC Games:	20	Began with a 27-0 win over Virginia on Oct. 10, 1981 and ended with a 28-21 loss at Georgia Tech on Sept. 29, 1984.

CONSECUTIVE GAMES WITH RECEIVING TOUCHDOWN (10)

by **DeAndre Hopkins**, 2012
Notes: The previous record was five games in a row, therefore Hopkins doubled the previous mark. He had at least one receiving touchdown in 12 of the 13 games in 2012.

CONSECUTIVE GAMES WITH PASSING TOUCHDOWN (31)

by **Deshaun Watson**, 2014-16
Notes: The streak dated from the South Carolina game in 2014 through the 2016 National Championship Game versus Alabama.

CONSECUTIVE COMPLETIONS (19)

by **Deshaun Watson**, 2016
Notes: Watson completed his last nine passes against South Carolina and first 10 versus Virginia Tech. Two players, Cullen Harper (vs. Central Michigan in 2007) and Kelly Bryant (vs. Miami (Fla.) in 2017), completed 15 in a row in one game.

CONSECUTIVE GAMES WITH COMPLETION (46)

by **Rodney Williams**, 1985-88

CONSECUTIVE PASSES WITHOUT INTERCEPTION (187)

by **Tajh Boyd**, 2012,13

CONSECUTIVE PASSES WITHOUT INTERCEPTION TO START CAREER (165)

by **Cullen Harper**, 2007

CONSECUTIVE GAMES WITH 200 TOTAL OFFENSE YARDS (13)

by **Deshaun Watson**, 2016
Notes: Watson's streak covered the final 11 games of 2015, and ended with the SC State game in 2016.

CONSECUTIVE GAMES WITH RECEPTION (43)

by **Hunter Renfrow**, 2015-18
Notes: Renfrow's streak covered the final 43 games of his career, including the last three games of his freshman season in 2015 and 11 of the team's 15 games he played in 2016.

CONSECUTIVE EXTRA POINTS MADE (88)

by **Mark Buchholz**, 2007,08
Notes: Buchholz was a perfect 88-88 on extra points in his two-year Tiger career.

CONSECUTIVE FIELD GOALS MADE (20)

by **Chandler Catanzaro**, 2011,12
Notes: Catanzaro's streak began with a game-winning 43-yard field goal against Wake Forest in 2011. He made his last eight field-goal attempts in 2011 and his first 12 field-goal attempts in 2012. The streak ended with a 48-yard attempt that missed wide-left by inches at Wake Forest. It was his only field-goal miss in 2012.

CONSECUTIVE GAMES MAKING FIELD GOAL (15)

by **Obed Ariri**, 1979-80; **Chris Gardocki**, 1988-89

CONSECUTIVE GAMES WITH 40-YARD PUNTING AVERAGE (12)

by **Dale Hatcher**, 1983,84
Notes: Hatcher had a streak of 12 games broken with a 39.6-yard average in his last game in 1984.

CONSECUTIVE GAMES WITH SACK (9)

by **Da'Quan Bowers**, 2010
Notes: Bowers was involved in a sack in nine straight games, starting at Auburn (September 18) through Wake Forest (November 20). He had a half sack at Boston College that kept the streak alive.

CONSECUTIVE GAMES WITH INTERCEPTION (4)

by **Bobby Gage**, 1948; **Terry Kinard**, 1980,81; **Dexter Davis**, 1990; **Rashard Hall**, 2009

CONSECUTIVE DOUBLE-FIGURE TACKLE GAMES (19)

by **Jeff Davis**, 1980,81

CONSECUTIVE GAMES WITH TACKLE (53)

by **DeAndre McDaniel**, 2007-10
Notes: McDaniel had a tackle in all 53 of his career games. He also had at least two tackles in each of his last 38 games.

CONSECUTIVE GAMES WITH TACKLE FOR LOSS (20)

by **Keith Adams**, 1999,00
Notes: Adams had at least one tackle for loss in every game in 1999 and the first eight games of 2000. Georgia Tech ended his streak in 2000.

TEMPERATURE & DURATION RECORDS

HOTTEST KICKOFF TEMPERATURE

Date	Opponent	W-L	Score	Temp.
9-18-2004	at Texas A&M	L	6-27	95
9-3-2011	Troy	W	43-19	95
9-20-1997	Florida State	L	28-35	93
9-18-2010	at Auburn	L	24-27	93
9-4-1999	Marshall	L	10-13	92
9-17-2005	Miami (Fla.)	L	30-36	92
9-6-2008	The Citadel	W	45-17	91
9-13-2008	NC State	W	27-9	91
9-6-2014	SC State	W	73-7	90
9-10-2016	Troy	W	30-24	90
9-22-2018	at Georgia Tech	W	49-21	90

Note: Home games in bold.

COLDEST KICKOFF TEMPERATURE

Date	Opponent	W-L	Score	Temp.
10-28-1961	at Auburn	L	14-24	24
12-31-2001	Louisiana Tech	W	49-24	32
11-10-2018	at Boston College	W	27-7	34
11-22-2008	at Virginia	W	13-3	35
11-9-1991	at North Carolina	W	21-6	38
11-25-1972	South Carolina	W	7-6	39
12-27-2009	Kentucky	W	21-13	39
11-14-1992	at Maryland	L	23-53	41
11-16-1996	NC State	W	40-17	41
11-15-1986	Maryland	T	17-17	42
12-5-2015	North Carolina	W	45-37	42

Note: Home games in bold.

LONGEST GAMES

Date	Opponent	W-L	Score	Time
9-17-2005	Miami (Fla.)	L ^(3 OT)	30-36	4:10
1-9-2017	Alabama	W	35-31	4:08
1-2-2004	Tennessee	W	27-14	4:05
9-9-2006	at Boston College	L ^(2 OT)	33-34	4:00
9-4-2004	Wake Forest	W ^(2 OT)	37-30	3:58
10-29-2016	at Florida State	W	37-34	3:56
10-1-2001	at NC State	W	45-37	3:55
10-2-2010	Miami (Fla.)	L	21-30	3:54
10-6-2007	Virginia Tech	L	23-41	3:53

Note: Home games in bold.

SHORTEST GAMES

Date	Opponent	W-L	Score	Time
9-17-1977	at Georgia	W	7-6	2:05
10-9-1971	Duke	W	3-0	2:10
10-7-1972	at Georgia Tech	L	9-31	2:10
10-14-1972	Duke	L	0-7	2:10
10-13-1973	Virginia	W	32-26	2:10
9-28-1996	Wake Forest	W	21-10	2:16
10-13-1979	at Virginia Tech	W	21-0	2:17
10-27-1990	at Wake Forest	W	24-6	2:18
9-22-1979	Georgia	W	12-7	2:22
10-8-1988	at Virginia	W	10-7	2:23
9-6-1997	Appalachian State	W	23-12	2:23

Note: Home games in bold.

CAREER LEADERS

RUSHING

RUSHING YARDS

Rk	Player	Years	Car.	Y/C	TD	Yards
1.	Raymond Priestster	1994-97	805	4.93	21	3966
2.	James Davis	2005-08	753	5.15	47	3881
3.	C.J. Spiller	2006-09	606	5.85	32	3547
4.	Andre Ellington	2009-12	621	5.53	33	3436
5.	Wayne Gallman	2014-16	676	5.07	34	3429
6.	Travis Zachery	1998-01	691	4.43	41	3058
7.	Kenny Flowers	1983-86	590	4.94	26	2914
8.	Terry Allen	1987-89	523	5.31	28	2778
9.	Woodrow Dantzler	1998-01	591	4.67	27	2761
10.	Buddy Gore	1966-68	600	4.29	15	2571
11.	Ray Yauger	1968-70	555	4.39	16	2439
12.	Travis Etienne	2017-18	311	7.79	37	2424
13.	Chuck McSwain	1979-82	483	4.80	23	2320
14.	Stacey Driver	1982-85	476	4.82	15	2293
15.	Ken Callicutt	1973-77	492	4.59	11	2256

CARRIES

Rk	Player	Years	Yards	Y/C	Car.
1.	Raymond Priestster	1994-97	3966	4.93	805
2.	James Davis	2005-08	3881	5.15	753
3.	Travis Zachery	1998-01	3058	4.43	691
4.	Wayne Gallman	2014-16	3429	5.07	676
5.	Andre Ellington	2009-12	3436	5.53	621
6.	C.J. Spiller	2006-09	3547	5.85	606
7.	Buddy Gore	1966-68	2571	4.29	600
8.	Woodrow Dantzler	1998-01	2761	4.67	591
9.	Kenny Flowers	1983-86	2914	4.94	590
10.	Ray Yauger	1968-70	2439	4.39	555
11.	Steve Fuller	1975-78	1737	3.20	535
12.	Terry Allen	1987-89	2778	5.31	523
13.	Rodney Blunt	1989-93	2173	4.28	508
14.	Lester Brown	1976-79	2228	4.45	505
	Tajh Boyd	2010-13	1165	2.31	505

YARDS PER CARRY

Rk	Player	Years	Car.	Yards	Y/C
1.	Travis Etienne	2017-18	311	2424	7.79
2.	Tavien Feaster	2016-18	222	1330	5.99
3.	Jackie Calvert	1948-50	194	1149	5.92
4.	C.J. Spiller	2006-09	606	3547	5.85
5.	Terrence Flagler	1983-86	379	2162	5.70
6.	Ray Mathews	1947-50	331	1886	5.70
7.	Ronald Williams	1990-92	326	1824	5.60
8.	Andre Ellington	2009-12	621	3436	5.53
9.	Doug Cline	1957-59	209	1117	5.34
10.	Roderick McDowell	2010-13	318	1699	5.34
11.	Buck George	1951-54	240	1280	5.33
12.	Terry Allen	1987-89	523	2778	5.31
13.	Hal Davis	1962-64	194	1024	5.28
14.	Adam Choice	2014,16-18	239	1250	5.23
15.	Wesley McFadden	1985-89	220	1135	5.16

Note: Minimum 1,000 yards.

RUSHING TOUCHDOWNS

Rk	Player	Years	Car.	Yards	TD
1.	James Davis	2005-08	753	3881	47
2.	Travis Zachery	1998-01	691	3058	41
3.	Travis Etienne	2017-18	311	2424	37
4.	Wayne Gallman	2014-16	676	3429	34
5.	Andre Ellington	2009-12	621	3436	33
6.	C.J. Spiller	2006-09	606	3547	32
7.	Lester Brown	1976-79	505	2228	31
8.	Fred Cone	1948-50	466	2172	30
9.	Terry Allen	1987-89	523	2778	28

10.	Cliff Austin	1978-82	423	2139	27
	Woodrow Dantzler	1998-01	591	2761	27

PASSING

PASSING YARDS

Rk	Player	Years	Att.	Co.	Pct.	Yards
1.	Tajh Boyd	2010-13	1402	901	64.3	11,904
2.	Deshawn Watson	2014-16	1207	814	67.4	10,163
3.	Charlie Whitehurst	2002-05	1368	817	59.7	9665
4.	Woodrow Dantzler	1998-01	796	460	57.8	6037
5.	Cullen Harper	2005-08	815	518	63.6	5762
6.	Nealon Greene	1994-97	805	458	56.9	5719
7.	Kyle Parker	2009,10	710	401	56.5	4739
8.	Rodney Williams	1985-88	717	333	46.4	4647
9.	Steve Fuller	1975-78	554	287	51.8	4359
10.	Tommy Kendrick	1969-71	644	303	47.0	3893
11.	Homer Jordan	1979-82	479	250	52.2	3643
12.	Brandon Streeter	1996-99	519	294	56.6	3504
13.	Mike Eppley	1980-84	449	252	56.1	3354
14.	Kelly Bryant	2015-18	470	311	66.2	3338
15.	DeChane Cameron	1988-91	470	257	54.7	3300

PASSING ATTEMPTS

Rk	Player	Years	Co.	Yards	Att.
1.	Tajh Boyd	2010-13	901	11,904	1402
2.	Charlie Whitehurst	2002-05	817	9665	1368
3.	Deshawn Watson	2014-16	814	10,163	1207
4.	Cullen Harper	2005-08	518	5762	815
5.	Nealon Greene	1994-97	458	5719	805
6.	Woodrow Dantzler	1998-01	460	6037	796
7.	Rodney Williams	1985-88	333	4647	717
8.	Kyle Parker	2009,10	401	4739	710
9.	Tommy Kendrick	1969-71	303	3893	644
10.	Steve Fuller	1975-78	287	4359	554
11.	Brandon Streeter	1996-99	294	3504	519
12.	Homer Jordan	1979-82	250	3643	479
13.	DeChane Cameron	1988-91	257	3300	470
	Kelly Bryant	2015-18	311	3338	470
15.	Mike Eppley	1980-84	252	3354	449

COMPLETIONS

Rk	Player	Years	Att.	Yards	Co.
1.	Tajh Boyd	2010-13	1402	11,904	901
2.	Charlie Whitehurst	2002-05	1368	9665	817
3.	Deshawn Watson	2014-16	1207	10,163	814
4.	Cullen Harper	2005-08	815	5762	518
5.	Woodrow Dantzler	1998-01	796	6037	460
6.	Nealon Greene	1994-97	805	5719	458
7.	Kyle Parker	2009,10	710	4739	401
8.	Rodney Williams	1985-88	717	4647	333
9.	Kelly Bryant	2015-18	470	3338	311
10.	Tommy Kendrick	1969-71	644	3893	303
11.	Brandon Streeter	1996-99	519	3504	294
12.	Steve Fuller	1975-78	554	4359	287
13.	Cole Stoudt	2011-14	421	2634	277
14.	Trevor Lawrence	2018	397	3280	259
15.	DeChane Cameron	1988-91	470	3300	257

COMPLETION PERCENTAGE

Rk	Player	Years	Co.-Att.	Pct.
1.	Deshawn Watson	2014-16	814-1207	67.4
2.	Kelly Bryant	2015-18	311-470	66.2
3.	Cole Stoudt	2011-14	277-421	65.8
4.	Trevor Lawrence	2018	259-397	65.2
5.	Tajh Boyd	2010-13	901-1402	64.3
6.	Cullen Harper	2005-08	518-815	63.6

7.	Charlie Whitehurst	2002-05	817-1368	59.7
8.	Will Proctor	2003-06	201-338	59.5
9.	Woodrow Dantzler	1998-01	460-796	57.8
10.	Nealon Greene	1994-97	458-805	56.9
11.	Chris Morocco	1986-89	89-157	56.7
12.	Brandon Streeter	1996-99	294-519	56.6
13.	Kyle Parker	2009,10	401-710	56.5
14.	Mike Eppley	1980-84	252-449	56.1
15.	DeChane Cameron	1988-91	257-470	54.7

Note: Minimum 150 passing attempts.

PASSING YARDS PER ATTEMPT

Rk	Player	Years	Att.	Yards	Y/Att.
1.	Bobby Gage	1945-48	278	2448	8.81
2.	Jackie Calvert	1948-50	101	885	8.76
3.	Tajh Boyd	2010-13	1402	11,904	8.49
4.	Deshawn Watson	2014-16	1207	10,163	8.42
5.	Trevor Lawrence	2018	397	3280	8.26
6.	Chris Morocco	1986-89	157	1238	7.89
7.	Steve Fuller	1975-78	554	4359	7.87
8.	Will Proctor	2003-06	338	2634	7.79
9.	Homer Jordan	1979-82	479	3643	7.61
10.	Mark Fellers	1972-74	124	943	7.60
11.	Woodrow Dantzler	1998-01	796	6037	7.58
12.	Mike Eppley	1980-84	449	3354	7.47
13.	Harvey White	1957-59	289	2103	7.28
14.	Nealon Greene	1994-97	805	5719	7.10
15.	Kelly Bryant	2015-18	470	3338	7.10

Note: Minimum 100 passing attempts.

PASSING TOUCHDOWNS

Rk	Player	Years	Att.	Int.	TD
1.	Tajh Boyd	2010-13	1402	39	107
2.	Deshawn Watson	2014-16	1207	32	90
3.	Charlie Whitehurst	2002-05	1368	46	49
4.	Cullen Harper	2005-08	815	20	42
5.	Woodrow Dantzler	1998-01	796	24	41
6.	Nealon Greene	1994-97	805	26	35
7.	Kyle Parker	2009,10	710	23	32
8.	Trevor Lawrence	2018	397	4	30
9.	Mike Eppley	1980-84	449	26	28
10.	Bobby Gage	1945-48	278	27	24
	Tommy Kendrick	1969-71	644	42	24
12.	Steve Fuller	1975-78	554	21	22
13.	Will Proctor	2003-06	338	11	19
14.	Harvey White	1957-59	289	12	18
15.	Brandon Streeter	1996-99	519	26	17
	Cole Stoudt	2011-14	421	11	17

INTERCEPTION AVOIDANCE

Rk	Player	Years	Int.-Att.	Pct.
1.	Trevor Lawrence	2018	4-397	1.01
2.	Kelly Bryant	2015-18	10-470	2.13
3.	Cullen Harper	2005-08	20-815	2.45
4.	Chris Morocco	1986-89	4-157	2.55
5.	Cole Stoudt	2011-14	11-421	2.61
6.	Deshawn Watson	2014-16	32-1207	2.65
7.	Patrick Sapp	1992-95	10-365	2.74
8.	Tajh Boyd	2010-13	39-1402	2.78
9.	Woodrow Dantzler	1998-01	24-796	3.02
10.	DeChane Cameron	1988-91	15-470	3.19
11.	Nealon Greene	1994-97	26-805	3.22
12.	Kyle Parker	2009,10	23-710	3.24
13.	Will Proctor	2003-06	11-338	3.25
14.	Willie Simmons	2000-02	13-391	3.32
15.	Charlie Whitehurst	2002-05	46-1368	3.36

Note: Minimum 100 passing attempts.

PASSING EFFICIENCY

Rk	Player	Years	Att.	Co.	Pct.	Int.	Int. Pct.	Yards	Yards/Att.	TD	TD Pct.	Eff.
1.	Trevor Lawrence	2018	397	259	65.2	4	1.01	3280	8.26	30	7.56	157.6
2.	Deshawn Watson	2014-16	1207	814	67.4	32	2.65	10,163	8.42	90	7.46	157.5
3.	Tajh Boyd	2010-13	1402	901	64.3	39	2.78	11,904	8.49	107	7.63	155.2
4.	Will Proctor	2003-06	338	201	59.5	11	3.25	2634	7.79	19	5.62	137.0
5.	Cullen Harper	2005-08	815	518	63.6	20	2.45	5762	7.07	42	5.15	135.0
6.	Kelly Bryant	2015-18	470	311	66.2	10	2.13	3338	7.10	16	3.40	132.8
7.	Woodrow Dantzler	1998-01	796	460	57.8	24	3.02	6037	7.58	41	5.15	132.5
8.	Mark Fellers	1972-74	124	58	46.8	7	5.64	943	7.60	12	9.68	131.3
9.	Chris Morocco	1986-89	157	89	56.7	4	2.55	1238	7.89	6	3.82	130.4
10.	Mike Eppley	1980-84	449	252	56.1	26	5.79	3354	7.47	28	6.23	127.9
11.	Bobby Gage	1945-48	278	123	44.2	27	9.71	2448	8.81	24	8.63	127.3
12.	Cole Stoudt	2011-14	421	277	65.8	11	2.61	2634	6.26	17	4.04	126.5
13.	Nealon Greene	1994-97	805	458	56.9	26	3.22	5719	7.10	35	4.35	124.5
14.	Charlie Whitehurst	2002-05	1368	817	59.7	46	3.36	9665	7.07	49	3.58	124.2
15.	Harvey White	1957-59	289	145	50.2	12	4.15	2103	7.28	18	6.22	123.6

CAREER LEADERS

RECEIVING

RECEPTIONS

Rk	Player, Pos.	Years	Yards	Avg.	TD	Rec.
1.	Artavis Scott, WR	2014-16	2480	10.1	19	245
2.	Sammy Watkins, WR	2011-13	3391	14.1	27	240
3.	Aaron Kelly, WR	2005-08	2733	11.8	20	232
4.	DeAndre Hopkins, WR	2010-12	3020	14.7	27	206
5.	Hunter Renfrow, WR	2015-18	2133	11.5	15	186
6.	Mike Williams, WR	2013-16	2727	15.4	21	177
7.	Derrick Hamilton, WR	2001-03	2312	13.8	16	167
8.	Rod Gardner, WR	1997-00	2498	15.0	13	166
9.	Terry Smith, WR	1990-93	2681	16.5	15	162
10.	Perry Tuttle, WR	1978-81	2534	16.9	17	150
11.	Jacoby Ford, WR	2006-09	1986	13.9	16	143
12.	Kevin Youngblood, WR	2003-03	1713	12.1	6	142
13.	Chansi Stuckey, WR	2003-06	1760	12.5	7	141
14.	Jerry Butler, WR	1975-78	2223	16.0	11	139
15.	Brian Wofford, WR	1996-99	1857	13.5	13	138
	Airese Currie, WR	2001-04	2030	14.7	10	138

RECEIVING YARDS

Rk	Player, Pos.	Years	Rec.	Yards
1.	Sammy Watkins, WR	2011-13	240	3391
2.	DeAndre Hopkins, WR	2010-12	206	3020
3.	Aaron Kelly, WR	2005-08	232	2733
4.	Mike Williams, WR	2013-16	177	2727
5.	Terry Smith, WR	1990-93	162	2681
6.	Perry Tuttle, WR	1978-81	150	2534
7.	Rod Gardner, WR	1997-00	166	2498
8.	Artavis Scott, WR	2014-16	245	2480
9.	Derrick Hamilton, WR	2001-03	167	2312
10.	Jerry Butler, WR	1975-78	139	2223
11.	Hunter Renfrow, WR	2015-18	186	2133
12.	Deon Cain, WR	2015-17	130	2040
13.	Airese Currie, WR	2001-04	138	2030
14.	Jacoby Ford, WR	2006-09	143	1986
15.	Brian Wofford, WR	1996-99	138	1857

YARDS PER RECEPTION

Rk	Player, Pos.	Years	Rec.	Yards	Y/Rec.
1.	Martavis Bryant, WR	2011-13	61	1354	22.2
2.	Justyn Ross, WR	2018	46	1000	21.7
3.	Joe Blalock, TE	1939-41	38	773	20.3
4.	Gary Cooper, FLK	1985-89	79	1592	20.2
5.	Frank Magwood, WR	1979-82	51	920	18.0
6.	Glenn Smith, E	1949-51	88	1576	17.9
7.	Eddis Freeman, E	1943-46	37	655	17.7
8.	Dwight Clark, WR	1975-78	33	571	17.3
9.	Bill Mathis, TB	1957-59	35	602	17.2
10.	Charlie Waters, WR	1967-69	68	1166	17.1

Note: Minimum 30 receptions.

RECEIVING TOUCHDOWNS

Rk	Player, Pos.	Years	TD
1.	DeAndre Hopkins, WR	2010-12	27
	Sammy Watkins, WR	2011-13	27
3.	Mike Williams, WR	2013-16	21
4.	Aaron Kelly, WR	2005-08	20
	Deon Cain, WR	2015-17	20
6.	Artavis Scott, WR	2014-16	19
7.	Glenn Smith, E	1949-51	18
	Jordan Leggett, TE	2013-16	18
9.	Perry Tuttle, WR	1978-81	17
10.	Terrance Roulhac, WR	1983-86	16
	Derrick Hamilton, WR	2001-03	16
	Jacoby Ford, WR	2006-09	16

MISCELLANEOUS

TOTAL OFFENSE YARDS

Rk	Player	Years	Plays	Rush	Pass	Total
1.	Tajh Boyd	2010-13	1907	1165	11,904	13,069
2.	Deshawn Watson	2014-16	1643	1931	10,163	12,094
3.	Charlie Whitehurst	2002-05	1634	98	9665	9763
4.	Woodrow Dantzler	1998-01	1587	2761	6037	8798
5.	Nealon Greene	1994-97	1158	1067	5719	6786
6.	Steve Fuller	1975-78	1089	1737	4359	6096
7.	Cullen Harper	2005-08	946	-213	5762	5549
8.	Rodney Williams	1985-88	1024	863	4647	5510
9.	Kyle Parker	2009-10	818	163	4739	4902
10.	Homer Jordan	1979-82	859	971	3643	4614
11.	Kelly Bryant	2015-18	727	973	3338	4311
12.	DeChane Cameron	1988-91	765	926	3300	4226
13.	Raymond Priester	1994-97	805	3966	-----	3966
14.	James Davis	2005-08	753	3881	-----	3881
15.	Bobby Gage	1945-48	594	1309	2448	3757

SCORING

Rk	Player, Pos.	Years	TD	PAT	FG	TP
1.	Chandler Catanzaro, PK	2010-13	0	203-207	67-82	404
2.	Greg Huegel, PK	2015-18	0	217-227	54-71	379
3.	Aaron Hunt, PK	2000-03	0	164-172	55-76	329
4.	C.J. Spiller, RB	2006-09	51	*2	---	308
5.	Nelson Welch, PK	1991-94	0	85-92	72-102	301
6.	Travis Zachery, TB	1998-01	50	---	---	300
7.	James Davis, RB	2005-08	49	---	---	294
8.	Obed Ariri, PK	1977-80	0	99-103	63-97	288
9.	Chris Gardocki, PK	1988-90	0	72-72	63-89	261
10.	Jad Dean, PK	2003-06	0	97-103	51-68	250
11.	Travis Etienne, RB	2017,18	39	---	---	234
12.	David Treadwell, PK	1985-87	0	92-93	47-66	233
13.	Andre Ellington, RB	2009-12	36	*2	---	218
14.	Wayne Gallman, RB	2014-16	36	---	---	216
15.	Bob Pauling, PK	1979-83	0	107-109	34-41	209

* - total two-point conversion points

TOTAL TOUCHDOWNS

Rk	Player, Pos.	Rush	Rec.	PR	KOR	Total
1.	C.J. Spiller, RB	32	11	1	7	51
2.	Travis Zachery, RB	41	9	0	0	50
3.	James Davis, RB	47	2	0	0	49
4.	Travis Etienne, RB	37	2	0	0	39
5.	Andre Ellington, RB	33	2	0	1	36
	Wayne Gallman, RB	34	2	0	0	36
7.	Lester Brown, RB	31	1	0	0	32
8.	Fred Cone, RB	30	1	0	0	31
9.	Sammy Watkins, WR	1	27	0	1	29
10.	Ray Matthews, RB	20	7	1	0	28
	Kenny Flowers, RB	26	2	0	0	28
	Terry Allen, RB	28	0	0	0	28

INTERCEPTIONS

Rk	Player, Pos.	Years	Yards	Avg.	TD	Int.
1.	Terry Kinard, FS	1979-82	147	8.6	0	17
2.	Fred Knoebel, DB	1950-52	122	8.1	0	15
	DeAndre McDaniel, S	2007-10	162	10.8	1	15
4.	Michael Hamlin, S	2005-08	243	17.4	0	14
	Rashard Hall, S	2009-12	186	13.3	1	14
6.	Justin Miller, CB	2002-04	94	7.2	0	13
7.	Eddie Geathers, CB	1977-80	114	9.5	0	12
	Robert O'Neal, FS	1989-92	119	9.9	0	12
	Alex Ardley, CB	1998-00	151	12.6	1	12
	Brian Mance, CB	1999-02	73	6.1	0	12

TOUCHDOWN RESPONSIBILITY

Rk	Player	Years	Rush	Pass	*	Tot
1.	Tajh Boyd	2010-13	26	107	0	133
2.	Deshawn Watson	2014-16	26	90	0	116
3.	Woodrow Dantzler	1998-01	27	41	0	68
4.	Charlie Whitehurst	2002-05	10	49	0	59
5.	C.J. Spiller	2006-09	32	1	19	52
6.	Travis Zachery	1998-01	41	0	9	50
7.	James Davis	2005-08	47	0	2	49
8.	Cullen Harper	2005-08	5	42	0	47
9.	Steve Fuller	1975-78	22	22	0	44
10.	Nealon Greene	1994-97	8	35	0	43

* - includes receiving, punt returns, kickoff returns, interception returns and fumble returns

INTERCEPTION RETURN YARDS

Rk	Player, Pos.	Years	Int.	Avg.	Yards
1.	Rex Varn, FS	1976-79	10	27.5	275
2.	Michael Hamlin, S	2005-08	14	17.4	243
	Crezdron Butler, CB	2006-09	11	22.1	243
4.	Antwan Edwards, DB	1995-98	8	24.4	195
5.	Jonathan Meeks, S	2009-12	7	27.4	192
6.	Rashard Hall, S	2009-12	14	13.3	186
7.	Don Kelley, DB	1969-71	6	29.7	178
8.	Van Smith, S	2015-17	4	41.3	165
9.	DeAndre McDaniel, S	2007-09	15	10.8	162
10.	Alex Ardley, CB	1998-00	12	12.6	151

STARTS

Rk	Player, Pos.	Years	Starts
1.	Mitch Hyatt, OT	2015-18	57
2.	Chandler Catanzaro, PK	2010-13	52
3.	Landon Walker, OT	2008-11	49
	Dalton Freeman, C	2009-12	49
5.	Greg Huegel, PK	2015-18	48
6.	Eric Harmon, OG	1987-90	47
	Jim Bundren, OT	1994-97	47
	Glenn Rountree, OG	1994-97	47
	Aaron Hunt, PK	2000-03	47
	Hunter Renfrow, WR	2015-18	47



JUSTYN ROSS HAS AVERAGED 21.7 YARDS PER RECEPTION, SECOND BEST IN TIGER HISTORY, IN HIS CAREER.

CAREER LEADERS

STARTS BY POSITION

Offense

TE:	38 by Jordan Leggett, 2013-16
OT:	57 by Mitch Hyatt, 2015-18
OG:	47 by Eric Harmon, 1987-90; Glenn Rountree, 1994-97
C:	49 by Dalton Freeman, 2009-12
WR:	47 by Hunter Renfrow, 2015-18
QB:	44 by Rodney Williams, 1985-88
RB:	43 by James Davis, 2005-08
PK:	52 by Chandler Catanzaro, 2010-13

Defense

DE/OLB:	44 by Clelin Ferrell, 2016-18
DT:	45 by Christian Wilkins, 2015-18
ILB:	42 by Bubba Brown, 1976-79
S:	43 by Michael Hamlin, 2005-08
CB:	44 by Chris Chancellor, 2006-09
P:	46 by Cole Chason, 2003-06

GAMES

Rk	Player, Pos.	Years	Games
1.	Cannon Smith, TE	2015-18	59
	Christian Wilkins, DT	2015-18	59
3.	Mitch Hyatt, OT	2015-18	58
	Milan Richard, TE	2015-18	58
5.	Chad Diehl, FB	2007-11	57
6.	Dorian O'Daniel, LB	2014-17	56
	Trevion Thompson, WR	2015-18	56
8.	Cordrea Tankersley, CB	2013-16	55
	Ryan Carter, CB	2014-17	55
	Hunter Renfrow, WR	2015-18	55

SNAPS

Rk	Player, Pos.	Years	Snaps
1.	Mitch Hyatt, OT	2015-18	3754
2.	Dalton Freeman, C	2009-12	3361
3.	Landon Walker, OT	2008-11	3131
4.	Kyle Young, C	1998-01	3097
5.	Glenn Rountree, OG	1994-97	3048
6.	Tajh Boyd, QB	2010-13	2963
7.	Charlie Whitehurst, QB	2002-05	2875
8.	Eric Harmon, OG	1987-90	2870
9.	Barry Richardson, OT	2004-07	2778
10.	Jim Bundren, OT	1994-97	2772

Note: Does not include special-teams snaps.

SPECIAL TEAMS

PUNT RETURN YARDS

Rk	Player	Years	PR	Avg.	TD	Yards
1.	Shad Bryant	1937-39	65	12.0	1	779
2.	Donnell Woolford	1985-88	78	9.6	2	754
3.	James Lott	1986-89	71	9.6	0	683
4.	Don Kelley	1969-71	56	11.3	2	632
5.	Derrick Hamilton	2001-03	68	9.1	0	618
6.	Willie Jordan	1975-78	54	10.5	0	569
	C.J. Spiller	2006-09	53	10.7	1	569
8.	Billy Davis	1980-83	87	6.4	0	555
9.	Ray-Ray McCloud	2015-17	50	9.7	1	485
10.	Jacoby Ford	2006-09	49	9.8	2	479

KICKOFF RETURN YARDS

Rk	Player	Years	KOR	Avg.	TD	Yards
1.	C.J. Spiller	2006-09	74	27.7	7	2052
2.	Derrick Hamilton	2001-03	58	26.8	2	1552
3.	Justin Miller	2002-04	50	30.7	3	1534
4.	Andre Humphrey	1992-95	68	21.9	0	1486
5.	Sammy Watkins	2011-13	60	22.9	1	1376
6.	Ray Williams	1983-86	66	20.5	0	1350
7.	Jacoby Ford	2006-09	47	23.9	1	1124
8.	Terrence Roulhac	1983-86	42	26.4	0	1108
9.	Artavis Scott	2014-16	39	23.7	0	925
10.	Warren Ratchford	1974-78	44	22.0	0	848

PUNTING AVERAGE

Rk	Player	Years	Punts	Yards	Avg.
1.	Chris Gardocki	1988-90	151	6566	43.5
2.	Dale Hatcher	1981-84	191	8191	43.0
3.	Banks McFadden	1937-39	94	3967	42.2
4.	Jimmy Maners	2006-08	105	4381	41.7
5.	David Sims	1977-80	197	8126	41.2
6.	Dawson Zimmerman	2008-11	192	7895	41.1
7.	Bradley Pinion	2012-14	140	5754	41.1
8.	Mitch Tyner	1973,74	127	5201	41.0
9.	Jack Anderson	1968-70	56	2276	40.6
10.	Chris McNally	1993-95	73	2946	40.4

Note: Minimum 50 punts.



MITCH HYATT TOTALED 3,754 CAREER SNAPS, MOST IN CLEMSON HISTORY, FROM 2015-18.

FIELD GOALS MADE

Rk	Player	Years	FG
1.	Nelson Welch	1991-94	72
2.	Chandler Catanzaro	2010-13	67
3.	Obed Ariri	1977-80	63
	Chris Gardocki	1988-90	63
5.	Aaron Hunt	2000-03	55
6.	Greg Huegel	2015-18	54
7.	Jad Dean	2003-06	51
8.	David Treadwell	1985-87	47
9.	Mark Buchholz	2007,08	37
10.	Bob Paulling	1979-83	34

EXTRA POINTS MADE

Rk	Player	Years	PAT
1.	Greg Huegel	2015-18	217
2.	Chandler Catanzaro	2010-13	203
3.	Aaron Hunt	2000-03	164
4.	Bob Paulling	1979-83	107
5.	Obed Ariri	1977-80	99

6.	Jad Dean	2003-06	97
7.	David Treadwell	1985-87	92
8.	Mark Buchholz	2007,08	88
9.	Nelson Welch	1991-94	85
10.	Charles Radcliff	1950-52	72
	Chris Gardocki	1988-90	72

KICK SCORING

Rk	Player	Years	Points
1.	Chandler Catanzaro	2010-13	404
2.	Greg Huegel	2015-18	379
3.	Aaron Hunt	2000-03	329
4.	Nelson Welch	1991-94	301
5.	Obed Ariri	1977-80	288
6.	Chris Gardocki	1988-90	261
7.	Jad Dean	2003-06	250
8.	David Treadwell	1985-87	233
9.	Bob Paulling	1979-83	209
10.	Mark Buchholz	2007,08	199

ALL-PURPOSE YARDS

Rk	Player, Pos.	Years	Rush	Rec.	PR	KOR	Total
1.	C.J. Spiller, RB	2006-09	3547	1420	569	2052	7588
2.	Sammy Watkins, WR	2011-13	339	3391	23	1376	5129
3.	Derrick Hamilton, WR	2001-03	358	2312	618	1552	4839
4.	Andre Ellington, RB	2009-12	3436	505	3	642	4586
5.	Travis Zachery, TB	1998-01	3058	1057	276	---	4391
6.	James Davis, RB	2005-08	3881	441	---	13	4335
7.	Raymond Priestner, RB	1994-97	3966	316	---	---	4282
8.	Jacoby Ford, WR	2006-09	494	1986	479	1124	4083
9.	Wayne Gallman, RB	2014-16	3429	473	---	---	3902
10.	Artavis Scott, WR	2014-16	49	2480	114	925	3568

CLEMSON RING OF HONOR MEMBERS

The Ring of Honor is the highest honor a Clemson student-athlete can receive. A recipient must first be a member of the Clemson Hall of Fame, earn at least an undergraduate degree and make a significant contribution to the heritage of Tiger athletics. Honorees will have their jersey retired.

RING OF HONOR MEMBERS

1981 FOOTBALL TEAM

The 1981 football team was inducted into the Clemson Ring of Honor during the fall of 2006 in conjunction with the team's 25-year anniversary celebration of winning the national title. Every player, coach, manager and administrator associated with that team is considered in the Ring of Honor within the team concept. The Tigers had a perfect 12-0 record that season, as they defeated Nebraska by a score of 22-15 in the 1982 Orange Bowl to claim the National Championship. For more information on Clemson's 1981 squad, see page 8.

1984 MEN'S SOCCER TEAM

The 1984 men's soccer team won the NCAA championship in grand style, as it became the first team in NCAA soccer history to defeat the No. 1, No. 2, No. 3 and No. 4-seeded teams in the tournament on the way to the title. Clemson defeated two-time defending champion Indiana 2-1 in the national championship match in the Kingdome in Seattle, Wash. John Lee scored the winning goal for Dr. I.M. Ibrahim's team with 1:42 left. The team was inducted into the Clemson Ring of Honor in 2009.

1987 MEN'S SOCCER TEAM

The 1987 men's soccer team won the NCAA championship with a victory over San Diego State at Riggs Field, the only national championship claimed on the Clemson campus. The Tigers were led by Hermann Trophy winner Bruce Murray. The victory over the Aztecs culminated a magic run for the Tigers, who were seeded No. 23 in the 24-team tournament. A crowd of 8,332 fans celebrated the victory at the home of Clemson soccer, the largest home crowd in Tiger history.

2003 MEN'S GOLF TEAM

The 2003 men's golf team won the NCAA championship in dominating fashion. Larry Penley's Tigers won the ACC Championship, the East Regional championship and the national championship, the first program in NCAA golf history to win all three in the same year. Clemson won the championship by two shots on Oklahoma State's home course.

RUSTY ADKINS

Rusty Adkins was the first baseball player named to the Clemson Ring of Honor in 1997. He was the first three-time All-American in Tiger baseball history (1965,66,67). A three-time First-Team All-ACC player, he hit .444 in 1965, an average that remained a Tiger record for 37 years. Adkins had a 41-game hitting streak that remains in the top 10 in NCAA history. He was named to the ACC's 50-Year Anniversary team in 2002.

BOB BRADLEY

Bob Bradley was the first administrator named to the Ring of Honor in 2005. He served Clemson for 45 years in the sports information office as director and emeritus director. He received the Arch Ward Award as the College Sports Information Directors of America Man-of-the-Year in 1976. He was inducted into the organization's hall of fame in 1975, the Clemson Athletic Hall of Fame in 1985, the Gator Bowl Hall of Fame in 2000 and the state of South Carolina Hall of Fame in 2001. The press box at Memorial Stadium was named in his honor during the 1988 season as well.



STEVE FULLER WAS A CHARTER MEMBER OF THE RING OF HONOR IN 1994.

JERRY BUTLER

Jerry Butler joined teammate Steve Fuller in the Clemson Ring of Honor in 1999. The two-time All-ACC player was a first-team All-American in 1978 when he and Fuller led Clemson to a No. 6 national ranking and an 11-1 record. He had at least one reception in 36 consecutive games. In 1979, Butler was the No. 5 overall draft pick of the NFL by the Buffalo Bills, where he played at a Pro Bowl level for seven seasons.

JONATHAN BYRD

Jonathan Byrd was an All-American on the course and in the classroom for the Tiger golf team between 1996-00. He became the first four-time, First-Team All-ACC golfer in Clemson history. He was also an honorable mention All-American in 1998, a first-team selection in 1999 and a third-team pick in 2000. Byrd was also a two-time Academic All-American (1999,00) and is one of only two student-athletes in Clemson history to twice be named an Academic All-American and an on-the-field-of-competition All-American in school history.

FRED CONE

Fred Cone, who was inducted into the Ring of Honor in 1997, was the first player in Clemson history to rush for 2,000 yards in a career. Cone played for the Tigers from 1948-50. He is eighth on the Clemson career list for rushing touchdowns (30). Cone was a starter on two undefeated Clemson teams (1948,50), one of only two players in school history to accomplish that feat.

DALE DAVIS

Dale Davis was the first men's basketball player inducted into the Ring of Honor in 1999. He was a three-time All-ACC pick from 1987-91 and a first-team pick in 1990 in leading Clemson to its first ACC regular-season championship. He is still among the ACC's top 10 in career field-goal percentage. The first-round draft pick of the Indiana Pacers played 16 seasons in the NBA. He totaled 8,706 points and 8,605 rebounds in 1,094 games in his career.

JEFF DAVIS

Jeff Davis, captain of the 1981 national title team, joined the Ring of Honor in 1995. He was a first-team All-American in 1981 when he led the team in tackles (175). Davis was also named ACC MVP and defensive MVP of the Orange Bowl win over Nebraska, the game that clinched the national championship for the Tigers. He was also inducted into the College Football Hall of Fame in December 2007.

DANNY FORD

Danny Ford coached Clemson to the 1981 national title at the age of 33, still the youngest coach to win one. Ford won five ACC titles and six bowl games in his 11 years as the head coach of the Tigers. He had a 26-10-1 record against coaches in the College Football Hall of Fame, including wins over Joe Paterno, Barry Switzer, Woody Hayes, Vince Dooley, Steve Spurrier and Tom Osborne. He finished his Clemson career with a record of 96-29-4 and his 76.0 winning percentage is still among the best in ACC history. Ford was inducted into the Clemson Ring of Honor at the season-opening Georgia game of 2013 and was inducted into the College Football Hall of Fame in December 2017.

STEVE FULLER

Steve Fuller was a charter member of the Ring of Honor in 1994. He is one of three football players in Clemson history to be chosen an All-American on the field and in the classroom in the same year. Fuller was a two-time, first-team Academic All-American and a third-team All-American in 1978. He is still the only Tiger to be named ACC Player-of-the-Year twice and was an NCAA Top Five Award winner in 1979, the only Tiger athlete to win the award.

MICHAEL GREEN

Michael Green was a three-time NCAA champion sprinter during his Clemson career. He won the 55m indoors in 1992 and 1993, and the 100m outdoors in 1993. The eight-time All-American and nine-time ACC champion was the ACC Indoor MVP in 1993 as a senior.

CLEMSON RING OF HONOR MEMBERS

and was a two-time Olympian for his native country of Jamaica. He won the Frank Howard Award for bringing honor to Clemson in 1992 and was the IPTAY Athlete-of-the-Year in 1993. He graduated from Clemson in 1995.

SUSAN HILL

Susan Hill is the only four-time ACC MVP in a women's sport in Clemson history and one of just two in all sports. She is still the only four-time ACC MVP in women's tennis history and is one of two players to win the No. 1 singles league title four years in a row. She was the first women's athlete to be inducted into the Clemson Hall of Fame. She was a three-time first-team All-American and had a 126-20 career record. That 86.3 winning percentage is still the best in Clemson history.

FRANK HOWARD

Frank Howard was a charter member of the Ring of Honor in 1994. As head coach from 1940-69, he led Clemson to eight league championships, six bowl games and six top-25 seasons. Howard, who totaled 165 victories, was inducted into the College Football Hall of Fame in 1989 and is still the fifth-winningest coach in ACC history.

KEVIN JOHNSON

Kevin Johnson was Clemson's first three-time All-America golfer. He was a third-team selection as a sophomore, a first-team pick as a junior and a second-team choice as a senior. His 27 career top-10 finishes still are among the most in Clemson history 30 years after he played his last round for the Tigers. The 1988 ACC champion won the 1987 U.S. Public Links championship and was the runner-up the following year. He played for the U.S. Walker Cup team in 1989 and graduated from Clemson in December of that year. Clemson finished third in the nation as a senior.

BARBARA KENNEDY

Barbara Kennedy became the first female athlete inducted into the Clemson Ring of Honor in 1999. She holds the school's along with the ACC's career marks for points (3,113) and rebounds (1,252). Kennedy was a two-time All-America selection (1981,82) and three-time, First-Team All-ACC player (1980,81,82). Kennedy remains the only two-time All-American and three-time First-Team All-ACC selection in Clemson women's history as well.

TERRY KINARD

Terry Kinard, who played for the Tigers from 1979-82, was inducted into the Ring of Honor in 2001, the same year he was inducted into the College Football Hall of Fame. The safety from Sumter, S.C. was named national defensive player-of-the-year by CBS Sports during his senior season in 1982. Kinard was named to the All-Decade of the 1980's College Football team by USA Today and to the All-Century team by Sports Illustrated in 2000.

TINA KREBS

Tina Krebs was the first track athlete named to the Ring of Honor in 2003. A cross country, distance and middle distance runner from 1982-86, her versatility helped shape Clemson women's track & field. She was an eight-time All-American in cross country, indoor track and outdoor track and was a three-time NCAA champion, still the only athlete in any sport in Clemson history to win three national titles.

BANKS McFADDEN

Banks McFadden was one of three charter members of the Clemson Ring of Honor in 1994. He was named the nation's most versatile athlete in 1939 when he was an All-American in football and basketball in the same calendar year, the only Tiger to accomplish that feat. He led the Tigers to their first bowl bid, a 6-3 victory over

Boston College in the 1940 Cotton Bowl, and to the Southern Conference basketball title. He was the No. 4 overall pick of the 1940 NFL draft, tied for the highest in school history.

TREE ROLLINS

Tree Rollins was the star center of the Clemson basketball team between 1973-77. He was an All-American during his senior season in 1977, just the second basketball All-American in school history. The native of Cordele, Ga. averaged a double-double over his career and was a first-round draft pick of the Atlanta Hawks in 1977. His #30 jersey was retired prior to his final home game in 1977, the first Clemson athlete in any sport to have a jersey retired. Rollins finished his degree requirements in May 2016 through the Tiger Trust Program and was inducted into the Clemson Ring of Honor in 2017.

CHARLES WARREN

Charles Warren won the 1997 NCAA championship, the first in Clemson golf history. He defeated Brad Elder (Texas) in a one-hole playoff. The next year, he earned the Dave Williams Award as the top senior. The three-time All-American led Clemson to a No. 3 national finish in 1997 and No. 2 in 1998. He retired from the PGA Tour in 2013.

BILL WILHELM

Bill Wilhelm coached Clemson for 36 years (1958-93) and had a 1161-536-10 (.683) career record. He was the fifth-winningest coach in college baseball history when he retired. He still holds the ACC record for regular-season ACC championships (19), including 10 in a row from 1973-82. Each of his last seven teams was chosen for the NCAA Tournament, and five of them ranked in the final top 15, including his 1991 team that totaled an ACC-record 60 wins. He averaged 50 wins per season during his last seven years as well.



FRANK HOWARD, WHO TOTALED 165 VICTORIES AS HEAD COACH FROM 1940-69, WAS A CHARTER MEMBER OF THE RING OF HONOR IN 1994.

CLEMSON HALL OF FAME MEMBERS

Student-Athlete	Sport(s)	Years(s)	Inducted
Henry Abadi	MSOC	1972-73	2010
Gaines Adams	FB	2003-06	2012
Keith Adams	FB	1998-00	2011
Jimmy Addison	FB	1965-67	1994
Rusty Adkins	BASE	1965-67	1977
Ben Anderson	FB	1970-72	1997
Obed Ariri	FB, MSOC	1976-80	1998
Rick Aronberg	MSW	1986-90	2001
Boo Armstrong	FB	1918-20	1978
Deliah Arrington	WSOC	1999-02	2012
Nancy Augustyniak	WSOC	1997-00	2015
Jill Bakehorn	WSW	1986-89	2001
Jeff Baker	BASE	2000-02	2018
Stumpy Banks	FB	1915-19	1975
Brian Barnes	BASE	1986-89	2004
Gary Barnes	FB	1959-61	2002
Jessica Barr	WBB	1992-94	2000
Tom Barton	FB	1949-52	1987
George Bennett	IPTAY	1971-79, 93-04	1989
Kris Benson	BASE	1994-96	2005
Jay Berger	MTEN	1985-86	2015
Joe Net Berry	FB	1934-36	1981
Joe Blacklock^	MBB, FB	1939-41	1973
Rob Bodine	FB	1989-91	2009
Jeff Bostic	FB	1977-79	1997
Joe Bostic	FB	1975-78	1996
Nikkie Bouyer	WTK	1996-99	2016
Bob Bradley	ACD	1955-89	1985
Jim Brennan	MBB	1961-64	1983
Neil Brophy	MSW	1979-83	2011
Bubba Brown	FB	1976-79	1999
Lester Brown	FB	1976-79	2007
Thomas Brown	FB, MBB	1933-37	1987
Clyde Brown	MSOC	1972-75	1984
Duane Bruley	MTEN*	1963-73	2015
Shandy Bryan	WBB	1989-93	2006
Jeff Bryant	FB	1978-81	1996
Shad Bryant	FB	1937-39	1979
Dude Buchanan	MBB, BASE	1938-41	1991
Brentson Buckner	FB	1990-93	2013
Greg Buckner	MBB	1994-98	2005
Sheri Bueter	WSOC	1994-98	2009
Jim Bunden	FB	1994-97	2018
Michelle Burgher	WTK	1999-01	2013
Sara Burkett	WSOC	1995-98	2004
Bob Burns	MTN	1958-62	1988
Charlie Bussey	FB	1954-56	1988
Jerry Butler	FB, MTK	1975-78	1986
Jonathan Byrd	MGO	1994-98	2006
Jackie Calvert	FB, MTK	1948-51	1977
Elden Campbell	MBB	1986-90	2000
Katie Carson	WSOC	1998-01	2017
Jack Chandler	MTK, MBB	1920-25	1984
Chip Clark	MBB, MGO, MTK	1942-46	1998
Dwight Clark	FB	1975-78	1988
Doug Cline	FB	1957-59	1991
Ty Cline	BASE	1959-60	1978
Coy Cobb	MSW	1981-85	2004
Josh Cody	FB*, MBB*	1927-30	2017
Wayne Coffman	WTK*	1985-97	2006
Julie Coin	WTN	2002-05	2012
Roger Collins	MSOC, MTK	1968-70	1978
Fred Cone^	FB	1948-50	1973
Gary Conner	MSOC	1983-86	2018
David Cooper	MTN	1967-69	1983
Sarah Cooper	ROW	2004-07	2012
Bobby Conrad	MBB	1976-80	1993
Lou Cordileone	FB, BASE	1957-59	2016
Richard Coughlan	MGO	1993-97	2017
Walter Cox	FB, FB*, BASE*	1935-51	1984
Shawn Crawford	MTK	1997-00	2010
Mary Ann Cubelic	WBB	1979-83	2002
Bennie Cunningham	FB	1973-75	1984
Woodrow Dantzier	FB	1998-01	2007
Dale Davis	MBB	1987-91	1996
Jeff Davis	FB	1978-81	1989
Jim Davis	WBB*	1987-04	2008
Brian Dawkins	FB	1992-95	2009
Jean Desdunes	MTN	1980-83	2009
Mark Dickson	MTN	1979-82	1999
Bill Dillard	FB	1932-34	1991
Lisa Dillard	WTK	1988-91	2001
Lucy Doolittle	ROW	1998-02	2008
Russell Dorn	BOX	1937-38	1979
Ingelise Driehuis	WTN	1986-87	2011
Cindy Duarte	WTK	1980-84	2010
John Dunkelberg	MTK	1958-60	1976
Dr. R.C. Edwards	PRES, FB^	1933	1984

Eric Eichmann	MSOC	1983-86	2003
Cliff Ellis	MBB*	1984-94	2013
Danny Ellis	MGO	1989-93	2015
Janet Ellison	WSW	1977-80	1999
John Engler	MGO	1997-01	2009
Mike Eppley	FB, MBB	1980-84	1990
Anne Evans	WTK	1989-92	2017
Gigi Fernandez	WTN	1983	2005
Dr. Rupert Fike	IPTAY	1934-35	1978
Cormac Finnerty	MTK	1989-92	2018
Terrence Flagler	FB	1982-86	2013
Angel Fleetwood	WTK	1989-92	2008
Jeb Flesch	FB	1988-91	2016
Chrissy Floyd	WBB	1999-03	2013
Mac Folger	FB, MTK	1934-36	1975
Danny Ford	FB*	1979-89	1999
Jane Forman	WTN	1980-84	2003
Donna Forrester	WBB	1976-78	1996
Bill Foster	MBB*	1975-84	2001
Eddis Freeman	FB, MBB, MGO	1943-46	1998
George Fritts	FB, MTK	1939-42	1977
Steve Fuller	FB	1975-78	1985
Bobby Gage	FB	1945-48	1976
Mike Gandolfo	MTN	1977-80	2014
Rod Gardner	FB	1997-00	2016
Chris Gardocki	FB	1988-90	2001
Dreher Gaskin	FB	1950-53	1994
Amy Geren	WBB	1995-99	2007
Rusty Gerhardt	BASE	1969-72	1982
Mutt Gee	FB	1914-17	1975
Frank Gillespie	BASE, MBB, FB	1943, 46-49	1977
Lucas Glover	MGO	1997-01	2007
Buddy Gore	FB	1965-67	1986
Kim Graham	WTK	1989-93	1998
Horace Grant	MBB	1983-87	1999
John Grdijan	FB	1955-57	1983
Michael Green	MTK	1990-93	2001
Khalil Greene	BASE	1999-02	2007
Trudi Grodsky	WSW	1985-88	2008
Billy Hair	FB	1950-52	1983
Dr. Jud Hair	Physician	1957-85	2000
Vincent Hamilton	MBB	1980-85	2003
R.G. Hamilton	FB	1896	1981
Cliff Hammonds	MBB	2004-08	2018
Dr. Byron Harder	Physician	1972-05	2005
Wolde Harris	MSOC	1993-95	2017
Jim Haughey	MTK	1979-83	2003
Pam Hayden	WSW	1984-88	1995
Bert Heffernan	BASE	1985-88	2002
John Heisman	FB*, BASE*	1900-03	1981
Dick Hendley	BASE, FB	1946, 48-51	1984
Sam Henson	WRE	1992-94	2000
Danielle Hepburn	WVB	2005-08	2018
Terence Herrington	MTK	1985-89	2006
Susan Hill	WTN	1977-80	1986
Tye Hill	FB, MTK	2002-05	2017
Cathy Hofer	WTN	1986-89	2016
Doug Hoffman	BASE, MBB	1956-59	1980
P.B. Holtzendorff III	MSW, MTN	1938-41	1976
Fred Hoover	TRAIN	1958-98	1982
Frank Howard^	FB*, AD	1931-74	1973
Bob Hudson	FB, MTK	1947-51	1980
Bill Hudson	FB, MTK	1954-56	1984
Lynda Beth Hughes	WSW	1986-89	2018
Dr. I.M. Ibrahim	MSOC*	1967-94	2000
Ute Jamroz	WTK	1985-88	2000
Karen Ann Jenkins	WBB	1985-89	2012
Ralph Jenkins	FB	1943-46	1995
Frank Jervey	Benefactor	1914-83	1975
Kevin Johnson	MGO	1985-89	2002
Andy Johnston	WTN*	1983-97	2016
Bob Jones	MBB, FB	1927-30	1974
Homer Jordan	FB	1979-82	1993
Whitey Jordan	BASE, FB	1955-58	2003
	FB*	1959-72, 93	
	MGO*	1963-68	
Jan Kemmerling	WSW	1985-88	2016
Barbara Kennedy	WBB	1978-82	1989
Steve Kenney	FB	1975-78	2006
Jimmy Key	BASE	1980-82	1999
Robin Kibben	WVB	1991-94	2013
Terry Kinard	FB	1979-82	1992
Don King	FB	1952-55	1992
Doug Kingsmore	BASE	1951-54	1985
Kent Kinnear	MTN	1985-88	2016
Levon Kirkland	FB	1988-91	2001
Janet Knight	WBB	1982-86	1999
Fred Knoebel	FB, BASE	1950-52	1996
Hans Koeleman	MTK	1980-83	1995

Wojtek Krakowiak	MSOC	1997, 98	2012
Tina Krebs	WTK	1982-86	1993
Mitzi Kremer	WSW	1986-89	1994
Chuck Kriese	MTN*	1975-08	2009
Joe Landrum	BASE	1946, 47	1974
Matthew LeCroy	BASE	1995-97	2013
Tracey Leone	WSOC*	1994-99	2018
Bull Lightsey	FB	1922, 24, 25	1976
Noel Loban	WRE	1977-80	1991
Stacy Long	FB	1986, 88-90	2004
William Lynn	MTK	1931-34	1986
Randy Mahaffey	MBB	1964-67	1975
Wayne Mass	FB	1965-67	1993
Grayson Marshall	MBB	1984-88	2009
Bill Mathis	FB	1957-59	1979
Ray Mathews	BASE, FB	1947-50	1978
Richard Matuszewski	MTN	1983-86	2001
Noel Maxwell	FB	1902-04	1974
Ed McDaniel	FB	1988-91	2015
Bill McLellan	FB, AD	1952, 53, 66-85	1993
Banks McFadden^	MTK, FB, MBB	1937-40	1973
Herman McGee	TRAIN	1934-80	1976
Carl McHugh	MSW*	1948-76	1983
Terrell McIntyre	MBB	1995-99	2007
Goat McMillan	FB	1928, 29	1985
	FB*	1937-64	
Billy McMillon	BASE	1991-93	2012
Dr. Lee Milford	Physician	1930-54	1981
Bobbie Mims	WBB	1976-80	2001
Shane Monahan	BASE	1993-95	2011
Gene Moore	FB, BASE	1946-49	1993
Parker Moore	MGO	1973-76	1992
Cydnie Mothersill	WTK	2000-01	2013
Jamine Moton	WTK	1998-02	2011
Denise Murphy	WVB	1983-86	1999
Pender Murphy	MTN	1978-81	2010
Bruce Murray	MSOC	1984-87	1992
Larry Nance	MBB	1977-81	1995
Jess Neely	FB*, AD	1931-39	1979
Carter Newman	MTK, MBB	1924-27	1983
Rock Norman	MTK*	1940-57	1974
	FB*, MBB*	1941-46	
Nnamdi Nwokocha	MSOC	1979-81	2014
Billy O'Dell^	BASE	1952-54	1973
Ross O'Dell	MTK	1925-28	2011
Julius Ogaro	MTK	1979-81	2013
Gisele Oliveira	WTK	2002-05	2017
Harold Olson	FB	1957-59	2010
Harry Olszewski	FB	1965-67	1980
James "Suzie" Owens	BASE, FB	1919-21	1980
Choppy Patterson	MBB	1959-63	1981
Chris Patton	MGO	1986-90	2000
Bob Paulling	BASE, FB	1979-83	1994
Michael Dean Perry	FB	1984-87	2000
William Perry	FB	1981-84	2002
Jim Phillips	Broadcaster	1968-03	1992
John Phillips	FB	1984-87	1999
Bob Pollock	MTK*	1988-08	2010
Dr. Robert Poole	PRES	1940-58	2006
O.K. Pressley	FB	1926-28	1978
Phil Prince	FB	1944-48	1995
Dillard Pruitt	MGG	1981-84	1998
Carl Pulkinen	BOX, MTK	1946-49	1987
Dewey Quinn	FB, MBB, BASE	1943-46	1994
Dwight Rainey	ADMIN	1975-07	2014
Steve Renshaw	Fencing	1977-80	2017
Mareike Rensing	WTK	1991-95	2018
Flint Rhem	BASE	1921-23	1979
Jim Riggs	FB	1983-86	2014
Walter Merritt Riggs	ADMIN	1896-24	1994
Red Ritchie	ADMIN	1955-71	1980
Rick Robbins	Acad. Advisor	1967-80	1982
Bobby Robinson	MGO*, AD	1974-02	2002
Kerry Robinson	WTK	1980-84	2007
Phil Rogers	FB	1965-67	1989
Tree Rollins	MBB	1973-77	1987
Clarence Rose	MGO	1978-80	2004
Duane Ross	MTK	1992-95	2014
Wallace Roy	MBB, FB, MTK	1923-26	1977
Rick Rudeen	WTN	1981-84	2018
Paulette Russell	WSW	1990-93	2010
Paul Rutenis	MSOC	1984-87	2016
Linda Rutter	WSW	1982-86	2015
Smiley Sanders	BASE, FB	1971-74	2003
William Schilleter	FB	1911-14	1973
Edward Scott	MBB	1999-03	2014
Randy Scott	FB	1975-78	2004
Stacy Seegars	FB	1990-93	2012
Bob Sharpe	FB	1938-40	1982

Anthony Simmons	FB	1995-97	2008
Neil Simons	BASE	1977-80	1997
Hoke Sloan	MTN*	1929-57	1977
Bob Smith	BASE*, FB*	1950-69	1988
Glenn Smith	FB	1949-51	1982
John Snee	MBB	1948-52	1976
Bill Spiers	BASE, FB	1985-87	1998
Nicole Stafford	WTN	1984-88	2004
Jodi Steffes	WVB	1998-01	2009
Cindy Stern	WVB	1996-99	2005
Harold Stowe	BASE	1957-59	1979
Jim Stuckey	FB	1976-79	1995
Jim Sutherland	MBB	1964-67	1991
Tim Teufel	BASE	1979-80	2015
Charlie Timmons	FB	1939-41	1985
Strom Thurmond	MTK	1921-23	1983
Pearse Torney	MSOC	1987-90	2015
D.J. Trahan	MGO	1999-03	2010
James Trapp	FB, MTK	1989-93	2000
David Treadwell	FB	1984-87	1997
Annie Tribble	WBB*	1976-87	1994
Perry Tuttle	FB	1978-81	1991
Ito Umoh	WBB	1995-99	2008
Willie Underwood	FB	1977-80	2008
Kenneth Vickery	FAC	1971-82	2005
Don Wade	FB	1949-51	1992
Denny Walling	BASE	1975	2016
Charles Warren	MGO	1994-98	2005
Charlie Waters	FB	1967-69	1981
Nelson Welch	FB	1991-94	2007
Cheron Wells	WBB	1990-92	2015
Jodi Wells	FB	1954-56	1974
Shekera Weston	WTK	1997-01	2014
Tony Wheeler	MTK	1994-97	2017
Craig White	BASE	1969-73	1988
Harvey White	FB	1957-59	1981
Chris Whitney	MBB	1991-93	2016
Bill Wilhelm	BASE*	1958-93	2012
Billy Williams	MBB	1977-80	2015
Ray Williams	BASE, FB	1983-87	2013
Rodney Williams	FB	1985-88	2000
Gene Willimon	IPTAY, FB	1933-77	1986
Don Willis	FB	1935-38	1988
Billy Wingo	BASE, FB	1973-77	2008
Warren Wilson	BASE, BOX, FB, MTK	1938-41	2012
Charles Woods Jr.	FB	1936-38	1975
Donnell Woolford	FB	1985-88	2005
Sharone Wright	MBB	1991-94	2011
Wyndie Wyndham	FB	1948-50	1980
Jimmy Wynn	MTK	1962-64	1982
Bill Yarborough	MBB	1952-57	1974
Vince Yockel	MBB	1955-58	1982
Kyle Young	FB	1997-01	2006
Butch Zatezalo	MBB	1966-70	1988

* - coach, ^ - charter member, ^M - manager, **bold** denotes 1918 inductee.

HONORS & AWARDS

ABC NEWS PERSON-OF-THE-WEEK

2006 - Ray Ray McElrathbey, CB

ACADEMIC All-ACC

1954 - Billy O'Dell, B
1955 - Charlie Bussey, B
1956 - Charlie Bussey, B
1957 - Charlie Horne, B
Harvey White, B
1958 - Doug Cline, B
Jim Padgett, T
Harvey White, B
1959 - Lou Cordileone, T
1960 - Lowndes Shingler, B
1961 - Tommy King, E
1962 - Oscar Thorsland, E
1963 - Jim Parker, QB
Tracy Childers, G
1964 - Jimmy Bell, QB
Richard Cooper, G
1965 - Frank Pearce, K
Edgar McGee, OE
Wayne Mass, OT
Jimmy Addison, QB
Floyd Rogers, DT
1967 - Jimmy Addison, QB
1969 - Don Kelley, DB
Rick Medlin, FB
Jim Sursavage, OE
1970 - Ben Anderson, DB
Don Kelley, DB
Jim Sursavage, LB
1971 - Ben Anderson, DB
Bobby Johnson, DB
Don Kelley, OE
1972 - Ben Anderson, DB
Karl Andreas, TE
Bobby Johnson, DB
1973 - Art Brisacher, OG
Jeff Stocks, DE
Karl Andreas, TE
1974 - Maret Cobb, C
Mark Fellers, QB
1975 - Mark Lee, DB
1976 - Steve Fuller, QB
Jimmy Weeks, OT
1977 - Steve Fuller, QB
Rick Weddington, FLK
Jimmy Wells, OG
1978 - Steve Fuller, QB
Matt Smith, DE
1981 - Tony Berryhill, C
1983 - Mike Eppley, QB
1984 - Mike Eppley, QB
1985 - Bruce Bacon, WR
Scott Enzor, LB
Lance Masters, CB
Andy Newell, P
John Watson, OT
1986 - Geoff Ciniero, DB
Ty Granger, OT
David Treadwell, PK
Todd Schonhar, QB
1987 - Ty Granger, OT
David Treadwell, PK
1988 - Ty Granger, OT
Mark Drag, MG
Stacy Fields, TE
1989 - Wesley McFadden, FB
Arlington Nunn, SS
Stacy Fields, TE
Bruce Bratton, OT
1990 - Bruce Bratton, OT
Stacy Fields, TE
1991 - Bruce Bratton, OT
1992 - Warren Forney, DT
1993 - Stacy Seegars, OG
1994 - Ed Glenn, TE
Warren Forney, DT
1995 - Andy McCrorey, LB
1996 - Jim Bundren, OT
Glenn Rountree, OG
1997 - Jim Bundren, OT
Brian Wofford, WR
1999 - Chad Carson, LB
Kyle Young, C
2000 - Chad Carson, LB
Will Merritt, OG
Kyle Young, C

Braxton K. Williams, LB
2001 - Chad Carson, LB
Kyle Young, C
Will Merritt, OG
Derrick Hamilton, WR
Khaleed Vaughn, DE
2002 - William Henry, OT
Rodney Thomas, LB
Khaleed Vaughn, DE
2003 - Tony Elliott, WR
William Henry, OT
Justin Miller, CB
2004 - Jad Dean, PK
Tommy Sharpe, C
2006 - Thomas Hunter, TE
Alex Pearson, FB
2007 - Thomas Austin, OL
Mark Buchholz, PK
Jimmy Maners, P
Michael Palmer, TE
Alex Pearson, FB
2008 - Thomas Austin, OL
Mark Buchholz, PK
Jimmy Maners, P
Brandon Maye, LB
C.J. Spiller, RB
2009 - Thomas Austin, OG
Mason Cloy, OG
Dalton Freeman, C
Rashard Hall, S
Brandon Maye, LB
Michael Palmer, TE
Dawson Zimmerman, P
2010 - Jaron Brown, WR
Mason Cloy, OL
Dalton Freeman, C
Rashard Hall, S
Brandon Maye, LB
Dawson Zimmerman, P
2011 - Jaron Brown, WR
Chandler Catanzaro, PK
Brandon Ford, TE/WR
Dalton Freeman, C
Dawson Zimmerman, P
2012 - Jaron Brown, WR
Chandler Catanzaro, PK
Brandon Ford, TE
Dalton Freeman, C
Tyler Shatley, OG
Gifford Timothy, OT
2013 - Ben Boulware, LB
Chandler Catanzaro, PK
Daniel Rodriguez, WR
Tyler Shatley, OG
2014 - Daniel Rodriguez, WR
Artavis Scott, WR
Deshaun Watson, QB
2015 - Ben Boulware, LB
Eric Mac Lain, OG
Christian Wilkins, DT
2016 - Ben Boulware, LB
Dexter Lawrence, DT
Deshaun Watson, QB
Christian Wilkins, DE
2017 - Travis Etienne, RB
Justin Falcinelli, C
Sean Pollard, OL
James Skalski, LB
Alex Spence, PK
Will Spiers, P
K'Von Wallace, DB
Christian Wilkins, DL
2018 - Adam Choice, RB
Justin Falcinelli, C
Kendall Joseph, LB
Trevor Lawrence, QB
Sean Pollard, OL
Amari Rodgers, WR
Christian Wilkins, DT

ACADEMIC ALL-AMERICANS

1956 - Charlie Bussey, QB
1957 - Harvey White, QB
1959 - Lou Cordileone, OT
1971 - Don Kelley, DB
1971 - Ben Anderson, DB
1977 - Steve Fuller, QB
1978 - Steve Fuller, QB
1984 - Mike Eppley, QB

1991 - Bruce Bratton, OT
1994 - Ed Glenn, TE
1995 - Andy McCrorey, LB
1999 - Kyle Young, C; Chad Carson, LB
2000 - Kyle Young, C; Chad Carson, LB
2001 - Kyle Young, C; Chad Carson, LB
2012 - Dalton Freeman, C

ACC 50-YEAR ANNIVERSARY TEAM

Joe Bostic, OT; Jerry Butler, WR; Bennie Cunningham, TE; Jeff Davis, LB; Steve Fuller, QB; Terry Kinard, FS; Michael Dean Perry, DT; William Perry, MG; Anthony Simmons, LB

ACC CHAMPIONSHIP GAME MVP

2009 - C.J. Spiller, RB
2011 - Tajh Boyd, QB
2015 - Deshaun Watson, QB
2016 - Deshaun Watson, QB
2017 - Kelly Bryant, QB
2018 - Travis Etienne, RB

ACC COACH-OF-THE-YEAR

Presented annually by the Atlantic Coast Sports Writers Association to the outstanding coach in the conference for that season.

1958 - Frank Howard
1966 - Frank Howard
1974 - Red Parker
1977 - Charley Pell
1978 - Charley Pell
1981 - Danny Ford
1983 - Danny Ford (UPI)
1999 - Tommy Bowden
2003 - Tommy Bowden
2009 - Dabo Swinney (Sporting News)
2015 - Dabo Swinney
2018 - Dabo Swinney

ACC DEFENSIVE PLAYER-OF-THE-YEAR

1999 - Keith Adams, LB
2004 - Leroy Hill, LB
2006 - Gaines Adams, DE
2010 - Da'Quan Bowers, DE
2014 - Vic Beasley, DE
2016 - Ben Boulware, LB (coaches)
2018 - Clelin Ferrell, DE

ACC DEFENSIVE ROOKIE-OF-THE-YEAR

2016 - Dexter Lawrence, DT

ACC OFFENSIVE PLAYER-OF-THE-YEAR

2009 - C.J. Spiller, RB
2012 - Tajh Boyd, QB
2015 - Deshaun Watson, QB
2018 - Travis Etienne, RB

ACC PLAYER-OF-THE-YEAR

Presented annually by the Atlantic Coast Sports Writers Association to the outstanding player in the conference for that season.

1967 - Buddy Gore, TB
1977 - Steve Fuller, QB
1978 - Steve Fuller, QB
1981 - Jeff Davis, LB
1984 - William Perry, MG
1987 - Michael Dean Perry, DT
2009 - C.J. Spiller, RB
2012 - Tajh Boyd, QB
2015 - Deshaun Watson, QB
2018 - Travis Etienne, RB

ACC ROOKIE-OF-THE-YEAR

Presented by the Atlantic Coast Sportwriters Association to the outstanding first-year player in the conference that season.

1979 - Chuck McSwain, TB
1987 - Terry Allen, TB
1990 - Ronald Williams, TB
1995 - Anthony Simmons, LB
2005 - James Davis, RB
2011 - Sammy Watkins, WR
2018 - Trevor Lawrence, QB

ACC SENIOR SCHOLASTIC AWARD

1995 - Ed Glenn, TE
2001 - Kyle Young, C
2002 - Chad Carson, LB
2003 - Jeff Scott, WR

2009 - Jimmy Maners, P
2011 - Caleb Simmons, OL

AFCA COACH-OF-THE-YEAR

2015 - Dabo Swinney

AFCA ASSISTANT COACH-OF-THE-YEAR

2013 - Chad Morris, Offensive Coordinator
2016 - Dan Brooks, Defensive Tackles

AFCA GOOD WORKS TEAM

Presented to 22 college players from across the country who are standouts on the field and community service.

1999 - Robert Carswell, FS
2000 - Nick Eason, DT
2009 - Xavier Dye, WR
2016 - Deshaun Watson, QB
2018 - Sean Pollard, OL

ALGERNON SYDNEY SULLIVAN AWARD

Presented to the Clemson student, chosen in recognition of excellence in maintaining high ideals of living, spiritual qualities and generous and disinterested service to others.

1956 - Joe Bowen, E
1970 - Jim Sursavage, LB
1994 - Warren Forney, DT
2002 - Chad Carson, LB

ALL-BOWL TEAM

1940 Cotton Banks McFadden, QB
Bob Sharpe, C
1978 Gator Joe Bostic, OG
1979 Peach Jim Stuckey, DT
1981 Orange Jeff Davis, LB
1987 Citrus John Phillips, OG
1988 Citrus Jesse Hatcher, OLB
1989 Gator Levon Kirkland, OLB
1990 Hall of Fame Eric Harmon, OG
Chris Gardocki, PK
1993 Peach Brentson Buckner, DT
1999 Peach Keith Adams, LB
2001 Humanitarian Kyle Young, C
2003 Peach Chad Jasmín, RB
Justin Miller, CB
2012 Chick-fil-A DeAndre Hopkins, WR
2014 Orange Tajh Boyd, QB
Sammy Watkins, WR
2014 Russell Athletic Grady Jarrett, DT
2015 Orange / Kevin Dodd, DE
CFP National Championship Mitch Hyatt, OT
Eric Mac Lain, OG
Deshaun Watson, QB
2016 Fiesta / Jay Guillermo, C
CFP National Championship Cordrea Tankersley, CB
Carlos Watkins, DT
Deshaun Watson, QB
2018 Cotton / Austin Bryant, DE
CFP National Championship Justyn Ross, WR

ALL-SOUTH

1937 - Charlie Woods, C; Don Willis, B
1938 - Gus Goins, E; Don Willis, B
1939 - George Fritts, T; Bob Sharpe, C
1939 - Banks McFadden, B
1948 - Bobby Gage, B
1950 - Wyndie Wyndham, LB; Bob Patton, T
1952 - Tom Barton, G

ALL-SOUTH ATLANTIC

1930 - Red Fordham, C
1934 - Randy Hinson, B
1935 - Clarence Inabinet, G
1935 - Bob Jones, E
1936 - Mac Folger, B

ALL-SIAA

1902 - Hope Sadler, E
John Maxwell, QB
1903 - Vet Sitton, E
O.L. Derrick, G
John Maxwell, QB
Jock Hanvey, FB
1904 - O.L. Derrick, T
1905 - O.L. Derrick, T
Fritz Furtick, HB
1913 - W. A. Schilleter, T
1917 - Mutt Gee, C

HONORS & AWARDS

1919 - L.M. Lightsey, G
R.C. Potts, G
Stumpy Banks, B
1920 - L.M. Lightsey, G

ALL-SOUTHERN CONFERENCE

1922 - L.M. Lightsey, T
1928 - O.K. Pressley, C
1929 - Goat McMillan, TB
1935 - Tom Brown, T
Clarence Inabinet, G
1937 - Charlie Woods, C
Bob Bailey, B
1938 - Gus Goins, E
Don Willis, B
1939 - Joe Blalock, E
George Fritts, T
Banks McFadden, B
Shad Bryant, B
1940 - Joe Blalock, E
George Fritts, T
Charlie Timmons, B
1941 - Joe Blalock, E
George Fritts, T
Charlie Timmons, B
1942 - Chip Clark, E
1944 - Ralph Jenkins, C
1945 - Ralph Jenkins, C
Bob Turner, T
1948 - Frank Gillespie, G
Bobby Gage, B
1949 - Ray Matthews, B
1950 - Glenn Smith, E
Fred Cone, B
1951 - Glenn Smith, E
Billy Hair, B
1952 - Don King, B

ARCHIE GRIFFIN AWARD

Presented by the Columbus (Ohio) Touchdown Club to college football's Most Valuable Player.
2015 - Deshaun Watson, QB
2018 - Trevor Lawrence, QB

ARMED FORCES MERIT AWARD

Presented by the Football Writers of America.
2014 - Daniel Rodriguez, WR

ASSOCIATED PRESS COACH-OF-THE-YEAR

2015 - Dabo Swinney

ATLANTA TOUCHDOWN CLUB AWARD

Given annually to the top back and lineman in the South by the Atlanta Touchdown Club.
1977 - Steve Fuller, Back
1979 - Jim Stuckey, Tackle
1981 - Jeff Davis, Linebacker
1990 - Stacy Long, Offensive Tackle
1991 - Jeb Flesch, Offensive Guard

BANK OF AMERICA HAMILTON/MORROW AWARDS

Most Valuable Player

1936 - Mac Folger, TB
1937 - Red Pearson, BB
1938 - Charlie Woods, C
1939 - Banks McFadden, B
1948 - Jack Miller, PK
1950 - Fred Cone, FB
1958 - Bill Thomas, C
1959 - Bill Mathis, HB
1961 - Ron Scudato, FB
1962 - Don Chuy, T
1963 - Pat Crain, FB
1964 - Hal Davis, HB
1965 - Thomas Ray, QB
1966 - Jimmy Addison, QB
1967 - Harry Olszewski, OG
1968 - Ray Auger, TB
1969 - Ray Auger, TB
1970 - Ray Auger, TB
1971 - Larry Hefner, LB
1972 - Wade Hughes, TB
1973 - Ken Pengitore, QB
1974 - Mark Fellers, QB
1975 - Craig Brantley, FLK
1976 - Mike O'Cain, QB
1977 - Steve Fuller, QB
1978 - Steve Fuller, QB
1979 - Bubba Brown, LB; Billy Lott, QB

1980 - Obed Ariri, PK
1981 - Homer Jordan, QB
1982 - Terry Kinard, FS; Cliff Austin, TB
1983 - Kevin Mack, FB
1984 - William Perry, MG
1985 - Kenny Flowers, TB
1986 - Terrence Flagler, TB
1987 - Michael Dean Perry, DT; John Phillips, OG
1988 - Rodney Williams, QB; Donnell Woolford, CB
1989 - Chris Morocco, QB; Levon Kirkland, OLB
1990 - Chris Gardocki, PK; John Johnson, OLB
1991 - DeChane Cameron, QB; Rob Bodine, MG
1992 - Rodney Blunt, TB; Robert O'Neal, FS
1993 - Terry Smith, WR; Brentson Buckner, DT
1994 - Louis Solomon, QB; Tim Jones, LB
1995 - Raymond Priestler, TB; Brian Dawkins, SS
1996 - Anthony Simmons, LB; Raymond Priestler, TB
1997 - Anthony Simmons, LB; Tony Horne, WR
1998 - Chris Jones, LB; Mal Lawyer, WR
1999 - Keith Adams, LB; Rod Gardner, WR
2000 - Nick Eason, DL; Woodrow Dantzler, QB;
Rod Gardner, WR
2001 - Chad Carson, LB; Woodrow Dantzler, QB
2002 - Nick Eason, DT; J.J. McKelvey, WR;
Bryant McNeal, DE
2003 - Leroy Hill, LB; Charlie Whitehurst, QB
2004 - Leroy Hill, LB; Airese Currie, WR
2005 - Tye Hill, CB; Charlie Whitehurst, QB
2006 - Gaines Adams, DE; Chansi Stuckey, WR
2007 - Michael Hamlin, S; Cullen Harper, QB
2008 - Michael Hamlin, S; C.J. Spiller, RB
2009 - DeAndre McDaniel, S; C.J. Spiller, RB
2010 - Da'Quan Bowers, DE; Jamie Harper, RB
2011 - Tajh Boyd, QB; Andre Branch, DE
2012 - Tajh Boyd, QB; DeAndre Hopkins, WR;
Grady Jarrett, DT; Jonathan Willard, LB
2013 - Vic Beasley, DE; Tajh Boyd, QB;
Spencer Shuey, LB; Sammy Watkins, WR
2014 - Vic Beasley, DE; Kalon Davis, OL;
Grady Jarrett, DT; Mike Williams, WR
2015 - Wayne Gallman, RB; Shaq Lawson, DE;
Deshaun Watson, QB
2016 - Ben Boulware, LB; Jadar Johnson, S;
Carlos Watkins, DT; Deshaun Watson, QB
Mike Williams, WR
2017 - Kelly Bryant, QB; Ryan Carter, CB;
Clelin Ferrell, DE; Mitch Hyatt, OT;
Dorian O'Daniel, LB
2018 - Travis Etienne, RB; Clelin Ferrell, DE;
Trevor Lawrence, QB; Christian Wilkins, DT

BEAR BRYANT AWARD

2015 - Dabo Swinney
2016 - Dabo Swinney
2018 - Dabo Swinney

BLANCHARD-ROGERS TROPHY

Presented by the South Carolina Football Hall of Fame to the best college player from or in South Carolina.

2013 - Tajh Boyd, QB
2014 - Vic Beasley, DE
2015 - Deshaun Watson, QB
2016 - Deshaun Watson, QB
2018 - Travis Etienne, RB

BOB JAMES SCHOLARSHIP

Presented by the ACC to Clemson male athlete who has been an outstanding student-athlete.

1984 - Mike Eppley, QB
1985 - John Watson, OT
1987 - David Treadwell, PK
1992 - Bruce Bratton, OT

BOBBY BOWDEN AWARD

Honoring dedication to faith, family, friends and football.

2016 - Deshaun Watson, QB
2018 - Hunter Renfrow, WR

BOBBY DODD NATIONAL COACH-OF-THE-YEAR AWARD

2011 - Dabo Swinney

BOWL GAME MVPs

1939 Cotton Banks McFadden, B
1948 Gator Bobby Gage, QB
1959 Bluebonnet Lowndes Shingler, QB
1977 Gator Jerry Butler, WR
1978 Gator Steve Fuller, QB

1981 Orange Homer Jordan, QB
Jeff Davis, LB
1985 Independence Kenny Flowers, FB
1986 Gator Rodney Williams, QB
1987 Citrus Rodney Williams, QB
Dorian Mariable, LB
1988 Citrus Terry Allen, TB
Jesse Hatcher, OLB
Levon Kirkland, OLB
1989 Gator DeChane Cameron, QB
1990 Hall of Fame DeChane Cameron, QB
1991 Citrus Chester McGlockton, DT
1993 Peach Brentson Buckner, DT
Emory Smith, FB
1995 Gator Peter Ford, CB
1996 Peach Raymond Priestler, TB
Trevor Pryce, DT
Rahim Abdullah, OLB
1997 Peach Keith Adams, LB
1999 Peach Rod Gardner, WR
2000 Gator Woodrow Dantzler, QB
2001 Humanitarian John Leake, LB
2002 Tangerine Kevin Youngblood, WR
Leroy Hill, LB
2003 Peach Chad Jasmin, RB
2005 Champs Sports James Davis, RB
2007 Chick-fil-A C.J. Spiller, RB
2008 Gator Da'Quan Bowers, DE
2009 Music City C.J. Spiller, RB
2012 Chick-fil-A Tajh Boyd, QB
2013 Orange Sammy Watkins, WR
2014 Russell Athletic Cole Stoudt, QB
2015 Orange Deshaun Watson, QB
Ben Boulware, LB
Deshaun Watson, QB
Clelin Ferrell, DE
2016 CFPNCG Deshaun Watson, QB
Ben Boulware, LB
Trevor Lawrence, QB
Austin Bryant, DE
2018 Cotton Trevor Lawrence, QB
Trayvon Mullen, CB
2018 CFPNCG
Note: Year is season, not necessarily date.

BRANDON STREETER AWARD

Given to a Clemson student-athlete who overcomes injury to excel on the field.

1999-00 - Brandon Streeter, Football
2002-03 - Kevin Youngblood, Football
2007-08 - Jacoby Ford, Football
2011-12 - Phillip Price, Football
2018-19 - Austin Bryant, Football
Note: Only football players listed.

BRIAN DAWKINS LIFETIME ACHIEVEMENT AWARD

2012 - Brian Dawkins
2013 - Bill Smith
2014 - Warren Forney
2015 - Jerry Butler
2016 - Jeff Davis
2017 - Mark Richardson
2018 - Michael Allen

BRIAN PICCOLO AWARD

Presented by the Atlantic Coast Conference to the year's most courageous football player in memory of the late Wake Forest and Chicago Bear halfback.

1978 - Rex Varn, DB
1980 - Jack Cain, DB
1986 - Ray Williams, WR
1995 - Warren Forney, DT

BRONKO NAGURSKI AWARD

National Award given by Football Writers Association to the nation's top defensive player.

2010 - Da'Quan Bowers, DE

BURLSWORTH TROPHY

Presented to the nation's most outstanding player who began his career as a walk-on.

2018 - Hunter Renfrow, WR

CBS DEFENSIVE PLAYER-OF-THE-YEAR

National Award given by CBS Sports and Chevrolet to the nation's outstanding defensive player.

1982 - Terry Kinard, DB

CBS SPORTS COACH-OF-THE-YEAR

2015 - Dabo Swinney

CHIC HARLEY AWARD

Presented to the nation's top player by the Touchdown Club of Columbus (Ohio).

2016 - Deshaun Watson

CITIZENS SAVINGS ATHLETIC FOUNDATION HALL OF FAME

Recognition from the Citizen Savings Foundation (formerly the Helms Athletic Foundation), located in Los Angeles, Calif.

Athletic Director - Frank Howard, 1941-71 (Elected 1979)

Coach - Frank Howard, 1940-69 (Elected 1973)

Player - Banks McFadden, Back 1937-38-39 (Elected 1969)

SID - Bob Bradley, 1954-89 (Elected 1972); Joe Sherman, 1934-47 (Elected 1980)

Athletic Trainer - Fred Hoover, 1958-98 (Elected 1982)

CLEMSON RING OF HONOR

Member (Retired Jersey)	Clemson	Inducted
Banks McFadden (#66)	1937-69	1994
Frank Howard	1931-69	1994
Steve Fuller (#4)	1975-78	1994
Jeff Davis (#45)	1978-81	1995
Fred Cone (#31)	1948-50	1997
Jerry Butler (#15)	1975-78	1999
Terry Kinard (#43)	1979-82	2001
Bob Bradley (SID)	1955-89	2005
1981 Team	1981	2006
Danny Ford	1978-89	2013

CLEMSON UNIVERSITY DISTINGUISHED SERVICE AWARD

1963 - Roy Pearce ('41)
Bob Jones ('30)
Porter Caughman ('08)
1965 - Walter Cox ('39)
1966 - Banks McFadden ('40)
1967 - Rhett Turnipseed ('22)
John M. Flemming ('26)
1968 - James Gee ('17)
Claude Hayden ('12)
1970 - States R.G. Finley ('18)
1977 - Herman Nimitz ('17)
1979 - Jesse H. Yarbrough ('30)
1980 - Gene Williamson ('33)
1981 - Louis P. Batson, Jr. ('48)
1982 - Bill McLellan ('54)
1983 - Phil Prince ('49)
Billy G. Rogers ('49)
1984 - Bill Hunter ('45)
1986 - Wallace Roy ('26)
1987 - John Tice ('55)
1992 - Lawrence Gressette ('92)
2002 - John E. Walker ('58)
2003 - Charlie Bussey ('57)
2008 - Randy Smith ('66)
2013 - Jimmy Addison ('68)
2017 - Rich Davies ('86)
2018 - Bill Smith ('82)

DANNY FORD SCHOLARSHIP AWARD

2009 - Jess Bowers, DL
2010 - Michael Wade, QB/S
2011 - Dawson Zimmerman, P
2012 - Chandler Catanzaro, PK
2013 - Andrew Maass, WR
2014 - David Estes, LS
2015 - Alex Spence, PK
2016 - Alex Spence, PK
2017 - Hall Morton, S
2018 - Alex Spence, PK

DAVEY O'BRIEN AWARD

Presented to the nation's top quarterback.

2015 - Deshaun Watson, QB
2016 - Deshaun Watson, QB

EARL H. BLAIK FELLOWSHIP

A scholarship given annually, sponsored by the NCAA, to a deserving scholar-athlete in the memory of the legendary Army coach, Earl Blaik
1964 - Jimmy Bell, QB

EDDIE ROBINSON NATIONAL COACH-OF-THE-YEAR

1981 - Danny Ford
2015 - Dabo Swinney

FCA NATIONAL COACH-OF-THE-YEAR

2014 - Dabo Swinney

HONORS & AWARDS

FEDEX ORANGE BOWL FWAA COURAGE AWARD

2006 - Ray Ray McElrathbey, CB
2012 - Daniel Rodriguez, WR

FRANCIS AWARD

Presented for Leadership

1988 - Jeff Bak, C
1989 - Wesley McFadden, FB
1990 - Stacy Fields, TE
1991 - Rob Bodine, MG
1992 - Ashley Sheppard, OLB
1993 - Richard Moncrief, QB
1994 - Tim Jones, LB
1995 - Warren Forney, DT
1996 - Raymond White, DT
1997 - Lamont Hall, TE
1998 - Donald Broomfield, DT
1999 - Brandon Streeter, QB
2000 - Chad Carson, LB; Kyle Young, C
2001 - Chad Carson, LB
2002 - Jackie Robinson, WR
2003 - Tony Elliott, WR
2004 - Tommy Sharpe, C
2005 - Tye Hill, CB
2006 - Anthony Waters, LB
2007 - Cullen Harper, QB; Michael Hamlin, S
2008 - Jock McKissic, DT
2009 - Thomas Austin, OG
2010 - Marcus Gilchrist, CB
2011 - Dwayne Allen, TE
2012 - Dalton Freeman, C
2013 - Tajh Boyd, QB
2014 - Grady Jarrett, DT
2015 - Eric Mac Lain, OG
2016 - Ben Boulware, LB
2017 - Maverick Morris, OL
Dorian O'Daniel, LB
2018 - Adam Choice, RB
Clelin Ferrell, DE
Mitch Hyatt, OT
Kendall Joseph, LB
Hunter Renfrow, WR
Christian Wilkins, DT

FRANK BROYLES AWARD

Presented to the nation's top assistant coach.

2016 - Brent Venables
2017 - Tony Elliott

FRANK HOWARD AWARD

For achievement bringing honor to Clemson.

1970 - Charlie Waters, Football
1971 - Jim Sursavage, Football
1972 - John McMakin, Football
1973 - Ben Anderson, Football
1974 - Henry Abadi, Men's Soccer
1975 - Bennie Cunningham, Football
1976 - Denny Walling, Baseball
1977 - Tree Rollins, Men's Basketball
1978 - Steve Fuller, Football
1979 - Steve Fuller, Football
Jerry Butler, Football
1980 - Noel Loban, Wrestling
1981 - Obed Ariri, Football
1982 - National Championship Football Team
1983 - Terry Kinard, Football
1984 - Mike Eppley, Football & Men's Basketball
1985 - Vincent Hamilton, Men's Basketball
1986 - Tina Krebs, Women's Track & Cross Country
1987 - Horace Grant, Men's Basketball
1988 - Pam Hayden, Women's Swimming
1989 - Mitzi Kremer, Women's Swimming
Kevin Johnson, Golf
1990 - Chris Patton, Golf
1991 - Lisa Dillard, Women's Track
1992 - Michael Green, Men's Track
1993 - Kim Graham, Women's Track
1994 - Sam Henson, Wrestling
1995 - Shane Monahan, Baseball
1996 - Kris Benson, Baseball
1997 - Mitch Sprengelmeyer, Men's Tennis
1998 - Shawn Crawford, Men's Track
1999 - Wojtek Krakowiak, Men's Soccer
2000 - Shawn Crawford, Men's Track
2001 - Cydonie Mothersill, Women's Track
2002 - Jamine Moton, Women's Track
2003 - National Championship Golf Team
2004 - Julie Coin, Women's Tennis
2005 - Gisele Oliveira, Women's Track

2006 - Kim Routh, Women's Swimming
2007 - Travis Padgett, Men's Track
Kyle Stanley, Golf
2008 - Travis Padgett, Men's Track
2009 - Jacoby Ford, Men's Track/Football
2010 - Patricia Mamona, Women's Track
2011 - Da'Quan Bowers, Football
2012 - Richie Shaffer, Baseball
2013 - Tajh Boyd, Football
2014 - Sammy Watkins, Football
2018 - Doc Redman, Men's Golf
2019 - Christian Wilkins, Football

GENE STALLINGS HUMANITARIAN AWARD

2014 - Dabo Swinney

GEORGE MUNGER COACH-OF-THE-YEAR

2015 - Dabo Swinney

HAMPSHIRE SOCIETY INDUCTEE

2011 - Dawson Zimmerman, P
2012 - Jaron Brown, WR
Dalton Freeman, C
2013 - Chandler Catanzaro, PK

HOME DEPOT COACH-OF-THE-YEAR

2015 - Dabo Swinney

IPTAY ATHLETE-OF-THE-YEAR

Presented by Mr. & Mrs. Eugene P. Willimon to Clemson's most outstanding athlete based on athletic accomplishments with consideration of character, leadership and academics.

1978-79 Steve Fuller, Football
1979-80 Noel Loban, Wrestling
1980-81 Hans Koeleman, Men's Track
1981-82 Barbara Kennedy, Women's Basketball
1982-83 Terry Kinard, Football
1983-84 Mike Eppley, Football & Men's Basketball
1984-85 Vincent Hamilton, Men's Basketball
1985-86 Chuck Baldwin, Baseball
1986-87 Horace Grant, Men's Basketball
1987-88 Mitzi Kremer, Women's Swimming
1988-89 Brian Barnes, Baseball
1989-90 Lisa Dillard, Women's Track
1990-91 Dale Davis, Men's Basketball
1991-92 James Trapp, Men's Track
1992-93 Michael Green, Men's Track
1993-94 Sam Henson, Wrestling
1994-95 Duane Ross, Men's Track
1995-96 Kris Benson, Baseball
1996-97 Charles Warren, Golf
1997-98 Anthony Simmons, Football
1998-99 Jonathan Byrd, Golf
1999-00 Jonathan Byrd, Golf
2000-01 Rod Gardner, Football
2001-02 Khalil Greene, Baseball
D.J. Trahan, Golf

2002-03 D.J. Trahan, Golf
2003-04 Gisele Oliveira, Women's Track
2004-05 Julie Coin, Women's Tennis
2005-06 Tyler Colvin, Baseball
Tye Hill, Football
Gaines Adams, Football

2006-07 Cliff Hammonds, Men's Basketball
2007-08 Varsity 4+ Rowing Team
2008-09 C.J. Spiller, Football
2009-10 Miller Moss, Men's Track
2010-11 Tanner Smith, Men's Basketball
2011-12 Brianna Rollins, Women's Track
2012-13 K.J. McDaniels, Men's Basketball
2013-14 Gabe DeVoe, Men's Basketball
2017-18 Sam Staab, Women's Soccer

JACK LAMBERT AWARD

Presented to the nation's top senior linebacker.
2016 - Ben Boulware

JACOBS BLOCKING TROPHY (ACC)

Presented annually by Hugh & William Jacobs of Clinton, S.C., in memory of their late father, Dr. William P. Jacobs, to the ACC's outstanding blocker, based on a vote by ACC assistants.
1959 - Doug Cline, FB
1966 - Wayne Mass, T
1967 - Harry Olszewski, G
1977 - Joe Bostic, G
1983 - James Farr, G
1987 - John Phillips, OG

2017 - Mitch Hyatt, OT
2018 - Mitch Hyatt, OT

JACOBS BLOCKING TROPHY (STATE)

Presented annually by Hugh and William Jacobs of Clinton, S.C., in memory of their late father, Dr. William P. Jacobs, to the outstanding blocker in the state of South Carolina, based on a vote of assistant coaches.

1928 - O.D. Padgett, BB
1930 - Grady Salley, WB
1937 - Don Willis, FB
1938 - Don Willis, FB
1942 - Marion Craig, BB
1944 - Alton Cumbie, BB
1945 - Alton Cumbie, BB
1948 - Robert Martin, BB
1950 - Dick Hendley, T
1955 - Dick Marazza, T
1957 - Bill Thomas, C
1959 - Doug Cline, FB
1965 - Bo Ruffner, FB
1966 - Wayne Mass, T
1967 - Harry Olszewski, G
1968 - Joe Lhotsky, T
1970 - Dave Thompson, G
1973 - Ken Peebles, T
1974 - Ken Peebles, G
1977 - Joe Bostic, G
1978 - Joe Bostic, G
1982 - Bob Mayberry, T
1983 - James Farr, OG
1986 - John Phillips, OG
1987 - John Phillips, OG
1990 - Stacy Long, OT
1991 - Jeb Flesch, OG
1992 - Stacy Seegars, OG

JIM TATUM AWARD

Presented to the top scholar among ACC football players.

1994 - Ed Glenn, TE
2001 - Kyle Young, C
2018 - Christian Wilkins, DT

JOHN MACKEY AWARD

National award given to the nation's top tight end.
2011 - Dwayne Allen, TE

JOHNNY UNITAS AWARD

Presented to the nation's top senior quarterback.
2016 - Deshaun Watson

KEITH JACKSON AWARD OF EXCELLENCE

Presented by ESPN and Cingular Wireless
2006 - Ray Ray McElrathbey, CB

MANNING AWARD

Presented to the nation's top quarterback.
2015 - Deshaun Watson
2016 - Deshaun Watson

McFADDEN AWARD

Presented to top college football player in South Carolina by the Greenville Touchdown Club.

1993 - Terry Smith, WR
1996 - Anthony Simmons, LB
1997 - Anthony Simmons, LB
1999 - Keith Adams, LB
2001 - Woodrow Dantzler, QB
2003 - Charlie Whitehurst, QB
2006 - Gaines Adams, DE
2007 - Cullen Harper, QB
2009 - C.J. Spiller, RB
2011 - Sammy Watkins, WR
2012 - Tajh Boyd, QB
2013 - Sammy Watkins, WR
2014 - Vic Beasley, DE
2015 - Deshaun Watson, QB
2016 - Deshaun Watson, QB

McKELVIN AWARD

Given annually to the Athlete-of-the-Year in the Southern Conference and/or ACC.

1947-48 Frank Gillespie (Football, Basketball, Baseball)
1995-96 Kris Benson (Baseball)
2015-16 Deshaun Watson (Football)
2016-17 Deshaun Watson (Football)

NATIONAL AWARD CANDIDATES

Year	Player	Award	Final
1982	Terry Kinard	CBS Defensive	1
1983	William Perry	Outland	10
1984	William Perry	Lombardi	4
1987	Michael Dean Perry	Outland	3
1990	Stacy Long	Outland	3
	Levon Kirkland	Butkus	5
1991	Ed McDaniel	Butkus	4
1997	Tony Horne	Biletnikoff	10
	Anthony Simmons	Butkus	10
1998	Antwan Edwards	Thorpe	10
1999	Keith Adams	Football News Defensive	15
2000	Keith Adams	Bednarik	3
		Butkus	3
		Football News Defensive	5
	Kyle Young	Rimington	3
	Chad Speck	Tatupu	5
	Woodrow Dantzler	O'Brien	8
	Rod Gardner	Biletnikoff	10
	Robert Carswell	Thorpe	12
2001	Kyle Young	Rimington	5
	Woodrow Dantzler	O'Brien	12
2002	Aaron Hunt	Groza	20
2004	Justin Miller	Thorpe	12
2005	Jad Dean	Groza	3
	Tye Hill	Thorpe	3
2006	Gaines Adams	Nagurski	5
		Hendricks	6
		Lombardi	12
		Bednarik	16
	James Davis	Walker	10
2008	Cullen Harper	Unitas	10
2009	C.J. Spiller	Walker	4
2010	Da'Quan Bowers	Hendricks	1
		Nagurski	1
		Bednarik	3
		Lombardi	3
	Dawson Zimmerman	Guy	10
2011	Dwayne Allen	Mackey	1
	Andre Branch	Hendricks	6
	Dalton Freeman	Rimington	6
	Tajh Boyd	O'Brien	10
		Maxwell	16
	Sammy Watkins	Biletnikoff	10
		Walter Camp	10
	Dawson Zimmerman	Wuerffel	13
	Chandler Catanzaro	Groza	20
2012	Dalton Freeman	Rimington	6
	Tajh Boyd	Manning	10
		Unitas	15
		Walter Camp	15
		O'Brien	16
	DeAndre Hopkins	Biletnikoff	10
	Chandler Catanzaro	Groza	20
2013	Sammy Watkins	Biletnikoff	3
	Tajh Boyd	Unitas	5
		Manning	10
		Maxwell	16
		O'Brien	16
	Vic Beasley	Hendricks	6
		Lombardi	12
		Bednarik	16
	Spencer Shuey	Lott	20
2014	Vic Beasley	Bednarik	3
		Lombardi	4
		Hendricks	5
		Lott	15
	Stephone Anthony	Butkus	15
	Ammon Lakip	Groza	20
2015	Deshaun Watson	Griffin	1
		Manning	1
		O'Brien	1
		Heisman	3
		Walter Camp	3
	Jordan Leggett	Mackey	3
	Shaq Lawson	Lombardi	4
		Nagurski	5
		Hendricks	6
		Bednarik	20
	Mackensie Alexander	Thorpe	16
2016	Deshaun Watson	Bowden	1
		Harley	1
		Manning	1
		O'Brien	1
		Unitas	1
		Heisman	2
		Walter Camp	3
		Maxwell	3

HONORS & AWARDS

Ben Boulware	Lambert	1
Jordan Leggett	Mackey	3
Christian Wilkins	Nagurski	5
	Bednarik	18
Cordrea Tankersley	Thorpe	16
	Bednarik	18
Greg Huegel	Groza	20
2017 Christian Wilkins	Willis	1
Dorian O'Daniel	Bowden	3
	Butkus	5
Clelin Ferrell	Hendricks	5
Kelly Bryant	Manning	11
Dexter Lawrence	Bednarik	18
2018 Clelin Ferrell	Hendricks	1
	Bednarik	20
Trevor Lawrence	Griffin	1
	Manning	11
	O'Brien	16
Hunter Renfrow	Bowden	1
	Burlsworth	1
Christian Wilkins	Campbell	1
	Bednarik	3
	Outland	3
	Lott	4
	Nagurski	5
	Lombardi	7
Travis Etienne	Walker	3
	Maxwell	20
Tre Lamar	Butkus	5
Mitch Hyatt	Outland	8

NATIONAL COORDINATOR-OF-THE-WEEK

Year	Player	Opponent	Outlet
2011	Chad Morris	Auburn	Rivals
	Kevin Steele	Virginia Tech	Rivals

NATIONAL COORDINATOR-OF-THE-YEAR

Year	Coordinator	Position	Outlet
2011	Chad Morris	OC	Rivals
2014	Brent Venables	DC	Football Scoop
2015	Brent Venables	DC	Rivals

NATIONAL FOOTBALL FOUNDATION HALL OF FAME

These men have received the highest honor the game of football accords in their selection to the Hall of Fame, which is located in Atlanta, Ga.

Coaches

John Heisman, 1900-03 (Inducted 1954)
 Jess Neely, 1931-39 (Inducted 1971)
 Frank Howard, 1940-69 (Inducted 1989)
 Danny Ford, 1978-89 (Inducted 2017)

Players

Banks McFadden (B), 1937-39 (Inducted 2059)
 Terry Kinard (S), 1979-82 (Inducted 2001)
 Jeff Davis (LB), 1978-81 (Inducted 2007)

NATIONAL FOOTBALL FOUNDATION & HOF SCHOLAR-ATHLETE AWARD

Given for excellence in football and academics (carries a stipend for postgraduate work).

1964 - Jimmy Bell, QB
 1968 - Jimmy Addison, QB
 1972 - Ben Anderson, DB
 1978 - Steve Fuller, QB
 2001 - Kyle Young, C
 2018 - Christian Wilkins, DT

NATIONAL FRESHMAN-OF-THE-YEAR

Year	Player	Outlet
1995	Anthony Simmons	UPI
2011	Sammy Watkins	College Football News
		Rivals
		Sporting News

NATIONAL PLAYER-OF-THE-WEEK

Year	Player	Opponent	Outlet
1951	Glenn Smith	Auburn	AP
1958	Harvey White	Vanderbilt	AP
1974	Ken Callicutt	North Carolina	UPI
	Willie Anderson	South Carolina	SI
1978	Bubba Brown	NC State	SI
1980	Willie Underwood	South Carolina	SI
1995	Brian Dawkins	Duke	SI
1999	Brandon Streeter	Virginia	USA
	Keith Adams	Duke	Nagurski
2000	Woodrow Dantzler	Virginia	CNNI.com
2001	Woodrow Dantzler	Georgia Tech	USA
		NC State	SN,

CollegeFootballNews.com, SI.com			
2005	Jad Dean	Texas A&M	USA
2006	James Davis	Georgia Tech	WC,
		USA, Rivals.com	
2009	C.J. Spiller	Miami (Fla.)	WC
2011	Sammy Watkins	Maryland	Capital One Cup
			Rivals
	Tajh Boyd	Auburn	Manning
		Florida State	Manning
		Maryland	Manning
		North Carolina	Manning,
		Capital One Cup	
	Kourtnei Brown*	North Carolina	WC
2012	Andre Ellington	Auburn	Maxwell
	Jonathan Meeks	Virginia Tech	Thorpe
	Tajh Boyd	NC State	WC
2013	Tajh Boyd	Georgia	Athlon
			Maxwell
	Vic Beasley	NC State	Bednarik
2014	Dashaun Watson	North Carolina	Capital One,
			Manning
2015	Dashaun Watson	Boston College	O'Brien
		NC State	Capital One,
			WC, Maxwell
		Syracuse	FWAA
2016	Ben Boulware	Louisville	Bednarik,
			Lott, Nagurski
	Dashaun Watson	Louisville	O'Brien,
			WC
		Florida State	O'Brien
		South Carolina	Manning
2017	Austin Bryant	Auburn	WC,
			Nagurski
	Dorian O'Daniel	Virginia Tech	Nagurski

NATIONAL TEAM-OF-THE-WEEK

Year	Opponent	Outlet
2003	Florida State	Football Writers
2011	Florida State	Football Writers
2015	North Carolina	Football Writers

NATION'S MOST VERSATILE ATHLETE

Banks McFadden, Football, Basketball, Track, 1939-40

NCAA POSTGRADUATE SCHOLARSHIP

Given to a deserving scholar-athlete who is entering postgraduate work in conjunction with NCAA scholarship fund.

1964 - Jimmy Bell
 1968 - Jimmy Addison
 1972 - Ben Anderson
 1979 - Steve Fuller
 1985 - John Watson
 2001 - Kyle Young

NCAA TOP-FIVE AWARD

Given by the NCAA to the nation's top five outstanding senior student-athletes of the preceding calendar year.

1979 - Steve Fuller, Football

PHIL STEELE COACH-OF-THE-YEAR

2015 - Dabo Swinney

PRO FOOTBALL HALL OF FAME

2018 - Brian Dawkins

RENWICK-FLANDERS AWARD

Most Improved Player

1973 - Curt Buttermore, OG
 1974 - Mark Fellers, QB
 1975 - Jimmy Weeks, OT
 1976 - Bubba Brown, LB
 1977 - Steve Ryan, FS
 1978 - Lester Brown, TB
 1979 - Jeff Davis, LB
 1980 - Lee Nanney, OT
 1981 - Brad Fisher, OT
 1982 - Brian Butcher, OT
 1983 - Bob Paulling, PK
 1984 - Reid Ingle, OT
 1985 - John Watson, OT
 1986 - Tony Stephens, MG
 1987 - Tony Stephens, MG
 1988 - Mark Drag, MG
 1989 - Hank Phillips, C
 1990 - Arlington Nunn, SS

1991 - Rodney Blunt, TB
 1992 - Warren Forney, DT
 1993 - Tim Jones, LB
 1994 - Andre Carter, FS
 1995 - Patrick Sapp, OLB
 1996 - Jamie Trimble, C
 1997 - Lorenzo Bromell, DE
 1998 - Kyle Young, OG
 1999 - Dextra Polite, CB
 2000 - Nick Eason, DE
 2001 - Derrick Hamilton, WR
 2002 - Justin Miller, CB
 2003 - Tye Hill, CB
 2004 - Tye Hill, CB
 2005 - Chansi Stuckey, WR
 2006 - Cole Chason, P
 2007 - Cullen Harper, QB
 2008 - Jacoby Ford, WR
 2009 - Rashard Hall, S
 2010 - Jarvis Jenkins, DT
 2011 - Chandler Catanzaro, PK
 2012 - Grady Jarrett, DT
 2013 - Stephone Anthony, LB
 2013 - Roderick McDowell, RB
 2014 - Tony Steward, LB
 2014 - Reid Webster, OL
 2015 - Jay Guillermo, C
 2015 - Cordrea Tankersley, CB
 2016 - Tyrone Crowder, OG
 2016 - C.J. Fuller, RB
 2016 - Kendall Joseph, LB
 2016 - Nick Schuessler, QB
 2017 - Austin Bryant, DE
 2017 - J.D. Davis, LB
 2017 - Justin Falcinelli, C
 2017 - Tavien Feaster, RB
 2017 - D.J. Greenlee, TE
 2017 - Albert Huggins, DT
 2017 - Trayvon Mullen, CB
 2017 - Austin Spence, LS
 2018 - Chase Brice, QB
 2018 - Gage Cervenka, OL
 2018 - Albert Huggins, DT
 2018 - Denzel Johnson, S
 2018 - Isaiah Simmons, LB
 2018 - John Simpson, OG
 2018 - Nolan Turner, S

RETIRED NUMBERS

#4 Steve Fuller, QB
 #28 C.J. Spiller, RB
 #66 Banks McFadden, B

R.F. POOLE AWARD

Recognition of best Tiger offensive and defensive players in the Clemson-South Carolina game.

Year	Offense	Defense
1971	Tommy Kendrick	Larry Hefner
1972	Heidi Davis	Jim Williamson
1973	Smiley Sanders	Mike Buckner
1974	Ken Callicutt	Willie Anderson
1975	Harold Goggins	G.G. Galloway
1976	Tracy Perry	Rex Varn
1977	Steve Fuller	Roy Epps
1978	Lester Brown	Bubba Brown
1979	Obed Ariri	Jim Stuckey
1980	Homer Jordan	Willie Underwood
1981	Chuck McSwain	Bill Smith
1982	Homer Jordan	Terry Kinard
1983	Stacy Driver	James Robinson
1984	Steve Reese	Terence Mack
1985	Kenny Flowers	Raymond Chavous
1986	Ricardo Hooper	Donnell Woolford
1987	Danny Pearman	Donnell Woolford
1988	Rodney Williams	Jesse Hatcher
1989	Rodney Fletcher	Levon Kirkland
1990	Ronald Williams	Chester McGlockton
1991	DeChane Cameron	Levon Kirkland
1992	Les Hall	Tim Jones
1993	Emory Smith	Andre Humphrey
1994	Lamont Pegues	Mike Barber
1995	Antwan Wyatt	Leomont Evans
1996	Raymond Priestner	Dexter McClellan
1997	Nealon Greene	Antwan Edwards
1998	Javis Austin	Howard Bartley
1999	Woodrow Dantzler	Keith Adams
2000	Rod Gardner	Chad Carson
2001	Kyle Young	Khaleed Vaughn
2002	Charlie Whitehurst	Bryant McNeal

2003	Chad Jasmin	Maurice Fountain
2004	Reggie Merriweather	Leroy Hill
2005	James Davis	Jamaal Fudge
2006	C.J. Spiller	Jock McKissic
2007	Aaron Kelly	Chris Chancellor
2008	Starting Offensive Line	Chris Chancellor, Chris Clemens
2009	Michael Palmer	Jamie Cumble
2010	DeAndre Hopkins	Brandon Thompson
2011	Andre Ellington	Rashard Hall
2012	Andre Ellington	Xavier Brewer
2013	Brandon Thomas	Grady Jarrett
2014	8 players	11 players
2015	Deshaun Watson	Kevin Dodd
2016	Mike Williams	Ben Boulware
2017	Hunter Renfrow	Ryan Carter
2018	Offensive Line	Austin Bryant

SENIOR CLASS AWARD

Year	Player, Pos.	Final
2011	Dawson Zimmerman, P	10
2012	Rashard Hall, S	31
2018	Christian Wilkins, DT	10

SHINGLER/DR. R.C. EDWARDS SPORTSMANSHIP AWARD

(Athletic Department-Wide Award)

1979 - Charlie Bauman, MG
 1981 - Jack Cain, DB
 1982 - Jerry Gaillard, WR
 1983 - Mike Eppley, QB
 1985 - Mike Eppley, QB
 1986 - Andy Newell, P
 1987 - Bill Spiers, P
 1988 - David Treadwell, PK
 1989 - Rodney Williams, QB
 1990 - Wesley McFadden, RB
 1991 - Chris Gardocki, PK
 1995 - Warren Forney, DT
 2000 - Brandon Streeter, QB
 2002 - Chad Carson, LB
 2004 - Tony Elliott, WR
 2006 - Charlie Whitehurst, QB

SILVER ANNIVERSARY ACC TEAM

Selected by the ACC Sports Writers Association honoring the players who participated in the conference during the first 25 years.
 Harry Olszewski, OG, 1965-67 (selected in 1977)

SILVER ANNIVERSARY ALL-AMERICAN

Selected by Sports Illustrated honoring successful men who played college football in 1932.
 Buck Priestner, HB, Class of 1932 (selected in 1957)

SOUTH CAROLINA ATHLETIC HALL OF FAME

1960 - Banks McFadden
 1961 - Frank Howard
 1968 - Rock Norman
 1969 - Joe Blalock
 1973 - Fred Cone
 1974 - Joel Wells
 1976 - Bob Jones
 1977 - Bill Mathis
 1978 - Bobby Gage, John Heisman
 1979 - Bill A. Hudson, Bob Hudson, Bob Sharpe
 1980 - Charlie Waters
 1981 - Jess Neely
 1982 - Danny Ford
 1986 - Dwight Clark, B.C. Inabinet
 1987 - Tom Barton
 1990 - Harry Olszewski
 1991 - Steve Fuller
 1993 - Mac Folger, Bennie Cunningham, Bob Jones
 1995 - Jim Stuckey
 1997 - Jerry Butler
 1999 - Jeff Bostic
 2000 - Buddy Gore
 2001 - Bob Bradley, Jeff Davis
 2002 - Terry Kinard
 2003 - Perry Tuttle
 2004 - Jeff Bryant, Dreher Gaskin
 2005 - Gary Barnes, Michael Dean Perry, William Perry
 2007 - Bill Spiers
 2008 - Levon Kirkland
 2010 - Joe Bostic
 2011 - Chester McGlockton, Gene Moore
 2013 - Homer Jordan, Bill McLellan, Jim Phillips
 2014 - Brian Dawkins, Rodney Williams

HONORS & AWARDS



TAJH BOYD WAS AN ACC PLAYER-OF-THE-WEEK A TIGER-RECORD NINE TIMES IN HIS CAREER (2010-13).

ACC PLAYER-OF-THE-WEEK LEADERS

SEASON			
Rk	Player	Pos.	POTW
1.	Keith Adams	LB	1999
2.	James Robinson	DT	1983
	Dashaun Watson	QB	2015
4.	Jeff Bryant	DL	1981
	Jeff Davis	LB	1981
	Stacy Long	OT	1989
	David Richardson	PK	1997
	Anthony Simmons	LB	1997
	Woodrow Dantzler	QB	2001
	Phillip Merling	DE	2007
	Thomas Austin	C	2008
	C.J. Spiller	RB/ST	2009
	Tajh Boyd	QB	2011
	Sammy Watkins	WR	2011
	Tajh Boyd	QB	2012
	Vic Beasley	DE	2013
	Tajh Boyd	QB	2013
	Sammy Watkins	WR	2013
	Jay Guillermo	C	2015
	Mitch Hyatt	OT	2017
	Mitch Hyatt	OT	2018

Note: Does not include rookie-of-the-week selections.

CAREER			
Rk	Player	Pos.	POTW
1.	Tajh Boyd	QB	2010-13
2.	Dashaun Watson	QB	2014-16
3.	Keith Adams	LB	1998-00
	Sammy Watkins	WR	2011-13
	Mitch Hyatt	OT	2015-18
6.	Woodrow Dantzler	QB	1998-01
	C.J. Spiller	RB/ST	2006-09
8.	Stacy Long	OT	1986-90
	Anthony Simmons	LB	1995-97
	Thomas Austin	OL	2006-08
	Vic Beasley	DE	2011-14

Note: Does not include rookie-of-the-week selections.

BY POSITION		
Pos.	Season	Career
OL	3, many (4), many times (5)	7, Mitch Hyatt (2015-18)
QB	4, Dashaun Watson (2015)	9, Tajh Boyd (2010-13)
RB	2, many (5)	4, Terry Allen (1987-89)
WR	3, Sammy Watkins (2011,13)	7, Sammy Watkins (2011-13)
DL	4, James Robinson (1983)	5, Vic Beasley (2011-14)
LB	5, Keith Adams (1999)	7, Keith Adams (1998-00)
DB	2, many (6)	4, Terry Kinard (1979-82)
ST	3, David Richardson (1997)	4, David Richardson (1995-98)

Note: Only includes selections at the listed position.

ROOKIE-OF-THE-WEEK			
Rk	Player	Pos.	ROTW
1.	Trevor Lawrence	QB	2018
2.	Anthony Simmons	LB	1995
	Sammy Watkins	WR	2011
4.	Chuck McSwain	TB	1979
	James Davis	RB	2005
	C.J. Spiller	RB	2006
	Dashaun Watson	QB	2014

2015 - Terry Allen
2016 - Bobby Johnson, Donnell Woolford
2018 - Chris Gardocki

SPORTING NEWS COACH-OF-THE-YEAR

2015 - Dabo Swinney

SPORTS ILLUSTRATED COACH-OF-THE-YEAR

2015 - Dabo Swinney

SPORTS ILLUSTRATED'S ALL-CENTURY TEAM

Terry Kinard, S

SUPER 11

Awarded to the top-11 athletic communications offices in the nation.
2009 - Football Writers
2010 - Football Writers
2015 - Football Writers

2016 - Football Writers
2017 - Football Writers
2018 - Football Writers

SWEDE NELSON SPORTSMANSHIP AWARD

Selected by the Boston Touchdown Club and awarded to the player who most exemplifies sportsmanship in college athletics.
1953 - Don King, B

TEAGUE AWARD

Given annually and selected by the sportswriters in North Carolina and South Carolina to the Amateur Athlete-of-the-Year in the two states.
1940 - Banks McFadden
1950 - Fred Cone

TED HENDRICKS AWARD

Presented to the nation's top defensive end.

2010 - Da'Quan Bowers, DE
2018 - Clelin Ferrell, DE

USA TODAY ALL-DECADE TEAM

Presented to the top-22 players of the decade.
1980s - Terry Kinard, FS

WALTER CAMP COACH-OF-THE-YEAR

2015 - Dabo Swinney

WEAVER-JAMES CORRIGAN POSTGRADUATE SCHOLARSHIP

Given by the ACC to a deserving scholar-athlete in memory of ACC Commissioners.
1972 - Ben Anderson
1978 - Steve Fuller
1995 - Ed Glenn
1996 - Andy McCrory
2002 - Chad Carson, Kyle Young
2003 - Jackie Robinson

2004 - Tony Elliott
2007 - Thomas Hunter
2010 - Michael Wade
2011 - Dawson Zimmerman
2012 - Rashard Hall
2013 - Chandler Catanzaro
2016 - Dashaun Watson
2018 - Christian Wilkins

WILLIS AWARD

Presented by the Touchdown Club of Columbus (Ohio) to the defensive lineman-of-the-year.
2017 - Christian Wilkins

WOODY HAYES AWARD

Presented by the Touchdown Club of Columbus (Ohio) to the coach-of-the-year.
1981 - Danny Ford
2018 - Dabo Swinney

ALL-AMERICANS

Year	Player	Pos.	AP	UPI	FC	FW	WC	SN	FN	Other
1928	O.K. Pressley	C								Heisman ⁽³⁾ , NEA ⁽³⁾
1939	Banks McFadden	B	1	3	1	1				Colliers ⁽¹⁾ , NEA ⁽¹⁾
1940	Joe Blalock	E		2						Hearst ⁽¹⁾
1941	Joe Blalock	E		2	1			1		Central Press ⁽¹⁾
1945	Ralph Jenkins	C	3							INS ⁽¹⁾
1948	Bobby Gage	B								INS ⁽¹⁾
1950	Jackie Calvert	S	2							NEA ⁽¹⁾
1952	Tom Barton	OL		2						
1955	Joel Wells	RB		3						
1959	Lou Cordileone	OL	1			1				
1966	Wayne Mass	OL		2						Dell Sports ⁽¹⁾
1967	Harry Olszewski	OG	2	1	1	1	1	2		
1970	Dave Thompson	OG		2						NEA ⁽¹⁾
1974	Bennie Cunningham	TE	1	1	1			1		
1975	Bennie Cunningham	TE					1	1		Time ⁽¹⁾
1977	Joe Bostic	OG	3			1			3	
1978	Joe Bostic	OG	2	2					1	
	Jerry Butler	WR	1			1				NEA ⁽²⁾
	Steve Fuller	QB	3							
1979	Jim Stuckey	DT	1	1		1		1		
1980	Obed Ariri	PK								NEA ⁽²⁾
1981	Jeff Bryant	DT							2	
	Jeff Davis	LB	2	1	1	1	1	1		
	Terry Kinard	FS	1			1				NEA ⁽¹⁾
	Lee Nanne	OT		2						
	Perry Tuttle	WR						1	2	
1982 *	Terry Kinard	FS	1	1	1	1	1	1	1	
	William Perry	MG	3							
	Johnny Rembert	LB	3						3	
1983	James Farr	OG	3							
	William Perry	MG	1	1		1	1		2	
	James Robinson	DT						2		
1984	Dale Hatcher	P						2		
	Donald Igwebuike	PK	3							
	William Perry	MG	3	1		1		1		
1985	Steve Reese	OG							2	
1986	Terrence Flagler	RB	3			1			3	
	John Phillips	OG		1				2	2	
1987	Michael Dean Perry	DT		2		1		2	2	
	John Phillips	OG		2					3	
	David Treadwell	PK	1	1	1		1	1	1	
	Donnell Woolford	CB	3		1			2		
1988	Donnell Woolford	CB		1	1	1	1	1	2	
1989	Chris Gardocki	PK	3							
	Stacy Long	OT	3					1		
1990	Chris Gardocki	PK	2	2					3	
	Levon Kirkland	LB	2	2					3	
	Stacy Long	OT	1	1	1	1		1	1	
1991	Rob Bodine	MG	2			1		2		CP ⁽²⁾
	Jeb Flesch	OG	1	1			1	2	1	
	Levon Kirkland	LB		2	1		1	1	2	SH ⁽¹⁾
	Ed McDaniel	LB	3							CP ⁽¹⁾
1992	Stacy Seegars	OG	2	2					3	
	Nelson Welch	PK	3							
1993	Stacy Seegars	OG	1	2			1	1	1	CP ⁽²⁾
1995	Brian Dawkins	S	2					2		
	Anthony Simmons	LB	3							
1996	Anthony Simmons	LB	3				1	2		
1997	Jim Bundren	OT	3				3	2		
	Anthony Simmons	LB	1		1			2		CP ⁽²⁾
1998	Anthony Edwards	CB	3					3		Football Digest ⁽¹⁾
1999	Keith Adams	LB	2				3	1		CBS ⁽²⁾
2000	Keith Adams	LB	1			1	1	1		CNN ⁽¹⁾
	Robert Carswell	FS	3				3			
	Rod Gardner	WR								Gannett ⁽¹⁾ , CP ⁽¹⁾
	Kyle Young	C					3	2		
2001	Kyle Young	C					3	3		
2002	Brian Mance	CB					4			
2004	Leroy Hill	LB	3							Rivals ⁽¹⁾
	Justin Miller	KR						2		Rivals ⁽²⁾ , CNN ⁽¹⁾
2005	Tye Hill	CB	2			1	1	2		Rivals ⁽¹⁾ , ESPN ⁽¹⁾
2006 *	Gaines Adams	DE	1		1	1	1	1	1	Rivals ⁽¹⁾ , ESPN ⁽¹⁾
	Nathan Bennett	OG	3							
2007	Chris McDuffie	OG					2			
	Barry Richardson	OT				2		1		
2009	Thomas Austin	OG					3			
	DeAndre McDaniel	S				1	3			Steele ⁽¹⁾ , CBS ⁽¹⁾
	* C.J. Spiller	RB	1		1	1	1	1	1	Rivals ⁽¹⁾ , ESPN ⁽¹⁾
2010 *	Da'Quan Bowers	DE	1		1	1	1	1	1	Rivals ⁽¹⁾ , ESPN ⁽¹⁾
	DeAndre McDaniel	S								Rivals ⁽³⁾ , Steele ⁽³⁾
2011	Dwayne Allen	TE	1			1				ESPN ⁽¹⁾ , SI ⁽¹⁾ , Steele ⁽¹⁾ , CBS ⁽²⁾
	Andre Branch	DE	3				2			CBS ⁽²⁾ , SI ⁽²⁾ , Steele ⁽²⁾
	Sammy Watkins	WR	1							Fox Sports ⁽¹⁾ , SI ⁽¹⁾ , Steele ⁽²⁾
2012	Tajh Boyd	QB				1				Lindy's ⁽³⁾
	Dalton Freeman	C	2		1		2			Scout ⁽²⁾ , Steele ⁽²⁾
	DeAndre Hopkins	WR	3							CBS ⁽²⁾ , Lindy's ⁽²⁾ , Scout ⁽²⁾ , Steele ⁽²⁾
	Sammy Watkins	WR								CP ⁽¹⁾



BENNIE CUNNINGHAM WAS A TWO-TIME, FIRST-TEAM ALL-AMERICAN (1974,75).

Year	Player	Pos.	AP	UPI	FC	FW	WC	SN	FN	Other
2013	Vic Beasley	DE	2			2	1	1		CBS ⁽¹⁾ , SI ⁽¹⁾ , USA ⁽¹⁾ , Steele ⁽²⁾
	Sammy Watkins	WR	2		1		2			CBS ⁽²⁾ , Lindy's ⁽²⁾ , Steele ⁽²⁾ , USA ⁽²⁾
2014	Vic Beasley	DE	1		1	2	1			CBS ⁽²⁾ , USA ⁽²⁾ , Scout ⁽²⁾ , Steele ⁽²⁾
	Grady Jarrett	DT								Athlon ⁽³⁾
2015	Mackensie Alexander	CB	3							Athlon ⁽²⁾
	Greg Huegel	PK								SI ⁽²⁾
	Jayron Kears	S	2							ESPN ⁽¹⁾ , CBS ⁽²⁾ , Athlon ⁽²⁾ , SI ⁽²⁾
	Shaq Lawson	DE	1		1	1	1	2		ESPN ⁽¹⁾ , USA ⁽¹⁾ , CBS ⁽²⁾ , Athlon ⁽²⁾ , SI ⁽²⁾
	Jordan Leggett	TE					2			Athlon ⁽³⁾
	Deshaun Watson	QB	1		1	1	2	2		CBS ⁽¹⁾ , ESPN ⁽¹⁾ , USA ⁽¹⁾ , Athlon ⁽¹⁾ , SI ⁽²⁾
2016	Ben Boulware	LB	3			2	2	2		USA Today ⁽²⁾
	Jordan Leggett	TE				2				CBS ⁽²⁾
	Cordrea Tankersley	CB	3							USA Today ⁽¹⁾
	Carlos Watkins	DT	2							CBS ⁽¹⁾
	Deshaun Watson	QB	2		2		2	2		SI ⁽²⁾
	Christian Wilkins	DE	3		1	1	2	2		USA Today ⁽¹⁾
	Mike Williams	WR					2			Steele ⁽²⁾
2017	Austin Bryant	DE	3			1	2			
	Tyrone Crowder	OG	3							
	Clelin Ferrell	DE	1			2		2	2	CBS ⁽²⁾ , SI ⁽²⁾ , USA Today ⁽²⁾
	Mitch Hyatt	OT	2		2	2	2	1	2	ESPN ⁽¹⁾ , The All-American ⁽²⁾ , USA Today ⁽²⁾
	Dexter Lawrence	DT								Rivals ⁽²⁾
	Ray-Ray McCloud	PR								PFF ⁽²⁾
	Dorian O'Daniel	LB	2		2					BR ⁽¹⁾ , SI ⁽¹⁾
	Christian Wilkins	DL	2		1		2	1	1	Rivals ⁽¹⁾
2018	Travis Etienne	RB	2		2	2	2	1	2	ESPN ⁽¹⁾ , CBS ⁽²⁾ , SI ⁽²⁾ , TA ⁽²⁾
	Clelin Ferrell	DE	1		1	1	1	1		CBS ⁽¹⁾ , ESPN ⁽¹⁾ , SI ⁽¹⁾ , TA ⁽¹⁾
	Mitch Hyatt	OT	1		1	1	1	2	1	BR ⁽¹⁾ , TA ⁽¹⁾ , CBS ⁽²⁾
	Tre Lamar	LB				2				
	Dexter Lawrence	DT				1				
	Trayvon Mullen	CB				2				
	* Christian Wilkins	DT	1		1	1	1	1	2	BR ⁽¹⁾ , ESPN ⁽¹⁾ , PFF ⁽¹⁾ , SC ⁽¹⁾ , TA ⁽¹⁾ , CBS ⁽²⁾

* - unanimous All-American; WC - Walter Camp; NEA - Newspaper Enterprise of America; SH - Scripps-Howard; CP - College & Pro Football Weekly; INS - International News Service; PFF - Pro Football Focus; BR - Bleacher Report; TA - The Athletic; SC - Senior CLASS

ALL-AMERICANS

CHRISTIAN WILKINS AND
CLELIN FERRELL WERE
BOTH ALL-AMERICANS IN
MULTIPLE SEASONS.

AP ALL-AMERICANS

Year	Player	Pos.
1939	Banks McFadden	B
1959	Lou Cordileone	L
1974	Bennie Cunningham	TE
1978	Jerry Butler	WR
1979	Jim Stuckey	DT
1981	Terry Kinard	FS
1982	Terry Kinard	FS
1987	David Treadwell	PK
1990	Stacy Long	OT
1991	Jeb Flesch	OG
1993	Stacy Seegars	OG
1997	Anthony Simmons	LB
2000	Keith Adams	LB
2006	Gaines Adams	DE
2009	C.J. Spiller	AP
2010	Da'Quan Bowers	DE
2011	Dwayne Allen	TE
	Sammy Watkins	AP
2014	Vic Beasley	DE
2015	Shaq Lawson	DE
	Dashaun Watson	QB
2017	Clelin Ferrell	DE
2018	Clelin Ferrell	DE
	Mitch Hyatt	OT
	Christian Wilkins	DT

Note: First-team selections only.

MULTI-YEAR ALL-AMERICANS

Player	Pos.	Years
Joe Blalock	WR	1940,41
Bennie Cunningham	TE	1974,75
Joe Bostic	OG	1977,78
Terry Kinard	FS	1981,82
William Perry	MG	1982-84
John Phillips	OG	1986,87
Donnell Woolford	CB	1987,88
Stacy Long	OT	1989,90
Chris Gardocki	PK	1989,90
Levon Kirkland	LB	1990,91
Stacy Seegars	OG	1992,93
Anthony Simmons	LB	1995-97
Keith Adams	LB	1999,00
Kyle Young	C	2000,01
Sammy Watkins	WR	2011-13
Vic Beasley	DE	2013,14
Christian Wilkins	DL	2016-18
Clelin Ferrell	DE	2017,18
Mitch Hyatt	OT	2017,18

Note: First-team selections only.

CONSENSUS ALL-AMERICANS

Year	Player	Pos.
1967	Harry Olszewski	G
1974	Bennie Cunningham	TE
1979	Jim Stuckey	DT
1981	Jeff Davis	LB
	Terry Kinard	FS
1982	Terry Kinard	FS
1983	William Perry	MG
1986	Terrence Flagler	RB
1987	David Treadwell	PK
1988	Donnell Woolford	CB
1990	Stacy Long	OT
1991	Jeb Flesch	OG
	Levon Kirkland	LB
1993	Stacy Seegars	OG
1997	Anthony Simmons	LB
2000	Keith Adams	LB
2005	Tye Hill	CB
2006	Gaines Adams	DE
2009	C.J. Spiller	RB
2010	Da'Quan Bowers	DE
2011	Dwayne Allen	TE
2013	Vic Beasley	DE
2014	Vic Beasley	DE
2015	Shaq Lawson	DE
	Dashaun Watson	QB
2018	Clelin Ferrell	DE
	Mitch Hyatt	OT
	Christian Wilkins	DT

ALL-AMERICA TIGER STATS

GAINES ADAMS

DE • Unanimous First Team, 2006											
Year	GP-S	Plays	Hit	Ast	Tot	TFL	Sacks	Int	QP	PBU	CF-RF
2003	12-0	172	11	4	15	4-8	1-1	0-0	7	2	0-0
2004	11-1	346	22	13	35	8-26	5-20	0-0	5	4	0-0
2005	12-12	627	37	19	56	15-83	9.5-64	0-0	29	9	3-0
2006	13-13	582	42	20	62	17.5-106	12.5-87	0-0	25	6	2-3
Totals	48-26	1727	112	56	168	44.5-223	28-172	0-0	66	21	5-3

KEITH ADAMS

ILB • First Team, 1999 • Consensus First Team, 2000											
Year	GP-GS	Plays	Hits	Ast	Tot	TFL	Sacks	Int	PBU	CF-RF	QP
1998	11-0	176	14	31	45	0-0	0-0	0-0	0	1-0	1
1999	12-12	864	119	67	186	35-171	16-122	0-0	3	2-2	25
2000	12-12	753	81	67	148	19-99	7-74	1-27	3	4-0	19
Totals	35-24	1793	214	165	379	54-270	23-196	1-27	6	7-2	45

MACKENSIE ALEXANDER

CB • Third Team, 2015											
Year	GP-S	Plays	Hit	Ast	Tot	TFL	Sacks	Int	QP	PBU	CF-RF
2014	13-13	766	18	4	22	2-3	0-0	0-0	0	6	0-1
2015	14-13	733	27	3	30	2-8	0-0	0-0	1	6	0-0
Totals	27-26	1499	45	7	52	4-11	0-0	0-0	1	12	0-1

DWAYNE ALLEN

TE • Consensus First Team, 2011									
Year	GP-GS	Rec.	Yds	Avg	TD	Rush	Yds	Avg	TD
2009	14-6	10	108	10.8	3	0	0	---	0
2010	13-13	33	373	11.3	1	0	0	---	0
2011	14-14	50	598	12.0	8	0	0	---	0
Totals	41-33	93	1079	11.6	12	0	0	---	0

OBED ARIRI

PK • First Team, 1980									
Year	GP-GS	0-20	21-29	30-39	40-49	50+	Total	PATs	Pts
1977	12-11	1-1	2-2	3-3	3-6	1-8	10-20	23-24	53
1978	12-11	0-0	8-9	3-6	3-10	0-0	14-25	44-46	86
1979	12-11	2-2	4-7	6-6	4-6	0-1	16-22	14-15	62
1980	11-11	1-1	9-10	8-8	4-7	1-4	23-30	18-18	87
Totals	47-44	4-4	23-28	20-23	14-29	2-13	63-97	99-103	288

THOMAS AUSTIN

OG • Third Team, 2009			
Year	GP-GS	Plays	KD
2006	8-0	117	22
2007	13-12	780	90
2008	13-13	795	98
2009	14-14	809	106
Totals	48-39	2501	316

TOM BARTON

G • Second Team, 1952

VIC BEASLEY

DE • Consensus First Team, 2013 • Consensus First Team, 2014											
Year	GP-GS	Snaps	Hit	Ast	Tot	TFL	Sacks	Int	QP	PBU	CF-RF
2011	9-0	16	1	1	2	0-0	0-0	0	0	0	0-0
2012	13-0	288	14	4	18	8-55	8-55	0-0	8	2	1-0
2013	13-13	560	36	8	44	23-135	13-98	0-0	12	6	4-1
2014	13-12	557	32	5	37	21.5-116	12-95	0-0	9	3	2-1
Totals	48-25	1421	83	18	101	52.5-306	33-248	0-0	29	11	7-2

NATHAN BENNETT

OG • Third Team, 2006			
Year	GP-GS	Plays	KD
2003	13-7	599	45
2004	11-10	510	44
2005	10-8	550	74.5
2006	13-13	649	100
Totals	47-38	2308	263.5

JOE BLALOCK

E • First Team, 1940,41									
Year	GP-GS	Rec.	Yds	Avg	TD	Pts	Int-Yds	Rush	Avg
1939	10-9	15	322	21.47	3	18	0-0	4-21	5.3
1940	9-8	10	211	21.10	4	24	1-45	15-58	3.9
1941	9-9	13	240	18.50	4	26	0-0	16-64	4.0
Totals	28-26	38	773	20.34	11	68	1-45	35-143	4.1

ROB BODINE

MG • First Team, 1991										
Year	GP-GS	Plays	Hits	Ast	Tot	TFL	Sacks	PBU	CF-RF	QP
1989	12-12	420	28	32	60	7-26	2-17	1	0-0	6
1990	11-11	484	42	36	78	14-47	5.5-32	1	1-1	11
1991	12-12	560	72	36	108	27-111	7.5-62	0	2-1	11
Totals	35-35	1464	142	104	246	48-184	15-111	2	3-2	28

JOE BOSTIC

OG • First Team, 1977,78

BEN BOULWARE

LB • Second Team, 2016											
Year	GP-GS	Snaps	Hit	Ast	Tot	TFL	Sacks	Int	QP	PBU	CF-RF
2013	11-0	73	13	12	25	1.5-2	0-0	1-1	0	0	0-0
2014	13-2	326	35	23	58	5-16	1-10	1-47	6	1	0-2
2015	15-15	850	95	43	138	8-38	3.5-25	2-15	23	7	3-1
2016	14-14	882	77	54	131	11.5-50	4-32	1-0	12	2	3-1
Totals	53-31	2131	220	132	352	26-107	8.5-67	5-63	41	10	6-4

DA'QUAN BOWERS

DE • Unanimous First Team, 2010											
Year	G-S	Snaps	Hit	Ast	Tot	TFL	Sacks	Int	QP	PBU	CF-RF
2008	13-6	480	39	8	47	8-26	1-8	0-0	15	3	0-1
2009	12-11	475	37	21	58	11-36	3-20	0-0	12	1	1-1
2010	13-13	683	62	12	74	26-153	15.5-112	1-0	20	2	1-0
Totals	38-30	1638	138	41	179	45-215	19.5-140	1-0	47	6	2-2

TAJH BOYD

QB • First Team, 2012												
Year	GP-GS	Comp	Att	Yds	Int	TD	Pct	Car	Yds	Avg	TD	Eff.
2010	7-0	33	63	329	3	4	52.4	23	33	1.4	1	107.7
2011	14-14	298	499	3828	12	33	59.7	142	218	1.5	5	141.2
2012	13-13	287	427	3896	13	36	67.2	186	514	2.8	10	165.6
2013	13-13	283	413	3851	11	34	68.5	154	400	2.6	10	168.7
Totals	47-40	901	1402	11,904	39	107	64.3	505	1165	2.3	26	155.2

ANDRE BRANCH

DE • Second Team, 2011											
Year	GP-GS	Snaps	Hit	Ast	Tot	TFL	Sacks	Int	QP	PBU	CF-RF
2008	7-0	143	9	2	11	1-2	0-0	0-0	1	1	0-0
2009	14-0	337	33	13	46	8-57	2-17	0-0	7	2	0-0
2010	13-13	651	36	19	55	7.5-31	5-21	0-0	15	7	0-0
2011	14-14	755	64	21	85	17-86	10.5-75	0-0	17	1	1-1
Totals	48-27	1886	142	55	197	33.5-176	17.5-113	0-0	40	11	1-1

AUSTIN BRYANT

DE • First Team, 2017											
Year	GP-GS	Snaps	Hit	Ast	Tot	TFL	Sacks	Int	QP	PBU	CF-RF
2015	13-0	219	26	9	35	2-18	1.5-17	0-0	4	1	0-0
2016	9-0	244	9	7	16	3-14	2-13	0-0	4	1	0-0
2017	14-14	677	50	8	58	15.5-56	8.5-37	1-0	12	2	2-0
2018	15-15	667	29	15	44	14.5-73	8-45	0-0	12	0	0-0
Totals	51-29	1807	114	39	153	35-161	20-112	1-0	32	4	2-0

JEFF BRYANT

DT • Second Team, 1981							
Year	GP-GS	Tot	Hit	Ast	TFL	Sacks	PBU
1978	12-0	31	13	18	1-6	0-0	0
1979	12-0	37	22	15	0-0	0-0	0
1980	11-8	52	31	21	7-42	5-45	1
1981	12-12	92	69	23	19-74	8-61	2
Totals	47-20	212	135	77	27-122	13-106	3

JIM BUNDREN

OT • Second Team, 1997			
Year	GP-GS	Plays	KD
1994	11-11	563	33
1995	12-12	650	24
1996	12-12	790	31
1997	12-12	769	43
Totals	47-47	2772	131

JERRY BUTLER

WR • First Team, 1978									
Year	GP-GS	Rec.	Yds	Avg	TD	Rush	Yds	KOR	Yds
1975	5-0	1	7	7.0	0	0	0	3	46
1976	11-11	33	484	14.6	4	3	23	3	32
1977	12-12	47	824	17.5	4	3	13	0	0
1978	12-12	58	908	15.7	3	0	0	0	0
Totals	40-35	139	2223	16.0	11	6	36	6	78

JACKIE CALVERT

TB/S • First Team, 1950													
Year	GP-GS	Cmp	Att	Int	Yds	TD	Pct	Eff	Att	Yds	TD	Rec	Yds
1948	5-0	1	6	0	10	0	.167	83.37	20	143	7.2	1	0
1949	10-7	16	51	5	318	2	.314	77.71	62	292	4.7	7	5
1950	11-9	23	44	3	557	6	.523	188.85	105	663	6.3	4	5
Totals	26-16	40	101	8	885	8	.396	123.50	187	1098	5.9	12	10

Year	Plays
------	-------

ALL-AMERICA TIGER STATS

ROBERT CARSWELL

FS • Third Team, 2000

Year	GP-GS	Plays	Hit	Ast	Tot	TFL	Sacks	Int	QP	PBU	CF-RF
1997	12-6	405	30	21	51	2-10	0-0	0-0	0	6	1-0
1998	11-11	705	56	46	102	4-7	0-0	0-0	0	4	0-0
1999	12-12	869	89	40	129	1-2	0-0	6-72	0	3	1-1
2000	12-12	780	45	47	92	1-2	1-2	2-29	0	2	0-2
Totals	47-41	2759	220	154	374	8-21	1-2	8-101	0	15	2-3

LOU CORDILEONE

T • First Team, 1959

BENNIE CUNNINGHAM

TE • Consensus First Team, 1974 • First Team, 1975

Year	GP-GS	Rec.	Yds	Avg	TD	Rush	Yds	Avg	TD
1973	11-11	22	341	15.5	1	11	73	6.6	0
1974	11-11	24	391	16.3	7	3	4	1.3	0
1975	11-11	18	312	17.3	2	3	4	1.3	0
Totals	33-33	64	1044	16.3	10	17	81	4.8	0

JEFF DAVIS

LB • First Team, 1981

Year	GP-GS	Tot	Hit	Ast	TFL	Sacks	PBU	Int-Yd	CF-RF
1978	5-0	11	5	6	0-0	0-0	1	1-10	3-2
1979	12-12	123	63	60	6-25	0-0	5	3-17	0-0
1980	11-11	160	108	52	2-7	0-0	4	0-0	3-2
1981	12-12	175	119	56	10-37	4-27	6	0-0	4-4
Totals	40-35	469	295	174	18-69	4-27	16	4-27	10-8

BRIAN DAWKINS

SS • Second Team, 1995

Year	GP-GS	Plays	Hits	Asts	Tot	TFL	PBU	Int-Yds-TD	CF-RF	BK
1992	11-0	29	14	11	25	0-0	0	0-0-0	1-0	0
1993	12-12	740	43	23	66	3-7	10	3-13-0	2-1	1
1994	11-11	724	52	19	71	2-8	4	2-33-0	0-1	1
1995	12-12	754	60	29	89	4-22	9	6-55-1	1-2	1
Totals	46-35	2247	169	82	251	9-37	23	11-101-1	4-4	3

ANTWAN EDWARDS

DB • Third Team, 1998

Year	GP-GS	Plays	Hits	Ast	Tot	Int-Yds	PR-Yds	PBU	KOR-Yds
1995	12-0	212	23	18	41	0-0	4-57	2	2-40
1996	12-12	595	54	29	83	2-58	2-18	4	3-43
1997	11-11	694	38	14	52	4-81	0-0	15	12-280
1998	10-10	543	24	19	43	2-56	6-82	14	13-350
Totals	45-33	2044	139	80	219	8-195	12-157	35	30-713

TRAVIS ETIENNE

RB • First Team, 2018

Year	GP-GS	Att	Yds	Avg.	TD	LG	Rec.	Yds	Avg	TD	KOR	Yds
2017	13-0	107	766	7.2	13	81	5	57	11.4	0	19	389
2018	15-15	204	1658	8.1	24	75	12	78	6.5	2	0	0
Totals	28-15	311	2424	7.8	37	81	17	135	7.9	2	19	389

JAMES FARR

OG • Third Team, 1983

Year	GP-GS	Plays	KD
1980	11-1	125	9
1981	12-12	506	32
1982	11-11	602	35
1983	11-11	654	46
Totals	45-35	1887	122

CLELIN FERRELL

DE • First Team, 2017 • Consensus First Team, 2018

Year	GP-GS	Snaps	Hit	Ast	Tot	TFL	Sacks	Int	QP	PBU	CF-RF
2016	15-15	759	34	16	50	12.5-38	6-38	0-0	24	2	0-0
2017	14-14	717	50	13	63	18-80	9.5-57	0-0	12	1	2-0
2018	15-15	691	37	16	53	19.5-82	11.5-59	0-0	15	4	3-1
Totals	44-44	2167	121	45	166	50-200	27-154	0-0	51	7	5-1

TERRENCE FLAGLER

TB • First Team, 1986

Year	GP-GS	Att	Yds	Avg.	TD	LG	Rec.	Yds	Avg	TD	KOR	Yds
1982	9-0	29	120	4.0	0	14	0	0	0.0	0	4	108
1983	2-1	31	202	6.5	0	35	2	21	10.5	0	1	8
1984	10-2	75	350	4.7	5	43	8	63	7.5	2	0	0
1985	9-0	52	232	4.3	2	47	10	54	5.4	0	0	0
1986	12-10	192	1258	6.6	10	88	16	188	11.8	3	0	0
Totals	42-13	379	2162	5.7	17	88	36	326	9.1	5	5	116

JEB FLESCH

OG • Consensus First Team, 1991

Year	GP-GS	Plays	KD
1988	12-9	512	52
1989	12-12	759	85
1990	12-12	681	53
1991	12-12	705	77
Totals	48-45	2657	267

DALTON FREEMAN

C • First Team, 2012

Year	GP-GS	Plays	KD
2009	13-9	547	44
2010	13-13	811	58
2011	14-14	1044	41
2012	13-13	959	28
Totals	53-49	3361	171

STEVE FULLER

QB • Third Team, 1978

Year	GP-GS	Comp	Att	Yds	Int	TD	Pct	Car	Yds	Avg	TD
1975	8-1	22	46	354	3	2	47.8	47	148	3.1	0
1976	11-9	58	116	835	6	5	50.0	157	503	3.2	6
1977	12-12	106	205	1655	8	8	51.7	178	437	2.5	6
1978	12-12	101	187	1515	4	7	54.0	153	649	4.2	10
Totals	43-34	287	554	4359	21	22	51.8	535	1737	3.2	22


BOBBY GAGE

TB/S • Second Team, 1948

Year	GP-GS	Comp	Att.	Int	Yds	TD	Pct	Rushing				
								Eff.	Att	Yds	Avg	Int-Yds
1945	8-4	8	14	1	171	1	.571	169.0	44	214	4.9	2-33
1946	5-4	24	44	3	388	2	.545	129.9	53	250	4.7	1-10
1947	9-9	47	115	13	1002	10	.409	120.2	114	502	4.4	2-16
1948	11-10	44	105	10	887	11	.419	129.3	105	343	3.3	5-38
Totals	33-27	123	278	27	2448	24	.442	127.2	316	1309	4.1	10-97

Year	KOR-Yds	PR-Yds	Plays	Off	Y/P	TD	Pts	Punts	Yds	Avg
1945	2-43	8-64	58	385	6.6	0	0	22	779	35.4
1946	4-86	5-74	97	638	6.6	2	12	15	530	35.3
1947	10-244	14-98	229	1504	6.6	7	42	52	1950	37.5
1948	5-118	12-203	210	1230	5.9	1	7	37	1317	35.6
Totals	21-491	39-439	594	3757	6.3	10	61	126	4576	36.3

BEFORE HIS PRO FOOTBALL HALL OF FAME CAREER IN THE NFL, BRIAN DAWKINS WAS AN ALL-AMERICAN AT CLEMSON IN 1995.



ALL-AMERICA TIGER STATS

ROD GARDNER

WR • First Team, 2000

Year	GP-GS	Plays	Rec.	Yds	Avg.	TD	LG	20+	Y/G	KOR-Yds
1997	12-2	259	8	101	12.6	1	41	2	8.4	0-0
1998	11-3	317	20	263	13.2	1	63	2	23.1	0-0
1999	12-10	798	80	1084	13.6	4	49	15	90.3	0-0
2000	12-11	722	58	1050	18.1	7	50	20	87.5	8-168
Totals	47-26	2096	166	2498	15.0	13	63	39	53.1	8-168

CHRIS GARDOCKI

PK • Third Team, 1989 • Second Team 1990

Year	GP-GS	0-29	30-39	40-49	+50	Tot	Pat	LK	Pts	KO	TB
1988	12-12	6-7	7-11	4-8	2-6	19-32	1-1	52	58	1	0
1989	12-12	10-10	2-5	10-13	0-1	22-29	41-41	49	107	32	9
1990	12-12	8-8	7-9	4-5	3-6	22-28	30-30	57	96	66	24
Totals	36-36	24-25	16-25	18-26	5-13	63-89	72-72	57	261	99	33

Year	Punts	Yds	-20	+50	Ret-Yd	LP	HB	Net	Avg
1988	45	1924	7	8	23-206	66	0	38.1	42.76
1989	48	2062	15	7	16-171	63	0	39.4	42.96
1990	58	2580	12	15	33-300	78	1	39.3	44.48
Totals	151	6566	34	30	72-677	78	1	39.1	43.48

DALE HATCHER

P • Second Team, 1984

Year	GP-GS	P	Yds	Avg	-20	+50	LP	HB	Net
1981	11-10	44	1908	43.4	17	13	64	1	40.5
1982	11-11	46	1871	40.7	21	8	63	1	38.8
1983	11-11	47	2051	43.6	15	10	57	0	40.9
1984	11-11	54	2361	43.7	16	13	68	0	42.4
Totals	44-43	191	8191	42.9	69	44	68	2	40.7

LEROY HILL

LB • Third Team, 2004

Year	GP-S	Plays	Hit	Ast	Tot	TFL	Sacks	Int	QP	PBU	CF-RF
2001	10-0	135	19	12	31	1-1	0-0	0-0	0	1	0-0
2002	13-0	47	16	13	29	1-1	0-0	0-0	0	0	0-1
2003	13-13	757	110	35	145	27-92	8-57	3-4	8	2	1-1
2004	11-11	677	74	32	106	19-88	8-66	0-0	7	1	0-0
Totals	47-24	1616	219	92	311	48-182	16-123	3-4	15	4	1-2

TYE HILL

CB • First Team, 2005

Year	GP-S	Plays	Hit	Ast	Tot	TFL	Sacks	Int	QP	PBU	CF-RF
2003	13-11	678	34	3	37	1-7	1-7	2-(-2)	0	7	1-0
2004	11-11	784	38	14	52	2-12	1-9	0-0	0	21	0-0
2005	12-12	717	41	13	54	5-14	1-1	3-35	0	7	1-1
Totals	36-34	2179	113	30	143	8-33	3-17	5-33	0	35	2-1

Year	GP-S	Plays	Car.	Yds	Avg	TD	LG	Rec	Yds	TD
2002	13-0	129	42	225	5.4	2	32	3	7	0

DEANDRE HOPKINS

WR • Second Team, 2012

Year	GP-GS	Rec.	Yds	Avg	TD	LG	Rush	Yds	Avg	TD	KOR-Yds
2010	12-8	52	637	12.3	4	45	0	0	----	0	2-32
2011	14-11	72	978	13.6	5	50	0	0	----	0	0-0
2012	13-13	82	1405	17.1	18	62	0	0	----	0	0-0
Totals	39-32	206	3020	14.7	27	62	0	0	----	0	2-32

GREG HUEGEL

PK • Second Team, 2015

Year	GP-GS	0-29	30-39	40-49	50+	Tot	LK	PAT	Pts
2015	15-15	7-7	14-15	6-10	0-0	27-32	47	56-61	137
2016	15-15	5-6	4-6	5-7	0-0	14-19	47	71-73	113
2017	3-3	0-0	1-1	1-3	0-0	2-4	49	14-15	20
2018	15-15	3-3	5-7	3-6	0-0	11-16	49	76-78	109
Totals	48-48	15-16	24-29	15-26	0-0	54-71	49	217-227	379

MITCH HYATT

OT • First Team, 2017 • Consensus First Team, 2018

Year	GP-GS	Plays	KD
2015	15-15	1049	37
2016	15-14	994	32.5
2017	13-13	842	30
2018	15-15	869	N/A
Totals	58-57	3754	N/A

DONALD IGWEBUIKE

PK • Third Team, 1984

Year	GP-GS	0-29	30-39	40-49	+50	FGM-A	LK	XPM-XPA	Pts
1981	12-9	2-2	6-7	1-4	1-4	10-17	52	1-1	31
1982	11-2	0-0	1-1	1-2	1-1	3-4	55	0-0	9
1983	10-0	1-1	0-0	1-1	1-3	3-5	55	1-1	10
1984	11-11	4-4	4-5	6-6	2-2	16-17	53	41-41	89
Totals	44-22	7-7	11-13	9-13	5-10	32-43	55	43-43	139

GRADY JARRETT

DT • Third Team, 2014

Year	GP-GS	Saps	Hit	Ast	Tot	TFL	Sacks	Int	QP	PBU	CF-RF
2011	9-0	61	1	1	2	0-0	0-0	0-0	1	0	0-0
2012	13-11	512	27	22	49	8.5-25	2-16	0-0	10	1	0-1
2013	13-13	539	46	37	83	11-15	2-2	0-0	14	0	0-2
2014	13-13	530	37	36	73	10-40	1.5-11	0-0	12	0	2-1
Totals	48-37	1642	111	96	207	29.5-80	5.5-29	0-0	37	1	2-4

RALPH JENKINS

C • Second Team, 1945

JAYRON KEARSE

SS • First Team, 2015

Year	GP-GS	Plays	Hit	Ast	Tot	TFL	Sacks	Int	QP	PBU	CF-RF
2013	12-3	444	34	21	55	0.5-2	0-0	4-62	0	0	1-0
2014	13-12	698	54	13	67	5-25	3-20	2-21	1	7	0-1
2015	15-14	856	71	16	87	6.5-24	0-0	1-0	5	8	1-1
Totals	40-29	1998	159	50	209	12-51	3-20	7-83	6	15	2-2

TERRY KINARD

DB • First Team, 1981 • Unanimous First Team, 1982

Year	GP-GS	Tot	Hit	Ast	TFL	PBU	Int-Yd-LG	CF-RF	PR-Yds-Avg
1979	12-3	35	15	20	0-0	5	3-93-40	0-0	0-0-0
1980	9-9	73	36	37	0-0	7	2-0-0	2-1	12-50-4.2
1981	12-12	95	74	21	1-5	6	6-51-19	1-0	0-0-0
1982	11-11	89	62	27	1-1	12	6-3-3	1-1	0-0-0
Totals	44-35	292	187	105	2-6	30	17-147-40	4-2	12-50-4.2

LEVON KIRKLAND

OLB • Second Team, 1990 • First Team, 1991

Year	GP-GS	Plays	Hits	Ast	Tot	TFL	Sacks	PBU	CF-RF	QP	Int-Yd
1988	12-7	446	38	33	71	9-70	5.5-62	2	2-1	6	1-22
1989	12-12	463	38	39	77	9-70	6.5-64	7	2-3	16	3-47
1990	12-12	483	30	28	58	10-30	1.5-15	8	2-1	18	0-0
1991	12-12	536	47	20	67	12-55	5.5-35	6	1-2	15	0-0
Totals	48-43	1928	153	120	273	40-225	19-176	23	7-7	55	4-69

TRE LAMAR

LB • Second Team, 2018

Year	GP-GS	Plays	Hits	Ast	Tot	TFL	Sacks	PBU	CF-RF	QP	Int-Yd
2016	15-0	102	13	9	22	2.5-4	1-2	1	0-0	0	0-0
2017	10-8	331	30	22	52	5-35	4-31	1	1-1	3	0-0
2018	14-14	565	57	28	85	5.5-35	3-28	1	0-0	8	1-43
Totals	39-22	998	100	59	159	13-74	8-61	3	1-1	11	1-43

DEXTER LAWRENCE

DT • Second Team, 2017 • First Team, 2018

Year	GP-GS	Saps	Hit	Ast	Tot	TFL	Sacks	Int	QP	PBU	CF-RF
2016	15-11	643	48	31	79	9.5-44	7-33	0-0	23	1	0-2
2017	12-12	438	22	17	39	3-18	2.5-17	0-0	5	1	1-0
2018	13-13	460	30	14	44	7.5-23	1.5-12	0-0	15	3	0-1
Totals	40-36	1541	100	62	162	20-85	11-62	0-0	43	5	1-3

SHAQ LAWSON

DE • First Team, 2015

Year	GP-GS	Saps	Hit	Ast	Tot	TFL	Sacks	Int	QP	PBU	CF-RF
2013	13-0	337	17	18	35	10-43	4-17	0-0	9	1	0-0
2014	13-1	295	30	14	44	11-50	3.5-31	0-0	5	0	1-0
2015	15-15	722	64	24	88	25.5-123	12.5-90	0-0	15	1	1-0
Totals	41-16	1354	111	56	167	46.5-216	20-138	0-0	29	2	2-0

JORDAN LEGGETT

TE • Second Team, 2015 • Second Team, 2016

Year	GP-GS	Rec.	Yds	Avg	TD	Rush	Yds	Avg	TD
2013	10-1	12	176	14.7	2	0	0	---	0
2014	11-7	14	161	11.5	1	0	0	---	0
2015	15-15	40	525	13.1	8	0	0	---	0
2016	15-15	46	736	16.0	7	0	0	---	0
Totals	51-38	112	1598	14.3	18	0	0	---	0

ALL-AMERICA TIGER STATS

WAYNE MASS OT • First Team, 1966

DeANDRE McDANIEL

S • First Team, 2009 • Third Team, 2010

Year	G-S	Snap	Hit	Ast	Tot	TFL	Sacks	Int	QP	PBU	CF-RF	PR
2007	13-0	438	27	6	33	4-11	0-0	2-0	3	6	0-0	1-7
2008	13-8	630	54	23	77	4-23	0-0	1-1	8	6	2-1	0-0
2009	14-14	892	74	28	102	5-17	2-11	8-128	3	2	1-0	0-0
2010	13-13	790	64	20	84	5.5-17	0-0	4-33	2	6	0-0	0-0
Totals	53-35	2750	219	77	296	18.5-68	2-11	15-162	16	20	3-1	1-7

ED McDANIEL

LB • First Team, 1991

Year	GP-GS	Plays	Hits	Ast	Tot	TFL	Sacks	CF-RF	PBU	Int-Yd
1988	12-9	570	62	42	104	4-11	0-0	3-1	4	0-0
1989	12-6	363	32	30	62	3-4	0-0	1-0	5	0-0
1990	12-12	547	75	34	109	13-53	1-13	4-2	2	1-10
1991	12-11	554	72	42	114	10-22	0-0	2-1	3	0-0
Totals	48-38	2034	241	148	389	30-90	1-13	10-4	14	1-10

CHRIS McDUFFIE

OG • Second Team, 2007

Year	GP-GS	Plays	KD
2004*	10-0	128	0
2005	11-0	92	11
2006	13-5	340	50
2007	12-11	619	84
Totals	46-16	1179	145

* - played defense and had 12 tackles

BANKS McFADDEN

B • First Team, 1939

Year	GP-GS	Comp.	Att.	Int	Yds	Pct	Car.	Yds	Avg	Rec.	Yds	Avg
1937	9-0	0	2	1	0	.000	34	185	5.4	8	164	20.5
1938	9-6	10	20	0	169	.500	66	342	5.2	2	26	13.0
1939	9-8	31	70	6	581	.443	78	469	6.0	1	23	23.0
Totals	27-14	41	92	7	750	.446	178	996	5.6	11	213	19.4

Year	Plays	Off.	Y/P	TD	Pts	Int-Yds	Punts	Yds	Avg
1937	36	185	5.13	2	13	1-0	19	640	34.0
1938	86	511	5.94	5	31	1-5	29	1139	39.3
1939	148	1050	7.09	5	30	2-27	65	2828	43.5
Totals	270	1746	6.47	12	74	4-32	113	4607	40.8

JUSTIN MILLER

KR • Second Team, 2004

Year	GP-S	Plays	Hit	Ast	Tot	TFL	Int	PBU	CF-RF	KOR	PR ^TD	
2002	13-8	674	43	18	61	0-0	8-50	9	2-0	13-456	0-0	1
2003	13-13	819	45	9	54	2-7	2-30	13	1-0	17-417	8-73	1
2004	11-11	718	46	8	54	0-0	3-14	9	0-1	20-661	26-339	3
Totals	37-32	2211	134	35	169	2-7	13-94	31	3-1	50-1534	34-412	5

^ - kickoff and punt returns; Note: Also played four snaps on offense in 2004.

TRAYVON MULLEN

CB • Second Team, 2018

Year	GP-S	Plays	Hit	Ast	Tot	TFL	Sacks	Int	QP	PBU	CF-RF
2016	13-0	115	9	6	15	0.5-2	0-0	0-0	1	1	0-0
2017	13-12	658	35	7	42	0-0	0-0	3-0	0	7	0-0
2018	15-14	701	32	5	37	4-22	2-15	1-46	2	4	1-0
Totals	41-26	1474	76	18	94	4.5-24	2-15	4-46	3	12	1-0

LEE NANNEY

OT • Second Team, 1981

Year	GP-GS	Plays
1978	1-0	10
1979	12-12	630
1980	11-11	645
1981	12-12	816
Totals	36-35	2101

DORIAN O'DANIEL

LB • First Team, 2017

Year	GP-GS	Snap	Hit	Ast	Tot	TFL	Sacks	Int	QP	PBU	CF-RF
2014	12-1	87	26	5	31	1-10	1-10	0-0	0	0	1-0
2015	15-0	181	27	5	32	5.5-27	0-0	0-0	0	1	0-0
2016	15-12	479	50	10	60	10-35	2.5-15	1-1	6	1	1-0
2017	14-14	718	72	32	104	11.5-44	5-35	2-66	6	3	0-2
Totals	56-27	1465	175	52	227	28-116	8.5-60	3-67	12	5	2-2

HARRY OLSZEWSKI

OG • First Team, 1967

MICHAEL DEAN PERRY

DT • First Team, 1987

Year	GP-GS	Tot	Hits	Ast	TFL	Sacks	CF-RF	PBU
1984	11-10	75	48	27	15-63	7-37	3-0	1
1985	7-6	34	19	15	7-20	2-5	1-0	6
1986	12-5	56	31	25	15-84	9-60	0-0	5
1987	11-11	74	52	22	24-128	10-86	1-0	3
Totals	41-32	239	150	89	61-295	28-188	5-0	15

WILLIAM PERRY

DT • Third Team, 1982 • Consensus First Team, 1983 • First Team, 1984

Year	GP-GS	Tot	Hit	Ast	TFL	Sacks	CF-RF	PBU	BK
1981	12-4	48	33	15	9-50	4-44	1-2	0	0
1982	11-7	52	30	22	9-66	5-38	3-1	0	0
1983	11-4	61	38	23	15-67	6-40	2-1	1	0
1984	11-11	100	67	33	27-111	10-69	2-3	1	1
Totals	45-26	261	168	93	60-294	25-191	8-7	2	1

JOHN PHILLIPS

OG • First Team, 1986 • Second Team, 1987

Year	GP-GS	Plays	KD
1984	11-0	50	0
1985	12-8	621	42
1986	12-12	864	100
1987	12-12	795	103
Totals	47-32	2330	245

O.K. PRESSLEY

C • Third Team, 1928

STEVE REESE

OG • Second Team, 1985

Year	GP-GS	Plays	KD
1982	10-0	100	12
1983	11-7	462	30
1984	11-11	572	42
1985	12-12	850	82
Totals	44-30	1984	166

JOHNNY REMBERT

LB • Third Team, 1982

Year	GP-GS	Tot	Hit	Ast	TFL	Sacks	PBU	Int-Yds	CF
1981	12-1	22	19	3	1-5	0-0	3	2-15	0
1982	10-9	64	37	27	8-23	1-2	5	6-128	3
Totals	22-10	86	56	30	9-28	1-2	8	8-143	3

BARRY RICHARDSON

OT • First Team, 2007

Year	GP-GS	Plays	KD
2004	11-7	471	19
2005	12-12	733	47
2006	13-13	684	75
2007	13-12	890	65
Totals	49-44	2778	206

JAMES ROBINSON

DT • Second Team, 1983

Year	GP-GS	Tot	Hits	Ast	TFL	Sacks	CF-RF	PBU
1979	12-0	7	5	2	3-9	1-5	0-0	0
1980	11-5	47	33	14	5-23	2-12	0-0	2
1981	11-2	42	28	14	4-22	3-20	0-2	3
1983	11-11	83	57	26	13-20	5-43	2-2	5
Totals	45-18	179	123	56	25-74	11-80	2-4	10

STACY SEEGARS

OG • Second Team, 1992 • First Team, 1993

Year	GP-GS	Plays	KD
1990	6-0	69	2
1991	12-12	808	50
1992	11-11	791	103
1993	12-12	789	58
Totals	41-35	2457	213

ANTHONY SIMMONS

ILB • Third Team, 1995 • First Team, 1996 • Consensus First Team, 1997

Year	GP-GS	Play	Hits	Ast	Tot	TFL	Sacks	PBU
1995	12-11	568	78	72	150	11-43	3.5-24	3
1996	12-12	709	92	86	178	16-58	7-58	2
1997	12-12	665	95	63	158	25-101	8-57	4
Totals	36-35	1942	265	221	486	52-202	18.5-139	9

C.J. SPILLER

RB/KR • Unanimous First Team, 2009

Year	G-S	Snap	Car	Yds	Avg	TD	Rec	Yds	TD	PR	KOR
2006	13-1	322	129	938	7.3	10	19	210	2	11-33	13-234
2007	13-5	508	145	768	5.3	3	34	271	2	16-137	19-547
2008	12-1	359	116	629	5.4	7	34	436	3	18-189	19-516
2009	14-12	505	216	1212	5.6	12	36	503	4	8-210	23-755
Totals	52-19	1694	606	3547	5.9	32	123	1420	11	53-569	74-2052

ALL-AMERICA TIGER STATS



ALONG WITH RECEIVING NUMEROUS ACADEMIC ACCOLADES, KYLE YOUNG WAS A TWO-TIME ALL-AMERICAN (2000,01).

JIM STUCKEY

DT • First Team, 1979

Year	GP-GS	Tot	Hits	Ast	TL	Sacks	CF-RF	PBU
1976	10-4	33	19	14	4	0	0-0	0
1977	12-12	88	46	42	5	4	1-1	2
1978	12-12	87	46	41	7	4	1-0	2
1979	12-12	106	63	43	20	10	1-0	0
Totals	46-40	314	174	140	36	18	3-1	4

CORDREA TANKERSLEY

CB • First Team, 2016

Year	GP-S	Plays	Hit	Ast	Tot	TFL	Sacks	Int	QP	PBU	CF-RF
2013	12-0	21	6	7	13	0.5-0	0-0	0-0	0	0	0-0
2014	13-0	137	9	2	11	0-0	0-0	0-0	0	0	0-0
2015	15-15	887	51	9	60	3.5-5	1-3	5-50	1	11	0-0
2016	15-15	861	55	10	65	6-13	0-0	4-22	0	11	0-0
Totals	55-30	1906	121	28	149	10-18	1-3	9-72	1	22	0-0

DAVE THOMPSON

OG • First Team, 1970

DAVID TREADWELL

PK • Consensus First Team, 1987

Year	GP-GS	0-29	30-39	40-49	+50	Tot	PAT	LK	Pts
1985	11-11	4-6	8-8	5-8	0-2	17-24	25-25	49	76
1986	12-12	7-7	3-5	2-8	0-0	12-20	34-34	46	70
1987	11-11	7-8	7-8	4-6	0-0	18-22	33-34	43	87
Totals	34-34	18-21	18-21	11-22	0-2	47-66	92-93	49	233

PERRY TUTTLE

WR • First Team, 1981

Year	GP-GS	Rec.	Yds	Avg	TD	LG	Rush	Yds	Avg	TD	KOR-Yds
1978	11-0	9	192	21.3	1	39	5	55	11.0	0	0-0
1979	12-12	36	544	15.1	4	81	2	12	6.0	0	0-0
1980	11-11	53	915	17.3	4	63	2	23	11.5	0	0-0
1981	12-12	52	883	17.0	8	80	3	21	7.0	0	12-266
Totals	46-35	150	2534	16.9	17	81	12	111	9.3	0	12-266

CARLOS WATKINS

DT • First Team, 2016

Year	GP-GS	Saps	Hit	Ast	Tot	TFL	Sacks	Int	QP	PBU	CF-RF
2012	9-0	113	9	7	16	1-5	0-0	0-0	3	0	0-0
2013	3-1	90	5	6	11	1.5-2	0-0	0-0	1	0	0-0
2014	11-0	135	6	7	13	2-7	0-0	0-0	4	0	0-0
2015	15-14	570	47	22	69	8-27	3.5-18	1-15	8	3	0-0
2016	15-15	758	47	35	82	13.5-65	10.5-58	0-0	13	4	0-1
Totals	53-30	1666	114	77	191	26-106	14-76	1-15	29	7	0-1

SAMMY WATKINS

WR/KR • First Team, 2011 • First Team, 2012 • First Team, 2013

Year	GP-GS	Rec.	Yds	Avg	TD	LG	Rush	Yds	Avg	TD	KOR-Yds
2011	13-10	82	1219	14.9	12	65	32	231	7.2	0	33-826
2012	10-7	57	708	12.4	3	61	14	97	6.9	1	13-257
2013	13-12	101	1464	14.5	12	96	6	11	1.8	0	14-293
Totals	36-29	240	3391	14.1	27	96	52	339	6.5	1	60-1376

DESHAUN WATSON

QB • First Team, 2015 • Second Team, 2016

Year	GP-GS	Comp	Att	Yds	Int	TD	Pct	Car	Yds	Avg	TD	Eff.
2014	8-5	93	137	1466	2	14	67.9	63	200	3.2	5	188.6
2015	15-15	333	491	4104	13	35	67.8	207	1105	5.5	12	156.3
2016	15-15	388	579	4593	17	41	67.0	166	626	3.8	9	151.1
Totals	38-35	814	1207	10,163	32	90	67.4	436	1931	4.4	26	157.5

NELSON WELCH

PK • Third Team, 1992

Year	GP-GS	0-29	30-39	40-49	50+	Tot	LK	PAT	Pts
1991	12-12	8-10	6-8	5-6	0-3	19-27	47	31-35	88
1992	11-11	9-10	4-7	7-9	2-2	22-28	53	23-25	89
1993	12-12	9-11	4-5	2-8	0-0	15-24	47	17-18	62
1994	11-11	5-6	6-8	5-8	0-0	16-22	47	14-14	62
Totals	46-46	31-37	20-28	19-31	2-5	72-101	53	85-92	301

JOEL WELLS

B • Third Team, 1955

Year	GP-GS	Att	Yds	Avg	TD	Rec.	Yds	Avg	TD	PR-Yds	Int-Yds	KR-Yds
1954	10-7	74	352	4.8	3	3	34	11.3	0	2-13	1-0	2-20
1955	10-10	135	782	5.8	5	3	87	29.0	1	7-56	2-37	8-181
1956	11-11	156	678	4.3	6	4	80	20.0	0	2-16	2-6	6-140
Totals	31-28	365	1812	5.0	14	10	201	20.1	1	11-85	5-43	16-341

CHRISTIAN WILKINS

DE • First Team, 2016 • First Team, 2017 • Unanimous First Team, 2018

Year	GP-GS	Saps	Hit	Ast	Tot	TFL	Sacks	Int	QP	PBU	CF-RF
2015	15-1	453	57	27	84	4.5-19	2-14	0-0	12	0	1-0
2016	15-15	706	41	15	56	13-52	3.5-23	0-0	20	10	0-2
2017	14-14	668	35	18	53	8.5-27	4.5-22	0-0	11	4	0-0
2018	15-15	614	37	20	57	15-70	6-41	0-0	13	2	2-2
Totals	59-45	2441	170	80	250	41-168	16-100	0-0	56	16	3-4

MIKE WILLIAMS

WR • Second Team, 2016

Year	GP-GS	Rec.	Yds	Avg	TD	LG	Rush	Yds	Avg	TD	KOR-Yds
2013	13-3	20	316	15.8	3	30	0	0	----	0	0-0
2014	13-11	57	1030	18.1	6	56	0	0	----	0	0-0
2015	1-1	2	20	10.0	1	16	0	0	----	0	0-0
2016	15-15	98	1361	13.9	11	50	0	0	----	0	0-0
Totals	42-30	177	2727	15.4	21	56	0	0	----	0	0-0

DONNELL WOOLFORD

CB • First Team, 1987 • Consensus First Team, 1988

Year	GP-GS	Tot	Hits	Ast	TFL	Int-Yd	PR-Yd	Avg	PBU
1985	12-0	21	12	9	0-0	1-34	1-14	14.0	2
1986	11-11	53	37	16	3-3	3-(-8)	25-203	8.1	12
1987	12-12	52	38	14	4-8	5-0	23-345	15.0	15
1988	12-12	61	45	16	5-18	1-0	29-192	6.6	15
Totals	47-35	187	132	55	12-29	10-26	78-754	9.7	44

KYLE YOUNG

C • Second Team, 2000 • Third Team, 2001

Year	GP-GS	Plays	KD
1998	11-4	479	41
1999	12-12	919	83
2000	12-12	766	120
2001	12-12	854	168
Totals	47-40	3018	412

ALL-ACC SELECTIONS

Year	Player	Pos.	Cl.	T	Year	Player	Pos.	Cl.	T	Year	Player	Pos.	Cl.	T	Year	Player	Pos.	Cl.	T						
1953	Dreher Gaskin	E	Sr.	2	1979	Jeff Bostic	OG	Sr.	1	1991	Rob Bodine	MG	Sr.	1	2005	Tye Hill	CB	Sr.	1	2016	Ben Boulware	LB	Sr.	⁽¹⁾ 1	
	Don King	B	So.	2		Bubba Brown	LB	Sr.	1		Mike Brown	C	Sr.	1		Chansi Stuckey	WR	Jr.	1		Tyrone Crowder	OG	Jr.	⁽¹⁾ 1	
1954	Clyde White	T	Sr.	1		Steve Durham	DT	Jr.	1		Jeb Flesch	OG	Sr.	1		Jad Dean	PK	Jr.	2		Jay Guillermo	C	Sr.	⁽¹⁾ 1	
	Scott Jackson	E	Sr.	2		David Sims	P	Jr.	1		Levon Kirkland	OLB	Sr.	1		Roman Fry	OG	Jr.	2		Mitch Hyatt	OT	So.	⁽²⁾ 1	
	Don King	B	Jr.	2		Jim Stuckey	DT	Sr.	1		Ed McDaniel	LB	Sr.	1		Charlie Whitehurst	QB	Sr.	2		Jadar Johnson	S	Sr.	⁽¹⁾ 1	
1955	Joel Wells	TB	Jr.	1		Rex Varn	DB	Sr.	1		Chester McGlockton	DT	Jr.	1	2006	Gaines Adams	DE	Sr.	1		Jordan Leggett	TE	Sr.	⁽¹⁾ 1	
1956	Joel Wells	TB	Sr.	1	1980	Obed Ariri	PK	Sr.	1		Robert O'Neal	FS	Jr.	1		Nathan Bennett	OG	Sr.	1		Cordrea Tankersley	CB	Sr.	⁽¹⁾ 1	
	Charlie Bussey	QB	Sr.	2		Perry Tuttle	FLK	Jr.	1		Terry Smith	WR	So.	1		James Davis	RB	So.	1		Carlos Watkins	DT	Sr.	⁽¹⁾ 1	
	John Grdijan	G	Jr.	2	1981	Dan Benish	DT	Jr.	1		Nelson Welch	PK	Fr.	1		Barry Richardson	OT	Jr.	1		Mike Williams	WR	Jr.	⁽¹⁾ 1	
	Dalton Rivers	E	Sr.	2		Tony Berryhill	C	Sr.	1		Bruce Bratton	OT	Sr.	2		Chansi Stuckey	WR	Sr.	1		Wayne Gallman	RB	Jr.	⁽²⁾ 2	
1957	Harvey White	QB	So.	1		Jeff Bryant	DT	Sr.	1		Ronald Williams	TB	So.	2		Dustin Fry	C	Sr.	2		Greg Huegel	PK	So.	⁽²⁾ 2	
	John Grdijan	G	Sr.	2		Jeff Davis	LB	Sr.	1	1992	Stacy Seegars	OG	Jr.	1		C.J. Spiller	RB	So.	2		Dexter Lawrence	DT	Fr.	⁽²⁾ 2	
	Ray Masneri	E	Jr.	2		Homer Jordan	QB	Jr.	1		Brentson Buckner	DT	Jr.	2	2007	James Davis	RB	Jr.	1		Deshaun Watson	QB	Jr.	⁽²⁾ 2	
1958	Jim Padgett	T	Sr.	1		Terry Kinard	FS	Jr.	1		Ashley Sheppard	OLB	Sr.	2		Aaron Kelly	WR	Jr.	1		Christian Wilkins	DE	So.	⁽³⁾ 2	
	Ray Masneri	E	Sr.	2		Perry Tuttle	FLK	Sr.	1		Robert O'Neal	FS	Sr.	2		Chris McDuffie	OG	Sr.	1		Artavis Scott	WR	Jr.	⁽²⁾ 3	
	Bill Thomas	C	Sr.	2	1982	Cliff Austin	TB	Sr.	1		Nelson Welch	PK	So.	2		Barry Richardson	OT	Sr.	1		Van Smith	S	So.	⁽³⁾ ...	
	Harvey White	B	Jr.	2		Andy Headen	DE	Sr.	1	1993	Brentson Buckner	DT	Sr.	1	2008	Michael Hamlin	S	Jr.	2						
1959	Gary Barnes	E	So.	1		Terry Kinard	FS	Sr.	1		Stacy Seegars	OG	Sr.	1		C.J. Spiller	ST	Jr.	1						
	Doug Cline	FB	Sr.	1		Frank Magwood	WR	Sr.	*1		Brian Dawkins	SS	So.	2		Thomas Austin	OL	Jr.	2						
	Bill Mathis	HB	Sr.	1		Bob Paulling	PK	Jr.	*1		Andre Humphrey	CB	So.	2		Aaron Kelly	WR	Sr.	2						
	Harold Olson	T	Sr.	1		William Perry	MG	So.	1		Tim Jones	LB	Jr.	2		C.J. Spiller	RB	Jr.	2						
	Lou Cordileone	T	Sr.	2		Johnny Rembert	LB	Sr.	1		Nelson Welch	PK	Jr.	2		Michael Hamlin	S	Jr.	2						
	Paul Snyder	C	Sr.	2	1983	K.D. Dunn	TE	Jr.	1		Tim Jones	LB	Sr.	1	2009	DeAndre McDaniel	S	Jr.	1						
1960	Lowndes Shingler	QB	Sr.	1		James Farr	OG	Sr.	1	1994	Marvin Cross	DT	Jr.	2		Michael Palmer	TE	Sr.	1						
	Dave Lynn	G	Sr.	2		Rod McSwain	DB	Sr.	1		Brian Dawkins	SS	Jr.	2		C.J. Spiller	KR	Sr.	1						
	Bill McGuirt	B	Jr.	2		Bob Paulling	PK	Sr.	1		Wardell Rouse	OLB	Sr.	2		Thomas Austin	OG	Sr.	2						
1961	Tommy King	E	Sr.	1		William Perry	MG	Jr.	1		Nelson Welch	PK	Sr.	2		Jacoby Ford	WR	Sr.	2						
1962	Don Chuy	T	Sr.	1		Edgar Pickett	DE	Sr.	1	1995	Brian Dawkins	SS	Sr.	1		Chris Hairston	OT	Jr.	2						
1963	Pat Crain	FB	Jr.	1		James Robinson	DT	Sr.	1		Henry Walls	LB	Fr.	*1		Ricky Sapp	DE	Sr.	2						
	Billy Weaver	G	Sr.	1	1984	Mike Eppley	QB	Sr.	*1		LaMarick Simpson	DT	Sr.	1	2010	Da'Quan Bowers	DE	Jr.	1						
	Jack Aaron	T	Sr.	2		Dale Hatcher	P	Sr.	1		Will Young	OG	Sr.	1		Chris Hairston	OT	Sr.	1						
	Ted Bunton	C	Jr.	2		Donald Igwebuike	PK	Sr.	1		Leomont Evans	FS	Sr.	2		Jarvis Jenkins	DT	Sr.	1						
	Lou Fogle	E	Sr.	2		William Perry	MG	Sr.	1		Dwayne Morgan	OT	Sr.	2		DeAndre McDaniel	S	Sr.	1						
1965	Johnny Boyette	OT	Sr.	1		Steve Reese	OG	Jr.	1		Raymond Priestter	TB	So.	2		Dwayne Allen	TE	So.	2						
	Bill Hecht	LB	Sr.	1		Terrance Roulhac	WR	So.	1	1996	Jim Bundren	OT	Jr.	1	2011	Dwayne Allen	TE	Jr.	1						
	Hugh Mauldin	TB	Sr.	1		Ronald Watson	DB	Sr.	1		Trevor Pryce	DT	Jr.	1		Tajh Boyd	QB	So.	1						
	Butch Sursavage	DE	So.	1	1985	Steve Berlin	DT	Sr.	1		Anthony Simmons	LB	So.	1		Andre Branch	DE	Sr.	1						
1966	Jimmy Addison	QB	Jr.	1		Kenny Flowers	TB	Jr.	1		Lamont Hall	TE	Jr.	2		Dalton Freeman	C	Jr.	1						
	Wayne Mass	OT	Jr.	1		Steve Reese	OG	Sr.	1		Dexter McCleon	CB	Sr.	2		Sammy Watkins	WR	Fr.	1						
	Harry Olszewski	OG	Jr.	1		Jim Riggs	TE	Jr.	1	1986	Terrence Flagler	TB	Sr.	1		Chandler Catanzaro	PK	So.	2						
	Wayne Page	DB	Sr.	1		Delton Hall	CB	Sr.	1		Terence Mack	DE	Sr.	1		Andre Ellington	RB	Jr.	2						
	Butch Sursavage	DE	Jr.	1		Terence Mack	DE	Sr.	1		Michael Dean Perry	DT	Jr.	1		Brandon Thompson	DT	Sr.	2						
1967	Jim Catoe	LB	Jr.	1		Michael Dean Perry	DT	Jr.	1	1987	Terry Allen	TB	Fr.	1	2012	Tajh Boyd	QB	Jr.	⁽¹⁾ 1						
	Ronnie Ducworth	DE	Jr.	1		John Phillips	OG	Jr.	1		Jeff Nunamacher	OT	Jr.	1		Andre Ellington	RB	Sr.	⁽¹⁾ 1						
	Buddy Gore	TB	Jr.	1		Jim Riggs	TE	Sr.	1		Michael Dean Perry	DT	Sr.	1		Brandon Ford	TE	Sr.	⁽¹⁾ 1						
	Frank Liberatore	DB	Sr.	1		Jim Riggs	TE	Sr.	1		John Phillips	OG	Jr.	1		Dalton Freeman	C	Sr.	⁽¹⁾ 1						
	Wayne Mass	OT	Sr.	1		Jim Riggs	TE	Sr.	1		Michael Dean Perry	DT	Sr.	1		DeAndre Hopkins	WR	Jr.	⁽¹⁾ 1						
	Harry Olszewski	OG	Sr.	1		Jim Riggs	TE	Sr.	1		John Phillips	OG	Sr.	1		Brandon Thomas	OT	Jr.	⁽²⁾ 1						
1968	John Cagle	DT	Sr.	1		Jim Riggs	TE	Sr.	1		Tony Stephens	MG	Sr.	1		Chandler Catanzaro	PK	Jr.	⁽²⁾ 2						
	Jimmy Catoe	LB	Sr.	1		Jim Riggs	TE	Sr.	1	1988	David Treadwell	PK	Sr.	1	2013	Rashard Hall	S	Sr.	2						
	Ronnie Ducworth	DE	Sr.	1		Jim Riggs	TE	Sr.	1		Donnell Woolford	CB	Jr.	1		Vic Beasley	DE	Jr.	⁽¹⁾ 1						
	Buddy Gore	TB	Sr.	1		Jim Riggs	TE	Sr.	1		Terry Allen	TB	So.	1		Sammy Watkins	WR	Jr.	⁽¹⁾ 1						
	Joe Lhotsky	OT	Sr.	1		Jim Riggs	TE	Sr.	1		Mark Drag	MG	Sr.	1	1999	Tajh Boyd	QB	Sr.	⁽²⁾ 2						
1969	Ivan Southerland	DE	Sr.	1		Jim Riggs	TE	Sr.	1		Jeff Nunamacher	OT	Sr.	1		Bashaud Breeland	CB	Jr.	⁽²⁾ 2						
	Charlie Waters	OE	Sr.	1		Jim Riggs	TE	Sr.	1		Donnell Woolford	CB	Sr.	1		Brandon Thomas	OT	Sr.	⁽²⁾ 2						
	Ray Yauger	TB	Jr.	1		Jim Riggs	TE	Sr.	1		Chris Gardocki	P	Fr.	*2		Stephone Anthony	LB	Jr.	⁽³⁾ 3						
1970	Don Kelley	DB	Jr.	1		Jim Riggs	TE	Sr.	1		Jesse Hatcher	OLB	Sr.	*2	2000	Chandler Catanzaro	PK	Sr.	⁽³⁾ 3						
	Dave Thompson	OG	Sr.	1		Jim Riggs	TE	Sr.	1		James Lott	FS	Jr.	*2		Roderick McDowell	RB	Sr.	⁽³⁾ 3						
1971	Wayne Baker	DE	Sr.	1		Jim Riggs	TE	Sr.	1		Richard McCullough	DT	Sr.	*2		Tyler Shatley	OG	Sr.	⁽³⁾ 3						
	Larry Hefner	LB	Sr.	1		Jim Riggs	TE	Sr.	1	1989	Doug Brewster	LB	Jr.	1		Spencer Shuey	LB	Sr.	⁽³⁾ 3						
	John McMakin	TE	Sr.	1		Jim Riggs	TE	Sr.	1		Chris Gardocki	PK/P	So.	1	2014	Stephone Anthony	LB	Sr.	⁽¹⁾ 1						
1972	Frank Wirth	DT	Sr.	1		Jim Riggs	TE	Sr.	1		Vance Hammond	DT	Jr.	1		Vic Beasley	DE	Sr.	⁽¹⁾ 1						
1973	Peanut Martin	DB	So.	1		Jim Riggs	TE	Sr.	1		Levon Kirkland	OLB	So.	*1		Grady Jarrett	DT	Sr.	⁽¹⁾ 1						
	Ken Peebles	OT	Jr.	1		Jim Riggs	TE	Sr.	1		Stacy Long	OT	Jr.	1		Garry Peters	CB	Sr.	⁽²⁾ 2						
	Ken Pengitore	QB	Jr.	1		Jim Riggs	TE	Sr.	1		James Lott	FS	Sr.	1		Artavis Scott	WR	Fr.	⁽³⁾ 2						
1974	Willie Anderson	MG	Sr.	1		Jim Riggs	TE	Sr.	1		Otis Moore	DT	Sr.	*1	2015	Mike Williams	WR	So.	⁽²⁾ 2						
	Bennie Cunningham	TE	Jr.	1		Jim Riggs	TE	Sr.	1		Robert O'Neal	FS	Fr.	*1		Mackensie Alexander	CB	So.	⁽¹⁾ 1						
	Jim Ness	DB	Sr.	1		Jim Riggs	TE	Sr.	1		Hank Phillips	C	Sr.	*1		Shaq Lawson	DE	Jr.	⁽¹⁾ 1						
	Ken Peebles	OT	Sr.	1		Jim Riggs	TE	Sr.	1		Dexter Davis	CB	So.	*2		Eric Mac Lain	OG	Sr.	⁽¹⁾ 1						
1975	Bennie Cunningham	TE	Sr.	1		Jim Riggs	TE	Sr.	1		Jeb Flesch	OG	So.	*2	2001	Artavis Scott	WR	So.	⁽¹⁾ 1						
1977	Joe Bostic	OG	Jr.	1		Jim Riggs	TE	Sr.	1		John Johnson	OLB	Jr.	*2		Carlos Watkins	DT	Jr.	⁽²⁾ 1						
	Jonathan Brooks	DE	Jr.	1		Jim Riggs	TE	Sr.	1		Rob Bodine	MG	Jr.	1		Deshaun Watson	QB	So.	⁽¹⁾ 1						
	Lacy Brumley	OT	Sr.	1		Jim Riggs	TE	Sr.	1		Dexter Davis	CB	Jr.	1		Ben Boulware	LB	Jr.	⁽²⁾ 2						
	Jerry Butler	SE	Jr.	1		Jim Riggs	TE	Sr.	1		Chris Gardocki	PK/P	Jr.	1		Wayne Gallman	RB	So.	⁽²⁾ 2						
	Steve Fuller	QB	Jr.	1		Jim Riggs	TE	Sr.	1		Vance Hammond	DT	Jr.	1	2002	B.J. Goodson	LB	Sr.	⁽²⁾ 2						
	Steve Ryan	DB	Jr.	1		Jim Riggs	TE	Sr.	1		Eric Harmon	OG	Sr.	1		Jay Guillermo	C	Jr.	⁽²⁾ 2						
	Randy Scott	LB	Jr.	1		Jim Riggs	TE	Sr.	1		Levon Kirkland	OLB	Jr.	1		Greg Huegel	PK	Fr.	⁽²⁾ 2			</			

OFFENSIVE LINEMAN TRADITION

2 Number of years **Dalton Freeman** (2011,12) and **Kyle Young** (2000,01) were finalists for the Rimington Trophy, which is given to the top center in the nation.

2 Number of ACC Jacobs Blocking Trophies secured by **Mitch Hyatt** the past two seasons.

3 Number of consecutive years **Kyle Young** was named a First-Team Verizon Academic All-American, just the second three-time selection among offensive linemen in college football history. Young was also a two-time All-American on the field.

3 Number of First-Team All-ACC offensive linemen Clemson had in 2016 and 2017, the only two times the Tigers have had three first-team selections.

5 Number of games Clemson held opponents without a sack in 2018. Clemson held opponents to one sack or fewer in 11 of the 15 games in 2018.

3754 Number of career snaps from scrimmage for **Mitch Hyatt**, the most by a Tiger at any position in history.

TREMAINE ANCHRUM



HONORS

OUTLAND TROPHY FINALISTS

Stacy Long, OT 1990

RIMINGTON TROPHY FINALISTS

Kyle Young, C 2000,01
Dalton Freeman, C 2011,12

ALL-AMERICANS

O.K. Pressley, C 1928
Ralph Jenkins, C 1945
Tom Barton, OG 1952
Wayne Mass, OT 1966
Harry Olszewski, OG 1967
Dave Thompson, OG 1970
Joe Bostic, OG 1977,78
Lee Nanney, OT 1981
James Farr, OG 1983
Steve Reese, OG 1985
John Phillips, OG 1986,87
Stacy Long, OT 1989,90
Jeb Flesch, OG 1991
Stacy Seegars, OG 1992,93
Jim Bundren, OT 1997
Kyle Young, C 2000,01
Nathan Bennett, OG 2006
Barry Richardson, OT 2007
Chris McDuffie, OG 2007
Thomas Austin, OG 2009
Dalton Freeman, C 2012
Mitch Hyatt, OT 2017,18

ACC JACOBS BLOCKING TROPHY

Wayne Mass, OT 1966
Harry Olszewski, OG 1967
Joe Bostic, OG 1977
Lee Nanney, OT 1981
James Farr, OG 1983
John Phillips, OG 1987
Mitch Hyatt, OT 2017,18

ALL-CONFERENCE PLAYERS

O.L. Derrick, OG 1903-05
W.A. Schilleter, OT 1913
Mutt Gee, C 1917
L.M. Lightsey, OT 1919,20,22
R.C. Potts, OG 1919
O.K. Pressley, C 1928
Tom Brown, OT 1935
Charlie Woods, C 1937
Ralph Jenkins, C 1944,45
Bill Thomas, C 1958
Ted Bunton, C 1963
Don Chuy, OG 1963
Billy Weaver, OG 1963
Johnny Boyette, OT 1965
Wayne Mass, OT 1966,67
Harry Olszewski, OG 1966,67
Joe Lhotsky, OT 1968
Dave Thompson, OG 1970
Ken Peebles, OT 1973,74
Joe Bostic, OG 1977,78

Lacy Brumley, OT 1977
Steve Kenney, OT 1978
Jeff Bostic, OG 1979
Lee Nanney, OT 1980,81
Tony Berryhill, C 1981
James Farr, OG 1983
Steve Reese, OG 1984,85
John Phillips, OG 1986,87
Jeff Nunamacher, OT 1987,88
Stacy Long, OT 1989,90
Hank Phillips, C 1989
Jeb Flesch, OG 1989-91
Eric Harmon, OG 1990
Mike Brown, C 1991
Bruce Bratton, OT 1991
Stacy Seegars, OG 1992,93
Brent LeJeune, OT 1993
Will Young, OG 1995
Dwayne Morgan, OT 1995
Jim Bundren, OT 1996,97
Glenn Rountree, OG 1996,97
Jamie Trimble, C 1996
Holland Postell, OT 1998
Corey Hulsey, OG 1998
Kyle Young, C 2000,01
Will Merritt, OG 2000,01
Akil Smith, OT 2001
Gregory Walker, OT 2003
Roman Fry, OG 2005
Nathan Bennett, OG 2006

Barry Richardson, OT 2006,07
Dustin Fry, C 2006
Chris McDuffie, OG 2007
Thomas Austin, OL 2008,09
Chris Hairston, OT 2009,10
Dalton Freeman, C 2011,12
Brandon Thomas, OT 2012,13
Tyrone Crowder, OG 2015-17
Joe Gore, OT 2015
Jay Guillermo, C 2015,16
Mitch Hyatt, OT 2015-18
Eric Mac Lain, OG 2015
Justin Falcinelli, C 2017,18
Tremayne Anchrum, OT 2018
Sean Pollard, OG 2018
John Simpson, OG 2018

ACC 50-YEAR SELECTIONS

Joe Bostic, OG 1975-78

NFL PLAYERS

Thomas Austin, OG 2010-13
Isaiah Battle, OT 2015-17
Nathan Bennett, OG 2007,08
Jeff Bostic, C 1980-93
Joe Bostic, OG 1979-88
Jim Bundren, OT 1998-00
Don Chuy, OG 1963-69
Brian Clark, OG 1982
Chris Dolce, OG 1983

James Farr, OG 1984,85
Dalton Freeman, C 2013-16
Dustin Fry, C 2007,08,09
Chris Hairston, OT 2011-17
Ricky Harrell, C 1973
Taylor Hearn, OG 2018
Corey Hulsey, OG 2001,03-06
Ralph Jenkins, C 1947
Steve Kenney, OT 1979-86
Wayne Mass, OT 1968-72
Jim McCanless, OG 1960
Antoine McClain 2012-15
Dwayne Morgan, OT 2003
Wayne Mulligan, C 1969-75
Harold Olson, OT 1960-64
Harry Olszewski, OG 1969,70
Bob Patton, OT 1952
Ken Peebles, OG 1975
Barry Richardson, OT 2008-13
Glenn Rountree, OG 1999
Tyler Shatley, OG 2014-18
Brandon Thomas, OT 2014-18
Dave Thompson, OG 1971-75
Gregory Walker, OG 2004
Curtis Whitley, C 1992-97

SUPER BOWL CHAMPIONS

Jeff Bostic, Redskins 1982,87,91

RECEIVER TRADITION

HUNTER RENFROW

1 Number of tight ends named to the ACC 50-Year Anniversary team. The only pick was former Tiger **Bennie Cunningham**, an All-America tight end in 1974 and 1975.

2 Number of times **Jordan Leggett** was a Mackey Award finalist

4 Selection in the first round by **Sammy Watkins** in the 2014 NFL draft by the Bills, tied for the highest draft pick in Tiger history.

8 Number of Tiger wide receivers drafted since the 2013 NFL draft, tied for most in the nation.

11 Number of ACC receiving-yardage champions Clemson has had. That includes **DeAndre Hopkins** in 2012 and **Sammy Watkins** in 2013.

34 Number of receiving touchdowns by former Tiger wide receivers in the NFL in 2018, the most produced by a school in the NFL that year.

50 Number of receptions for **Dwayne Allen** in 2011, when he earned the Mackey Award as the nation's top tight end.



HONORS

BILETNIKOFF AWARD FINALISTS

Sammy Watkins 2013

MACKEY AWARD WINNERS

Dwayne Allen 2011

MACKEY AWARD FINALISTS

Jordan Leggett 2015,16

SPORTING NEWS NATIONAL FOTY

Sammy Watkins 2011

ALL-AMERICANS

Joe Blalock	1940,41
Bennie Cunningham	1974,75
Jerry Butler	1978
Perry Tuttle	1981
Rod Gardner	2000
Dwayne Allen	2011
Sammy Watkins	2011-13
DeAndre Hopkins	2012
Jordan Leggett	2015,16
Mike Williams	2016

ALL-CONFERENCE PLAYERS

Hope Sandler	1902
Gus Goins	1938
Joe Blalock	1939-41
Chip Clark	1942
Glenn Smith	1950,51
Dreher Gaskin	1953
Scott Jackson	1954
Dalton Rivers	1956
Ray Masneri	1957,58
Gary Barnes	1959
Tommy King	1961
Charlie Waters	1969
John McMakin	1971
Bennie Cunningham	1974,75
Jerry Butler	1977,78
Perry Tuttle	1980,81
Frank Magwood	1982
K.D. Dunn	1983
Jim Riggs	1985,86
Terrance Roulhac	1984
Terry Smith	1991
Lamont Hall	1996
Tony Horne	1997
Rod Gardner	1999,00

Airese Currie	2004
Chansi Stuckey	2005,06
Aaron Kelly	2007,08
Jacoby Ford	2009
Michael Palmer	2009
Dwayne Allen	2011
Sammy Watkins	2011,13
Brandon Ford	2012
DeAndre Hopkins	2012
Artavis Scott	2014,15,16
Mike Williams	2014,16
Jordan Leggett	2015,16
Deon Cain	2017
Hunter Renfrow	2017,18
Tee Higgins	2018

ACC 50-YEAR SELECTIONS

Jerry Butler	1975-78
Bennie Cunningham	1973-75

NFL PLAYERS

Dwayne Allen	2012-18
Gary Barnes	1961-67
Shelton Boyer	1987
Jaron Brown	2013-18

Martavis Bryant	2014,15,17,18
Jerry Butler	1979-87
Deon Cain	2018
Dwight Clark	1979-87
James Coley	1990,91
Bennie Cunningham	1976-85
Airese Currie	2005,06
K.D. Dunn	1985-88
Jacoby Ford	2010-13
Rod Gardner	2001-06
Tyler Grisham	2009
Lamont Hall	1999-05
Derrick Hamilton	2004,05
DeAndre Hopkins	2013-18
Tony Horne	1998-00
Adam Humphries	2015-18
Keith Jennings	1989-97
Jordan Leggett	2017,18
Ray Mathews	1951-60
Ray-Ray McCloud	2018
John McMakin	1972-76
Michael Palmer	2010-14
Charone Peake	2016-18
Bob Poole	1964-67
Jim Riggs	1987-93

Stan Rome	1979-82
Larry Ryans	1993,96
Artavis Scott	2017,18
Chansi Stuckey	2007-10
Rendrick Taylor	2010
Doug Thomas	1991-93
Perry Tuttle	1982-88
Joey Walters	1977-87
Sammy Watkins	2014-18
Mike Williams	2017,18
Ray Williams	1987
Kevin Youngblood	2006

PRO BOWL PLAYERS

Jerry Butler	1980
Dwight Clark	1981,82
DeAndre Hopkins	2015,17,18

SUPER BOWL CHAMPIONS

Dwayne Allen, Patriots	2018
Dwight Clark, 49ers	1981,84
Bennie Cunningham, Steelers	1977,78
K.D. Dunn, Redskins	1987
John McMakin, Steelers	1974
Tony Horne, Rams	1999

QUARTERBACK TRADITION

2 Number of quarterbacks in FBS history to pass for at least 4,000 yards and rush for 1,000 yards in a season. In 2015, **Deshaun Watson** was the first to accomplish the feat.

2 Finish in the 2016 Heisman Trophy voting by **Deshaun Watson**, highest in Clemson history. He was Clemson's first finalist in 2015.

4 Number of victories without a loss **Charlie Whitehurst** had as a starting quarterback against South Carolina in his career (2002-05). He is the only starting signal-caller in series history to have a 4-0 record.

20 Touchdown passes and home runs for two-sport athlete **Kyle Parker** during the 2009-10 academic year, the first NCAA Division I athlete to reach 20 of each in one season. He became Clemson's 51st all-time major league player when he played with the Colorado Rockies in 2014.

30 Number of passing touchdowns by **Trevor Lawrence** in 2018 against only four interceptions, as he became the first first-year freshman starting quarterback to lead his team to the national title since 1985.

32 Number of wins **Rodney Williams**, **Tajh Boyd** and **Deshaun Watson** each accumulated during their respective careers, a Clemson record.

133 **Tajh Boyd's** career touchdown responsibility total, an ACC record. He had 107 passing TDs and 26 rushing scores.

5219 Total offense yardage by **Deshaun Watson** in 2016, an ACC single-season record. He passed for 4,593 yards and rushed for an additional 626.

DESHAUN WATSON

HONORS

GRIFFIN AWARD WINNERS

Deshaun Watson 2015
Trevor Lawrence 2018

HEISMAN TROPHY FINALISTS

Deshaun Watson 2015,16

MANNING AWARD WINNERS

Deshaun Watson 2015,16

MANNING AWARD FINALISTS

Tajh Boyd 2012,13
Trevor Lawrence 2018

MAXWELL AWARD FINALISTS

Deshaun Watson 2015

O'BRIEN AWARD WINNERS

Deshaun Watson 2015,16

UNITAS AWARD WINNERS

Deshaun Watson 2016

WALTER CAMP FINALISTS

Deshaun Watson 2015,16

ALL-AMERICANS

Banks McFadden 1939
Steve Fuller 1978
Tajh Boyd 2012
Deshaun Watson 2015,16

ACADEMIC ALL-AMERICANS

Charlie Bussey 1956
Harvey White 1957
Steve Fuller 1977,78
Mike Eppley 1984

NCAA POSTGRADUATE SCHOLARSHIPS

Jimmy Bell 1964
Jimmy Addison 1968
Steve Fuller 1979

ACC PLAYERS-OF-THE-YEAR

Steve Fuller 1977,78
Tajh Boyd 2012
Deshaun Watson 2015

ACC ROOKIES-OF-THE-YEAR

Trevor Lawrence 2018

ALL-CONFERENCE PLAYERS

John Maxwell 1902,03
Goat McMillan 1929
Banks McFadden 1939
Bobby Gage 1948
Billy Hair 1951,52

Don King 1953,54

Charlie Bussey 1956
Harvey White 1957
Lowndes Shingler 1960
Jimmy Addison 1967
Ken Pengitore 1973
Steve Fuller 1977,78
Homer Jordan 1981
Mike Eppley 1984
Woodrow Dantzler 2001
Charlie Whitehurst 2005
Cullen Harper 2007
Tajh Boyd 2011-13
Deshaun Watson 2015,16
Trevor Lawrence 2018

ACC 50-YEAR SELECTIONS

Steve Fuller 1975-78

PROFESSIONAL PLAYERS

DeChane Cameron 1992
Woodrow Dantzler 2002,03
Steve Fuller 1979-87
Bobby Gage 1949,50
Nealon Greene 1998-05
Dick Hendley 1951
Homer Jordan 1983-85
Banks McFadden 1940
Will Proctor 2007,08
Deshaun Watson 2017,18
Harvey White 1960
Charlie Whitehurst 2006-16

PRO BOWL PLAYERS

Deshaun Watson 2018

SUPER BOWL CHAMPIONS

Steve Fuller, Bears 1985

RUNNING BACK TRADITION



TRAVIS ETIENNE

1 Bill Mathis was a member of the New York Jets' 1969 Super Bowl championship team, the first former Tiger to win a Super Bowl ring.

2 Number of Super Bowl championship rings won by former Tiger Terrence Flagler with the San Francisco 49ers in 1988 and 1989.

5 Consecutive years Clemson had a First-Team or Second-Team All-ACC running back from 2005-09.

6 Number of years since 2011 Clemson has had a 1,000-yard rusher.

6 Finish for 2009 senior C.J. Spiller in the Heisman Trophy balloting. It is also the number of Tigers who have led the ACC in rushing, including all-time Clemson rushing leader Raymond Priestler (1994-97).

12 Number of All-ACC running backs Clemson has had in the last 13 years.

3723 Number of rushing yards by Clemson in 2018, a school record. Travis Etienne had a Tiger-record 1,658 rushing yards and shattered the rushing touchdown record with 24.

7588 Number of career all-purpose yards by C.J. Spiller in his four years with the Tiger program, the fourth-highest total in NCAA history and 1700 more than any other player in ACC history.

HONORS

ALL-AMERICANS

Joel Wells	1955
Terrence Flagler	1986
C.J. Spiller	2009
Travis Etienne	2018

ACC PLAYERS-OF-THE-YEAR

Buddy Gore	1967
C.J. Spiller	2009
Travis Etienne	2018

ACC ROOKIES-OF-THE-YEAR

Chuck McSwain	1979
Terry Allen	1987
Ronald Williams	1990
James Davis	2005

ALL-CONFERENCE PLAYERS

Jock Hanvey	1903
-------------	------

Fritz Furtick	1905
Stumpy Banks	1919
Goat McMillian	1929
Don Willis	1938
Charlie Timmons	1940,41
Ray Mathews	1949
Fred Cone	1950
Billy Hair	1951,52
Joel Wells	1955,56
Doug Cline	1959
Bill Mathis	1959
Bill McGuirt	1960
Pat Crain	1963
Hugh Mauldin	1965
Buddy Gore	1967,68
Ray Yauger	1969
Lester Brown	1978
Cliff Austin	1982
Kenny Flowers	1985

Terrence Flagler	1986
Terry Allen	1987,88
Ronald Williams	1990,91
Raymond Priestler	1995-97
Travis Zachery	2000
James Davis	2006,07
C.J. Spiller	2006,08,09
Andre Ellington	2011,12
Roderick McDowell	2013
Wayne Gallman	2015,16
Travis Etienne	2017,18

NFL PLAYERS

Terry Allen	1991-01
Cliff Austin	1983-87
Bob Baldwin	1966,67
Zac Brooks	2016
Ken Callicutt	1978-82
Fred Cone	1951-60

James Davis	2009,10
Stacy Driver	1987
Andre Ellington	2013-18
Terrence Flagler	1987-91
Kenny Flowers	1987-89
Wayne Gallman	2017,18
Steve Griffin	1987
Jamie Harper	2011,12
Rudy Harris	1993-95
Tracy Johnson	1989-96
Kevin Mack	1985-93
Bill Mathis	1960-69
Jeff McCall	1983
Chuck McSwain	1983-87
Joe Pagliei	1959,60
Marion Reeves	1974-76
Marvin Sims	1980,81
C.J. Spiller	2010-17
Don Testerman	1976-80

Charlie Timmons	1946
Sid Tinsley	1945
Joel Wells	1957-61
Derrick Witherspoon	1995-97
Terry Witherspoon	2001

PRO BOWL PLAYERS

Ray Mathews	1952,53,55
Bill Mathis	1963
Kevin Mack	1985-87
Terry Allen	1996
C.J. Spiller	2012

SUPER BOWL CHAMPIONS

Terrence Flagler, 49ers	1988,89
Bill Mathis, Jets	1969

DEFENSIVE LINEMAN TRADITION



DEXTER LAWRENCE

1 Number of Campbell Trophy winners in Clemson history. In 2018, **Christian Wilkins** became the first Tiger to receive the award known as the "Academic Heisman Trophy" before being the No. 13 overall pick in the 2019 NFL draft.

2 Number of national awards won by **Da'Quan Bowers** in 2010. He won the Bronko Nagurski Award as the top defensive player in the nation and the Ted Hendricks Award as the top defensive end in the country.

3 Number of Tiger defensive linemen selected in the first round of the 2019 NFL draft, making Clemson the first school in NFL draft history to produce three first-round defensive linemen in a draft, excluding linemen officially chosen as outside linebackers.

6 Number of Clemson defensive linemen selected in the NFL draft since 2010, most in the nation.

13 Number of All-America selections by Clemson defensive linemen in the last six years, including 10 selections since 2016.

25.5 Number of tackles for loss by **Shaq Lawson** in 2015, a figure that led all FBS players in the nation.

27 Number of tackles for loss by **William Perry** in 1984 and **Rob Bodine** in 1991. Both players led the nation.

HONORS

BEDNARIK AWARD FINALISTS

Vic Beasley, DE 2014
Christian Wilkins, DT 2018

CAMPBELL TROPHY WINNERS

Christian Wilkins, DT 2018

HENDRICKS AWARD WINNERS

Da'Quan Bowers, DE 2010
Clelin Ferrell, DE 2018

HENDRICKS AWARD FINALISTS

Andre Branch, DE 2011
Vic Beasley, DE 2013, 14
Shaq Lawson, DE 2015
Clelin Ferrell, DE 2017

LOMBARDI AWARD FINALISTS

William Perry, MG 1984
Da'Quan Bowers, DE 2010
Vic Beasley, DE 2014
Shaq Lawson, DE 2015
Christian Wilkins, DT 2018

LOTT IMPACT TROPHY FINALISTS

Christian Wilkins, DT 2018

NAGURSKI AWARD WINNERS

Da'Quan Bowers, DE 2010

NAGURSKI AWARD FINALISTS

Gaines Adams, DE 2006
Shaq Lawson, DE 2015
Christian Wilkins, DL 2016, 18

OUTLAND TROPHY FINALISTS

William Perry, MG 1984
Michael Dean Perry, DT 1987

Christian Wilkins, DT 2018

SENIOR CLASS AWARD FINALISTS

Christian Wilkins, DT 2018

ALL-AMERICANS

Lou Cordileone, DT 1959
Jim Stuckey, DT 1979
Jeff Bryant, DT 1981
William Perry, MG 1982-84
James Robinson, DT 1983
Michael Dean Perry, DT 1987
Rob Bodine, MG 1991
Gaines Adams, DE 2006
Da'Quan Bowers, DE 2010
Andre Branch, DE 2011
Vic Beasley, DE 2013, 14
Grady Jarrett, DT 2014
Shaq Lawson, DE 2015
Christian Wilkins, DL 2016-18
Carlos Watkins, DT 2016
Austin Bryant, DE 2017
Clelin Ferrell, DE 2017, 18
Dexter Lawrence, DT 2017, 18

ACC PLAYERS-OF-THE-YEAR

William Perry, MG 1984
Michael Dean Perry, DT 1987

ACC DEFENSIVE PLAYERS-OF-THE-YEAR

Gaines Adams, DE 2006
Da'Quan Bowers, DE 2010
Vic Beasley, DE 2014
Clelin Ferrell, DE 2018

ALL-CONFERENCE PLAYERS

B.C. Inabinet, MG 1935
Bob Turner, DT 1945

Frank Gillespie, MG 1948
George Fritts, MG 1939-41
Clyde White, DT 1954
John Grdijan, MG 1956, 57
Jim Padgett, DT 1958
Lou Cordileone, DT 1959
Harold Olson, DT 1959
John Cagle, DT 1968
Frank Wirth, DT 1972
Willie Anderson, MG 1974
Jim Stuckey, DT 1978, 79
Steve Durham, DT 1979
Dan Benish, DT 1981
Jeff Bryant, DT 1981
William Perry, MG 1982-84
James Robinson, DT 1983
Steve Berlin, DT 1985
Michael Dean Perry, DT 1986, 87
Tony Stephens, MG 1987
Mark Drag, MG 1988
Rich McCullough, DT 1988
Vance Hammond, DT 1989, 90
Otis Moore, DT 1989
Rob Bodine, MG 1991
Chester McGlockton, DT 1991
Brenton Buckner, DT 1992, 93
Marvin Cross, DT 1994
Lamarick Simpson, DT 1995
Trevor Pryce, DT 1996
Lorenzo Bromell, DT 1997
Raymond White, DT 1997
Adrian Dingle, DE 1998
Terry Jolly, DT 1999, 00
Nick Eason, DT 2002
Bryant McNeal, DE 2002
Donnell Washington, DT 2003
Gaines Adams, DE 2006
Ricky Sapp, DE 2009

Da'Quan Bowers, DE 2010
Jarvis Jenkins, DT 2010
Andre Branch, DE 2011
Brandon Thompson, DT 2011
Vic Beasley, DE 2013, 14
Grady Jarrett, DT 2014
Shaq Lawson, DE 2015
Carlos Watkins, DT 2015, 16
Dexter Lawrence, DT 2016-18
Christian Wilkins, DL 2016-18
Austin Bryant, DE 2017, 18
Clelin Ferrell, DE 2017, 18

ACC 50-YEAR SELECTIONS

Michael Dean Perry, DT 1984-97
William Perry, MG 1981-84

NFL PLAYERS

Gaines Adams, DE 2007-09
Tavaris Barnes, DE 2015, 16
Vic Beasley, DE 2015-18
Dan Benish, DT 1983-88
Charles Bennett, DE 2006-08
Da'Quan Bowers, DE 2011-14
Andre Branch, DE 2012-18
Lorenzo Bromell, DE 1998-04
Kourtnei Brown, DE 2014, 15
Jeff Bryant, DT 1982-93
Brenton Buckner, DT 1994-05
John Cagle, DT 1969
Lou Cordileone, DT 1960-68
Corey Crawford, DE 2015
Adrian Dingle, DT 1999-04
Kevin Dodd, DE 2016, 17
Steve Durham, DT 1982
Nick Eason, DT 2004-12
Malliciah Goodman, DE 2013-16
Bill Hudson, DT 1961-63

Bob Hudson, DT 1951-61
Clarence Inabinet, DT 1936
Grady Jarrett, DT 2015-18
Jarvis Jenkins, DT 2011-18
Shaq Lawson, DE 2016-18
Richard McCullough, DT 1989, 90
Chester McGlockton, DT 1992-03
Bryant McNeal, DE 2003-06
Phillip Merling, DE 2008-13
William Perry, MG 1985-94
Michael Dean Perry, DT 1988-97
Robert Potts, DT 1919
Trevor Pryce, DT 1997-10
Archie Reese, DT 1978-84
D.J. Reader, DT 2016-18
Ricky Sapp, DE 2010-14
Dorell Scott, DT 2009-11
Jim Stuckey, DT 1980-87
Brandon Thompson, DT 2012-16
Khaleed Vaughn, DE 2004, 05
Donnell Washington, DT 2004, 05
Carlos Watkins, DT 2017, 18
DeShawn Williams, DT 2015-18

PRO BOWL PLAYERS

Bill Hudson, DT 1961
Chester McGlockton, DT 1994-97
Michael Dean Perry, DT 1989-91, 93, 94, 96
Trevor Pryce, DT 1999-02
Vic Beasley, DE 2016

SUPER BOWL CHAMPIONS

Dan Benish, Redskins 1987
Nick Eason, Steelers 2008
William Perry, Bears 1986
Trevor Pryce, Broncos 1997, 98
Archie Reese, 49ers 1981
Jim Stuckey, 49ers 1981, 84

LINEBACKER TRADITION



TRE LAMAR

1 Stephone Anthony led Clemson's top-ranked total defense in tackles in 2014. He was then selected in the first round of the 2015 NFL Draft by the New Orleans Saints.

3 Number of times Chad Carson was selected to the Verizon Academic All-America team. He was a second-team selection in 1999, and a first-team choice in both 2000 and 2001.

13.1 Average points per game allowed by the 2018 defense, as the linebackers helped Clemson finish first in the nation in scoring defense for the first time in school history.

40 Number of former Tiger linebackers who have gone on to make an NFL roster during the regular season.

43 Jersey number of both Keith Adams and Leroy Hill, two of the last 15 ACC Defensive Player-of-the-Year selections. Adams won the award in the 1999 season and Hill took home the hardware in 2004.

160 Number of tackles posted by B.J. Goodson during the Tigers' 2015 national championship runner-up season. Goodson was first-team All-ACC and then drafted in the fourth round by the New York Giants.

2007 Year former All-American Jeff Davis was inducted into the College Football Hall of Fame.

HONORS

BUTKUS AWARD FINALISTS

Levon Kirkland	1990
Ed McDaniel	1991
Keith Adams	2000
Dorian O'Daniel	2017
Tre Lamar	2018

NATIONAL ROOKIES-OF-THE-YEAR

Anthony Simmons	1995
-----------------	------

ALL-AMERICANS

Jeff Davis	1981
Johnny Rembert	1982
Levon Kirkland	1990, 91
Ed McDaniel	1991
Anthony Simmons	1995-97
Keith Adams	1999, 00
Leroy Hill	2004
Ben Boulware	2016
Dorian O'Daniel	2017
Tre Lamar	2018

ACC PLAYERS-OF-THE-YEAR

Jeff Davis	1981
------------	------

ACC DEFENSIVE PLAYERS-OF-THE-YEAR

Keith Adams	1999
Leroy Hill	2004
Ben Boulware	2016

ALL-CONFERENCE PLAYERS

Vet Sitton	1903
Wyndie Wyndham	1950
Bill Hecht	1965
Butch Sursavage	1965, 66
Jim Catoe	1967, 68
Ronnie Ducworth	1967, 68
Ivan Southerland	1969
Wayne Baker	1971
Larry Hefner	1971
Jonathan Brooks	1977, 78
Randy Scott	1977, 78
Bubba Brown	1978, 79
Jeff Davis	1981
Andy Headen	1982
Johnny Rembert	1982
Edgar Pickett	1983
Henry Walls	1983
Terence Mack	1986
Jesse Hatcher	1988
Doug Brewster	1989, 90

John Johnson	1989, 90
Levon Kirkland	1989-91
Ed McDaniel	1990, 91
Ashley Sheppard	1992
Tim Jones	1993, 94
Wardell Rouse	1994
Anthony Simmons	1995-97
Rahim Abdullah	1998
Keith Adams	1999
Chad Carson	2000, 01
Leroy Hill	2003, 04
Stephone Anthony	2013, 14
Spencer Shuey	2013
Ben Boulware	2015, 16
B.J. Goodson	2015
Kendall Joseph	2017, 18
Dorian O'Daniel	2017
Tre Lamar	2018

ACC 50-YEAR SELECTIONS

Jeff Davis	1978-81
Anthony Simmons	1995-97

NFL PLAYERS

Rahim Abdullah	1999, 00
Keith Adams	2001-07

Kevin Alexander	2010
Stephone Anthony	2015-18
Mike Barber	1995-99
Jonathan Brooks	1979-84
John Cagle	1968
O.J. Childress	1999, 00
Vince Ciurciu	2002-09
Doug Cline	1960-66
Kavell Conner	2010-15
Billy Davis	1984
Jeff Davis	1982-87
Mike Dukes	1960-65
B.J. Goodson	2016-18
Rudy Hayes	1959-62
Andy Headen	1983-88
Larry Hefner	1972-75
Leroy Hill	2005-12
Bob Hudson	1951-61
Brandon Jamison	2005-07
John Johnson	1991-95
Levon Kirkland	1992-02
John Leake	2005, 06
Terence Mack	1987
Ed McDaniel	1992-01
Eldridge Milton	1987
Dorian O'Daniel	2018

Johnny Rembert	1983-88
Wardell Rouse	1995, 96
Patrick Sapp	1996-99
Ashley Sheppard	1993-95
Anthony Simmons	1998-04
Wayne Simmons	1993-98
Darnell Stephens	1995, 96
Tony Steward	2015
Henry Walls	1987
Anthony Waters	2007-10
Jonathan Willard	2013
Keith Williams	1987

PRO BOWL PLAYERS

Johnny Rembert	1988, 89
Levon Kirkland	1996, 97
Ed McDaniel	1998

SUPER BOWL CHAMPIONS

Andy Headen, Giants	1986
Wayne Simmons, Packers	1996
Anthony Waters, Saints	2009

DEFENSIVE BACK TRADITION

A.J. TERRELL

1 Round in which cornerback **Tye Hill** was drafted in 2006. **Hill** was the No. 15 overall selection by the Rams, and he went on to make the NFL All-Rookie team in 2006.

2 Number of Super Bowls that **Byron Maxwell** played for the Seattle Seahawks, winning a title with the organization in 2013.

3 Number of players in Clemson's 2015 secondary that were named to one of the All-ACC teams: **Mackensie Alexander**, **Jayron Kearse** and **Cordrea Tankersley**. The only starter who was not an All-ACC pick was **T.J. Green**, a second-round 2016 NFL draft pick. Clemson's 2018 secondary also produced three All-ACC selections.

6 Number of former Tiger defensive backs who played at least six NFL games in 2018.

9 Number of NFL drafts in the last 11 years in which Clemson had at least one defensive back chosen.

9 Number of Pro Bowls for **Brian Dawkins**, one of the NFL's best safeties. He has more Pro Bowl selections than any other former Tiger.

20 Number of years in the last 24 seasons that Clemson has produced at least one All-ACC defensive back.



HONORS

THORPE AWARD FINALISTS

Tye Hill 2005

ALL-AMERICANS

Bobby Gage 1948
Jackie Calvert 1950
Terry Kinard 1981,82
Donnell Woolford 1987,88
Brian Dawkins 1995
Antwan Edwards 1998
Robert Carswell 2000
Brian Mance 2002
Tye Hill 2005
DeAndre McDaniel 2009,10
Mackensie Alexander 2015
Jayron Kearse 2015
Cordrea Tankersley 2016
Trayvon Mullen 2018

ALL-CONFERENCE PLAYERS

Bob Bailey 1937
Shad Bryant 1939
Fred Knoebel 1951

Wayne Page 1966
Frank Liberatore 1967
Don Kelley 1970
Peanut Martin 1973
Jim Ness 1974
Steve Ryan 1977,78
Rex Varn 1979
Terry Kinard 1981,82
Rod McSwain 1983
Ronald Watson 1984
Delton Hall 1986
Donnell Woolford 1987,88
James Lott 1988,89
Dexter Davis 1989,90
Robert O'Neal 1989,91,92
Brian Dawkins 1993-95
Andre Humphrey 1993
Leomont Evans 1995
Dexter McCleon 1996
Antwan Edwards 1997,98
Robert Carswell 1999,00
Charles Hafley 2001
Brian Mance 2002

Justin Miller 2002,04
Tye Hill 2005
Michael Hamlin 2007,08
DeAndre McDaniel 2009,10
Rashard Hall 2012
Bashaud Breeland 2013
Garry Peters 2014
Mackensie Alexander 2015
Jayron Kearse 2015
Cordrea Tankersley 2015,16
Jadar Johnson 2016
Trayvon Mullen 2017,18
Tanner Muse 2018
A.J. Terrell 2018

ACC 50-YEAR SELECTIONS

Terry Kinard 1979-82

NFL PLAYERS

Mackensie Alexander 2016-18
Bashaud Breeland 2014-18
Crezdon Butler 2010-16
Robert Carswell 2001,02

Chris Clemons 2009-15
Darrel Crutchfield 2001
Kenny Danforth 1987
Dexter Davis 1991-95
Ty Davis 1985-87
Brian Dawkins 1996-11
Antwan Edwards 1999-05
Leomont Evans 1996-99
Jamaal Fudge 2006-09
Marcus Gilchrist 2011-18
T.J. Green 2016-18
Delton Hall 1987-93
Michael Hamlin 2009,10
Jerome Henderson 1991-98
Tye Hill 2006-09
Jayron Kearse 2016-18
Terry Kinard 1983-90
Al Latimer 1979-84
Byron Maxwell 2011-17
Dexter McCleon 1997-06
Rod McSwain 1984-90
Jonathan Meeks 2013-16
Justin Miller 2005-09

Robert O'Neal 1993-96
Coty Sensabaugh 2012-18
Cordrea Tankersley 2017,18
James Trapp 1993-03
Charlie Waters 1970-81
Perry Williams 1987
Donnell Woolford 1989-97

PRO BOWL PLAYERS

Charlie Waters 1976-78
Terry Kinard 1988
Brian Dawkins 1999,01,02,04-06,08,09,11

SUPER BOWL CHAMPIONS

Terry Kinard, Giants 1986
Charlie Waters, Cowboys 1971,77
Dexter McCleon, Rams 1999
James Trapp, Ravens 2000
Byron Maxwell, Seahawks 2013

LETTERMEN

A		
Player	VL	Year(s)
Aaron, Jack	3	1961,62,63
Abdullah, Rahim	3	1996,97,98
* Abell, Frank	2	1931,32
Abney, Terrence	1	1992
Abrams, Jimmy	2	1966,67
Adams, Eddie	1	2008
* Adams, J.P.	3	1914,15,16
Abreu, Ed	1	1978
Adams, Dymon	1	1998
* Adams, Gaines	4	2003,04,05,06 ^{cc}
Adams, Keith	3	1998,99,00
Adams, Spencer	2	2009,10
Adams, Rod	1	1991
Addison, Jimmy	3	1965,66,67 ^{cc}
* Adkins, Gary	4	1976,77,78,79
Aiken, Martin	3	2013,14,15
Albergotti, Toby	1	2002
Alexander, Gary	3	1973,74,75
Alexander, Kevin	4	2006,07,08,09
Alexander, Mackensie	2	2014,15
Alford, Hugh	1	1945
* Alford, J.L.	1	1916
* Aliffi, Vic	2	1961,63
* Allen, Banks	2	1906,07
Allen, Dwayne	3	2009,10,11
Allen, Michael	4	1995,96,97,98
Allen, Terry	3	1987,88,89
Allen, Thad	4	1974,75,76,77
Alley, Kendall	3	1981,82,83
* Allison, J.W. (Switzer)	4	1917,18,19,20
Altman, Ed	2	1996,97
Ammons, Billy	3	1966,67,68 ^{cc}
Anchrum, Tremayne	3	2016,17,18
* Anderson, Ben	3	1970,71,72
Anderson, Jack	3	1968,69,70
* Anderson, Joe	3	1960,61,62
* Anderson, Randy	3	1985,86,87
Anderson, Sam	3	1958,59,60
Anderson, Tony	3	1970,71,72
Anderson, Willie	3	1972,73,74 ^{cc}
Andreas, Karl	3	1971,72,73
Andreo, Ron	3	1959,60,61 ^{cc}
Andrews, Daniel	4	2008,09,10,11
Ankuta, Neuf	2	1954,55
Anthony, Shaq	2	2012,13
Anthony, Stephone	4	2011,12,13,14 ^{cc}
Anthony, Vernie	2	1981,82
Ard, Wendall	2	1943,44
Ardley, Alex	3	1998,99,00
Ariri, Obed	4	1977,78,79,80
* Armstrong, F.E. (Boo)	3	1918,19,20 ^{cc}
* Armstrong, Hoyt	1	1921
Armstrong, Junior	1	1930
Armstrong, Lon	3	1959,60,61
Arrington, Vandell	3	1981,82,83
* Arthur, Gary	3	1966,67,68
* Asbill, Henry	3	1927,28,29
Ashe, Terrance	4	2007,08,09,10
Austin, Cliff	4	1978,80,81,82
Austin, Javis	2	1997,98
* Austin, P.B. (Plowboy)	2	1925,26
Austin, Thomas	4	2006,07,08,09 ^{cc}
* Avery, Wingo	3	1953,54,55 ^{cc}

B		
Player	VL	Year(s)
Baham, Curtis	3	2003,04,05
* Bailes, J.P.	3	1919,20,21
* Bailes, W.B.	1	1922
* Bailey, Bob	3	1936,37,38
Bailey, Greg	1	1987
Bailey, Matt	4	1998,99,00,01
Bailey, Rick	3	1982,83,84
Bak, Jeff	4	1985,86,87,88
Baker, Adrian	2	2014,15
Baker, Archie	3	1950,51,52
Baker, Bryan	1	2007
Baker, Carl	1	1996
Baker, Wayne	3	1969,70,71
Baldwin, Bob	1	1964
Baldwin, Mike	1	1974
Balles, Joe	2	1961,63
Banasiewicz, Brent	3	1995,96,98
* Banks, B.C. (Stumpy)	5	1915,16,17,18 ^{cc} ,19 ^{cc}
Barbary, Bill	2	1955,57
Barber, Mike	4	1991,92,93,94
Barfield, Don	3	1964,65,66

Barnes, Daniel	1	2010
Barnes, Gary	3	1959,60,61
Barnes, Tavaris	4	2011,12,13,14
Barnette, Jimmy	2	1968,69
* Barnwell, T.G	1	1902
Barry, Durrell	4	2006,07,08,09
Barter, Lynn	2	1971,72
* Bartlet, J.H.	1	1917
Bartley, Howard	3	1996,97,98
Barton, Paul	1	1994
Barton, Tom	3	1950,51,52
Basich, Rick	1	1980
Basileo, Derek	1	1997
* Bates, Joe A. (Warhorse)	3	1909,10,11
* Bates, J. Mc	1	1918
Battle, Isaiah	3	2012,13,14
Bauman, Charlie	4	1977,78,79,80
Beasley, David	4	2011,12,13,14
Beasley, Gene	4	1985,86,87,88
Beasley, Kenny	1	1985
Beasley, Vic	4	2011,12,13,14
Bell, Jimmy	3	1962,63,64 ^{cc}
Bell, Randy	1	1967
Bell, Larry	2	1969,70
Bell, Shadell	1	2017
Bell, Wayne	3	1964,65,66
Bell, William	1	1988
Bellamy, Mike	1	2011
* Bellows, C.A.	1	1900
Belton, Mitch	3	1988,89,90
Bench, Elmer	4	1994,95,96,97
Bengel, Gordy	3	1971,72,73
Benish, Dan	4	1979,80,81,82
Bennett, Charles	4	2002,03,04,05 ^{cc}
Bennett, Nathan	4	2003,04,05,06
Benton, Spencer	4	2009,10,11,12
Berlin, Steve	3	1983,84,85 ^{cc}
Berry, Mike	1	1989
* Berry, Joe (Net)	3	1934,35,36 ^{cc}
Berryhill, Tony	3	1979,80,81
Bethea, Fitzhugh	1	1983
Bethea, Frank	3	1973,74,75
Bevelle, Kaleb	1	2017
Bevelle, Kelby	1	2017
Bever, Joe	1	2002
Beville, Scott	3	1988,89,90
Bianchi, Jordan	1	2015
Billie, Tramaine	4	2003,04,05,07
* Bissell, Paul L.	3	1909,10,11 ^{cc}
* Black, Carl	3	1936,38,39 ^{cc}
* Black, Manuel	3	1934,35,36 ^{cc}
Black, Nick	3	2000,01,02
Black, Tommy	1	1961
* Black, Wendall	3	1959,60,61
Blackwelder, Tim	1	1975
Blackwell, Joe	2	1963,64
* Blain, J.M.	1	1896
* Blakeney, Rock	1	1930
* Blalock, Joe	3	1939,40,41
Blanks, Travis	3	2012,13,15 ^{cc}
Blanton, Bo	2	1979,80
* Blease, J.W.	2	1898,00
* Blessing, Jim	2	1939,40
* Blinsky, Nick	1	1993
Blunt, Rodney	4	1990,91,92,93
Bockhorst, Matt	1	2018
Bodine, Rob	3	1989,90,91 ^{cc}
Bodrick, Altroy	4	1998,99,00,02
Bolin, Doug	1	1991
Bollinger, Rich	1	1976
Bolubasz, John	3	1971,72,73
Boozler, Tom	3	1972,73,74
Bosler, Bob	3	1970,71,72
Bost, Ed	3	1959,60,61
Bostic, Jeff	3	1977,78,79
Bostic, Joe	4	1975,76,77,78
Boulware, Ben	4	2013,14,15,16 ^{cc}
Bounds, David	1	1981
Bowen, Joe	2	1953,55
Bowers, Da'Quan	3	2008,09,10
Bowick, Ray	1	1958
Bowlan, Roland	2	1973,74
Bowles, H. Julian	3	1923,24,25
Bowles, M.G. (Monk)	3	1929,30,31
Bowman, Nick	3	1979,80,81
Boyd, Tajh	4	2010,11,12,13 ^{cc}
Boyer, Shelton	3	1983,84,85
Boyette, Johnny	3	1962,64,65 ^{cc}
* Boykin, Bolivar	1	1909

* Box, Carlon	1	1984
Bradford, Eric	2	1995,96
* Bradley, L.T. (Prep)	1	1925
* Brady, Kevin	2	1984,85
Branch, Andre	4	2008,09,10,11 ^{cc}
* Brandon, T.B.	3	1914,15,16
Brantley, Craig	3	1973,74,75
Brantley, Derrick	2	2001,02
Branton, Joey	3	1965,66,67
Bratton, Bruce	4	1988,89,90,91
Bray, Cliff	3	1976,77,78
* Breedlove, Billy	1	1956
* Breedon, Joe	1	1901
Breeland, Bashaud	3	2011,12,13
Breadard, Darrell	1	2013
Brewer, Xavier	4	2009,10,11,12 ^{cc}
Brewster, Doug	4	1987,88,89,90
Brice, Chase	1	2018
Brice, Jaquarius	1	2016
Brice, Michael	1	1996
Brickley, Glenn	1	1985
Brisacher, Art	3	1971,72,73
Brisendine, Rod	1	1946
* Bristol, W.H.	3	1912,13,14
* Britt, Ben	3	1910,11,12 ^{cc}
* Britt, D.C. (Toots)	2	1907,09
* Britt, S.L.	1	1910
Broadwater, Crosby	2	1986,87
Brodie, Bunny	2	1948,49
* Brock, W.T.	2	1896,97 ^{cc}
Bromell, Lorenzo	2	1996,97
Brooks, Jonathan	4	1975,76,77,78
Brooks, Zac	3	2012,13,15
Broomfield, Donald	4	1995,96,97,98 ^{cc}
Brown, Beau	1	2015
Brown, Dave	1	1962
* Brown, Gary	4	1979,80,81,82
* Brown, H.W.	1	1916
Brown, Jaron	4	2009,10,11,12 ^{cc}
Brown, Jim	1	2015
Brown, Kantrell	4	2008,09,10,11
Brown, Ken	4	1980,81,83,84
Brown, Kourtnei	4	2007,08,10,11
Brown, Lester	4	1976,77,78,79
Brown, Lockie	1	1981
Brown, Marlon (Bubba)	4	1976,77,78,79 ^{cc}
Brown, Mike	3	1989,90,91
Brown, Norris	4	1989,90,91,92
Brown, Ray	4	1979,81,82,83
Brown, Ricky	3	1971,72,73
Brown, Roy	4	1980,81,82,83
* Brown, Tom I.	3	1933,34,35
* Browne, G.H. (Skeet)	1	1913
Browning, Kyle	3	2003,04,05
Browning, Sebo	1	1984
Brumley, Lacy	4	1974,75,76,77
* Brunson, Jack	3	1948,49,50
Brunson, Lawrence	2	1984,85
* Bruorton, H.B.	3	1954,55,56
Bryant, Austin	4	2015,16,17,18
Bryant, Kelly	3	2015,16,17
* Bryant, Bill	3	1935,36,37
* Bryant, Dwayne	3	1990,91,92
Bryant, Jeff	4	1978,79,80,81
* Bryant, Joe	3	1950,51,52
Bryant, Martavis	3	2011,12,13
* Bryant, Shad	3	1937,38,39
Bryant, Terry	4	1997,98,99,00
Buchholz, Mark	2	2007,08
Buckner, Brentson	4	1990,91,92,93
Buckner, Mike	3	1971,72,73 ^{cc}
Buford, William	1	1992
Bukowsky, Dick	3	1969,70,71
Bullard, Wilbur	1	1983
Bulman, Matt	1	1994
Bundren, Jim	4	1994,95,96,97
Bunton, Donnie	3	1955,56,57
Bunton, Ted	3	1962,63,64 ^{cc}
Burbick, Bruce	1	1967
Burgess, Robert	2	1973,74
Burgner, Grady	3	1967,68,69
Burley, Rion	1	1993
* Burnett, George	3	1966,67,68
Burnette, Derek	2	1992,93
Burnette, Kevin	1	2003
Burrell, T.J.	2	2013,14
* Burton, C.C.	2	1921,22
Burton, Dave	1	1965
Burton, Richard	1	1984

Buscher, L.E.	2	1934,36
Bush, Jack	3	1955,56,57
Bush, Jovon	4	1998,99,00,01
* Bussey, Charlie	3	1954,55,56 ^{cc}
Bussie, Arthur	2	1990,91
Bustle, Rickey	3	1974,75,76
Butcher, Brian	3	1980,81,82
* Butler, Butch	4	1941,42,43,45
Butler, Cezdon	4	2006,07,08,09
Butler, Jerry	3	1976,77,78
Butler, Matt	4	1995,96,97,98
Butler, Richard	3	1982,83,84
Buttermore, Curt	3	1972,73,74
Butz, Sam	1	1945
* Byers, Monty	1	1942
Byers, Roderick	4	2012,13,14,15
* Byrd, Gary	3	1950,51,52
Byrd, Gary	4	1999,00,01,02

C		
Player	VL	Year(s)
* Cagle, Bully	3	1940,41,42
Cagle, John	3	1966,67,68
Cagle, Mavis	4	1944,45,46,47
Cain, Deon	3	2015,16,17
Cain, Harold	3	1974,75,76
Cain, Jack	3	1978,79,80
Cain, Sammy	3	1967,68,69
Caldwell, Charlie	2	1969,70
Caldwell, Mark	1	1980
Calhoun, Darren	4	1990,91,92,93
Callahan, Sonny	1	1971
Callicutt, Ken	4	1973,74,75,77
Calvert, Forrest	2	1950,53
* Calvert, Jackie	3	1948,49,50
* Calvert, Jim	2	1949,50
Cameron, DeChane	3	1989,90,91 ^{cc}
* Camp, Bill	1	1904
Campbell, Blake	1	1988
Campbell, Jeremy	4	2006,07,08,09
Candler, Steedley	1	1967
* Cann, George	2	1920,21
Cannon, Brandon	3	2003,05,06
* Cannon, C.L.	1	1907
* Cannon, W.M.	1	1915
Caplan, Stu	2	1964,65
Capote, Christian	3	2005,06,07
Caputo, Paul	3	1990,91,92
Carey, Chris	1	2006
Carman, Jackson	1	2018
Carothers, Rocky	3	1948,49,50
Carr, Brian	1	2003
Carr, Michael	1	1989
Carson, Chad	4	1998,99,00 ^{cc} ,01 ^{cc}
* Carson, Gene	2	1948,49
* Carson, Jules L. (Doc)	4	1910,11,12,13
Carson, Lynn	2	1973,75
Carswell, Robert	4	1997,98,99,00
Carter, Andre	4	1993,94,95,96
* Carter, Bert	1	1906
Carter, Henry	4	1984,86,87,88
Carter, Oscar	2	1969,70
Carter, Ryan	4	2014,15,16,17 ^{cc}
Case, Johnny	3	1961,62,63
Cassady, Sonny	3	1968,69,70
Cassidy, Richard	1	1992
Catanzaro, Chandler	4	2010,11,12,13
* Cathcart, Joe	1	1933
Catoo, Jimmy	3	1966,67,68 ^{cc}
Cauble, Charlie	1	1969
* Caughtman, F. Porter	1	1907
* Caughtman, Kenny	3	1911,12,13
Cervenka, Gage	3	2016,17,18
Chalk, J.C.	2	2017,18
Chamberlain, Force	3	1970,71,72
Chambers, Sadat	4	2006,07,08,09
Chancellor, Chris	4	2006,07,08,09 ^{cc}
Chancellor, Demerick	1	2006
Chandler, Tommy	1	1949
Charpia, Bo	1	2001
Charpia, Ryan	2	2003,04
Charpia, Rusty	3	1986,87,88
Chappelle, Glenn	1	1984
Chappell, Henry	1	1943
Chappell, James	3	1995,96,97
* Charleston, Pat	3	1

LETTERMEN

Chavis, Miguel	4	2007,08,09,10
Chavous, Raymond	4	1985,86,87,88
Cheatham, Andy	3	1982,83,84
Cheek, Randy	2	1980,81
Chester, Jermyn	3	2000,01,02
Childers, Stan	1	1971
Childers, Tim	3	1981,82,83
Childers, Tracy	2	1962,63 ^c
Childers, Wilson	3	1965,66,67
Childress, Gary	4	1997,98,99,00
* Childress, John	3	1948,49,50
Childress, O.J.	4	1995,96,97,98
Chipley, Bill	2	1940,41
Choice, Adam	4	2014,16,17,18 ^{cc}
* Chovan, Phil	1	1938
* Chreitzberg, C.K.	1	1898
* Chreitzberg, A.M.	1	1896
Christian, Quandon	4	2010,11,12,13 ^{cc}
Chuy, Don	2	1961,62
Ciniero, Geoff	2	1985,86
Ciurciu, Vince	2	1988,99
Clamp, John	1	1991
* Clanton, Ray	4	1945,46,47,48
* Clardy, Warren	1	1904
Clark, Brian	3	1979,80,81
* Clark, Chip	3	1942,45,46 ^c
Clark, Donnell	4	2003,04,05,06
* Clark, Dwight	4	1975,76,77,78
* Clark, W.C.	2	1906,07
Clay, Antonio	3	2005,06,07
Clayton, David	1	1984
Clear, Brandon	3	2008,09,10
Clear, Byron	2	2008,09
Clemons, Chris	4	2005,06,07,08
Cleveland, Olin	2	1945,46
Clifford, Chris	2	1975,76
Clifford, Mark	1	1979
* Cline, Doug	3	1957,58,59
Cloy, Mason	4	2008,09,10,11
Cobb, Joe	1	1989
Cobb, Maret	3	1972,73,74
* Cochran, J.T. (Boots)	3	1908,09,10
Cockerill, William	1	2015
Cockfield, Barry	1	1966
Coffey, Bob	2	1974,75
* Cogburn, H.L.	1	1903
* Colbert, W.C. (Pinky)	3	1919,20,21
Coleman, Bob	3	1959,60,61
* Coleman, Dan	3	1937,38,40
Coleman, Duane	4	2003,04,05,06
Coleman, Eric	4	2001,02,03,04 ^{cc}
Coleman, Jim	3	1954,55,56
* Coles, Marion (Pony)	3	1910,11,12
* Coles, Stick	3	1906,07,08 ^c
Coley, James	4	1985,86,87,88
Collins, Jason	3	1994,95,97
* Collins, Joe	1	1928
Collins, Michael	2	2003,04
Compton, Gary	2	1958,59
Cone, Fred	3	1948,49,50 ^c
* Connelly, Bill	2	1909,10
Conner, Kavell	4	2006,07,08,09 ^{cc}
* Cook, Pete	3	1950,51,52
* Cooper, Gary	4	1986,87,88,89
Cooper, Jay	3	1964,65,66
Cooper, Richard	2	1963,64
Cooper, Sam	4	2011,12,13,14 ^{cc}
Cooper, Scotty	3	2007,08,09
Cooper, Zerrick	1	2017
Cordileone, Lou	3	1957,58,59
* Cornell, Mike	3	1973,74,75
Costa, Drew	1	2017
Cote, Kyle	3	2016,17,18
Coursey, Tom	1	1949
* Cox, Carol	4	1945,47,48,49
* Cox, Cary	2	1946,47 ^c
Cox, Ed	1	1949
* Cox, Jack	2	1948,49
* Cox, M.E.	2	1914,15
* Cox Jr., Walter	2	1938,39
Cox, Walter III	3	1961,62,63
* Cox, Wyatt	2	1957,58
Craig, Arthur	3	1965,55,67
Craig, Bob	3	1966,68,69
Craig, Joe	1	2011
* Craig, Johnson	2	1931,32
* Craig, Marion (Hawk)	3	1940,41,42 ^{cc}
Crain, Pat	3	1962,63,64
Crain, Willis	1	1954

Crawford, Barclay	3	1950,51,52
Crawford, Corey	4	2011,12,13,14
Crawford, Craig	2	1983,84
Crawford, Eddie	1	1974
Creed, Steve	1	2003
Crite, Brendon	3	1980,81,82
Crolley, Ronnie	3	1959,60,61
Crooks, Kenya	3	1994,95,96
Cropp, Willie	2	1966,68
Crosby, Roscoe	1	2001
Cross, Marvin	3	1992,93,94
* Crout, Sammy	2	1958,59
Crowder, Tyrone	4	2014,15,16,17 ^{cc}
* Croxton, Bill	3	1933,34,35
Cruce, Jeff	2	1983,84
Crutchfield, Darrel	4	1997,98,99,00
* Cumbie, Alton	2	1944,45
Cumbie, Jamie	3	2006,07,09
* Cunningham, Bennie	3	1973,74,75 ^{cc}
Cunningham, James	1	1975
* Cummings, Pony	3	1932,33,34
Currie, Airese	4	2001,02,03,04 ^{cc}
Currie, Rudy	3	1995,96,97
Curry, Carlos	4	1992,93,94,95
Curtis, Ralph	1	1946
Curtis, Rodney	1	1985
* Cuttino, H.B. (Hop)	2	1925,26
Cyrgalis, Pat	1	1999

Player	VL	Year(s)
Daigneault, Doug	2	1958,59
* Dailey, B.T.	1	1915
Daniel, Ralph	3	1969,70,71
Danforth, Kenny	3	1983,84,85
Dantzler, Ellis	3	1963,64,65
Dantzler, Woodrow	4	1998,99,00,01 ^{cc}
Davidson, C.J.	3	2013,14,15
* Davidson, L.S.	2	1925,26
Davis, Billy	4	1980,81,82,83
Davis, Chip	4	1986,87,88,89
Davis, Cortez	1	2012
Davis, David	4	1988,89,90,91
Davis, Dexter	3	1988,89,90
* Davis, Footsie	3	1930,31,32
* Davis, Guy	3	1926,27,28
Davis, Hal	3	1962,63,64
Davis, Heide	3	1970,71,72
Davis, J.D.	4	2015,16,17,18
Davis, James	4	2005,06,07,08 ^{cc}
Davis, Jason	4	1990,91,92,93
Davis, Jeff	4	1978,79,80,81 ^{cc}
Davis, Jerry	2	1972,73
Davis, Jud	4	1944,45,47,48
Davis, Judah	4	2015,16,17,18
Davis, Kalon	4	2011,12,13,14
Davis, Orlando	1	1995
* Davis, St. Clair	1	1928
Davis, Ty	3	1982,83,84
Davission, Kyle	1	2008
Dawkins, Brian	4	1992,93,94,95
Dawson, Eric	1	1985
Day, Dean	1	1981
Dean, Jad	4	2003,04,05,06
* Deanhart, Luke	4	1946,47,48,49
Deanhart Jr., Luke	1	1971
DeBardelaben, Bob	2	1958,59
DeBeer, Tim	4	2003,04,05,06
Decock, Bruce	3	1971,72,73
* DeCosta, E.J. (Beef)	2	1901,02
* Deitz, Frank	2	1939,40
* DeLoach, Billy	1	1949
Deluliis, Frank	4	1985,86,87,88
Delusme, Ronny	3	2001,02,03
Demaras, Steven	1	2011
Demery, Pete	1	1981
Demps, Reggie	2	1989,90
DePew, Bill	2	1968,69
DePrimio, Nick	1	2003
* Derrick, O.L. (Puss)	3	1903,05 ^c ,06
Derriso, Steve	4	1990,91,92,93
DeSimone, Dick	3	1954,56,57
DeStefano, Patrick	1	2013
DeSue, Tony	4	1993,94,95,96
Devane, William	4	1980,81,82,83
Dial, Alex	1	1992
* Dickinson, Laury	1	1905
Dieckmann, Phillip	1	2004
Diehl, Chad	4	2008,09,10,11 ^{cc}

Diggs, Bubba	4	1978,79,81,82
* Dillard, Bill	3	1932,33,34
DiMucci, Dan	3	1949,50,51
Dingle, Adrian	4	1995,96,97,98
Diomande, Andrew	1	2006
Dixon, Bruce	1	1989
Dixon, Lyn-J	1	2018
Dixon, Terrance	1	1992
Dodd, Kevin	3	2012,14,15
Dolce, Chris	2	1978,79
Donaldson, Richard	3	1982,83,84
Dorn, Jim	3	1969,70,71
* Dotterer, E.G. (Gilly)	2	1922,23
Dotherow, Fudge	1	1962
* Douthit, Claude (Pug)	4	1898,99,00,01 ^c
Downer, Cole	2	2004,05
Downs, Anthony	2	1994,95
* Dozier, Ted	3	1931,32,33
Drag, Mark	4	1985,86,87,88
Driver, Stacey	4	1982,83,84,85
* Duckett, Graves	1	1916
* Duckworth, Joe	3	1898,99,00
Ducworth, C.H.	1	1974
Ducworth, George	3	1968,69,70
Ducworth, Ronnie	3	1966,67,68 ^{cc}
Ducworth, Thomas	1	1973
Dukes, Marion	4	2003,04,05,06
* Dukes, Mike	3	1956,57,58
Duley, Tom	1	1965
Dumas, Charlie	3	1962,63,64
Duncan, John	1	1984
Dunhan, David	4	2002,03,04,05
* Dunlap, Tom	2	1919,20
Dunn, Adrien	3	2014,15,16
Dunn, K.D.	4	1981,82,83,84
Dunnican, Kelton	3	1994,95,96
* Durham, Steve	4	1977,78,79,80
* Dye, Tyshon	3	2014,15,16
Dye, Xavier	4	2007,08,09,10
Dyer, Clint	3	1945,46,48
* Dyess, Jimmie	1	1929

Player	VL	Year(s)
Earle, James	4	1984,85,86,87
* Earle, J.C.	1	1900
Early, John	1	2008
Eason, Nick	4	1999,00,01,02 ^{cc}
Easton, Lance	2	1991,92
Eaves, Robin	1	1990
Eberhart, Terry	1	1958
Edwards, Antwan	4	1995,96,97,98
Edmond, Marcus	3	2015,16,17
Eidson, Wesley	2	1967,68
Eley, Thomas	1	1975
Ellenburg, Charlie	2	1966,67
Ellington, Andre	4	2009,10,11,12 ^{cc}
Elliott, Tony	4	2000,01,02,03 ^{cc}
Ellis, David	2	1999,00
Ellis, Joe	3	1981,83,84
Ellis, Wesley	3	1996,97,98
* Ellison, Gill	2	1904,05
Elvington, B.B.	3	1968,69,70 ^{cc}
* Emanuel, Emmett	3	1920,21,22 ^c
* Emerson, Jack	1	1947
Engel, Karl	1	1962
English, Tom	1	1968
Enzor, Scott	2	1985,86
Eppes, Roy	2	1976,77
Eppley, Mike	3	1982,83,84 ^{cc}
* Epps, M.H. (Pepper)	1	1910
Esgro, Greg	1	1984
* Eskew, H.L. (Bud)	3	1925,26,27 ^c
Estes, David	2	2015,16
Ethridge, Brooks	1	1970
Ethridge, Don	3	1969,70,71
Etienne, Travis	2	2017,18
Etta-Tawo, Etta	1	2006
Evans, Charlie	1	1962
Evans, David	3	1997,98,99
Evans, Leomont	4	1992,93,94,95
Eyler, Rick	2	1968,70
* Ezell, J.F. (Sam)	2	1909,10
* Ezell, R.B. (Doc)	1	1912

Player	VL	Year(s)
Fabers, Leon	2	1972,73
Facciolo, Mike	3	1964,65,66 ^c

Faerber, Nelson	3	2006,07,08
Fajgenbaum, Phillip	4	2010,11,12,13
Falcinelli, Justin	4	2015,16,17,18
Farnham, Dave	3	1969,70,71
Farr, James	4	1980,81,82,83 ^{cc}
Feaster, Rodney	4	1999,00,01,02
Feaster, Tavien	3	2016,17,18
Fellers, Mark	3	1972,73,74 ^{cc}
* Fellers, Stan	3	1932,33,34
Ferrell, Clelin	3	2016,17,18 ^{cc}
Few, Bill	3	1955,56,57
* Fewell, J.A. (Jake)	2	1924,25
Fewster, Butch	3	1990,91,92
Fields, Mark	4	2015,16,17,18
Fields, Stacy	4	1987,88,89,90 ^{cc}
* Finklea, Gary	3	1923,24,25 ^c
* Finley, States Right G.	2	1916,17
Fisher, Brad	3	1979,80,81
Fitzpatrick, Pat	1	1978
Flagler, Terrence	4	1982,84,85,86 ^{cc}
* Flatthman, Gene	1	1936
* Fleming, F	2	1907,08
* Fleming, J.M. (Fatty)	1	1925
* Fleming, Vic	2	1930,31
* Fleming, W.H.	2	1929,30
Flesch, Jeb	4	1988,89,90,91
Fletcher, Rodney	2	1988,89
Flowers, Bradley	1	2007
Flowers, Kenny	4	1983,84,85,86
* Floyd, George	2	1939,40
* Floyd, Joe	1	1993
Fogle, Lou	3	1961,62,63
* Folger, Mac	3	1934,35,36
Forbush, Matt	1	2005
Forbush, Wes	1	2013
Ford, Andy	4	1993,94,95,96
Ford, Brandon	4	2009,10,11,12
Ford, Jacoby	4	2006,07,08,09
Ford, Peter	4	1993,94,95,96
* Fordham, Red	2	1930,31 ^c
Forney, Warren	4	1991,92,94,95
Foster, Jon	1	1988
Foster, Justin	2	2017,18
* Forsythe, J.A. (PeeWee)	3	1901,02,03
* Forsythe, W.C.	4	1898,99,00,01
Fortner, Jeff	2	1991,92
Fountain, Maurice	4	2001,02,03,04
Fox, Angelo	2	1987,88
Fox, DoMarco	4	1996,97,98,99
Francis, Touré	3	2000,01,03
Franklin, Chris	2	1993,94
* Franklin, Harry	2	1941,42
Freeman, Dalton	4	2009,10,11,12 ^{cc}
* Freeman, Eddis	4	1943,44,45,46
* Frew, W.L. (Red)	1	1918
Frierson, Bob	1	1982
* Fritts, George	3	1939,40,41
Fruhmorgen, Jake	2	2015,16
Fry, Dustin	4	2003,04,05,06
Fry, Roman	4	2003,04,05,06
Fudge, Jamaal	4	2002,03,04,05 ^{cc}
* Fuller, C.J.	3	2015,16,17
Fuller, Steve	4	1975,76,77 ^{cc} ,78 ^{cc}
Fulmer, John	3	1967,68,69
Fulmer, Zach	1	2013
Funderburk, Mike	1	1968
Furr, Stephen	3	2002,04,05
* Furtick, Fritz	4	1903,04,05,06 ^c

G		
Player	VL	Year(s)
Gabriel, Elsmore	2	2006,07
Gaddis, C.J.	3	2004,05,06
* Gage, Bobby	4	1945,46,47,48
Gaillard, Jerry	4	1978,79,80,81
* Gainer, Chick	4	1943,46,47,48
Gaither, Darius	1	2007
Gallman, Wayne	3	2014,15,16
Galloway, Braden	1	2018
Galloway, G.G.	4	1972,73,74,75
Galuska, Pete	3	1969,70,71
Gamble, Jason	2	1997,98
* Gandy, A.P. (Hop)	4	1909,11,12,13 ^c
* Gantt, W.A.	1	1905
* Gantt, Jonnie	1	1902
Gardner, Joel	2	2000,01
Gardner, Rod	4	1997,98,99,00 ^{cc}
Gardocki, Chris	3	1988,89,90
* Garick, Richard	3	1966,67,68

LETTERMEN

* Garrison, Bill	2	1902,03
* Garrison, C.C.	1	1923
Garrison, Gene	1	1953
* Gaskin, Dreher	3	1950,51,53 ^{cc}
Gasque, Mike	2	1980,81
* Gassaway, Jim	2	1928,29
* Gaston, Clark	3	1961,62,63
* Gaston, R.T.	3	1905,06,07
Geathers, Eddie	3	1978,79,80
* Gee, C.F. (Little Mutt)	3	1912,13,14
* Gee, J.G. (Mutt)	4	1914,15,16,17
Gehret, Guy	3	1972,73,74
Gemas, Kevin	2	1983,84
Gennerich, Gary	3	1970,71,72
* Gentry, Charlie	3	1896,97,98
* Gentry, Frank	3	1950,51,52
Geohaghan, Ronald	1	2013
* George, A.P.	2	1899,00
* George, Buck	4	1951,52,53,54 ^{cc}
Gerald, Henry	1	1965
Gerrald, Steve	1	1988
Geter, Eric	4	1989,90,91,92
* Gettys, E.F. (Red)	4	1918,19,20,21
Gibbs, Steve	4	1974,76,77,78
Gibson, Cameron	1	1988
Gibson, Ford	2	1972,75
Gibson, Jefferie	1	2015
* Gibson, Tyrone	3	1989,91,92
Giella, Zach	3	2016,17,18
Gilchrist, Marcus	4	2007,08,09,10 ^{cc}
Gillespie, Bill	1	1943
* Gillespie, Dick	2	1948,50
Gillespie, Frank	3	1946,47,48
Gillespie, Nathan	3	2000,01,02
Gilliam, Sergio	4	2003,04,05,06
* Gilmer, Grover G.	4	1917,19,20,21
* Gilmer, Frank	3	1908,09,10
Gilstrap, Clay	2	1986,87
Gilstrap, Earl	2	1970,71
Gilstrap, Rick	3	1969,70,71
Glaze, Coleman	3	1960,61,62
Glenn, Ed	2	1993,94
Glenn, Joe	4	1979,80,81,82
Gobble, Robert	1	1958

Godfrey, Pat	2	2017,18
Godfrey, Steve	2	1976,77 ^{cc}
Goehring, Jim	2	1976,77
Goff, Johnnie Mac	1	1968
Goggins, Harold	4	1975,76,77,78
* Goins, Gus	3	1936,37,38
Goldberg, Bob	2	1977,78
Goode, Alex	1	2014
Goodine, Duane	1	2000
* Gooding, R.F. (Fatty)	1	1904
Goodloe, John	1	1977
Goodman, Malliciah	4	2009,10,11,12
Goodnature, Brennan	1	2015
Goodrich, Mario	1	2018
Goodson, B.J.	4	2012,13,14,15 ^{cc}
Goodson, Robert	1	1996
Goudelock, David	2	1990,91
Gordon, Chuck	1	1976
Gore, Buddy	3	1966,67,68
Gore, Joe	4	2012,13,14,15
Goss, Dennis	2	1971,72
Graham, Bernie	2	1950,51
* Graham, George	1	1944
Granger, Ty	4	1985,86,87,88
Grant, Jamarcus	3	2006,07,08,09
Grant, Kelvin	2	2003,04
Gravely, Mike	1	1974
* Gray, Bill	1	1911
Gray, Ricky	1	1980
Grdijan, John	3	1955,56,57 ^{cc}
* Green, Harry	2	1901,02
Green, Mervin	1	1988
Green, Noah	2	2016,18
Green, T.J.	3	2013,14,15
Green, Zach	2	2004,06
Greenawalt, Stan	1	1973
Greene, Adrian	2	1996,97
Greene, Earle	2	1955,56
Greene, Gerry	1	1991
* Greene, Johnny	1	1955
Greene, Nealon	4	1994,95,96,97
Greenlee, D.J.	3	2015,16,17
* Gresham, Metz	1	1929
* Gressette, Larry	3	1951,52,53

Gressette, Nathan	3	1951,52,53 ^{cc}
Grier, Marrio	2	1992,93
Griffin, Steve	4	1982,84,85,86
Griffith, Frank	2	1954,55
* Grigsby, Billy Luke	3	1948,49,50
Grimes, Tyler	3	1986,87,88
Grisham, Tyler	4	2005,06,07,08 ^{cc}
Groomes, Carter	1	2018
Groomes, Christian	1	2017
* Groover, Cory	2	2004,05
Gue, Tommy	3	1959,60,61
Guess, Henry	4	1992,93,94,95
Guillermo, Jay	4	2013,14,15,16 ^{cc}
* Gunnells, Bill	2	1928,29
Gunnells, Dan	3	1965,66,67
* Guy, Ruben	1	1932

H		
Player	VL	Year(s)
Haddock, Lee	2	1970,71
Hafley, Charles	4	1998,99,00,01 ^{cc}
Hagen, Arthur	1	1944
Haglan, J.D.	3	1976,77,78
* Hair, Billy	3	1950,51,52 ^{cc}
* Hair, J.C.	3	1924,26,27
Hairston, Chris	4	2007,08,09,10 ^{cc}
Hall, Ben	4	2001,02,03,04
* Hall, Bill	3	1938,39,40 ^{cc}
Hall, Delton	4	1983,84,85,86
Hall, Hollis	3	1979,80,81
Hall, Howard	4	1989,90,91,92
Hall, Lamont	4	1994,95,96,97
Hall, Les	4	1989,90,91,92
Hall, Quintin	1	2015
Hall, Rashard	4	2009,10,11,12 ^{cc}
* Hall, R.M. (Fatty)	3	1926,27,28
Hall, Wade	2	1960,63
* Hamer, Ray	3	1939,40,41
Hamilton, Derrick	3	2001,02,03
* Hamilton, R.G.	1	1896 ^c
Hamlin, Michael	4	2005,06,07 ^{cc} ,08 ^{cc}
* Hammett, L.O.	1	1918
Hammond, Brian	1	1985
Hammond, Vance	4	1987,88,89,90 ^{cc}

Hamrick, Tucker	1	1999
* Hane, J.K.	3	1924,25,28
Haney, Don	1	1993
Hankins, Kelvin	3	1989,90,91
Hankinson, Crimmins	2	1953,54
* Hankle, Witt H.	3	1908,09,10 ^c
Hansford, Ogden	3	1974,75,78
* Hanvey, Ernest	1	1913
* Hanvey, George	2	1897,98
* Hanvey, Jock T.	4	1896,97,02,03
* Hardin, L.G.	1	1916
Harman, Dean	1	1991
Harmon, Eric	4	1987,88,89,90
* Harmon, H.M. (Duck)	3	1914,15,16
* Harmon, S.E. (Pat)	3	1922,23,24
Harper, Charles	1	2002
Harper, Cullen	3	2006,07 ^{cc} ,08 ^{cc}
Harper, J.C.	4	1985,86,87,88
Harper, Jamie	3	2008,09,10
Harps, Wayne	4	1986,87,88,89
Harrell, Cliff	4	2002,03,04,05
Harrell, Ricky	3	1970,71,72
* Harris, H.S. (Lazy Bill)	3	1914,15,16
Harris, John	3	1990,91,92
* Harris, L.D.	1	1919
Harris, La'Donte	4	2004,05,06,07
Harris, Reggie	3	1986,87,88
Harris, Rudy	3	1990,91,92
Harrison, Will	1	2011
Hart, Chris	1	1989
* Hart, Willard L. (Bub)	2	1916,17
* Harvey, B.C. (Chubby)	2	1925,26 ^c
* Harvey, Randy	2	1967,68
* Harvey, S.A. (Speck)	1	1922
Harvey, Travis	2	1993,95
* Harvin, Lionell	3	1929,30,31
* Harvley, Clyde	1	1931
Haselden, David	1	2002
Hatcher, Dale	4	1981,82,83,84
Hatcher, Jesse	2	1987,88
Hauser, Tad	1	1980
Haugsen, Ed	4	1992,93,94,95
* Hayden, C.J.	1	1911
Hayes, Rudy	3	1956,57,58 ^{cc}



SAFETY MICHAEL HAMLIN LETTERED FOUR TIMES (2005-08) AND WAS A TWO-TIME CO-CAPTAIN (2007,08).

LETTERMEN

Haynes, Joey	1	1987
Haynes, Norman	3	1985,86,87
Headen, Andy	4	1979,80,81,82
Hearn, Taylor	3	2015,16,17 ^{cc}
Hecht, Bill	3	1963,64,65 ^{cc}
*Heffner, L.B.	1	1920
Hefner, Larry	3	1969,70,71 ^{cc}
Heilig, Don	1	1959
*Heinemann, John	3	1931,32,33 ^c
Hemby, Ryan	2	2001,02
Hemphill, James	1	1993
*Hendee, H.M. (Tick)	2	1925,26
Henderson, Brock	1	2010
Henderson, Jerome	4	1987,88,89,90
Henderson, Joe	3	1987,88,89
*Hendley, Dick	4	1946,48,49,50
Hendley, Richard	3	1980,81,82
*Hendricks, L.L.	2	1896,97
Heniford, Mark	4	1974,75,76,77
Heniford, Todd	1	1984
*Henley, Cliff	2	1934,35
Henry, Dale	3	1969,70,71
Henry, K.J.	1	2018
Henry, William	3	2001,02,03
*Herlong, Doug	2	1948,51
*Herlong, Henry	1	1930
Herrin, Deke	1	1998
Hewitt, Andre	1	1993
Hicks, Harry	1	1954
Hicks, Ken	1	1972
Higgins, Tee	2	2017,18
Hill, Brian	1	2008
Hill, Jerome	2	1974,75
Hill, Leroy	4	2001,02,03,04 ^{cc}
Hill, Tye	4	2002,03,04,05
*Hilderbrand, Nolten	1	1953
*Hinson, Randy	3	1933,34,35
Hinton, Marcus	4	1992,93,94,95
*Holland, Joe	1	1904 ^c
Holland, Lawson	1	1974
Holloman, Duke	2	1983,84
Holloman, Jason	4	1997,98,99,00
*Holohan, R.F. (Butch)	4	1921,22,23 ^c ,24
Homonoff, Edward	2	1973,74
Hood, Greg	2	1992,93
Hook, Charlie	3	1965,66,68
*Hook, Fred	2	1931,32
Hooper, Ricardo	3	1986,87,88
Hope, Leon	3	1973,74,75
Hopkins, DeAndre	3	2010,11,12
Hopkins, Stan	2	1971,72
Hopper, Germone	3	2013,14,15
Horne, Charlie	3	1956,57,58
Horne, Tony	4	1994,95,96,97
*Horton, Tate	3	1933,34,35
Hostetler, Hoss	3	1964,66,67
Hough, James	1	1945
Houskin, Marcus	2	2000,01
Howard, D.J.	4	2011,12,13,14
Howard, Jimmy	3	1961,62,63
Howard, J.J.	4	2000,01,02,03
Howell, Trey	1	1988
Hubert, Pooley	2	1950,53
Hudson, Alex	3	1980,82,83
*Hudson, Bill	3	1954,55,56
Hudson, Billy	3	1976,77,78
Hudson, Bob	4	1947,48,49,50
Huegel, Greg	4	2015,16,17,18
Huey, Terrance	1	2001
*Hudson, J.C.	3	1950,51,52
Huggins, Albert	4	2015,16,17,18
Hughes, Wade	2	1971,72 ^{cc}
Hulsey, Corey	3	1996,97,98
Humphrey, Andre	4	1992,93,94,95
Humphries, Adam	4	2011,12,13,14 ^{cc}
Humphries, Barry	3	2006,07,08
Hunt, Aaron	4	2000,01,02,03
Hunt, Revonne	1	1951
*Hunter, Bill	3	1942,46,47
Hunter, Brian	1	1992
Hunter, Hamp	3	1953,54,55
*Hunter, N.M. (Buster)	3	1899,00,01
Hunter, Stanley	1	2008
Hunter, Thomas	4	2003,04,05,06
Huntley, Chuck	2	1970,73
Hutchins, Roger	2	1991,92
Hutchinson, Bobby	3	2006,07,08
Hyatt, Mitch	4	2015,16,17,18 ^{cc}
*Hydrick, Onan	2	1908,09

Hynes, Dave	3	1960,61,62 ^c
I		
Player	VL	Year(s)
Igwebuike, Donald	4	1981,82,83,84
*Inabinet, B.C.	3	1953,54,55
*Inabinet, Clarence J.	3	1933,34,35
Inge, Mark	3	1986,87,88
Ingle, Reid	3	1982,83,84
Ingram, Keith	1	1987
Inman, Don	1	1984
Isaacs, Mike	3	1983,84,85
J		
Player	VL	Year(s)
Jackson, Jack	1	1969
Jackson, Jackie Lee	3	1966,67,68
Jackson, Jacky	3	1965,66,67
Jackson, Kenzil	4	1989,90,91,92
Jackson, Kit	3	1965,66,67
*Jackson, M.E.	1	1921
Jackson, Rashaad	4	2005,06,07,08
Jackson, Richard	2	2009,10
*Jackson, Robert	3	1993,94,95
*Jackson, Scott	3	1952,53,54 ^{cc}
Jackson, Steven	3	2003,04,05 ^{cc}
*Jackson, S.L. (Stonewall)	3	1922,23,24
*Jackson, Wister	2	1938,39
James, Charlie	2	1988,89
James, Freddie	3	1998,99,00
*James, M.B. (Jimmy)	4	1911,12,13,14
*Jameson, Hugh	3	1939,40,41
Jamison, Brandon	1	2002
Jamison, Vontrell	2	2003,04
Jansen, John	3	1984,85,86
Jarrett, Grady	4	2011,12,13,14 ^{cc}
Jasmin, Chad	4	2000,01,02,03
Jaynes, Danny	2	1976,77
Jehlen, George	3	1974,75,76
Jenkins, Corbin	2	2013,14
Jenkins, James	1	1994
Jenkins, Jarvis	4	2007,08,09,10 ^{cc}
Jenkins, Martin	4	2010,11,13,14
Jenkins, Marvis	1	2001
*Jenkins, Ralph	4	1943,44 ^c ,45 ^c ,46 ^{cc}
*Jennings, A.T.	1	1914
Jennings, Keith	4	1985,86,87,88
*Jeter, J.P.	1	1913
Jetton, Neal	3	1973,74,75 ^{cc}
Jewell, Donnie	1	1993
Johnson, A.J.	2	1984,85
Johnson, Bashon	1	1996
Johnson, Bobby	3	1970,71,72
Johnson, Cedric	4	2001,02,03,04
Johnson, Denzel	3	2016,17,18
Johnson, Hunter	1	2017
Johnson, Jadar	4	2013,14,15,16 ^{cc}
Johnson, John	4	1987,88,89,90
Johnson, Kevin	2	2000,01
Johnson, Kyle	2	2008,09
Johnson, Ricky	3	1963,64,65
Johnson, Sterling	2	2016,17
Johnson, Tracy	4	1985,86,87,88
Jollay, Mike	2	1985,86
Jolley, Bobby	1	1951
Jolly, Terry	4	1997,98,99,00
*Jones, Bob	3	1928,29,30
Jones, Bob	2	1972,73
Jones, Chris	4	1995,96,97,98
Jones, C.J.	1	2013
Jones, Jimmy	1	1949
Jones, Kellen	2	2013,14
Jones, Marquan	4	2008,09,10,11 ^{cc}
Jones, Tim	4	1991,92,93,94 ^{cc}
Jordan, Homer	3	1980,81,82 ^{cc}
*Jordan, Leonard	1	1941
Jordan, Whitey	3	1955,56,57
Jordan, Willie	4	1975,76,77,78
Joseph, Kendall	4	2015,16,17,18 ^{cc}
Joseph, Mansa	2	2010,11
Joye, David	2	1990,91
*Justus, Johnny	3	1928,29,30 ^c
K		
Player	VL	Year(s)
*Kaigler, Ben	1	1902
*Kaigler, J.G.	3	1898,99,00
Kaltenback, Leon	3	1955,56,57 ^{cc}
*Kane, Mark	2	1953,54 ^{cc}

*Kangerter, Jonnie	3	1910,11,12
Katana, Ted	2	1965,66
*Kay, L.R.	2	1917,19
Kearse, Jayron	3	2013,14,15
*Keasler, A.L. (Gus)	2	1904,05
*Keel, J.W. (Rastus)	1	1906
Keller, Morris	1	1959
Kelley, Don	3	1969,70,71
Kelley, Freddy	3	1965,66,67
Kelley, Steve	1	1973
Kelly, Aaron	4	2005,06,07,08
Kelly, Chad	1	2013
Kelly, Xavier	2	2017,18
Kelly, Yusef	4	2000,02,03,04
*Kempson, Otis	3	1950,51,52
Kendrick, Derion	1	2018
Kendrick, Tommy	3	1969,70,71
Kennedy, Frank	2	1950,51
Kennedy, Tony	4	1988,89,90,91
Kenney, Steve	3	1976,77,78
Kesack, Gary	3	1974,75,76
Keys, Larry	3	1965,66,67
*Keyserling, H.L. (Golden)	1	1920
Kier, Brian	3	1974,76,77
Killen, Pat	1	1959
Kinard, Terry	4	1979,80,81,82 ^{cc}
King, Anthony	3	1976,77,78
King, Buddy	3	1970,71,72 ^{cc}
King, Carson	1	2018
*King, Don	4	1952,53,54,55 ^c
King, Jack	2	1968,69
King, Jimmy	3	1959,60,61
*King, L.O.	2	1901,02
King, Matthew	1	2018
King, Tommy	3	1959,60,61
*Kinsler, J.H.	1	1900
*Kirkconnell, Ben	1	1932
Kirkland, Levon	4	1988,89,90,91 ^{cc}
*Kissam, Roddy	3	1933,34,35
Kitchens, Ronnie	3	1967,68,69
Knight, Herman	2	1949,51
*Klugh, W.W.	2	1925,26
*Knoebel, Fred	3	1950,51,52
Knott, Hal	1	1959
Knowles, Matthew	1	2008
Koon, Eugene	2	2001,02
Kopp, Wynn	2	2001,02
Kormanicki, Dave	2	1968,69
Korn, Willy	2	2008,09
Kreis, Kevin	1	1976
Kubuj, Jon	1	1989
Kunz, Michael	1	1994
L		
Player	VL	Year(s)
*Lachicotte, A.S. (Boo)	1	1910
Laird, Kevin	4	1995,96,97,98
Lakip, Ammon	3	2013,14,15
Lam, Elmo	3	1960,61,62 ^c
Lamar, Tre	3	2016,17,18
Lambert, Cory	4	2006,07,08,09
*Lambert, John	1	1931
LaMontagne, Joe	3	1951,52,53
Lancaster, Chris	4	1985,86,87,88
Landry, Mark	4	1994,95,96,97
Langford, Charlie	1	1979
*Langston, J.L.	1	1920
Lanzendoen, Jim	1	1973
*Laraway, Walt	3	1953,54,55
Latimer, Al	1	1978
*Latimer, Bill	1	1906
*Lawrence, Bert	1	1902
Lawrence, Dexter	3	2016,17,18
Lawrence, Floyd	1	1956
Lawrence, Reggie	3	1988,89,90
Lawrence, Trevor	1	2018
Lawson, Larry	1	1970
Lawson, Shaq	3	2013,14,15
*Lawton, Streak	2	1935,36
Lawton, Winston	1	1969
Lawyer, Mal	4	1996,97,98,99
Lazzara, Tony	3	1999,00,01
Leake, John	4	2000,01,02,03
Learn, Randy	4	1979,80,81,82
LeBel, David	3	1973,74,75
*Lee, A.C. (Bun)	1	1907
*Lee, Harry	2	1934,35
Lee, Mark	2	1974,75
Lee, Tyrone	4	2000,01,02,03

Leggett, Jordan	4	2013,14,15,16 ^{cc}
LeJeune, Brent	3	1991,92,93
LeMay, Jason	1	1999
Leonard, Colin	3	2005,06,07
Leonard, Hal	2	1946,47
Leonard-Horwith, Shawn	1	2010
Leverman, Gerald	1	1945
*Lewis, Alex P.	3	1911,12,13
Lewis, Carlton	3	2009,10,11
*Lewis, Gus	2	1900,01
*Lewis, Harold	3	1935,36,37 ^c
Lewis, Haydrian	4	2005,06,07,08
*Lewis, J.B.	3	1898,99,1900
Lewis, Marcus	1	2000
*Lewis, Merritt	3	1932,33,34
Lewis, Micah	1	2001
Lewis, Stacy	2	1989,90
Lewis, Zane	3	1995,96,97
Lewter, Steve	3	1969,70,71
Lhotsky, Joe	3	1966,67,68
Liberatore, Frank	3	1964,66,67 ^{cc}
*Lightsey, F.B. (Bull)	3	1922,24,25
*Lightsey, L.M. (Yen)	4	1917,18,19,20
Lindsey, Otis	2	1981,82
*Link, A.C.	1	1926
Linthicum, Brian	1	2007
*Littlejohn, C.E. (Mule)	3	1913,14,15
*Locklair, Ed (Pop)	1	1941
Locklair, Mike	3	1966,67,68
Locurcio, Todd	1	1993
Logan, Jimmy	1	1966
*Logan, J.R.	2	1912,13
*Long, Evans	1	1930
Long, Stacy	4	1986,88,89,90
Lott, Billy	3	1977,78,79 ^{cc}
Lott, James	4	1986,87,88,89
Lovelace, Chris	1	1993
*Lowman, P.I. (Pi)	2	1918,19
Lowther, Rush	1	2005
Luckie, Billy	1	1996
Lundeen, Danny	2	1970,71
*Luzzi, Richie	3	1966,67,68
*Lykes, Powell	2	1905,06
*Lynah, Jim	2	1900,01
Lynch, Chuck	1	1991
Lynn, Dave	3	1958,59,60 ^{cc}
Lytton, Jeff	3	1983,84,85
M		
Player	VL	Year(s)
Maass, Andrew	1	2014
Mac Lain, Eric	4	2012,13,14,15 ^{cc}
Mac Lain, Ryan	1	2018
Mac Lain, Sean	2	2015,16
Mack, Kevin	4	1980,81,82,83
Mack, Terence	4	1983,84,85,86 ^{cc}
Macklin, Travis	3	1996,97,98
Macko, Paul	3	2006,07,08
Mader, Eric	2	1989,90
*Magee, Watson	3	1936,37,38
*Magill, Dick	3	1927,28,29
*Magill, W.K. (Rummy)	3	1913,14,15 ^c
Magwood, Frank	3	1980,81,82
*Major, C.S. (Dopey)	4	1913,14,15,16 ^c
Mance, Brian	4	1999,00,01,02
Maners, Jimmy	2	2007,08
Maness, Ed (Chippy)	3	1938,39,40
Mann, Wes	3	1983,84,85
Mannella, Dave	1	1979
Manos, Pete	3	1949,50,51
*Marazza, Dick	3	1954,55,56
Mariable, Dorian	4	1986,87,88,89
Marion, Phil	3	1964,65,66
Marler, Malcolm	4	1973,74,75,76 ^{cc}
*Marshall, L.E.	1	1926
*Martin, Bob	3	1946,47,48 ^{cc}
Martin, Carl	2	1981,82
Martin, Jermaine	1	2007
*Martin, J.M.	3	1909,10,11
Martin, Khang	1	1993
Martin, Marcus	2	1997,98
Martin, Peanut	3	1972,73,75
*Martin, W.N.	2	1925,27
*Masneri, Ray	3	1956,57,58
*Mass, Wayne	3	1965,66,67
Massaro, Cary	3	1980,81,82
Massengill, Wells	1	1972
Mathews, Mike	1	1971
*Mathews, Ray	4	1947,48,49,50

LETTERMEN

Mathews, Tony	2	1973,74
* Mathis, A.J.	1	1898
Mathis, Bill	3	1957,58,59
* Matthews, Bill	2	1915,16
Matthews, Mack	3	1960,62,63
Mattos, Tommy	3	1952,53,54
Mauldin, Collins	1	2015
* Mauldin, Hugh	3	1963,64,65
Mauney, Marcus	1	2000
Mauney, Tony	4	1988,89,90,91
Maxwell, Byron	4	2007,08,09,10
* Maxwell, Jeff	2	1896,97
* Maxwell, John	2	1902,03
* Mayberry, Bob	4	1979,80,81,82
Maye, Brandon	3	2008,09,10
Mayer, Charlie	3	1969,70,71
McBride, Dan	1	1973
McCall, Jeff	4	1979,80,81,82
McCanless, Jim	3	1955,56,58
* McCarley, Bob	3	1927,28,29
McCauley, Jim	1	1949
McClain, Antoine	4	2008,09,10,11
McCleon, Dexter	4	1993,94,95,96
McClinton, Todd	3	2001,02,03
McCloud, Gerald	1	2003
McCloud, Ray-Ray	3	2015,16,17
McClure, Bruce	3	1963,64,65
* McConnell, H.S.	2	1914,15
* McConnell, R.E.	2	1925,26
* McConnell, S.W.	3	1934,35,36
* McConnell, T.S.	3	1934,35,36
McCory, Bob	1	1944
McCown, Fred	1	1942
* McCown, Slick	2	1933,34
* McCown, T.M.	1	1918
McCrorey, Andye	4	1992,93,94,95
McCullough, Jay Jay	2	2013,14
McCullough, Richard	4	1985,86,87,88
McCurty, Damon	1	1979
McDaniel, DeAndre	4	2007,08,09,10
McDaniel, Ed	4	1988,89,90,91
McDermott, John	3	1998,99,00
McDowell, Garry	2	1974,75
McDowell, Roderick	4	2010,11,12,13
McDuffie, Chris	4	2004,05,06,07
McElmurray, Mac	3	1964,65,66
McElrathbey, Ray Ray	1	2006
McElveen, Donny	1	2013
* McElveen, Norwood	3	1939,40,41
* McFadden, Banks	3	1937,38,39
* McFadden, R.D.	1	1908
* McFadden, R.H. (Doc)	2	1906,07
McFadden, Wesley	4	1985,87,88,89
McGee, Edgar	3	1965,66,67
* McGill, C.A.	1	1925
* McGlockton, Chester	3	1989,90,91
* McGlone, T.F.	1	1926
McGuirt, Bill	2	1960,61
McInally, Chris	2	1993,95
* McIver, Rick	2	1904,05
McKelvey, J.J.	4	1999,00,01,02
McKenney, Pat	2	1985,86
McKenzie, Damonte	4	1995,97,98,99
* McKenzie, W.W.	1	1918
* McKeown, J.A.	1	1903
* McKissic, Jock	4	2005,06,07,08
McLane, Riley	2	1966,67
McLaurin, Duncan	1	2005
McLaurin, Jewell	2	1969,70
* McLaurin, J.N.	4	1904,05,06,07
McLees, Jimmy	2	1990,91
* McLellan, Bill	2	1953,54
McLellan, Cliff	1	1981
* McLendon, Ed	1	1939
* McLendon, Lem	1	1955
McLeod, Matt	2	1996,97
McMahan, Dave	2	1969,70
McMakin, John	3	1969,70,71
McMichael, Kyler	1	2018
* McMillan, Goat	2	1928,29
* McMillan, Raiford	3	1926,27,28
* McMillan, W.L. (Red)	3	1913,14,15
McNeal, Bryant	4	1999,00,01,02
McNeal, Bryce	1	2010
McSwain, Chuck	4	1979,80,81,82
McSwain, Rod	4	1980,81,82,83
Meadowcroft, Charlie	3	1963,64,65
Meadows, Dwayne	3	1984,85,86
Means, Harold	3	1996,97,98

Medlin, Jamal	1	2008
Medlin, Rick	3	1967,68,69
Meekins, Eric	4	1999,00,01,02
Meeks, Chuck	1	1982
Meeks, Jonathan	4	2009,10,11,12
* Mellette, F.M.	1	1911
* Melton, L.H. (Doc)	2	1923,24
Merling, Phillip	3	2005,06,07
Merritt, Will	4	1998,99,00,01
Merriweather, Reggie	4	2003,04,05,06
Michael, Benny	3	1966,67,68
* Midkiff, Bob	1	1926
Miller, Bill	1	1962
Miller, Billy	1	1943
* Miller, Bob	2	1931,32
* Miller, H.E.	2	1937,38
* Miller, Jack	3	1944,47,48
Miller, Jim	1	1948
Miller, Josh	4	2005,06,07,08
Miller, Justin	3	2002,03,04
Miller, Ron	1	1958
Miller, Tif	1	2001
Mills, Jeff	2	1974,75
Milton, Eldridge	4	1981,83,84,85
Milton, Fred	3	1968,69,70
* Mimms, Charlie	1	1946
Mitchell, Joedy	1	1996
Moncrief, Richard	4	1990,91,92,93
* Monledous, Zag	2	1927,28
* Mooneyham, Jack	3	1949,50,51
Montone, Neil	1	1947
Monts, Tavaghn	3	2001,03,04
* Moore, Gene	3	1947,48,49
Moore, Ken	3	1952,53,54
Moore, Otis	4	1986,87,88,89
Moore, Rennie	4	2007,09,10,11
Moore, Ted	1	1964
Moore, Wayne	1	1996
Moorer, John	3	1945,46,47
* Moorer, Tom	2	1938,39
* Morgan, Bobby	2	1958,59
Morgan, Dwayne	2	1994,95
* Morgan, Lewis	1	1946
Morocco, Chris	4	1986,87,88,89
Morris, David	1	1973
Morris, Kelvin	1	2002
Morris, Maverick	4	2014,15,16,17
Morrison, Pete	1	1961
Morton, Hall	1	2017
* Moss, Charlie	3	1930,31,32
Mougros, Theo	4	1997,98,99,00
Mouzon, Tyron	4	1988,89,90,91
* Mulherin, Eddie	1	1928
Mullen, Ray	2	1965,66
Mullen, Trayvon	3	2016,17,18
Mulligan, Wayne	3	1966,67,68
* Mullins, H.D. (Horse)	2	1923,24
Murchison, Antwon	3	2006,07,08
Murray, Al	3	1972,73,74
Murray, John	1	1978
Muse, Tanner	3	2016,17,18
Myrick, Chip	3	2003,04,05
Myrick, Rocky	1	1979

N

Player	VL	Year(s)
Nanney, Lee	4	1978,79,80,81
Nelson, Bryce	2	1992,93
Nelson, Maurice	3	2004,05,06
Nelson, Roosevelt	3	2002,03,04
Ness, Jim	3	1972,73,74
Neville, J.L.	1	1943
Newell, Andy	1	1985
Newell, Mike	2	1969,70
* Nimitz, H.J. (Foots)	1	1916
Nix, Eric	3	1984,85,86
Nobles, Kasey	3	2008,09,10
Noelte, Dave	1	1982
Norris, Wilson	2	2008,09
Norton, Ryan	4	2012,13,14,15
Nunamacher, Jeff	4	1985,86,87,88
Nunn, Arlington	4	1987,88,89,90

O

Player	VL	Year(s)
O'Brien, Chuck	4	1987,88,90,91
O'Cain, Mike	3	1974,75,76
O'Daniel, Dorian	4	2014,15,16,17
O'Dell, Billy	3	1953,54,55

* O'Dell, John H.	2	1918,19
* O'Dell, Wayne	1	1941
* Odom, W.F.	1	1908
Ogle, Chris	2	1989,90
Ogren, Jeff	1	2007
Ogundeko, Ebenezer	1	2014
Ohan, Chinedu	2	1987,88
* O'Kuroski, Whitey	3	1937,38,39
* Olson, Dave	3	1958,59,60
Olson, David	1	2014
Olson, Harold	3	1957,58,59
* Olszewski, Harry	3	1965,66,67
* O'Neal, Belton (Speck)	1	1920
O'Neal, Brad	2	1969,70
O'Neal, Robert	4	1989,90,91,92
* Orban, Turk	1	1936
Osborne, Ronnie	3	1959,60,61
* O'Sullivan, Cameron	1	2008
Otorubio, Adubarie	1	1985
Overton, Diondre	3	2016,17,18
Outlaw, Brian	3	1999,00,01
Owen, Henry	4	1998,99,00,01
* Owens, J.C. (Susie)	2	1919,20
Owens, Mark	1	1993

P

Player	VL	Year(s)
* Padgett, F.M.	1	1918
* Padgett, G.D.	1	1931
* Padgett, Jim	2	1957,58
Padgett, Matt	2	1996,97
* Padgett, O.D.	2	1928,29
Padgett, Wade	3	1939,40,41
Pagano, Scott	3	2014,15,16
Page, Neely	2	1998,99
Page, Wayne	2	1965,66
Pagliei, Joe	3	1953,54,55
Palmer, Cary	1	1989
* Palmer, E.D. (Frog)	1	1925
Palmer, Johnny	3	1963,64,65
Palmer, Michael	4	2006,07,08,09
Paredes, Bob	2	1951,54
Parete, Anthony	4	1981,82,83,84
* Parker, Ace	2	1940,41
* Parker, Harry L.	2	1912,13
Parker, Justin	2	2010,11
Parker, Kyle	2	2009,10
Parker, Jim	2	1962,63
Pasley, Jim	2	1939,40
Pate, Gene	1	2003
Pate, Milton	2	1951,52
* Patrick, Chris	1	1932
* Patterson, Gene	2	1931,32
* Patton, Bob	3	1949,50,51
Patton, Julian	1	2013
Paulling, Bob	4	1979,81,82,83
Pavilack, Harry	3	1959,60,61
* Payne, Booty	2	1940,41
Payne, Jim	3	1956,57,58
* Payne, Joe	3	1937,38,39
* Payne, Oliver	2	1936,37
Peake, Charone	4	2011,12,14,15
Pearce, Frank	3	1963,64,65
* Pearce, Roy	2	1939,40
Pearman, Danny	3	1985,86,87
* Pearman, Fred	3	1899,00,01
Pearson, Alex	2	2006,07
* Pearson, Ben	3	1937,38,39
Peeler, Coby	2	1993,94
Peeples, Ken	3	1972,73,74
Pegues, Lamont	2	1994,95
* Pegues, E.S.	1	1899
Pengitore, Ken	3	1971,72,73
Penner, Seth	3	2016,17,18
* Pennington, Clyde	1	1935
* Pennington, Curtis	3	1936,37,38
* Perry, Bill	1	1911
* Perry, L. (Tom)	1	1911
Perry, Michael Dean	4	1984,85,86,87
* Perry, Tracy	4	1976,77,78,79
Perry, William	4	1981,82,83,84
Peters, Garry	4	2011,12,13,14
Petoskey, Ted	2	1963,64
Phibbs, Patrick	2	2017,18
Phillips, Erik	1	1992
Phillips, Hank	4	1986,87,88,89
Phillips, Harley	2	1943,44
Phillips, Jim	1	1945
Phillips, John	4	1984,85,86,87

Pickens, Jesse	1	2004
Pickett, Edgar	4	1980,81,82,83
Pierce, Hal	3	1940,41,42
Pilgrim, Brandon	4	2003,05,06,07
Pilot, Joe	1	1958
* Pinckney, E.H.	1	1909
Pinckney, Nyles	2	2017,18
Pinion, Bradley	3	2012,13,14
* Pitts, Lewis	2	1927,28
Plantin, Tony	4	1994,95,96,97
Pleasant, Reggie	3	1982,83,84
* Poe, Billy	3	1944,45,46
Polite, Dextra	3	1997,98,99
Polk, DeJuan	4	2000,01,02,03
Pollard, Sean	3	2016,17,18
* Pollitzer, H.R. (Polly)	1	1902
Poole, Bob	3	1961,62,63
* Poole, R.F. (Sarg)	2	1915,16
Pope, Brad	3	1994,95,96
Pope, Jamie	1	1979
Portas, Lou	2	1964,65
Porter, Matt	2	2012,13
Postell, Holland	4	1995,96,97,98
Potter, B.T.	1	2018
* Potts, R.C. (Daddy)	3	1917,18,19
Poulos, John	4	1944,47,48,49
Powell, Cornell	2	2016,17
* Pressley, E.H. (Buck)	2	1912,13
* Pressley, O.K.	3	1926,27,28
* Pressley, Harlan	1	1927
Prevost, Connor	1	2016
Price, John	3	1970,71,72
* Price, L.C.	1	1925
Price, Phillip	3	2009,10,11
* Priestner, Buck	2	1930,31
Priester, Buck	3	1953,54,55
Priester, Raymond	4	1994,95,96,97
Prince, Phil	4	1944,46,47,48
Pringle, Harom	2	1992,93
* Pritchett, Jess	1	1937
Proctor, Will	3	2003,05,06
Pruett, Chip	2	1978,79
* Pruitt, June	2	1945,46
Pryce, Trevor	1	1996
* Proctor, Landrum	2	1930,31
Puckett, David	3	1988,89,90
Pugh, Travis	4	2001,02,03,04
Pusey, Mike	1	1975
Putnam, Trevor	3	1993,94,95

Q

Player	VL	Year(s)
Quarles, Jimmy	2	1951,52
Quick, Rodney	3	1983,84,85
Quinn, Dewey	2	1945,46
Quesenbury, Sonny	2	1957,58

R

Player	VL	Year(s)
Raber, Brian	4	1983,84,85,86
Rabon, George	1	2009
Radakovich, Grant	1	2016
* Radcliff, Charles	3	1950,51,52
Radford, Kevin	1	1980
Rambert, Bernard	4	1999,00,01,02
Ramsey, Ben	4	2007,08,09,10
Ramtahal, Eldred	1	1992
* Randle, E.L. (Cat)	3	1913,14,15
* Randle, M.B. (Little Cat)	3	1918,19,20
Randolph, Bernard	2	1993,95
Rankin, Gary	2	1963,64
Rapley, Darius	3	1997,98,99
Rash, Dustin	1	1993
Ratchford, Warren	4	1974,76,77,78
Ray, Thomas	3	1963,64,65
Rayburn, Lee	3	1966,67,68
Reader, D.J.	4	2012,13,14,15
Reames, Joe Don	3	1999,00,01
* Reames, T. Jack	2	1918,22
Reed, David	2	1978,79
Reese, Archie	4	1974,75,76,77
Reese, Steve	4	1982,83,84,85
Reese, Tribble	1	2007
Reeves, Chandler	2	2017,18
Reeves, Marion	3	1971,72,73
Reeves, Matt	4	1992,93,94,95
Region, Spencer	2	2012,14
Register, Chris	3	2016,17,18
Rembert, Johnny	2	1981,82

LETTERMEN

Rencher, Darien	1	2018
Renfrow, Hunter	4	2015,16,17,18 ^{cc}
* Reynolds, Clifford M. (Pete)	1	1926
* Reynolds, Jim	4	1945,47,48,49
Rhinehart, Jim	1	1955
Rhodes, John	2	1971,72
Richard, Al	4	1989,90,91,92
Richard, Milan	4	2015,16,17,18
Richardson, Barry	4	2004,05,06,07
Richardson, Chris	1	2010
Richardson, Chuckie	4	1980,82,83,84
Richardson, Cotton	2	1943,44
Richardson, David	3	1996,97,98
* Richardson, Joe	1	1940
Richardson, Lionel	3	2003,04,05
Richardson, Mark	3	1980,81,82
Riddle, Leonard	1	1943
Riddle, Nic	2	2005,06
Ridley, Thad	2	1992,93
* Riggs, A.F.	3	1897,98,99
Riggs, Jim	4	1983,84,85,86
Riggs, Matt	3	1985,86,87
Rigsby, Geoff	3	2002,03,04
* Rion, Aubrey	2	1939,40
Rivers, Dalton	2	1955,56
Robbins, Butch	2	1963,64
Robbins, Chris	1	1996
* Robbs, C.M.	3	1907,08,09 ^c
Roberts, Travis	1	1999
Robinson, Akeem	4	2005,06,07,08
* Robinson, Charlie	3	1922,23,24 ^c
Robinson, Darius	4	2010,11,12,13 ^{cc}
* Robinson, E.D.	1	1934
Robinson, Jabril	3	2015,16,17
Robinson, Jackie	4	1999,00,01,02 ^{cc}
Robinson, James	4	1979,80,82,83 ^{cc}
* Robinson, Joe	1	1927
Rodgers, Amari	2	2017,18
Rodgers, George	3	1950,51,52 ^c
Rodriguez, Daniel	3	2012,13,14
Roediger, Charles	1	2008
Rogers, Bill	2	1943,46
Rogers, Billy G.	2	1944,46
Rogers, Floyd	2	1965,66 ^{cc}
* Rogers, Johnny	1	1929
* Rogers, Phil	3	1965,66,67
Rogers, Rodney	2	1961,62
Rogers, Shot	2	1955,56
Rollins, Bubba	1	1978
Romano, Ryan	1	1999
Rome, Stan	1	1975
* Roper, T.H. (Pug)	2	1918,19
Rose, Anthony	3	1979,80,81
Rose, Chuck	3	1978,79,80
Ross, Don	3	1952,53,54
* Ross, Jack	3	1942,46,47
Ross, Justyn	1	2018
Ross, Kenzi	4	1997,98,99,00
* Rothell, Claude	2	1941,42
Roulhac, Terrance	4	1983,84,85,86
Rountree, Glenn	4	1994,95,96,97
Rouse, Wardell	2	1993,94
Rowell, Nick	1	2018
Rowell, Spivey	1	1944
* Roy, Wallace	3	1923,24,25
Rudolph, Logan	1	2018
Ruffner, Bo	3	1965,66,67
Ruffner, Jim	1	1964
* Rushton, Gil	4	1945,48,49,50
Russell, Chris	2	2006,07
Russell, J.A.	1	1943
Russell, Jimmy	1	1976
Rutledge, Bill	1	1943
Ryans, Larry	4	1989,90,91,92
Ryan, Seth	2	2015,16
Ryan, Steve	2	1977,78



JIM RIGGS LETTERED FOUR TIMES (1983-86) AT CLEMSON BEFORE PLAYING SEVEN YEARS IN THE NFL.

* Sandifer, Red	2	1940,41
Sanford, Chuck	3	1983,84,85
Sapp, Patrick	4	1992,93,94,95
Sapp, Ricky	4	2006,07,08,09 ^{cc}
Sasser, David	3	1971,72,73
Saunders, Bo	2	1945,46
Sauve, Jeff	4	1991,92,94,95
Scheibel, Tim	1	1994
Schell, Matt	3	1999,00,01
* Schilleter, W.A. (Shorty)	4	1911,12,13,14 ^c
Schlink, David	1	2005
* Schneck, J.R.	2	1918,19
Schonhar, Todd	2	1985,86
* Schroder, F.E.	1	1912
Schuessler, Nick	3	2014,15,16
Scott, Artavis	3	2014,15,16
Scott, Cameron	1	2018
Scott, Dorell	4	2005,06,07,08
Scott, Jeff	3	2000,01,02
Scott, Jim	3	1981,82,83
Scott, Randy	4	1975,76 ^c , 77 ^c , 78 ^c
Scott, Shane	3	1989,90,91
Scott, William	2	1974,75
Scrudato, Ron	3	1959,60,61
Sealy, Sonny	1	1982
Sease, Jody	2	1984,85
Sease, Tommy	2	1955,56
Seay, Pitts	1	1943
Seckinger, Stanton	4	2012,13,14,15 ^{cc}
Seegars, Stacy	4	1990,91,92,93
Seigler, Eddie	3	1970,71,72
* Segars, Al	1	1937
* Segars, Kent	1	1936
Sekas, Connor	1	2017
Sellers, Joe	2	1963,65
Sensabaugh, Coty	4	2008,09,10,11 ^{cc}
Seth, Mike	3	1997,98,99
Setzekorn, Ken	2	1984,85
Seyle, Rusty	3	1986,87,88
Sharpe, Bill	1	1964
* Sharpe, Bob	3	1938,39,40 ^c
Sharpe Jr., Bob	2	1975,76
* Sharpe, F.J.	1	1931
Sharpe, Tommy	3	2002,03,04
Shatley, Tyler	4	2010,11,12,13 ^{cc}
Shaw, Milt	1	1994
* Shealy, A.S. (Shack)	4	1896,97,98 ^c , 99

Shealy, Pat	2	1971,72
Shell, Bob	3	1970,72,73
Sheppard, Ashley	4	1989,90,91,92 ^{cc}
Shields, John	2	1968,69
* Shingler, Lowndes	3	1958,59,60 ^{cc}
Shirley, Jim	3	1950,51,52
Shish, Paul	1	1969
* Shockley, J.A.	1	1922
* Shore, Henry	3	1933,34,35 ^c
Shown, Jack	2	1952,53
Shuey, Spencer	4	2010,11,12,13 ^{cc}
* Shuford, Don	3	1934,35,36
* Siegel, Reuben	3	1929,30,31
Seipe, Jeff	3	1970,71,72
Silver, Dennis	1	1974
Simmons, Anthony	3	1995,96,97
Simmons, Caleb	1	2010
Simmons, Isaiah	2	2017,18
* Simmons, Ralph	1	1937
* Simmons, T.D. (Shag)	1	1919
* Simmons, Wayne	4	1989,90,91,92 ^{cc}
Simmons, Willie	3	2000,01,02
Simpson, Don	1	1943
Simpson, John	3	2016,17,18
Simpson, LaMarick	4	1992,93,94,95
Simpson, Tyrone	3	1989,90,93
* Sims, David	4	1977,78,79,80
Sims, Marvin	3	1977,78,79
* Sitton, Vet	2	1902,03
Sizer, Danny	3	1988,89,90
Skalski, James	3	2016,17,18
Skiffey, Jim	1	1962
Skinner, Matt	2	2009,10
Smalls, Andy	3	1950,52,53
Smart, Bill	1	1944
Smith, Akil	2	1998,99
Smith, Bill	4	1977,78,79,81
Smith, Brent	2	2003,06
Smith, Bryant	1	1998
Smith, Cannon	4	2015,16,17,18
Smith, Chad	3	2016,17,18
Smith, Darrell	4	2010,11,12,13
Smith, David	4	2008,09,10,11
Smith, Dennis	3	1973,74,75 ^{cc}
Smith, Emory	4	1993,94,95,96
* Smith, Glenn	3	1949,50,51
Smith, Gregg	1	1976

Smith, Harold	1	1959
Smith, Jack	2	1958,59
Smith, Joey	2	1979,80
Smith, Joshua	1	2003
Smith, Lynn	1	1979
Smith, Matt	3	1977,78,79
* Smith, Randy	1	1965
Smith, Richard	4	1985,86,87,88
Smith, Robert	4	2011,12,13,14
Smith, Ronnie	4	1974,75,76,77
Smith, Shaq	2	2017,18
* Smith, Sterling	2	1949,50
* Smith, Terry	4	1990,91,92,93
Smith, Thorny	1	1968
Smith, Van	3	2015,16,17
Smith, Willie	3	1954,55,57
* Snead, W.F. (Bill)	1	1901
* Snowden, Moon	1	1927
Snyder, Paul	3	1957,58,59 ^{cc}
Sobeski, Michael	4	2011,12,13,14
Solomon, Louis	4	1992,93 ^c , 94 ^c , 95 ^c
* Soloman, Homer	1	1930
Somai, Jamie	2	1999,00
Soowal, Jeff	3	1976,77,78
Sorrells, Brian	1	2007
Southerland, Ivan	3	1967,68,69 ^c
* Sowell, Frank	1	1930
Sox, Greg	1	1986
* Spearman, Jack	2	1920,21 ^c
Speck, Chad	4	1997,98,99,00 ^{cc}
Spector, Baylon	1	2018
Spector, Robbie	3	1988,89,90
Spence, Alex	2	2017,18
Spence, Austin	2	2017,18
Speros, Jim	1	1980
Speweik, Brandon	1	2008
Spiers, Bill	1	1986
Spiers, Will	2	2017,18
Spiller, C.J.	4	2006,07,08,09 ^{cc}
Spooner, Bob	3	1955,56,57
Spry, David	4	1983,85,86,87
Squires, Tappey	1	1969
Stacy, Jack	1	1942
Stanford, Calloway	1	1940
Stephens, Darnell	4	1991,92,93,94
* Stephens, Tony	2	1986,87
* Stevens, Alex	3	1932,33,34

LETTERMEN

* Stevens, R.G.	1	1909
Steward, Tony	4	2011,12,13,14
Stewart, Cade	2	2017,18
Stewart, Dante	1	2012
* Stewart, J.D.	1	1924
Stewart, Watt	1	1944
Stocks, Jeff	3	1971,72,73
Stockstill, Jeff	3	1980,81,82
Stockunas, Jason	2	1997,99
Stone, Daniel	1	2015
Stone, Don	1	1973
Stone, Preston	1	2008
Stone, Tyler	1	2007
Stoudt, Cole	4	2011,12,13,14
Stough, Tim	4	1973,74,75,76
Strait, John	1	2000
Strayer, Phil	1	1969
Streeter, Brandon	3	1997,98,99
* Stribling, J.W.	3	1913,14,15
* Strother, Frank	1	1923
Stuckey, Chansi	4	2003,04,05,06 ^c
Stuckey, Jim	4	1976,77,78,79
Stuermann, Russell	1	2001
Sublette, Richard	1	1948
* Suggs, H.L.	2	1914,15
* Sullivan, Frank	3	1897,98,99
Sutlis, Jim	3	1945,46,47
* Summers, J.C. (Chuck)	2	1905,06
Sursavage, Butch	3	1965,66,67
Sursavage, Jim	3	1968,69,70 ^c
Suttle, Jeff	4	1980,81,82,83
Sutton, George	1	1962
* Sweatle, Johnny	1	1941
* Swetenburg, J.R.	2	1920,21
Swift, Bob	1	1963
Swing, Dale	3	1982,83,84
Swinney, Jack	1	2017
Swinney, Will	2	2017,18
* Wofford, Bob	3	1927,28,29
* Swygert, George	2	1896,97
Symmes, Brian	1	2012

T

Player	VL	Year(s)
* Talley, J.H.	1	1926
Tankersley, Cordrea	4	2013,14,15,16
Tate, Trey	4	2002,03,04,05
Taylor, Bruce	1	1990
Taylor, Jeff	1	1989
* Taylor, Jerry	2	1961,62
Taylor, J.W.	1	1943
Taylor, Rendrick	4	2005,06,07,09
Taylor, Vince	4	1986,87,88,89
Teadall, Andy	2	2015,16
Temples, Jamison	1	1992
* Tennant, A.B. (Dutch)	4	1921,22,23,24
Terrell, A.J.	2	2017,18
* Testerman, Don	2	1974,75
* Thackston, L.P.	3	1917,18,19
* Thomas, Bill	3	1956,57,58 ^c
Thomas, Brandon	4	2010,11,12,13 ^c
Thomas, David	1	1972
* Thomas, Doug	4	1987,88,89,90
Thomas, Franklin	2	1992,93
Thomas, Rodney	4	1999,00,01,02
Thomas, Ronnie	2	2000,02
Thomas, Xavier	1	2018
Thomason, Johnny	1	1955
Thomason, Ty	1	2018
Thompson, Brandon	4	2008,09,10,11 ^c
Thompson, Dave	3	1968,69,70
* Thompson, Doug	1	1955
* Thompson, J.W.	1	1916
Thompson, John	3	1996,97,98
Thompson, Marion	3	1950,51,52
* Thompson, Oscar	3	1946,47,48
Thompson, Trevion	4	2015,16,17,18
Thornton, Mark	2	1978,79
* Thornton, R.E.	1	1918
Thorsland, Oscar	3	1960,61,62
Thurlow, Cody	1	2013
Thurman, Cardell	1	1992
Tice, Johnny	1	1954
* Tillman, Henry	1	1902
Tillotson, Brian	1	1994
* Timmerman, W.P. (Pap)	2	1926,27
* Timmons, Charlie	3	1939,40,41
Timothy, Gifford	3	2011,12,13
* Tinsley, Sid	3	1940,41,44 ^c

Tisch, Logan	2	2016,18
* Tisdale, Charlie	3	1938,39,40
Todd, Moe	1	1969
Tolley, Charlie	2	1967,69 ^c
* Tomkins, F.G.	1	1896
Tomkins, James	3	1966,67,68
Townsend, Lateek	2	2011,12
Trapp, Amir	2	2016,17
Trapp, James	4	1989,90,91,92
Trayham, Arden	1	1943
Traylor, Drew	2	2010,11
Treadwell, David	3	1985,86,87
* Trembley, Jimmy	1	1969
Tremel, Taylor	1	2006
* Trexler, Bru	2	1937,39
Trimble, Jamie	3	1994,95,96
Triplett, Danny	4	1979,80,81,82
* Trobaugh, Allen	1	1938
* Trobaugh, Earl	1	1938
Troy, Mike	2	1963,64
Trumpore, Arthur	1	1943
* Troutman, John	3	1933,34,35
Tucker, Harrison	1	2015
Tucker, Kyle	1	2003
Tucker, Richard	1	1988
* Turbeville, A.C.	1	1912
* Turbeville, Horace	1	1956
Turner, Bo	2	1945,46
* Turner, H.M. (Tuck)	1	1907
Turner, Nolan	2	2017,18
* Turnipseed, Rhett	1	1922
Turpin, Bucky	2	1966,67
Tuten, Rich	3	1976,77,78
Tuttle, Perry	4	1978,79,80,81 ^c
Tyler, O.J.	2	1974,76
Tyner, Mitch	2	1973,74

U

Player	VL	Year(s)
Underwood, Willie	4	1977,78,79,80 ^c
Upshaw, Regan	2	2017,18
Usher, Lewis	4	1991,92,93,94
* Usry, George	3	1957,58,59

V

Player	VL	Year(s)
* Valentine, Jack	1	1926
Van Gieson, Sam	1	2012
Varn, Guy	1	1983
Varn, Rex	4	1976,77,78,79
Vaughan, Bradley	1	2001
Vaughan, Mark	1	1985
Vaughn, Khaleed	4	2000,01,02,03
Vaughn, Nigel	2	2002,03
* Veronee, Jack	3	1959,60,61
Vincent, Cortney	3	2005,06,07
Vinson, Blake	1	2018
* Vogel, R.T.	2	1896,97

W

Player	VL	Year(s)
Wade, Chris	1	2007
* Wade, Connie	2	1966,67
Wade, D.A.	1	1952
* Wade, Don	3	1949,50,51
* Wade, Grady	1	1920
Wade, Michael	4	2007,08,09,10 ^c
Wade, Mike	1	1981
Wade, Scott	1	2002
Wagner, Larry	1	1958
Waldrep, Joe	2	1964,65
Waldrep, Perry	1	1967
Walker, Duane	4	1984,85,86,87
Walker, Gregory	4	2000,01,02,03 ^c
Walker, Henry	2	1946,47
* Walker, John E.	3	1923,24,25
Walker, Landon	4	2008,09,10,11 ^c
* Walker, Norman	4	1897,98,99 ^c ,00 ^c
* Walker, R.H.	2	1909,10
Walker, Roy	2	2005,06
* Wall, J.E.	1	1926
* Wall, Pete	2	1953,55
Wallace, K'Von	3	2016,17,18
Wallace, Nelson	4	1973,74,75,76
Walls, Henry	3	1983,84,85
Walters, Henry	2	1970,71
Walters, Joey	3	1974,75,76 ^c
Ward, Billy	3	1962,63,64
Ward, Damond	3	1995,96,97

Ward, Jimmy	3	1950,51,52
Ware, Billy	3	1966,67,68
* Warr, Elza	2	1926,27
* Warren, George	2	1906,07
Washburn, Brady	2	1999,00
Washington, Donnell	3	2001,02,03
Washington, Jay	2	1972,73
Waters, Anthony	4	2003,04,05,06 ^c
Waters, Charlie	3	1967,68,69
Watkins, Carlos	4	2012,14,15,16
Watkins, Nick	4	2004,05,06,07
Watkins, Sammy	3	2011,12,13
Watkins, T.J.	4	1998,99,00,01
Watson, Ben	2	1969,70
* Watson, Charles	2	1933,34
Watson, Deshaun	3	2014,15,16 ^c
Watson, John	1	1985
Watson, Josh	4	2011,12,13,14
Watson, Matt	1	2002
Watson, Ronald	4	1981,82,83,84
Watson, Ronald	1	2009
Watson, Speedy	2	1994,95
Watson, Taylor	3	2012,13,14
Watts, Justin	5	1996,97,98,99,00
Watts, Waldo	2	1969,70
Weaver, Billy	2	1962,63
* Webb, Clare (Tanny)	4	1911,12,13,14
Webb, Gary	3	1976,77,78
* Webb, H.B.	1	1922
* Webb, Hugh	1	1940
Webb, Jack	2	1957,58
* Webb, Mike	1	1904
Webb, Travers	4	1973,75,76,77
Webster, Reid	4	2011,12,13,14
Weddington, Rick	2	1976,77
Weeks, Jimmy	3	1975,76,77
Weeks, Scott	1	1981
Welchel, Ken	2	1976,77
* Welch, Maxcey	1	1930
Welch, Nelson	4	1991,92,93,94
Wells, Jeff	4	1980,82,83,84
Wells, Jim	2	1976,77
Wells, Jimmy	3	1951,52,53
Wells, Joel	3	1954,55,56 ^c
Werner, Chuck	3	1966,68,69
Wernitz, Eddie	3	1960,61,62
* Werts, Rufus	2	1931,32
* Wertz, J.B.	2	1922,23
Wessinger, Ron	1	1989
West, Calvin	3	1959,60,61 ^c
West, Fernandez	2	1988,89
West, Ron	1	1978
Whetsell, Britton	1	2008
Whingter, Matt	1	2000
Whipple, Rod	1	2002
White, Clyde	3	1952,53,54 ^c
White, Harvey	3	1957,58,59 ^c
* White, J.D.	1	1896
White, Paul	1	2000
White, Raymond	4	1994,95,96,97 ^c
White, Tore	2	2000,01
* White, W.P.	2	1908,09
Whitehurst, Charlie	4	2002,03,04,05 ^c
* Whitley, Curtis	3	1988,90,91
Whitmire, Jim	4	1943,46,47,48
Whitten, Red	3	1952,53,54
* Wiehl, E.M.	1	1916
Wiggins, Don	2	1969,70
Wiggins, Korrin	3	2013,14,16
Wiggs, Milton	1	1945
Wiksell, Chris	1	2004
* Wild, Ormond	1	1953
* Wiles, Bill	3	1935,36,37
* Wilhite, F.T. (Rusty)	1	1921
Wilkins, Christian	4	2015,16,17 ^c ,18 ^c
Willard, Jonathan	4	2009,10,11,12
Williams, Anthony	2	2001,02
Williams, Bobby	3	1947,48,49
* Williams, Bratton	2	1923,24
Williams, Braxton	2	1982,83
Williams, Braxton K.	4	1998,99,00,01
Williams, Brett	4	1993,94,95,96
Williams, DeShawn	4	2011,12,13,14
Williams, Eric	1	1996
Williams, Garrett	3	2015,16,18
* Williams, Jack	3	1920,21,22
Williams, Jalen	4	2015,16,17,18
Williams, Jerome	2	1986,89
Williams, Jerrold	2	2012,13

Williams, Jordan	1	2018
Williams, Keith	3	1983,84,85
Williams, Kwam	2	2005,06
Williams, LeAnthony	1	2018
* Williams, M.H.	2	1917,19
Williams, Mike	3	2013,14,16
* Williams, Pat	4	1985,86,87,88
Williams, Paul	1	1978
Williams, Perry	4	1983,84,85,86
Williams, Ray	4	1983,84,85,86
Williams, Rodney	4	1985,86,87,88 ^c
Williams, Ronald	3	1990,91,92
Williams, Scott	4	1981,82,83,84
* Williams, Tommie	1	1904
Williams, Tommy	2	1953,54
Williams, Toney	3	1976,77,78
Williams, Undre	2	1994,95
Williamson, Bobby	4	2002,03,04,05
Williamson, Jimmy	3	1972,74,75 ^c
* William, Gene	2	1932,33
* Willis, Albert	1	1950
* Willis, Don	3	1936,37,38
* Wilson, C.C. (Red)	4	1921,22,23,24
Wilson, Jim	1	1959
Wilson, Mac	3	1969,70,71
Wilson, Mond	4	1994,95,96,97
Wilson, Pierre	4	1990,91,92,93
Wilson, Ralph	1	1944
* Windham, E.E.	1	1907
* Windham, Kermit	1	1936
Wingo, Billy	4	1973,74,75,76
Winslow, Charles	4	1992,93,94,95
Wirth, Frank	3	1969,71,72 ^c
Wise, Frank	4	1972,73,74,75
* Withers, George	3	1950,51,52
Witherspoon, Derrick	4	1990,91,92,93
Witherspoon, Terry	4	1997,98,99,00
* Witsell, F.L. (Fish)	3	1915,16,17 ^c
* Wofford, Brian	4	1996,97,98,99
Wood, Benji	1	1994
* Woodruff, Foggy	3	1928,29,30
* Woods, Charlie	3	1936,37,38 ^c
* Woods, Fotsie	2	1941,45
Woods, Joe	2	1995,96
* Woods, Smith	1	1903
* Woodward, Henry	3	1932,33,34 ^c
Woodward, Morgan	3	1999,00,01
* Woodward, H.M. (Jake)	3	1900,09,10
Woolford, Donnell	4	1985,86,87,88 ^c
* Wray, A.F. (Bull)	2	1921,22
* Wray, Jack	2	1924,25
Wright, Charlie	3	1940,41,42 ^c
Wright, Corico	4	2009,10,11,12
Wright, John	2	2009,10
Wright, Tom	2	1940,41
* Wrightenberry, Earl	3	1950,51,52
Wurst, Jim	3	1980,81,82
Wyatt, Antwuan	3	1993,94,95
Wyatt, Charlie	2	1952,53
Wyatt, Rick	4	1976,77,78,79
* Wyndham, Wyndie	3	1948,49,50
Wynn, Stephon	3	1991,93,94
* Wyse, Fred	3	1935,36,37

Y

Player	VL	Year(s)
* Yarbrough, Mule	2	1929,30
* Yarbrough, Al	3	1933,34,35
Yauger, Ray	3	1968,69,70 ^c
Yeargin, Richard	3	2015,16,18
Yeomans, Ken	1	1980
* Young, Eric	3	1977,78,79
Young, Kyle	4	1998,99,00,01
Young, Will	3	1993,94,95
Youngblood, Kevin	3	2000,02,03
Yow, Ken	1	1983

Z

Player	VL	Year(s)
Zachery, Travis	3	1998,99,00
Zager, Emil	1	1958
Zanders, Sam	2	1996,97
* Zeigler, F.M.	3	1920,21,22
Zeiler, David	1	1994
Zimmerman, Dawson	4	2008,09,10,11

* - deceased; ° - captain; °c - alternate captain;
°c - co-captain; Note: **Bold** denotes returning letterman.

HEAD COACHING RECORDS

#	Head Coach	Alma Mater	Years	Seasons	Games	Conf. Champ.	Top-25 Years	7 or less or OT	Conference	vs. Ranked
1	Walter Riggs	Auburn '93	1896,99	2	9	NA	NA	0-1	NA	NA
2	W.M. Williams	Auburn '96	1897	1	4	NA	NA	0-0	NA	NA
3	John Penton	Auburn '98	1898	1	4	NA	NA	0-0	NA	NA
4	John Heisman	Pennsylvania '92	1900-03	4	24	3	NA	2-3-2	11-1-2	NA
5	Shack Shealy	Clemson '00	1904	1	7	NA	NA	1-2-1	NA	NA
6	Eddie Cochems	Wisconsin '01	1905	1	6	NA	NA	0-1-1	NA	NA
7	Bob Williams ⁸	Virginia '02	1906,09,13-15,26	6	46	1	NA	8-6-6	4-0	NA
8	Frank Shaughnessy	Notre Dame '05	1907	1	8	NA	NA	2-2	NA	NA
9	John Stone	Vanderbilt '08	1908	1	7	NA	NA	0-3	NA	NA
10	Frank Dobson	Peddie Institute	1910-12	3	24	NA	NA	0-2-1	NA	NA
11	Wayne Hart	Georgetown (Ky.) '12	1916	1	9	NA	NA	1-1	NA	NA
12	Edward Donahue	Washington & Lee '16	1917-20	4	36	NA	NA	4-4-3	NA	NA
13	E.J. Stewart	Case Western Reserve	1921,22	2	18	0	NA	1-0-2	1-5	NA
14	Bud Saunders	Missouri '11	1923-26	4	28	0	NA	5-5-1	1-9-1	NA
15	Josh Cody	Vanderbilt '17	1927-30	4	41	0	NA	9-2-1	12-9	NA
16	Jess Neely	Vanderbilt '23	1931-39	9	85	0	1	14-14-7	18-13-2	1-0
17	Frank Howard	Alabama '31	1940-69	30	295	8	6	49-45-12	*100-48-5	9-31-1
18	Hootie Ingram	Alabama '55	1970-72	3	33	0	0	4-3	8-10	1-6
19	Red Parker	Arkansas A&M '53	1973-76	4	44	0	0	9-8-2	10-11-1	0-5
20	Charley Pell	Alabama '61	1977,78	2	23	1	2	6-2-1	10-1-1	2-3
21	Danny Ford ^f	Alabama '70	1978-89	12	129	5	7	26-19-4	44-14-1	20-12-1
22	Ken Hatfield	Arkansas '65	1990-93	4	46	1	3	8-5-1	19-10-1	8-7
23	Tommy West ^w	Tennessee '76	1993-98	6	59	0	0	6-14	21-19	4-12
24	Tommy Bowden	West Virginia '77	1999-08	10	117	0	4	19-23	43-32	13-23
25	Dabo Swinney ^s	Alabama '93	2008-18	11	146	5	9	24-15	69-16	30-18
Totals				123	1,248	24	32	198-180-45 (.521)	371-198-14 (.648)	88-117-2 (.430)

#	Head Coach	Aug./Sept.	Oct.	Nov.	Dec./Jan.	Bowl	Home	Away	Neutral	Overall	Win %
1	Walter Riggs	0-0	2-2	4-1	0-0	NA	0-0	3-3	3-0	6-3	.667
2	W.M. Williams	0-0	1-2	1-0	0-0	NA	0-0	2-2	0-0	2-2	.500
3	John Penton	0-0	1-1	2-0	0-0	NA	1-0	1-1	1-0	3-1	.750
4	John Heisman	0-0	10-2-1	9-1-1	0-0	NA	4-0	11-2-1	4-1-1	19-3-2	.833
5	Shack Shealy	0-0	2-2	1-1-1	0-0	0-0	1-1	1-1-1	1-1	3-3-1	.500
6	Eddie Cochems	0-0	2-0-1	1-2	0-0	0-0	0-0-1	2-2	1-0	3-2-1	.583
7	Bob Williams ⁸	2-0	9-9-5	10-10-1	0-0	0-0	6-2-2	12-12-3	3-5-1	21-19-6	.522
8	Frank Shaughnessy	1-0	2-1	1-3	0-0	0-0	2-2	1-1	1-1	4-4	.500
9	John Stone	1-0	0-3	0-3	0-0	0-0	1-1	0-3	0-2	1-6	.143
10	Frank Dobson	1-0	6-6	4-6-1	0-0	0-0	4-3	7-6	0-3-1	11-12-1	.479
11	Wayne Hart	1-0	1-3	1-3	0-0	0-0	2-1	1-1	0-4	3-6	.333
12	Edward Donahue	4-0	7-7-1	10-5-2	0-0	0-0	11-3-1	5-8-2	5-1	21-12-3	.625
13	E.J. Stewart	0-1	4-3-1	2-5-1	0-1	0-0	4-2	2-7-1	0-1-1	6-10-2	.389
14	Bud Saunders	2-2-1	4-8	4-7	0-0	0-0	7-6-1	3-9	0-2	10-17-1	.375
15	Josh Cody	6-0-1	16-1	7-9	0-1	0-0	13-0-1	9-8	7-3	29-11-1	.720
16	Jess Neely	10-4-2	15-18-3	17-13-2	1-0	1-0	16-3-2	20-27-4	7-5-1	43-35-7	.547
17	Frank Howard	34-18-4	54-57-4	72-39-4	5-4	3-3	81-30-2	72-81-8	12-7-2	165-118-12	.580
18	Hootie Ingram	3-5	6-8	3-8	0-0	0-0	7-9	3-12	2-0	12-21	.364
19	Red Parker	3-8-1	6-10-1	8-7	0-0	0-0	12-9-1	5-16-1	0-0	17-25-2	.409
20	Charley Pell	4-2	9-0	5-1-1	0-1	0-1	9-2	9-1-1	0-1	18-4-1	.804
21	Danny Ford ^f	26-11-2	36-8	28-8-2	6-2	6-2	53-12-3	36-15-1	7-2	96-29-4	.760
22	Ken Hatfield	10-4	11-5-1	9-3	2-1	1-1	22-3-1	8-9	2-1	32-13-1	.707
23	Tommy West ^w	9-11	9-10	12-4	1-3	1-3	18-13	12-12	1-3	31-28	.525
24	Tommy Bowden	29-14	21-15	18-11	4-5	3-5	45-17	23-22	4-6	72-45	.615
25	Dabo Swinney ^s	35-6	33-8	34-10	14-6	9-5	66-7	35-17	15-6	116-30	.795
Totals		181-86-11 (.671)	267-189-18 (.582)	263-160-16 (.617)	33-24 (.579)	24-20 (.545)	385-126-15 (.746)	283-278-23 (.504)	76-55-7 (.576)	744-459-45	.614

⁸ - coached five games in 1926; ^f - coached one game in 1978; ^w - coached one game in 1993; ^s - coached seven games in 2008; * - includes a 66-30-2 (.684) record in ACC games

COACHING RECORDS

WINS

Category	Season	Career
Overall	15, Dabo Swinney (2018)	165, Frank Howard (1940-69)
Home	7, many	81, Frank Howard (1940-69)
Road	5, many	72, Frank Howard (1940-69)
Road/Neutral	8, Dabo Swinney (2016,18)	84, Frank Howard (1940-69)
ACC*	9, Dabo Swinney (2015,18)	74, Dabo Swinney (2008-18)
Conference*	9, Dabo Swinney (2015,18)	100, Frank Howard (1940-69)
Bowl	2, Dabo Swinney (2016,18)	9, Dabo Swinney (2008-18)
Top 25 [^]	6, Dabo Swinney (2017)	30, Dabo Swinney (2008-18)
Top 10 [^]	3, Danny Ford (1981)	15, Dabo Swinney (2008-18)
	3, Dabo Swinney (2015,16)	
By 7 Points or Less	7, Dabo Swinney (2016)	49, Frank Howard (1940-69)

WINNING PERCENTAGE

Category	Season	Career
Overall	100.0 (12-0), Danny Ford (1981)	83.3 (19-3-2), John Heisman (1900-03)
	100.0 (15-0), Dabo Swinney (2018)	
Home	100.0 (7-0), many	90.4 (66-7), Dabo Swinney (2008-18)
Road	100.0 (5-0), many	70.2 (36-15-1), Danny Ford (1978-89)
ACC*	100.0 (9-0), Dabo Swinney (2015,18)	81.3 (74-17), Dabo Swinney (2008-18)
Conference*	100.0 (9-0), Dabo Swinney (2015,18)	81.3 (74-17), Dabo Swinney (2008-18)
Bowl	100.0 (2-0), Dabo Swinney (2016,18)	75.0 (6-2), Danny Ford (1978-89)
Top-25	100.0 (5-0), Dabo Swinney (2016)	62.5 (30-18), Dabo Swinney (2008-18)
Top-10	100.0 (3-0), Danny Ford (1981)	71.4 (15-6), Dabo Swinney (2008-18)
	100.0 (3-0), Dabo Swinney (2016)	
By 7 Points or Less	87.5 (7-1), Dabo Swinney (2016)	61.5 (24-15), Dabo Swinney (2008-18)

* - includes ACC Championship Games; ^ - AP, coaches or CFP ranking

FORMER HEAD COACHES

WALTER RIGGS 1896,99

Walter Riggs could easily be called the father of Clemson Football. He coached the football program at Clemson, not only because he had football experience, but he was also one of only two people on the Clemson campus to have ever seen a football game when the sport started in 1896. (The other person was Frank Thompkins who played in the backfield on Clemson's first team in 1896).

On Sept. 30, 1896, a small crowd gathered in one of the barrack's rooms and the group discussed the feasibility of organizing a football association. A committee of three was appointed to consult Professor Riggs as to management of a football team and to ask his aid as coach.

When the Tigers traveled to Furman for their first game on Oct. 31, 1896, it was the first time that many of the players had ever seen a full-sized regulation football field.

Riggs stepped down as football coach after the first season because the players wanted him to devote all his time to being a professor in the engineering department.

Riggs could easily be called a loyal man, as he answered the need of the Clemson football team again in 1899. The Clemson Athletic Association was low on money and could not afford to hire a coach. Therefore, he again answered the call of the school and became head coach in 1899 for free.

Riggs originally came to Clemson from Auburn. He graduated with top honors in 1892 with a B.S. degree in electrical and mechanical engineering. At Auburn, he was captain and catcher of the baseball team as well as the manager and left end of the football team. He also served as class president and was the director of the Glee Club.

Upon his graduation at Auburn, he was assistant to the president of the college until 1896, then he made his trek to Clemson.

Riggs later became president of Clemson on March 7, 1911 and in 1915, a new football stadium with other athletic facilities was named in his honor as Riggs Field. It is currently the home of the Tiger soccer team. In two years of coaching, Riggs guided the Tigers to a career record of 6-3.

W.M. WILLIAMS 1897

Clemson's second coach, W.M. Williams, was a native of West Point, Ga. He played at Auburn on the teams of 1894, 1895 and 1896, under the coaching of John Heisman. He was considered the best blocking halfback in the south. Williams led Clemson to the state championship and to a 2-2 season. During his time as coach, Clemson played two games in three days. Clemson was victorious over the Charlotte Y on October 23, but lost to North Carolina 28-0 on October 25.

JOHN PENTON 1898

The Tigers' third coach, J.A. Penton of Alabama, was captain and starting guard on the University of Virginia teams of

1893, 1894 and 1895. He was captain of the '95 Virginia Team that beat North Carolina to win the Championship of the South. Penton also played fullback at Auburn in '97 under John Heisman's coaching. Under Penton, Clemson won 55-0 over Bingham in its first home game, as W.C. Forsythe kicked every point after touchdown (11). In his only season at Clemson, Penton guided Clemson to a 3-1 record and the state title.

JOHN HEISMAN 1900-03

One of the most famous football coaches in the nation, John Heisman, coached at Clemson from 1900-03. He turned Clemson from virtually an unknown college to a southern powerhouse at the turn of the century. Heisman attended Brown University, taking the two-year law course offered at that time, and was a center on the football team. During the fall of 1889, he transferred to Pennsylvania. He lettered in football at both schools and graduated from Pennsylvania in 1893.

In the spring of 1894, Walter Riggs was a graduate manager for the football team at Auburn. It fell on his shoulders to find a coach for the season of 1895. Riggs wrote to Carl Williams, the Pennsylvania captain of 1894, asking him to suggest a suitable coach. He replied recommending J.W. Heisman, an ex-Pennsylvania player, and his coach at Oberlin.

After several weeks, Riggs finally found Heisman in Texas, where he was raising tomatoes. Having sunk all of his capital into the tomato venture, he was glad to return to his old love. He readily went to coach at Auburn for \$500 a year.

His coaching career began at Oberlin in 1892 and lasted 36 years. It included positions at Akron, Auburn, Clemson, Georgia Tech, Pennsylvania, Washington & Jefferson and Rice. He had an overall career record of 185-70-17.

John Heisman invented the hidden ball trick, the handoff, the double lateral and the "flea flicker." He pioneered the forward pass, arguing that it would scatter the mob. Heisman also originated the center snap and the word hike (previously the center used to roll the ball on the ground to the quarterback).

Heisman guided Clemson to conference titles in 1900 and 1902, and he led the Tigers to their first "bowl game" in 1903, when Clemson and Cumberland met on November 26 for the "Championship of the South." Cumberland, who had earlier defeated Auburn, Alabama and Vanderbilt, was considered to be champion of the southern states of Louisiana, Mississippi, Alabama, Tennessee and Kentucky. The game was played on a neutral site, Montgomery, Ala. Cumberland and Clemson fought to an 11-11 tie. After the news got back to Clemson that the game was a tie, the students and the local townspeople built a bonfire and paraded around the campus.

Overall, Heisman took Clemson to a 19-3-2 record in his four seasons. His 83.3 winning percentage is still the best in Clemson history. He was also the Clemson baseball coach from 1901-1903.

SHACK SHEALY 1904

Shack Shealy holds the distinction of being the only Tiger to have coached his alma mater. He lettered at Clemson from 1896-99 and later played two years at Iowa State. Shealy was a four-year starter playing right guard, end and in his senior year, he played in the backfield. He only coached Clemson one year (1904) and led the Tigers to a 3-3-1 record, including wins over Alabama, Georgia and Tennessee.

EDDIE COCHEMS 1905

Ed Cochems lettered at Wisconsin in 1899, 1900 and 1901. He was described as a great halfback or end on the strong Wisconsin teams at the turn of the century, including the 1901 undefeated team. In his playing career, he had a 100-yard kickoff return in a 35-0 win over Chicago in 1901, and had four touchdowns against Notre Dame in 1900. After his playing days, he immediately went into coaching. He was the head coach of North Dakota in 1902 and 1903 and served briefly as an assistant with former teammate, Art Curtis at Wisconsin in 1904.

Cochems led Clemson to a 3-2-1 record overall, including wins over Georgia and Auburn. After his Clemson career, he was head coach and athletic director at St. Louis in 1906. After the forward pass was legalized in 1906, Cochems did something with the pass at once in his first year at St. Louis, while other coaches stuck with the running game. He taught his players not to throw the ball end-over-end, but instead like a projectile - a spiral. He called this new weapon a projectile pass.

Historians credit Cochems as being the first coach to use and perfect the first legal pass in a game. The first studied refinements in throwing the ball, which led to the spiral, occurred in 1906 under Cochems. Brad Robinson of St. Louis threw the first forward pass to Jack Schneider on Sept. 5, 1906 in Waukensha against Carroll.

BOB WILLIAMS 1906,09,13-15,26

Bob Williams is one of the few coaches in the nation to have coached football at two rivals. Williams coached football at both Clemson and South Carolina. Before coming to Clemson, he coached at Davidson in 1905. He coached at South Carolina for two years and guided the Gamecocks to a 6-1 record in 1902 and an 8-2 slate in 1903.

In his career at South Carolina, he administered the most unexpected defeat of Clemson, as he beat a heavily favored Heisman team, 12-6 in 1902.

He served the Tigers as head coach a total of four terms (1906,09,13-15,26). Between 1915-26, Williams practiced law in Roanoke, Va. and was the city's mayor.

One of the highlights of his career included leading the 1906 team to an unbeaten season (4-0-3), which included wins over Georgia, Auburn, Tennessee and a Heisman-coached Georgia Tech squad.

FRANK SHAUGHNESSY 1907

Frank Shaughnessy was known for his ability as a sports administrator. He served many positions, from a pro hockey coach to the International Baseball League Commissioner. A graduate in pharmacy at Notre Dame, he was captain of the baseball and football teams during his senior season. After his graduation in 1905, he coached baseball at Notre Dame. The summer before coming to Clemson, he played for Ottawa of the Eastern League. That summer, he played left field and ended the season with a .352 batting average. He also played with Washington and the Philadelphia Athletics.

At Clemson, he coached the baseball teams during 1907 and 1908, and he was head football mentor in 1907, where he posted a 4-4 record.

Shaughnessy made his name in baseball, but he took part in many other sports. Besides being a sports legend at Notre Dame, he managed the NHL's Ottawa Senators to the 1915 Stanley Cup Finals and coached football teams at Clemson, Washington & Lee and McGill. He retired as the president of the International Baseball league.

In a game against Kansas, Shaughnessy ran 107 yards for the only Irish score, as Kansas won the game 24-5. Football fields were 110 yards back then and touchdowns were five points. This is still a Notre Dame record.

JOHN STONE 1908

John Stone is one of three coaches to have graduated from Vanderbilt and later become the head football coach at Clemson. While at Vanderbilt, he was a member of the All-Southern Football team for four years. He was a big man for his time, standing 6'2". Clemson was 1-6 in 1908, but the Tigers lost many of their star players and substitutes from 1907 due to a college prank that saw 306 students expelled.

FRANK DOBSON 1910-12

Frank Dobson was a pro baseball player before coming to Clemson, as he was the property of the Pittsburgh Nationals. Walter Riggs, President of the Clemson Athletic Association, thought it was unfair to keep shuffling coaches year after year. He offered Dobson a three-year contract, which was the first contract offered and signed by a Clemson coach.

At Clemson, he coached football, basketball and baseball. He was Clemson's first basketball coach, leading it to its only undefeated season (4-0) in history in the inaugural season (1911-12). In 1912-13, Clemson had a 9-5 record. He was head baseball coach from 1911-13.

WAYNE HART 1916

Wayne Hart served as head coach at Clemson in 1916 and coached the Tigers to a 3-6 record. Under Hart, the Tigers defeated Furman and South Carolina. He played three seasons at tackle for

FORMER HEAD COACHES

Georgetown. Hart also played one season at George Washington. He was a member of the All-South Atlantic team on four occasions. Hart also served as an assistant coach at Georgetown.

In 1913, Hart coached the Washington Vigilants, a professional football team, and did not lose a single contest. During his last two seasons prior to his arrival to Clemson, he coached various sports at Technical High School in Washington, D.C.

EDWARD DONAHUE 1917-20

Edward Donahue had to be one of the most organized men in the country. During the 1918-19 academic year, Donahue was the head coach of four Clemson sports... football, basketball, baseball and track. During his four-year career, he served as basketball and baseball coach for two years and head track coach for one season.

He was an outstanding athlete at Washington & Lee, where he played in the backfield on the football team and played catcher on the baseball diamond. Upon graduation, he was an assistant in football and was the head baseball and basketball coach.

E.J. STEWART 1921,22

E.J. Stewart was head football coach for two years at Clemson, 1921-22. However, he coached more than one sport during his stay at Tigertown. In the spring of 1921, Stewart coached the baseball and track teams while conducting spring football practice. During the fall, Stewart's football team had a 1-6-2 record, but he improved to a 5-4 slate in 1922. He went on to coach the track teams in 1922 and 1923.

Stewart was a standout athlete in football, baseball, basketball and track at Case Western Reserve University in Cleveland, Ohio. Upon his graduation, Stewart played, organized and served as head coach of the Massillon (Ohio) Professional football team.

Stewart also coached at Nebraska and Texas. At Nebraska, he led the Cornhuskers to a combined record of 11-4 in 1916 and 1917. The Cornhuskers also captured the Missouri Valley Conference title during both seasons. After leaving Nebraska, he entered the automobile business as President and Treasurer of the Stewart Motor Co. Due to the economic conditions at the time, he decided to go back into coaching.

BUD SAUNDERS 1923-26

Bud Saunders graduated from Missouri in 1911 with a bachelor's degree in Law. At Missouri, he played both football and basketball. Saunders wanted to play two other sports, but a conference rule forbid a student-athlete from participating in more than two sports.

Saunders served as football coach at Knox College before arriving at Clemson. In football, Saunders coached for four seasons from 1923-26. He also coached the basketball teams in 1924 and 1925. Saunders' best season in football came

during the 1923 campaign, as he led the Tigers to a 5-2-1 record.

JOSH CODY 1927-30

Josh Cody, fondly known as "big man," will always be a favorite to Clemson fans. Cody, a big man in stature at 6-2, 220 pounds, led Clemson to victories over South Carolina for four straight years. He is the only coach in Clemson history who has been around more than two seasons who never lost a football game to South Carolina. He also defeated Furman three straight years. Cody had a 13-0-1 record in home games and posted a 72 percent winning mark overall, the fourth-best mark in Clemson history.

After a 5-3-1 start in 1927, Cody guided Clemson to back-to-back 8-3 seasons in 1928 and 1929. On May 6, 1929 to show appreciation, he was given a new Buick by the alumni, student body and faculty. This presentation took place in front of Tillman Hall.

In his final season (1930), the Tigers finished with a final record of 8-2. Cody also coached basketball at Clemson for five years and guided Clemson to a 16-9 slate in 1930. During the 1928-30 seasons, he guided Clemson to a 22-4 mark at home.

JESS NEELY 1931-39

Clemson played in its first bowl game under Jess Neely in the 1940 Cotton Bowl. The Tigers, unknown at the time, became a household word after defeating heavily-favored Boston College 6-3 in the Cotton Bowl. It was the Tigers' first victory over a top-20 ranked team in school history. Clemson had a 43-35-7 record during Neely's tenure.

Neely came to Clemson in 1931 and his recruitment of Banks McFadden took Clemson to another level. In 1938, Neely coached Clemson to a second-place finish in the Southern Conference with a 7-1-1 record.

In 1939, Banks McFadden became Clemson's second All-American, and the team concluded the season with a trip to Dallas for the Cotton Bowl. Neely left Clemson in January 1940 and moved on to Rice, where he took that school to new heights. Neely is a member of the College Football Hall of Fame. Neely's landmark accomplishments in the 1930s at Clemson contributed significantly to Clemson's outstanding football tradition.

FRANK HOWARD 1940-69

Frank Howard succeeded Jess Neely in 1940 when Neely moved on to Rice. He got the job when he seconded his own nomination during a meeting of the president and athletic council. He signed a one-year contract, then lost the document and never had another in his 30 years as head coach.

He graduated from Alabama in 1931, where he was a star lineman. He played in the 1930 Rose Bowl, then started his coaching career under Neely at Clemson in 1931, and was a part of a rebirth of Tiger football in the late 1930s. He was

an assistant on the 1939 team that posted a 9-1 mark and beat Boston College 6-3 in the Tigers' first bowl game.

In 1940, he began his head coaching career with a bang as he won the Southern Conference title, the first of eight conference titles Howard won in his coaching career, still a Tiger coaching record.

Howard had his most successful season in 1948 when he took Clemson to an 11-0 record, the Tigers' first perfect season since 1900. The campaign included a Southern Conference championship, a Gator Bowl win over Missouri and a No. 11 final ranking. He nearly duplicated the feat in 1950 when he guided Clemson to a No. 10 AP final ranking, a 9-0-1 finish and a 15-14 win over Miami (Fla.) in the Orange Bowl.

When he retired in 1969, Howard was the fifth winningest coach in the nation with 165 victories, quite an accomplishment considering only 38 percent of his games were at home. He had 96 wins as an ACC coach, now third in conference history, and he captured six (five outright and one co-championship) ACC titles, a record Bobby Bowden broke in 1998. Howard's teams appeared in six bowl games, 63 of his players were drafted by the NFL, and 37 played in the league.

Howard, a native of Barlow Bend, Ala., had six top-20 seasons, won eight conference titles (two Southern, six ACC), won 100 conference games and was a two-time ACC Coach-of-the-Year. He coached 25 academic All-ACC selections and five Academic All-Americans. Eleven of his players were chosen on-the-field All-Americans. Howard was inducted into the College Football Hall of Fame in 1989 and he was inducted into the Clemson Ring of Honor in 1994.

HOOTIE INGRAM 1970-72

Hootie Ingram will be best remembered as the coach who made the Tiger Paw famous. Before his first year as head coach in 1970, Clemson introduced the Tiger Paw as the official logo of Clemson University's Athletic teams.

Ingram graduated from Alabama in 1955. He also received his master's in school administration from Alabama and later became Crimson Tide athletic director. The native of Tuscaloosa, Ala., was an All-SEC defensive back for the Crimson Tide as a senior. He had his best season (5-6) at Clemson in 1971. He also finished second in the ACC standings with a 4-2 league mark in 1971. He was later inducted into the Orange Bowl Hall of Fame.

RED PARKER 1973-76

Red Parker spent four years at Clemson as head coach. His 1974 squad lived up to the theme "Excitement Galore, Clemson Football '74" and had a 7-4 record, with victories over Georgia, Georgia Tech and South Carolina. Before arriving in Tigertown, Parker spent seven years (1966-72) as head coach at The Citadel. He guided the Bulldogs to a 8-3 record during in the 1971 campaign.

Parker earned a bachelor's degree in physical education from Arkansas A&M in 1953. He earned three letters each in football, basketball and track, as a running back-defensive back, second-baseman/shortstop and sprinter. He later served as head coach at Harmony Grove High School in Arkansas. He died Jan. 4, 2016.

CHARLEY PELL 1977,78

Charley Pell, who was Clemson's head coach in 1977,78 authored college football's Cinderella story in 1977. The Albertville, Ala. product took a team that was 3-6-2 in 1976, and led the 1977 Tigers to an 8-2-1 regular-season mark and a berth in the Gator Bowl. It was Clemson's first final top-20 season since 1959. He coached Clemson to a 10-1 regular season in the 1978 season before he left to become head coach at Florida. Clemson's 1978 team beat Ohio State in the Gator Bowl and finished ranked No. 6 in the AP poll in his second year as Clemson's head coach.

He was a near unanimous choice as ACC Coach-of-the-Year in 1977 and 1978, the first coach, regardless of sport, to win ACC Coach-of-the-Year honors in each of his first two years. A two-way starter and three-year letterwinner at Alabama, Pell was on its 1961 National Championship team.

He came to Clemson in 1976 and served as assistant head coach and defensive coordinator. Pell passed away in June 2001 after battling cancer.

DANNY FORD 1978-89

Danny Ford had an auspicious beginning to his head coaching career. He gained a 17-15 win over Ohio State in the 1978 Gator Bowl. The 30-year-old coach, the youngest in Division I at the time, also defeated a college football legend in a contest that put Clemson on the national map, as he defeated Woody Hayes in the latter's last game. He had taken over the coaching reigns on Dec. 10, 1978 when Charley Pell resigned to become head coach at Florida.

Ford kept things going in 1979 with wins over Georgia and Notre Dame and another trip to a bowl (Peach). In 1981, he helped Clemson reach the summit of college football by winning the national title. His Tigers downed three top-10 teams during the course of the 12-0 season that concluded with a 22-15 win over Nebraska in the Orange Bowl. Ford was named National Coach-of-the-Year.

The wins continued in 1982 and 1983, as Clemson had consecutive 9-1-1 years. Clemson finished in the top 12 in both years, and had a 30-2-2 record over a three-year period, best in the nation.

Clemson won three straight ACC titles under his guidance between 1986-88. In 1989, Clemson registered a 10-2 season and top 12 national ranking, the fourth straight season Clemson finished in the final AP top 20. He closed his career with a 27-7 win over West Virginia in the Gator Bowl, his sixth bowl win in eight tries and his fourth in succession.

FORMER HEAD COACHES

Ford was the third winningest active coach in the nation on a percentage basis at the end of the 1989 season. He finished with a 96-29-4 career ledger at Clemson and remains one of only two coaches in ACC history with better than a 75 percent winning mark (minimum of four years). He finished with a 76-percent winning percentage and five ACC Championships, second only to Frank Howard's six crowns.

The 1969 Alabama graduate is still the youngest coach to win the national title, as he was just 33-years-old when the Tigers shocked the college football world in 1981. He coached 71 first-team All ACC selections and 26 All-Americans. Forty-two of his former Tigers were drafted by the NFL, and he earned 18 wins over AP top-20 teams during his career, more than any other Clemson coach. Additionally, 11 of his former players won Super Bowl championship rings. At one stretch his teams were ranked in the AP top 20 for 41 consecutive polls, a Clemson record. He had a 21-7-1 record against coaches that are now in the Hall of Fame.

Ford is a member of the Clemson Hall of Fame, the state of South Carolina Hall of Fame and the Orange Bowl Hall of Fame.

Ford was an All-SEC pick and All-SEC Academic choice at Alabama. He attended Alabama initially on a basketball/football scholarship, but he only played football after his freshman season. Ford played in three bowl games for the Crimson Tide. He later served as head coach at Arkansas from 1994-97. Ford was inducted into the Clemson Ring of Honor on August 31,

2013 and will be inducted into the College Football Hall of Fame in December 2017.

KEN HATFIELD 1990-93

Ken Hatfield led the Tigers to a 32-13-1 record during his four-year tenure, led the squad to three bowl appearances and an ACC championship. With a victory over Illinois in the 1991 Hall of Fame Bowl, Hatfield became the first Clemson coach to win 10 games in his first year and his .833 winning percentage was the best for a first-year Clemson coach since 1900, when John Heisman was 6-0. That season included six victories over teams with winning records, more than any other team that year with the exception of National Champion Georgia Tech.

Hatfield was also just the eighth coach in the previous 13 years to take a team to a top-10 AP final ranking in his first year with the program, as the Tigers finished the season ranked No. 9 in the AP poll. The Helena, Ark. native would also lead the 1991 and 1993 Tiger teams to top 25-rankings. Clemson became the third school that Hatfield coached to a top-20 ranking, as his 1983 Air Force team ranked No. 15 and he led four Arkansas teams to top-20 rankings. He became the sixth coach in NCAA history to accomplish that feat.

Hatfield played for three years at Arkansas (1962-64) and was a starter on the 1964 National Championship team. The defensive back earned his fame as the nation's top punt returner in 1963

and 1964. He is still the only player to finish in the top two in the nation in punt returns three straight years, as he finished second in 1962. He retired as Rice's head coach in 2005 with 168 career wins. He is now retired and living in Arkansas.

TOMMY WEST 1993-98

Tommy West's five-year resumé as Clemson head coach included four bowl appearances, 12 road victories, 86 school records and unparalleled academic excellence. West took Clemson to three straight bowl games between the 1995 and 1997 seasons, just the second Clemson coach in history to take the Tigers to bowl games in three straight seasons.

Academically, 61 Tigers made the ACC Academic Honor Roll in his last four years, twice as many as the best previous four-year total in school history.

West took over as head coach on Nov. 29, 1993 and less than a month later had a bowl victory. The former Tennessee tight end succeeded Ken Hatfield, who left four days after a victory over South Carolina to end the 1993 season.

It was West's second tour of duty with Clemson. He had been a linebackers coach under Danny Ford between 1982-89. Clemson was 69-20-4 and had six AP top 20 finishes in that eight-year era.

West coached the Tigers in the 1993 Peach Bowl, a thrilling 14-13 win over Kentucky. He became the first coach in college history to win a bowl game in his first game without having coached the team in any capacity earlier in the year.

West's best season was 1995, as Clemson finished the regular season with five straight victories by 17 points or more and was invited to the Gator Bowl. Clemson was ranked in the top 25 of every poll at the end of the 1995 regular season. That Clemson team also finished fourth in the nation in rushing offense.

West recruited some of the top players in Tiger history. The school was in the top 10 in the nation in NFL draftees during the 1998 and 1999 selection process, and all 11 players were recruited by West. The list included three first-round defensive picks (Trevor Pryce, Anthony Simmons, Antwan Edwards). Clemson was the only school in the nation to have six defensive players drafted in 1999 and the only school to have a first-round defensive pick in 1997, 1998 and 1999.

The native of Gainesville, Ga. finished his career with a 31-28 record and had four wins over top-25 teams. He was the head coach at Memphis from 2001-09 and he led the Tigers to a nine-win season and the program's first bowl appearance in 32 years in 2003. He took Memphis to five bowls overall, and overall he coached in nine bowl games as a head coach. West was the defensive coordinator at Southern Mississippi in 2012 and is now an assistant coach at Middle Tennessee.

TOMMY BOWDEN 1999-08

Tommy Bowden was a consistent winner over his nine-and-a-half years as Clemson's head coach. From 1999-08,

he never had a losing season, and that included a streak of eight consecutive winning seasons from 2000-07. During those seasons, only four other Division I coaches had a winning season in all eight of those years with the same program.

Bowden was a two-time ACC Coach-of-the-Year, joining Frank Howard, Charley Pell and Danny Ford with that distinction. He first won the honor in 1999, his first year when he took over a team that had been 3-8 the previous season, to a 6-6 season against a top-10 schedule according to the Sagarin ratings. Clemson played three undefeated teams during the regular season (Marshall, Virginia Tech, Florida State).

His first year included a nationally-televised game against Florida State that featured the first-ever Division I coaching matchup of father and son. Bobby Bowden's Seminoles won that game by a score of 17-14, Florida State's closest game in an undefeated National Championship season. The game attracted over 85,000 fans and the largest media contingent in the history of Memorial Stadium. There were nine Bowden Bowls overall, with Bobby winning five, but Tommy won four of the last five.


Bowden took Clemson to an 8-0 start and a No. 3 national ranking in 2000 before finishing with a 9-2 regular-season record and a No. 14 final ranking. The regular season concluded with a 16-14 victory over a top-25 South Carolina team. A 50-yard pass from Woodrow Dantzler to Rod Gardner is regarded as one of the most-exciting plays in Clemson history. The following year, Dantzler went on to become the first quarterback in Division I history to reach 2,000 passing yards and 1,000 rushing yards in a single season.

Bowden also won ACC Coach-of-the-Year honors in 2003 when he led the Tigers to a 9-4 record. That season, the Tigers won their last four games, including a 26-10 win over No. 3 Florida State. That is tied for the highest-ranked team Clemson has beaten in school history. Clemson defeated South Carolina 63-17 in the regular-season finale and completed the season with a 27-14 win over No. 6 Tennessee in the Peach Bowl. Clemson finished the year in the top 25 of both polls as well.

Bowden finished with a 7-2 record against the Gamecocks. The 77.8 winning percentage is the best in school history among Tiger coaches who served the program at least five seasons. All seven of his victories were over Hall of Fame Head Coaches Lou Holtz and Steve Spurrier.

After a 3-3 start to the 2008 season, Bowden resigned on October 13, four days after a 12-7 loss at Wake Forest. He had a 72-45 record (.615) at Clemson for those nine-and-a-half seasons. Bowden never had a losing season, overall or in the ACC, during his nine complete seasons. He led the Tigers to eight bowl games.

Bowden resides in Florida and is a college football television commentator.



DANNY FORD AND THE 1981 TIGERS
WON THE 1982 ORANGE BOWL TO
CAPTURE THE NATIONAL TITLE.

ASSISTANT COACHES

ADAMS, DWIGHT (Henderson State '58) - Linebackers 1973-75; Defensive Ends 1976-78
AGNEW, F.H. - 1918
AKE, WALLY (William & Mary '72) - Inside Linebackers 1990-93
ALDRIDGE, MILES (Gardner-Webb '71) - Linebackers 1985-89; Defensive Coordinator/Defensive Backs 1993,94; Outside LB/Co-Coordinator, 1995
ALLISON, RODNEY (Texas Tech '78) - Defensive Ends 1999-02
ANDERSON, WILLIE (Clemson '75) - Head J.V. 1977-79; Tight Ends 1979; Defensive Ends 1980,81; Defensive Linemen 1982
ANDREWS, MICKEY (Alabama '65) - Coordinator/Def. Backs 1977,78; Defensive Backs 1979,80
BAKER, ART (Presbyterian College '53) - Freshmen 1965; Offensive Backs 1966-69
BANKS, B.C. (STUMPY) (Clemson '18) - Backs 1920,21
BARFIELD, DOUG (Southern Mississippi '57) - Offensive Backs 1970,71
BASS, TOM (Maryville '60) - Freshmen 1967-69; Defensive Linemen 1970-72; Defensive Ends 1973-75; Offensive Backs 1976; Administrative Assistant 1977-79
BATES, TODD (Alabama '05) - Defensive Linemen 2017; Defensive Tackles 2018
BECKISH, LARRY (Wichita State '63) - Offensive Ends 1968-70; Freshmen 1972; Offensive Ends 1973-76
BECKMAN, LARRY (Florida '66) - Offensive Linemen 1990-92
BIBEE, DAVID (Tennessee '75) - Outside Linebackers 1997; Defensive Backs 1998
BISACCIA, RICH (Yankton '83) - Running Backs 1993-98
BLACKWELL, DAVID (East Carolina '97) - Linebackers/Recruiting Coordinator 2003-06; Linebackers 2007,08
BOLT, WAYNE (East Carolina '79) - Tight Ends 1986-89
BOWMAN, R.V.T. - Assistant 1896-98
BRINSON, LARRY (Florida '83) - Running Backs 1990-1993
BROOKS, DAN (Western Carolina '76) - Defensive Tackles 2009,10; Associate Head Coach/Defensive Tackles 2011-16
BUGAR, MIKE (Florida State '67) - Defensive Linemen 1977-79
BURNS, BURTON (Nebraska '76) - Running Backs 1999-06
BURSON, JOE (Georgia '66) - Freshmen 1970; Defensive Ends 1971,72; Defensive Backs 1973-76
BUSTLE, RICKY (Clemson '77) - Defensive Backs 1979
CALDWELL, ROBBIE (Furman '77) - Offensive Linemen 2011-18
CARLTON, BOBBY (Newberry '67) - Freshmen 1975
CARSON, JULES (Clemson '14) - Freshmen 1915, 1927-30
CARTER, RONNIE (Arkansas A&M '67) - Freshmen 1973,74; Offensive Linemen 1975
CHRISTENSEN, CLYDE (North Carolina '79) - Co-Offensive Coordinator/Quarterbacks 1993-95
COHEN, RUSS (Vanderbilt '17) - Defensive Back 1947-54
CONE, FRED (Clemson '51) - Recruiting Coordinator 1961-72
CONN, MICKEY (Alabama '95) - Safeties 2017,18
CONOVER, LARRY - Linemen 1920
COX, CARY (Clemson '49) - Freshmen 1949
COX, WALTER (Clemson '39) - Offensive Linemen 1940,43,44,46-50
CRAIG, JOHNSON - Freshmen 1933
CROWE, JACK (Alabama-Birmingham '70) - Quarterbacks 1986-88
D'ANDREA, BILL (Indiana State '72) - Graduate Assistant 1983; Offensive Linemen 1986-89
DAVIS, JOE (Southwestern) - Ends 1931-39
DENNING, DON (Presbyterian College '60) - Recruiting Coordinator 1981; Defensive Backs 1982-85

DICKERSON, RON (Kansas State '71) - Defensive Coordinator 1991,92
DILLARD, BILL (Clemson) - Freshmen 1937,38
EARLE, JAMES (Clemson '89) - Tight Ends 1993,94
ELLIOTT, TONY (Clemson '02) - Running Backs 2011-14, Co-Offensive Coordinator/Running Backs 2015-18
EMORY, ED (East Carolina '60) - Freshmen 1973; Offensive Backs 1974,75; Offensive Linemen 1976
ENSINGER, STEVE (Louisiana State '79) - Offensive Coordinator/QBs 1997,98
FORD, DANNY (Alabama '70) - Assistant Head Coach/Offensive Linemen 1977,78
FOX, LAWRENCE - 1919,20
FRAZIER, R.A. - 1908
FRITTS, GEORGE (Clemson '42) - Linemen 1943
GANDY, A.P. - Freshmen 1914
GANTT, JOHN W. (Clemson) - Backs 1903-07
GEE, J. B. (Clemson '07) - Linemen 1927
GETTYS, E.F. (Clemson '22) - Linemen 1922
GILLIAM, TINK - Freshmen 1925,26
GOODALE, B.E. (Big Ben) (Clemson) - Freshmen 1922,25,29
GOODMAN, JIM (Florida '74) - Recruiting Coordinator 1991-1993
GRACE, RONNIE (Clemson '62) - Freshmen 1968,69; Defensive Linemen 1970
GUYON, JOE (Carlisle Institute) - Linemen 1928,29
HALEY, BRICK (Alabama A&M '89) - Outside Linebackers 1998
HALL, LEMANSKI (Alabama '08) - Defensive Ends 2018
HALLMAN, CURLEY (Texas A&M '69) - Linebackers 1979,80; Defensive Backs 1981
HAMILTON - 1922
HARBISON, CHARLIE (Gardner-Webb '82) - Defensive Backs 1995-97,08; Co-Defensive Coordinator/Defensive Backs 2009-12
HARPER, SMOKEY - 1927
HARPER, TOM (Kentucky '53) - Assistant Head Coach, Defensive Linemen 1981-88
HARVEY, B.C. (Clemson '28) - Linemen 1928
HEFFNER, PETE - Backs 1930-32
HERRIN, LES (Western Carolina '71) - Linebackers 1981-84, Defensive Linemen 1989-1993; Assistant Head Coach/Defensive Linemen 1993,94,96-98, Assistant Head Coach/Tight Ends/Tackles 1995
HERRING, REGGIE (Florida State '81) - Inside Linebackers 1993-01, Defensive Coordinator 1997-01
HINES, JACK (West Virginia '71) - Defensive Backs 1999-01; Linebackers 2002; Whips/Rovers 2003; Tight Ends 2004,05
HINSHAW, ROGER (Appalachian State '72) - Outside Linebackers, 1990-1993
HINSON, RANDY (Clemson '36) - Freshmen 1939,40; 1946-48
HOAGLAND, EARL (Purdue) - Offensive Backs 1935,36
HOBBY, MARION (Tennessee '95) - Defensive Linemen 2005; Defensive Ends 2011; Co-Defensive Coordinator/Defensive Ends 2012-16
HOLLAND, JIM (Appalachian State '71) - Freshmen 1975
HOLLAND, JOE (Clemson '07) - Backs 1909
HOLLAND, LAWSON (Clemson '75) - Receivers 1979-85
HOWARD, FRANK (Alabama '31) - Linemen 1931-39
JOHNSON, BOBBY (Clemson '73) - Defensive Coordinator/Defensive Backs 1993.
JOHNSON, ELLIS (The Citadel '75) - Outside Linebackers 1993-96; Defensive Linemen 1995; Co-Defensive Coordinator 1995; Defensive Coordinator 1996
JONES, BOB (Clemson '30) - Freshmen 1931-39; Offensive Ends/Defensive Ends 1940-65; Defensive Ends 1965-69
JORDAN, WHITEY (Clemson '59) - Freshmen 1959-64; Offensive Ends 1965-67; Offensive Coordinator 1968,69,93; Offensive Linemen 1970; Offensive Ends 1971,72
KINES, JOE (Jacksonville State '66) - Linebackers 1977,78

KING, BUDDY (Clemson '73) - Offensive Linemen 1976-82
KIRK, JERRY (East Tennessee State '63) - Defensive Linemen 1977
KOENNING, VIC (Kansas State '83) - Defensive Coordinator/Defensive Backs 2005-08
LAYCOCK, JIMMYE (William & Mary '70) - Offensive Coordinator/Offensive Backs 1977-79
LATINA, JOHN (Virginia Tech '79) - Offensive Linemen 1993-98
LONG, BOBBY (Clemson '69) - Recruiting Coordinator 1968-70
LOVETT, JOHN (C.W. Post '73) - Defensive Coordinator/Defensive Backs 2002-04
McINTYRE, GEORGE (Miami (Fla.) '61) - Defensive Backs 1970-72
MAJOR, C.S. (Auburn) - Linemen 1913
MAXWELL, JOHN (Clemson '04) - Backs 1904
MAY, T.E. - 1922-24
MCCORVEY, WOODY (Alabama State '72) - Tight Ends 1983-85; Wide Receivers 1986-89
McFADDEN, BANKS (Clemson '40) - Defensive Backs 1941,46-49; Freshmen 1950-54; Defensive Backs 1955-69
McLELLAN, BILL (Clemson '54) - Freshmen 1966-69
MCLEOD, A.P. (Furman) - Linemen 1927
McMILLAN, GOAT (Clemson '30) - Offensive Backs 1937-41,46-54; Freshmen 1955-64
McWHORTER, MAC (Georgia '73) - Offensive Tackles/Tight Ends 1996-98
MOODY, DARRELL (NC State '70) - Offensive Coordinator/Quarterbacks 1996
MOORE, TOM (The Citadel '67) - Junior Varsity 1971-75; Defensive Backs 1976; Receivers 1977,78; Graduate Assistant 1988
MORRIS, CHAD (Texas A&M '92) - Offensive Coordinator/Quarterbacks 2011-14
MORRIS, W.C. - 1916,19
MOSS, C.S. (Clemson) - Freshmen 1933
MURRY, DON (Arkansas A&M '66) - Offensive Coordinator/Quarterbacks 1974,75, Running Backs 1973-76
NAPIER, BILLY (Furman '03) - Tight Ends 2006; Tight Ends/Recruiting Coordinator 2007,08; Quarterbacks/Recruiting Coordinator 2008; Offensive Coordinator, Quarterbacks 2009,10
NORMAN, ROCK (Roanoke '15) - Freshmen 1940-42,46-54
NORWOOD, GORDON (Arkansas '69) - Freshmen 1970-72
O'CAIN, MIKE (Clemson '77) - Graduate Assistant 1977; Quarterbacks 2000-04; Offensive Coordinator 2004
OLIVER, BILL (Alabama '62) - Defensive Backs 1986-89; Defensive Coordinator 1989
ORGEL, FRANK (Georgia '61) - Defensive Linemen 1980
OWEN, DUKE (Georgetown '53) - Freshmen 1970; Offensive Linemen 1971-75
PADGETT, FRANK (Clemson '21) - Linemen 1926
PATTON, BOB (Clemson '53) - Freshmen 1966
PEARMAN, DANNY (Clemson '87) - Offensive Tackles & Tight Ends 2008; Assistant Head Coach/Offensive Tackles/Tight Ends 2009,10; Assistant Head Coach/Special Teams Coordinator/Tight Ends 2011-18
PELL, CHARLEY (Alabama '63) - Assistant Head Coach/Defensive Coordinator 1976
POWELL, ANDRÉ (Indiana '89) - Running Backs 2007-08; Running Backs/Special Teams Coordinator 2009,10
RAMSEY, GEORGE - Backs 1933,35
REED, MIKE (Boston College '94) - Defensive Backs 2013-17; Cornerbacks 2018
REEDY, CHUCK (Appalachian State '71) - Offensive Backs 1978-89
RICHARDS, CUL - Linemen 1924,25
RODRIGUEZ, RICH (West Virginia '86) - Assistant Head Coach/Offensive Coordinator/Quarterbacks 1999,00
ROGERS, TOM (Duke) - Ends 1942
RUMPH, CHRIS (South Carolina '94) - Defensive Linemen 2006-10
SATTERFIELD, STEVE (South Carolina '60) - Freshmen 1971; Offensive Backs 1972,73
SANDERS, RED (Vanderbilt '26) - Backs 1928-30

SCHILLETTER, WILLIAM A. (Clemson '15) - Linemen 1915,19
SCOTT, BRAD (South Florida '79) - Assistant Head Coach/Tight Ends 1999-03; Assistant Head Coach/Offensive Coordinator 2000-03; Assistant Head Coach/Offensive Linemen 2004-06; Associate Head Coach/Offensive Linemen 2007-10
SCOTT, JEFF (Clemson '02) - Wide Receivers 2008, Recruiting Coordinator/Wide Receivers 2009-14; Co-Offensive Coordinator/Wide Receivers 2015-18
SEGARS, KEN (Clemson) - Freshmen 1939
SHAW, ED - Backs 1921
SHIVELY, DOUG (Kentucky '59) - Linebackers 1970-72
SMITH, BOB (Furman '34) - Defensive Linemen 1950-62; Defensive Coordinator/Defensive Linemen 1963-65, Defensive Coordinator/Linebackers 1966-69
SMITH, THIELEN (Louisiana State '77) - Defensive Linemen 1999-03; Whips/Rovers 2004
SPENCE, ROB (Iona '81) - Offensive Coordinator/Quarterbacks 2005-08
STEELE, KEVIN (Tennessee '81) - Defensive Coordinator/Linebackers 2009-11
STEELMAN, HAROLD (Arkansas '55) - Defensive Linemen 1973-76
STOCKSTILL, RICK (Florida State '82) - Quarterbacks 1989-93; Wide Receivers 1994-02; Passing Game Coordinator 1993; Co-Offensive Coordinator 1993-95; Recruiting Coordinator 1998-02
STOKLEY, NELSON (Louisiana State '68) - Quarterbacks 1980-85; Offensive Coordinator 1982-85
STREETER, BRANDON (Clemson '99) - Recruiting Coordinator/Quarterbacks 2015-18
SWINGER, BILL (SC State '65) - Freshmen 1973-75
SWINNEY, DABO (Alabama '93) - Wide Receivers 2003-06; Assistant Head Coach/Wide Receivers 2007,08
TROTT, BOBBY (North Carolina '76) - Defensive Coordinator 1990
VAN DER HEYDEN, LARRY (Iowa State '62) - Offensive Linemen 1979-92, Offensive Coordinator 1990-92
VENABLES, BRENT (Kansas State '92) - Defensive Coordinator/Linebackers 2012-18
WADE, DON (Clemson '52) - Freshmen 1953-58; Offensive Linemen 1959-67; Administrative Assistant 1983-88
WALLER, CHARLEY (Oglethorpe '42) - Offensive Backs 1957-65
WARE, BILLY (Clemson '70) - Defensive Backs 1978; Defensive Ends 1979; Administrative Assistant 1980
WEST, RON (Clemson '79) - Offensive Linemen 1999-03; Outside Linebackers 2004-08
WEST, TOMMY (Tennessee '75) - Defensive Ends 1982-89
WHITE, W.P. (Clemson '10) - Offensive 1910
WHITT, RICK (Catawba '76) - Defensive Backs 1980,81; Defensive Ends 1982,83
WILD, ORMAND (Clemson '54) - Freshmen 1965
WILLIAMS, R.C. - 1908
WILSON, RICHARD (Arkansas '81) - Wide Receivers 1990-92
WISE, CARL (King '37) - Offensive Backs 1955,56
WRENN, CLYDE (NC State '65) - Freshmen 1972; Recruiting Coordinator 1973-77, 1985-90
YOUNG, THEO (Arkansas '88) - Wide Receivers 1993

Note: Only includes coaches who served during the season.

PRO PLAYERS (ALL OUTDOOR LEAGUES)

ABDULLAH, RAHIM, OLB (1998)
Cleveland Browns, 1999-00
Edmonton Eskimos (CFL), 2002-04
Calgary Stampeders (CFL), 2005-06

ADAMS, GAINES, DE (2006)
Tampa Bay Buccaneers, 2007-09
Chicago Bears, 2009
2007 All-Rookie Team
First-Round Draft Choice, fourth player chosen, 2007

ADAMS, KEITH, LB (2000)
Dallas Cowboys, 2001-02
Berlin Thunder (NFL), 2002
Philadelphia Eagles, 2002-05
Miami Dolphins, 2006
Cleveland Browns, 2007

ALEXANDER, KEVIN, DE (2009)
Denver Broncos, 2010

***ALEXANDER, MACKENSIE**, CB (2015)
Minnesota Vikings, 2016-18

***ALLEN, DWAYNE**, TE (2011)
Indianapolis Colts, 2012-16
New England Patriots, 2017-18
2012 All-Rookie Team
2018 Super Bowl Champion

ALLEN, TERRY, TB (1989)
Minnesota Vikings, 1991-94
Washington Redskins, 1995-98
New England Patriots, 1999
New Orleans Saints, 2000
Baltimore Ravens, 2001

1996 Pro Bowl; 1996 All-Pro
***ANTHONY, STEPHONE**, LB (2014)

New Orleans Saints, 2015-16
Miami Dolphins, 2017-18
2015 All-Rookie Team

ARIRI, OBED, PK (1980)
Washington Federals (USFL), 1983
Tampa Bay Buccaneers, 1984
Washington Redskins, 1987

AUSTIN, CLIFF, TB (1982)
New Orleans Saints, 1983-84
Atlanta Falcons, 1984-86

Tampa Bay Buccaneers, 1987
AUSTIN, THOMAS, C (2009)
New England Patriots, 2010
Houston Texans, 2011
Carolina Panthers, 2012
Indianapolis Colts, 2013

BALDWIN, BOB, B (1964)
Baltimore Colts, 1966-67

BARBER, MIKE, LB (1994)
Seattle Seahawks, 1995-97
Indianapolis Colts, 1998-99
New York/New Jersey Hitmen (XFL), 2001

BARNES, GARY, OE (1961)
Green Bay Packers, 1962-63
Dallas Cowboys, 1963
Chicago Bears, 1964
Atlanta Falcons, 1966-67
First player signed and to score points for Atlanta; 1962 NFL World Champion

BARNES, TAVARIS, DE (2014)
New Orleans Saints, 2015-16
Atlanta Legends (AAF), 2018

***BATTLE, ISIAH**, OT (2014)
St. Louis Rams, 2015-16 (practice squad)
Seattle Seahawks, 2017 (practice squad)

***BEASLEY, VIC**, DE (2014)
Atlanta Falcons, 2015-18
2016 Pro Bowl

BENISH, DAN, DT (1982)
Atlanta Falcons, 1983-86
Washington Redskins, 1987-88
1987 Super Bowl Champion

BENNETT, CHARLES, DE (2005)
Tampa Bay Buccaneers, 2006-07
Tennessee Titans, 2008

BENNETT, NATHAN, OG (2006)
Baltimore Ravens, 2008

BOSTIC, JEFF, C (1979)
Washington Redskins, 1980-93
1982-87, 91 Super Bowl Champion; 1983 Pro Bowl

BOSTIC, JOE, OG (1978)
St. Louis Cardinals, 1979-88
1979 All-Rookie

BOWERS, DA'QUAN, DE (2010)
Tampa Bay Buccaneers, 2011-15

Edmonton Eskimos, 2017

BOYER, SHELTON, WR (1985)
Miami Dolphins, 1987 (replacement player)

***BRANCH, ANDRE**, DE (2011)
Jacksonville Jaguars, 2012-15

Miami Dolphins, 2016-18

***BRELAND, BASHAUD**, CB (2013)
Washington Redskins, 2014-17
Green Bay Packers, 2018

2014 All-Rookie Team
BREWSTER, DOUG, LB (1990)
Saskatchewan Roughriders (CFL), 1991

Winnipeg Blue Bombers (CFL), 1993

BROMELL, LORENZO, DE (1997)
Miami Dolphins, 1998-01

Minnesota Vikings, 2002

Oakland Raiders, 2003
New York Giants, 2004

1998 All-Rookie Team
BROOKS, JONATHAN, LB (1978)

Detroit Lions, 1979
Atlanta Falcons, 1980

Philadelphia Stars (USFL), 1983-84
1984 USFL Champions

***BROWN, JARON**, WR (2012)
Arizona Cardinals, 2013-17

Seattle Seahawks, 2018

BROWN, KOURTNEI, DE (2011)
Houston Texans, 2014

Tampa Bay Buccaneers, 2015

BROWN, LESTER, TB (1979)
Saskatchewan Roughriders (CFL), 1980-81

Montreal Concordes (CFL), 1983
Toronto Argonauts (CFL), 1984-85

Winnipeg Blue Bombers (CFL), 1986

BRYANT, JEFF, DT (1981)
Seattle Seahawks, 1982-93

First-Round Draft Choice, sixth player chosen, 1982

***BRYANT, MARTAVIS**, WR (2013)
Pittsburgh Steelers, 2014-15, 17

Oakland Raiders, 2018

BUCKNER, BRENTSON, DT (1993)
Pittsburgh Steelers, 1994-96

Played in 1996-03 Super Bowls
Kansas City Chiefs, 1997

Cincinnati Bengals, 1997
San Francisco 49ers, 1998-00

Carolina Panthers, 2001-05

BUNDREN, JIM, C (1997)
New York Jets, 1998

Cleveland Browns, 1999-00

Miami Dolphins, 2002

BUTLER, CREZDON, CB (2009)
Pittsburgh Steelers, 2010

Arizona Cardinals, 2011-12

Washington Redskins, 2012

Buffalo Bills, 2012

San Diego Chargers, 2013

Tampa Bay Buccaneers, 2014

Detroit Lions, 2015-16

BUTLER, JERRY, WR (1978)
Buffalo Bills, 1979-87

AFC Offensive Rookie-of-the-Year by UPI/
Sporting News

First-Round Draft Choice, fifth player chosen, 1979

CAGLE, JOHN, DT/LB/G (1968)
Boston Patriots, 1969

***CAIN, DEON**, WR (2017)
Indianapolis Colts, 2018 (injured reserve)

CALLICUTT, KEN, TB (1977)
Detroit Lions, 1978-82

CAMERON, DeCHANE, QB (1991)
Edmonton Eskimos (CFL), 1992

CARSWELL, ROBERT, DB (2000)
San Diego Chargers, 2001-02

***CATANZARO, CHANDLER**, PK (2013)
Arizona Cardinals, 2014-16

New York Jets, 2017

Tampa Bay Buccaneers, 2018

Carolina Panthers, 2018

2014 All-Rookie Team

CHAVIS, MIGUEL, FB (2010)

Pittsburgh Steelers, 2011 (injured reserve)

CHILDRESS, O.J., LB (1998)

New York Giants, 1999

Amsterdam Admirals (NFL), 2000

Carolina Panthers, 2000

CHIPLEY, BILL, E/DB (1941)

Boston Yanks, 1947-48

New York Bulldogs, 1949

CHUY, DON, OG (1962)
Los Angeles Rams, 1963-68

Philadelphia Eagles, 1969

CIURCIU, VINCE, LB (1999)
Tampa Bay Buccaneers, 2003

Carolina Panthers, 2003-06

Minnesota Vikings, 2007-08

Detroit Lions, 2009-10

CLARK, BRIAN, OG (1981)
Denver Broncos, 1982 (taxi squad)

CLARK, DWIGHT, WR (1978)
San Francisco 49ers, 1979-87

Led NFC in Receiving, 1981-82; 1981 and
1984 Super Bowl Champion; 1982-83 NFL

Pro Bowl; 1982 NFL MVP

CLEMONS, CHRIS, S (2008)
Miami Dolphins, 2009-13

Arizona Cardinals, 2014-15

CLINE, DOUG, LB (1959)
Houston Oilers, 1960-66

San Diego Chargers, 1966

COLEY, JAMES, TE (1988)
Chicago Bears, 1990-92

Indianapolis Colts, 1991

CONE, FRED, B/PK (1950)
Green Bay Packers, 1951-57

Dallas Cowboys, 1960

1955 NFL Field-Goal leader

CONNER, KAVELL, LB (2009)
Indianapolis Colts, 2010-13

San Diego Chargers, 2014-15

2010 All-Rookie Team

COOPER, GARY, WR (1989)
Montreal Machine (WLA), 1991

CORDILEONE, LOU, DE/DT/OG (1959)
New York Giants, 1960

San Francisco 49ers, 1961

Los Angeles Rams, 1962

Pittsburgh Steelers, 1962-63

New Orleans Saints, 1967-68

First-Round Draft Choice, 1959

***CRAWFORD, COREY**, DE (2014)

Washington Redskins, 2015 (practice squad)

Memphis Express (AAF), 2018

CROSBY, ROSCOE, WR (2003)
Indianapolis Colts, 2005 (practice squad)

CRUTCHFIELD, DARREL, DB (2000)
Philadelphia Eagles, 2001

Edmonton Eskimos (CFL), 2003-04

Montreal Alouettes (CFL), 2006

CUMBLE, JAMIE, DT (2009)
Oakland Raiders, 2010

CUNNINGHAM, BENNIE, TE (1975)
Pittsburgh Steelers, 1976-83-85

First-Round Draft Choice, 28th player chosen, 1976

1978, 1979 Super Bowl Champion

CURRIE, AIRESE, WR (2004)
Chicago Bears, 2005-06

DAIGNEAULT, DOUG, B (1959)
Ottawa RoughRiders (CFL), 1960-63

Winnipeg Blue Bombers (CFL), 1964-65

DANFORTH, KENNY, SS (1985)
Los Angeles Raiders, 1987 (replacement player)

DANTZLER, WOODROW, QB (2001)

Dallas Cowboys, 2002

Atlanta Falcons, 2003

Frankfurt Galaxy, 2005 (NFL)

DAVIS, BILLY, LB (1983)

St. Louis Cardinals, 1984

DAVIS, DEXTER, CB (1990)

Phoenix Cardinals, 1991-92

Los Angeles Rams, 1993-95

DAVIS, JAMES, RB (2008)

Cleveland Browns, 2009-10

Washington Redskins, 2010

Detroit Lions, 2011

DAVIS, JEFF, LB (1981)

Tampa Bay Buccaneers, 1982-87

Captain of Tampa Bay, 1984-87

DAVIS, TY, CB (1984)

New York Giants, 1985-86 (Injured reserve

entire 1986 season with Super Bowl Cham-

pions)

Detroit Lions, 1987

DAWKINS, BRIAN, SS (1995)

Philadelphia Eagles, 1996-08

Denver Broncos, 2009-11

1996 All-Rookie; 1999-01, 02, 04, 05, 06, 08, 09, 11

Pro Bowl; 2001, 02, 04, 06 All-Pro

DIGGS, BUBBA, TE (1981)
Washington Federals (USFL), 1983

DINGLE, ADRIAN, DE (1998)
San Diego Chargers, 1999-04

DODD, KEVIN, DE (2015)
Tennessee Titans, 2016-17

DOLCE, CHRIS, OG (1979)
Washington Federals (USFL), 1983

DOWNER, COLE, TE (2005)
Amsterdam Admirals (NFL), 2006

DRIVER, STACY, TB (1985)
Cleveland Browns, 1987 (replacement player)

DUKES, MIKE, LB (1958)
Houston Oilers, 1960-63

Patriots, 1964-65

New York Jets, 1965

DUNN, K.D., TE (1984)
Tampa Bay Buccaneers, 1985

Washington Redskins, 1987

New York Jets, 1988

Montreal Machine (WLA), 1991

DURHAM, STEVE, DE (1980)
Baltimore Colts, 1982

EASON, NICK, DT (2002)
Denver Broncos, 2003

Scottish Claymores (NFL), 2003

Cleveland Browns, 2004-06

Pittsburgh Steelers, 2007-10

Arizona Cardinals, 2011-12

2008 Super Bowl Champion

EDWARDS, ANTWAN, CB (1998)
Green Bay Packers, 1999-03

Miami Dolphins, 2004

Atlanta Falcons, 2005

First-round draft pick, 1999

***ELLINGTON, ANDRE**, RB (2012)
Arizona Cardinals, 2013-17

2013 All-Rookie Team

EPPESS, ROY, DB (1977)
Tampa Bay Bandits (USFL), 1983

Arizona Wranglers (USFL), 1984

EVANS, LEOMONT, FS (1995)
Washington Redskins, 1996-99

Los Angeles Xtreme (XFL), 2001

FARR, JAMES, OG (1983)
Washington Federals (USFL), 1984

Orlando Renegades (USFL), 1985

FLAGLER, TERRENCE, TB (1986)
San Francisco 49ers, 1987-89

Dallas Cowboys, 1990

Phoenix Cardinals, 1990-91

First-Round Draft Choice, 25th player chosen, 1987

1988 and 1989 Super Bowl Champion

FLOWERS, KENNY, TB (1986)
Atlanta Falcons, 1987-1989

FORD, JACOBY, WR (2009)
Oakland Raiders, 2010-12

2010 All-Rookie

FREEMAN, DALTON, C (2012)
New York Jets, 2013-14

Houston Texans, 2015

FRITTS, GEORGE, OT (1941)

Philadelphia Eagles, 1945

FRY, DUSTIN, C (2006)

St. Louis Rams, 2007-08

Carolina Panthers, 2009

FUDGE, JAMAAL, S (2005)

Jacksonville Jaguars, 2006-07

Atlanta Falcons, 2008-09

FULLER, STEVE, QB (1978)

Kansas City Chiefs, 1979-83

Los Angeles Rams, 1983

Chicago Bears, 1984-87

San Diego Chargers, 1988

First-Round Draft Choice, 23rd player

chosen, 1979; 1985 Super Bowl Champion

GADDIS, C.J., CB (2006)

Atlanta Falcons, 2007 (PS)

GAGE, BOBBY, TB (1948)

Pittsburgh Steelers, 1949-50

First-round draft pick, sixth player chosen,

1948

PRO PLAYERS (ALL OUTDOOR LEAGUES)



FOUR-YEAR NFL VETERAN GRADY JARRETT HAS BEEN ONE OF THE BEST INTERIOR DEFENSIVE LINEMEN IN THE LEAGUE.

***GALLMAN, WAYNE**, RB (2016)
New York Giants, 2017,18

GAMBLE, JASON, C (1998)
Scottish Claymores (NFLE), 2000
Orlando Rage (XFL), 2001

GARDNER, ROD, WR (2000)
Washington Redskins, 2001-04
Carolina Panthers, 2005
Green Bay Packers, 2005
Kansas City Chiefs, 2006
First-Round Draft Choice, 2001

GARDOCKI, CHRIS, P/PK (1990)
Chicago Bears, 1991-94
Indianapolis Colts, 1995-98
Cleveland Browns, 1999-03
Pittsburgh Steelers, 2004-06
1996 Pro Bowl
2005 Super Bowl Champion

GETER, ERIC, DB (1992)
Las Vegas Posse (CFL), 1994

***GILCHRIST, MARCUS**, DB (2010)
San Diego Chargers, 2011-14
New York Jets, 2015,16
Houston Texans, 2017
Oakland Raiders, 2018

GOODMAN, MALLICIAH, DE (2012)
Atlanta Falcons, 2013-15

***GOODSON, B.J.**, LB (2015)
New York Giants, 2016-18

GREEN, T.J., S (2015)
Indianapolis Colts, 2016,17

GREENE, NEALON, QB (1997)
Toronto Argonauts (CFL), 1998-01
Saskatchewan Roughriders (CFL), 2002-05
Montreal Alouettes (CFL), 2006

GRIFFIN, STEVE, TB (1986)
Atlanta Falcons, 1987

GRISHAM, TYLER, WR (2008)
Pittsburgh Steelers, 2009-11

HAIRSTON, CHRIS, OT (2010)
Buffalo Bills, 2011-14
San Diego Chargers, 2015-17

HALL, BEN, TE (2004)
Arizona Cardinals, 2005
Seattle Seahawks (NFLE), 2006,07

HALL, DELTON, CB (1986)
Pittsburgh Steelers, 1987-91
San Diego Chargers, 1992,93
1987 All-Rookie Team

HALL, HOLLIS, DB (1981)
Arizona Wranglers (USFL), 1983
Houston Gamblers (USFL), 1984

HALL, LAMONT, TE (1997)

Rhein Fire (NFLE), 1999
Green Bay Packers, 1999
New Orleans Saints, 2000-05

HAMILTON, DERRICK, DT (2003)
San Francisco 49ers, 2004-06
Tampa Bay Buccaneers, 2007

HAMLIN, MICHAEL, S (2008)
Dallas Cowboys, 2009,10
Jacksonville Jaguars, 2010

HAMMOND, VANCE, DT (1990)
Sacramento Goldminers (CFL), 1994

HARPER, JAMIE, RB (2010)
Tennessee Titans, 2011,12

HARRELL, RICKY, C (1972)
New York Jets, 1973

HARRIS, RUDY, FB (1992)
Tampa Bay Buccaneers, 1993,94

HATCHER, DALE, P (1984)
Los Angeles Rams, 1985-89, 91
Miami Dolphins, 1993
1985 All-Pro, 1985 All-Rookie, 1985 Pro Bowl
First Kicker Chosen in 1985 Draft

HAYES, RUDY, LB (1958)
Pittsburgh Steelers, 1959,60,62

HEADEN, ANDY, LB (1982)
New York Giants, 1983-88
1986 Super Bowl Champion

***HEARN, TAYLOR**, OG (2017)
Carolina Panthers, 2018

HEFNER, LARRY, LB (1971)
Green Bay Packers, 1972-75

HENDERSON, JEROME, CB (1990)
New England Patriots, 1991-93, 96
Buffalo Bills, 1993,94
Philadelphia Eagles, 1995
New York Jets, 1997,98
Played in 1994 and 1996 Super Bowl

HENDLEY, DICK, BB (1950)
Pittsburgh Steelers, 1951

HENRY, WILLIAM, OT (2003)
Frankfurt Galaxy (NFLE), 2005
Seattle Seahawks, 2005

HILL, LEROY, LB (2004)
Seattle Seahawks, 2005-12

HILL, TYE, CB (2005)
St. Louis Rams, 2006-08
Atlanta Falcons, 2009
Detroit Lions, 2010
First-Round Draft Choice, 2006
All-Rookie Team, 2006

***HOPKINS, DeANDRE**, WR (2012)
Houston Texans, 2013-18

First-Round Draft Choice, 2013
2013 All-Rookie Team; 2015,17,18 Pro Bowl; 2017 All-Pro

HORNE, TONY, WR (1997)
St. Louis Rams, 1998-00
1999 Super Bowl Champion; NFL Kickoff Return Champion, 1999

HUDSON, BILL, DT (1956)
Montreal Alouettes (CFL), 1957-60
San Diego Chargers, 1961,62
Boston Patriots, 1963
1962 Pro Bowl

HUDSON, BOB, DE/LB/DB (1950)
New York Giants, 1951,52
Philadelphia Eagles, 1953-55,57,58
Washington Redskins, 1959
Dallas Texans, 1960
Denver Broncos, 1960,61

HULSEY, COREY, OG (1998)
Buffalo Bills, 2001
Oakland Raiders, 2003-06

***HUMPHRIES, ADAM**, WR (2014)
Tampa Bay Buccaneers, 2015-18

IGWEBUIKE, DONALD, PK (1984)
Tampa Bay Buccaneers, 1985-89
Minnesota Vikings, 1990
Baltimore (CFL), 1994

INABINET, CLARENCE, OG (1935)
Rochester Tigers, 1936

JACKSON, STEVEN, FB (2005)
Carolina Panthers, 2006

JAMISON, BRANDON, LB (2002)
Atlanta Falcons, 2005
Carolina Panthers, 2006,07

JAMISON, VONTRELL, DE (2004)
Dallas Cowboys, 2005

***JARRETT, GRADY**, DT (2014)
Atlanta Falcons, 2015-18

***JENKINS, JARVIS**, DT (2010)
Washington Redskins, 2011-14
Chicago Bears, 2015
New York Jets, 2016
Kansas City Chiefs, 2016-18

JENKINS, RALPH, C (1946)
Pittsburgh Steelers, 1947

JENNINGS, KEITH, WR (1988)
Dallas Cowboys, 1989
Montreal Machine (WLAF), 1991
Chicago Bears, 1991-97
Las Vegas Outlaws (XFL), 2001

JOHNSON, JOHN, OLB (1990)
San Francisco 49ers, 1991-93
Cincinnati Bengals, 1994
New Orleans Saints, 1995

JOHNSON, TRACY, FB (1988)
Houston Oilers, 1989
Atlanta Falcons, 1990,91
Seattle Seahawks, 1992-95
Tampa Bay Buccaneers, 1996

JOLLY, TERRY, DT (2000)
Barcelona Dragons (NFLE), 2002

JONES, CHRIS, LB (1998)
Barcelona Dragons (NFLE), 2000

JORDAN, HOMER, QB (1982)
Saskatchewan Roughriders (CFL), 1983-85
Ottawa Roughriders (CFL), 1985
Winnipeg Blue Bombers (CFL), 1986
Cleveland Browns, 1987 (replacement player)

***KEARSE, JAYRON**, S (2015)
Minnesota Vikings, 2016-18

KELLY, AARON, WR (2008)
Hamilton Tiger-Cats, 2011,12
Winnipeg Blue Bombers, 2013,14

KENNEY, STEVE, OT (1978)
Philadelphia Eagles, 1979-86
Detroit Lions, 1986,87
1980 Super Bowl participant

KINARD, TERRY, DB (1982)
New York Giants, 1983-89
Houston Oilers, 1990
First-Round Draft Choice, 10th player chosen, 1983
1983 All-Rookie Team; 1986 Super Bowl Champion; 1988 Pro Bowl

KIRKLAND, LEVON, OLB (1991)
Pittsburgh Steelers, 1992-00
Seattle Seahawks, 2001
Philadelphia Eagles, 2002

Played in 1996 Super Bowl; 1996,97 Pro Bowl; 1996,97 All-Pro; NFL All-Decade Team (1990s)

LATIMER, AL, DB (1978)
Philadelphia Eagles, 1979
San Francisco 49ers, 1980
Winnipeg Blue Bombers (CFL), 1981
Detroit Lions, 1982-84

***LAWSON, SHAQ**, DE (2015)
Buffalo Bills, 2016-18
First-Round Draft Choice, 2016

LEAKE, JOHN, LB (2003)
Atlanta Falcons, 2005,06
Green Bay Packers, 2005

***LEGGETT, JORDAN**, TE (2016)
New York Jets, 2017,18

MACK, KEVIN, RB (1983)
Los Angeles Express (USFL), 1984
Cleveland Browns, 1985-93
1985, 1987 Pro Bowl; 1985 All-Rookie Team

MACK, TERENCE, DE (1986)
St. Louis Cardinals, 1987

MANCE, BRIAN, CB (2002)
Amsterdam Admirals (NFLE), 2004

MASS, WAYNE, T (1967)
Chicago Bears, 1968-70
Miami Dolphins, 1971
New England Patriots, 1972
Philadelphia Eagles, 1972

MATHEWS, RAY, B/WR (1950)
Pittsburgh Steelers, 1951-59
Dallas Cowboys, 1960
Calgary Stampeders (CFL), 1961
1952, 1953, 1955 NFL Pro Bowl

MATHIS, BILL, RB (1959)
New York Titans, 1960-62
New York Jets, 1963-69
1968 Super Bowl Champion; 1961 All-Pro; 1961, 1963 AFL Pro Bowl

MAXWELL, BYRON, CB (2010)
Seattle Seahawks, 2011-14
Philadelphia Eagles, 2015
Miami Dolphins, 2016,17
2013 Super Bowl Champion

McCALL, JEFF, FB/TE (1982)
Los Angeles Raiders, 1983 (taxi squad)

McCANDLESS, JIM, OG (1958)
Houston Oilers, 1960

***McCLOUD, RAY-RAY**, WR (2017)
Buffalo Bills, 2018

McCLAIN, ANTOINE, OT (2011)
Baltimore Ravens, 2012
Buffalo Bills, 2013
Chicago Bears, 2014
Arizona Cardinals, 2015

McCLEON, DEXTER, CB (1996)
St. Louis Rams, 1997-02
Kansas City Chiefs, 2003-05
Houston Texans, 2006
1999 Super Bowl Champion

McCULLOUGH, RICHARD, DT (1988)
Denver Broncos, 1989,90

McDANIEL, ED, ILB (1991)
Minnesota Vikings, 1992-01
1998 Pro Bowl

McFADDEN, BANKS, B (1939)
Brooklyn Dodgers, 1940

McGLOCKTON, CHESTER, DT (1991)
Oakland Raiders, 1992-97
Kansas City Chiefs, 1998-00
Denver Broncos, 2001,02
New York Jets, 2003
1994-96 All-Pro; 1994-97 Pro Bowl

McKENZIE, DAMONTE, DT (1998)
Dallas Cowboys, 2000
Rhein Fire (NFLE), 2002
Amsterdam Admirals (NFLE), 2003

McMAKIN, JOHN, TE (1971)
Pittsburgh Steelers, 1972-74
Detroit Lions, 1975
Seattle Seahawks, 1976
1974 Super Bowl Champion

McNEAL, BRYANT, DE (2002)
Denver Broncos, 2003,04
Seattle Seahawks, 2005
Oakland Raiders, 2006

McSWAIN, CHUCK, RB (1982)
Dallas Cowboys, 1983,84

PRO PLAYERS (ALL OUTDOOR LEAGUES)

New England Patriots, 1987
McSWAIN, ROD, DB (1983)
 New England Patriots, 1984-90
 Played in 1986 Super Bowl
MEEKS, JONATHAN, S (2012)
 Buffalo Bills, 2013-16
MERLING, PHILLIP, DE (2007)
 Miami Dolphins, 2008-11
 Green Bay Packers, 2012
 Washington Redskins, 2013
MILLER, JUSTIN, CB (2004)
 New York Jets, 2005-09
 Oakland Raiders, 2008,09
 2006 Pro Bowl
MILTON, ELDRIDGE, LB (1985)
 Chicago Bears, 1987
MOORE, OTIS, DT (1989)
 Birmingham Fire (WLA), 1991,92
MORGAN, DWAYNE, OT (1995)
 Toronto Argonauts (CFL), 1998,99,02
 Atlanta Falcons, 2003
MULLIGAN, WAYNE, C (1969)
 St. Louis Cardinals, 1969-73
 New York Jets, 1974,75
***O'DANIEL, DORIAN**, LB (2017)
 Kansas City Chiefs, 2018
OLSON, HAROLD, OT (1959)
 Buffalo Bills, 1960-62
 Denver Broncos, 1963,64
 1962 All-Pro
OLSZEWSKI, HARRY, OG (1967)
 Montreal Alouettes (CFL), 1969,70
O'NEAL ROBERT, FS (1992)
 Indianapolis Colts, 1993-95
 Amsterdam (World League), 1996,97
PAGLIEI, JOE, B (1955)
 Calgary Stampeders (CFL), 1956
 Philadelphia Eagles, 1959
 New York Titans, 1960
PALMER, MICHAEL, TE (2009)
 Atlanta Falcons, 2010-12
 Pittsburgh Steelers, 2013,14
PATTON, BOB, DT (1951)
 New York Giants, 1952
***PEAKE, CHARONE**, WR (2015)
 New York Jets, 2016-18
PEEPLES, KEN, OG (1974)
 Winnipeg Blue Bombers (CFL), 1975
PERRY, MICHAEL DEAN, DT (1987)
 Cleveland Browns, 1988-94
 Denver Broncos, 1995-97
 Kansas City Chiefs, 1997
 1988 All-Rookie Team; 1989-91, 1993
 All-Pro; 1989-91, 1993,94,96 Pro Bowl
PERRY, WILLIAM, MG/FB (1984)
 Chicago Bears, 1985-1992
 Philadelphia Eagles, 1993,94
 London Monarchs, 1996
 1985 Super Bowl Champion; 1985 All-Rookie Team
 First-Round Draft Choice, 22nd player chosen, 1985
***PINION, BRADLEY**, P (2014)
 San Francisco 49ers, 2015-18
PLEASANT, REGGIE, CB (1984)
 Atlanta Falcons, 1985
 Tampa Bay Buccaneers, 1986
 Toronto Argonauts (CFL), 1987-94
 Edmonton Eskimos (CFL), 1996,97
 1988 All-CFL; 1988-91 All-Division; 1991
 Grey Cup Champion
POOLE, BOB, End (1963)
 San Francisco 49ers, 1964,65
 Houston Oilers, 1966,67
POTTS, ROBERT, T (1919)
 Frankford Yellow Jackets, 1926
 NFL World Champion, 1926
PRIESTER, RAYMOND, RB (1997)
 Tennessee Oilers, 1998
PROCTOR, WILL, QB (2006)
 Montreal Alouettes (CFL), 2007
 Calgary Stampeders, 2008
 2008 Grey Cup Champion
PRYCE, TREVOR, DT (1996)
 Denver Broncos, 1997-05
 Baltimore Ravens, 2006-10
 New York Jets, 2010
 First-Round Draft Choice, 1997
 1997,98 Super Bowl Champion; 1999-02

Pro Bowl
***READER, D.J.**, DT (2015)
 Houston Texans, 2016-18
REESE, ARCHIE, DE (1977)
 San Francisco 49ers, 1978-81
 1981 Super Bowl Champion
 Los Angeles Raiders, 1982,83
 Pittsburgh Maulers (USFL), 1984
REEVES, MARION, TB (1973)
 Philadelphia Eagles, 1974
 Winnipeg Blue Bombers (CFL), 1975,76
REMBERT, JOHNNY, LB (1982)
 New England Patriots, 1983-92
 1988 All-Pro; 1988 Pro Bowl
RICHARDSON, BARRY, OT (2007)
 Kansas City Chiefs, 2008-11
 St. Louis Rams, 2012
 Detroit Lions, 2013
RIGGS, JIM, TE (1986)
 Cincinnati Bengals, 1987-92
 Washington Redskins, 1993
ROBINSON, JAMES, DT (1983)
 Los Angeles Express (USFL), 1984,85
ROME, STAN, WR (1975)
 Kansas City Chiefs, 1979-82
 Washington Redskins (USFL), 1983
ROUNTREE, GLENN, G (1997)
 Carolina Panthers, 1998
 Denver Broncos, 1999
 Barcelona Dragons (NFLE), 2000
 Memphis Maniax (XFL), 2001
ROUSE, WARDELL, OLB (1994)
 Tampa Bay Buccaneers, 1995,96
 Rhein Fire (NFLE), 1998
RYANS, LARRY, WR (1992)
 Detroit Lions, 1993
 Tampa Bay Buccaneers, 1996
 Rhein Fire (NFLE), 1998,99
 Los Angeles Xtreme (XFL), 2001
SAPP, PATRICK, OLB (1995)
 San Diego Chargers, 1996,97
 Arizona Cardinals, 1998,99
 Memphis Maniax (XFL), 2001
SAPP, RICKY, DE (2009)
 Philadelphia Eagles, 2010 (injured reserve)
 New York Jets, 2011-13
 Houston Texans, 2013,14
SAUVE, JEFF, PK (1995)
 Rhein Fire (NFLE), 1999
***SCOTT, ARTAVIS**, WR (2016)
 Los Angeles Chargers, 2017 (PS),18
SCOTT, DORELL, DT (2008)
 St. Louis Rams, 2009-11
SCOTT, JIM, DL (1983)
 Orlando Renegades (USFL), 1985
SCOTT, RANDY, LB (1978)
 Winnipeg Blue Bombers (CFL), 1980
 Calgary Stampeders (CFL), 1980
***SENSABAUGH, COTY**, CB (2011)
 Tennessee Titans, 2012-15
 St. Louis Rams, 2016
 New York Giants, 2016
 Pittsburgh Steelers, 2017,18
***SHATLEY, TYLER**, OL (2013)
 Jacksonville Jaguars, 2014-18
SHEPPARD, ASHLEY, OLB (1992)
 Minnesota Vikings, 1993-95
 Jacksonville Jaguars, 1995
 Los Angeles Rams, 1995
SIMMONS, ANTHONY, LB (1997)
 Seattle Seahawks, 1998-04
 First-Round Draft Choice, 15th player chosen, 1998
SIMMONS, WAYNE, OLB (1992)
 Green Bay Packers, 1993-96
 Kansas City Chiefs, 1997,98
 1993 All-Rookie Team; 1996 Super Bowl Champion
SIMS, MARVIN, FB (1979)
 Baltimore Colts, 1980,81
SMITH, AKIL, OT (2001)
 Washington Redskins, 2002
 Barcelona Dragons (NFLE), 2003
SMITH, EMORY, FB (1995)
 Scottish Claymores (NFLE), 1999
SMITH, RICHARD, DB (1988)
 Raleigh-Durham Skyhawks (WLA), 1991
SMITH, RONNIE, LB (1977)
 Saskatchewan Roughriders (CFL), 1980

SPILLER, C.J., RB (2009)
 Buffalo Bills, 2010-14
 New Orleans Saints, 2015
 Seattle Seahawks, 2016
 New York Jets, 2016
 Kansas City Chiefs, 2017
 First-Round Draft Pick, 2010
 2013 Pro Bowl
STEPHENS, DARNELL, OLB (1995)
 Tampa Bay Buccaneers, 1995,96
STEWART, TONY, LB (2014)
 Buffalo Bills, 2015
STUCKEY, CHANSI, WR (2006)
 New York Jets, 2007-09
 Cleveland Browns, 2009,10
 Arizona Cardinals, 2011
STUCKEY, JIM, DT (1979)
 San Francisco 49ers, 1980-86
 New York Jets, 1986
 San Diego Chargers, 1987
 First-Round Draft Pick, 20th player chosen, 1980
 1981 and 1984 Super Bowl Champion
SWIFT, BOB, FB/C/G (1963)
 British Columbia Lions (CFL), 1964,65
 Toronto Argonauts (CFL), 1966-70
 Winnipeg Blue Bombers (CFL), 1971-78
 1972,74 All-Pro
***TANKERSLEY, CORDREA**, CB (2016)
 Miami Dolphins, 2017,18
TAYLOR, RENDRICK, TE (2009)
 Tampa Bay Buccaneers, 2010
TESTERMAN, DON, RB (1975)
 Seattle Seahawks, 1976-78
 Washington Redskins, 1979
 Miami Dolphins, 1980
***THOMAS, BRANDON**, OL (2013)
 San Francisco 49ers, 2014 (IR),15
 Detroit Lions, 2017 (practice squad)
 Jacksonville Jaguars, 2018 (practice squad)
THOMAS, DOUG, WR (1990)
 Seattle Seahawks, 1991-93
THOMAS, RODNEY, LB (2002)
 Amsterdam Admirals (NFLE), 2004
THOMPSON, BRANDON, DT (2011)
 Cincinnati Bengals, 2012-16
THOMPSON, DAVE, C/OG/T (1970)
 Detroit Lions, 1971-73
 New Orleans Saints, 1974,75
THORSLAND, OSCAR, End (1962)
 Ottawa Roughriders (CFL), 1963
TIMMONS, CHARLIE, B (1941)
 Brooklyn Dodgers, 1946
TINSLEY, SID, TB (1944)
 Pittsburgh Steelers, 1945
TRAPP, JAMES, DB (1992)
 Oakland Raiders, 1993-98
 Baltimore Ravens, 1999-02
 Jacksonville Jaguars, 2003
 2000 Super Bowl Champion
TREADWELL, DAVID, PK (1987)
 Denver Broncos, 1989-92
 New York Giants, 1993,94
 1989 Pro Bowl; 1989 All-Rookie Team
TRIPLETT, DANNY, LB (1982)
 Washington Redskins (USFL), 1984
TUTEN, RICH, DL (1978)
 Ottawa Roughriders (CFL), 1980
TUTTLE, PERRY, WR (1981)
 Buffalo Bills, 1982,83
 First-Round Draft Choice, 1982
 Tampa Bay Buccaneers, 1984
 Atlanta Falcons, 1984
 Winnipeg Blue Bombers (CFL), 1986-91
 1987 All-CFL; 1990 Grey Cup Champion;
 Inducted into Winnipeg Blue Bombers Hall of Fame, 1997
VAUGHN, KHALEED, DE (2003)
 Atlanta Falcons, 2004
 Carolina Panthers, 2005
WALKER, GREGORY, OG (2003)
 New York Giants, 2004
WALLS, HENRY, LB (1985)
 New York Jets, 1987 (replacement player)
 Montreal Machine (WLA), 1991
WALTERS, JOEY, WR/DB (1976)
 Winnipeg Blue Bombers (CFL), 1977
 Saskatchewan Roughriders (CFL), 1977,78,80-82

British Columbia Lions (CFL), 1979
 Washington Redskins (USFL), 1983,84
 Orlando Renegades (USFL), 1985
 Houston Oilers, 1987
 1982 All-CFL; Set CFL receiving record, 1982
WASHINGTON, DONNELL, DT (2003)
 Green Bay Packers, 2004,05 (injured reserve)
WASHINGTON, JAY, RB (1973)
 Winnipeg Bombers (CFL), 1974-79
 Saskatchewan Roughriders (CFL), 1980
 CFL Rushing Leader, 1976
WATERS, ANTHONY, LB (2006)
 San Diego Chargers, 2007,08
 New Orleans Saints, 2009,10
 2009 Super Bowl Champion
WATERS, CHARLIE, CB (1969)
 Dallas Cowboys, 1970-78,80,81
 1971 and 1977 Super Bowl Champion;
 1977, 1978 All-Pro; 1976-78 Pro Bowl;
 Selected to All-Time Cowboys team
***WATKINS, CARLOS**, DT (2016)
 Houston Texans, 2017,18
***WATKINS, SAMMY**, WR (2013)
 Buffalo Bills, 2014-16
 Los Angeles Rams, 2017
 Kansas City Chiefs, 2018
 2014 All-Rookie
***WATSON, DESHAUN**, QB (2016)
 Houston Texans, 2017,18
 2017 All-Rookie; 2018 Pro Bowl
WELLS, JOEL, B (1956)
 Montreal Alouettes (CFL), 1957-60
 New York Giants, 1961
WHITE, HARVEY, QB (1959)
 Boston Patriots, 1960
 First player ever signed by Patriots
WHITEHURST, CHARLIE, QB (2005)
 San Diego Chargers, 2006-09,12,13
 Seattle Seahawks, 2010,11
 Tennessee Titans, 2014,15
 Indianapolis Colts, 2015
 Cleveland Browns, 2016
WHITLEY, CURTIS, C (1991)
 San Diego Chargers, 1992-94
 Played in 1995 Super Bowl
 Carolina Panthers, 1995,96
 1995 All-Pro by Sports Illustrated
 Oakland Raiders, 1997
WILLARD, JONATHAN, LB (2012)
 Tennessee Titans, 2013
WILLIAMS, BRETT, DE (1996)
 Seattle Seahawks, 1998
***WILLIAMS, DeSHAWN**, DT (2014)
 Cincinnati Bengals, 2015 (PS),16
 Denver Broncos, 2018
WILLIAMS, KEITH, LB (1986)
 Los Angeles Raiders, 1987 (replacement player)
***WILLIAMS, MIKE**, WR (2016)
 Los Angeles Chargers, 2017,18
WILLIAMS, PERRY, CB (1986)
 New England Patriots, 1987 (replacement player)
WILLIAMS, RAY, WR (1986)
 Cleveland Browns, 1987 (replacement player)
WILLIAMS RONALD, RB (1992)
 Hamilton Tiger-Cats (CFL), 1997-01
 Edmonton Eskimos (CFL), 2002
WITHERSPOON, DERRICK, RB (1993)
 Shreveport Pirates, 1994
 Philadelphia Eagles, 1995-97
WITHERSPOON, TERRY, FB (2000)
 Dallas Cowboys, 2001
WOOLFORD, DONNELL, CB (1988)
 Chicago Bears, 1989-96
 Pittsburgh Steelers, 1997
 Carolina Panthers, 1998
 1993 Pro Bowl
WORTHY, FRED, End (1983 (Track))
 Oakland Invaders (USFL), 1984
YOUNGBLOOD, KEVIN, WR (2003)
 Atlanta Falcons, 2004-06

* - active; Note: Pro Bowl and Super Bowl years are seasons, not year played; includes outdoor football only; includes practice squad players.

NFL DRAFT PICKS

Date	Rd	Pick	Player, Pos.	Team
12/9/38	5	40	Don Willis, B	Giants
	16	142	Gus Goins, E	Cardinals
12/9/39	1	4	*Banks McFadden, B	Dodgers
	13	120	Joe Payne, G	Giants
	18	161	Shad Bryant, B	Cardinals
12/22/41	5	35	Joe Blalock, E	Lions
	19	176	*Charlie Timmons, B	Redskins
4/8/43	20	189	Marion Butler, B	Bears
4/6/45	10	93	Billy Poe, B	Bears
1/14/46	6	43	Marion Woods, G	Steelers
	15	136	Jim Hough, G	Packers
	29	276	Frank Saunders, T	Packers
12/16/46	8	57	*Bill Chipley, E/DB	Yanks
	16	138	*Ralph Jenkins, C	Steelers
	27	246	Tom Salisbury, G	Giants
12/21/48	1	6	*Bobby Gage, B	Steelers
	2	14	Bobby Gage, B	Colts (AFC)
	7	71	Frank Gillespie, G	Eagles
1/18/51	3	27	*Fred Cone, B	Packers
	7	81	*Ray Mathews, B	Steelers
	11	131	Wyndie Wyndham, LB	Yanks
	12	146	*Bob Hudson, E	Giants
	22	262	*Dick Hendley, B	Steelers
	25	300	Jackie Calvert, B	Rams
1/12/52	5	59	*Bob Patton, T	Giants
	13	148	Billy Hair, B	Packers
1/22/53	6	66	Tom Barton, G	Steelers
	10	121	Dreher Gaskins, E	Lions
	18	209	Jim Shirley, B	Bears
	29	340	Earl Wrightenberry, T	Cardinals
1/28/54	24	285	Nathan Gressette, T	Eagles
1/27/55	16	190	Clyde White, G	Eagles
	21	244	Buck George, B	Redskins
	28	334	Wingo Avery, C	Eagles
1/12/56	4	43	B.C. Inabinet, T	Colts
	22	254	Dick Marazza, T	Lions
	25	292	Billy O'Dell, B	Steelers
1/31/57	2	18	*Joel Wells, B	Packers
	3	34	*Bill Hudson, T	Cardinals
1/28/58	17	200	Bill Thomas, C	Rams
	24	280	Jim Padgett, C	Eagles
1/21/59	14	158	Jack Smith, T	Eagles
	14	162	*Mike Dukes, B	49ers
	16	192	Morris Keller, T	Colts
	20	230	Jim Payne, G	Eagles
	20	235	*Rudy Hayes, B	Steelers
1960	1	12	*Lou Cordileone, T	Giants
	@		Lou Cordileone, T	Bills (AFL)
	2	13	*Harold Olson, T	Cardinals
	@		Harold Olson, T	Bills (AFL)
	@		*Harvey White, QB	Patriots (AFL)
	8	88	*Bill Mathis, HB	49ers
	@		Bill Mathis, HB	Broncos (AFL)
	14	168	*Doug Cline, FB	Giants
	@		Doug Cline, FB	Oilers (AFL)
12/5/60	12	156	Lowndes Shingler, QB	Cowboys
	9		Lowndes Shingler, QB	Raiders (AFL)
12/27/60	5	63	Ron Osborne, T	Colts
	10	134	Jimmy King, T	Cardinals
	14		Jimmy King, T	Oilers (AFL)
12/4/61	3	41	*Gary Barnes, E	Packers
	9	69	Gary Barnes, E	Titans (AFL)
	29	231	Ron Osborne, T	Oilers (AFL)
12/3/62	5	67	*Don Chuy, T	Rams
	5	38	Don Chuy, T	Oilers (AFL)
12/2/63	2	23	Pat Crain, HB	Bears
	8	102	*Bob Poole, E	49ers
	15	118	Pat Crain, HB	Oilers (AFL)
	14	190	Johnny Case, E	Colts
11/28/64	5		^ John Boyette, T	Bills (AFL)
	17	237	John Boyette, T	Browns
11/27/65	7		^ Randy Smith, LB	Jets (AFL)
	9		^ Wayne Page, DE	Chargers (AFL)
	12	177	Ricky Johnson, T	Cardinals
	12	182	Wayne Page, DE	Bears
11/18/66			! Randy Smith, LB	Falcons
3/14/67	14	360	Floyd Rogers, T	Browns
1/30/68	3	64	*Harry Olszewski, G	Browns
	4	99	*Wayne Mass, T	Bears
	5	134	Jackie Jackson, RB	Browns
	9	230	Frank Liberatore, DB	Redskins
1/28/69	8	201	*Wayne Mulligan, C	Cardinals
	14	344	*John Cagle, LB	Patriots
1/27/70	3	66	*Charlie Waters, DB	Cowboys
	11	283	Ivan Southerland, T	Cowboys
	14	347	Jack King, G	49ers
1/28/71	2	30	*Dave Thompson, LB	Lions
2/1/72	3	63	*John McMakin, TE	Steelers

	9	217	Don Kelley, DB	Steelers
	14	346	*Larry Hefner, LB	Packers
1/30/73	6	155	*Rick Harrell, C	Jets
	11	266	Ed Seigler, PK	Bears
1/29/74	6	131	\$ Jay Washington, RB	Chiefs
4/8/76	1	28	*Bennie Cunningham, TE	Steelers
	10	282	*Don Testerman, RB	Dolphins
	11	303	Craig Brantley, WR	Giants
	15	424	Gary Alexander, T	Colts
5/2/78	5	127	*Archie Reese, DT	49ers
	8	213	% Roy Eppes, DB	Jets
	11	305	Lacy Brumley, OT	Broncos
5/3/79	1	5	*Jerry Butler, WR	Bills
	1	23	*Steve Fuller, QB	Chiefs
	3	64	*Joe Bostic, OT	Cardinals
	4	92	*Jonathan Brooks, LB	Lions
	10	249	*Dwight Clark, WR	49ers
	11	277	*Stan Rome, WR	Chiefs
4/29/80	1	20	*Jim Stuckey, DT	49ers
	7	189	\$ Lester Brown, RB	Cowboys
	12	324	*Marvin Sims, FB	Colts
4/28/81	6	140	*Steve Durham, DT	Seahawks
	7	178	*Obed Ariri, PK	Colts
4/27/82	1	6	*Jeff Bryant, DT	Seahawks
	1	19	\$ Perry Tuttle, WR	Bills
	5	128	% Jeff Davis, LB	Buccaneers
	7	188	% Hollis Hall, DB	Chargers
	9	225	Tony Berryhill, C	Colts
	12	327	*Brian Clark, OG	Broncos
4/26/83	1	10	*Terry Kinard, FS	Giants
	3	66	*Cliff Austin, TB	Saints
	4	101	*Johnny Rembert, LB	Patriots
	5	135	*Chuck McSwain, RB	Cowboys
	7	194	*Jeff McCall, FB	Raiders
	8	205	*Andy Headen, LB	Giants
	11	282	% Danny Triplett, LB	Rams
	11	290	Bob Mayberry, OG	Seahawks
	11	298	Brian Butcher, OG	Vikings
	12	318	Frank Magwood, WR	Giants
5/1/84	3	63	*Rod McSwain, DB	Falcons
	6	143	% Jim Scott, DE	Giants
	8	213	Bob Paulling, PK	Cardinals
	11	295	Edgar Pickett, LB	Vikings
	12	320	William Devane, DT	Dolphins
	12	326	Murray Jarman, WR	Broncos
	1	11	*Kevin Mack, FB	+Browns
	2	31	% James Robinson, DT	+Giants
	3	84	% James Farr, OG	+Raiders
4/30/85	1	22	*William Perry, MG	Bears
	3	58	*Ty Davis, CB	Giants
	3	77	*Dale Hatcher, P	Rams
	5	116	*K.D. Dunn, TE	Cardinals
	6	152	\$ Reggie Pleasant, CB	Falcons
	10	260	*Donald Igwebuike, PK	Buccaneers

FIRST-ROUND NFL DRAFT PICKS

Year	Player	Pos.	Pick	Team
1940	Banks McFadden	B	4	Dodgers
1949	Bobby Gage	RB	6	Steelers
1960	Lou Cordileone	L	12	Giants
1976	Bennie Cunningham	TE	28	Steelers
1979	Jerry Butler	WR	5	Bills
	Steve Fuller	QB	23	Chiefs
1980	Jim Stuckey	DT	20	49ers
1982	Jeff Bryant	DT	6	Seahawks
	Perry Tuttle	WR	19	Bills
1983	Terry Kinard	FS	10	Giants
1985	William Perry	MG	22	Bears
1987	Terrence Flagler	TB	25	49ers
1989	Donnell Woolford	CB	11	Bears
1992	Chester McGlockton	DT	16	Raiders
1993	Wayne Simmons	OLB	15	Packers
1997	Trevor Pryce	DE	28	Broncos
1998	Anthony Simmons	ILB	15	Seahawks
1999	Antwan Edwards	CB	25	Packers
2001	Rod Gardner	WR	15	Redskins
2006	Tye Hill	CB	15	Rams
2007	Gaines Adams	DE	4	Buccaneers
2010	C.J. Spiller	RB	9	Bills
2013	DeAndre Hopkins	WR	27	Texans
2014	Sammy Watkins	WR	4	Bills
2015	Vic Beasley	DE	8	Falcons
	Stephone Anthony	LB	31	Saints
2016	Shaq Lawson	DE	19	Bills
2017	Mike Williams	WR	7	Chargers
	Deshawn Watson	QB	12	Texans
2019	Clelin Ferrell	DE	4	Raiders
	Christian Wilkins	DT	13	Dolphins
	Dexter Lawrence	DT	17	Giants

4/28/87	1	25	*Terrence Flagler, RB	49ers
	2	31	*Kenny Flowers, TB	Falcons
	2	38	*Dilton Hall, CB	Steelers
	4	103	*Jim Riggs, TE	Bengals
4/24/88	2	50	*Michael Dean Perry, DT	Browns
	3	81	Tony Stephens, MG	Saints
	12	322	James Earle, LB	Steelers
4/23/89	1	11	*Donnell Woolford, CB	Bears
	4	97	*Richard McCullough, DT	Broncos
	5	113	*Keith Jennings, WR	Cowboys
	10	257	Ty Granger, OT	Buccaneers
	10	271	*Tracy Johnson, FB	Oilers
4/22/90	9	241	*Terry Allen, TB	Vikings
	10	260	Gary Cooper, WR	Saints
	10	274	Otis Moore, DT	Giants
4/21/91	2	41	*Jerome Henderson, CB	Patriots



DWIGHT CLARK, A 10TH-ROUND PICK IN THE 1979 DRAFT, PLAYED NINE YEARS IN THE NFL, ALL WITH THE 49ERS.

NFL DRAFT PICKS

HIGHEST NFL DRAFT PICKS

Pick	Rd	Year	Player, Pos.	Team
4	1	1939	Banks McFadden, B	Dodgers
4	1	2007	Gaines Adams, DE	Buccaneers
4	1	2014	Sammy Watkins, WR	Bills
4	1	2019	Clelin Ferrell, DE	Raiders
5	1	1979	Jerry Butler, WR	Bills
6	1	1949	Bobby Gage, QB	Steelers
6	1	1982	Jeff Bryant, DT	Seahawks
7	1	2017	Mike Williams, WR	Chargers
8	1	2015	Vic Beasley, DE	Falcons
9	1	2010	C.J. Spiller, RB	Bills
10	1	1983	Terry Kinard, FS	Giants
11	1	1989	Donnell Woolford, CB	Bears
12	1	1960	Lou Cordileone, T	Giants
12	1	2017	Deshawn Watson, QB	Texans
13	2	1960	Harold Olson, T	Cardinals
13	1	2019	Christian Wilkins, DT	Dolphins
15	1	1993	Wayne Simmons, LB	Packers
15	1	1998	Anthony Simmons, LB	Seahawks
15	1	2001	Rod Gardner, WR	Redskins
15	1	2006	Tye Hill, CB	Rams
16	1	1992	Chester McGlockton, DT	Raiders
17	1	2019	Dexter Lawrence, DT	Giants
18	2	1957	Joel Wells, B	Packers
19	1	1982	Perry Tuttle, WR	Bills
19	1	2016	Shaq Lawson, DE	Bills
20	1	1980	Jim Stuckey, DT	49ers
22	1	1985	William Perry, MG	Bears
23	1	1979	Steve Fuller, QB	Chiefs
23	2	1963	Pat Crain, RB	Bears
25	1	1987	Terrence Flagler, RB	49ers
25	1	1999	Antwan Edwards, CB	Packers

2	51	* Doug Thomas, WR	Seahawks
2	53	* John Johnson, OLB	49ers
3	78	* Chris Gardocki, P/PK	Bears
4	86	* Dexter Davis, CB	Cardinals
5	117	* Vance Hammond, DT	Cardinals
10	271	Eric Harmon, OG	Eagles
11	301	Stacy Long, OT	Bears

4/26/92	1	16	* Chester McGlockton, DT	Raiders
	2	38	* Levon Kirkland, OLB	Steelers
	5	117	* Curtis Whitley, C	Chargers
	5	125	* Ed McDaniel, ILB	Vikings

4/24/93	1	15	* Wayne Simmons, OLB	Packers
	3	72	* James Trapp, CB	Raiders
	4	91	* Rudy Harris, FB	Buccaneers

4	106	* Ashley Sheppard, OLB	Vikings
6	164	* Robert O'Neal, FS	Dolphins

4/24/94	2	50	* Brentson Buckner, DT	Steelers
	7	203	Andre Hewitt, OT	Browns

4/23/95	6	179	* Wardell Rouse, OLB	Buccaneers
---------	---	-----	----------------------	------------

4/20/96	2	50	* Patrick Sapp, OLB	Chargers
	2	61	* Brian Dawkins, SS	Eagles
	5	138	* Leomont Evans, FS	Redskins

4/19/97	1	28	* Trevor Pryce, DE	Broncos
	2	40	* Dexter McCleon, CB	Rams

4/18/98	1	15	* Anthony Simmons, ILB	Seahawks
	4	102	* Lorenzo Bromell, DT	Dolphins
	5	129	# Raymond Priester, TB	Rams
	6	159	# Glenn Rountree, OG	Rams
	7	210	* Jim Bundern, OT	Dolphins

4/17/99	1	25	* Antwan Edwards, CB	Packers
	2	45	* Rahim Abdullah, OLB	Browns
	5	139	* Adrian Dingle, DE	Chargers
	5	169	Chris Jones, LB	Vikings
	7	231	* O.J. Childress, LB	Giants
	7	249	Donald Broomfield, DT	Bengals

4/21/01	1	15	* Rod Gardner, WR	Redskins
	7	232	* Keith Adams, LB	Titans
	7	244	* Robert Carswell, FS	Chargers

4/25/03	4	114	* Nick Eason, DT	Broncos
	4	128	* Bryant McNeal, DE	Broncos

4/24/04	3	72	# Donnell Washington, DT	Packers
	3	77	* Derrick Hamilton, WR	49ers

4/23/05	2	57	* Justin Miller, CB	Jets
	3	98	* Leroy Hill, LB	Seahawks
	5	140	* Airese Currie, WR	Bears

4/29/06	1	15	* Tye Hill, CB	Rams
	3	81	* Charlie Whitehurst, QB	Chargers
	7	241	* Charles Bennett, DE	Buccaneers

4/28/07	1	4	* Gaines Adams, DE	Buccaneers
	3	96	* Anthony Waters, LB	Chargers
	5	139	* Dustin Fry, C	Rams
	5	159	# C.J. Gaddis, DB	Eagles
	7	235	* Chansi Stuckey, WR	Jets

4/26/08	2	32	* Phillip Merling, DE	Dolphins
	6	170	* Barry Richardson, OT	Chiefs

4/27/09	4	103	* Dorell Scott, DT	Rams
	5	165	* Chris Clemons, S	Dolphins
	5	166	* Michael Hamlin, S	Cowboys
	6	195	* James Davis, RB	Browns

4/22/10	1	9	* C.J. Spiller, RB	Bills
	4	108	* Jacoby Ford, WR	Raiders
	5	134	* Ricky Sapp, DE	Eagles
	5	164	* Crezdon Butler, DB	Steelers
	7	240	* Kavell Conner, LB	Colts

4/29/11	2	41	* Jarvis Jenkins, DT	Redskins
---------	---	----	----------------------	----------

2	50	* Marcus Gilchrist, CB	Chargers
2	51	* Da'Quan Bowers, DE	Buccaneers
4	122	* Chris Hairston, OT	Bills
4	130	* Jamie Harper, RB	Titans
6	173	* Byron Maxwell, CB	Seahawks

4/26/12	2	38	* Andre Branch, DE	Jaguars
	3	64	* Dwayne Allen, TE	Colts
	3	93	* Brandon Thompson, DT	Bengals
	4	115	* Coty Sensabaugh, CB	Titans

4/25-27/13	1	27	* DeAndre Hopkins, WR	Texans
	4	127	* Malliciah Goodman, DE	Falcons
	5	143	* Jonathan Meeks, S	Bills
	6	187	* Andre Ellington, RB	Cardinals

5/8-10/14	1	4	* Sammy Watkins, WR	Bills
	3	100	# Brandon Thomas, OT	49ers
	4	102	* Bashaud Breeland, CB	Redskins
	4	118	* Martavis Bryant, WR	Steelers
	6	213	Tajh Boyd, QB	Jets

4/30-5/2/15	1	8	* Vic Beasley, DE	Falcons
	1	31	* Stephone Anthony, LB	Saints
	5	137	* Grady Jarrett, DT	Falcons
	5	165	* Bradley Pinion, P	49ers
	6	188	* Tony Stewart, LB	Bills

4/28-30/16	1	19	* Shaq Lawson, DE	Bills
	2	33	* Kevin Dodd, DE	Titans
	2	54	* Mackensie Alexander, CB	Vikings
	2	57	* T.J. Green, S	Colts
	4	109	* B.J. Goodson, LB	Giants
	5	166	* D.J. Reader, DT	Texans
	7	241	* Charone Peake, WR	Jets
	7	244	* Jayron Kearsse, S	Vikings
	7	247	# Zac Brooks, RB	Seahawks

4/27-29/17	1	7	* Mike Williams, WR	Chargers
	1	12	* Deshaun Watson, QB	Texans
	3	97	* Cordrea Tankersley, CB	Dolphins
	4	140	* Wayne Gallman, RB	Giants
	4	142	* Carlos Watkins, DT	Texans
	5	150	* Jordan Leggett, TE	Jets

4/26-28/18	3	100	* Dorian O'Daniel, LB	Chiefs
	6	185	Deon Cain, WR	Colts
	6	187	* Ray-Ray McCloud, WR	Bills

4/25-27/19	1	4	Clelin Ferrell, DE	Raiders
	1	13	Christian Wilkins, DT	Dolphins
	1	17	Dexter Lawrence, DT	Giants
	2	40	Trayvon Mullen, CB	Raiders
	4	117	Austin Bryant, DE	Lions
	5	149	Hunter Renfrow, WR	Raiders

* - played in an NFL game; \$ - played in Canada; % - played in USFL; @ - one of many "first-round" selections in old AFL draft system; ^ - AFL redshirt draft; # - made practice squad only; ! - supplemental draft; + - supplemental draft of USFL players



CHRISTIAN WILKINS IS ONE OF CLEMSON'S 32 FIRST-ROUND NFL DRAFT PICKS.

NFL ALUMNI GAMES & SEASONS

Player, Pos.	G	Yrs	Rd	Pick
Rahim Abdullah, OLB	29	2	2	45
Gaines Adams, DE	47	3	1	4
Keith Adams, LB	85	7	7	232
Kevin Alexander, DE	8	1		FA
Mackensie Alexander, CB	42	3	2	54
Dwayne Allen, TE	86	7	3	64
Terry Allen, TB	130	10	9	241
Stephone Anthony, LB	50	4	1	31
Obed Ariri, PK	18	2	7	178
Cliff Austin, RB	58	5	3	66
Thomas Austin, OG	8	3		FA
Bob Baldwin, B	9	1		FA
Mike Barber, LB	51	5		FA
Gary Barnes, OE	60	5	3	41
Tavaris Barnes, DE	12	1		FA
Vic Beasley, DE	62	4	1	8
Dan Benish, DT	55	5		FA
Charles Bennett, DE	3	1	7	241
Jeff Bostic, C	184	14		FA
Joe Bostic, OG	132	10	3	64
Da'Quan Bowers, DE	50	4	2	51
Andre Branch, DE	95	7	2	38
Bashaud Breeland, CB	67	5	4	102
Lorenzo Bromell, DE	77	7	4	102
Jonathan Brooks, LB	20	2	4	92
Jaron Brown, WR	87	6	FA	
Kourtnei Brown, DE	5	2		FA
Jeff Bryant, DT	175	12	1	6
Martavis Bryant, WR	44	4	4	118
Brentson Buckner, DT	174	12	2	50
Jim Bundern, C	27	2	7	210
Crezdon Butler, CB	45	7	5	164
Jerry Butler, WR	88	7	1	5
John Cagle, DT/LB/G	6	1	14	344
Ken Callicutt, TB	66	5		FA
Robert Carswell, SS	18	2	7	244
Chandler Catanzaro, PK	77	5	FA	
O.J. Childress, LB	4	1	7	231
Bill Chipley, E/DB	30	3	8	57
Don Chuy, OG	82	7	5	67
Vince Ciurciu, FB/LB	74	7		FA
Dwight Clark, WR	134	9	10	249
Chris Clemons, S	80	7	5	165
Doug Cline, LB	95	7	14	168
James Coley, TE	23	2		FA
Fred Cone, B/PK	94	8	3	27
Kavell Conner, LB	78	6	7	240
Lou Cordileone, OT	75	6	1	12
Darrel Crutchfield, CB	4	1		FA
Bennie Cunningham, TE	118	10	1	28
Airese Currie, WR	1	1	5	140
Woodrow Dantzler, RB	14	2		FA

Billy Davis, DB	1	1		FA
Dexter Davis, CB	59	6	4	86
James Davis, RB	9	2	6	195
Jeff Davis, LB	83	6	5	128
Ty Davis, CB	7	1	3	58
Brian Dawkins, SS	224	16	2	61
Adrian Dingle, DE	70	5	5	139
Kevin Dodd, DE	14	2	2	33
Stacy Driver, TB	2	1		FA
Mike Dukes, LB	81	6	14	162
K.D. Dunn, TE	33	5	5	116
Steve Durham, DE	8	1	6	145
Nick Eason, DT	117	9	4	114
Antwan Edwards, CB	71	7	1	25
Andre Ellington, RB	65	5	6	187
Leomont Evans, FS	59	4	5	138
Terrence Flagler, TB	41	5	1	25
Kenny Flowers, TB	16	2	2	31
Jacoby Ford, WR	38	3	4	108
Dalton Freeman, C	16	1		FA
George Fritts, OT	10	1		FA
Dustin Fry, C	4	1	5	139
Jamaal Fudge, DB	31	3		FA
Rod Gardner, WR	90	7	1	23
Bobby Gage, TB	22	2	1	6
Wayne Gallman, RB	28	2	4	140
Rod Gardner, WR	91	6	1	15
Chris Gardocki, P/PK	244	16	3	78
Marcus Gilchrist, CB	123	8	2	50
Malliciah Goodman, DE	34	3	4	127
B.J. Goodson, LB	37	3	4	109
T.J. Green, S	31	2	2	57
Mario Grier, FB	32	2	6	195
Steve Griffin, TB	4	1		FA
Tyler Grisham, WR	4	1		FA
Chris Hairston, OT	74	6	4	122
Delton Hall, CB	76	6	2	38
Lamont Hall, TE	94	6		FA
Derrick Hamilton, WR	2	1	3	77
Michael Hamlin, S	12	2	5	166
Jamie Harper, RB	23	2	4	130
Rick Harrell, C	4	1	6	155
Rudy Harris, FB	18	2	4	91
Dale Hatcher, P	99	7	3	77
Rudy Hayes, LB	28	3	20	235
Andy Headen, LB	74	6	8	205
Taylor Hearn, OG	4	1	FA	
Larry Hefner, LB	34	4	14	346
Jerome Henderson, CB	98	8	2	41
Dick Hendley, QB	7	1	22	262
Leroy Hill, LB	97	8	3	98
Tye Hill, CB	40	5	1	15
DeAndre Hopkins, WR	95	6	1	27

NFL SEASON LEADERS

Player	Years	GP	Seasons
Chris Gardocki	1991-06	244	16
Brian Dawkins	1996-11	224	16
Jeff Bostic	1980-93	184	14
Trevor Pryce	1997-10	184	14
Jeff Bryant	1982-93	175	12
Chester McGlockton	1992-03	179	12
Brentson Buckner	1994-05	174	12
Charlie Waters	1970-82	160	11
Levon Kirkland	1992-02	176	11
James Trapp	1993-03	149	11
Ray Mathews	1951-60	114	10
Bob Hudson	1951-61	106	10
Bill Mathis	1960-69	137	10
Bennie Cunningham	1975-85	118	10
Joe Bostic	1979-88	132	10
Johnny Rembert	1983-92	126	10
William Perry	1986-95	138	10
Michael Dean Perry	1988-97	148	10
Terry Allen	1991-02	130	10
Ed McDaniel	1992-01	125	10
Dexter McCleon	1997-06	148	10

Note: Years are total seasons played at least one game; years lost to injury do not count; **bold** denotes active player.

Tony Horne, WR	39	3		FA
Bill Hudson, DT	32	3	3	34
Bob Hudson, DE/LB/DB	106	10	12	146
Corey Hulsey, OG	40	5		FA
Adam Humphries, WR	60	4	FA	
Donald Igwebuike, PK	80	6	10	260
Brandon Jamison, LB	22	2		FA
Grady Jarrett, DT	61	4	5	137
Jarvis Jenkins, DT	98	7	2	41
Ralph Jenkins, C	NA	1	16	138
Keith Jennings, WR	92	8	5	113
John Johnson, OLB	46	5	2	53
Tracy Johnson, FB	121	8	10	271
Jayron Kearse, S	47	3	7	244
Steve Kenney, OT	89	7		FA
Terry Kinard, DB	121	8	1	10
Levon Kirkland, OLB	176	11	2	38
Al Latimer, DB	40	4		FA
Shaq Lawson, DE	35	3	1	19
John Leake, LB	25	2		FA
Jordan Leggett, TE	15	1	5	150
Kevin Mack, RB	99	9		USFL
Terrence Mack, DE	5	1		FA
Wayne Mass, T	59	5	4	99
Ray Mathews, E	114	10	7	81
Bill Mathis, RB	137	10	8	88
Byron Maxwell, DB	83	7	6	173
Jim McCanless, OG	1	1		FA
Ray-Ray McCloud, WR	10	1	6	187
Dexter McCleon, CB	148	10	2	40
Richard McCullough, DT	16	2	4	97
Ed McDaniel, ILB	125	10	5	125
Banks McFadden, B	11	1	1	4
Chester McGlockton, DT	179	12	1	16
John McMakin, TE	60	5	3	63
Chuck McSwain, RB	19	3	5	135
Rod McSwain, DB	90	7	3	63
Jonathan Meeks, S	38	3	5	143
Phillip Merling, DE	53	6	2	32
Justin Miller, CB	45	5	2	57
Eldridge Milton, LB	3	1		FA
Dwayne Morgan, OT	5	1		FA
Wayne Mulligan, C	87	7	8	201
Dorian O'Daniel, LB	16	1	3	100
Harold Olson, OT	70	5	2	13
Robert O'Neal, FS	2	1	6	164
Joe Pagliei, B	18	2		FA
Michael Palmer, TE	74	5		FA
Bob Patton, OT	12	1	5	59
Charone Peake, WR	31	3	7	241
Michael Dean Perry, DT	148	10	2	50
William Perry, MG/FB	138	10	1	22
Bradley Pinion, P	64	5	5	165
Reggie Pleasant, CB	3	1	6	152
Bob Poole, E	50	4	8	102
Robert Potts, T	16	1		FA
Trevor Pryce, DT	184	14	1	28
D.J. Reader, DT	46	3	5	166
Archie Reese, DE	83	6	5	127

NFL GAME LEADERS

Player	Years	Seasons	GP
Chris Gardocki	1991-06	16	244
Brian Dawkins	1996-11	16	224
Jeff Bostic	1980-93	14	184
Trevor Pryce	1997-10	14	184
Chester McGlockton	1992-03	12	179
Levon Kirkland	1992-02	11	176
Jeff Bryant	1982-93	12	175
Brentson Buckner	1994-05	12	174
Charlie Waters	1970-82	11	160
James Trapp	1993-03	11	149
Michael Dean Perry	1988-97	10	148
Dexter McCleon	1997-06	10	148
William Perry	1986-95	10	138
Bill Mathis	1960-69	10	137
Dwight Clark	1979-87	9	134
Joe Bostic	1979-88	10	132
Terry Allen	1991-01	10	130
Johnny Rembert	1983-92	10	126
Donnell Woolford	1989-97	9	126
Ed McDaniel	1992-01	10	125
Marcus Gilchrist	2011-18	8	123

Note: Years are total seasons played at least one game; years lost to injury do not count; **bold** denotes active player.

Marion Reeves, TB	14	1		FA
Johnny Rembert, LB	126	10	4	101
Barry Richardson, OT	65	6	6	170
Jim Riggs, TE	82	7	4	103
Stan Rome, WR	42	4		FA
Wardell Rouse, OLB	16	1	6	179
Larry Ryans, WR	3	1		FA
Patrick Sapp, OLB	63	4	2	50
Ricky Sapp, DE	17	3	5	134
Charley Sarratt, QB	8	1	12	101
Dorell Scott, DT	33	3	4	103
Coty Sensabaugh, CB	101	7	4	115
Tyler Shatley, OL	62	5	FA	
Ashley Sheppard, OLB	21	3	4	106
Anthony Simmons, LB	87	7	1	15
Wayne Simmons, OLB	90	6	1	15
Marvin Sims, FB	32	2	12	324
C.J. Spiller, RB	90	8	1	9
Darnell Stephens, OLB	14	2		FA
Tony Steward, LB	7	1	6	188
Chansi Stuckey, WR	55	4	7	235
Jim Stuckey, DT	93	7	1	20
Cordrea Tankersley, CB	17	2	3	97
Don Testerman, RB	49	4	10	282
Doug Thomas, WR	39	3	2	51
Brandon Thompson, DT	53	5	3	93
Dave Thompson, OL	56	5	2	30
Sid Tinsley, TB	9	1		FA
James Trapp, DB	149	11	3	72
David Treadwell, PK	93	6		FA
Perry Tuttle, WR	24	3	1	19
Khaled Vaughn, DE	3	1		FA
Gregory Walker, OG	7	1		FA
Henry Walls, LB	3	1		FA
Joey Walters, WR/DB	5	1		FA
Anthony Waters, LB	20	3	3	96
Charlie Waters, CB	160	11	3	66
Carlos Watkins, DT	16	2	5	142
Sammy Watkins, WR	62	5	1	4
Deshawn Watson, QB	23	2	1	12
Joel Wells, B	14	1	2	18
Harvey White, QB^	9	1	1	NA
Charlie Whitehurst, QB	24	6	3	81
Curtis Whitley, C	72	6	5	117
DeShawn Williams, DT	4	1		FA
Mike Williams, WR	26	2	1	7
Perry Williams, CB	3	1		FA
Derrick Witherspoon, RB	34	3		FA
Terry Witherspoon, RB	3	1		FA
Donnell Woolford, CB	126	9	1	11
Kevin Youngblood, WR	1	1		FA

^ - one of many first-round AFL selections;
FA - free agent; USFL - drafted by the USFL, then moved to the NFL through dispersal draft;
Note: Includes players who have appeared in at least one game; years denote number of seasons played in at least one game; **bold** denotes player who played in an NFL game in 2018.



SAMMY WATKINS HAS PLAYED FIVE SEASONS IN THE NFL.

NFL ALUMNI HONORS

PRO FOOTBALL HALL OF FAME

2018 - Brian Dawkins, DB, Eagles, Broncos

NFL ALL-DECADE TEAM

1990s - Levon Kirkland, LB, Steelers

2000s - Brian Dawkins, S, Eagles

NFL PLAYER-OF-THE-YEAR

1982 - ^Dwight Clark, WR, 49ers

AFC ROOKIE-OF-THE-YEAR

1979 - *Jerry Butler, WR, Bills

ALL-ROOKIE TEAM

1979 - Jerry Butler, WR, Bills
Joe Bostic, OG, Cardinals
1980 - Jim Stuckey, DT, 49ers
1982 - Jeff Bryant, DT, Seahawks
1983 - Terry Kinard, FS, Giants
1985 - Kevin Mack, RB, Browns
William Perry, MG/FB, Bears
Dale Hatcher, P, Rams
1987 - Delton Hall, CB, Steelers
1988 - Michael Dean Perry, DT, Browns
1989 - David Treadwell, PK, Broncos
1993 - Wayne Simmons, OLB, Packers
1996 - Brian Dawkins, SS, Eagles
1998 - Lorenzo Bromell, DE, Dolphins
2001 - Rod Gardner, WR, Redskins
2006 - Tye Hill, CB, Rams
2007 - Gaines Adams, DE, Buccaneers
2010 - Kavell Conner, LB, Colts
Jacob Ford, WR, Raiders
2012 - Dwayne Allen, TE, Colts
2013 - Andre Ellington, RB, Cardinals
DeAndre Hopkins, WR, Texans
2014 - Bashaud Breeland, CB, Redskins
Chandler Catanzaro, PK, Cardinals
Sammy Watkins, WR, Bills
2015 - Stephone Anthony, LB, Saints
2017 - Deshaun Watson, QB, Texans

ALL-PRO SELECTIONS

1952 - Ray Mathews, RB, Steelers
1961 - Bill Mathis, FB, Jets
1962 - Harold Olson, T, Bills
1977 - Charlie Waters, DB, Cowboys
1978 - Charlie Waters, DB, Cowboys
1980 - Jerry Butler, WR, Bills
1981 - Dwight Clark, WR, 49ers
1982 - Dwight Clark, WR, 49ers
1983 - Jeff Bostic, C, Redskins
1985 - Dale Hatcher, P, Rams
1988 - ^Johnny Rember, LB, Patriots
1989 - Michael Dean Perry, DT, Browns
David Treadwell, PK, Broncos
1990 - Michael Dean Perry, DT, Browns
1991 - Michael Dean Perry, DT, Browns
1992 - Michael Dean Perry, DT, Browns
1993 - Michael Dean Perry, DT, Browns
1994 - Michael Dean Perry, DT, Browns
Chester McGlockton, DT, Raiders
Terry Allen, RB, Vikings
1995 - Michael Dean Perry, DT, Broncos
Terry Allen, TB, Redskins
Chester McGlockton, DT, Raiders
^Curtis Whitley, C, Panthers
1996 - Chester McGlockton, DT, Raiders
Chris Gardocki, P, Colts
Terry Allen, TB, Redskins
Levon Kirkland, LB, Steelers
Michael Dean Perry, DT, Broncos
1997 - Levon Kirkland, LB, Steelers
1999 - Trevor Pryce, DT, Broncos
Tony Horne, KR, Rams
2000 - Chris Gardocki, P, Browns
Trevor Pryce, DT, Broncos
2001 - Brian Dawkins, DB, Eagles
Trevor Pryce, DT, Broncos
2002 - Brian Dawkins, DB, Eagles
2004 - Brian Dawkins, DB, Eagles
2006 - Brian Dawkins, DB, Eagles
Justin Miller, KR, Jets
2009 - Brian Dawkins, DB, Broncos
2015 - DeAndre Hopkins, WR, Texans
2016 - Vic Beasley, LB, Falcons
2017 - DeAndre Hopkins, WR, Texans
2018 - DeAndre Hopkins, WR, Texans



DEANDRE HOPKINS WAS AN ALL-PRO AND PRO BOWL SELECTION THANKS TO TOTALING 115 RECEPTIONS FOR 1,572 YARDS AND 11 TOUCHDOWNS IN 2018.

PRO BOWL SELECTIONS

1952 - Ray Mathews, HB, Steelers
1955 - Ray Mathews, HB, Steelers
1961 - Bill Mathis, RB, Jets
1962 - Bill Hudson, DT, Chargers
1963 - Bill Mathis, RB, Jets
1976 - Charlie Waters, DB, Cowboys
1977 - Charlie Waters, DB, Cowboys
1978 - Charlie Waters, DB, Cowboys
1980 - Jerry Butler, WR, Bills
1982 - Dwight Clark, WR, 49ers
1983 - Dwight Clark, WR, 49ers
1985 - Kevin Mack, RB, Browns
Dale Hatcher, P, Rams
1987 - Kevin Mack, RB, Browns
1988 - Johnny Rember, LB, Patriots
Terry Kinard, FS, Giants
1989 - Michael Dean Perry, DT, Browns
David Treadwell, PK, Broncos
Johnny Rember, LB, Patriots
1990 - Michael Dean Perry, DT, Browns
1991 - Michael Dean Perry, DT, Browns
1993 - Michael Dean Perry, DT, Browns
Donnell Woolford, CB, Bears
1994 - Michael Dean Perry, DT, Browns
Chester McGlockton, DT, Raiders
1995 - Chester McGlockton, DT, Raiders
1996 - Chester McGlockton, DT, Raiders
Michael Dean Perry, DT, Broncos
Levon Kirkland, ILB, Steelers
Chris Gardocki, P, Colts
Terry Allen, TB, Redskins
1997 - Chester McGlockton, MG, Raiders
Levon Kirkland, LB, Steelers
1998 - Ed McDaniel, LB, Vikings
1999 - Brian Dawkins, DB, Eagles
Trevor Pryce, DT, Broncos
2000 - Trevor Pryce, DT, Broncos
2001 - Brian Dawkins, DB, Eagles
Trevor Pryce, DT, Broncos
2002 - Brian Dawkins, DB, Eagles
Trevor Pryce, DT, Broncos
2004 - Brian Dawkins, DB, Eagles

2005 - Brian Dawkins, DB, Eagles
2006 - Brian Dawkins, DB, Eagles
Justin Miller, KR, Jets
2008 - Brian Dawkins, DB, Eagles
2009 - Brian Dawkins, DB, Broncos
2011 - Brian Dawkins, DB, Broncos
2012 - C.J. Spiller, RB, Bills
2015 - DeAndre Hopkins, WR, Texans
2016 - Vic Beasley, LB, Falcons
2017 - DeAndre Hopkins, WR, Texans
2018 - DeAndre Hopkins, WR, Texans
Deshaun Watson, QB, Texans

Note: By season, not calendar year game was played.

SUPER BOWL CHAMPIONS

1968 - Bill Mathis, RB, Jets
1971 - Charlie Waters, S, Cowboys
1974 - John McMakin, TE, Steelers
1977 - Charlie Waters, S, Cowboys
1978 - Bennie Cunningham, TE, Steelers
1979 - Bennie Cunningham, TE, Steelers
1981 - Dwight Clark, WR, 49ers
Archie Reese, DT, 49ers
Jim Stuckey, DT, 49ers
1982 - Jeff Bostic, C, Redskins
1984 - Dwight Clark, WR, 49ers
Jim Stuckey, DT, 49ers
1985 - Steve Fuller, QB, Bears
William Perry, MG, Bears
1986 - Ty Davis, CB, Giants
Andy Headen, LB, Giants
Terry Kinard, FS, Giants
1987 - Obed Ariri, PK, Redskins
Dan Benish, DT, Redskins
Jeff Bostic, C, Redskins
K.D. Dunn, TE, Redskins
1988 - Terrence Flagler, RB, 49ers
1989 - Terrence Flagler, RB, 49ers
1991 - Jeff Bostic, C, Redskins
1996 - Wayne Simmons, LB, Packers
1997 - Trevor Pryce, DT, Broncos
1998 - Trevor Pryce, DT, Broncos
1999 - Tony Horne, WR, Rams

Dexter McCleon, CB, Rams
2000 - James Trapp, DB, Ravens
2005 - Chris Gardocki, P, Steelers
2008 - Nick Eason, DT, Steelers
2009 - Anthony Waters, LB, Saints
2013 - Byron Maxwell, CB, Seahawks
2018 - Dwayne Allen, TE, Patriots

Note: By season, not calendar year game was played.

LED LEAGUE IN A STAT CATEGORY

1952 - Ray Mathews, Steelers
Yards/All-Purpose Play,
Punt Returns for Touchdowns
1955 - Fred Cone, Packers
NFL in Field Goals (16-24)
Ray Mathews, Steelers
NFL Punt Returns for Touchdowns
1982 - Dwight Clark, 49ers
NFL in Receptions, Yards/Touch
1985 - Dale Hatcher, Rams
NFL in Net Punting
1989 - David Treadwell, Broncos
AFC in Scoring
1996 - Chris Gardocki, Colts
NFL in Net Punting
Terry Allen, Redskins
NFL in Touchdowns, Rushing Touchdowns
1999 - Tony Horne, Rams
NFL in Kickoff Return Average,
Kickoff Returns for Touchdowns
2006 - Justin Miller, Jets
NFL in Kickoff Return Average
2012 - C.J. Spiller, Bills
NFL Running Backs in Yards/Carry
2013 - Andre Ellington, Cardinals
NFL Running Backs, Yards/Carry
2016 - Vic Beasley, Falcons
NFL in Sacks
2017 - DeAndre Hopkins, Texans
NFL in Receiving Touchdowns

* - UPI, Sporting News; ^ - Sports Illustrated

YEAR-BY-YEAR TEAM RECORDS

Year	Home	Away	Neutral	Conf.	Finish	Overall	Win %	Scoring	Captain(s)	Head Coach(es)
1896	0-0	2-1	0-0	-----	-----	2-1	.667	36-18	R.G. Hamilton	Walter Riggs
1897	0-0	2-2	0-0	-----	-----	2-2	.500	28-58	W.T. Brock	W.M. Williams
1898	1-0	1-1	1-0	-----	-----	3-1	.750	110-20	Shack Shealy	John Penton
1899	0-0	1-2	3-0	-----	-----	4-2	.667	109-50	J.N. Walker	Walter Riggs
1900	1-0	3-0	2-0	3-0	1st	6-0	1.000	222-10	J.N. Walker	John Heisman
1901	1-0	1-0-1	1-1	1-0-1	-----	3-1-1	.700	190-38	Claude Douthit	John Heisman
1902	2-0	4-1	0-0	5-1	1st	6-1	.857	152-22	Hope Sadler	John Heisman
1903	0-0	3-1	1-0-1	2-0-1	T-1st	4-1-1	.750	167-22	Hope Sadler	John Heisman
1904	1-1	1-1-1	1-1	-----	-----	3-3-1	.500	50-45	John B. Holland	Shack Shealy
1905	0-0-1	2-2	1-0	-----	-----	3-2-1	.583	101-63	O.L. Derrick	Eddie Cochems
1906	3-0-1	1-0-1	0-0-1	4-0	T-1st	4-0-3	.786	38-4	Fritz Furtick	Bob Williams
1907	2-2	1-1	1-1	-----	-----	4-4	.500	67-45	J.M. McLaurin	Frank Shaughnessy
1908	1-1	0-3	0-2	-----	-----	1-6	.143	26-102	Sticker Coles	John Stone
1909	2-0	2-2	2-1	-----	-----	6-3	.667	93-43	C.M. Robbs	Bob Williams
1910	1-1	3-2	0-0-1	-----	-----	4-3-1	.563	106-54	W.H. Hankel	Frank Dobson
1911	1-2	2-1	0-2	-----	-----	3-5	.375	71-119	Paul Bissell	Frank Dobson
1912	2-0	2-3	0-1	-----	-----	4-4	.500	176-126	W.B. Britt	Frank Dobson
1913	1-1	3-2	0-1	-----	-----	4-4	.500	112-98	A.P. Gandy	Bob Williams
1914	0-0	4-3-1	1-0	-----	-----	5-3-1	.611	168-123	W.A. Schilleter	Bob Williams
1915	0-0-1	2-1-1	0-3	-----	-----	2-4-2	.375	113-48	W.K. McGill	Bob Williams
1916	2-1	1-1	0-4	-----	-----	3-6	.333	81-147	S.S. Major	Wayne Hart
1917	1-1	3-0	2-1	-----	-----	6-2	.750	183-64	F.L. Witsell	Edward Donahue
1918	3-1	1-1	1-0	-----	-----	5-2	.714	198-101	Stumpy Banks	Edward Donahue
1919	4-0	1-2-2	1-0	-----	-----	6-2-2	.700	152-55	Stumpy Banks	Edward Donahue
1920	3-1-1	0-5	1-0	-----	-----	4-6-1	.409	98-146	Boo Armstrong	Edward Donahue
1921	1-1	0-5-1	0-0-1	0-3	14th	1-6-2	.222	48-187	J.H. Spearman	E.J. Stewart
1922	3-1	2-2	0-1	1-2	11th	5-4	.556	170-109	E.H. Emanuel	E.J. Stewart
1923	3-0-1	2-2	0-0	1-1-1	12th	5-2-1	.688	91-65	Butch Holohan	Bud Saunders
1924	2-2	0-2	0-2	0-3	T-18th	2-6	.250	80-96	Charlie Robinson	Bud Saunders
1925	0-3	1-4	0-0	0-4	T-20th	1-7	.125	27-160	G.I. Finklea	Bud Saunders
1926	2-2	0-5	0-0	0-3	18th	2-7	.222	20-169	B.C. Harvey	Bud Saunders (4), Bob Williams (5)
1927	3-0-1	2-3	0-0	2-2	8th	5-3-1	.611	73-84	Bud Eskew	Josh Cody
1928	3-0	3-2	2-1	4-2	T-7th	8-3	.727	192-77	O.K. Pressley	Josh Cody
1929	4-0	2-2	2-1	3-3	12th	8-3	.727	236-110	O.D. Padgett	Josh Cody
1930	3-0	2-1	3-1	3-2	12th	8-2	.800	239-82	Johnnie Justus	Josh Cody
1931	0-1-1	0-2-1	1-3	1-4	20th	1-6-2	.222	19-164	A.D. Fordham	Jess Neely
1932	2-1	1-4-1	0-0	0-4	20th	3-5-1	.389	89-111	Bob Miller	Jess Neely
1933	2-0-1	0-4-1	1-2	1-1	6th	3-6-2	.364	50-98	John Heinemann	Jess Neely
1934	2-0	2-4	1-0	2-1	5th	5-4	.556	89-85	Henry Woodward	Jess Neely
1935	2-0	3-3	1-0	2-1	4th	6-3	.667	147-99	Henry Shore	Jess Neely
1936	2-1	3-4	0-0	3-2	5th	5-5	.500	98-95	Net Berry	Jess Neely
1937	2-0	2-4-1	0-0	2-0-1	3rd	4-4-1	.500	128-64	H.D. Lewis	Jess Neely
1938	2-0	4-1	1-0-1	3-0-1	2nd	7-1-1	.833	145-56	Charlie Woods	Jess Neely
1939	2-0	5-1	2-0	4-0	2nd	9-1	.900	165-45	Joe Payne	Jess Neely
1940	2-0	3-2-1	1-0	4-0	1st	6-2-1	.722	182-73	Red Sharpe	Frank Howard
1941	2-0	3-2	2-0	5-1	3rd	7-2	.778	233-90	Wade Padgett	Frank Howard
1942	2-1	1-4	0-1-1	2-3-1	9th	3-6-1	.350	100-138	Charlie Wright	Frank Howard
1943	0-2	1-2	1-2	2-3	T-7th	2-6	.250	94-185	Ralph Jenkins	Frank Howard
1944	2-0	1-5	1-0	3-1	3rd	4-5	.444	165-179	Ralph Jenkins	Frank Howard
1945	3-1	3-2-1	0-0	2-1-1	4th	6-3-1	.650	211-73	Ralph Jenkins	Frank Howard
1946	2-1	1-4	1-0	2-3	11th	4-5	.444	147-174	Chip Clark	Frank Howard
1947	2-1	2-4	0-0	1-3	12th	4-5	.444	206-146	Cary Cox	Frank Howard
1948	4-0	5-0	2-0	5-0	1st	11-0	1.000	274-76	Bob Martin, Phil Prince	Frank Howard
1949	2-2-1	2-2	0-0-1	2-2	8th	4-4-2	.500	232-216	Gene Moore	Frank Howard
1950	4-0	5-0-1	0-0	3-0-1	2nd	9-0-1	.950	343-76	Fred Cone	Frank Howard
1951	4-0	3-2	0-1	3-1	4th	7-3	.700	196-97	Bob Patton	Frank Howard
1952	1-1	1-5-1	0-0	-----	*	2-6-1	.278	112-157	George Rodgers	Frank Howard
1953	2-2	1-3-1	0-0	1-2	6th	3-5-1	.389	139-172	Dreher Gaskin, Nathan Gressette	Frank Howard
1954	3-1	0-4	2-0	1-2	5th	5-5	.500	193-121	Buck George, Scott Jackson, Mark Kane, Clyde White	Frank Howard
1955	3-1	3-1	1-1	3-1	3rd	7-3	.700	206-144	Don King	Frank Howard
1956	4-0	3-1-2	0-1	4-0-1	1st	7-2-2	.727	167-101	Charlie Bussey	Frank Howard
1957	3-1	4-2	0-0	4-3	T-3rd	7-3	.700	216-78	John Grdijan, Leon Kaltenback	Frank Howard
1958	5-0	3-2	0-1	5-1	1st	8-3	.727	169-138	Bill Thomas	Frank Howard
1959	3-1	5-1	1-0	6-1	1st	9-2	.818	285-103	Paul Snyder, Harvey White	Frank Howard
1960	5-0	1-4	0-0	4-2	4th	6-4	.600	197-124	Dave Lynn, Lowndes Shingler	Frank Howard
1961	3-2	2-3	0-0	3-3	T-3rd	5-5	.500	199-126	Ron Andreo, Calvin West	Frank Howard
1962	2-3	4-1	0-0	5-1	2nd	6-4	.600	168-130	Dave Hynes	Frank Howard
1963	2-1-1	3-3	0-0	5-2	T-3rd	5-4-1	.550	181-140	Tracy Childers	Frank Howard
1964	2-2	1-5	0-0	2-4	7th	3-7	.300	105-135	John Boyett, Ted Bunton	Frank Howard
1965	3-1	2-4	0-0	4-3	1st	5-5	.500	117-137	Bill Hecht, Floyd Rogers	Frank Howard
1966	4-0	2-4	0-0	6-1	1st	6-4	.600	174-177	Mike Facciolo	Frank Howard
1967	3-2	3-2	0-0	6-0	1st	6-4	.600	166-128	Jimmy Addison, Frank Liberatore	Frank Howard
1968	2-2	2-3-1	0-0	4-1-1	2nd	4-5-1	.450	184-179	Billy Ammons, Ronnie Ducworth	Frank Howard
1969	2-2	2-4	0-0	3-3	T-3rd	4-6	.400	178-250	Ivan Southerland, Charlie Tolley	Frank Howard
1970	2-4	1-4	0-0	2-4	T-6th	3-8	.273	164-313	B.B. Elvington, Jim Sursavage, Ray Yauger	Hootie Ingram
1971	2-3	1-3	2-0	4-2	2nd	5-6	.455	155-202	Larry Hefner, John McMakin	Hootie Ingram
1972	3-2	1-5	0-0	2-4	5th	4-7	.364	143-245	Wade Hughes, Buddy King, Frank Wirth	Hootie Ingram
1973	3-3	2-3	0-0	4-2	3rd	5-6	.455	231-263	Mike Buckner, Ken Pengitore	Red Parker
1974	6-0	1-4	0-0	4-2	T-2nd	7-4	.636	246-250	Willie Anderson, Mark Fellers, Jim Ness, Ken Peeples	Red Parker
1975	1-4	1-5	0-0	2-3	5th	2-9	.182	177-381	Bennie Cunningham, Neal Jetton, Dennis Smith, Jimmy Williamson	Red Parker
1976	2-2-1	1-4-1	0-0	0-4-1	7th	3-6-2	.364	172-237	Malcolm Marler, Mike O'Cain, Randy Scott, Joey Walters	Red Parker
1977	3-2	5-0-1	0-1	4-1-1	2nd	8-3-1	.708	228-163	Steve Fuller, Steve Godfrey, Randy Scott	Charley Pell
1978	6-0	4-1	1-0	6-0	1st	11-1	.917	368-131	Steve Fuller, Randy Scott	Charley Pell (11), Danny Ford (1)
1979	4-2	4-1	0-1	4-2	T-2nd	8-4	.667	205-116	Bubba Brown, Billy Lott	Danny Ford
1980	4-2	2-3	0-0	2-4	T-4th	6-5	.545	217-222	Lee Nanney, Willie Underwood	Danny Ford
1981 ^{NC}	6-0	5-0	1-0	6-0	1st	12-0	1.000	338-105	Jeff Davis, Lee Nanney, Perry Tuttle	Danny Ford
1982	5-0-1	3-1	1-0	6-0	1st	9-1-1	.864	289-147	Homer Jordan, Terry Kinard	Danny Ford
1983	6-0-1	3-1	0-0	-----	*	9-1-1	.864	338-200	James Farr, James Robinson	Danny Ford

YEAR-BY-YEAR TEAM RECORDS



THE 2018 CAPTAINS (FROM LEFT TO RIGHT - ADAM CHOICE, HUNTER RENFROW, MITCH HYATT, KENDALL JOSEPH, CELIN FERRELL, CHRISTIAN WILKINS), PICTURED WITH HEAD COACH DABO SWINNEY, WON TWO NATIONAL CHAMPIONSHIPS (2016,18) AND LED THE TIGERS TO 55 VICTORIES FROM 2015-18.

Year	Home	Away	Neutral	Conf.	Finish	Overall	Win %	Scoring	Captain(s)	Head Coach(es)
1984	5-1	2-3	0-0	-----	*	7-4	.636	346-215	Mike Eppley, William Perry	Danny Ford
1985	3-3	3-2	0-1		4-3	T-3rd	.500	244-222	Steve Berlin, Steve Reese	Danny Ford
1986	3-1-1	4-1-1	1-0	5-1-1	1st	8-2-2	.750	296-187	Terrence Flagler, Terence Mack	Danny Ford
1987	7-1	2-1	1-0	6-1	1st	10-2	.833	333-176	Michael Dean Perry, John Phillips	Danny Ford
1988	5-1	4-1	1-0	6-1	1st	10-2	.833	342-157	Rodney Williams, Donnell Woolford	Danny Ford
1989	5-1	4-1	1-0	5-2	3rd	10-2	.833	368-138	Wesley McFadden, Otis Moore	Danny Ford
1990	6-0	3-2	1-0	5-2	T-2nd	10-2	.833	333-109	Stacy Fields, Vance Hammond	Ken Hatfield
1991	6-0-1	2-1	1-1	6-0-1	1st	9-2-1	.792	317-185	Rob Bodine, DeChane Cameron, Levon Kirkland	Ken Hatfield
1992	4-2	1-4	0-0	3-5	7th	5-6	.455	261-213	Robert O'Neal, Ashley Sheppard, Wayne Simmons	Ken Hatfield
1993	6-1	2-2	1-0	5-3	3rd	9-3	.750	198-192	Richard Moncrief	Ken Hatfield (11), Tommy West (1)
1994	4-2	1-4	0-0	4-4	6th	5-6	.455	164-188	Tim Jones, Louis Solomon	Tommy West
1995	3-3	5-0	0-1	6-2	3rd	8-4	.667	303-219	Louis Solomon	Tommy West
1996	5-1	2-3	0-1	6-2	T-2nd	7-5	.583	245-241	Dexter McCleon	Tommy West
1997	3-3	4-1	0-1	4-4	5th	7-5	.583	292-219	Raymond Priester, Raymond White	Tommy West
1998	3-4	0-4	0-0	1-7	T-8th	3-8	.273	218-272	Donald Broomfield, Holland Postell	Tommy West
1999	3-2	3-3	0-1	5-3	2nd	6-6	.500	322-253	Keith Adams, Ryan Romano, Brandon Streeter	Tommy Bowden
2000	6-1	3-1	0-1	6-2	2nd	9-3	.750	416-253	Chad Carson, Rod Gardner, Chad Speck	Tommy Bowden
2001	3-3	3-2	1-0	4-4	T-4th	7-5	.583	369-339	Chad Carson, Woodrow Dantzler, Charles Hafley	Tommy Bowden
2002	5-2	2-3	0-1	4-4	5th	7-6	.538	330-349	Nick Eason, Bryant McNeal, Jackie Robinson	Tommy Bowden
2003	6-1	2-3	1-0	5-3	3rd	9-4	.692	365-250	Tony Elliott, DeJuan Polk, Gregory Walker	Tommy Bowden
2004	5-1	1-4	0-0	4-4	T-6th	6-5	.545	236-229	Eric Coleman, Airese Currie, Leroy Hill	Tommy Bowden
2005	4-2	3-2	1-0	4-4	3rd (Atl.)	8-4	.667	316-211	Charles Bennett, Jamaal Fudge, Steven Jackson, Charlie Whitehurst	Tommy Bowden
2006	5-2	2-2	1-1	5-3	T-2nd (Atl.)	8-5	.615	425-210	Gaines Adams, Chansi Stuckey, Anthony Waters	Tommy Bowden
2007	5-2	4-1	0-1	5-3	T-2nd (Atl.)	9-4	.692	430-243	Michael Hamlin, Cullen Harper	Tommy Bowden
2008	5-2	2-2	0-2	4-4	T-3rd (Atl.)	7-6	.539	327-225	James Davis, Tyler Grisham, Michael Hamlin, Cullen Harper, Jack McKissic	Tommy Bowden (6), Dabo Swinney (7)
2009	6-1	2-3	1-1	6-2	1st (Atl.)	9-5	.643	436-286	Thomas Austin, Chris Chancellor, Kavell Conner, Michael Palmer, Ricky Sapp, C.J. Spiller	Dabo Swinney
2010	5-2	1-4	0-1	4-4	T-4th (Atl.)	6-7	.462	312-244	Marcus Gilchrist, Chris Hairston, Jarvis Jenkins, DeAndre McDaniel, Michael Wade	Dabo Swinney
2011	7-0	2-3	1-1	6-2	^1st (Atl.)	10-4	.714	470-410	Andre Branch, Chad Diehl, Marquan Jones, Coty Sensabaugh, Brandon Thompson, Landon Walker	Dabo Swinney
2012	6-1	3-1	2-0	7-1	T-1st (Atl.)	11-2	.846	533-323	Xavier Brewer, Jaron Brown, Andre Ellington, Dalton Freeman, Rashard Hall, Jonathan Meeks	Dabo Swinney
2013	6-1	4-1	1-0	7-1	2nd (Atl.)	11-2	.846	522-288	Tajh Boyd, Quandon Christian, Darius Robinson, Tyler Shatley, Spencer Shuey, Brandon Thomas	Dabo Swinney
2014	7-0	2-3	1-0	6-2	2nd (Atl.)	10-3	.769	401-217	Stephone Anthony, Sam Cooper, Adam Humphries, Grady Jarrett	Dabo Swinney
2015	7-0	5-0	2-1	8-0	^1st (Atl.)	14-1	.933	577-325	Travis Blanks, B.J. Goodson, Eric Mac Lain, Charone Peake, D.J. Reader, Stanton Seckinger	Dabo Swinney
2016 ^{NC}	6-1	5-0	3-0	7-1	^1st (Atl.)	14-1	.933	588-270	Ben Boulware, Jay Guillermo, Jadar Johnson, Jordan Leggett, Carlos Watkins, Deshaun Watson	Dabo Swinney
2017	7-0	4-1	1-1	7-1	^1st (Atl.)	12-2	.857	460-166	Ryan Carter, Tyrone Crowder, Taylor Hearn, Maverick Morris, Dorian O'Daniel, Christian Wilkins	Dabo Swinney
2018 ^{NC}	7-0	5-0	3-0	8-0	^1st (Atl.)	15-0	1.000	664-197	Adam Choice, Clelin Ferrell, Mitch Hyatt, Kendall Joseph, Hunter Renfrow, Christian Wilkins	Dabo Swinney
Totals	385-126-15	283-278-23	76-55-7	371-200-14		744-459-45	.614	26,562-18,836		25 Head Coaches

* - ineligible for conference title; ^ - ACC Championship Game winner; ^{NC} - national champion; Note: Clemson's Southern Conference record was 66-56-6 (.539) and won two SoCon titles; Clemson's record against ACC regular-season opponents (including 18 games vs. South Carolina) is 290-143-6 (.667), including 17 ACC titles and one co-championship.

YEAR-BY-YEAR CLEMSON STATS

YEAR	GAMES	PLAYS	TOTAL YARDS	YARDS PER GAME	YARDS PER PLAY	CARRIES	RUSHING YARDS	YARDS PER GAME	YARDS PER CARRY	PASS ATTEMPTS	COMPLETIONS	PASSING YARDS	HAD INTERCEPTED	COMPLETION %	YARDS PER GAME	PUNTING AVERAGE	PUNT RETURNS	PUNT RETURN YARDS	KICKOFF RETURNS	KICKOFF RETURN YARDS	INTERCEPTIONS	INTERCEPTION YARDS	FIRST DOWNS	POINTS PER GAME	TURNOVERS
1938	9	461	2151	239.0	4.7	396	1638	182.0	4.1	65	32	513	4	49.2	57.0	38.0	41	584	15	321	9	111	94	16.2	10
1939	10	558	2820	282.0	5.1	480	2185	218.5	4.6	78	33	635	7	42.3	63.5	41.0	43	271	12	230	14	116	113	16.5	26
1940	9	552	2391	265.7	4.3	448	1794	199.3	4.0	104	33	597	6	31.7	66.3	37.0	43	372	11	155	19	209	108	20.2	8
1941	9	582	2977	330.8	5.1	439	2226	247.3	5.1	143	43	751	10	30.1	83.4	40.5	52	560	20	428	12	150	111	25.9	23
1942	10	535	1876	187.6	3.5	399	1277	127.7	3.2	106	43	599	15	41.0	59.9	37.3	43	296	17	307	12	149	95	10.0	29
1943	8	387	1456	182.0	3.8	306	1057	132.1	3.5	81	25	399	10	30.9	49.9	36.4	28	237	16	289	12	70	60	11.8	23
1944	9	482	2070	230.0	4.3	394	1696	188.4	4.3	88	21	374	16	23.9	41.6	38.6	36	256	33	648	14	102	105	18.3	26
1945	10	548	2600	260.0	4.7	453	2064	206.4	4.6	95	27	536	13	28.4	53.6	36.0	53	466	23	429	19	235	104	21.1	30
1946	9	442	2046	255.8	4.6	309	995	124.4	3.2	133	62	1051	15	46.6	131.4	36.2	22	137	57	488	12	121	90	15.6	24
1947	9	483	2673	297.0	5.5	330	1340	148.9	4.1	153	67	1333	19	43.8	148.1	41.2	28	224	22	419	7	120	95	22.9	35
1948	11	646	3456	315.1	5.3	503	2456	223.2	4.9	143	53	1000	15	37.1	90.9	42.7	37	634	16	341	21	234	140	24.9	39
1949	10	598	3124	312.4	5.2	418	2003	200.3	4.8	180	62	1121	13	34.4	112.1	40.3	20	252	38	557	14	145	141	23.2	22
1950	10	630	3881	388.1	6.2	504	2648	264.8	5.3	126	53	1233	8	42.0	137.0	36.7	24	307	21	305	17	169	139	32.9	19
1951	10	671	3319	331.9	4.9	487	2186	218.6	4.5	184	73	1133	15	40.0	113.3	32.9	36	302	22	392	25	361	164	19.6	27
1952	9	552	2179	242.1	3.9	420	1595	177.2	3.8	132	45	584	19	34.1	64.9	36.4	29	262	27	533	16	145	100	12.4	36
1953	9	568	2750	305.6	4.8	426	1792	199.1	4.2	142	60	958	15	42.2	106.4	36.4	12	125	32	473	14	150	127	15.6	39
1954	10	616	2916	291.6	4.7	506	2081	208.1	4.1	110	44	835	11	40.0	83.5	36.6	30	489	25	405	10	139	151	19.3	33
1955	10	600	3057	305.7	5.1	485	2200	220.0	4.5	115	44	857	13	38.3	85.7	31.1	16	202	25	516	13	154	156	20.6	23
1956	11	629	2512	251.2	4.0	548	2166	216.6	4.0	81	25	346	7	30.9	34.6	35.3	21	214	22	469	12	145	152	14.6	22
1957	10	646	3277	327.7	5.1	517	2232	223.2	4.3	130	57	1045	8	43.9	104.5	33.2	22	214	19	350	7	135	170	21.6	24
1958	11	744	3344	304.0	4.5	604	2426	220.5	4.0	140	69	918	9	49.3	83.5	32.0	40	450	29	570	8	61	178	15.4	23
1959	11	746	3300	300.0	4.4	581	2128	193.5	3.7	165	77	1168	10	46.7	106.2	34.5	47	531	28	668	20	349	184	25.9	24
1960	10	724	3060	306.0	4.2	535	1944	194.4	3.6	189	81	1116	10	42.9	111.6	36.2	34	374	27	467	11	161	176	19.7	23
1961	10	708	3075	307.5	4.3	499	1783	178.3	3.6	209	91	1292	14	43.5	129.2	38.8	36	572	29	584	8	119	172	19.9	25
1962	10	695	2897	289.7	4.2	545	2054	205.4	3.8	150	63	843	16	42.0	84.3	39.7	25	299	29	658	13	118	170	16.8	33
1963	10	741	3139	313.9	4.2	565	1959	195.9	3.5	176	72	1180	16	40.9	118.0	30.1	38	407	32	652	8	58	166	18.1	42
1964	10	644	2245	224.5	3.5	493	1696	168.6	3.4	151	44	559	16	29.1	55.9	36.5	32	261	28	570	19	145	128	10.5	32
1965	10	680	2789	278.9	4.1	472	1569	156.9	3.3	208	91	1220	15	43.8	122.0	39.1	28	229	29	612	10	51	161	11.7	31
1966	10	614	3056	305.6	4.9	419	1520	152.0	3.6	195	105	1536	15	53.8	153.6	38.9	35	281	37	852	12	123	150	17.4	30
1967	10	711	3121	312.1	4.4	483	1887	188.7	3.9	228	105	1234	13	46.0	123.4	37.9	37	387	25	426	10	116	167	16.6	21
1968	10	722	3094	309.4	4.3	503	1803	180.3	3.6	219	98	1291	19	44.7	129.1	36.7	30	302	30	702	17	94	156	18.4	37
1969	10	711	3157	315.7	4.4	430	1402	140.2	3.3	281	133	1755	24	47.5	175.5	38.1	25	215	44	952	12	102	165	17.8	43
1970	11	760	2760	250.9	3.6	458	1201	109.2	2.6	302	145	1559	12	48.0	141.7	36.8	27	403	57	1187	14	344	159	14.9	19
1971	11	746	2845	258.6	3.8	554	1582	143.8	3.8	192	82	1263	14	42.7	114.8	36.7	24	254	32	656	19	176	158	14.1	30
1972	11	742	2928	266.2	3.9	590	2058	187.1	3.5	152	64	870	9	42.1	79.1	38.4	32	194	41	763	15	74	160	13.0	26
1973	11	796	4009	364.5	5.0	591	2497	227.0	4.1	205	90	1512	10	43.9	137.5	41.8	31	227	43	831	19	213	204	21.0	31
1974	11	749	3659	332.6	4.9	611	2543	231.2	4.2	138	62	1116	8	44.9	101.5	39.5	27	285	37	744	13	132	196	22.4	29
1975	11	746	3722	338.4	5.0	538	1924	174.9	3.6	208	111	1798	9	53.3	163.5	34.8	22	145	49	876	6	59	195	16.1	35
1976	11	750	3707	337.0	4.9	573	2463	223.8	4.3	177	87	1245	10	49.2	113.2	38.2	16	88	34	547	9	24	206	15.6	34
1977	12	852	4075	339.6	4.8	639	2369	197.4	3.7	213	111	1706	8	52.1	142.2	38.4	37	335	32	648	8	234	216	19.0	30
1978	12	946	5134	427.8	5.4	741	3469	289.1	4.7	205	111	1665	5	54.1	138.8	39.4	23	288	25	486	24	327	273	30.7	21
1979	12	911	3901	325.1	4.3	725	2689	224.1	3.7	186	93	1212	10	50.0	101.0	43.0	29	193	24	363	16	216	228	17.1	21
1980	11	813	3675	334.1	4.5	590	1993	181.2	3.4	223	109	1682	13	48.8	152.8	37.7	28	175	32	502	12	175	203	19.7	36
1981	12	910	4698	391.5	5.2	705	2977	248.1	4.2	205	112	1721	10	54.6	143.4	42.1	37	333	20	409	23	190	254	28.2	24
1982	11	796	3869	354.2	4.9	618	2604	236.7	4.2	178	98	1265	12	55.1	115.0	39.9	24	160	17	312	21	261	210	26.3	24
1983	11	778	4219	383.5	5.4	588	2752	250.2	4.7	190	104	1467	11	54.7	133.4	43.3	17	83	34	648	20	208	219	30.7	24
1984	11	768	4184	380.4	4.5	521	2326	211.5	4.5	247	137	1858	12	55.5	168.9	44.0	32	206	27	522	16	114	221	31.5	27
1985	12	860	4283	356.9	5.0	603	2688	224.0	4.5	257	125	1595	10	48.6	132.9	39.9	19	100	43	915	11	86	235	20.3	33
1986	12	917	4570	380.8	5.0	705	3245	270.4	4.6	212	104	1325	11	49.1	110.4	38.5	36	313	39	977	16	180	242	24.7	24
1987	12	887	4542	378.5	5.1	661	2972	247.7	4.5	226	109	1570	12	48.2	130.8	38.3	53	720	34	724	19	147	235	27.8	29
1988	12	874	4615	384.6	5.3	673	3241	270.1	4.8	201	85	1374	4	42.3	114.5	41.1	41	269	27	538	15	171	241	28.5	13
1989	12	873	4561	380.1	5.2	678	2841	234.9	4.2	195	117	1720	6	60.0	139.8	42.7	36	354	26	581	21	318	253	30.7	15
1990	12	882	4265	355.4	4.8	667	2956	246.3	4.4	215	107	1309	5	49.7	109.1	43.7	52	422	29	627	16	181	225	27.7	17
1991	12	918	4836	403.0	5.3	658	3019	251.6	4.6	260	140	1817	11	53.8	151.4	35.6	49	555	31	623	9	39	253	26.4	29
1992	11	824	4054	368.5	4.9	580	2828	257.1	4.9	224	103	1226	5	42.2	111.5	40.0	37	268	35	650	14	258	205	23.7	18
1993	12	804	3728	310.7	4.6	602	2131	177.6	3.5	202	100	1597													

YEAR-BY-YEAR OPPONENT STATS

YEAR	GAMES	PLAYS	TOTAL YARDS	YARDS PER GAME	YARDS PER PLAY	CARRIES	RUSHING YARDS	YARDS PER GAME	YARDS PER CARRY	PASS ATTEMPTS	COMPLETIONS	PASSING YARDS	HAD INTERCEPTED	COMPLETION %	YARDS PER GAME	PUNTING AVERAGE	PUNT RETURNS	PUNT RETURN YARDS	KICKOFF RETURNS	KICKOFF RETURN YARDS	INTERCEPTIONS	INTERCEPTION YARDS	FIRST DOWNS	POINTS PER GAME	TURNOVERS
1938	9	491	1742	193.6	3.5	386	1211	134.6	3.1	105	39	531	9	37.1	33.0						4	84	6.2	17	
1939	10	519	1575	157.5	3.0	410	1126	112.6	2.7	109	32	449	14	29.4	44.9						7	80	4.5	26	
1940	9	468	1652	183.6	3.5	339	1094	121.6	3.2	129	46	558	19	35.7	62.0						6	92	8.3	27	
1941	9	487	1886	209.6	3.9	334	904	100.4	2.7	153	74	982	12	48.4	109.1						10	83	10.1	26	
1942	10	597	2349	234.9	3.9	467	1625	162.5	3.5	130	49	724	12	38.0	72.4						15	101	13.8	25	
1943	8	462	2418	302.3	5.2	349	1582	197.8	4.5	113	54	836	12	47.8	104.5						10	98	23.1	32	
1944	9	519	2436	270.7	4.7	410	1797	199.7	4.4	109	40	639	14	36.7	71.0						16	105	19.9	28	
1945	10	533	1932	193.2	3.6	364	1105	110.5	3.0	169	60	827	19	35.5	82.7						13	91	7.3	34	
1946	9	489	2127	265.9	4.3	336	1164	145.5	3.5	153	62	963	1	40.5	120.4						15	98	19.3	29	
1947	9	544	2189	243.7	4.0	404	1223	135.9	3.0	140		966	7		107.3						19	104	16.2	23	
1948	11		1949	177.2			1116	101.5		161	61	833	21	37.9	75.7						15	99	6.9	31	
1949	10	621	3169	316.9	5.1	460	2168	216.8	4.7	161	76	1001	14	47.2	100.1						13	147	21.6	33	
1950	10	570	2255	225.5	4.0	354	1365	136.5	3.9	216	83	890	17	38.4	89.0	38.3	14	153			8	79	97	6.2	35
1951	10	618	2259	225.9	3.7	442	1383	138.3	3.1	176	61	876	13	34.7	87.6	39.2	32	429			29		103	9.7	28
1952	9	620	2317	257.4	3.7	459	1436	159.6	3.1	161	62	881	16	38.5	97.9	37.2	35	269	28	412	19	193	113	17.4	32
1953	9	518	2461	273.4	4.8	367	1478	164.2	4.0	151	54	983	14	35.7	109.2	31.0	15	401	28	767	15	230	116	19.1	27
1954	10	528	1761	176.1	3.3	388	969	96.9	2.5	140	66	792	10	47.1	79.2	35.5	19	161	41	748	11	218	96	12.1	23
1955	10	561	2478	247.8	4.4	427	1624	162.4	3.8	134	49	854	13	37.0	85.4	34.3	8	142	33	709	13	85	138	14.4	28
1956	11	635	2448	244.8	3.9	511	1922	192.2	3.8	124	48	526	12	38.8	52.6	33.6	19	122	27	506	7	44	133	7.4	30
1957	10	592	2159	215.9	3.6	463	1562	156.2	3.4	129	49	597	7	37.9	59.7	33.3	6	63	40	808	8	62	111	7.8	15
1958	11	646	2673	243.0	4.1	454	1517	137.9	3.3	192	88	1156	8	45.9	105.1	37.5	22	179	29	604	9	48	148	12.5	23
1959	11	603	2130	193.6	3.5	430	1174	106.7	2.7	189	80	956	8	42.3	86.9	36.3	24	151			20		114	8.5	26
1960	10	573	2143	214.3	3.7	389	1143	114.3	2.9	184	94	1000	11	51.0	100.0	34.1	19	165	37	766	10		116	12.4	17
1961	10	567	2340	234.0	4.1	399	1275	127.5	3.2	198	88	1265	8	44.4	126.5	37.8	27	265	38	725	14	151	114	12.6	17
1962	10	577	2403	240.3	4.2	395	1213	121.3	3.0	182	91	1198	13	50.0	119.0	37.3	27	296	36	776	16	266	127	13.0	22
1963	10	544	1847	184.7	3.4	344	931	93.1	2.7	200	79	916	8	39.5	91.6	36.5	18	183	37	834	16	219	104	14.0	25
1964	10	641	2710	271.0	4.2	439	1605	160.5	3.4	202	87	1105	19	43.1	110.5	32.3	30	317	28	531	16	229	141	13.5	34
1965	10	622	2515	251.5	4.0	448	1514	151.4	3.4	174	79	1001	10	45.4	100.1	37.8	29	339	15	439	15	154	141	13.7	29
1966	10	681	3164	316.4	4.6	444	1753	175.3	3.9	237	117	1411	12	49.4	141.1	39.6	27	229	33	694	15	158	169	17.7	21
1967	10	661	2577	257.7	3.9	455	1396	139.6	3.1	206	92	1181	9	44.7	118.1	35.8	36	389	34	748	13	102	137	12.8	21
1968	10	748	3386	338.6	4.5	483	1319	131.9	2.8	285	143	2067	17	50.2	206.7	37.3	28	331	39	811	19	183	174	17.9	34
1969	10	784	3579	357.9	4.6	542	1933	193.3	3.6	252	117	1646	12	46.0	164.6	37.8	28	206	27	591	24	213	190	25.0	25
1970	11	838	4768	433.4	5.7	578	2781	252.8	4.9	260	148	1987	14	56.9	180.6	38.3	42	381	32	596	12	118	228	28.5	31
1971	11	766	3352	304.7	4.4	534	2078	188.9	3.9	232	108	1282	19	46.6	116.5	40.0	38	255	36	682	14	204	182	18.4	32
1972	11	773	3896	354.2	5.0	561	2433	221.2	4.3	212	104	1463	15	49.0	133.0	38.1	29	310	31	633	10	196	198	22.3	29
1973	11	814	4072	370.2	5.0	624	2850	259.1	4.6	190	93	1222	19	49.5	111.1	39.8	27	252	44	919	10	87	223	23.9	37
1974	11	789	3950	359.1	5.0	580	2586	235.1	4.5	209	102	1414	13	48.8	128.5	39.2	27	280	40	781	8	82	211	22.7	28
1975	11	785	4434	403.1	5.6	648	3416	310.5	5.3	137	75	1017	6	54.7	92.5	39.9	32	248	33	674	9	213	237	34.6	18
1976	11	809	4201	381.9	5.2	586	2586	235.1	4.4	223	115	1615	9	51.5	146.8	38.8	25	192	22	346	10	73	226	21.5	26
1977	12	845	3582	298.5	4.2	603	2054	171.2	3.4	242	101	1528	21	41.7	127.2	41.9	24	65	41	799	8	104	202	13.6	35
1978	12	775	3151	262.6	4.1	546	1843	153.6	3.4	229	112	1308	24	48.9	109.0	40.1	27	91	61	1128	5	55	181	10.9	38
1979	12	759	2846	237.2	3.7	496	1354	112.8	2.7	263	119	1492	16	45.2	124.3	40.3	44	260	29	596	10	108	151	9.7	24
1980	11	760	3338	303.4	4.4	493	1652	150.2	3.4	267	148	1686	11	55.4	153.3	37.4	22	175	30	587	14	329	184	20.2	28
1981	12	810	3023	251.9	3.7	461	1169	97.4	2.5	349	164	1854	23	47.0	154.5	40.3	15	127	36	659	10	87	201	8.8	41
1982	11	776	3557	323.4	4.6	400	1068	97.1	2.7	376	209	2489	20	55.6	226.3	37.7	9	87	27	545	12	94	207	13.4	35
1983	11	804	4036	366.9	5.0	425	1588	144.4	3.7	379	214	2448	19	56.5	222.5	38.6	20	148	20	396	11	94	244	18.2	38
1984	11	809	3853	350.2	4.8	506	1921	174.6	3.8	303	146	1932	16	48.2	175.6	40.0	16	72	28	521	12	225	221	19.5	27
1985	12	887	4331	360.9	4.9	568	2167	180.6	3.8	319	180	2164	11	56.4	180.3	38.2	24	190	25	561	9	70	248	18.5	28
1986	12	816	3687	307.3	4.5	394	1253	104.4	3.2	422	204	2434	16	48.3	202.8	42.1	21	184	54	965	11	138	205	15.6	23
1987	12	755	2945	245.4	3.9	416	991	82.6	2.4	339	167	1954	19	49.3	162.8	40.6	21	207	64	1291	12	89	164	14.7	28
1988	12	788	3329	277.4	4.2	444	1394	116.2	3.1	344	171	1935	15	49.7	161.3	40.3	25	215	64	1237	4	2	208	13.1	34
1989	12	746	3184	265.3	4.2	367	1159	96.6	3.2	379	185	2025	21	48.8	168.6	36.6	16	171	58	1390	6	16	179	11.5	38
1990	12	747	2630	219.2	3.5	402	848	70.9	2.1	345	167	1782	16	48.4	194.5	37.5	34	323	51	1310	5	3	159	9.9	34
1991	12	793	3271	272.6	4.1	402	733	61.1	1.8	391	192	2538	9	49.1	211.5	38.7	23	210	53	1082	11	58	170	15.4	19
1992	11	754	3656	332.4	4.9	413	1321	120.1	3.2	341	183	2335	14	53.7	212.3	36.9	32	307	46	925	5	46	189	19.4	22
1993	12	815	4053	337.8	4.9	437	1550	129.2	3.5	378	203	2503	17	53.7	200.6	41.6	21	144	34	736	10	72	218	16.0	30
1994	11	735	3638	330.7	5.0	379	1248	113.5	3.3	356	210	2390	16	59.0	217.3	37.2	37	334	34	893	10	120	194	17.1	29
1995	12	814	4064	338.7	5.0	415	1500	125.0	3.6	39															

BOWL HISTORY

Clemson has a rich bowl tradition. The Tigers have 24 bowl wins, tied for 12th most in history, and their 44 bowl games are tied for 14th most in history. Their first bowl game was in the 1940 Cotton Bowl when the Tigers defeated Frank Leahy (Boston College) 6-3.

The Tigers have played in a bowl game 30 of the last 34 years (including the 2018 season). That is among the top-10 bowl appearances since 1985. Clemson has also been bowl-eligible 20 consecutive years.

The Tigers have beaten some of the top programs in college football history in bowl games. The list of schools Clemson has beaten in a bowl game includes prominent programs Alabama, Louisiana State, Miami (Fla.), Nebraska, Notre Dame, Ohio State, Oklahoma, Penn State, Stanford, Tennessee and West Virginia.

Clemson won its first three bowl games, wins over Boston College, Missouri and Miami (Fla.). The three coaches Clemson beat in those games were Frank Leahy, Don Faurot and Andy Gustafson, and all three are in the College Football Hall of Fame.

Seven different head coaches (Jess Neely, Frank Howard, Danny Ford, Ken Hatfield, Tommy West, Tommy Bowden, Dabo Swinney) have all been victorious in bowl games for the Tigers since the 1939 season.

Overall, 10 of Clemson's 24 bowl wins have come against head coaches who are in the College Football Hall of Fame. Clemson is 4-0 in bowl games against the top-six winningest coaches in FBS history in terms of winning percentage (Frank Leahy, Tom Osborne, Barry Switzer and Urban Meyer). The Tigers have seven bowl wins over top-10 teams since 2012, most in the nation.

Clemson has achieved bowl wins over some of the greatest coaches in history:

- Frank Leahy when Clemson defeated Boston College in the 1940 Cotton Bowl.
- Joe Paterno (Penn State) when Clemson beat Penn State 35-10 in the 1988 Citrus Bowl. It was Paterno's largest margin of defeat in a bowl game.
- Woody Hayes (Ohio State) in the 1978 Gator Bowl, Hayes' last game as a coach.
- Barry Switzer (Oklahoma) in the 1989 Citrus Bowl, Switzer's final game as a college coach.
- Tom Osborne (Nebraska) in the 1982 Orange Bowl, which gave Clemson its first national championship at the end of the 1981 season.
- Don Nehlen (West Virginia) when Clemson downed the Mountaineers 27-7 in the 1989 Gator Bowl.
- Phillip Fulmer (Tennessee), who had over 150 career wins, in the 2003 Peach Bowl.
- Les Miles (Louisiana State), who led the Tigers to the 2007 national championship, fell to Clemson 25-24 in the 2012 Chick-fil-A Bowl.
- Urban Meyer (Ohio State) in the 2013 Orange Bowl and 2016 Fiesta Bowl
- Bob Stoops, who won a national championship in 2000 with Oklahoma, saw his Sooners fall in back to back bowl games, including the 2015 Orange Bowl.
- Nick Saban, who had won four national championships and was riding a 26-game winning streak, fell to the Tigers in the 2016 national championship game.
- Nick Saban for the second time at the end of the 2018 season, as the Tigers claimed their second national title in three years with a 44-16 win.

CONSECUTIVE BOWL APPEARANCES

Rk	School	Start	Streak
1.	Virginia Tech	1993	26
2.	Georgia	1997	22
3.	Oklahoma	1999	20
4.	Louisiana State	2000	19
5.	Boise State*	2002	17
	Wisconsin	2002	17
7.	Alabama	2004	15
8.	Clemson	2005	14

* - selected to a bowl in 2018, but the game was canceled due to inclement weather; Note: Active streaks listed.

CLEMSON CELEBRATED ITS SECOND NATIONAL CHAMPIONSHIP IN THREE YEARS AND THIRD IN PROGRAM HISTORY AFTER IT DEFEATED TOP-RANKED ALABAMA 44-16 IN SANTA CLARA, CALIF. ON JAN. 7, 2019.



BOWL WINS

Rk	Team	Wins
1.	Alabama	40
2.	Southern California	34
3.	Georgia	31
4.	Oklahoma	29
	Penn State	29
	Texas	29
7.	Tennessee	28
8.	Florida State	27
9.	Louisiana State	26
	Nebraska	26
11.	Georgia Tech	25
12.	Clemson	24
	Auburn	24
	Mississippi	24
	Ohio State	24
16.	Florida	23
17.	Michigan	21
18.	Miami (Fla.)	19
	Oklahoma State	19
20.	NC State	17
	Notre Dame	17
	Texas A&M	17
	TCU	17
	Utah	17
	Washington	17

Note: Vacated wins not included.

BOWL HISTORY



BOWL RESULTS (24-20)

Year	Bowl	Site	Opponent (Rank)	W-L	Score
1939	Cotton	Dallas, Texas	Boston College (11,NR)	W	6-3
1948	Gator	Jacksonville, Fla.	Missouri	W	24-23
1950	Orange	Miami, Fla.	Miami (Fla.) (15,16)	W	15-14
1951	Gator	Jacksonville, Fla.	Miami (Fla.)	L	0-14
1956	Orange	Miami, Fla.	Colorado (20,18)	L	21-27
1958	Sugar	New Orleans, La.	Louisiana State (1,1)	L	0-7
1959	Bluebonnet	Houston, Texas	TCU (7,8)	W	23-7
1977	Gator	Jacksonville, Fla.	Pittsburgh (10,9)	L	3-34
1978	Gator	Jacksonville, Fla.	Ohio State (20,NR)	W	17-15
1979	Peach	Atlanta, Ga.	Baylor (19,19)	L	18-24
1981	Orange	Miami, Fla.	Nebraska (4,4)	W	22-15
1985	Independence	Shreveport, La.	Minnesota	L	13-20
1986	Gator	Jacksonville, Fla.	Stanford (20,17)	W	27-21
1987	Citrus	Orlando, Fla.	Penn State (20,19)	W	35-10
1988	Citrus	Orlando, Fla.	Oklahoma (10,11)	W	13-6
1989	Gator	Jacksonville, Fla.	West Virginia (17,17)	W	27-7
1990	Hall of Fame	Tampa, Fla.	Illinois (16,17)	W	30-0
1991	Citrus	Orlando, Fla.	California (14,14)	L	13-37
1993	Peach	Atlanta, Ga.	Kentucky	W	14-13
1995	Gator	Jacksonville, Fla.	Syracuse	L	0-41
1996	Peach	Atlanta, Ga.	Louisiana State (17,16)	L	7-10
1997	Peach	Atlanta, Ga.	Auburn (13,13)	L	17-21
1999	Peach	Atlanta, Ga.	Mississippi State (15,16)	L	7-17
2000	Gator	Jacksonville, Fla.	Virginia Tech (6,5)	L	20-41
2001	Humanitarian	Boise, Idaho	Louisiana Tech	W	49-24
2002	Tangerine	Orlando, Fla.	Texas Tech	L	15-55
2003	Peach	Atlanta, Ga.	Tennessee (6,7)	W	27-14
2005	Champs Sports	Orlando, Fla.	Colorado	W	19-10
2006	Music City	Nashville, Tenn.	Kentucky	L	20-28
2007	Chick-fil-A	Atlanta, Ga.	Auburn (22,21)	L	20-23
2008	Gator	Jacksonville, Fla.	Nebraska	L	21-26
2009	Music City	Nashville, Tenn.	Kentucky	W	21-13
2010	Meineke Car Care	Charlotte, N.C.	South Florida	L	26-31
2011	Orange	Miami Gardens, Fla.	West Virginia (23,22)	L	33-70
2012	Chick-fil-A	Atlanta, Ga.	Louisiana State (9,7)	W	25-24
2013	Orange	Miami Gardens, Fla.	Ohio State (7,6)	W	40-35
2014	Russell Athletic	Orlando, Fla.	Oklahoma (NR,24)	W	40-6
2015	Orange	Miami Gardens, Fla.	Oklahoma (4,3)	W	37-17
	CFP National Championship	Glendale, Ariz.	Alabama (2,2)	L	40-45
2016	Fiesta	Glendale, Ariz.	Ohio State (2,2)	W	31-0
	CFP National Championship	Tampa, Fla.	Alabama (1,1)	W	35-31
2017	Sugar	New Orleans, La.	Alabama (4,4)	L	6-24
2018	Cotton	Arlington, Texas	Notre Dame (3,3)	W	30-3
	CFP National Championship	Santa Clara, Calif.	Alabama (1,1)	W	44-16

Note: Years are regular season, not necessarily the calendar year the game was played; rankings by AP/USA.

WEEKLY POLLS

PRESEASON POLLS

Year	Preseason	Final
1958	18 NP	12 13
1959	18 NP	11 11
1960	9 NP	--- ---
1978	18 NP	6 6
1982	11 9	8 PB
1984	4 8	--- ---
1987	9 NP	12 10
1988	4 4	9 8
1989	12 NP	12 11
1990	10 NP	9 9
1991	9 NP	18 17
1992	13 NP	--- ---
1993	23 NP	23 22
1994	25 24	--- ---
1996	25 23	--- ---
1997	20 21	--- ---
2000	17 19	16 14
2001	19 18	--- ---
2006	18 18	--- ---
2008	9 9	--- ---
2012	14 14	11 9
2013	8 8	8 7
2014	16 16	15 15
2015	12 12	2 2
2016	2 2	1 1
2017	5 5	4 4
2018	2 2	1 1

NP - no poll; PB - probation; Note: First poll listed is AP; second poll listed is coaches.

1939			
Date	W-L	AP	USA
11-13	6-1	16	NP
11-20	7-1	15	NP

11-27	8-1	14	NP
12-4	8-1	15	NP
12-11	8-1	12	NP

1940			
Date	W-L	AP	USA
10-14	4-0	12	NP
10-21	4-0	13	NP
10-28	5-0	10	NP

1941			
Date	W-L	AP	USA
10-13	4-0	13	NP
10-20	4-0	14	NP
11-17	6-1	18	NP
11-24	7-1	16	NP

1945			
Date	W-L	AP	USA
11-26	6-2-1	18	NP

1948			
Date	W-L	AP	USA
10-11	2-0	15	NP
10-18	3-0	14	NP
10-25	4-0	13	NP
11-1	5-0	12	NP
11-8	6-0	10	NP
11-15	7-0	9	NP
11-22	8-0	9	NP
11-29	9-0	11	NP

1950			
Date	W-L	AP	USA
10-2	2-0	18	---
10-9	3-0	13	16
10-16	3-0	12	14
10-23	3-0-1	16	---
10-30	4-0-1	14	18
11-6	5-0-1	13	---
11-13	6-0-1	11	13
11-20	7-0-1	11	12
11-27	8-0-1	10	10

1951			
Date	W-L	AP	USA
10-1	2-0	18	---
10-8	3-0	16	24
12-3	7-2	19	---

1955			
Date	W-L	AP	USA
10-3	3-0	16	---

1956			
Date	W-L	AP	USA
10-15	3-0-1	15	18
10-22	3-0-1	20	20
10-29	4-0-1	13	17
11-5	5-0-1	11	15
11-12	5-0-2	13	---
12-3	7-1-2	19	---

1957			
Date	W-L	AP	USA
11-11	5-2	14	14
11-18	5-3	---	19
11-25	6-3	---	19
12-2	7-3	---	18

1958			
Date	W-L	AP	USA
Pre	0-0	18	---
9-22	1-0	---	16
9-29	2-0	10	13
10-6	3-0	8	11
10-13	4-0	10	12
10-20	4-0	10	11
10-27	4-1	19	---
11-3	5-1	17	18
11-17	6-2	16	17
11-24	7-2	12	12
12-1	8-2	12	13

1959			
Date	W-L	AP	USA
Pre	0-0	18	---
9-21	1-0	5	9
9-28	2-0	6	7
10-12	3-1	15	13
10-19	3-1	17	15
10-26	4-1	12	12
11-2	5-1	10	11
11-9	6-1	11	11
11-16	6-2	19	---
11-23	7-2	14	14
11-30	8-2	10	10
12-7	8-2	11	11

1960			
Date	W-L	AP	USA
Pre	0-0	9	NP
9-19	0-0	9	NP
9-26	1-0	7	NP
10-3	2-0	8	11
10-10	3-0	8	11
10-17	3-1	---	17

1977			
Date	W-L	AP	USA
10-17	5-1	20	19
10-24	6-1	16	16
10-31	7-1	13	13
11-7	7-1-1	15	16
11-14	7-2-1	15	15
11-21	8-2-1	13	14
11-28	8-2-1	11	10
1-3	8-3-1	19	---

1978			
Date	W-L	AP	USA
Pre	0-0	18	---
9-18	1-0	---	18

10-23	5-1	20	20
10-30	6-1	16	16
11-6	7-1	15	15
11-13	8-1	12	12
11-20	9-1	10	10
11-27	10-1	7	7
12-4	10-1	7	8
1-3	11-1	6	6

1979			
Date	W-L	AP	USA
11-5	6-2	18	17
11-12	7-2	14	14
11-19	8-2	13	13
11-26	8-3	18	17
12-3	8-3	18	17

1981			
Date	W-L	AP	USA
9-21	3-0	19	18
9-28	3-0	14	14
10-5	4-0	9	10
10-12	5-0	6	7
10-19	6-0	4	5
10-26	7-0	3	4
11-2	8-0	2	3
11-9	9-0	2	2
11-16	10-0	2	2
11-23	11-0	2	2
11-30	11-0	1	1
1-3	12-0	1	1

1982			
Date	W-L	AP	USA
Pre	0-0	11	9
9-6	0-1	16	NP
9-13	0-1	16	13
9-27	1-1-1	---	19
10-4	2-1-1	---	20

10-11	3-1-1	20	17
10-18	4-1-1	18	17
10-25	5-1-1	15	13
11-1	5-1-1	13	14
11-8	6-1-1	11	10
11-15	7-1-1	10	12
11-22	8-1-1	10	10
11-29	9-1-1	8	PB
12-6	9-1-1	7	PB
1-3	9-1-1	8	PB

1983			
Date	W-L	AP	USA
11-7	7-1-1	17	PB
11-14	8-1-1	13	PB
11-21	9-1-1	12	PB
11-28	9-1-1	11	PB
12-3	9-1-1	12	PB
1-3	9-1-1	11	PB


1984			
Date	W-L	AP	USA
Pre	0-0	4	8
9-3	1-0	3	5
9-10	2-0	2	4
9-17	2-0	2	PB
9-24	2-1-1	13	PB
11-12	7-2	20	PB

1986			
Date	W-L	AP	USA
10-6	3-1	20	---
10-13	4-1	17	17
10-20	5-1	16	16
11-3	6-2	20	---
11-10	7-2	15	17
11-17	7-2-1	19	18
11-24	7-2-2	---	18
12-3	7-2-2	---	18



THE PERRY BROTHERS, MICHAEL DEAN (#91) AND WILLIAM (#66), HELPED CLEMSON REACH AS HIGH AS NO. 2 IN THE NATION IN 1984.

WEEKLY POLLS



ROD GARDNER'S CATCH AGAINST SOUTH CAROLINA SET UP A GAME-WINNING FIELD GOAL FOR THE NO. 14 TIGERS ON NOV. 18, 2000.

1-3 8-2-2 17 19

1987

Date	W-L	AP	USA
Pre	0-0	9	NP
9-7	1-0	10	10
9-14	2-0	8	8
9-21	3-0	9	9
9-28	4-0	8	7
10-5	4-0	8	7
10-12	5-0	7	6
10-19	6-0	7	7
10-26	6-1	14	12
11-2	7-1	10	10
11-9	8-1	9	9
11-16	9-1	8	8
11-23	9-2	13	13
11-30	9-2	13	13
12-7	9-2	14	12

1-3 10-2 12 10

1988

Date	W-L	AP	USA
Pre	0-0	4	4
9-5	1-0	3	3
9-12	2-0	3	4
9-19	2-1	12	12
9-26	3-1	11	11
10-3	3-1	11	12
10-10	4-1	11	11
10-17	5-1	9	10
10-24	5-2	15	18
10-31	6-2	17	20
11-7	7-2	16	16
11-14	8-2	15	15
11-21	9-2	13	13
11-28	9-2	13	13
12-5	9-2	13	13

1-3 10-2 9 8

1989

Date	W-L	AP	USA
Pre	0-0	12	NP
9-4	1-0	10	9
9-11	2-0	7	6
9-18	3-0	7	6
9-25	4-0	7	6
10-2	4-1	15	14
10-9	5-1	14	13
10-23	6-2	22	19
10-30	7-2	21	18
11-6	8-2	17	15
11-13	8-2	15	13

11-20 9-2 15 13

11-27 9-2 14 13

12-4 9-2 14 13

1-2 10-2 12 11

1990

Date	W-L	AP	USA
Pre	0-0	10	NP
9-3	1-0	9	10
9-10	1-1	16	19
9-17	2-1	16	19
9-24	3-1	19	18
10-1	4-1	16	13
10-8	5-1	15	14
10-15	5-2	22	22
10-22	6-2	19	17
10-29	7-2	18	17
11-5	8-2	18	16
11-12	8-2	17	15
11-19	9-2	16	13
11-26	9-2	14	11
12-3	9-2	14	11

1-2 10-2 9 9

1991

Date	W-L	AP	USA
Pre	0-0	9	NP
9-2	0-0	8	NP
9-8	1-0	8	NP
9-15	1-0	8	NP
9-23	2-0	7	7
9-30	3-0	6	6
10-7	3-1	18	16
10-14	3-1-1	21	21
10-21	3-1-1	19	19
10-28	4-1-1	16	16
11-4	5-1-1	15	14
11-11	6-1-1	15	14
11-18	7-1-1	14	13
11-25	8-1-1	13	12
12-2	9-1-1	13	12

1-2 9-2-1 18 17

1992

Date	W-L	AP	USA
Pre	0-0	13	NP
8-30	0-0	13	NP
9-7	1-0	15	14
9-14	1-1	17	17
9-21	1-1	16	16
9-28	1-2	25	24
10-5	2-2	25	22
10-12	3-2	19	19

10-17 4-2 18 15

10-24 4-3 --- 25

1993

Date	W-L	AP	USA
Pre	0-0	23	NP
8-30	0-0	22	21
9-6	1-0	21	17
10-4	3-1	---	24
11-15	7-3	24	25
11-22	8-3	24	23
11-29	8-3	24	23
12-6	8-3	24	23

1-3 9-3 23 22

1994

Date	W-L	AP	USA
Pre	0-0	25	24
8-30	0-0	24	NP
9-5	1-0	22	20

1995

Date	W-L	AP	USA
11-6	6-3	24	25
11-13	7-3	24	24
11-20	8-3	24	22
11-27	8-3	24	22
12-4	8-3	23	21

1996

Date	W-L	AP	USA
Pre	0-0	25	23
11-18	7-3	22	24

1997

Date	W-L	AP	USA
Pre	0-0	20	21
8-25	0-0	20	NP
9-1	0-0	---	20
9-8	1-0	19	21
9-15	2-0	16	15
9-22	2-1	17	21

2000

Date	W-L	AP	USA
Pre	0-0	17	19
8-27	0-0	17	18
9-3	1-0	17	19
9-10	2-0	16	16
9-17	3-0	11	11
9-24	4-0	7	8
10-1	5-0	5	5
10-8	6-0	5	4

10-15 7-0 5 4

10-22 8-0 5 4

10-29 8-1 10 10

11-5 8-2 17 15

11-12 8-2 16 14

11-19 9-2 15 12

11-26 9-2 15 13

12-3 9-2 16 13

1-6 9-3 16 14

2001

Date	W-L	AP	USA
Pre	0-0	19	18
8-26	0-0	19	18
9-2	1-0	20	19
9-9	2-0	19	18
9-16	2-0	NP	NP
9-23	2-1	---	25
9-30	3-1	19	21
10-7	3-1	16	18
10-14	4-1	13	15
10-21	4-2	---	25
10-28	5-2	---	24

2003

Date	W-L	AP	USA
1-5	9-4	22	22

2005

Date	W-L	AP	USA
9-7	1-0	25	---
9-11	2-0	20	23
11-20	7-4	25	---
11-27	7-4	22	23
12-4	7-4	23	23

1-5 8-4 21 21

2006

Date	W-L	AP	USA
Pre	0-0	18	18
9-5	1-0	18	18
9-17	2-1	19	23
9-24	3-1	18	19
10-1	4-1	15	15
10-8	5-1	12	12
10-15	6-1	12	12
10-22	7-1	10	11
10-29	7-2	19	19
11-12	8-3	25	25
11-19	8-3	24	24

2007

Date	W-L	AP	USA
9-4	1-0	25	---
9-9	2-0	20	20
9-16	3-0	15	14
9-23	4-0	13	13
9-30	4-1	22	22
10-28	6-2	25	24
11-4	7-2	20	20
11-11	8-2	15	16
11-18	8-3	21	22
11-25	9-3	15	16
12-2	9-3	15	16

1-8 9-4 21 22

2008

Date	W-L	AP	USA
Pre	0-0	9	9
9-2	0-1	---	22
9-7	1-1	---	23
9-14	2-1	23	21
9-21	3-1	20	19

2009

Date	W-L	AP	USA
11-8	6-3	24	NR
11-15	7-3	18	19
11-22	8-3	15	16
11-29	8-4	25	NR

1-5 9-5 24 NR

2011

Date	W-L	AP	USA
9-18	3-0	21	22
9-25	4-0	13	15
10-2	5-0	8	8
10-9	6-0	8	8
10-16	7-0	8	8
10-23	8-0	6	6
10-30	8-1	11	12
11-6	8-1	9	10
11-13	9-1	7	8
11-20	9-2	18	17
11-27	9-3	21	21
12-4	10-3	14	14

1-10 10-4 22 22

2012

Date	W-L	AP	USA
Pre	0-0	14	14
9-2	1-0	12	12
9-9	2-0	11	11
9-16	3-0	10	9
9-23	3-1	17	16
9-30	4-1	15	15
10-7	5-1	16	13
10-14	5-1	14	13
10-21	6-1	14	13
10-28	7-1	10	9
11-4	8-1	10	8
11-11	9-1	11	9
11-18	10-1	12	9
11-25	10-2	15	14
12-2	10-2	14	13

1-8 11-2 11 9

2013

Date	W-L	AP	USA
Pre	0-0	8	8
9-1	1-0	4	5
9-8	2-0	3	5
9-15	2-0	3	4
9-22	3-0	3	4
9-29	4-0	3	4
10-6	5-0	3	4
10-13	6-0	3	4
10-20	6-1	9	10
10-27	7-1	9	8
11-3	8-1	8	7
11-10	8-1	8	6
11-17	9-1	7	6
11-24	10-1	6	4
12-1	10-2	13	11
12-8	10-2	12	11

1-7 11-2 8 7

2014

Date	W-L	AP	USA
Pre	0-0	16	16

BCS RANKINGS

Date	Rk
10-23-2000	7
10-30-2000	13
11-11-2000	13
11-27-2000	15
12-3-2000	15
10-15-2006	12
10-22-2006	12
10-29-2006	19
11-19-2006	24
10-28-2007	25
11-4-2007	21
11-11-2007	15
11-18-2007	22
11-25-2007	16
12-2-2007	15
11-15-2009	23
11-22-2009	18
10-16-2011	7
10-23-2011	5
10-30-2011	11
11-6-2011	9
11-13-2011	7
11-20-2011	17
11-27-2011	15
12-4-2011	15
10-14-2012	19

GAME RESULTS VS. RANKED OPPONENTS

Date	Site	Opponent	CU AP,Coach	Opp. AP,Coach	W-L	Score
1-1-1940	N1	Boston College	12,NP	11,NP	W	6-3
11-28-1942	A	Auburn		16,NP	L	13-41
11-20-1943	A	Georgia Tech		15,NP	L	6-41
10-28-1944	A	Tennessee		20,NP	L	7-26
11-4-1944	A	Wake Forest		17,NP	L	7-13
11-13-1948	A	Wake Forest	10,NP	19,NP	W	21-14
9-30-1950	A	Missouri		17,NP	W	34-0
10-28-1950	A	Wake Forest	16,NR	17,NR	W	13-12
1-1-1951	A2	Miami (Fla.)	10,10	15,16	W	15-14
10-13-1951	A	Pacific	16,NR	20,NR	L	7-21
10-4-1952	A	Maryland		3,5	L	0-28
10-3-1953	H	Maryland		3,NP	L	0-20
11-7-1953	A	Georgia Tech		6,7	L	7-20
11-21-1953	H	Auburn		14,14	L	19-45
10-9-1954	N3	Florida		14,17	W	14-7
11-13-1954	A	Maryland		17,NR	L	0-16
11-20-1954	A	Auburn		18,18	L	6-27
11-12-1955	H	Maryland		2,2	L	12-25
11-19-1955	N4	Auburn		12,12	L	0-21
9-29-1956	A	Florida		19,NP	T	20-20
11-3-1956	H	Virginia Tech	13,17	16,NR	W	21-6
11-16-1956	A	Miami (Fla.)	13,NR	8,10	L	0-21
1-1-1957	N2	Colorado	19,NR	20,18	L	21-27
10-5-1957	H	NC State		13,15	L	7-13
11-16-1957	A	Duke	14,14	11,10	L	6-7
11-8-1958	A	Georgia Tech	17,18	NR,19	L	0-13
1-1-1959	N5	Louisiana State	12,13	1,1	L	0-7
9-19-1959	A	North Carolina	18,NP	12,NP	W	20-18
10-3-1959	A	Georgia Tech	6,7	7,12	L	6-16
12-19-1959	N6	TCU	11,11	7,8	W	23-7
10-22-1960	A	Duke		NR,18	L	6-21
10-27-1962	H	Auburn		NR,10	L	14-17
9-21-1963	A	Oklahoma		4,NP	L	14-31
9-28-1963	A	Georgia Tech		9,NP	L	0-27
10-9-1965	A	Georgia		4,5	L	9-23
10-1-1966	A	Georgia Tech		9,10	L	12-13
10-8-1966	A	Alabama		4,4	L	0-26
10-22-1966	A	Southern California		5,5	L	0-30
9-30-1967	H	Georgia		5,5	L	17-24
11-18-1967	H	NC State		10,10	W	14-6
9-27-1969	H	Georgia		7,7	L	0-30
10-11-1969	A	Auburn		20,NR	L	0-51
10-3-1970	A	Georgia Tech		15,16	L	7-28
10-10-1970	H	Auburn		9,9	L	0-44
9-25-1971	H	Georgia		14,13	L	0-28
10-9-1971	N7	Duke		14,15	W	3-0
10-23-1971	A	Auburn		5,5	L	13-35
11-6-1971	A	North Carolina		NR,19	L	13-26
9-30-1972	A	Oklahoma		2,2	L	3-52
9-14-1974	A	Texas A&M		20,NR	L	0-24
9-21-1974	A	NC State		15,18	L	10-31
9-20-1975	A	Alabama		14,18	L	0-56
9-18-1976	H	Georgia		9,9	L	0-41
11-13-1976	A	Maryland		6,7	L	0-20
9-10-1977	H	Maryland		10,NP	L	14-21
9-17-1977	A	Georgia		17,19	W	7-6
11-12-1977	H	Notre Dame	15,16	5,5	L	17-21
12-30-1977	N8	Pittsburgh	11,10	10,9	L	3-34
11-18-1978	A	Maryland	12,12	11,11	W	28-24
12-29-1978	N8	Ohio State	7,8	20,NR	W	17-15
11-3-1979	H	Wake Forest		14,14	W	31-0
11-24-1979	A	South Carolina	13,13	19,NR	L	9-13
12-31-1979	N9	Baylor	18,17	19,19	L	18-24
9-20-1980	A	Georgia		10,9	L	16-20
11-8-1980	H	North Carolina		14,14	L	19-24
11-22-1980	H	South Carolina		14,15	W	27-6
9-19-1981	H	Georgia		4,4	W	13-3
11-7-1981	A	North Carolina	2,3	8,9	W	10-8
1-1-1982	N2	Nebraska	1,1	4,4	W	22-15
9-6-1982	A	Georgia	11,9	7,7	L	7-13
11-6-1982	H	North Carolina	13,14	18,13	W	16-13
11-13-1982	A	Maryland	11,10	18,16	W	24-22
9-17-1983	H	Georgia		11,7	T	16-16
11-5-1983	A	North Carolina		10,9	W	16-3
11-12-1983	H	Maryland	17,PB	11,9	W	52-27
9-22-1984	A	Georgia	2,PB	20,17	L	23-26
9-29-1984	A	Georgia Tech	13,PB	20,NR	L	21-28
11-24-1984	H	South Carolina		9,9	L	21-22
9-20-1986	A	Georgia		14,10	W	31-28
10-25-1986	A	NC State	16,16	20,19	L	3-27
12-27-1986	N8	Stanford	21,18	20,17	W	27-21
9-19-1987	H	Georgia	8,8	18,17	W	21-20
11-21-1987	A	South Carolina	8,8	12,12	L	7-20
1-1-1988	N10	Penn State	14,12	20,19	W	35-10
9-17-1988	H	Florida State	3,4	10,12	L	21-24
10-15-1988	H	Duke	11,12	22,24	W	49-17
10-22-1988	A	NC State	9,10	24,NR	L	3-10
11-19-1988	H	South Carolina	15,15	25,21	W	29-10



1-2-1989	N10	Oklahoma	9,13	10,11	W	13-6
9-9-1989	A	Florida State	10,9	16,16	W	34-23
10-21-1989	H	NC State	NR,24	12,12	W	30-10
12-30-1989	N8	West Virginia	14,13	17,17	W	27-7
9-8-1990	A	Virginia	9,10	14,13	L	7-20
10-13-1990	A	Georgia Tech	15,14	18,15	L	19-21
10-27-1990	H	North Carolina	18,17	NR,24	W	20-3
1-1-1991	N11	Illinois	14,11	16,17	W	30-0
9-28-1991	H	Georgia Tech	7,7	19,18	W	9-7
10-26-1991	H	NC State	19,19	12,12	W	29-19
1-1-1992	N10	California	13,12	14,14	L	13-37
9-12-1992	H	Florida State	15,14	5,4	L	20-24
10-10-1992	A	Virginia	25,22	10,10	W	29-28
10-24-1992	A	NC State	18,15	23,23	L	6-20
11-7-1992	H	North Carolina		18,18	W	40-7
9-11-1993	A	Florida State	21,17	1,1	L	0-57
10-2-1993	H	NC State		24,23	W	20-14
11-6-1993	A	North Carolina		16,18	L	0-24
11-13-1993	H	Virginia		18,16	W	23-14
10-15-1994	A	Duke		25,23	L	13-19
10-22-1994	A	Florida State		7,10	L	0-17
11-5-1994	A	North Carolina		19,12	W	28-17
9-9-1995	H	Florida State		1,1	L	26-45
9-23-1995	H	Virginia		11,14	L	3-22
10-5-1996	A	Florida State		2,2	L	3-34
10-19-1996	H	Georgia Tech		22,24	W	28-25
11-9-1996	A	Virginia		15,16	W	24-16
12-28-1996	N9	Louisiana State		17,16	L	7-10
9-13-1997	A	NC State	19,21	NR,25	W	19-17
9-20-1997	H	Florida State	16,15	5,5	L	28-35
11-15-1997	H	North Carolina		8,9	L	10-17
1-2-1998	N9	Auburn		13,13	L	17-21
9-19-1998	A	Virginia		10,10	L	18-20
10-17-1998	A	Florida State		6,7	L	0-48
11-12-1998	H	Georgia Tech		22,23	L	21-24
9-11-1999	H	Virginia		22,19	W	33-14
9-23-1999	A	Virginia Tech		8,8	L	11-31
10-23-1999	H	Florida State		1,1	L	14-17
11-13-1999	A	Georgia Tech		13,14	L	42-45
12-31-1999	N9	Mississippi State		15,16	L	7-17
11-4-2000	A	Florida State	10,10	4,4	L	7-54
11-18-2000	H	South Carolina	16,14	25,NR	W	16-14
1-1-2001	N8	Virginia Tech	16,13	6,5	L	20-41
9-29-2001	A	Georgia Tech	NR,25	9,11	W	47-44
11-3-2001	H	Florida State	NR,24	14,14	L	27-41
11-10-2001	A	Maryland		13,11	L	20-37
11-17-2001	A	South Carolina		22,22	L	15-20

GAME RESULTS VS. RANKED OPPONENTS

8-31-2002	A	Georgia	8,12	L	28-31
10-3-2002	A	Florida State	11,11	L	31-48
10-24-2002	H	NC State	12,9	L	6-38
11-16-2002	H	Maryland	19,19	L	12-30
8-30-2003	H	Georgia	11,9	L	0-30
10-11-2003	H	Virginia	25,24	W ^(OT)	30-27
11-8-2003	H	Florida State	3,3	W	26-10
1-2-2004	N9	Tennessee	6,7	W	27-14
9-25-2004	A	Florida State	8,11	L	22-41
10-7-2004	A	Virginia	10,9	L	10-30
11-6-2004	A	Miami (Fla.)	11,10	W ^(OT)	24-17
9-3-2005	H	Texas A&M	17,17	W	25-24
9-17-2005	H	Miami (Fla.)	20,23	13,13	L ^(3OT) 30-36
9-24-2005	H	Boston College	NR,25	13,16	L ^(OT) 31-16
11-12-2005	H	Florida State	17,16	W	35-14
11-19-2005	A	South Carolina	19,21	W	13-9
9-16-2006	A	Florida State	9,10	W	27-20
10-21-2006	H	Georgia Tech	12,12	13,13	W 31-7
9-3-2007	H	Florida State	19,21	W	24-18
10-6-2007	H	Virginia Tech	22,22	15,14	L 23-41
11-17-2007	H	Boston College	15,16	18,18	L 17-20
12-31-2007	N9	Auburn	15,16	22,21	L ^(OT) 20-23
8-30-2008	N12	Alabama	9,9	24,NR	L 10-34
10-9-2008	A	Wake Forest	21,21	L	7-12
11-8-2008	A	Florida State	24,24	L	27-41
9-10-2009	A	Georgia Tech	15,13	L	27-30
9-26-2009	H	TCU	15,14	L	10-14
10-24-2009	A	Miami (Fla.)	8,9	W ^(OT)	40-37
12-5-2009	N13	Georgia Tech	25,NR	12,12	L 34-39
9-18-2010	A	Auburn	16,15	L ^(OT)	24-27
10-2-2010	H	Miami (Fla.)	16,17	L	21-30
11-6-2010	H	NC State	23,25	W	14-13
11-27-2010	H	South Carolina	18,17	L	7-29
9-17-2011	H	Auburn	21,19	W	38-24
9-24-2011	H	Florida State	21,22	11,14	W 35-30
10-1-2011	A	Virginia Tech	13,15	11,10	W 23-3
11-26-2011	A	South Carolina	18,17	14,13	L 13-34
12-3-2011	N14	Virginia Tech	21,21	5,3	W 38-10
1-4-2012	N2	West Virginia	14,14	23,22	L 33-70
9-1-2012	N12	Auburn	14,14	NR,25	W 26-19
9-22-2012	A	Florida State	10,9	4,4	L 37-49
11-24-2012	H	South Carolina	12,9	13,12	L 17-27

12-31-2012	N9	Louisiana State	14,13	9,7	W	25-24
8-31-2013	H	Georgia	8,8	5,5	W	38-35
10-19-2013	H	Florida State	3,4	5,5	L	14-51
11-30-2013	A	South Carolina	6,4	10,9	L	17-31
1-3-2014	N2	Ohio State	12,11	7,6	W	40-35
8-30-2014	A	Georgia	16,16	12,12	L	21-45
9-20-2014	A	Florida State	22,24	1,1	L ^(OT)	17-23
11-15-2014	A	Georgia Tech	18,17	24,23	L	6-28
12-29-2014	N15	Oklahoma	18,18	NR,24	W	40-6
10-3-2015	H	Notre Dame	11,12	6,7	W	24-22
11-7-2015	H	Florida State	3,6	17,15	W	23-13
12-5-2015	N14	North Carolina	1,1	8,8	W	45-37
12-31-2015	N2	Oklahoma	1,1	4,3	W	37-17
1-11-2016	N16	Alabama	1,1	2,2	L	40-45
10-1-2016	H	Louisville	5,3	3,4	W	42-36
10-29-2016	A	Florida State	3,3	12,14	W	37-34
12-3-2016	N17	Virginia Tech	3,3	19,18	W	42-35
12-31-2016	N18	Ohio State	3,3	2,2	W	31-0
1-9-2017	N19	Alabama	3,3	1,1	W	35-31
9-9-2017	H	Auburn	3,3	13,13	W	14-6
9-16-2017	A	Louisville	3,2	14,14	W	47-21
9-30-2017	A	Virginia Tech	2,2	12,12	W	31-17
11-4-2017	A	NC State	6,5	20,20	W	38-31
11-25-2017	A	South Carolina	4,3	*24	W	34-10
12-2-2017	N14	Miami (Fla.)	1,1	7,7	W	38-3
1-1-2018	N5	Alabama	1,1	4,4	L	6-24
10-20-2018	H	NC State	3,3	16,15	W	41-7
11-10-2018	A	Boston College	2,2	17,14	W	27-7
12-29-2018	N20	Notre Dame	2,2	3,3	W	30-3
1-7-2019	N21	Alabama	2,2	1,1	W	44-16
Total						88-117-2

* - CFP ranking; PB - not ranked by UPI due to probation; N1 - Dallas, Texas (Cotton Bowl); A2,N2 - Miami, Fla. (Orange Bowl); N3 - Jacksonville, Fla.; N4 - Mobile, Ala.; N5 - New Orleans, La. (Sugar Bowl); N6 - Houston, Texas (Bluebonnet Bowl); N7 - Norfolk, Va. (Oyster Bowl); N8 - Jacksonville, Fla. (Gator Bowl); N9 - Atlanta, Ga. (Peach/Chick-fil-A Bowl); N10 - Orlando, Fla. (Citrus Bowl); N11 - Tampa, Fla. (Hall of Fame Bowl); N12 - Atlanta, Ga.; N13 - Tampa, Fla. (ACC Championship game); N14 - Charlotte, N.C. (ACC Championship Game); N15 - Orlando, Fla. (Russell Athletic Bowl); N16 - Glendale, Ariz. (CFP National Championship Game); N17 - Orlando, Fla. (ACC Championship Game); N18 - Glendale, Ariz. (Fiesta Bowl); N19 - Tampa, Fla. (CFP National Championship Game); N20 - Arlington, Texas (Cotton Bowl); N21 - Santa Clara, Calif. (CFP National Championship Game); Note: Clemson home games in bold.



THE 2018 TIGER SENIORS FINISHED THEIR CAREER WITH A 19-2 RECORD AGAINST TOP-25 TEAMS, INCLUDING A 30-3 WIN OVER NO. 3 NOTRE DAME IN THE 2018 COTTON BOWL.

TOP-25 WINS

Date	Site	Opponent	AP,Coach	Score
1-1-1940	N1	Boston College	11,NP	6-3
11-13-1948	A	Wake Forest	19,NP	21-14
9-30-1950	A	Missouri	17,NP	34-0
10-28-1950	A	Wake Forest	17,NR	13-12
1-1-1951	N2	Miami (Fla.)	15,16	15-14
10-9-1954	N3	Florida	14,17	14-7
11-3-1956	H	Virginia Tech	16,NR	21-6
9-19-1959	A	North Carolina	12,NP	20-18
12-19-1959	N4	TCU	7,8	23-7
11-18-1967	H	NC State	10,10	14-6
10-9-1971	N5	Duke	14,15	3-0
9-17-1977	A	Georgia	17,19	7-6
11-18-1978	A	Maryland	11,11	28-24
12-30-1978	N6	Ohio State	20,NR	17-15
11-3-1979	H	Wake Forest	14,14	31-0
11-22-1980	H	South Carolina	14,15	27-6
9-19-1981	H	Georgia	4,4	13-3
11-7-1981	A	North Carolina	8,9	10-8
1-1-1982	N2	Nebraska	4,4	22-15
11-6-1982	H	North Carolina	18,13	16-13
11-13-1982	A	Maryland	18,16	24-22
11-5-1983	A	North Carolina	10,9	16-3
11-12-1983	H	Maryland	11,17	52-27
9-20-1986	A	Georgia	14,10	31-28
12-27-1986	N6	Stanford	20,17	27-21
9-19-1987	H	Georgia	18,17	21-20
1-1-1988	N7	Penn State	20,19	35-10
10-15-1988	H	Duke	22,24	49-17
11-19-1988	H	South Carolina	25,21	29-10
1-2-1989	N7	Oklahoma	10,11	13-6
9-9-1989	A	Florida State	16,16	34-23
10-21-1989	H	NC State	12,12	30-10
12-30-1989	N6	West Virginia	17,17	27-7
10-27-1990	H	North Carolina	NR,24	20-3
1-1-1991	N8	Illinois	16,17	30-0
9-28-1991	H	Georgia Tech	19,18	9-7
10-26-1991	H	NC State	12,12	29-19
10-10-1992	A	Virginia	10,10	29-28
11-7-1992	H	North Carolina	18,18	40-7
10-2-1993	H	NC State	24,23	20-14
11-13-1993	H	Virginia	18,16	23-14
11-5-1994	A	North Carolina	19,12	28-17
10-19-1996	H	Georgia Tech	22,24	28-25
11-9-1996	A	Virginia	15,16	24-16
9-13-1997	A	NC State	NR,25	19-17
9-11-1999	H	Virginia	22,19	33-14
11-18-2000	H	South Carolina	25,NR	16-14
9-29-2001	A	Georgia Tech	9,11	^(OT) 47-44
10-11-2003	H	Virginia	25,24	^(OT) 30-27
11-8-2003	H	Florida State	3,3	26-10
1-2-2004	N9	Tennessee	6,7	27-14
11-6-2004	A	Miami (Fla.)	11,10	^(OT) 24-17
9-3-2005	H	Texas A&M	17,17	25-24
11-12-2005	H	Florida State	17,16	35-14
11-19-2005	A	South Carolina	19,21	13-9
9-16-2006	A	Florida State	9,10	27-20
10-21-2006	H	Georgia Tech	13,13	31-7
9-3-2007	H	Florida State	19,21	24-18
10-24-2009	A	Miami (Fla.)	8,9	^(OT) 40-37
11-6-2010	H	NC State	23,25	14-13
9-17-2011	H	Auburn	21,19	38-24
9-24-2011	H	Florida State	11,14	35-30
10-1-2011	A	Virginia Tech	11,10	23-3
12-3-2011	N10	Virginia Tech	5,3	38-10
9-1-2012	N9	Auburn	NR,25	26-19
12-31-2012	N9	Louisiana State	9,7	25-24
8-31-2013	H	Georgia	5,5	38-35
1-3-2014	N11	Ohio State	7,6	40-35
12-29-2014	N7	Oklahoma	NR,24	40-6
10-3-2015	H	Notre Dame	6,7	24-22
11-7-2015	H	Florida State	17,15	23-13
12-5-2015	N10	North Carolina	8,8	45-37
12-31-2015	N11	Oklahoma	4,3	37-17
10-1-2016	H	Louisville	3,4	42-36
10-29-2016	A	Florida State	12,14	37-34
12-2-2016	N7	Virginia Tech	19,18	42-35
12-31-2016	N12	Ohio State	2,2	31-0
1-9-2017	N8	Alabama	1,1	35-31
9-9-2017	H	Auburn	13,13	14-6
9-16-2017	A	Louisville	14,14	47-21
9-30-2017	A	Virginia Tech	12,12	31-17
11-4-2017	A	NC State	20,20	38-31
11-25-2017	A	South Carolina	*24	34-10
12-2-2017	N10	Miami (Fla.)	7,7	38-3
10-20-2018	H	NC State	16,15	41-7
11-10-2018	A	Boston College	17,14	27-7
12-29-2018	N13	Notre Dame	3,3	30-3
1-7-2019	N14	Alabama	1,1	44-16

* - CFP ranking; N1 - Dallas, Texas; N2 - Miami, Fla.; N3 - Jacksonville, Fla.; N4 - Houston, Texas; N5 - Norfolk, Va.; N6 - Jacksonville, Fla.; N7 - Orlando, Fla.; N8 - Tampa, Fla.; N9 - Atlanta, Ga.; N10 - Charlotte, N.C.; N11 - Miami Gardens, Fla.; N12 - Glendale, Ariz.; N13 - Arlington, Texas; N14 - Santa Clara, Calif.; Note: Clemson home games in **bold**.

LARGEST TOP-25 WIN MARGINS

Year	Opponent	AP,USA	Score	Mar.	Coach
2017	Miami (Fla.)	7,7	38-3	+35	Dabo Swinney
1950	at Missouri	17,NP	34-0	+34	Frank Howard
2014	Oklahoma	NR,24	40-6	+34	Dabo Swinney
2018	NC State	16,15	41-7	+34	Dabo Swinney
1992	North Carolina	18,18	40-7	+33	Ken Hatfield
1988	Duke	22,24	49-17	+32	Danny Ford
1979	Wake Forest	14,14	31-0	+31	Danny Ford
2016	Ohio State	2,2	31-0	+31	Dabo Swinney
1990	Illinois	16,17	30-0	+30	Ken Hatfield
2011	Virginia Tech	5,3	38-10	+28	Dabo Swinney
2018	Alabama	1,1	44-16	+28	Dabo Swinney
2018	Notre Dame	3,3	30-3	+27	Dabo Swinney
2017	Louisville	14,14	47-21	+26	Dabo Swinney
1983	Maryland	11,17	52-27	+25	Danny Ford
1987	Penn State	20,19	35-10	+25	Danny Ford
2006	Georgia Tech	13,13	31-7	+24	Tommy Bowden
2017	South Carolina	*24	34-10	+24	Dabo Swinney
1980	South Carolina	14,15	27-6	+21	Danny Ford
2005	Florida State	17,16	35-14	+21	Tommy Bowden
1989	NC State	12,12	30-10	+20	Danny Ford
1989	West Virginia	17,17	27-7	+20	Danny Ford
2011	at Virginia Tech	11,10	23-3	+20	Dabo Swinney
2015	Oklahoma	4,3	37-17	+20	Dabo Swinney
2018	at Boston College	17,14	27-7	+20	Dabo Swinney

* - CFP ranking; Note: Clemson home games in **bold**.

HIGHEST-RANKED WINS

Year	Opponent	Site	Opp. Rk	Score
2016	Alabama	N7	1,1	35-31
2018	Alabama	N10	1,1	44-16
2016	Ohio State	N8	2,2	31-0
2003	Florida State	H	3,3	26-10
2018	Notre Dame	N	3,3	30-3
2016	Louisville	H	3,4	42-36
2015	Oklahoma	N6	4,3	37-17
2011	Virginia Tech	N5	5,3	38-10
1981	Georgia	H	4,4	13-3
1981	Nebraska	N1	4,4	22-15
2013	Georgia	H	5,5	38-35
2003	Tennessee	N2	6,7	27-14
2015	Notre Dame	H	6,7	24-22
2013	Ohio State	N6	7,6	40-35
2017	Miami (Fla.)	N5	7,7	38-3
1959	TCU	N3	7,8	23-7
2015	North Carolina	N5	8,8	45-37
2012	Louisiana State	N2	9,7	25-24
1981	North Carolina	A	8,9	10-8
2009	Miami (Fla.)	A	8,9	^(OT) 40-37
2001	Georgia Tech	A	9,11	^(OT) 47-44
2006	Florida State	A	9,10	27-20
1983	North Carolina	A	10,9	16-3
1967	NC State	H	10,10	14-6
1992	Virginia	A	10,10	29-28
1988	Oklahoma	N4	10,11	13-6
2004	Miami (Fla.)	A	11,10	^(OT) 24-17
2011	Virginia Tech	A	11,10	23-3
1986	Georgia	A	14,10	31-28

N1 - Miami, Fla.; N2 - Atlanta, Ga.; N3 - Houston, Texas; N4 - Orlando, Fla.; N5 - Charlotte, N.C.; N6 - Miami Gardens, Fla.; N7 - Tampa, Fla.; N8 - Glendale, Ariz.; N9 - Arlington, Texas; N10 - Santa Clara, Calif.; Note: Rankings by AP and coaches, respectively; Clemson home games in **bold**.



AGAINST NO. 15 NC STATE IN 2018, ISAIAH SIMMONS HAD A TEAM-HIGH 12 TACKLES IN CLEMSON'S 34-POINT WIN, ITS LARGEST MARGIN OF VICTORY AT HOME AGAINST A TOP-25 TEAM.

RANKED WIN RECORDS

Top-25 Wins in a Season	6 (2017)
Top-20 Wins in a Season	5 (2016, 2017)
Top-10 Wins in a Season	3 (1981, 2015, 2016)
Top-5 Wins in a Season	3 (2016)
Wins Over Top-25 Teams in Consecutive Games	3 (2011, 2016)
Wins Over Top-10 Teams in Consecutive Games	2 (2015, 2016, 2018)
Wins Over Top-25 Teams in September	3 (2017)
Best-Ranked Win at Home	No. 3 Florida State in 2003, No. 3 Louisville in 2016
Best-Ranked Win on Road	No. 8 North Carolina in 1981; No. 8 Miami (Fla.) in 2009
Best-Ranked Win at Neutral Site	No. 1 Alabama, CFP National Championship Game, Tampa, Fla. in 2018 No. 1 Alabama, CFP National Championship Game, Santa Clara, Calif. in 2018
Largest Victory Margin Over a Top-25 Team	35 (38-3 vs. No. 7 Miami (Fla.) in 2017)
Largest Victory Margin Over a Top-10 Team	35 (38-3 vs. No. 7 Miami (Fla.) in 2017)
Largest Victory Margin at Home vs. Top-25 Team	34 (41-7 vs. No. 15 NC State in 2018)
Largest Victory Margin on Road vs. Top-25 Team	34 (34-0 at No. 17 Missouri in 1950)
Largest Victory Margin in a Bowl Game Over a Top-25 Team	34 (40-6 vs. No. 25 Oklahoma in 2014 Russell Athletic Bowl)

AGAINST ALL COMPETITION

Team	Home	Away	Neutral	Total
Alabama	0-2	0-7	5-5	5-14
Appalachian State	5-0			5-0
Army		0-1		0-1
Auburn	7-10-1	5-20	3-4-1	15-34-2
Ball State	3-0			3-0
Baylor			0-1	0-1
Bingham	1-0			1-0
Boston College	7-3-1	9-6-1	1-0	17-9-2
California			0-1	0-1
Camp Hancock	0-1			0-1
Camp Sevier	1-0			1-0
Central Florida	1-0			1-0
Central Michigan	1-0			1-0
Centre	0-1	0-2		0-3
Charlotte "Y"		1-0		1-0
Chattanooga	1-0			1-0
Citadel, The	14-1	13-1	5-3-1	32-5-1
Coastal Carolina	1-0			1-0
Colorado			1-1	1-1
Cumberland			0-0-1	0-0-1
Davidson	6-1-1	2-0-3	3-4	11-5-4
Duke	20-4-1	15-12	2-0	37-16-1
Duquesne	3-0	1-0		4-0
East Tennessee State	1-0			1-0
Elon	1-0			1-0
Erskine	7-1			7-1
Florida	0-2	1-4-1	2-3	3-9-1
Florida Atlantic	1-0			1-0
Florida State	7-8	5-12		12-20
Fordham		0-0-1		0-0-1
Furman	25-2	18-8-4		43-10-4
George Washington	0-1	2-0-1	1-0	3-1-1
Georgia	10-9-2	7-27-1	1-6-1	18-42-4
Georgia Pre-Flight			0-1	0-1
Georgia Southern	1-0			1-0

Georgia State	1-0			1-0
Georgia Tech	14-6	15-44-2	2-1	31-51-2
Gordon Military	4-0			4-0
Guilford	1-0			1-0
Illinois			1-0	1-0
Jacksonville N.A.S.		0-1		0-1
Kent State	1-0			1-0
Kentucky	1-1	2-6	2-1	5-8
Long Beach State	1-0			1-0
Louisiana-Monroe	1-0			1-0
Louisiana State			1-2	1-2
Louisiana Tech	2-0		1-0	3-0
Louisville	3-0	2-0		5-0
Marshall	0-1			0-1
Maryland	18-13	16-13-2		34-26-2
Maryville	1-0			1-0
Mercer	0-1	2-0	2-2	4-3
Miami (Fla.)	0-2	4-3	1-1	5-6
Middle Tennessee	2-0			2-0
Minnesota			0-1	0-1
Mississippi		0-1	0-1	0-2
Mississippi State	0-0-1	1-0	0-1	1-1-1
Missouri	1-0	1-1	1-0	3-1
Navy		1-0		1-0
Nebraska			1-1	1-1
Nevada-Las Vegas	1-0			1-0
Newberry	6-0			6-0
North Carolina	19-7	15-11-1	3-1	37-19-1
North Carolina State	26-11	21-16	11-1-1	58-28-1
North Texas	1-0			1-0
Notre Dame	1-1	1-0	1-0	3-1
Oglethorpe	0-1			0-1
Ohio State			3-0	3-0
Oklahoma		0-2	3-0	3-2
Pacific		0-1		0-1
Penn State			1-0	1-0

Pensacola N.A.S.	1-0			1-0
Pittsburgh	0-1		1-1	1-2
Port Royal	1-0			1-0
Presbyterian College	32-3-4	1-0		33-3-4
Rhodes		1-0-1		1-0-1
Rice	1-0	3-3		4-3
Riverside	1-0			1-0
Samford	1-0	2-0		3-0
Sewanee			0-1	0-1
South Carolina	19-10-1	51-32-3		70-42-4
South Carolina State	4-0			4-0
South Florida			0-1	0-1
Southern California		0-1		0-1
Stanford			1-0	1-0
Syracuse	3-0	2-1	0-1	5-2
Temple	2-0		1-0	3-0
Tennessee	2-2-1	3-9-1	1-0	6-11-2
Texas A&M	1-1	1-2		2-3
Texas Christian	1-1	0-1	1-0	2-2
Texas Tech			0-1	0-1
Texas-El Paso	1-0			1-0
Troy	2-0			2-0
Tulane	1-1	3-5		4-6
Utah State	1-0			1-0
Vanderbilt		1-3		1-3
Villanova	1-1			1-1
Virginia	20-3-1	17-5	1-0	38-8-1
Virginia Military	1-0		4-5-2	5-5-2
Virginia Tech	9-6-1	9-4	4-2	22-12-1
Wake Forest	38-7	25-10-1	3-0	66-17-1
West Virginia			1-1	1-1
Western Carolina	5-0			5-0
Wofford	8-0	4-3		12-3
Totals	385-126-15	283-278-23	76-55-7	744-459-45

Note: **Bold** denotes 2019 opponent.

AGAINST ALL FBS CONFERENCES

AMERICAN ATHLETIC CONFERENCE

Team	G	W	L	T	CU Pts	Opp. Pts
Central Florida	1	1	0	0	21	13
Navy	1	1	0	0	15	7
South Florida	1	0	1	0	26	31
Temple	3	3	0	0	137	23
Tulane	10	4	6	0	146	175
Totals	16	9	7	0	345	249

ATLANTIC COAST CONFERENCE

Team	G	W	L	T	CU Pts	Opp. Pts
Boston College	28	17	9	2	678	463
Duke	54	37	16	1	1354	842
Florida State	32	12	20	0	713	968
Georgia Tech	84	31	51	2	1516	1741
Louisville	5	5	0	0	209	107
Miami (Fla.)	11	5	6	0	239	218
North Carolina	57	37	19	1	1244	1014
North Carolina State	87	58	28	1	1744	1340
Pittsburgh	3	1	2	0	87	87
Syracuse	7	5	2	0	207	138
Virginia	47	38	8	1	1241	682
Virginia Tech	35	22	12	1	670	527
Wake Forest	84	66	17	1	2167	1129
Totals	534	334	190	10	12,069	9256

BIG TEN CONFERENCE

Team	G	W	L	T	CU Pts	Opp. Pts
Illinois	1	1	0	0	30	0
Maryland	62	34	26	2	1300	1126
Minnesota	1	0	1	0	13	20
Nebraska	2	1	1	0	43	41
Ohio State	3	3	0	0	88	50
Penn State	1	1	0	0	35	10
Totals	70	40	28	2	1509	1247

BIG 12 CONFERENCE

Team	G	W	L	T	CU Pts	Opp. Pts
Baylor	1	0	1	0	18	24
Oklahoma	5	3	2	0	107	112
Texas Christian	4	2	2	0	46	35
Texas Tech	1	0	1	0	15	55
West Virginia	2	1	1	0	60	77
Totals	13	6	7	0	236	303

CONFERENCE USA

Team	G	W	L	T	CU Pts	Opp. Pts
Florida Atlantic	1	1	0	0	54	6
Louisiana Tech	3	3	0	0	133	37
Marshall	1	0	1	0	10	13
Middle Tennessee	2	2	0	0	74	28
North Texas	1	1	0	0	35	10
Rice	7	4	3	0	102	107
Texas-El Paso	1	1	0	0	39	7
Totals	16	12	4	0	447	208

MID-AMERICAN CONFERENCE

Team	G	W	L	T	CU Pts	Opp. Pts
Ball State	3	3	0	0	106	44
Central Michigan	1	1	0	0	70	14
Kent State	1	1	0	0	56	3
Totals	5	5	0	0	232	61

MOUNTAIN WEST CONFERENCE

Team	G	W	L	T	CU Pts	Opp. Pts
Nevada-Las Vegas	1	1	0	0	24	14
Utah State	1	1	0	0	35	6
Totals	2	2	0	0	59	20

PACIFIC-12 CONFERENCE

Team	G	W	L	T	CU Pts	Opp. Pts
California	1	0	1	0	13	37
Colorado	2	1	1	0	40	37
Southern California	1	0	1	0	0	30
Stanford	1	1	0	0	27	21
Totals	5	2	3	0	80	125

SOUTHEASTERN CONFERENCE

Team	G	W	L	T	CU Pts	Opp. Pts
Alabama	19	5	14	0	257	506
Auburn	51	15	34	2	534	1000
Florida	13	3	9	1	161	313
Georgia	64	18	42	4	769	1234
Kentucky	13	5	8	0	163	206
Louisiana State	3	1	2	0	32	41
Mississippi	2	0	2	0	7	39
Mississippi State	3	1	1	1	35	31
Missouri	4	3	1	0	144	70
South Carolina	116	70	42	4	2364	1649
Tennessee	19	6	11	2	154	269
Texas A&M	5	2	3	0	74	131
Vanderbilt	4	1	3	0	32	111
Totals	316	130	172	14	4726	5600

SUN BELT CONFERENCE

Team	G	W	L	T	CU Pts	Opp. Pts
Appalachian State	5	5	0	0	186	29
Georgia Southern	1	1	0	0	38	7
Georgia State	1	1	0	0	28	0
Louisiana-Monroe	1	1	0	0	49	26
Troy	2	2	0	0	73	43
Totals	9	9	0	0	333	95

INDEPENDENT FBS PROGRAMS

Team	G	W	L	T	CU Pts	Opp. Pts
Army	1	0	1	0	6	21
Notre Dame	4	3	1	0	87	56
Totals	5	3	2	0	93	77

Note: **Bold** denotes 2019 opponent.

GAME RESULTS VS. 2019 OPPONENTS

BOSTON COLLEGE (17-9-2)

Year	CU	BOC	Rank	Site	W-L	CU	BOC
1939	8-1	9-1	12/11	N1	W	6	3
1941	3-0	1-1		A2	W	26	13
1942	1-1-1	1-0		A2	L	7	14
1947	1-0	0-0		A3	L	22	32
1948	4-0	2-2-1	13/-	A3	W	26	19
1949	2-3-1	1-4-1		H	L	27	40
1950	5-0-1	0-6-1	13/-	A3	W	35	14
1951	4-2	1-5		H	W	21	2
1952	1-4	3-1-1		A3	W	13	0
1953	1-0	0-0		A2	T	14	14
1958	6-2	6-2	16/-	H	W	34	12
1960	5-3	2-5-1		A	L	14	25
1982	0-1	1-0	16/-	H	T	17	17
1983	1-0	1-0		A	L	16	31
2005	2-1	2-1		H	L ^(OT)	13	16
2006	1-0	1-0	18/-	A	L ^(2OT)	33	34
2007	8-2	8-2	15/18	H	L	17	20
2008	3-4	5-2		A	W	27	21
2009	1-1	2-0		H	W	25	7
2010	4-3	2-5		A	L	10	16
2011	5-0	1-4	8/-	H	W	36	14
2012	3-1	1-2	17/-	A	W	45	31
2013	5-0	3-2	3/-	H	W	24	14
2014	4-2	4-2	24/-	A	W	17	13
2015	5-0	3-3	5/-	H	W	34	17
2016	5-0	3-2	3/-	A	W	56	10
2017	3-0	1-2	2/-	H	W	34	7
2018	9-0	7-2	2/17	A	W	27	7
Totals						676	463

N1 - Dallas, Texas; A2 - Fenway Park; A3 - Braves Field

CHARLOTTE (0-0)

FLORIDA STATE (12-20)

Year	CU	FSU	Rank	Site	W-L	CU	FSU
1970	3-5	4-3		A	L	13	38
1975	1-6	1-6		H	L	7	43
1976	1-4-2	2-5		A	W	15	12
1988	2-0	1-1	3/10	H	L	21	24
1989	1-0	0-1	10/16	A	W	34	23
1992	1-0	1-0	15/5	H	L	20	24
1993	1-0	2-0	21/1	A	L	0	57
1994	2-4	4-1	-7	A	L	0	17
1995	1-0	1-0	-1	H	L	26	45
1996	2-2	3-0	-2	A	L	3	34
1997	2-0	2-0	16/5	H	L	28	35
1998	2-4	5-1	-16	A	L	0	48
1999	3-3	7-0	-1	H	L	14	17
2000	8-1	8-1	10/4	A	L	7	54
2001	5-2	5-2	-14	H	L	27	41
2002	3-1	4-1	-11	A	L	31	48
2003	5-4	8-1	-3	H	W	26	10
2004	1-2	1-1	-8	A	L	22	41
2005	5-4	7-2	-17	H	W	35	14
2006	1-1	2-0	-9	A	W	27	20
2007	0-0	0-0	-19	H	W	24	18
2008	4-4	6-2	-24	A	L	27	41
2009	5-3	4-4		H	W	40	24
2010	5-4	6-3		A	L	13	16
2011	3-0	2-1	21/11	H	W	35	30
2012	3-0	3-0	10/4	A	L	37	49
2013	6-0	5-0	3/5	H	L	14	51
2014	1-1	2-0	22/1	A	L ^(OT)	17	23
2015	8-0	7-1	1/16	H	W	23	13
2016	7-0	5-2	3/12	A	W	37	34
2017	8-1	3-5	4/-	H	W	31	14
2018	7-0	4-3	2/-	A	W	59	10
Totals						713	968

GEORGIA TECH (31-51-2)

Year	CU	GAT	Rank	Site	W-L	CU	GAT
1898	2-1	0-1		N1	W	23	0
1899	3-2	0-3		N2	W	41	5
1902	1-0	0-1		A	W	44	5
1903	1-0	0-0		A	W	73	0
1904	2-2	5-1		A	T	11	11
1905	3-1-1	1-0		A	L	10	17
1906	3-0-3	4-2		A	W	10	0
1907	3-4	3-4		A	W	6	5
1908	1-5	5-3		A	L	6	30
1909	6-2	6-2		A	L	3	29
1910	4-2-1	4-3		A	L	0	34
1911	3-4	5-2-1		A	L	0	31
1912	4-3	4-3-1		A	L	0	23
1913	4-3	6-2		A	L	0	34
1914	5-2-1	5-2		A	L	6	26
1918	1-0	0-0		A	L	0	28

1919	2-0	3-0		A	L	0	28
1920	3-3-1	5-1		A	L	0	7
1921	1-3-1	5-1		A	L	7	48
1922	3-1	4-2		A	L	7	21
1932	1-0	0-0		A	L	14	32
1933	0-0-1	0-0		A	L	2	39
1934	1-0	0-0		A	L	7	12
1936	3-3	3-1-1		A	W	14	13
1937	3-3	4-2		A	L	0	7
1943	2-5	5-3	-15	A	L	6	41
1944	1-0	0-0		A	L	0	51
1945	5-2-1	4-4		A	W	21	7
1953	2-3-1	5-1-1	-6	A	L	7	20
1958	5-1	4-2-1	17/-	A	L	0	13
1959	2-0	2-0	6/7	A	L	6	16
1962	0-0	0-0		A	L	9	26
1963	0-1	1-0	-9	A	L	0	27
1964	1-1	2-0		A	L	7	14
1965	2-0	0-1-1		A	L	6	38
1966	1-0	2-0	-9	A	L	12	13
1967	1-1	2-0		A	L	0	10
1968	0-1-1	1-1		A	L	21	24
1969	1-1	2-0		A	W	21	10
1970	2-1	3-0	-15	A	L	7	28
1971	0-2	1-2		A	L	14	24
1972	1-2	2-1-1		A	L	9	31
1973	1-1	0-2		A	L	21	29
1974	0-2	1-2		H	W	21	17
1975	0-2	1-1		A	L	28	33
1976	1-1	0-2		A	T	24	24
1977	1-1	1-1		A	W	31	14
1983	1-1-1	0-2		H	W	41	14
1984	2-1	2-2	13/20	A	L	21	28
1985	1-1	1-1		H	L	3	14
1986	1-1	1-0-1		A	W	27	3
1987	3-0	1-1	9/-	H	W	33	12
1988	2-1	1-1	12/-	A	W	30	13
1989	5-1	1-3	14/-	H	L	14	30
1990	5-1	4-0	15/18	A	L	19	21
1991	2-0	2-1	7/19	H	W	9	7
1992	1-1	1-0	16/-	A	L	16	20
1993	1-1	2-0		H	W	16	13
1994	4-5	1-7		H	W	20	10
1995	4-3	4-3		A	W	24	3
1996	3-3	4-1	-22	H	W	28	25
1997	2-1	1-1	17/-	A	L	20	23
1998	2-7	6-2	-22	H	L	21	24
1999	5-4	6-2	-13	A	L	42	45
2000	8-0	5-2	5/-	H	L	28	31
2001	2-1	3-0	-9	A	W ^(OT)	47	44
2002	1-1	2-0		H	W	24	19
2003	2-1	1-2		A	W	39	3
2004	1-0	1-0	20/-	H	L	24	28
2005	4-3	4-2		A	L	9	10
2006	6-1	5-1	12/13	H	W	31	7
2007	4-0	2-2	13/-	A	L	3	13
2008	3-3	5-1		H	L	17	21
2009	1-0	1-0	-15	A	L	27	30
	8-4	10-2	25/12	N3	L	34	39
2010	3-3	5-2		H	W	27	13
2011	8-0	6-2	6/-	A	L	17	31
2012	4-1	2-3	15/-	H	W	47	31
2013	8-1	6-3	8/-	H	W	55	31
2014	7-2	8-2	18/24	A	L	6	28
2015	4-0	2-3	6/-	H	W	43	24
2016	3-0	3-0	5/-	A	W	26	7
2017	6-1	4-2	7/-	H	W	24	10
2018	3-0	1-2	3/-	A	W	49	21
Totals						1516	1741

N1 - Augusta, Ga.; N2 - Greenville, S.C.; N3 - Tampa, Fla.

LOUISVILLE (5-0)

Year	CU	LOU	Rank	Site	W-L	CU	LOU
2014	3-2	5-1		H	W	23	17
2015	2-0	0-2	11/-	A	W	20	17
2016	4-0	4-0	5/3	H	W	42	36
2017	2-0	2-0	3/14	A	W	47	21
2018	8-0	2-6	2/-	H	W	77	16
Totals						209	107

NORTH CAROLINA (37-19-1)

Year	CU	UNC	Rank	Site	W-L	CU	UNC
1897	1-1	3-0		A	L	0	28
1901	2-1-1	7-1		N1	W	22	10
1903	3-0	4-3		A	L	6	11
1907	2-1	2-2-1		N2	W	15	6
1915	2-1-2	2-2-1		N3	L	7	9
1957	1-0	0-1		A	L	0	26
1958	1-0	0-1		H	W	26	21

1959	0-0	0-0	18/12	A	W	20	18
1960	3-3	1-5		H	W	24	0
1961	0-2	1-0		A	W	27	0
1962	2-4	2-4		H	W	17	6
1963	2-4-1	6-1		A	W	11	7
1964	3-4	3-4		H	L	0	29
1965	5-2	3-4		A	L	13	17
1966	3-3	2-4		H	W	27	3
1967	2-4	1-6		A	W	17	0
1968	3-4-1	2-6		H	W	24	14
1969	4-4	4-4		A	L	15	32
1970	3-6	6-3		H	L	7	42
1971	3-4	6-2		A	L	13	26
1972	3-4	5-1		H	L	10	26
1973	4-4	3-5		A	W	37	29
1974	4-4	5-3		H	W	54	32
1975	1-7	2-6		A	W	38	35
1976	2-4-2	6-2		H	L	23	27
1977	7-1	6-2	13/-	A	T	13	13
1978	7-1	3-5	15/-	H	W	13	9
1979	6-2	5-2-1	18/-	A	W	19	10
1980	5-3	7-1	-14	H	L	19	24
1981	8-0	7-1	2/8	A	W	10	8
1982	5-1-1	5-2	13/18	H	W	16	13
1983	6-1-1	7-1	-10	A	W	16	3
1984	2-2	1-2		H	W	20	12
1985	5-3	4-4		A	L	20	21
1986	6-2	5-2-1		H	W	38	10
1987	7-1	5-3	10/-	A	W	13	10
1988	6-2	1-7	17/-	H	W	37	14
1989	7-2	1-7	21/-	A	W	35	3
1990	7-2	5-2-1	18/-	H	W	20	3
1991	5-1-1	5-3	15/-	A	W	21	6
1992	4-4	7-2	-18	H	W	40	7
1993	6-2	7-2	-16	A	L	0	24
1994	3-5	6-2	-19	A	W	28	17
1995	5-3	4-3		H	W	17	10
1996	0-0	0-0		A	L	0	45
1997	6-3	8-1	-8	H	L	10	17
1998	1-3	0-3		A	L	14	21
1999	1-2	1-2		H	W	31	20
2000	7-0	3-3	5/-	A	W	38	24
2001	4-1	4-3	13/-	H	L	3	38
2002	5-4	2-7		A	W	42	12
2003	4-3	1-6		H	W	36	28
2006	2-1	1-2	19/-	H	W	52	7
2010	2-2	2-2		A	L	16	21
2011	7-0	5-2	8/-	H	W	59	38
2014	1-2	2-1		H	W	50	35
2015	12-0	11-1	1/8	N1	W	45	37
Totals						1244	1014

GAME RESULTS VS. 2019 OPPONENTS

1964	1-0	1-0		A	L	0	9
1965	0-0	0-0		H	W	21	7
1966	5-3	4-5		A	L	14	23
1967	4-4	8-1	-10	H	W	14	6
1968	1-4-1	5-2		A	W	24	19
1971	4-5	2-8		H	L	23	31
1972	3-6	6-3-1		A	L	17	42
1973	3-3	4-2		H	L	6	29
1974	0-1	2-0	-15	A	L	10	31
1975	1-5	4-3		H	L	7	45
1976	1-3-2	2-4-1		A	L	21	38
1977	5-1	5-2	20/-	H	W	7	3
1978	5-1	5-1	20/-	A	W	33	10
1979	5-1	5-2		H	L	13	16
1980	4-2	3-3		A	L	20	24
1981	6-0	4-2	4/-	H	W	17	7
1982	4-1-1	4-2	18/-	A	W	38	29
1983	4-1-1	2-4		H	W	27	17
1984	4-2	3-4		A	W	35	34
1985	3-3	1-6		H	W	39	10
1986	5-1	4-1-1	16/20	A	L	3	27
1987	6-0	2-4	7/-	H	L	28	30
1988	5-1	5-1	9/24	A	L	3	10
1989	5-2	6-0	-12	H	W	30	10
1990	5-2	4-3	22/-	A	W	24	17
1991	3-1-1	6-0	19/12	H	W	29	19
1992	4-2	5-2-1	18/23	A	L	6	20
1993	2-1	2-1	-24	H	W	20	14
1994	1-0	1-0	22/-	H	L	12	29
1995	2-2	1-3		A	W	43	22
1996	6-3	2-6		H	W	40	17
1997	1-0	2-0	19/-	A	W	19	17
1998	2-6	4-3		H	L	39	46
1999	2-2	3-2		A	L	31	35
2000	5-0	4-0	5/-	H	W	34	27
2001	3-1	3-1	16/-	A	W	45	37
2002	4-3	8-0	-12	H	L	6	38
2003	4-2	4-3		A	L	15	17
2004	3-4	4-3		H	W	26	20
2005	2-3	2-2		A	W	31	10
2006	7-3	3-6		H	W	20	14
2007	3-0	1-2	15/-	A	W	42	20
2008	1-1	1-1		H	W	27	9
2009	6-3	4-5	24/-	A	W	43	23
2010	4-4	6-2	-23	H	W	14	13
2011	9-1	5-5	7/-	A	L	13	37
2012	9-1	6-4	11/-	H	W	62	48
2013	2-0	2-0	3/-	A	W	26	14
2014	2-2	4-1		H	W	41	0
2015	7-0	5-3	3/-	A	W	56	41
2016	6-0	4-1	3/-	H	W	24	17
2017	7-1	6-2	6/20	A	W	38	31
2018	6-0	5-0	3/16	H	W	41	7
Totals						1744	1340

N1 - Rock Hill, S.C.; N2 - Columbia, S.C.; N3 - Florence, S.C.;
N4 - Charlotte, N.C.

SOUTH CAROLINA (70-42-4)

Year	CU	USC	Rank	Site	W-L	CU	USC
1896	1-0	0-0		A	L	6	12
1897	1-2	0-0		A	W	18	6
1898	1-1	1-0		A	W	24	0
1899	1-2	1-0		A	W	34	0
1900	2-0	1-1		A	W	51	0
1902	3-0	3-0		A	L	6	12
1909	3-2	1-3		A	W	6	0
1910	3-2	4-0		A	W	24	0
1911	1-2	1-1-1		A	W	27	0
1912	3-1	2-2		A	L	7	22
1913	1-2	1-2		A	W	32	0
1914	1-2-1	1-4-1		A	W	29	6
1915	2-1-1	3-0		A	T	0	0
1916	1-3	2-3		A	W	27	0
1917	2-1	1-1		A	W	21	13
1918	1-1	0-0		A	W	39	0
1919	3-2	1-3		A	W	19	6
1920	3-2-1	2-2		A	L	0	3
1921	1-2-1	3-0-1		A	L	0	21
1922	2-1	3-1		A	W	3	0
1923	1-1-1	2-2		A	W	7	6
1924	2-1	3-1		A	L	0	3
1925	0-3	3-1		A	L	0	33
1926	2-2	3-1		A	L	0	24
1927	2-1-1	3-1		A	W	20	0
1928	5-0	5-0		A	W	32	0
1929	5-0	3-1		A	W	21	14
1930	5-0	3-1		A	W	20	7
1931	1-2-1	1-2		A	L	0	21
1932	2-2	3-1		A	L	0	14



TEE HIGGINS HAD SIX RECEPTIONS FOR 142 YARDS AND CLEMSON TOTALED 744 YARDS IN ITS 21-POINT WIN OVER SOUTH CAROLINA IN 2018.

1933	1-1-2	1-2		A	L	0	7
1934	1-3	3-1		A	W	19	0
1935	3-1	2-3		A	W	44	0
1936	2-3	3-2		A	W	19	0
1937	1-3	2-2-1		A	W	34	6
1938	2-1-1	3-2		A	W	34	12
1939	2-1	1-3		A	W	27	0
1940	4-0	0-2	13/-	A	W	21	13
1941	4-0	1-1-1	14/-	A	L	14	18
1942	1-2-1	0-2-1		A	W	18	6
1943	1-2	2-1		A	L	6	33
1944	2-1	1-1-1		A	W	20	13
1945	3-1	2-2		A	T	0	0
1946	1-3	2-1		A	L	14	26
1947	1-3	2-2		A	L	19	21
1948	3-0	2-1	14/-	A	W	13	7
1949	2-1-1	0-3		A	L	13	27
1950	3-0	2-1	12/-	A	T	14	14
1951	3-1	2-2		A	L	0	20
1952	1-3	2-2		A	L	0	6
1953	1-2-1	3-1		A	L	7	14
1954	2-2	2-1		A	L	8	13
1955	3-1	2-2		A	W	28	14
1956	3-0-1	4-1	20/-	A	W	7	0
1957	2-2	3-1		A	W	13	0
1958	4-0	2-2	10/-	A	L	6	26
1959	3-1	3-1	17/-	A	W	27	0
1960	4-3	1-5		H	W	12	2
1961	3-4	2-5		A	L	14	21
1962	5-4	4-4-1		H	W	20	17
1963	4-4-1	1-7-1		A	W	24	20
1964	3-6	2-5-2		H	L	3	7
1965	5-4	4-5		A	L	16	17
1966	5-4	1-8		H	W	35	10
1967	5-4	5-4		A	W	23	12
1968	4-4-1	3-6		H	L	3	7
1969	4-5	6-3		A	L	13	27
1970	3-7	3-6-1		H	L	32	38
1971	4-6	6-4		A	W	17	7
1972	3-7	4-6		H	W	7	6
1973	5-5	6-4		A	L	20	32
1974	6-4	4-6		H	W	39	21
1975	2-8	6-4		A	L	20	56
1976	2-6-2	6-4		H	W	28	9
1977	7-2-1	5-5	15/-	A	W	31	27
1978	9-1	5-4-1	10/-	H	W	41	23

1979	8-2	7-3	13/19	A	L	9	13
1980	5-5	8-2	-14	H	W	27	6
1981	10-0	6-4	2/-	A	W	29	13
1982	7-1-1	4-6	10/-	H	W	24	6
1983	8-1-1	5-5	13/-	A	W	22	13
1984	7-3	9-1	-9	H	L	21	22
1985	5-5	5-5		A	W	24	17
1986	7-2-1	3-6-1	19/-	H	T	21	21
1987	9-1	7-2	8/12	A	L	7	20
1988	8-2	8-2	15/25	H	W	29	10
1989	8-2	6-3-1	15/-	A	W	45	0
1990	8-2	5-4	17/-	H	W	24	15
1991	7-1-1	3-5-2	14/-	A	W	41	24
1992	5-5	4-6		H	L	13	24
1993	7-3	4-6	24/-	A	W	16	13
1994	5-5	5-5		H	L	7	33
1995	7-3	4-5-1	24/-	A	W	38	17
1996	7-3	5-5	22/-	H	L	31	34
1997	6-4	5-5		A	W	47	21
1998	2-8	1-9		H	W	28	19
1999	5-5	0-10		A	W	31	21
2000	8-2	7-3	16/25	H	W	16	14
2001	5-4	7-3	-22	A	L	15	20
2002	6-5	5-6		H	W	27	20
2003	7-4	5-6		A	W	63	17
2004	5-5	6-4		H	W	29	7
2005	6-4	7-3	-19	A	W	13	9
2006	8-3	6-5	24/-	H	L	28	31
2007	8-3	6-5	21/-	A	W	23	21
2008	6-5	7-4		H	W	31	14
2009	8-3	6-5	15/-	A	L	17	34
2010	6-5	8-3	-18	H	L	7	29
2011	9-2	9-2	18/14	A	L	13	34
2012	10-1	9-2	12/13	H	L	17	27
2013	10-1	9-2	6/10	A	L	17	31
2014	8-3	6-5	23/-	H	W	35	17
2015	11-0	3-8	1/-	A	W	37	32
2016	10-1	6-5	4/-	H	W	56	7
2017	10-1	8-3	4/24 ^(CFP)	A	W	34	10
2018	11-0	6-4	2/-	H	W	56	35
Totals						2364	1649

SYRACUSE (5-2)

Year	CU	SYR	Rank	Site	W-L	CU	SYR
1995	8-3	8-3	23/-	N1	L	0	41
2013	4-0	2-2	3/-	A	W	49	14

GAME RESULTS VS. 2019 OPPONENTS

2014	5-2	3-4	21/-	H	W	16	6
2015	9-0	3-6	1/-	A	W	37	27
2016	8-0	4-4	2/-	H	W	54	0
2017	6-0	3-3	2/-	A	L	24	27
2018	4-0	4-0	3/-	H	W	27	23
Totals						207	138

N1 - Jacksonville, Fla.

TEXAS A&M (2-3)

Year	CU	TAM	Rank	Site	W-L	CU	TAM
1973	1-2	1-2		H	L	15	30
1974	0-0	0-0	-120	A	L	0	24
2004	1-1	1-1		A	L	6	27
2005	0-0	0-0	-17	H	W	25	24
2018	1-0	1-0	2/-	A	W	28	26
Totals						74	131

WAKE FOREST (66-17-1)

Year	CU	WFU	Rank	Site	W-L	CU	WFU
1933	1-3-2	0-2-1		N1	W	13	0
1935	2-0	0-3		H	W	13	7
1936	2-2	2-1		A	L	0	6
1937	2-3	1-3		H	W	32	0
1938	3-1-1	3-3		A	W	7	0
1939	5-1	6-2		H	W	20	7
1940	3-0	3-0		H	W	39	0
1941	5-1	4-3-1		H	W	29	0
1942	2-2-1	2-2-1		A	L	6	19
1943	1-3	2-3		H	L	12	41
1944	3-2	6-0	-17	A	L	7	13
1945	6-2-1	2-4-1	16/-	H	L	6	13
1946	1-2	2-0		A	L	7	19
1947	1-1	1-0		H	L	14	16
1948	6-0	5-2	10/19	A	W	21	14
1949	2-2-1	2-4		H	L	21	35
1950	3-0-1	4-0-1	16/17	A	W	13	12
1951	3-2	5-1		H	W	21	6
1953	1-3-1	2-3-1		H	W	18	0
1954	2-3	2-2-1		N1	W	32	20
1955	4-1	3-2-1		H	W	19	13
1956	2-0-1	1-2		A	W	17	0
1957	5-3	0-8		H	W	13	6
1958	4-1	3-3	19/-	H	W	14	12
1959	6-2	5-2	19/-	H	W	33	31
1960	0-0	0-0	9/-	A	W	28	7
1961	1-2	0-3		H	L	13	17
1962	1-1	0-2		A	W	24	7
1963	1-4-1	0-6		H	W	36	0
1964	1-3	2-2		A	W	21	2

1965	4-2	2-4		H	W	26	13
1966	2-3	2-4		A	W	23	21
1967	0-0	0-1		H	W	23	6
1968	0-0	0-1		A	T	20	20
1969	2-2	2-3		H	W	28	14
1970	2-3	2-3		A	L	20	36
1971	2-4	4-3		H	W	10	9
1972	2-4	1-5		A	W	31	0
1973	3-4	1-6		H	W	35	8
1974	3-4	0-7		A	W	21	9
1975	0-4	1-3		H	W	16	14
1976	1-2-1	2-3		A	L	14	20
1977	6-1	1-6	16/-	H	W	26	0
1978	6-1	1-7	16/-	A	W	51	6
1979	5-2	7-1	-14	H	W	31	0
1980	4-3	3-4		A	W	35	33
1981	7-0	2-5	3/-	H	W	82	24
1982	8-1-1	3-7	10/-	N2	W	21	17
1983	5-1-1	4-4		H	W	24	17
1984	5-2	5-3		H	W	37	14
1985	4-3	3-5		H	W	26	10
1986	5-2	4-3		A	W	28	20
1987	6-1	5-2	14/-	H	W	31	17
1988	5-2	4-3	15/-	A	W	38	21
1989	6-2	1-5-1	22/-	H	W	44	10
1990	6-2	2-5	19/-	A	W	24	6
1991	4-1-1	1-6	16/-	H	W	28	10
1992	4-3	4-3		A	L	15	18
1993	4-1	1-4		H	L	16	20
1994	2-5	2-6		H	W	24	8
1995	1-1	0-2-1		A	W	29	14
1996	1-2	2-2		H	W	21	10
1997	4-3	4-4		A	W	33	16
1998	1-2	1-1		H	L	19	29
1999	3-4	4-3		A	W	12	3
2000	2-0	0-2	16/-	H	W	55	7
2001	4-2	3-3	25/-	A	W	21	14
2002	3-3	5-2		H	W	31	23
2003	5-3	4-4		A	L	17	45
2004	0-0	0-0	15/-	H	W ⁽²⁰¹⁹⁾	37	30
2005	2-2	1-3		A	L	27	31
2006	4-1	5-0	15/-	A	W	27	17
2007	7-2	6-3	20/-	H	W	44	10
2008	3-2	3-1	-21	A	L	7	12
2009	2-3	4-2		H	W	38	3
2010	5-5	2-8		A	W	30	10
2011	8-1	5-4	9/-	H	W	31	28
2012	6-1	4-3	14/-	A	W	42	13
2013	3-0	2-2	3/-	H	W	56	7

CLEMSON'S GREATEST COMEBACKS

Date	Opponent	Score	Deficit	Final
10-10-1992	Virginia	0-28	28	29-28
10-15-2011	Maryland	17-35	18	56-45
9-24-1966	Virginia	18-35	17	40-35
10-21-2000	North Carolina	0-17	17	38-24
9-26-1953	Boston College	0-14	14	14-14
11-17-1962	Maryland	0-14	14	17-14
10-11-1980	Virginia	10-24	*14	27-24
11-2-2002	Duke	10-24	*14	34-31
11-6-2004	Miami (Fla.)	3-17	14	24-17
10-7-2006	Wake Forest	3-17	*14	27-17
9-17-2011	Auburn	7-21	14	38-24
11-12-2011	Wake Forest	14-28	14	31-28
1-9-2017	Alabama	0-14	14	35-31

* - fourth-quarter deficit; Note: Home games in bold.

2014	6-2	2-6	19/-	A	W	34	20
2015	10-0	3-7	1/-	H	W	33	13
2016	9-1	6-4	5/-	A	W	35	13
2017	5-0	4-1	2/-	H	W	28	14
2018	5-0	3-2	4/-	A	W	63	3
Totals						2167	1129

N1 - Charlotte, N.C.; N2 - Tokyo, Japan

WOFFORD (12-3)

Year	CU	WOF	Rank	Site	W-L	CU	WOF
1896	1-1	2-1		A	W	16	0
1900	1-0	0-0		A	W	21	0
1917	3-1	3-1		A	W	27	16
1920	2-0-1	0-1		H	W	13	7
1925	0-4	2-4		A	L	0	13
1926	2-3	0-5		A	L	0	3
1927	3-1-1	0-3-2		H	W	6	0
1929	4-0	1-2		A	W	30	0
1930	1-0	1-0		H	W	32	0
1933	2-3-2	2-4		A	L	13	14
1940	1-0	0-0-1		H	W	26	0
1981	0-0	0-0		H	W	45	10
2001	1-0	0-0	20/-	H	W	38	14
2011	1-0	1-0		H	W	35	27
2015	0-0	0-0	12/-	H	W	49	10
Totals						351	114

Note: Rankings are by AP; Clemson's ranking is listed first, followed by the opponent's ranking; home games in bold.

RECORD BY DATE

Date	W-L	Win %
8-29	0-0	-----
8-30	0-3	.000
8-31	1-2	.333
9-1	5-0	1.000
9-2	5-0	1.000
9-3	7-0	1.000
9-4	3-1	.750
9-5	6-0	1.000
9-6	4-1	.800
9-7	4-0	1.000
9-8	7-1	.875
9-9	4-2	.667
9-10	4-4	.500
9-11	3-3	.500
9-12	4-2	.667
9-13	4-2	.667
9-14	2-1	.667
9-15	4-1	.800
9-16	6-0	1.000
9-17	7-3-1	.682
9-18	4-3-1	.563
9-19	10-1	.909
9-20	9-4	.692
9-21	7-4-1	.625
9-22	10-5	.667
9-23	9-5-1	.633
9-24	10-2-1	.808
9-25	5-6-2	.462
9-26	4-7-2	.385
9-27	10-6	.625
9-28		
9-29	7-5-2	.571
9-30	7-8	.467
10-1	8-6-1	.567
10-2	6-8-1	.433
10-3	5-11-1	.323
10-4	9-5	.643
10-5	7-8	.467
10-6	11-3	.786
10-7	13-6	.684
10-8	7-6-2	.533
10-9	10-9	.526
10-10	8-7	.533
10-11	10-6	.625
10-12	8-5-2	.600
10-13	8-6-2	.563
10-14	5-7-1	.423
10-15	7-4	.636
10-16	6-6-1	.500
10-17	8-5	.615
10-18	5-4	.555
10-19	9-5-2	.625
10-20	12-5	.706
10-21	12-4-1	.735
10-22	10-8	.556
10-23	8-9	.471
10-24	8-7	.533
10-25	11-7-2	.600
10-26	8-3	.727
10-27	5-5	.500
10-28	9-9-1	.500

10-29	10-5-1	.656
10-30	10-3	.769
10-31	14-7	.667
11-1	8-4	.667
11-2	13-3	.813
11-3	13-3-1	.794
11-4	10-6	.625
11-5	11-3-2	.750
11-6	8-9	.471
11-7	9-8	.529
11-8	9-5-1	.633
11-9	9-8	.529
11-10	14-2-3	.816
11-11	11-5	.688
11-12	10-6	.625
11-13	7-9	.438
11-14	8-9	.471
11-15	6-8-1	.433
11-16	9-6-1	.594
11-17	12-5	.706
11-18	11-6	.647
11-19	7-5	.583
11-20	7-5	.583
11-21	8-5-1	.607
11-22	9-3-1	.731
11-23	10-2	.833
11-24	9-10	.474
11-25	8-6-1	.567
11-26	4-5-3	.458
11-27	5-3-1	.611
11-28	7-4	.636
11-29	9-2	.818
11-30	2-5	.286
12-1	4-1	.800
12-2	1-1	.500
12-3	2-0	1.000
12-4	1-0	1.000
12-5	1-1	.500
12-6	0-0	-----
12-7	0-0	-----
12-8	0-1	.000
12-9	0-0	-----
12-10	0-0	-----
12-11	0-0	-----
12-12	0-0	-----
12-13	0-0	-----
12-14	0-0	-----
12-15	0-0	-----
12-16	0-0	-----
12-17	0-0	-----
12-18	0-0	-----
12-19	1-0	1.000
12-20	0-0	-----
12-21	0-1	.000
12-22	0-0	-----
12-23	0-1	.000
12-24	0-0	-----
12-25	0-0	-----
12-26	0-0	-----
12-27	3-0	1.000
12-28	0-1	.000
12-29	3-1	.750

TOP WINNING PERCENTAGE DATES

Rk	Date	W-L	Win %
1.	Sept. 3	7-0	1.000
	Sept. 5	6-0	1.000
	Sept. 16	6-0	1.000
	Sept. 1	5-0	1.000
	Sept. 2	5-0	1.000
6.	Sept. 19	10-1	.909
7.	Sept. 8	7-1	.875
8.	Nov. 23	10-2	.833
9.	Nov. 29	9-2	.818
10.	Nov. 10	14-2-3	.816
11.	Nov. 2	13-3	.813
12.	Sept. 24	10-2-1	.808
13.	Sept. 6	4-1	.800
	Sept. 15	4-1	.800
	Dec. 1	4-1	.800

ALL-TIME RESULTS

1896 (2-1)

Head Coach - Walter Riggs (1st Season)						
Date	Site	W-L	Score	Opponent	AP Ranks	OFRD OFRK
10-31	A	W	14-6	Furman		2-3
11-12	A	L	6-12	South Carolina		1-3
11-21	A	W	16-0	Wofford		2-2

1897 (2-2)

Head Coach - W.M. Williams (1st Season)						
Date	Site	W-L	Score	Opponent	AP Ranks	OFRD OFRK
10-9	A	L	0-24	Georgia		2-1
10-23	A	W	10-0	Charlotte "Y"		
10-25	A	L	0-28	North Carolina		7-3
11-10	A	W	18-6	South Carolina		0-3

1898 (3-1)

Head Coach - John Penton (1st Season)						
Date	Site	W-L	Score	Opponent	AP Ranks	OFRD OFRK
10-8	A	L	8-20	Georgia		4-2
10-20	H	W	55-0	Bingham		
11-17	A	W	24-0	South Carolina		1-2
11-24	N1	W	23-0	Georgia Tech		0-3

N1 - Augusta, Ga.

1899 (4-2)

Head Coach - Walter Riggs (2nd Season)						
Date	Site	W-L	Score	Opponent	AP Ranks	OFRD OFRK
10-7	A	L	0-11	Georgia		2-3-1
10-14	N1	W	10-0	Davidson		1-3-1
10-28	A	L	0-34	Auburn		3-1-1
11-9	A	W	34-0	South Carolina		2-3
11-18	N1	W	24-0	NC State		1-2-2
11-30	N2	W	41-5	Georgia Tech		0-5

N1 - Rock Hill, S.C.; N2 - Greenville, S.C.

1900 (6-0 OVERALL; 3-0 SIAA, 1ST)

Head Coach - John Heisman (1st Season)						
Date	Site	W-L	Score	Opponent	AP Ranks	OFRD OFRK
10-19	H	W	64-0	Davidson		4-2
10-22	A	W	21-0	Wofford		1-2-1
11-1	A	W	51-0	South Carolina		4-3
11-10	A	W	39-5	Georgia		2-4
11-24	N1	W	12-5	Virginia Tech		3-3-1
11-29	N2	W	35-0	Alabama		2-3

N1 - Charlotte, N.C.; N2 - Birmingham, Ala.

1901 (3-1-1 OVERALL; 1-0-1 SIAA)

Head Coach - John Heisman (2nd Season)						
Date	Site	W-L	Score	Opponent	AP Ranks	OFRD OFRK
10-5	H	W	122-0	Guilford		0-4
10-19	A	T	6-6	Tennessee		3-3-2
10-26	A	W	29-5	Georgia		1-5-2
10-31	N1	L	11-17	Virginia Tech		6-1
11-28	N2	W	22-10	North Carolina		7-2

N1 - Columbia, S.C.; N2 - Charlotte, N.C.

1902 (6-1 OVERALL; 5-1 SIAA, 1ST)

Head Coach - John Heisman (3rd Season)						
Date	Site	W-L	Score	Opponent	AP Ranks	OFRD OFRK
10-4	H	W	11-5	NC State		3-4-2
10-18	A	W	44-5	Georgia Tech		0-6-2
10-24	A	W	28-0	Furman		4-3-3
10-30	A	L	6-12	South Carolina		6-1
11-8	H	W	36-0	Georgia		4-2-1
11-15	A	W	16-0	Auburn		2-4-1
11-27	A	W	11-0	Tennessee		6-2

1903 (4-1-1 OVERALL; 2-0-1 SIAA, T-1ST)

Head Coach - John Heisman (4th Season)						
Date	Site	W-L	Score	Opponent	AP Ranks	OFRD OFRK
10-10	A	W	29-0	Georgia		3-4
10-17	A	W	73-0	Georgia Tech		2-5
10-28	N1	W	24-0	NC State		4-4
11-14	A	L	6-11	North Carolina		6-3
11-21	A	W	24-0	Davidson		1-4
11-26	N2	T	11-11	#Cumberland		4-1-1

- SIAA Championship Game; N1 - Columbia, S.C.; N2 - Montgomery, Ala.

1904 (3-3-1)

Head Coach - Shack Shealy (1st Season)						
Date	Site	W-L	Score	Opponent	AP Ranks	OFRD OFRK
10-8	N1	W	18-0	Alabama		7-3
10-15	H	L	0-5	Auburn		5-0
10-22	H	W	10-0	Georgia		1-5
10-27	N2	L	5-11	Sewanee		7-1
11-5	A	T	11-11	Georgia Tech		8-1-1
11-12	A	W	6-0	Tennessee		3-5-1
11-24	A	L	0-18	NC State		3-1-2

N1 - Birmingham, Ala.; N2 - Columbia, S.C.

1905 (3-2-1)

Head Coach - Eddie Cochems (1st Season)						
Date	Site	W-L	Score	Opponent	AP Ranks	OFRD OFRK
10-14	H	T	5-5	Tennessee		3-5-1
10-21	A	W	35-0	Georgia		1-5
10-25	N1	W	25-0	Alabama		6-4
11-11	A	W	26-0	Auburn		2-4
11-18	A	L	0-41	Vanderbilt		7-1
11-30	A	L	10-17	Georgia Tech		6-0-1

N1 - Columbia, S.C.

1906 (4-0-3 OVERALL; 4-0 SIAA, T-1ST)

Head Coach - Bob Williams (1st Season)						
Date	Site	W-L	Score	Opponent	AP Ranks	OFRD OFRK
10-13	H	T	0-0	Virginia Tech		5-2-2
10-20	H	W	6-0	Georgia		2-4-1
10-25	N1	T	0-0	NC State		3-1-4
11-3	A	T	0-0	Davidson		3-2-1
11-10	H	W	6-4	Auburn		1-5-1
11-19	H	W	16-0	Tennessee		1-6-2
11-29	A	W	10-0	Georgia Tech		5-3-1

N1 - Columbia, S.C.

1907 (4-4)

Head Coach - Frank Shaughnessy (1st Season)						
Date	Site	W-L	Score	Opponent	AP Ranks	OFRD OFRK
9-28	H	T	5-0	Gordon Military		
10-9	H	W	35-0	Maryville		
10-21	H	L	0-4	Tennessee		7-2-1
10-31	N1	W	15-6	North Carolina		4-4-1
11-4	A	L	0-12	Auburn		6-2-1
11-7	N2	L	0-8	Georgia		4-3-1
11-9	H	L	6-10	Davidson		4-1-1
11-28	A	W	6-5	Georgia Tech		4-4

N1 - Columbia, S.C.; N2 - Augusta, Ga.

1908 (1-6)

Head Coach - John Stone (1st Season)						
Date	Site	W-L	Score	Opponent	AP Ranks	OFRD OFRK
9-26	H	W	15-0	Gordon Military		
10-10	H	L	0-6	Virginia Tech		5-4
10-17	A	L	0-41	Vanderbilt		7-2-1
10-28	N1	L	0-13	Davidson		6-2-2
11-5	N2	L	0-6	Georgia		5-2-1
11-14	A	L	5-6	Tennessee		7-2
11-26	A	L	6-30	Georgia Tech		6-3

N1 - Columbia, S.C.; N2 - Augusta, Ga.

1909 (6-3)

Head Coach - Bob Williams (2nd Season)						
Date	Site	W-L	Score	Opponent	AP Ranks	OFRD OFRK
9-27	H	W	26-0	Gordon Military		
10-2	A	L	0-6	Virginia Tech		6-1
10-9	N1	W	17-5	Davidson		3-4-2
10-16	N2	L	0-3	Alabama		5-1-2
10-23	H	W	19-0	Port Royal		
11-4	A	W	6-0	South Carolina		2-6
11-10	N3	W	5-0	Georgia		1-4-2
11-13	A	W	17-0	The Citadel		4-3-2
11-25	A	L	3-29	Georgia Tech		7-2

N1 - Charlotte, N.C.; N2 - Birmingham, Ala.; N3 - Augusta, Ga.

1910 (4-3-1)

Head Coach - Frank Dobson (1st Season)						
Date	Site	W-L	Score	Opponent	AP Ranks	OFRD OFRK
9-24	H	W	26-0	Gordon Military		
10-1	H	L	0-3	Mercer		6-3
10-8	A	W	24-0	Samford		1-7
10-15	A	W	32-0	The Citadel		3-4
10-22	A	L	0-17	Auburn		6-1
11-3	A	W	24-0	South Carolina		4-4
11-10	N1	T	0-0	Georgia		6-2-1
11-24	A	L	0-34	Georgia Tech		5-3

N1 - Augusta, Ga.

1911 (3-5)

Head Coach - Frank Dobson (2nd Season)						
Date	Site	W-L	Score	Opponent	AP Ranks	OFRD OFRK
10-14	H	L	0-29	Auburn		4-2-1
10-21	H	W	15-0	Samford		1-6-1
10-25	H	L	5-6	Florida		5-1
11-2	A	W	27-0	South Carolina		1-4-2
11-4	A	W	18-0	The Citadel		5-2-2
11-9	N1	L	0-23	Georgia		7-1-1
11-18	N2	L	6-30	Mercer		4-6-1
11-30	A	L	0-31	Georgia Tech		6-2-1

N1 - Augusta, Ga.; N2 - Columbus, Ga.

1912 (4-4)

Head Coach - Frank Dobson (3rd Season)						
Date	Site	W-L	Score	Opponent	AP Ranks	OFRD OFRK
10-5	A	W	59-0	Samford		1-6
10-12	H	W	26-0	Riverside		
10-19	A	L	6-27	Auburn		6-1-1
10-26	H	W	52-14	The Citadel		3-4
10-31	A	L	7-22	South Carolina		5-2-1
11-7	N1	L	5-27	Georgia		6-1-1
11-16	A	W	21-13	Mercer		5-3-1
11-28	A	L	0-23	Georgia Tech		5-3-1

N1 - Augusta, Ga.

1913 (4-4)

Head Coach - Bob Williams (3rd Season)						
Date	Site	W-L	Score	Opponent	AP Ranks	OFRD OFRK
10-4	H	W	6-3	Davidson		2-5
10-11	A	L	0-20	Alabama		6-3
10-18	H	L	0-20	Auburn		8-0
10-30	A	W	32-0	South Carolina		4-3
11-6	N1	L	15-18	Georgia		6-2
11-8	A	W	7-3	The Citadel		3-4-2
11-17	A	W	52-0	Mercer		2-5-1
11-27	A	L	0-34	Georgia Tech		7-2

N1 - Augusta, Ga.

1914 (5-3-1)

Head Coach - Bob Williams (4th Season)						
Date	Site	W-L	Score	Opponent	AP Ranks	OFRD OFRK
10-3	A	T	0-0	Davidson		5-1-1
10-10	A	L	0-27	Tennessee		9-0
10-17	A	L	0-28	Auburn		8-0-1
10-22	A	W	57-0	Furman		2-5
10-29	A	W	29-6	South Carolina		5-5-1
10-31	A	W	14-0	The Citadel		2-5
11-7	A	W	35-13	Georgia		3-5-1
11-14	N1	W	27-23	Virginia Military		4-4
11-26	A	L	6-26	Georgia Tech		6-2

N1 - Richmond, Va.

1915 (2-4-2)

Head Coach - Bob Williams (5th Season)						
Date	Site	W-L	Score	Opponent	AP Ranks	OFRD OFRK
9-25	A	T	94-0	Furman		5-3
10-2	H	T	6-6	Davidson		5-3-1
10-9	A	W	3-0	Tennessee		4-4
10-16	N1	L	0-14	Auburn		6-2
10-28	A	T	0-0	South Carolina		5-3-1
11-6	N2	L	7-9	North Carolina		4-3-1
11-13	N3	L	3-6	Virginia Military		6-2-1
11-25	A	L	0-13	Georgia		5-2-2

N1 - Anderson, S.C.; N2 - Greenville, S.C.; N3 - Richmond, Va.

1916 (3-6)

Head Coach - Wayne Hart (1st Season)						
Date	Site	W-L	Score	Opponent	AP Ranks	OFRD OFRK
9-30	H	W	7-6	Furman		4-5
10-7	N1	L	0-26	Georgia		6-3
10-14	H	L	0-14	Tennessee		8-0-1
10-20	A	L	0-28	Auburn		6-2
10-26	A	W	27-0	South Carolina		2-7
11-11	N2	L	7-37	Virginia Military		4-5
11-16	N3	L	0-3	The Citadel		6-1-1
11-22	H	W	40-0	Presbyterian College		4-3
11-30	N4	L	0-33	Davidson		5-3-1

N1 - Anderson, S.C.; N2 - Richmond, Va.; N3 - Orangeburg, S.C.; N4 - Charlotte, N.C.

1917 (6-2)

ALL-TIME RESULTS

1918 (5-2)

Head Coach - Edward Donahue (2nd Season)							
Date	Site	W-L	Score	Opponent	AP Ranks	OFRD	OFRK
9-27	H	W	65-0	Camp Sevier			
10-5	A	L	0-28	Georgia Tech		6-1	
11-2	A	W	39-0	South Carolina		2-1-1	
11-9	H	L	13-66	Camp Hancock			
11-16	N1	W	7-0	The Citadel		0-2-1	
11-23	H	W	67-7	Furman		3-5-1	
11-29	H	W	7-0	Davidson		2-1-1	

N1 - Columbia, S.C.

1919 (6-2-2)

Head Coach - Edward Donahue (3rd Season)							
Date	Site	W-L	Score	Opponent	AP Ranks	OFRD	OFRK
9-27	H	W	53-0	Erskine		2-5	
10-3	H	W	7-0	Davidson		4-4-2	
10-11	A	L	0-28	Georgia Tech		7-3	
10-17	A	L	0-7	Auburn		8-1	
10-25	H	W	14-0	Tennessee		3-3-3	
10-30	A	W	19-6	South Carolina		1-7-1	
11-7	H	W	19-7	Presbyterian College		4-3-2	
11-13	N1	W	33-0	The Citadel		4-4-1	
11-21	A	T	7-7	Furman		6-2-1	
11-27	A	T	0-0	Georgia		4-2-3	

N1 - Orangeburg, S.C.

1920 (4-6-1)

Head Coach - Edward Donahue (4th Season)							
Date	Site	W-L	Score	Opponent	AP Ranks	OFRD	OFRK
9-24	H	W	26-0	Erskine		5-3	
10-1	H	T	7-7	Presbyterian College		5-1-1	
10-2	H	W	26-6	Newberry		1-7	
10-9	H	W	13-7	Wofford		0-8-1	
10-15	H	L	0-21	Auburn		7-2	
10-23	A	L	0-26	Tennessee		7-2	
10-28	A	L	0-3	South Carolina		5-4	
11-6	A	L	0-7	Georgia Tech		8-1	
11-11	N1	W	26-0	The Citadel		2-6	
11-20	A	L	0-14	Furman		9-1	
11-25	A	L	0-55	Georgia		8-0-1	

N1 - Orangeburg, S.C.

1921 (1-6-2)

Head Coach - E.J. Stewart (1st Season)							
Date	Site	W-L	Score	Opponent	AP Ranks	OFRD	OFRK
10-1	A	L	0-14	Centre		10-0	
10-7	H	W	34-0	Presbyterian College		1-7	
10-14	A	L	0-56	Auburn		5-3	
10-21	A	T	0-0	Furman		7-2-1	
10-27	A	L	0-21	South Carolina		5-1-2	
11-5	A	L	7-48	Georgia Tech		8-1	
11-10	N1	T	7-7	The Citadel		3-3-2	
11-18	H	L	0-13	Erskine		6-2	
11-24	A	L	0-28	Georgia		7-2-1	

N1 - Orangeburg, S.C.

1922 (5-4)

Head Coach - E.J. Stewart (2nd Season)							
Date	Site	W-L	Score	Opponent	AP Ranks	OFRD	OFRK
9-30	H	L	0-21	Centre		6-3	
10-7	H	W	57-0	Newberry		2-5	
10-13	H	W	13-0	Presbyterian College		6-2-1	
10-26	A	W	3-0	South Carolina		5-4	
11-4	A	L	7-21	Georgia Tech		7-2	
11-11	A	W	18-0	The Citadel		3-5	
11-18	H	W	52-0	Erskine		0-8	
11-25	A	L	6-20	Furman		8-3	
12-2	N1	L	14-47	Florida		7-2	

N1 - Jacksonville, Fla.

1923 (5-2-1)

Head Coach - Bud Saunders (1st Season)							
Date	Site	W-L	Score	Opponent	AP Ranks	OFRD	OFRK
9-29	H	T	0-0	Auburn		3-3-3	
10-6	H	W	32-0	Newberry		2-8	
10-13	A	L	7-28	Centre		7-1-1	
10-25	A	W	7-6	South Carolina		4-6	
11-3	A	L	6-25	Virginia Tech		6-3	
11-9	H	W	12-0	Davidson		3-7	
11-17	H	W	20-0	Presbyterian College		4-3-1	
11-29	A	W	7-6	Furman		9-2	

1924 (2-6)

Head Coach - Bud Saunders (2nd Season)							
Date	Site	W-L	Score	Opponent	AP Ranks	OFRD	OFRK
9-27	H	W	60-0	Elon		0-7	
10-4	A	L	0-13	Auburn		4-4-1	
10-11	H	W	14-0	Presbyterian College		1-6-1	
10-23	A	L	0-3	South Carolina		7-3	
11-1	H	L	6-50	Virginia Tech		4-2-3	
11-8	N1	L	0-7	Davidson		7-2-1	
11-15	N2	L	0-20	The Citadel		6-4	
11-27	H	L	0-3	Furman		5-5	

N1 - Charlotte, N.C.; N2 - Anderson, S.C.

1925 (1-7)

Head Coach - Bud Saunders (3rd Season)							
Date	Site	W-L	Score	Opponent	AP Ranks	OFRD	OFRK
9-26	H	L	9-14	Presbyterian College		3-6	
10-3	H	L	6-13	Auburn		5-3-1	
10-10	A	L	6-19	Kentucky		6-3	
10-22	A	L	0-33	South Carolina		7-3	
10-29	A	L	0-13	Wofford		3-7	
11-7	H	L	0-42	Florida		8-2	
11-14	A	W	6-0	The Citadel		6-4	
11-26	A	L	0-26	Furman		7-3	

1926 (2-7)

Head Coach (Games 1-4) - Bud Saunders (4th Season)							
Head Coach (Games 5-9) - Bob Williams (6th Season)							
Date	Site	W-L	Score	Opponent	AP Ranks	OFRD	OFRK
9-18	H	W	7-0	Erskine		1-7	
9-25	H	L	0-14	Presbyterian College		7-2	
10-2	A	L	0-47	Auburn		5-4	
10-9	H	W	7-3	NC State		4-6	
10-21	A	L	0-24	South Carolina		6-4	
10-28	A	L	0-3	Wofford		2-8	
11-6	A	L	0-33	Florida		2-6-2	
11-13	H	L	6-15	The Citadel		7-3	
11-25	A	L	0-30	Furman		8-1	

1927 (5-3-1)

Head Coach - Josh Cody (1st Season)							
Date	Site	W-L	Score	Opponent	AP Ranks	OFRD	OFRK
9-24	H	T	0-0	Presbyterian College		3-3-3	
10-1	H	W	3-0	Auburn		0-7-2	
10-8	A	L	6-18	NC State		9-1	
10-14	H	W	25-6	Erskine		2-4-1	
10-20	A	W	20-0	South Carolina		4-5	
10-29	H	W	6-0	Wofford		2-4-3	
11-5	A	W	13-0	The Citadel		3-6-1	
11-12	A	L	0-32	Georgia		9-1	
11-24	A	L	0-28	Furman		10-1	

1928 (8-3)

Head Coach - Josh Cody (2nd Season)							
Date	Site	W-L	Score	Opponent	AP Ranks	OFRD	OFRK
9-22	H	W	30-0	Newberry		3-5	
9-29	H	W	6-0	Davidson		2-8	
10-6	A	W	6-0	Auburn		1-8	
10-12	N1	W	7-0	NC State		4-3-1	
10-19	H	W	52-0	Erskine		3-7	
10-25	A	W	32-0	South Carolina		6-2-2	
11-3	A	L	7-26	Mississippi		5-4	
11-10	N2	W	12-0	Virginia Military		5-3-2	
11-17	N3	L	6-27	Florida		8-1	
11-29	A	W	27-12	Furman		5-4	
12-8	A	L	7-12	The Citadel		6-3-1	

N1 - Florence, S.C.; N2 - Lynchburg, Va.; N3 - Jacksonville, Fla.

1929 (8-3)

Head Coach - Josh Cody (3rd Season)							
Date	Site	W-L	Score	Opponent	AP Ranks	OFRD	OFRK
9-21	H	W	68-0	Newberry		0-5	
9-28	N1	W	32-14	Davidson		5-5	
10-5	H	W	26-7	Auburn		2-7	
10-11	N2	W	26-0	NC State		1-8	
10-18	A	W	30-0	Wofford		3-6	
10-24	A	L	21-14	South Carolina		6-5	
11-2	A	L	6-44	Kentucky		6-1	
11-9	N3	L	0-12	Virginia Military		8-2	
11-16	A	L	7-13	Florida		8-2	
11-23	H	W	13-0	The Citadel		5-4-1	
11-28	H	W	7-6	Furman		5-4-1	

N1 - Charlotte, N.C.; N2 - Florence, S.C.; N3 - Norfolk, Va.

1930 (8-2)

Head Coach - Josh Cody (4th Season)							
Date	Site	W-L	Score	Opponent	AP Ranks	OFRD	OFRK
9-20	H	W	28-7	Presbyterian College		9-1	
9-27	H	W	32-0	Wofford		2-9	
10-3	N1	W	13-7	The Citadel		4-5-2	
10-11	N2	W	27-0	NC State		2-8	
10-17	H	W	75-0	Newberry		0-5-3	
10-23	A	W	20-7	South Carolina		6-4	
11-1	A	L	0-27	Tennessee		9-1	
11-8	N3	W	32-0	Virginia Military		3-6	
11-15	N4	L	0-27	Florida		6-3-1	
11-27	A	W	12-7	Furman		6-3-1	

N1 - Florence, S.C.; N2 - Charlotte, N.C.; N3 - Norfolk, Va.; N4 - Jacksonville, Fla.

1931 (1-6-2)

Head Coach - Jess Neely (1st Season)							
Date	Site	W-L	Score	Opponent	AP Ranks	OFRD	OFRK
9-25	H	T	0-0	Presbyterian College		2-5-2	
10-3	A	L	0-44	Tennessee		9-0-1	
10-10	N1	W	6-0	NC State		3-6	
10-16	N2	L	0-6	The Citadel		5-4-1	
10-22	A	L	0-21	South Carolina		5-4-1	
10-31	H	L	0-12	Oglethorpe			
11-7	N3	L	6-7	Virginia Military		3-6-1	
11-14	N4	L	7-74	Alabama		9-1	
11-26	A	T	0-0	Furman		5-2-2	

N1 - Charlotte, N.C.; N2 - Florence, S.C.; N3 - Norfolk, Va.; N4 - Montgomery, Ala.

1932 (3-5-1)

Head Coach - Jess Neely (2nd Season)							
Date	Site	W-L	Score	Opponent	AP Ranks	OFRD	OFRK
9-23	H	W	13-0	Presbyterian College		5-2-1	
10-1	A	L	14-32	Georgia Tech		4-5-1	
10-8	A	L	0-13	NC State		6-1-2	
10-14	H	W	19-0	Erskine		1-8	
10-20	A	L	0-14	South Carolina		5-4-2	
10-29	A	T	7-7	Davidson		4-4-1	
11-5	A	W	18-6	The Citadel		4-5	
11-11	H	L	18-32	Georgia		2-5-2	
11-24	A	L	0-7	Furman		8-1	

1933 (3-6-2)

Head Coach - Jess Neely (3rd Season)							
Date	Site	W-L	Score	Opponent	AP Ranks	OFRD	OFRK
9-23	H	T	6-6	Presbyterian College		4-2-2	
9-30	A	L	2-39	Georgia Tech		5-5	
10-7	H	W	9-0	NC State		1-5-3	
10-13	A	T	0-0	*George Washington		5-3-1	
10-19	A	L	0-7	South Carolina		6-3-1	
10-28	N1	L	0-13	Mississippi		6-3-2	
11-4	N2	W	13-0	Wake Forest		0-5-1	
11-11	A	L	13-14	Wofford		3-6	
11-18	N3	L	0-13	Mercer		4-3-2	
11-25	H	W	7-0	The Citadel		3-5-1	
11-30	A	L	0-6	Furman		6-1-2	

ALL-TIME RESULTS

1936 (5-5)

Head Coach - Jess Neely (6th Season)							
Date	Site	W-L	Score	Opponent	AP Ranks	OFRD	OFRK
9-19	H	W	19-0	Presbyterian College		3-6	
9-26	H	W	20-0	Virginia Tech		5-5	
10-3	A	L	0-32	Alabama		8-0-1	4
10-10	A	L	0-25	Duke		9-1	11
10-16	A	L	0-6	%Wake Forest		5-4	
10-22	A	W	19-0	South Carolina		5-7	
10-31	A	W	14-13	Georgia Tech		5-5-1	
11-7	A	W	20-0	The Citadel		4-6	
11-14	A	L	6-7	Kentucky		6-4	
11-26	H	L	0-12	Furman		7-2	

1937 (4-4-1)

Head Coach - Jess Neely (7th Season)							
Date	Site	W-L	Score	Opponent	AP Ranks	OFRD	OFRK
9-18	H	W	46-0	Presbyterian College		0-10	
9-25	A	L	0-7	Tulane		5-4-1	
10-2	A	L	6-21	Army		7-2	
10-9	A	L	0-14	Georgia		6-3-2	
10-21	A	W	34-6	South Carolina		5-6-1	
10-30	H	W	32-0	Wake Forest		3-6	
11-6	A	L	0-7	Georgia Tech		6-3-1	
11-13	A	W	10-9	Florida		4-7	
11-25	A	T	0-0	Furman		4-3-2	

1938 (7-1-1 OVERALL; 3-0-1 SoCON, 2ND)

Head Coach - Jess Neely (8th Season)							
Date	Site	W-L	Score	Opponent	AP Ranks	OFRD	OFRK
9-17	H	W	26-0	Presbyterian College		6-4	
9-24	A	W	13-10	Tulane		7-2-1	19
10-1	A	L	7-20	Tennessee		11-0	#2
10-8	N1	T	7-7	Virginia Military		6-1-4	
10-20	A	W	34-12	South Carolina		6-4-1	
10-28	A	W	7-0	%Wake Forest		4-5-1	
11-5	N2	W	27-0	George Washington		5-4	
11-12	A	W	14-0	Kentucky		2-7	
11-24	H	W	10-7	Furman		2-7-1	

N1 - Charlotte, N.C.; N2 - Greenville, N.C.

1939 (9-1 OVERALL; 4-0 SoCON, 2ND)

Head Coach - Jess Neely (9th Season)							
Date	Site	W-L	Score	Opponent	AP Ranks	OFRD	OFRK
9-23	H	W	18-0	Presbyterian College		4-3-2	
9-30	A	L	6-7	Tulane		8-1-1	5
10-7	N1	W	25-6	NC State		2-8	
10-19	A	W	27-0	South Carolina		3-6-1	
10-28	A	W	15-7	Navy		3-5-1	
11-3	A	W	13-6	%George Washington		5-3	
11-11	H	W	20-7	Wake Forest		7-3	
11-18	A	W	21-6	Rhodes	16/-	3-5-1	
11-25	A	W	14-3	Furman	15/-	5-4	
1-1	N2	W	6-3	Boston College	12/11	9-2	#12/11

N1 - Charlotte, N.C.; N2 - Dallas, Texas (Cotton Bowl)

1940 (6-2-1 OVERALL; 4-0 SoCON, 1ST)

Head Coach - Frank Howard (1st Season)							
Date	Site	W-L	Score	Opponent	AP Ranks	OFRD	OFRK
9-21	A	W	38-0	Presbyterian College		6-4	
9-28	H	W	26-0	Wofford		3-4-2	
10-5	N1	W	26-7	NC State		3-6	
10-12	H	W	39-0	Wake Forest		7-3	
10-24	A	W	21-13	South Carolina	13/-	3-6	
11-2	A	L	0-13	Tulane	10/-	5-5	
11-9	A	L	7-21	Auburn		6-4-1	
11-16	A	T	12-12	Rhodes			
11-23	A	W	13-7	Furman		5-4	

N1 - Charlotte, N.C.

1941 (7-2 OVERALL; 5-1 SoCON, 3RD)

Head Coach - Frank Howard (2nd Season)							
Date	Site	W-L	Score	Opponent	AP Ranks	OFRD	OFRK
9-20	H	W	41-12	Presbyterian College		6-3	
9-27	N1	W	36-7	Virginia Military		4-6	
10-4	N2	W	27-6	NC State		4-5-2	
10-11	A3	W	26-13	Boston College		7-3	
10-23	A	L	14-18	South Carolina	14/-	4-4-1	
10-31	A	W	19-0	%George Washington		1-7-1	
11-15	H	W	29-0	Wake Forest		5-5-1	
11-22	A	W	34-6	Furman	18/-	3-4-2	
11-29	A	L	7-28	Auburn	16/-	4-5-1	

N1 - Lynchburg, Va.; N2 - Charlotte, N.C.; A3 - Boston, Mass. (Fenway Park)

1942 (3-6-1 OVERALL; 2-3-1 SoCON, 9TH)

Head Coach - Frank Howard (3rd Season)							
Date	Site	W-L	Score	Opponent	AP Ranks	OFRD	OFRK
9-19	H	W	32-13	Presbyterian College		6-4	
9-26	N1	T	0-0	Virginia Military		3-5-1	
10-3	N2	L	6-7	NC State		4-4-2	
10-10	A3	L	7-14	Boston College		8-2	
10-22	A	W	18-6	South Carolina		1-7-1	
10-31	A	L	6-19	Wake Forest		6-2-1	
11-7	H	L	0-7	George Washington		3-6	
11-14	A	L	6-24	Jacksonville N.A.S.		9-3	
11-21	H	W	12-7	Furman		3-6	
11-28	A	L	13-41	Auburn	-/16	6-4-1	

- first game at Memorial Stadium; N1 - Lynchburg, Va.; N2 - Charlotte, N.C.; A3 - Boston, Mass. (Fenway Park)

1943 (2-6 OVERALL; 2-3 SoCON, T-7TH)

Head Coach - Frank Howard (4th Season)							
Date	Site	W-L	Score	Opponent	AP Ranks	OFRD	OFRK
9-25	H	L	12-13	Presbyterian College		6-6	
10-2	N1	W	19-7	%NC State		3-6	
10-9	N2	L	7-12	Virginia Military		2-6	
10-21	A	L	6-33	South Carolina		5-2	
10-30	H	L	12-41	Wake Forest		4-5	
11-6	A	W	26-6	Davidson		0-5	
11-13	N3	L	6-32	Georgia Pre-Flight		5-1	
11-20	A	L	6-41	Georgia Tech	-/15	8-3	#13

N1 - Charlotte, N.C.; N2 - Roanoke, Va.; N3 - Greenville, S.C.

1944 (4-5 OVERALL; 3-1 SoCON, T-3RD)

Head Coach - Frank Howard (5th Season)							
Date	Site	W-L	Score	Opponent	AP Ranks	OFRD	OFRK
9-23	H	W	34-0	Presbyterian College		3-6	
9-30	A	L	0-51	Georgia Tech		8-3	#13
10-7	N1	W	13-7	NC State		7-2	
10-19	A	W	20-13	South Carolina		3-4-2	
10-28	A	L	7-26	Tennessee	-/20	7-1-1	#12
11-4	A	L	7-13	Wake Forest	-/17	8-1	
11-11	H	W	57-12	Virginia Military		1-8	
11-18	A	L	20-36	Tulane		4-3	
11-24	A	L	7-21	Georgia		7-3	

N1 - Charlotte, N.C.

1945 (6-3-1 OVERALL; 2-1-1 SoCON, 4TH)

Head Coach - Frank Howard (6th Season)							
Date	Site	W-L	Score	Opponent	AP Ranks	OFRD	OFRK
9-22	H	W	76-0	Presbyterian College		1-6	
9-29	A	L	0-20	Georgia		9-2	#18
10-6	A	W	13-0	%NC State		3-6	
10-13	H	W	7-6	Pensacola N.A.S.			
10-25	A	T	0-0	South Carolina		2-4-3	
11-2	A	L	6-7	%Miami (Fla.)		9-1-1	#
11-10	H	W	35-0	Virginia Tech		2-6	
11-17	A	W	47-20	Tulane		2-6-1	
11-24	A	W	21-7	Georgia Tech		4-6	
12-1	H	L	6-13	Wake Forest	16/-	5-3-1	

1946 (4-5 OVERALL; 2-3 SoCON, 11TH)

Head Coach - Frank Howard (7th Season)							
Date	Site	W-L	Score	Opponent	AP Ranks	OFRD	OFRK
9-21	H	W	39-0	Presbyterian College		7-2	
9-27	A	L	12-35	%Georgia		11-0	#3
10-5	H	L	7-14	NC State		8-3	#18
10-12	A	L	7-19	Wake Forest		6-3	
10-24	A	L	14-26	South Carolina		5-3	
11-2	A	W	14-7	Virginia Tech		3-4-3	#
11-9	A	L	13-54	Tulane		3-7	
11-16	H	W	20-6	Furman		2-8	
11-23	N1	W	21-13	Auburn		4-6	

N1 - Montgomery, Ala.

1947 (4-5 OVERALL; 1-3 SoCON, 12TH)

Head Coach - Frank Howard (8th Season)							
Date	Site	W-L	Score	Opponent	AP Ranks	OFRD	OFRK
9-20	H	W	42-0	Presbyterian College		4-5-1	
9-26	A1	L	22-32	%Boston College		5-4	
10-4	H	L	14-16	Wake Forest		6-4	
10-11	A	L	0-18	%NC State		5-3-1	17
10-23	A	L	19-21	South Carolina		6-2-1	
10-31	A	L	6-21	%Georgia		7-4-1	#
11-8	A	W	35-7	Furman		2-7	
11-15	A	W	34-13	%Duquesne		2-8	
11-22	H	W	34-18	Auburn		2-7	

A1 - Boston, Mass. (Braves Field)

1948 (11-0 OVERALL; 5-0 SoCON, 1ST)

Head Coach - Frank Howard (9th Season)							
Ranked No. 11 by AP							
Date	Site	W-L	Score	Opponent	AP Ranks	OFRD	OFRK
9-25	H	W	53-0	%Presbyterian College		5-4	
10-2	H	W	6-0	%NC State		3-6-1	
10-9	A	W	21-7	Mississippi State		4-4-1	
10-21	A	W	13-7	South Carolina	14/-	3-5	
10-29	A1	W	26-19	%Boston College	13/-	5-2-2	
11-6	H	W	41-0	Furman	12/-	2-6-1	
11-13	A	W	21-14	Wake Forest	10/19	6-4	#20/-
11-20	H	W	42-0	Duquesne	9/-	2-7	
11-27	N2	W	7-6	Auburn	11/-	1-8-1	
12-4	A	W	20-0	The Citadel	10/-	2-7	
1-1	N3	W	24-23	Missouri	11/-	8-3	#

^ - first home night game; A1 - Boston, Mass. (Braves Field); N2 - Mobile, Ala.; N3 - Jacksonville, Fla. (Gator Bowl)

1949 (4-4-2 OVERALL; 2-2 SoCON, 8TH)

Head Coach - Frank Howard (10th Season)							
Date	Site	W-L	Score	Opponent	AP Ranks	OFRD	OFRK
9-17	H	W	69-7	%Presbyterian College		5-4	
9-24	A	L	7-33	%Rice		10-1	#5/-
10-1	A	W	7-6	%NC State		3-7	
10-8	H	T	7-7	%Mississippi State		0-8-1	
10-20	A	L	13-27	South Carolina		4-6	
10-29	H	L	21-35	%Wake Forest		4-6	
11-5	H	L	27-40	Boston College		4-4-1	
11-12	H	W	33-20	%Duquesne		3-6	
11-19	A	W	28-21	Furman		2-6-1	
11-26	N1	T	20-20	Auburn		2-4-3	

N1 - Mobile, Ala.

1950 (9-0-1 OVERALL; 3-0-1 SoCON, 2ND)

Ranked No. 10th by AP, No. 12 by UPI							
Head Coach - Frank Howard (11th Season)							
Date	Site	W-L	Score	Opponent	AP Ranks	OFRD	OFRK
9-23	H	W	54-0	%Presbyterian College		5-5	
9-30	A	W	34-0	Missouri	-/17	4-5-1	
10-7	H	W	27-0	%NC State	18/-	5-4-1	
10-19	A	T	14-14	South Carolina	12/-	3-4-2	
10-28	A	W	13-12	Wake Forest	16/17	6-1-2	
11-4	H	W	53-20	Duquesne	14/-	2-6-1	
11-11	A1	W	35-14	Boston College	13/-	0-9-1	
11-18	H	W	57-2	Furman	11/-	2-8-1	
11-25	A	W	41-0	Auburn	11/-	0-10	
1-1	A2	W	15-14	Miami (Fla.)	10/15	9-1-1	#15/13
A1 - Boston, Mass. (Braves Field); A2 - Miami, Fla. (Orange Bowl)							

ALL-TIME RESULTS

1953 (3-5-1 OVERALL; 1-2 ACC, 6TH)

Head Coach - Frank Howard (14th Season)							
Date	Site	W-L	Score	Opponent	AP Ranks	OFRD	OFRK
9-19	H	W	33-7	%Presbyterian College		5-3-1	
9-26	A1	T	14-14	Boston College		5-3-1	
10-3	H	L	0-20	* Maryland	-/3	10-1	#1/1
10-9	A	L	7-39	%Miami (Fla.)		4-5	
10-22	A	L	7-14	* South Carolina		7-3	
10-31	H	W	18-0	* Wake Forest		3-6-1	
11-7	A	L	7-20	Georgia Tech	-/6	9-2-1	#8/9
11-14	A	W	34-13	The Citadel		2-7-0	
11-21	H	L	19-45	Auburn	-/14	7-3-1	#17/-

A1 - Boston, Mass. (Fenway Park)

1954 (5-5 OVERALL; 1-2 ACC, 5TH)

Head Coach - Frank Howard (15th Season)							
Date	Site	W-L	Score	Opponent	AP Ranks	OFRD	OFRK
9-18	H	W	33-0	%Presbyterian College		6-3	
9-25	A	L	7-14	Georgia		6-3-1	
10-2	H	L	7-18	Virginia Tech		8-0-1	16/-
10-9	N1	W	14-7	%Florida	-/14	5-5	
10-21	A	L	8-13	* South Carolina		6-4	
10-30	N2	W	32-20	* Wake Forest		2-7-1	
11-6	H	W	27-6	Furman		5-5	
11-13	A	L	0-16	* Maryland	-/17	7-2-1	#8/12
11-20	A	L	6-27	Auburn	-/18	8-3	#13/-
11-27	H	W	59-0	The Citadel		2-8	

N1 - Jacksonville, Fla.; N2 - Charlotte, N.C.

1955 (7-3 OVERALL; 3-1 ACC, 3RD)

Head Coach - Frank Howard (16th Season)							
Date	Site	W-L	Score	Opponent	AP Ranks	OFRD	OFRK
9-17	H	W	33-0	%Presbyterian College		3-5-1	
9-24	A	W	20-7	* Virginia		1-9	
10-1	H	W	26-7	Georgia		4-6	
10-8	A	L	7-21	%Rice	16/-	2-7-1	
10-20	A	W	28-14	* South Carolina		3-6	
10-29	H	W	19-13	* Wake Forest		5-4-1	
11-5	N1	W	21-16	Virginia Tech		6-3-1	
11-12	H	L	12-25	* Maryland	-/2	10-1	#3/3
11-19	N2	L	0-21	Auburn	-/12	8-2-1	#8/8
11-26	A	W	40-20	Furman		1-9	

N1 - Roanoke, Va.; N2 - Mobile, Ala.

1956 (7-2-2 OVERALL; 4-0-1 ACC, 1ST)

Head Coach - Frank Howard (17th Season)							
Date	Site	W-L	Score	Opponent	AP Ranks	OFRD	OFRK
9-22	H	W	27-7	%Presbyterian College		4-6	
9-29	A	T	20-20	Florida	-/19	6-3-1	
10-6	A	W	13-7	* NC State		3-7	
10-13	A	W	17-0	* Wake Forest		2-5-3	
10-25	A	W	7-0	* South Carolina	20/-	7-3	
11-3	H	W	21-6	Virginia Tech	13/16	7-2-1	
11-10	A	T	6-6	* Maryland	11/-	2-7-1	
11-16	A	L	0-21	%Miami (Fla.)	13/8	8-1-1	6/6
11-24	H	W	7-0	* Virginia		4-6	
12-1	H	W	28-7	Furman		2-8	
1-1	N1	L	21-27	Colorado	19/20	8-2-1	#20/18

N1 - Miami, Fla. (Orange Bowl)

1957 (7-3 OVERALL; 4-3 ACC, T-3RD)

Head Coach - Frank Howard (18th Season)							
Date	Site	W-L	Score	Opponent	AP Ranks	OFRD	OFRK
9-21	H	W	66-0	Presbyterian College		0-8-1	
9-28	A	L	0-26	* North Carolina		6-4	
10-5	H	L	7-13	* NC State	-/13	7-1-2	15/-
10-12	A	W	20-6	* Virginia		3-6-1	
10-24	A	W	13-0	* South Carolina		5-5	
11-2	A	W	20-7	%Rice		7-4	#8/7
11-9	H	W	26-7	* Maryland		5-5	
11-16	A	L	6-7	* Duke	14/11	6-3-2	#16/14
11-23	H	W	13-6	* Wake Forest		0-10	
11-30	A	W	45-6	Furman		3-7	

1958 (8-3 OVERALL; 5-1 ACC, 1ST)

Head Coach - Frank Howard (19th Season)							
Date	Site	W-L	Score	Opponent	AP Ranks	OFRD	OFRK
9-20	H	W	20-15	* Virginia	18/-	1-9	
9-27	H	W	26-21	* North Carolina		6-4	
10-4	A	W	8-0	* Maryland	10/-	4-6	
10-11	A	W	12-7	%Vanderbilt	8/-	5-2-3	
10-23	A	L	6-26	* South Carolina	10/-	7-3	15/-
11-1	H	W	14-12	* Wake Forest	19/-	3-7	
11-8	A	L	0-13	Georgia Tech	17/19 ^U	5-4-1	
11-15	A	W	13-6	* NC State		2-7-1	
11-22	H	W	34-12	Boston College	16/-	7-3	
11-29	H	W	36-19	Furman	12/-	2-7	
1-1	N1	L	0-7	Louisiana State	12/1	11-0	#1/1

N1 - New Orleans, La. (Sugar Bowl)

1959 (9-2 OVERALL; 6-1 ACC, 1ST)

Head Coach - Frank Howard (20th Season)							
Date	Site	W-L	Score	Opponent	AP Ranks	OFRD	OFRK
9-19	A	W	20-18	* North Carolina	18/12	5-5	
9-26	A	W	47-0	* Virginia	5/-	0-10	
10-3	A	L	6-16	Georgia Tech	6/7	6-5	#
10-10	H	W	23-0	* NC State		1-9	
10-22	A	W	27-0	* South Carolina	17/-	6-4	
10-31	A	W	19-0	%Rice	12/-	1-7-2	
11-7	H	W	6-0	* Duke	10/-	4-6	
11-14	H	L	25-28	* Maryland	11/-	5-5	
11-21	H	W	33-31	* Wake Forest	19/-	6-4	
11-28	A	W	56-3	Furman	14/-	3-7	
12-19	N1	W	23-7	TCU	11/7	8-3	#7/8

N1 - Houston, Texas (Bluebonnet Bowl)

1960 (6-4 OVERALL; 4-2 ACC, 4TH)

Head Coach - Frank Howard (21st Season)							
Date	Site	W-L	Score	Opponent	AP Ranks	OFRD	OFRK
9-24	A	W	28-7	* Wake Forest	9/-	2-8	
10-1	H	W	13-7	Virginia Tech	7/-	6-4	
10-8	H	W	21-7	* Virginia	8/-	0-10	
10-15	A	L	17-19	* Maryland	8/-	6-4	
10-22	A	L	6-21	* Duke	-/18 ^U	8-3	#10/11
10-29	A	L	20-22	Vanderbilt		3-7	
11-5	H	W	24-0	* North Carolina		3-7	
11-12	H	W	12-2	* South Carolina^		3-6-1	
11-19	A	L	14-25	Boston College		3-6-1	
11-26	H	W	42-14	Furman		5-4	

^ - first South Carolina game at Clemson

1961 (5-5 OVERALL; 3-3 ACC, T-3RD)

Head Coach - Frank Howard (22nd Season)							
Date	Site	W-L	Score	Opponent	AP Ranks	OFRD	OFRK
9-23	A	L	17-21	Florida		4-5-1	
9-30	H	L	21-24	* Maryland		7-3	
10-7	A	W	27-0	* North Carolina		5-5	
10-14	H	L	13-17	* Wake Forest		4-6	
10-21	A	W	17-7	* Duke		7-3	#20/14
10-28	A	L	14-24	Auburn		6-4	
11-4	H	W	21-6	Tulane		2-8	
11-11	A	L	14-21	* South Carolina		4-6	
11-18	H	W	35-6	Furman		7-3	
11-25	H	W	20-0	* NC State		4-6	

1962 (6-4 OVERALL; 5-1 ACC, 2ND)

Head Coach - Frank Howard (23rd Season)							
Date	Site	W-L	Score	Opponent	AP Ranks	OFRD	OFRK
9-22	A	L	9-26	Georgia Tech		7-3-1	#
9-29	A	W	7-0	* NC State		3-6-1	
10-6	A	W	24-7	* Wake Forest		0-10	
10-13	H	L	16-24	Georgia		3-4-3	
10-20	H	L	0-16	* Duke		8-2	-/14
10-27	H	L	14-17	Auburn	-/10 ^U	6-3-1	
11-3	H	W	17-6	* North Carolina		3-7	
11-10	A	W	44-3	Furman		4-6	
11-17	A	W	17-14	* Maryland		6-4	
11-24	H	W	20-17	* South Carolina		4-5-1	

1963 (5-4-1 OVERALL; 5-2 ACC, T-3RD)

Head Coach - Frank Howard (24th Season)							
Date	Site	W-L	Score	Opponent	AP Ranks	OFRD	OFRK
9-21	A	L	14-31	Oklahoma	-/4	8-2	10/8
9-28	A	L	0-27	Georgia Tech	-/9	7-3	
10-5	H	L	3-7	* NC State		8-3	#
10-12	H	T	7-7	\$Georgia		4-5-1	
10-19	A	L	30-35	* Duke		5-4	
10-26	A	W	35-0	* Virginia		2-7	
11-2	H	W	36-0	* Wake Forest		1-9	
11-9	A	W	11-7	* North Carolina		9-2	#-/19
11-16	H	W	21-6	* Maryland		3-7	
11-28	A	W	24-20	* South Carolina^		1-8	

^ - only South Carolina game played on Thanksgiving Day (moved from Nov. 23 due to the death of President John F. Kennedy)

1964 (3-7 OVERALL; 2-4 ACC, 7TH)

Head Coach - Frank Howard (25th Season)							
Date	Site	W-L	Score	Opponent	AP Ranks	OFRD	OFRK
9-19	H	W	28-0	Furman		3-7	
9-26	A	L	0-9	* NC State		5-5	
10-3	A	L	7-14	Georgia Tech		7-3	
10-10	A	L	7-19	Georgia		7-3-1	#
10-17	A	W	21-2	* Wake Forest		5-5	
10-24	A	L	10-14	TCU		4-6	
10-31	H	W	29-7	* Virginia		5-5	
11-7	H	L	0-29	* North Carolina		5-5	
11-14	A	L	0-34	* Maryland		5-5	
11-21	H	L	3-7	* South Carolina		3-5	

1965 (5-5 OVERALL; 4-3 ACC, T-1ST)

Head Coach - Frank Howard (26th Season)							
Date	Site	W-L	Score	Opponent	AP Ranks	OFRD	OFRK
9-18	H	W	21-7	* NC State		6-4	
9-25	A	W	20-14	* Virginia		4-6	
10-2	A	L	6-38	Georgia Tech		7-3-1	
10-9	A	L	9-23	Georgia		-/4	6-4
10-16	A	W	3-2	* Duke		6-4	
10-23	H	W	3-0	TCU		6-5	#
10-30	H	W	26-13	* Wake Forest		3-7	
11-6	A	L	13-17	* North Carolina		4-6	
11-13	H	L	0-6	* Maryland		4-6	
11-20	A	L	16-17	* South Carolina		5-5	

1966 (6-4 OVERALL; 6-1 ACC, 1ST)

Head Coach - Frank Howard (27th Season)							
Date	Site	W-L	Score	Opponent	AP Ranks	OFRD	OFRK
9-24	H	W	40-35	* Virginia		4-6	
10-1	A	L	12-13	Georgia Tech	-/9	9-2	#8/8
10-8	A	L	0-26	Alabama	-/4	11-0	#3/3
10-15	H	W	9-6	* Duke		5-5	
10-22	A	L	0-30	Southern California	-/5	7-4	#-/18
10-29	A	W	23-21	* Wake Forest		3-7	
11-5	H	W	27-3	* North Carolina		2-8	
11-12	A	W	14-10	* Maryland		4-6	
11-19	A	L	14-23	* NC State		5-5	
11-26	H	W	35-10	* South Carolina		1-9	

1967 (6-4 OVERALL; 6-0 ACC, 1ST)

Head Coach - Frank Howard (28th Season)							
Date	Site	W-L	Score	Opponent	AP Ranks	OFRD	OFRK
9-23	H	W	23-6	* Wake Forest		4-6	
9-30	H	L	17-24	Georgia	-/5	7-4	#-18
10-7	A	L	0-10	Georgia Tech		4-6	#
10-14	A	L	21-43	Auburn		6-4	
10-21	A	W	13-7	* Duke		4-6	
10-28	H	L	10-13	Alabama		8-2-1	#8/7
11-4	A	W	17-0	* North Carolina		2-8	
11-11	H	W	28-7	* Maryland		0-9	
11-18	H	W	14-6	* NC State	-/10	9-2	#-17
11-25	A	W	23-12	* South Carolina		5-5	

ALL-TIME RESULTS

1969 (4-6 OVERALL; 3-3 ACC, T-3RD)

Head Coach - Frank Howard (30th Season)

Date	Site	W-L	Score	Opponent	AP Ranks	OFRD	OFRK
9-20	A	W	21-14	*Virginia		3-7	
9-27	H	L	0-30	Georgia	-/7	5-5-1	#
10-4	A	W	21-10	Georgia Tech		4-6	
10-11	A	L	0-51	Auburn	-/20	8-3	#20/15
10-18	H	W	28-14	*Wake Forest		3-7	
10-25	H	L	13-38	Alabama		6-5	#
11-1	H	W	40-0	*\$Maryland		3-7	
11-8	A	L	27-34	*Duke		3-6	
11-15	A	L	15-32	*North Carolina		5-5	
11-22	A	L	13-27	*South Carolina		7-4	#

1970 (3-8 OVERALL; 2-4 ACC, T-6TH)

Head Coach - Hootie Ingram (1st Season)

Date	Site	W-L	Score	Opponent	AP Ranks	OFRD	OFRK
9-12	H	W	24-0	The Citadel		5-6	
9-19	H	W	27-17	*Virginia		5-6	
9-26	A	L	0-38	Georgia		5-5	
10-3	A	L	7-28	Georgia Tech	-/15	9-3	#13/17
10-10	H	L	0-44	Auburn	-/9	9-2	#10/9
10-17	A	L	20-36	*Wake Forest		6-5	
10-24	H	L	10-21	*\$Duke		6-5	
10-31	A	W	24-11	*Maryland		2-9	
11-7	A	L	13-38	*Florida State		7-4	
11-14	H	L	7-42	*\$North Carolina		8-4	#
11-21	H	L	32-38	*South Carolina		4-6-1	

1971 (5-6 OVERALL; 4-2 ACC, 2ND)

Head Coach - Hootie Ingram (2nd Season)

Date	Site	W-L	Score	Opponent	AP Ranks	OFRD	OFRK
9-11	H	L	10-13	Kentucky		3-8	
9-25	H	L	0-28	Georgia	-/14	11-1	#7/8
10-2	A	L	14-24	Georgia Tech		6-6	#
10-9	N1	W	3-0	*Duke	-/14	6-5	
10-16	N2	W	32-15	*Virginia		3-8	
10-23	A	L	13-35	Auburn	-/5	9-2	#12/5
10-30	H	W	10-9	*Wake Forest		6-5	
11-6	A	L	13-26	*North Carolina	-/19 ^u	9-3	#-/18
11-13	H	W	20-14	*Maryland		2-9	
11-20	H	L	23-31	*NC State		3-8	
11-27	A	W	17-7	South Carolina		6-5	

N1 - Norfolk, Va.; N2 - Richmond, Va.

1972 (4-7 OVERALL; 2-4 ACC, 5TH)

Head Coach - Hootie Ingram (3rd Season)

Date	Site	W-L	Score	Opponent	AP Ranks	OFRD	OFRK
9-9	H	W	13-0	The Citadel		5-6	
9-23	A	L	10-29	%Rice		5-5-1	
9-30	A	L	3-52	Oklahoma	-/2	11-1	#2/2
10-7	A	L	9-31	Georgia Tech		7-4-1	#20/-
10-14	H	L	0-7	*Duke		5-6	
10-21	H	W	37-21	*Virginia		4-7	
10-28	A	W	31-0	*Wake Forest		2-9	
11-4	H	L	10-26	*North Carolina		11-1	#12/14
11-11	A	L	6-31	*Maryland		5-5	
11-18	A	L	17-42	*NC State		8-3	#17/-
11-25	H	W	7-6	\$\$South Carolina		4-7	

1973 (5-6 OVERALL; 4-2 ACC, 3RD)

Head Coach - Red Parker (1st Season)

Date	Site	W-L	Score	Opponent	AP Ranks	OFRD	OFRK
9-8	H	W	14-12	The Citadel		3-8	
9-22	A	L	14-31	Georgia		7-4-1	#
9-29	A	L	21-29	Georgia Tech		5-6	
10-6	H	L	15-30	Texas A&M		5-6	
10-13	H	W	32-27	*Virginia		4-7	
10-20	A	W	24-8	*Duke		2-8	
10-27	H	L	6-29	*NC State		9-3	#16/-
11-3	H	W	35-8	*Wake Forest		1-9	
11-10	A	W	37-29	*North Carolina		4-7	
11-17	H	L	13-28	*Maryland		8-4	#20/18
11-24	A	L	20-32	South Carolina		7-4	

1974 (7-4 OVERALL; 4-2 ACC, T-2ND)

Head Coach - Red Parker (2nd Season)

Date	Site	W-L	Score	Opponent	AP Ranks	OFRD	OFRK
9-14	A	L	0-24	Texas A&M	-/20	8-3	16/15
9-21	A	L	10-31	*%NC State	-/15	9-2-1	#11/9
9-28	H	W	21-17	Georgia Tech		6-5	
10-5	H	W	28-24	Georgia		6-6	#
10-12	A	L	0-41	*Maryland		8-4	#13/13
10-19	H	W	17-13	*Duke		6-5	
10-26	A	L	28-29	Tennessee		7-3-2	#20/15
11-2	A	W	21-9	*Wake Forest		1-10	
11-9	H	W	54-32	*North Carolina		7-5	#
11-16	H	W	28-9	*Virginia		4-7	
11-23	H	W	39-21	South Carolina		4-7	

1975 (2-9 OVERALL; 2-3 ACC, 5TH)

Head Coach - Red Parker (3rd Season)

Date	Site	W-L	Score	Opponent	AP Ranks	OFRD	OFRK
9-13	H	L	13-17	Tulane			
9-20	A	L	0-56	%Alabama	-/14	11-1	#3/3
9-27	A	L	28-33	Georgia Tech		7-4	
10-4	A	L	7-35	Georgia		9-3	#19/19
10-11	H	W	16-14	*Wake Forest		3-8	
10-18	A	L	21-25	*Duke		4-5-2	
10-25	H	L	7-45	*NC State		7-4-1	
11-1	H	L	7-43	Florida State		3-8	
11-8	A	W	38-35	*North Carolina		3-7-1	
11-15	H	L	20-22	*Maryland		9-2-1	#13/11
11-22	A	L	20-56	South Carolina		7-5	#

1976 (3-6-2 OVERALL; 0-4-1 ACC, 7TH)

Head Coach - Red Parker (4th Season)

Date	Site	W-L	Score	Opponent	AP Ranks	OFRD	OFRK
9-11	H	W	10-7	The Citadel		6-5	
9-18	H	L	0-41	Georgia	-/9	10-2	#10/10
9-25	A	T	24-24	%Georgia Tech		4-6-1	
10-2	A	L	19-21	Tennessee		6-5	
10-9	A	L	14-20	*Wake Forest		5-6	
10-16	H	T	18-18	*Duke		5-5	
10-23	A	L	21-38	*NC State		3-7	
10-30	A	W	15-12	%Florida State		5-6	
11-6	H	L	23-27	*North Carolina		9-3	#
11-13	A	L	0-20	*Maryland	-/6	11-1	#8/11
11-20	H	W	28-9	\$\$South Carolina		6-5	

1977 (8-3-1 OVERALL; 4-1-1 ACC, 2ND)

Ranked No. 19 by AP

Head Coach - Charley Pell (1st Season)

Date	Site	W-L	Score	Opponent	AP Ranks	OFRD	OFRK
9-10	H	L	14-21	*Maryland	-/10	8-4	#
9-17	A	W	7-6	Georgia	-/17	5-6	
9-24	A	W	31-14	Georgia Tech		6-5	
10-1	A	W	31-13	\$\$Virginia Tech		3-7-1	
10-8	H	W	31-0	*\$Virginia		1-9-1	
10-15	A	W	17-11	*Duke		5-6	
10-22	H	W	7-3	*NC State	20/-	8-4	#-/19
10-29	H	W	26-0	*Wake Forest	16/-	1-10	
11-5	A	T	13-13	*North Carolina	13/-	8-3-1	#17/14
11-12	H	L	17-21	Notre Dame	15/5	11-1	#1/1
11-19	A	W	31-27	South Carolina	15/-	5-7	
12-30	N1	L	3-34	%Pittsburgh	11/10	9-2-1	#8/7

N1 - Jacksonville, Fla. (Gator Bowl)

1978 (11-1 OVERALL; 6-0 ACC, 1ST)

Ranked No. 6 by AP, No. 6 by UPI

Head Coach (Games 1-11) - Charley Pell (2nd Season)

Head Coach (Game 12) - Danny Ford (1st Season)

Date	Site	W-L	Score	Opponent	AP Ranks	OFRD	OFRK
9-16	H	W	58-3	The Citadel		5-6	
9-23	A	L	0-12	Georgia	8/-	9-2-1	#16/15
9-30	H	W	31-0	Villanova		5-6	
10-7	H	W	38-7	Virginia Tech		4-7	
10-14	A	W	30-14	*Virginia		2-9	
10-21	H	W	28-8	*Duke		4-7	
10-28	A	W	33-10	*NC State	20/-	9-3	#18/19
11-4	A	W	51-6	*Wake Forest	16/-	1-10	
11-11	H	W	13-9	*North Carolina	15/-	5-6	
11-18	A	W	28-24	*Maryland	12/11	9-3	#20/-
11-25	H	W	41-23	South Carolina	10/-	5-5-1	
12-29	N1	W	17-15	%Ohio State	7/20	7-4-1	#

N1 - Jacksonville, Fla. (Gator Bowl)

1979 (8-4 OVERALL; 4-2 ACC, T-2ND)

Head Coach - Danny Ford (2nd Season, 1st Full Season)

Date	Site	W-L	Score	Opponent	AP Ranks	OFRD	OFRK
9-8	H	W	21-0	Furman		5-6	
9-15	H	L	0-19	*Maryland		7-4	
9-22	H	W	12-7	Georgia		6-5	
10-6	H	W	17-7	*Virginia		2-8	
10-13	A	W	21-0	Virginia Tech		5-6	
10-20	A	W	28-10	*Duke		2-8	
10-27	H	L	13-16	*NC State		7-4	
11-3	H	W	31-0	*Wake Forest	-/14	8-4	#
11-10	A	W	19-10	*North Carolina	18/-	8-3	#15/14
11-17	A	W	16-10	Notre Dame	14/-	7-4	
11-24	A	L	9-13	South Carolina	13/19	8-4	#
12-31	N1	L	18-24	Baylor	18/19	8-4	#14/15

N1 - Atlanta, Ga. (Peach Bowl)

1980 (6-5 OVERALL; 2-4 ACC, T-4TH)

Head Coach - Danny Ford (3rd Season, 2nd Full Season)

Date	Site	W-L	Score	Opponent	AP Ranks	OFRD	OFRK
9-13	H	W	19-3	Rice		5-6	
9-20	A	L	16-20	Georgia	-/10	12-0	#1/1
9-27	H	W	17-10	Western Carolina		3-7-1	
10-4	H	W	13-10	Virginia Tech		8-4	#
10-11	A	W	27-24	*Virginia		4-7	
10-18	H	L	17-34	*Duke		2-9	
10-25	A	L	20-24	*\$NC State		6-5	
11-1	A	W	35-33	*Wake Forest		5-6	
11-8	H	L	19-24	*North Carolina	-/14	11-1	#10/9
11-15	A	L	7-34	*Maryland		8-4	#
11-22	H	W	27-6	South Carolina	-/14	8-4	#

1981 (12-0 OVERALL; 6-0 ACC, 1ST)

National Champion

Ranked No. 1 by AP, No. 1 by UPI

Head Coach - Danny Ford (4th Season, 3rd Full Season)

Date	Site	W-L	Score	Opponent	AP Ranks	OFRD	OFRK
9-5	H	W	45-10	Wofford		6-5	
9-12	A	W	13-5	%Tulane		6-5	
9-19	H	W	13-3	Georgia	-/4	10-2	#6/5
10-3	A	W	21-3	Kentucky	14/-	3-8	
10-10	H	W	27-0	*Virginia	9/-	1-10	
10-17	A	W	38-10	*Duke	6/-	6-5	
10-24	H	W	17-7	*NC State	4/-	4-7	
10-31	H	W	82-24	*Wake Forest	3/-	4-7	
11-7	A	W	10-8	*North Carolina	2/8	10-2	#9/8
11-14	H	W	21-7	*Maryland	2/-	4-7	
11-21	A	W	29-13	South Carolina	2/-	6-6	
1-1	N1	W	22-15	%Nebraska	1/4	9-3	#11/9

N1 - Miami, Fla. (Orange Bowl)

1982 (9-1-1 OVERALL; 6-0 ACC, 1ST)

Ranked No. 8 by AP

Head Coach - Danny Ford (5th Season, 4th Full Season)

Date	Site	W-L	Score	Opponent	AP Ranks	OFRD	OFRK
9-6	A	L	7-13	%Georgia	11/7	11-1	#4/4
9-18	H	T	17-17	Boston College	16/-	8-3-1	#
9-25	H	W	21-10	Western Carolina		6-5	
10-2	H	W	24-6	Kentucky		0-10-1	
10-9	A	W	48-0	*%Virginia		2-9	
10-16	H	W	49-14	*Duke	20/-	6-5	
10-23	A	W	38-29	*NC State	18/-	6-5	
11-6	H	W	16-13	*North Carolina	13/18	8-4	#18/13
11-13	A	W	24-22	*Maryland	11/18	8-4	#20/20
11-20	H	W	24-6	South Carolina	10/-	4-7	
11-28	N1	W	21-17	*Wake Forest	10/-	3-8	
N1 - Tokyo, Japan							

ALL-TIME RESULTS

1985 (6-6 OVERALL; 4-3 ACC, T-3RD)

Head Coach - Danny Ford (8th Season, 7th Full Season)							
Date	Site	W-L	Score	Opponent	AP Ranks	OFRD	OFRK
9-14	A	W	20-17	Virginia Tech		6-5	
9-21	H	L	13-20	Georgia		7-3-2	#
9-28	H	L	3-14	*Georgia Tech		9-2	#19/18
10-5	A	L	7-26	%Kentucky		5-6	
10-12	H	W	27-24	*Virginia		6-5	
10-19	A	W	21-9	*Duke		4-7	
10-26	H	W	39-10	*NC State		3-8	
11-2	H	W	26-10	*Wake Forest		4-7	
11-9	A	L	20-21	*North Carolina		5-6	
11-16	H	L	31-34	*\$Maryland		9-3	#18/19
11-23	A	W	24-17	South Carolina		5-6	
12-21	N1	L	13-20	%Minnesota		7-5	#

N1 - Shreveport, La. (Independence Bowl)

1986 (8-2-2 OVERALL; 5-1-1 ACC, 1ST)

Ranked No. 17 by AP, No. 18 by USA Today, No. 19 by UPI								
Head Coach - Danny Ford (9th Season, 8th Full Season)								
Date	Site	W-L	Score	Opponent	AP Ranks	OFRD	OFRK	
9-13	H	L	14-20	Virginia Tech		10-1-1	#20/-	
9-20	A	W	31-28	Georgia	-/14	8-4		#
9-27	A	W	27-3	* Georgia Tech		5-6		
10-4	H	W	24-0	The Citadel		3-8		
10-11	A	W	31-17	*%Virginia	20/-	3-8		
10-18	H	W	35-3	*Duke	17/-	4-7		
10-25	A	L	3-27	* NC State	16/20	8-3		#
11-1	A	W	28-20	* Wake Forest		5-6		
11-8	H	W	38-10	* North Carolina		7-5		
11-15	A1	T	17-17	* Maryland	15/-	5-5-1		
11-22	H	T	21-21	South Carolina	19/-	3-6-2		
12-27	N2	W	27-21	Stanford	21/20	8-4		#
A1 - Baltimore, Md.; N2 - Jacksonville, Fla. (Gator Bowl)								

A1 - Baltimore, Md.; N2 - Jacksonville, Fla. (Gator Bowl)

1987 (10-2 OVERALL; 6-1 ACC, 1ST)

Ranked No. 10 by UPI, No. 11 by USA Today, No. 12 by AP							
Head Coach - Danny Ford (10th Season, 9th Full Season)							
Date	Site	W-L	Score	Opponent	AP Ranks	OFRD	OFRK
9-5	H	W	43-0	Western Carolina	9/-	4-7	
9-12	A	W	22-10	Virginia Tech	10/-	2-9	
9-19	H	W	21-20	Georgia	8/18	9-3	#13/14
9-26	H	W	33-12	*Georgia Tech	9/-	2-9	
10-10	H	W	38-21	*Virginia	8/-	8-4	#
10-17	H	W	17-10	*Duke	7/-	5-6	
10-24	H	L	28-30	*NC State	7/-	4-7	
10-31	H	W	31-17	*Wake Forest	14/-	7-4	
11-7	A	W	13-10	*North Carolina	10/-	5-6	
11-14	H	W	45-16	*Maryland	9/-	4-7	
11-21	A	L	7-20	%South Carolina	8/12	8-4	#15/15
1-1	N1	W	35-10	Penn State	14/20	8-4	#
N1 - Orlando, Fla. (Citrus Bowl)							

N1 - Orlando, Fla. (Citrus Bowl)

1988 (10-2 OVERALL; 6-1 ACC, 1ST)

Ranked No. 8 by UPI, No. 9 by AP, No. 10 by USA Today							
Head Coach - Danny Ford (11th Season, 10th Full Season)							
Date	Site	W-L	Score	Opponent	AP Ranks	OFRD	OFRK
9-3	H	W	40-7	Virginia Tech	4/-	3-8	
9-10	H	W	23-3	\$Furman	3/-	13-2	
9-17	H	L	21-24	*Florida State	3/10	11-1	#3/3
9-24	A	W	30-13	*Georgia Tech	12/-	3-8	
10-8	A	W	10-7	*Virginia	11/-	7-4	
10-15	H	W	49-17	*Duke	11/22	7-3-1	
10-22	A	L	3-10	*NC State	9/24	8-3	#17/-
10-29	A	W	38-21	*Wake Forest	15/-	6-4-1	
11-5	H	W	37-14	*North Carolina	17/-	1-10	
11-12	A	W	49-25	*Maryland	16/-	5-6	
11-19	H	W	29-10	South Carolina	15/25	8-4	#
1-2	N1	W	13-6	Oklahoma	9/10	9-3	#14/14
N1 - Orlando, Fla. (Citrus Bowl)							

N1 - Orlando, Fla. (Citrus Bowl)

1989 (10-2 OVERALL; 5-2 ACC, 3RD)

Ranked No. 11 by UPI, No. 12 by AP, No. 12 by USA Today							
Head Coach - Danny Ford (12th Season, 11th Full Season)							
Date	Site	W-L	Score	Opponent	AP Ranks	OFRD	OFRK
9-2	H	W	30-0	Furman	12/-	12-2	
9-9	A	W	34-23	%Florida State	10/16	10-2	#3/2
9-16	A	W	27-7	%Virginia Tech	7/-	6-4-1	
9-23	H	W	31-7	* Maryland	7/-	3-7	
9-30	A	L	17-21	* \$Duke	7/-	8-4	#
10-7	H	W	34-20	* Virginia	15/-	10-3	#18/15
10-14	H	L	14-30	* Georgia Tech	14/-	7-4	
10-21	H	W	30-10	* NC State	-/12	7-5	#
10-28	H	W	44-10	* Wake Forest	22/-	2-8	
11-4	A	W	35-3	* North Carolina	21/-	1-10	
11-18	A	W	45-0	%South Carolina	15/-	6-4-1	
12-30	N1	W	27-7	%West Virginia	14/17	8-3-1	#21/-
N1 - Jacksonville, Fla. (Gator Bowl)							

N1 - Jacksonville, Fla. (Gator Bowl)

1990 (10-2 OVERALL; 5-2 ACC, T-2ND)

Ranked No. 9 by AP, No. 9 by UPI, No. 9 by USA Today							
Head Coach - Ken Hatfield (1st Season)							
Date	Site	W-L	Score	Opponent	AP Ranks	OFRD	OFRK
9-1	H	W	59-0	Long Beach State	10/-	6-5	
9-8	A	L	7-20	* Virginia	9/14	8-4	#23/15
9-15	A1	W	18-17	* Maryland	10/-	6-5	
9-22	H	W	48-0	Appalachian State	17/-	6-5	
9-29	H	W	26-7	* Duke	19/-	4-7	
10-6	H	W	34-3	Georgia	16/-	4-7	
10-13	A	L	19-21	* Georgia Tech	15/18	11-0-1	#2/1
10-20	A	W	24-17	* NC State	22/-	7-5	#
10-27	A	W	24-6	* Wake Forest	19/-	3-8	
11-3	H	W	20-3	* North Carolina	18/24 ^U	6-5	
11-17	H	W	24-15	South Carolina	17/-	6-5	
1-1	N2	W	30-0	Illinois	14/16	8-4	#25/24
A1 - Baltimore, Md.; N2 - Tampa, Fla. (Hal of Fame Bow)							

A1 - Baltimore, Md.; N2 - Tampa, Fla. (Hall of Fame Bowl)

1991 (9-2-1 OVERALL; 6-0-1 ACC, 1ST)

Ranked No. 17 by USA Today, No. 18 by AP							
Head Coach - Ken Hatfield (2nd Season)							
Date	Site	W-L	Score	Opponent	AP Ranks	OFRD	OFRK
9-7	H	W	34-0	Appalachian State	8/-	8-4	
9-21	H	W	37-7	Temple	8/-	2-9	
9-28	H	W	9-7	* Georgia Tech	7/19	8-5	#
10-5	A	L	12-27	%Georgia	6/-	9-3	#17/20
10-12	H	T	20-20	* Virginia	18/-	8-3	
10-26	H	W	29-19	* NC State	19/12	9-3	#
11-2	H	W	28-10	* Wake Forest	16/-	3-8	
11-9	A	W	21-6	% North Carolina	15/-	7-4	
11-16	H	W	40-7	* Maryland	15/-	2-9	
11-23	A	W	41-24	South Carolina	14/-	3-6-2	
12-1	N1	W	33-21	* Duke	13/-	4-7	
1-1	N2	L	13-37	California	13/14	10-2	#8/8
N1 - Tokyo, Japan; N2 - Orlando, Fla. (Citrus Bowl)							

N1 - Tokyo, Japan; N2 - Orlando, Fla. (Citrus Bowl)

1992 (5-6 OVERALL; 3-5 ACC, 7TH)

Head Coach - Ken Hatfield (3rd Season)							
Date	Site	W-L	Score	Opponent	AP Ranks	OFRD	OFRK
9-5	H	W	24-10	Ball State	13/-	5-6	
9-12	H	L	20-24	*%Florida State	15/5	11-1	#2/2
9-26	A	L	16-20	*%Georgia Tech	16/-	5-6	
10-3	H	W	54-3	Chattanooga	25/-	2-9	
10-10	A	W	29-28	*Virginia	25/10	7-4	
10-17	H	W	21-6	*Duke	19/-	2-9	
10-24	A	L	6-20	*NC State	18/23	9-3	#17/17
10-31	A	L	15-18	*Wake Forest		8-4	#25/-
11-7	H	W	40-7	*North Carolina	-/18	9-3	#19/18
11-14	A	L	23-53	*Maryland		3-8	
11-21	H	L	13-24	\$South Carolina		5-6	

1993 (9-3 OVERALL; 5-3 ACC, 3RD)

Ranked No. 22 by USA Today, No. 23 by AP							
Head Coach (Games 1-11) - Ken Hatfield (4th Season)							
Head Coach (Game 12) - Tommy West (1st Season)							
Date	Site	W-L	Score	Opponent	AP Ranks	OFRD	OFRK
9-4	H	W	24-14	*Nevada-Las Vegas	22/-	3-8	
9-11	A	L	0-57	*Florida State	21/1	12-1	#1/1
9-25	H	W	16-13	*Georgia Tech		5-6	
10-2	H	W	20-14	*NC State	-/24	7-5	#
10-9	A	W	13-10	*Duke		3-8	
10-16	H	L	16-20	*\$Wake Forest		2-9	
10-23	H	W	27-0	East Tennessee State		5-6	
10-30	H	W	29-0	*\$Maryland		2-9	
11-6	A	L	0-24	*%North Carolina	-/16	10-3	#21/20
11-13	H	W	23-14	*Virginia	-/18	7-5	#
11-20	A	W	16-13	South Carolina	24/-	4-7	
12-31	N1	W	14-13	%Kentucky	23/-	6-6	#
N1 - Atlanta, Ga. (Peach Bowl)							

N1 - Atlanta, Ga. (Peach Bowl)

1994 (5-6 OVERALL; 4-4 ACC, 5TH)

Head Coach - Tommy West (2nd Season, 1st Full Season)							
Date	Site	W-L	Score	Opponent	AP Ranks	OFRD	OFRK
9-3	H	W	27-6	Furman	24/-	3-8	
9-10	H	L	12-29	* NC State	22/-	9-3	#17/17
9-17	A	L	6-9	* Virginia		9-3	#15/13
10-1	H	W	13-0	* Maryland		4-7	
10-8	A	L	14-40	Georgia		6-4-1	
10-15	A	L	13-19	* Duke	-/25	8-4	#
10-22	A	L	0-17	* Florida State	-/7	11-1	#4/5
10-29	H	W	24-8	* Wake Forest		3-8	
11-5	A	W	28-17	* North Carolina	-/19	8-4	#-/21
11-12	H	W	20-10	* Georgia Tech		1-10	
11-19	H	L	7-33	South Carolina		7-5	#

1995 (8-4 OVERALL; 6-2 ACC, 3RD)

Head Coach - Tommy West (3rd Season, 2nd Full Season)								
Date	Site	W-L	Score	Opponent	AP Ranks	OFRD	OFRK	
9-2	H	W	55-9	Western Carolina		3-7		
9-9	H	L	26-45	*Florida State		-/1	10-2	#4/5
9-16	A	W	29-14	*%Wake Forest		1-10		
9-23	H	L	3-22	*\$Virginia		-/11	9-4	#16/16
9-30	A	W	43-22	*NC State		3-8		
10-7	H	L	17-19	%Georgia		6-6		#
10-21	A	W	17-0	*Maryland		6-5		
10-28	A	W	24-3	*Georgia Tech		6-5		
11-4	H	W	17-10	*North Carolina		7-5		#
11-11	H	W	34-17	*\$Duke	24/-	3-8		
11-18	A	W	38-17	South Carolina	24/-	4-6-1		
1-1	N1	L	0-41	\$Syracuse	23/-	9-3	#19/17	
N1 - Jacksonville, Fla. (Gator Bowl)								

N1 - Jacksonville, Fla. (Gator Bowl)

1996 (7-5 OVERALL; 6-2 ACC, 2ND)

ALL-TIME RESULTS

2000 (9-3 OVERALL; 6-2 ACC, 2ND)

Ranked No. 14 by USA Today, No. 16 by AP

Head Coach - Tommy Bowden (2nd Season)

Date	Site	W-L	Score	Opponent	AP Ranks	OFRD	OFRK
9-2	H	W	38-0	%The Citadel	17/-	2-9	
9-9	H	W	62-9	Missouri	17/-	3-8	
9-16	H	W	55-7	*Wake Forest	16/-	2-9	
9-23	A	W	31-10	*Virginia	11/-	6-6	#
9-30	A	W	52-22	*Duke	7/-	0-11	
10-7	H	W	34-27	*NC State	5/-	8-4	#
10-14	H	W	35-14	*Maryland	5/-	5-6	
10-21	A	W	38-24	*North Carolina	5/-	6-5	
10-28	H	L	28-31	*Georgia Tech	5/-	9-3	#17/19
11-4	A	L	7-54	*%Florida State	10/4	11-2	#5/4
11-18	H	W	16-14	South Carolina	16/25	8-4	#19/21
1-1	N1	L	20-41	Virginia Tech	16/6	11-1	#6/6

N1 - Jacksonville, Fla. (Gator Bowl)

2001 (7-5 OVERALL; 4-4 ACC, T-4TH)

Head Coach - Tommy Bowden (3rd Season)

Date	Site	W-L	Score	Opponent	AP Ranks	OFRD	OFRK
9-1	H	W	21-13	\$Central Florida	18/-	6-5	
9-8	H	W	38-14	Wofford	20/-	4-7	
9-22	H	L	24-26	*Virginia	19/-	5-7	
9-29	A	W	47-44	*Georgia Tech ^(OT)	25 ^U /9	8-5	#24/-
10-13	A	W	45-37	*NC State	16/-	7-5	#
10-20	H	L	3-38	*North Carolina	13/-	8-5	#
10-27	A	W	21-14	*Wake Forest	25/-	6-5	
11-3	H	L	27-41	*Florida State	24 ^U /14	8-4	#15/15
11-10	A	L	20-37	*%Maryland	-1/3	10-2	#11/10
11-17	A	L	15-20	South Carolina	-1/22	9-3	#13/13
12-1	H	W	59-31	*Duke		0-11	
12-31	N1	W	49-24	%Louisiana Tech		7-5	#

% played in snow; N1 - Boise, Idaho (Humanitarian Bowl)

2002 (7-6 OVERALL; 4-4 ACC, T-5TH)

Head Coach - Tommy Bowden (4th Season)

Date	Site	W-L	Score	Opponent	AP Ranks	OFRD	OFRK
8-31	A	L	28-31	%Georgia	-/8	13-1	#3/3
9-7	H	W	33-13	Louisiana Tech		4-8	
9-14	H	W	24-19	*\$Georgia Tech		7-6	#
9-21	H	W	30-7	\$Ball State		6-6	
10-3	A	L	31-48	*%Florida State	-1/1	9-5	#21/23
10-12	A	L	17-22	*Virginia		9-5	#22/25
10-19	H	W	31-23	*Wake Forest		7-6	#
10-24	H	L	6-38	*%NC State	-1/2	11-3	#12/11
11-2	A	W	34-31	*Duke		2-10	
11-9	A	W	42-12	*North Carolina		3-9	
11-16	H	L	12-30	*%\$Maryland	-1/9	11-3	#13/13
11-23	H	W	27-20	%South Carolina		5-7	
12-23	N1	L	15-55	Texas Tech		9-5	#

N1 - Orlando, Fla. (Tangerine Bowl)

2003 (9-4 OVERALL; 5-3 ACC, 3RD)

Ranked No. 22 by AP, No. 22 by USA Today

Head Coach - Tommy Bowden (5th Season)

Date	Site	W-L	Score	Opponent	AP Ranks	OFRD	OFRK
8-30	H	L	0-30	Georgia	-1/1	11-3	#7/6
9-6	H	W	28-17	Furman		6-5	
9-13	H	W	37-14	Middle Tennessee		4-8	
9-20	A	W	39-3	*%Georgia Tech		7-6	#
10-4	A	L	7-21	*Maryland		10-3	#17/20
10-11	H	W	30-27	*Virginia ^(OT)	-1/25	8-5	#
10-16	A	L	15-17	*%NC State		8-5	#
10-25	H	W	36-28	*North Carolina		2-10	
11-1	A	L	17-45	*Wake Forest		5-7	
11-8	H	W	26-10	*%Florida State	-1/3	10-3	#11/10
11-15	H	W	40-7	*Duke		4-8	
11-22	A	W	63-17	%South Carolina		5-7	
1-2	N1	W	27-14	Tennessee	-1/6	10-3	#15/16

N1 - Atlanta, Ga. (Peach Bowl)

2004 (6-5 OVERALL; 4-4 ACC, T-6TH)

Head Coach - Tommy Bowden (6th Season)

Date	Site	W-L	Score	Opponent	AP Ranks	OFRD	OFRK
9-4	H	W	37-30	*Wake Forest ^(2OT)	15/-	4-7	
9-11	H	L	24-28	*%Georgia Tech	20/-	7-5	#
9-18	A	L	6-27	%Texas A&M		7-5	#
9-25	A	L	22-41	*Florida State	-1/8	9-3	#15/14
10-7	A	L	10-30	*%Virginia	-1/10	8-4	#23/23
10-16	H	W	35-6	Utah State		3-8	
10-23	H	W	10-7	*Maryland		5-6	
10-30	H	W	26-20	*NC State		5-6	
11-6	A	W	24-17	*%\$Miami (Fla.) ^(OT)	-1/1	9-3	#11/11
11-13	A	L	13-16	*Duke		2-9	
11-20	H	W	29-7	South Carolina		6-5	

2005 (8-4 OVERALL; 4-4 ACC, 3RD (ATLANTIC))

Ranked No. 21 by AP, No. 21 by USA Today

Head Coach - Tommy Bowden (7th Season)

Date	Site	W-L	Score	Opponent	AP Ranks	OFRD	OFRK
9-3	H	W	25-24	%Texas A&M	-1/17	5-6	
9-10	A	W	28-24	*Maryland	25/-	5-6	
9-17	H	L	30-36	*Miami (Fla.) ^(3OT)	20/13	9-3	#17/18
9-24	H	L	13-16	*Boston College ^(OT)	-1/25 ^U	9-3	#18/17
10-1	A	L	27-31	*Wake Forest		5-6	
10-13	A	W	31-10	*%NC State		7-5	#
10-22	H	W	37-7	Temple		0-11	
10-29	A	L	9-10	*Georgia Tech		7-5	#
11-5	H	W	49-20	*Duke		1-10	
11-12	H	W	35-14	*Florida State	-1/17	8-5	#22/23
11-19	A	W	13-9	%South Carolina	-1/19	7-5	#
12-27	N1	W	19-10	%Colorado	23/-	7-6	#

N1 - Orlando, Fla. (Champs Sports Bowl)

2006 (8-5 OVERALL; 5-3 ACC, T-2ND (ATLANTIC))

Head Coach - Tommy Bowden (8th Season)

Date	Site	W-L	Score	Opponent	AP Ranks	OFRD	OFRK
9-2	H	W	54-6	Florida Atlantic	18/-	5-7	
9-9	A	L	33-34	*Boston College ^(2OT)	18/-	10-3	#20/20
9-16	A	W	27-20	*%Florida State	-1/9	7-6	#
9-23	H	W	52-7	*North Carolina	19/-	3-9	
9-30	H	W	51-0	%Louisiana Tech	18/-	3-10	
10-7	A	W	27-17	*\$Wake Forest	15/-	11-3	#18/17
10-12	N1	W	63-9	%Temple	12/-	1-11	
10-21	H	W	31-7	*%Georgia Tech	12/13	9-5	#
10-26	A	L	7-24	*%Virginia Tech	10/-	10-3	#19/18
11-4	H	L	12-13	*Maryland	19/-	9-4	#
11-11	H	W	20-14	*NC State		3-9	
11-25	H	L	28-31	South Carolina	24/-	8-5	#
12-29	N2	L	20-28	Kentucky		8-5	#

N1 - Charlotte, N.C.; N2 - Nashville, Tenn. (Music City Bowl)

2007 (9-4 OVERALL; 5-3 ACC, T-2ND (ATLANTIC))

Ranked No. 21 by AP, No. 22 by USA Today

Head Coach - Tommy Bowden (9th Season)

Date	Site	W-L	Score	Opponent	AP Ranks	OFRD	OFRK
9-3	H	W	24-18	*%Florida State	-1/19	7-6	#
9-8	H	W	49-26	Louisiana-Monroe		6-6	
9-15	H	W	38-10	Furman	20/-	6-5	
9-22	A	W	42-20	*NC State	15/-	5-7	
9-29	A	L	3-13	*Georgia Tech	13/-	7-6	#
10-6	H	L	23-41	*%\$Virginia Tech	22/15	11-3	#9/9
10-20	H	W	70-14	Central Michigan		8-6	#
10-27	A	W	30-17	*Maryland		6-7	#
11-3	A	W	47-10	*Duke	25/-	1-11	
11-10	H	W	44-10	*Wake Forest	20/-	9-4	#
11-17	H	L	17-20	*%Boston College	15/18	11-3	#10/11
11-24	A	W	23-21	%South Carolina	21/-	6-6	
12-31	N1	L	20-23	%Auburn ^(OT)	15/22	9-4	#15/14

N1 - Atlanta, Ga. (Chick-fil-A Bowl)

2008 (7-6 OVERALL; 4-4 ACC, T-3RD (ATLANTIC))

Head Coach (Games 1-6) - Tommy Bowden (10th Season)

Head Coach (Game 7-13) - Dabo Swinney (1st Season)

Date	Site	W-L	Score	Opponent	AP Ranks	OFRD	OFRK
8-30	N1	L	10-34	%Alabama	9/24	12-2	#6/6
9-6	H	W	45-17	The Citadel	22 ^U /-	4-8	
9-13	H	W	27-9	*NC State	23 ^U /-	6-7	#
9-20	H	W	54-0	SC State	23/-	10-3	
9-27	H	L	17-20	*Maryland	20/-	8-5	#
10-9	A	L	7-12	*%Wake Forest	-1/21	8-5	#
10-18	H	L	17-21	*Georgia Tech		9-4	#22/22
11-1	A	W	27-21	*Boston College		9-5	#
11-8	A	L	27-41	*Florida State	-1/24	9-4	#21/23
11-15	H	W	31-7	*Duke		4-8	
11-22	A	W	13-3	*Virginia		5-7	
11-29	H	W	31-14	\$South Carolina		7-6	#
1-1	N2	L	21-26	Nebraska		9-4	#

N1 - Atlanta, Ga.; N2 - Jacksonville, Fla. (Gator Bowl)

2009 (9-5 OVERALL; 6-2 ACC, 1ST (ATLANTIC))

Ranked No. 24 by AP

Head Coach - Dabo Swinney (2nd Season, 1st Full Season)

Date	Site	W-L	Score	Opponent	AP Ranks	OFRD	OFRK
9-5	H	W	37-14	%\$Middle Tennessee	10-3		#
9-10	A	L	27-30	*%Georgia Tech	-1/15	11-3	#13/13
9-19	H	W	25-7	*\$Boston College		8-5	#
9-26	H	L	10-14	\$TCU	-1/15	12-1	#6/6
10-3	A	L	21-24	*Maryland		2-10	
10-17	H	W	38-3	*\$Wake Forest		5-7	
10-24	A	W	40-37	*Miami (Fla.) ^(OT)	-1/8	9-4	#19/19
10-31	H	W	49-3	\$Coastal Carolina		5-6	
11-7	H	W	40-24	*%Florida State		7-6	#
11-14	A	W	43-23	*NC State	24/-	5-7	
11-21	H	W	34-21	*Virginia	18/-	3-9	
11-28	A	L	17-34	South Carolina	15/-	7-6	#
12-5	N1	L	34-39	%Georgia Tech	25/12	11-3	#13/13
12-27	N2	W	21-13	%Kentucky		7-6	#

N1 - Tampa, Fla. (ACC Championship Game); N2 - Nashville, Tenn. (Music City Bowl)

2010 (6-7 OVERALL; 4-4 ACC, T-4TH (ATLANTIC))

Head Coach - Dabo Swinney (3rd Season, 2nd Full Season)

Date	Site	W-L	Score	Opponent	AP Ranks	OFRD	OFRK
9-4	H	W	35-10	North Texas		3-9	
9-11	H	W	58-21	Presbyterian College		2-9	
9-18	A	L	24-27	%Auburn ^(OT)	-1/16	14-0	#1/1
10-2	H	L	21-30	*Miami (Fla.)	-1/16	7-6	#
10-9	A	L	16-21	*North Carolina		8-5	
10-16	H	W	31-7	*Maryland		9-4	#23/24
10-23	H	W	27-13	*Georgia Tech		6-7	#
10-30	A	L	10-16	*Boston College		7-6	
11-6	H	W	14-13	*NC State	-1/23	9-4	#25/25
11-13	A	L	13-16	*%Florida State		10-4	#17/16
11-20	A	W	30-10	*Wake Forest		3-9	
11-27	H	L	7-29	%South Carolina	-1/18	9-5	#22/22
12-31	N1	L	26-31	South Florida		8-5	#

N1 - Charlotte, N.C. (Meineke Car Care Bowl)

2011 (10-4 OVERALL; 6-2 ACC, 1ST (ATLANTIC))

Ranked No. 22 by AP, No. 22 by USA Today

Head Coach - Dabo Swinney (4th Season, 3rd Full Season)

Date	Site	W-L	Score	Opponent	AP Ranks	OFRD	OFRK
9-3	H	W	43-19	Troy		3-9	
9-10	H	W	35-27	Wofford		8-4	
9-17	H	W	38-24	Auburn	-1/21	8-5	#
9-24	H	W	35-30	*Florida State	21/11	9-4	#23/23
10-1	A	W	23-3	*%Virginia Tech	13/11	11-3	#21/17
10-8	H	W	36-14	*Boston College	8/-	4-8	
10-15	A	W	56-45	*%Maryland	8/-	2-10	
10-22	H	W	59-38	*North Carolina	8/-	7-6	#
10-29	A	L	17-31	*%Georgia Tech	6/-	8-5	#
11-12	H	W	31-28	*Wake Forest	9/-	6-7	#
11-19	A	L	13-37	*NC State	7/-	8-5	#
11-26	A	L	13-34	%South Carolina	18/14	11-2	%9/8
12-3	N1	W	38-10	%Virginia Tech	21/5	11-3	#21/17
1-4	N2	L	33-70	%West Virginia	14/23	10-3	#17/18
N1 - Charlotte, N.C. (ACC Championship Game); N2 - Miami Gardens, FL (Orange Bowl)							

ALL-TIME RESULTS

2013 (11-2 OVERALL; 7-1 ACC, 2ND (ATLANTIC))

Ranked No. 7 by USA Today, No. 8 by AP

Head Coach - Dabo Swinney (6th Season, 5th Full Season)

Date	Site	W-L	Score	Opponent	AP Ranks	OFRD	OFRK
8-31	H	W	38-35	%Georgia	8/5	8-5	#
9-7	H	W	52-13	SC State	4/-	8-4	#
9-19	A	W	26-14	*%NC State	3/-	3-9	#
9-28	H	W	56-7	*Wake Forest	3/-	4-8	#
10-5	A	W	49-14	*Syracuse	3/-	7-6	#
10-12	H	W	24-14	*Boston College	3/-	7-6	#
10-19	H	L	14-51	*%Florida State	3/5	14-0	#1/1
10-26	A	W	40-27	*Maryland	9/-	7-6	#
11-2	A	W	59-10	*Virginia	9/-	2-10	#
11-14	H	W	55-31	*%Georgia Tech	8/-	7-6	#
11-23	H	W	52-6	The Citadel	7/-	5-7	#
11-30	A	L	17-31	%South Carolina	6/10	11-2	#4/4
1-3	N1	W	40-35	%Ohio State	12/7	12-2	#12/10

N1 - Miami Gardens, Fla. (Orange Bowl)

2014 (10-3 OVERALL; 6-2 ACC, 2ND (ATLANTIC))

Ranked No. 15 by USA Today, No. 15 by AP

Head Coach - Dabo Swinney (7th Season, 6th Full Season)

Date	Site	W-L	Score	Opponent	AP Ranks	OFRD	OFRK
8-30	A	L	21-45	Georgia	16/12	10-3	#9/9
9-6	H	W	73-7	SC State	23/-	8-4	#
9-20	A	L	17-23	*%Florida State ^(*)	22/1	13-1	#5/6
9-27	H	W	50-35	*%North Carolina	6-7	7-7	#
10-4	H	W	41-0	*NC State	8-5	8-5	#
10-11	H	W	23-17	*Louisville	9-4	#24/24	#
10-18	A	W	17-13	*Boston College	24/-	7-6	#
10-25	H	W	16-6	*%Syracuse	21/-	3-9	#
11-6	A	W	34-20	*%Wake Forest	19/-	3-9	#
11-15	A	L	6-28	%Georgia Tech	18/24	11-3	#8/7
11-22	H	W	28-0	Georgia State	1-11	1-11	#
11-29	H	W	35-17	South Carolina	23/-	7-6	#
12-29	N1	W	40-6	%Oklahoma	18/-	8-5	#

N1 - Orlando, Fla. (Russell Athletic Bowl)

2015 (14-1 OVERALL; 8-0 ACC, 1ST (ATLANTIC))

National Finalist

Ranked No. 2 by AP, No. 2 by USA Today

Head Coach - Dabo Swinney (8th Season, 7th Full Season)

Date	Site	W-L	Score	Opponent	AP Ranks	OFRD	OFRK
9-5	H	W	49-10	Wofford	12/-	5-6	#
9-12	H	W	41-10	Appalachian State	12/-	11-2	#
9-17	A	W	20-17	*%Louisville	11/-	8-5	#
10-3	H	W	24-22	*%Notre Dame	11/6	10-3	#11/12
10-10	H	W	43-24	*Georgia Tech	6/-	3-9	#
10-17	H	W	34-17	*Boston College	5/-	3-9	#
10-24	A	W	58-0	*Miami (Fla.)	6/-	8-5	#
10-31	A	W	56-41	*NC State	3/-	7-6	#
11-7	H	W	23-13	*Florida State	3/17	10-3	#14/14
11-14	A	W	37-27	*Syracuse	1/-	4-8	#
11-21	H	W	33-13	*Wake Forest	1/-	3-9	#
11-28	A	W	37-32	South Carolina	1/-	3-9	#
12-5	N1	W	45-37	%North Carolina	1/8	11-3	#15/15
12-31	N2	W	37-17	%Oklahoma	1/4	11-2	#5/5
1-11	N3	L	40-45	%Alabama	1/2	14-1	#1/1

N1 - Charlotte, N.C. (ACC Championship Game); N2 - Miami Gardens, Fla. (Orange Bowl); N3 - Glendale, Ariz. (CFP National Championship Game)

2016 (14-1 OVERALL; 7-1 ACC, 1ST (ATLANTIC))

National Champion

Ranked No. 1 by AP, No. 1 by USA Today

Head Coach - Dabo Swinney (9th Season, 8th Full Season)

Date	Site	W-L	Score	Opponent	AP Ranks	OFRD	OFRK
9-3	A	W	19-13	%Auburn	2/-	8-5	#24/22
9-10	H	W	30-24	Troy	2/-	10-3	#
9-17	H	W	59-0	SC State	5/-	5-6	#
9-22	A	W	26-7	*%Georgia Tech	5/-	9-4	#
10-1	H	W	42-36	*%Louisville	5/3	9-4	#21/20
10-7	A	W	56-10	*%Boston College	3/-	7-6	#
10-15	H	W	24-17	*NC State	3/-	7-6	#
10-29	A	W	37-34	*%Florida State	3/12	10-3	#8/8
11-5	H	W	54-0	*Syracuse	3/-	4-8	#
11-12	H	L	42-43	*Pittsburgh	3/-	8-5	#
11-19	A	W	35-13	*%Wake Forest	5/-	7-6	#
11-26	H	W	56-7	*%South Carolina	4/-	6-7	#
12-3	N1	W	42-35	%Virginia Tech	3/19	10-4	#16/16
12-31	N2	W	31-0	%Ohio State	3/2	11-2	#6/6
1-9	N3	W	35-31	%Alabama	3/1	14-1	#2/2

N1 - Orlando, Fla. (ACC Championship Game); N2 - Glendale, Ariz. (Fiesta Bowl); N3 - Tampa, Fla. (CFP National Championship Game)

2017 (12-2 OVERALL; 7-1 ACC, 1ST (ATLANTIC))

Ranked No. 4 by AP, No. 4 by USA Today

Head Coach - Dabo Swinney (10th Season, 9th Full Season)

Date	Site	W-L	Score	Opponent	AP Ranks	OFRD	OFRK
9-2	H	W	56-3	Kent State	5/-	2-10	#
9-9	H	W	14-6	%Auburn	3/13	10-4	#10/12
9-16	A	W	47-21	*%Louisville	3/14	8-5	#
9-23	H	W	34-7	*Boston College	2/-	7-6	#
9-30	A	W	31-17	*%Virginia Tech	2/12	9-4	#24/25
10-7	H	W	28-14	*Wake Forest	2/-	8-5	#
10-13	A	L	24-27	*%Syracuse	2/-	4-8	#
10-28	H	W	24-20	*%Georgia Tech	7/-	5-6	#
11-4	A	W	38-31	*NC State	6/20	9-4	#23/23
11-11	H	W	31-14	*Florida State	4/-	7-6	#
11-18	H	W	61-3	The Citadel	4/-	4-6	#
11-25	A	W	34-10	%South Carolina	4/24 ^c	9-4	#
12-2	N1	W	38-3	%Miami (Fla.)	1/7	10-3	#13/13
1-1	N2	L	6-24	%Alabama	1/4	13-1	#1/1

N1 - Charlotte, N.C. (ACC Championship Game); N2 - New Orleans, La. (Sugar Bowl)

2018 (15-0 OVERALL; 8-0 ACC, 1ST (ATLANTIC))

National Champion

Ranked No. 1 by AP, No. 1 by USA Today

Head Coach - Dabo Swinney (11th Season, 10th Full Season)

Date	Site	W-L	Score	Opponent	AP Ranks	OFRD	OFRK
9-1	H	W	48-7	Furman	2/-	6-4	#
9-8	A	W	28-26	*%Texas A&M	2/-	9-4	#16/16
9-15	H	W	38-7	Georgia Southern	2/-	10-3	#
9-22	A	W	49-21	*Georgia Tech	3/-	7-6	#
9-29	H	W	27-23	*Syracuse	3/-	10-3	#15/15
10-6	A	W	63-3	*Wake Forest	4/-	7-6	#
10-20	H	W	41-7	*NC State	3/16	9-4	#
10-27	A	W	59-10	*Florida State	2/-	5-7	#
11-3	H	W	77-16	*Louisville	2/-	2-10	#
11-10	A	W	27-7	*%Boston College	2/17	7-5	#
11-17	H	W	35-6	*%Duke	2/-	8-5	#
11-24	H	W	56-35	%South Carolina	2/-	7-6	#
12-1	N1	W	42-10	%Pittsburgh	2/-	7-7	#
12-29	N2	W	30-3	Notre Dame	2/3	12-1	#5/5
1-7	N3	W	44-16	Alabama	2/1	14-1	#2/2

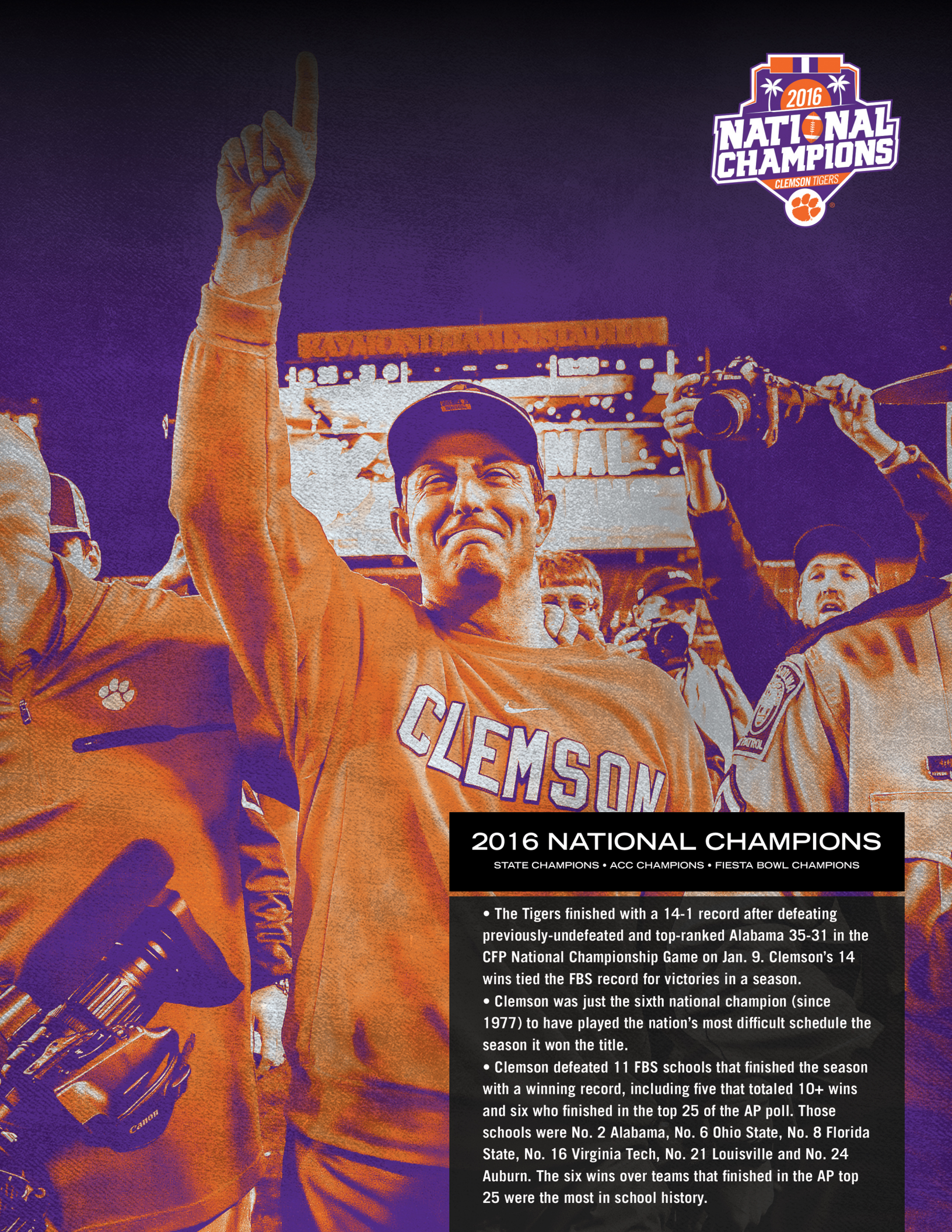
N1 - Charlotte, N.C. (ACC Championship Game); N2 - Arlington, Texas (Cotton Bowl); N3 - Santa Clara, Calif. (CFP National Championship Game)

* - ACC regular-season game; # - selected to a bowl game; % - night game; \$ - played in rain; ^u - coaches poll; ^c - CFP ranking; OFRD - opponent final record; OFRK - opponent final ranking (AP ranking listed first, followed by coaches ranking); Note: Home games in bold; Clemson ranking listed first, followed by opponent rankings for "AP Ranks."

RECORD BY DECADE

Rk	Decade	W-L-T	Win %	Winning Season
1.	2010s	103-22-0	.824	8-1-0
2.	1980s	87-25-4	.767	9-0-1
3.	1950s	64-32-5	.658	7-2-1
4.	1890s	11-6-0	.647	3-0-1
5.	1900s	40-21-7	.640	7-1-2
6.	2000s	79-47-0	.627	10-0-0
7.	1990s	69-47-1	.594	6-3-1
8.	1930s	51-37-7	.574	5-3-2
9.	1940s	51-38-5	.559	4-5-1
10.	1910s	42-35-6	.542	5-3-2
11.	1960s	50-48-2	.510	5-2-3
12.	1970s	56-54-3	.509	4-6-0
13.	1920s	41-47-5	.468	5-5-0
Totals		744-459-45	.614	78-31-14





2016 NATIONAL CHAMPIONS

STATE CHAMPIONS • ACC CHAMPIONS • FIESTA BOWL CHAMPIONS

- The Tigers finished with a 14-1 record after defeating previously-undefeated and top-ranked Alabama 35-31 in the CFP National Championship Game on Jan. 9. Clemson's 14 wins tied the FBS record for victories in a season.
- Clemson was just the sixth national champion (since 1977) to have played the nation's most difficult schedule the season it won the title.
- Clemson defeated 11 FBS schools that finished the season with a winning record, including five that totaled 10+ wins and six who finished in the top 25 of the AP poll. Those schools were No. 2 Alabama, No. 6 Ohio State, No. 8 Florida State, No. 16 Virginia Tech, No. 21 Louisville and No. 24 Auburn. The six wins over teams that finished in the AP top 25 were the most in school history.

AUG. 29
GEORGIA TECH

ACCN
ESPN

SEPT. 7
TEXAS A&M

SEPT. 14
SYRACUSE

SEPT. 21
CHARLOTTE

SEPT. 28
NORTH CAROLINA

OCT. 12
FLORIDA STATE

OCT. 19
LOUISVILLE

OCT. 26
BOSTON COLLEGE

NOV. 2
WOFFORD

NOV. 9
NC STATE

NOV. 16
WAKE FOREST

NOV. 30
SOUTH CAROLINA

ORANGE DENOTES
HOME



TRE MAYNE ANCHURUM
OFFENSIVE TACKLE
SECOND-TEAM ALL-ACC

JOHN SIMPSON
OFFENSIVE GUARD
THIRD-TEAM ALL-ACC

A. J. TERRELL
CORNERBACK
THIRD-TEAM ALL-ACC

XAVIER THOMAS
DEFENSIVE END
FRESHMAN ALL-AMERICAN

JUSTYN ROSS
WIDE RECEIVER
FRESHMAN ALL-AMERICAN