

CLEMSON

BASEBALL

CLEMSON (36-25)

NASHVILLE REGIONAL PARTICIPANT



CLEMSON'S NCAA TOURNEY HISTORY

- Clemson played in its 39th all-time NCAA regional when it participated in the Nashville Regional.
- The 39 appearances are fifth-most in NCAA history, trailing only Texas (56), Florida State (52), Miami (Fla.) (43) and Oklahoma State (40).
- Clemson has been to the NCAA Tournament every year since 1987 except one (2008).
- The Tigers have been to the NCAA Tournament 27 of the last 28 years.
- Clemson has made nine super regional appearances, with its last in 2010.
- The Tigers have made 12 trips to the College World Series, with its last in 2010.
- Clemson has a 113-85 record (.571) in NCAA Tournament games.
- Clemson is 68-45 (.602) under Head Coach Jack Leggett in NCAA Tournament play, including a 40-9 record (.816) in home NCAA Tournament games.
- Leggett has taken the Tigers to a regional 20 times in the 21 years he has been Clemson's head coach.
- Clemson is one of only 14 schools in the nation to play in the NCAA Tournament each of the last six seasons (2009-14).

NCAA TOURNAMENT APPEARANCES

Rk	Team	App.
1.	Texas	56
2.	Florida State	52
3.	Miami (Fla.)	43
4.	Oklahoma State	40
5.	Clemson	39
6.	Arizona State	37
7.	Cal State Fullerton	36
	Southern California	36
9.	Oklahoma	35
10.	St. John's	34

CONSECUTIVE NCAA TOURNEY APPEARANCES

Rk	Team	Streak	Years
1.	Miami (Fla.)	42	1973-14
2.	Florida State	37	1978-14
3.	Cal State Fullerton	23	1992-14
4.	Clemson	21	1987-07
5.	Rice	20	1995-14
6.	Oklahoma State	19	1981-99
7.	Texas	18	1979-96
8.	Louisiana State	17	1989-05
9.	Northern Colorado	15	1952-66
	Oral Roberts	15	1998-12
	South Carolina	15	2000-14

COLLEGE WORLD SERIES APPEARANCES

Rk	Team	App.
1.	Texas	35
2.	Miami (Fla.)	23
3.	Arizona State	22
4.	Florida State	21
	Southern California	21
6.	Oklahoma State	19
7.	Arizona	16
	Cal State Fullerton	16
	Louisiana State	16
	Stanford	16
11.	Clemson	12
12.	South Carolina	11
13.	North Carolina	10
	Northern Colorado	10
	Oklahoma	10

NCAA TOURNAMENT RECAP

- Clemson went 0-2 in the Nashville Regional, hosted by Vanderbilt. The Tigers lost to No. 18 Oregon and Xavier.
- Tyler Krieger led Clemson at the plate by going 4-for-7 (.571) with two doubles and two runs.

ACC TOURNAMENT RECAP

- Clemson had a 2-1 record in the ACC Tournament at Greensboro, N.C. The Tigers beat No. 4 seed Duke (5-3) and No. 1 seed Miami (Fla.) (3-2).

CLEMSON POSITION STARTERS

Pos.	#	Player	B-T	Cl.	G-S	Avg.	HR	RBI	Notes
C	25	Chris Okey	R-R	Fr.	61-61	.248	4	41	Second on the team in RBIs
1B	11	Shane Kennedy	R-R	Sr.	41-37	.218	1	13	Totaled 17 runs and four steals
2B	17	Steve Wilkerson	S-R	Sr.	56-56	.317	6	42	Reached base in his last 26 games as a Tiger
SS	3	Tyler Krieger	S-R	So.	57-57	.338	2	32	Led team and was fifth in ACC in batting average
3B	8	Weston Wilson	R-R	Fr.	55-51	.240	2	23	Had 18 runs and three steals
LF	13	Jay Baum	R-R	Jr.	61-61	.293	1	29	Hit a team-high .317 in ACC regular-season games
CF	18	Tyler Slaton	L-L	Jr.	61-61	.274	3	25	Led the team walks (42) and had 11 steals
RF	9	Steven Duggar	L-R	So.	61-61	.294	1	36	Had a team-high 25 steals
DH	30	Garrett Boulware	R-R	Jr.	61-61	.302	4	35	Had more walks (29) than strikeouts (24)

CLEMSON STARTING PITCHERS

Pos.	#	Pitcher	Cl.	G-S	ERA	W-L	CG	IP	H	R	ER	BB	SO
RHP	23	Daniel Gossett	Jr.	15-15	1.93	7-2	2	107.1	78	25	23	30	107
LHP	44	Matthew Crownover	So.	17-16	2.90	8-6	1	99.1	94	45	32	20	90
RHP	32	Clate Schmidt	So.	20-8	3.68	5-7	0	66.0	65	34	27	28	53
RHP	39	Jake Long	Jr.	16-12	5.30	3-3	0	56.0	55	36	33	32	42

RESULTS

Date	Day	Opponent (Rk)	W-L	Score
2-14	Fri	Eastern Michigan	L ⁽¹⁰⁾	5 - 6
2-15	Sat	Eastern Michigan	W	5 - 3
2-16	Sun	Eastern Michigan	W	9 - 7
2-21	Fri	Maine	W	5 - 2
2-22	Sat	Maine	W	13 - 3
2-23	Sun	Maine	W	10 - 2
2-25	Tue	Presbyterian College	W	4 - 2
2-28	Fri	at South Carolina (3-5-14)	L	6 - 9
3-1	Sat	# South Carolina (3-5-14)	L	2 - 10
3-2	Sun	South Carolina (3-5-14)	L	3 - 5
3-4	Tue	at Western Carolina	L	10 - 18
3-7	Fri	* Virginia Tech	W	7 - 6
3-8	Sat	* Virginia Tech	W	12 - 2
3-9	Sun	* Virginia Tech	W	11 - 4
3-12	Wed	Appalachian State	W	2 - 1
3-14	Fri	* at Wake Forest	L	3 - 4
3-15	Sat	* at Wake Forest ⁽¹⁾	W	16 - 6
3-15	Sat	* at Wake Forest ⁽²⁾	W	7 - 4
3-18	Tue	at Georgia Southern	L	5 - 14
3-19	Wed	at Georgia Southern	W	5 - 4
3-21	Fri	* Florida State (2-2-1)	W	9 - 3
3-22	Sat	* Florida State ⁽¹⁾ (2-2-1)	L	1 - 11
3-22	Sat	* Florida State ⁽²⁾ (2-2-1)	L	3 - 4
3-25	Tue	at Georgia	W	16 - 4
3-28	Fri	* Maryland ⁽¹⁾ (NR-25-NR)	W	3 - 1
3-28	Fri	* Maryland ⁽²⁾ (NR-25-NR)	W	7 - 1
4-1	Tue	Furman	W	13 - 2
4-2	Wed	Winthrop	W	4 - 2
4-5	Sat	* NC State	W	6 - 1
4-6	Sun	* NC State	L	4 - 9
4-7	Mon	* NC State	L	1 - 7
4-8	Tue	Georgia	L	2 - 6
4-11	Fri	* at Virginia (2-3-2)	L	2 - 3
4-12	Sat	* at Virginia (2-3-2)	W	7 - 1
4-13	Sun	* at Virginia (2-3-2)	L	0 - 1
4-15	Tue	Coastal Carolina	W	9 - 6
4-18	Fri	* at Pittsburgh	W ⁽¹¹⁾	3 - 2
4-19	Sat	* at Pittsburgh	W	3 - 0
4-20	Sun	* at Pittsburgh	L	4 - 13
4-22	Tue	Liberty	L	3 - 4
4-23	Wed	Western Carolina	W	11 - 3
4-25	Fri	* Miami (Fla.) (15-11-19)	L	2 - 5
4-26	Sat	* Miami (Fla.) (15-11-19)	L ⁽¹²⁾	2 - 3
4-27	Sun	* Miami (Fla.) (15-11-19)	L	2 - 10
5-2	Fri	James Madison	W	8 - 0
5-3	Sat	James Madison	W	9 - 4
5-4	Sun	# UNLV	W	6 - 2
5-5	Mon	UNLV	W	5 - 2
5-7	Wed	High Point	W	1 - 0
5-9	Fri	* at Notre Dame	L	1 - 2
5-10	Sat	* at Notre Dame	W	8 - 0
5-11	Sun	* at Notre Dame	L	3 - 11
5-13	Tue	# at Furman	W	7 - 2
5-15	Thu	* Boston College	W	8 - 4
5-16	Fri	* Boston College	L	1 - 3
5-17	Sat	* Boston College	W ⁽¹³⁾	10 - 9
5-21	Wed	+ Duke	W	5 - 3
5-22	Thu	+ Miami (Fla.) (6-3-11)	W	3 - 2
5-23	Fri	+ Georgia Tech	L	0 - 3
5-30	Fri	\$ Oregon (NR-20-18)	L	1 - 18
5-31	Sat	\$ Xavier	L	4 - 6

* - ACC regular-season game; # - Greenville, S.C. (Fluor Field); + - ACC Tournament at Greensboro, N.C.; \$ - NCAA Regional at Nashville, Tenn.; Note: Home games in **bold**; rankings by Baseball America, Collegiate Baseball, USA Today.

CLEMSONTIGERS.COM



@CLEMSONBASEBALL

QUICK FACTS

Nickname	Tigers
Location	Clemson, S.C. 29633
Colors	Tiger Orange & Regalia
Founded	1889
Enrollment	21,303
President	Dr. James P. Clements (Maryland-Baltimore County '85)
Director of Athletics	Dan Radakovich (Indiana (Pa.) '80)
Conference	Atlantic Coast Conference (Atlantic Division)
Facility (Capacity)	Doug Kingsmore Stadium (6,016)
Year Opened	1970
Dimensions	LL - 310, LC - 360, C - 390, RC - 365, RL - 320
Record Crowd	6,480 (March 7, 2004 vs. South Carolina)
Head Coach	Jack Leggett (Maine '76)
Record at Clemson	923-451-1 (21 seasons)
Overall Record	1300-741-1 (35 seasons)
Assistant Coaches	Dan Pepicelli (SUNY Cortland '90) Bradley LeCroy (Clemson '01) Stephen Faris (Clemson '13)
First Year of Baseball	1896
Seasons of Baseball	117
All-Time Overall Record	2677-1491-30
All-Time ACC Regular-Season Record	749-398-4
All-Time ACC Tournament Record	105-66
All-Time NCAA Tournament Record	113-85
All-Time Regional & Super Regional Record	101-61
All-Time College World Series Record	12-24
ACC Championships	14 (1954, 58, 59, 67, 76, 78-81, 89, 91, 93, 94, 06)
NCAA Tournament Appearances	39 (1947, 50, 58, 59, 67, 75-81, 87-07, 09-14)
College World Series Appearances	12 (1958, 59, 76, 77, 80, 91, 95, 96, 00, 02, 06, 10)
All-Americans	54
First-Team All-ACC Players	99

MEDIA SERVICES

CLEMSON ATHLETIC COMMUNICATIONS

Baseball Contact	Brian Hennessy (Clemson '98)
Email	bhenness@clemson.edu
Office Phone	864-656-1921
Cell Phone	864-986-9046
Press Box Phone	864-656-7731
Ticket Office Phone	1-800-CLEMSON
Website	ClemsonTigers.com
Twitter/Instagram	@ClemsonBaseball



ACC MEDIA RELATIONS

George Lane is the baseball athletic communications contact at the ACC office. He can be reached at 336-851-6062 or via email at glane@theacc.org.

CREDENTIALS

Members of the working press who desire a media credential to a Clemson baseball home game should contact **Brian Hennessy** at 864-656-1921. There is space for 18 writers in the Doug Kingsmore Stadium press areas, plus booths for each team's radio network. Season credentials and credentials on a game-by-game basis are issued. Members of the media must request a pass at least one day prior to each game/series to ensure admittance.

INTERVIEW POLICY

Head Coach **Jack Leggett** can be reached in the baseball office in Jerry Athletic Center at 864-656-1921. The best time to contact **Leggett** in the office is weekday mornings.

Contact Senior Associate Athletic Communications Director **Brian Hennessy** and accommodations can be made to interview coaches and players. The locker room is closed to the media following games, therefore, postgame interviews are conducted outside the Clemson (first-base) dugout. See the opposing contact for opponent interview procedures.

WEBSITE & SOCIAL MEDIA

Up-to-date stats, notes, stories and box scores can be found on Clemson's official website (ClemsonTigers.com). Live online video, live audio and live stats can also be accessed on the ClemsonTigers.com baseball schedule page. Fans can follow @ClemsonBaseball on Twitter and Instagram as well.

- Steve Wilkerson's walkoff single in the ninth inning lifted Clemson to a 3-2 win over No. 3 Miami on May 22 after the Tigers trailed 2-0.
- Clemson hit .245 with 16 walks and a .362 on-base percentage in the tourney. Garrett Boulware and Wilkerson both went 4-for-11 (.364).
- The pitching staff had a 2.67 ERA, .228 opponents' batting average and 23 strikeouts against only seven walks in 27.0 innings pitched.

QUICK HITS

- Clemson won its last 18 games when scoring at least five runs and its last 20 games when scoring at least six runs.
- Clemson was 30-5 when outhitting the opponent and 4-18 when getting out-hit.
- Clemson had 13 outfield assists, including a team-high five by Steven Duggar.

ATTENDANCE

- Clemson averaged 4,379 fans per home date (33) in 2014, the ninth-highest figure in the nation.
- Clemson has had a top-20 national figure in average attendance 21 straight seasons and a top-10 figure 13 years in a row.

ACC STANDINGS

- Clemson finished tied for second (with Maryland) in the ACC Atlantic Division standings with a 15-14 mark behind Florida State (21-9).
- Overall, Clemson tied for fifth behind Miami (Fla.) (24-6), Virginia (22-8), Florida State and Duke (16-14).
- Including ACC Tournament games, Clemson's 17-15 record against ACC teams was fourth-best in the conference.

ACC SPEED

- Clemson was first in the ACC in steals with 89, an average of 1.5 steals per game.
- Steven Duggar (25), Tyler Krieger (19) and Tyler Slaton (11) led the team in steals. Duggar tied for second in the ACC in steals.

FIRST INNING

- Clemson scored 49 runs in the first inning, the most by the Tigers in any inning.
- Clemson's .331 batting average in the first inning was best in an inning by 49 points (.282 in the third inning).
- The Tigers had a .425 on-base percentage in the first inning, best in an inning by 54 points (.371 in the ninth inning).

WINNING SEASONS THE NORM

- The Tigers have had a winning record every year since 1965.
- With its 36-25 record in 2014, Clemson had a winning record for the 50th season in a row.
- That 50-year streak spans just two head coaches, Bill Wilhelm (29 seasons) and Jack Leggett (21 seasons).
- Clemson's 50-year streak is the third-longest active streak in the nation, trailing two ACC schools (Florida State 67, Miami (Fla.) 57).
- Clemson has had a non-losing record, which includes seasons with equal number of wins and losses, every season since 1958.
- Bill Wilhelm took over as head coach of the Clemson program in 1958, therefore the Tigers have not had a losing record since he took over.
- Clemson's 57-year streak of non-losing records is tied for the second-longest active streak in the nation, trailing only Florida State (67).

LONGEST ACTIVE WINNING SEASON STREAKS

Rk	School	LNWS	W-L	Streak
1.	Florida State	-----	-----	67
2.	Miami (Fla.)	1957	11-12	57
3.	Clemson	1964	13-13	50
4.	Wichita State	1970	6-17	44
5.	Cal State Fullerton	-----	-----	40
6.	Oklahoma State	1977	16-28	37
7.	Georgia Tech	1981	14-24	33
8.	Louisiana State	1981	23-30	33
9.	Arizona State	1985	31-35	29
10.	Rice	1991	16-34	23

LNWS - last non-winning season

NCAA STAT FINISHES

- Clemson and its players finished in the top 25 in the nation in the following statistical categories.

CLEMSON'S TOP-25 NCAA STAT FINISHES

Team/Player	Category	Stat	Rank
Clemson	Strikeouts/9 IP	8.15	11
Clemson	Doubles	116	T-18
Clemson	Stolen Bases	89	T-20
Clemson	Sacrifice Flies	32	T-23
Garrett Boulware	Sacrifice Flies	8	T-10
Daniel Gossett	Strikeouts	107	22

SEVEN TIGERS NAMED TO ALL-ACC TEAM

- Seven Tigers earned First, Second or Third-Team All-ACC honors, tied for second-most by an ACC team.
- Daniel Gossett was a First-Team All-ACC starting pitcher, Clemson's first First-Team All-ACC starting pitcher since D.J. Mitchell in 2008.
- Garrett Boulware (DH/UT), Tyler Krieger (SS) and Steve Wilkerson (2B) all earned Second-Team All-ACC honors.
- Jay Baum (OF), Matthew Crownover (SP) and Steven Duggar (OF) all earned Third-Team All-ACC honors.
- Five of Clemson's nine position players and two of its three weekend starting pitchers earned All-ACC accolades.
- It was the third time Wilkerson earned Second-Team All-ACC honors and the second time Gossett earned All-ACC honors.

SIX TIGERS RECEIVED DEGREES IN MAY

- Clay Bates, Matt Campbell, Joe Costigan, Mike Dunster, Jon McGibbon and Steve Wilkerson all graduated on May 9.
- The six Tigers were unable to attend commencement ceremonies due to Clemson's series at Notre Dame.
- The six Tigers received diplomas from President Jim Clements on the field prior to Clemson's game against Boston College on May 16.

ALL-ACC ACADEMIC TIGERS

- Senior Matt Campbell was one of four Tigers named to the All-ACC Academic team. He earned the honor for the third time.
- Sophomores Matthew Crownover and Steven Duggar earned All-ACC Academic team honors for the second time in as many years.
- Sophomore Tyler Krieger was named to the All-ACC Academic team for the first time.
- To be eligible, a student-athlete must record a 3.0 GPA the previous semester and maintain a 3.0 cumulative GPA during his academic career.

ROCK SOLID DUO

- The duo of weekend starters Daniel Gossett and Matthew Crownover were a bright spot of the pitching staff in 2014.
- The duo combined for a 15-8 record, 2.40 ERA and 197 strikeouts against 50 walks and allowed 172 hits in 206.2 innings pitched.
- Gossett was 7-2 with a 1.93 ERA and Crownover was 8-6 with a 2.90 ERA.

NOTES

- In ACC regular-season games, the duo combined for a 10-5 record, 1.80 ERA and 116 strikeouts and allowed just 96 hits in 135.0 innings pitched.
- In ACC regular-season games, Gossett was 5-1 with a 1.45 ERA and Crownover was 5-4 with a 2.16 ERA.

FIVE REGULAR STARTERS

- Five Tigers (Jay Baum, Garrett Boulware, Steven Duggar, Chris Okey, Tyler Slaton) started all 61 games in 2014.
- Since 1989, when Clemson first tracked starts by position players, no previous Tiger team had more than three players start every game.
- Duggar (RF) and Slaton (CF) started all 61 games of the 2014 season at the same position.
- Duggar (RF), a sophomore, has started all 123 games of the 2013 and 2014 seasons at the same position.

13 STRIKEOUT CLUB

- Sophomore lefthander Zack Erwin and Daniel Gossett both struck out 13 batters in a game in did so just three days apart in April.
- Against Western Carolina on April 23, Erwin struck out 13 in 7.0 innings pitched to earn the win in Clemson's 11-3 victory.
- Against No. 11 Miami (Fla.) on April 26, Gossett struck out 13 and allowed just one run in 9.0 innings pitched.
- Before those two outings, the previous time a Tiger struck out 13 in a game was April 3, 2012, when Gossett struck out 13 against Winthrop.

SIX TIGERS PICKED IN THE DRAFT

- Six Tigers were selected in the 2014 major league draft, tied for 15th-most in the nation.
- Daniel Gossett was selected on the first day of the draft as a second-round pick (No. 65 overall) by the Oakland Athletics.
- Steve Wilkerson (eighth round, No. 241 overall, Orioles) and Matt Campbell (ninth round, No. 279 overall, Dodgers) were picked on day two.
- Garrett Boulware (16th round), Jay Baum (21st round) and Matthew Crownover (21st round) were all drafted on day three.
- Jack Leggett has had 102 players drafted in his 21 seasons as head coach at Clemson.
- A total of 18 of those 102 players were drafted twice, meaning a Tiger has been drafted 120 times in Leggett's tenure at Clemson.
- Fourteen more Tigers have signed a free-agent contract as well.

2014 TIGER DRAFTIES

#	Player	Pos.	Cl.	Rd	Pick	Team
23	Daniel Gossett	RHP	Jr.	2	65	Athletics
17	Steve Wilkerson	INF	Sr.	8	241	Orioles
36	Matt Campbell	RHP	Sr.	9	279	Dodgers
30	Garrett Boulware	C/OF	Jr.	16	485	Reds
13	Jay Baum	INF/OF	Jr.	21	621	Mariners
44	Matthew Crownover	LHP	So.	21	628	Giants

LEGGETT BY THE NUMBERS

- Leggett was inducted into the ABCA Hall of Fame on Jan. 3, 2014 in Dallas, Texas.
- In 35 overall years, he has 1,300 wins, tied for ninth in Division I history and fifth-most among active coaches.
- He won his 1,300th career game in Clemson's 3-2 walkoff win over No. 3 Miami (Fla.) in the ACC Tournament in Greensboro, N.C. on May 22.
- His 923 wins as head coach at Clemson (1994-14) are seventh-most in the nation during that span.
- He has led Clemson to a winning ACC regular-season record 20 times in 21 seasons.
- He has 236 top-25 wins, 128 top-10 wins and 63 top-five wins as head coach at Clemson.

BATES SOLIDIFIED BULLPEN

- Junior righthander Clay Bates had a 4.11 ERA, one save and a .248 opponents' batting average in 27 relief appearances.
- He only allowed five extra-base hits in 30.2 innings pitched.
- He allowed only four steals in eight attempts.
- He has 45 groundball outs compared to only 16 flyball outs.

BAUM KEY TO CLEMSON'S OFFENSE

- Junior infielder and outfielder Jay Baum was Clemson's best hitter in league games, as he hit .317 in ACC regular-season contests.
- He had 11 doubles, one triple, 13 RBIs, 15 runs and five steals in ACC regular-season games. The 11 doubles tied for most in the ACC.
- He was named to the Gregg Olson Award Watch List in May. The award goes to the "Breakout Player-of-the-Year."
- Overall, he hit .293 with 16 doubles, two triples, one homer, 29 RBIs, 29 runs and eight steals.
- He had the same number of walks (19) as strikeouts (19) in 215 at-bats.
- He reached base as the leadoff batter of an inning 25 times in 54 chances (46 percent).
- Clemson was 13-1 when he totaled multiple hits.
- He started 33 games in left field, 17 games at shortstop and 11 games at third base.
- Since becoming the everyday shortstop at the beginning of May, he committed only three errors in 64 chances (.953 fielding percentage).
- In 97 combined chances at shortstop and third base, he committed only four errors (.959 fielding percentage).
- He hit a walkoff double on an 0-2 pitch with two outs in the 13th inning to lift Clemson to a 10-9 win over Boston College on May 17.

BOULWARE PICKED UP

- Junior catcher and outfielder Garrett Boulware was Clemson's top offensive player in 2013 and matched many of his numbers in 2014.
- He hit .302 with 16 doubles, four homers, 35 RBIs, 38 runs, 29 walks, 24 strikeouts and a .380 on-base percentage in 61 games.
- As a catcher, he was 31-for-81 (.383) with seven doubles, three homers, 19 RBIs, a .580 slugging percentage and .447 on-base percentage.
- He was named to the Johnny Bench Award Watch List. It was the second year in a row on the list.

CAMPBELL CLOSED

- Senior righty Matt Campbell allowed just three earned runs in 32.0 innings pitched (0.84 ERA) over 25 relief appearances as the closer.
- He was one of 50 players named to the NCBWA Stopper-of-the-Year Award Watch List in April.
- He was 4-0 and gave up just 16 hits (.144 opponents' batting average) with 45 strikeouts (12.66 strikeouts per nine innings pitched).
- He had eight of the team's 13 saves.
- In 17.0 innings pitched in ACC regular-season games, he allowed seven hits (.121 opponents' batting average) and no runs with 24 strikeouts.
- In 108.2 innings pitched over 78 relief appearances in his career, he was 7-3 with 19 saves, a 2.73 ERA and .175 opponents' batting average.
- His 19 career saves are third-most in Tiger history.
- His 78 career relief appearances are tied for fourth-most in Clemson history.
- He had 134 strikeouts in his career. His 11.10 strikeouts-per-nine-innings-pitched mark is second-best in Tiger history.

HEAD COACH JACK LEGGETT

Born: March 5, 1954 in Bangor, Maine
Education: Physical education (B.A.), minor in history at Maine (1976) ... teacher education (M.A.) at Vermont (1980).
Playing Experience: Four-year letterman (baseball) at Maine (1973-76) ... three-year letterman (football) at Maine (1974-76).



Coaching Experience: Head coach at Vermont (1978-82) ... head coach at Western Carolina (1983-91) ... assistant head coach at Clemson (1992,93) ... head coach at Clemson (1994-14).

Family: Son, Tanner, and daughter, Colby ... wife, Karen.

LEGGETT'S CLEMSON HEAD COACHING RECORD

Year	Overall	ACC	Finish	NCAA
1994^	57-18	20-4	1st	Regional
1995	54-14	20-4	1st	CWS
1996	51-17	17-7	2nd	CWS
1997	41-23	13-10	4th	Regional
1998	43-16	14-9	T-2nd	Regional
1999	42-27	13-10	3rd	Super Regional
2000	51-18	17-7	2nd	CWS
2001	41-22	17-7	2nd	Super Regional
2002	54-17	16-8	4th	CWS
2003	39-22	15-9	T-3rd	Regional
2004	39-26	14-10	T-4th	Regional
2005	43-23	21-9	2nd	Super Regional
2006^	53-16	24-6	*1st	CWS
2007	41-23	18-12	*2nd	Super Regional
2008	31-27-1	11-18-1	*4th	-----
2009	44-22	19-11	*2nd	Super Regional
2010	45-25	18-12	*T-1st	CWS
2011	43-20	17-13	*2nd	Regional
2012	35-28	16-14	*3rd	Regional
2013	40-22	18-12	*3rd	Regional
2014	36-25	15-14	*T-2nd	Regional

* - Atlantic Division; ^ - ACC Tournament Champion

LEGGETT'S HEAD COACHING RECORD BY SCHOOL

School	Seasons	Years	W-L	Win %
Vermont	5	1978-82	75-61	.551
Western Carolina	9	1983-91	302-229	.569
Clemson	21	1994-14	923-451-1	.672
Totals	35	1978-91,94-14	1300-741-1	.637

LEGGETT VS. ACC AS CLEMSON HEAD COACH

Team	Overall	Home	Away	Neutral
Boston College	20-7	10-5	10-2	0-0
Duke	47-16-1	25-5	20-9-1	2-2
Florida State	36-43	20-13	10-20	6-10
Georgia Tech	42-35	21-8	10-20	11-7
Maryland	54-10	27-3	24-7	3-0
Miami (Fla.)	15-14	8-7	4-5	3-2
North Carolina	32-31	14-13	14-13	4-5
NC State	47-27	23-9	15-15	9-3
Notre Dame	1-2	0-0	1-2	0-0
Pittsburgh	2-1	0-0	2-1	0-0
Virginia	33-32	17-10	14-16	2-6
Virginia Tech	20-5	12-0	8-4	0-1
Wake Forest	47-22	25-5	19-14	3-3
Totals	396-245-1	202-78	151-128-1	43-39

Note: Includes records vs. teams as ACC members.

ALL-TIME WINNINGEST DIVISION I HEAD COACHES

Rk	Head Coach	Current/Last School	Wins
1.	Gene Stephenson	Wichita State	1837
2.	*Augie Garrido	Texas	1834
3.	*Mike Martin	Florida State	1813
4.	*Mark Marquess	Stanford	1530
5.	*Jim Morris	Miami (Fla.)	1435
6.	Cliff Gustafson	Texas	1427
7.	Ron Polk	Mississippi State	1373
8.	Rod Dedeaux	Southern California	1342
9.	*Jack Leggett	Clemson	1300
	Bob Bennett	Fresno State	1300
11.	*Jim Gilligan	Lamar	1276
12.	Ron Fraser	Miami (Fla.)	1267
13.	Jack Stallings	Georgia Southern	1255
14.	*Pete Dunn	Stetson	1254

* - active; Note: Through games of June 25, 2014.

TIGER TIDBITS

CLEMSON'S RECORD...

In All Games	36-25
In Home Games	22-12
In Away Games	11-9
In Neutral Games	3-4
In All ACC Regular-Season Games	15-14
In Home ACC Regular-Season Games	7-8
In Away ACC Regular-Season Games	8-6
In All Non-ACC Regular-Season Games	19-8
In Home Non-ACC Regular-Season Games	15-4
In Away Non-ACC Regular-Season Games	3-3
In Neutral Non-ACC Regular-Season Games	1-1
In ACC Tournament Games	2-1
In NCAA Tournament Games	0-2
In February	6-2
In March	11-7
In April	8-10
In May	11-6
On Monday	1-1
On Tuesday	5-4
On Wednesday	6-0
On Thursday	2-0
On Friday	7-9
On Saturday	11-5
On Sunday	4-6
After a Loss	12-12
Against Top-25 Teams	5-11
Against Top-10 Teams	3-7
Against Top-5 Teams	3-7
In Day Games	20-13
In Night Games	16-12
Against Lefty Starters	15-13
Against Righty Starters	21-12
In 1-Run Games	7-8
In 2-Run Games	6-3
In 3-Run Games	5-3
When Scoring First	24-8
When Scoring in the 1st Inning	17-8
When Leading at the End of 6 Innings	32-3
When Trailing at the End of 6 Innings	2-20
When Tied at the End of 6 Innings	2-2
When Leading at the End of 7 Innings	31-2
When Trailing at the End of 7 Innings	2-22
When Tied at the End of 7 Innings	3-1
When Leading at the End of 8 Innings	31-1
When Trailing at the End of 8 Innings	1-23
When Tied at the End of 8 Innings	4-1
In Extra Innings	2-2
When Scoring 5 or More Runs	28-4
When Allowing Less Than 5 Runs	31-9
When Out-Hitting Opponents	30-5
When Clemson Had 10 or More Hits	25-5
When Clemson Hit a Home Run	18-4
When Clemson Committed 0 or 1 Error	26-11
In the Last 10 Games	5-5
On Grass Infields	29-19
On Artificial Surface Infields	7-6
When Wearing Camouflage Jerseys	0-1
When Wearing Orange Jerseys	7-6
When Wearing Purple Jerseys	13-12
When Wearing White Jerseys	16-6

INNING-BY-INNING SCORING

Team	1	2	3	4	5	6	7	8	9	Ex.
Clemson	49	28	42	38	40	31	26	43	37	3
Opponents	27	25	37	26	50	36	27	23	31	3

WEEKLY RANKINGS

Date	BA	CB	USA	W-L	Date	BA	CB	USA	W-L
Pre	13	21	16	2-1	4-21	22	---	20	1-4
2-17	13	20	NP	3-0	4-28	---	---	---	3-0
2-24	11	16	NP	1-3	5-5	---	---	24	3-2
3-3	15	---	20	3-1	5-12	---	---	---	3-1
3-10	14	---	18	3-1	5-19	---	---	---	2-1
3-17	13	---	18	2-3	5-26	---	---	---	0-2
3-24	20	---	22	3-0	6-3	NP	---	NP	0-0
3-31	16	23	15	3-1	6-10	NP	---	NP	0-0
4-7	14	22	14	1-4	Final	---	---	---	---
4-14	22	---	20	3-1	NP - no poll				

- His 5.47 hits-per-nine-innings-pitched mark is second-best in Clemson history.
- In 58.1 career innings pitched in ACC regular-season games, he was 3-1 with seven saves, a 2.62 ERA and .146 opponents' batting average.

CROWNOVER SPED UP

- Sophomore lefthander Matthew Crownover had "Tommy John" surgery in March of 2012 and was not 100 percent as a freshman in 2013.
- He was 8-6 with a 2.90 ERA and 90 strikeouts against only 20 walks in 99.1 innings pitched over 17 appearances (16 starts) in 2014.
- He has a 15-9 career record and 2.60 ERA along with 135 strikeouts against 37 walks in 169.1 innings pitched over 32 outings (30 starts).
- His 1.97 walks per nine innings pitched is third in Clemson history, his 3.65 strikeout-to-walk ratio is fourth and his 2.60 ERA is ninth.
- He pitched his first career complete game in Clemson's 7-1 win in the second game of a doubleheader at No. 25 Maryland on March 28.
- In his complete game against the Terrapins, he allowed just four hits and no walks with nine strikeouts.

DUGGAR RODE LAST SEASON'S WAVE

- Sophomore outfielder Steven Duggar hit .294 with 11 doubles, three triples, one homer, 36 RBIs, 45 runs and a team-high 25 steals.
- He had a team-high 22 multiple-hit games.
- He was 27-for-80 (.338) with runners in scoring position.
- Thanks to his strong arm, he had five outfield assists in 2014 and has 14 in his career.
- He had a 19-game hitting streak, which included the last nine games of 2013 and the first 10 games of 2014.
- He has started all 123 games of his Tiger career in right field.

ERWIN LIMITED DAMAGE

- Sophomore lefthander Zack Erwin was valuable as both a long and short reliever along with being a starter in 2014.
- He was 4-3 with two saves, a 4.21 ERA and .222 opponents' batting average in 72.2 innings pitched over 26 appearances (seven starts).
- He had 62 strikeouts against 28 walks.
- As a reliever, he was 1-0 with a 3.44 ERA and .203 opponents' batting average along with 30 strikeouts in 19 outings.
- He allowed only five of 26 inherited runners to score.
- Against Western Carolina on April 23, he struck out 13 batters in 7.0 innings pitched to earn the win.
- He tossed a six-hit shutout with four strikeouts against no walks in Clemson's 8-0 win over James Madison on May 2.

GOSSETT TOPPED ROTATION

- Junior righthander Daniel Gossett was Clemson's Friday starter all of 2013 and was the same for most of the 2014 season.
- He had a 7-2 record, 1.93 ERA, .202 opponents' batting average and 107 strikeouts against 30 walks in 107.1 innings pitched (15 starts).
- His 107 strikeouts were the most by a Tiger since 1996 (Kris Benson).
- He pitched two shutouts in 2014 and has three in his career. He was the only pitcher to toss two shutouts in ACC regular-season games.
- He was one of 21 semifinalists for the Golden Spikes Award and was a First-Team All-ACC selection as a starting pitcher.

- He was a second-team All-American by Collegiate Baseball and third-team All-American according to Perfect Game.
- He won the Stowe Award, given to the team's most valuable pitcher. It was the second year in a row he received the award.
- In nine ACC regular-season starts, he was 5-1 with a 1.45 ERA, .169 opponents' batting average and 68 strikeouts in 68.1 innings pitched.
- He was third in the ACC in ERA and second in ERA in ACC regular-season contests.
- In 13 of his 15 starts, Clemson either held the lead (11) or the score was tied (2) when he left the game.
- He tied for the team lead in pickoffs (3).
- Opponents were 13-for-102 (.127) with runners in scoring position and 5-for-51 (.098) with runners in scoring position and two outs.
- Opponents were 22-for-125 (.176) with two outs.
- He earned the win against No. 1 Florida State on March 21 by allowing one run on four hits with eight strikeouts in 7.1 innings pitched.
- He earned the victory at No. 2 Virginia on April 12 by allowing just one run on five hits in 7.0 innings pitched.
- He tossed a three-hit shutout with seven strikeouts in Clemson's 3-0 win at Pittsburgh on April 19 to earn ACC Pitcher-of-the-Week honors.
- He struck out 13 batters and allowed just one run on seven hits in 9.0 innings pitched against No. 11 Miami (Fla.) on April 26.
- He pitched a four-hit shutout with 11 strikeouts in Clemson's 8-0 victory at Notre Dame on May 10.
- He earned national player-of-the-week honors by Collegiate Baseball and ACC Pitcher-of-the-Week honors for his shutout at Notre Dame.
- In his career, he was 23-9 with a 2.80 ERA, .211 opponents' batting average and 285 strikeouts against 107 walks in 282.2 innings pitched.
- He is seventh in Tiger history in strikeouts, 10th in strikeouts per nine innings pitched (9.11) and tied for 10th in wins.

KENNEDY MADE SPLASH WITH RETURN

- Senior first-baseman Shane Kennedy tore his ACL on Oct. 20, 2013, but made a quick recovery and only missed the first 18 games.
- He took over the starting job at first base for most of the season and hit .218 with six doubles, one triple, one homer and 13 RBIs.
- In the first game of a doubleheader at Maryland on March 28, he went 4-for-4 with a homer and the go-ahead, run-scoring triple in the ninth.
- He hit the game-winning double with two outs in the 11th inning to lift Clemson to a 3-2 win at Pittsburgh on April 18.

KRIEGER LED TEAM AT THE PLATE

- Sophomore infielder Tyler Krieger hit .338 with 18 doubles, two homers, 32 RBIs, 49 runs, a .410 on-base percentage and 19 steals.
- He led or tied for the team lead in batting average, runs, hits, doubles, on-base percentage and sacrifice bunts (6) despite missing four games.
- He had more walks (25) than strikeouts (24) in 219 at-bats.
- He reached base safely in 21 consecutive games from April to May.
- He had a 16-game hitting streak, which included the last game of 2013 and first 15 games of 2014.
- He started each of his first 101 games as a Tiger at shortstop before suffering an injury that forced him to miss a game on April 22.
- He was one of 35 players named to the Brooks Wallace Shortstop-of-the-Year Award Watch List in April.

LONG BOOKENDED ROTATION

- Junior righthander Jake Long was the Sunday starter most of 2014 after sitting out the 2013 season due to NCAA transfer rules.
- In 56.0 innings pitched over 16 appearances (12 starts), he was 3-3 with a 5.30 ERA and 42 strikeouts.
- He had a solid .255 opponents' batting average.
- He held opponents to a .229 batting average with two outs.
- He tied for the team lead in pickoffs (3).
- Against No. 1 Florida State in the second game of a doubleheader on March 22, he allowed just one run on three hits in 6.0 innings pitched.
- He gave up just one run on four hits in 5.0 innings pitched at No. 2 Virginia on April 13.

McGIBBON CAME THROUGH IN CLUTCH

- Senior first-baseman Jon McGibbon persevered through rough times in 2014, but came up big when Clemson needed him most.
- The Tigers trailed Boston College 9-6 with the bases loaded and two outs in the ninth inning at Doug Kingsmore Stadium on May 17.
- He laced a bases-clearing double to tie the score in a game Clemson went on to win 10-9 in 13 innings. He did so on Senior Day.
- The win gave Clemson the No. 5 seed in the ACC Tournament. The Tigers would have been in a play-in game as the No. 8 seed with a loss.
- He was making his first start since March 18 at Georgia Southern after starting 17 of the first 19 games in 2014.
- He delivered again when he came off the bench and blasted a solo homer to tie the score against No. 3 Miami (Fla.) in the ACC Tournament.
- McGibbon hit .221 with five doubles, three homers and 18 RBIs in 49 games (22 starts).
- In his 27 games off the bench, he was 9-for-19 (.474) with two homers, one double, nine RBIs, four runs and two walks.
- As a pinch-hitter, he was 4-for-9 (.444).
- In his last 27 games, he was 12-for-30 (.400) with two doubles, two homers, 10 RBIs, a .667 slugging percentage and .514 on-base percentage.

MOYER STEPPED UP IN BULLPEN

- Freshman righthander Drew Moyer provided valuable innings in long relief in 2014.
- In 39.0 innings pitched over a team-high 28 appearances, all in relief, he was 5-1 with two saves, a 3.46 ERA and 32 strikeouts.
- In 36.2 innings pitched over his last 24 appearances, he allowed just 10 earned runs (2.45 ERA).
- He pitched 4.0 scoreless innings in relief at Wake Forest in the first game of a doubleheader on March 15 to earn his first career save.
- In his next outing, he tossed 4.0 scoreless innings of two-hit ball at Georgia Southern on March 19 to earn his first career win.

OKEY BETTER THAN OK AS FRESHMAN

- Freshman catcher Chris Okey hit .248 and was second on the team in RBIs (41) along with totaling four homers, nine doubles and one triple.
- He had 12 multiple-RBI games, second on the team.
- He hit .278 with three doubles, three homers, a team-high 22 RBIs, 13 runs and two steals in ACC regular-season games.
- Against his home-state team in No. 1 Florida State in March, he went 6-for-12 (.500) and had two hits in each of the three games.
- Invited to the USA Collegiate National Team for the summer.

SCHMIDT INVOLVED

- Sophomore righthander Clate Schmidt had a decision in 12 games in 2014.
- He had a 5-7 record, 3.68 ERA and .260 opponents' batting average in 20 appearances (eight starts).
- He allowed just one homer thanks to 90 groundball outs compared to just 39 flyball outs.
- He tied for the team lead in pickoffs (3).
- In a start against Georgia Tech in the ACC Tourney, he tossed 8.1 innings, allowing eight hits, two runs and one walk with six strikeouts.

SLATON LED OFF SLATE

- Junior outfielder Tyler Slaton hit .274 with a .391 on-base percentage and 11 steals as Clemson's leadoff batter.
- He won the Tiger Baseball Award, given to the team's best leader.
- He reached base as the leadoff batter of an inning 50 times in 112 chances (45 percent) and had 18 multiple-hit games.
- He had a 12-game hitting streak in 2014.
- He reached base safely 20 straight games from March to April.
- He received the Bob Bradley Award as Clemson's MVP of the South Carolina series from Feb. 28 to March 2, when he was 7-for-14.

WILKERSON STEADY AT SECOND

- Senior infielder Steve Wilkerson hit .317 with 18 doubles, one triple, six homers, 42 RBIs and eight steals.
- He won the Mitchell Award, given to the team's most valuable player.
- He led or tied for the team lead in doubles, homers, RBIs, total bases (103), slugging percentage (.502) and extra-base hits (25).
- He had a team-high 13 multiple-RBI games.
- In three games during the week of March 24-30, he went 6-for-11 with five doubles and one homer to earn ACC Co-Player-of-the-Week honors.
- He became the 45th Tiger in the ACC era (1954-14) to join the 200-hit club for a career against No. 11 Miami (Fla.) on April 27.
- He had a 10-game hitting streak in April. He had an 11-game hitting streak earlier in 2014 and five career double-digit hitting streaks.
- He reached base safely in each of his last 26 games of his career from April to May, the longest streak by a Tiger in 2014.
- Against No. 3 Miami (Fla.) in the ACC Tournament on May 22, he lined a one-out walkoff single in the ninth inning to give Clemson a 3-2 win.

WILSON SOLIDIFIED ROLE AT THIRD

- Freshman third-baseman Weston Wilson cemented his starting spot at third base with his timely hitting and solid defense.
- He hit .240 with five doubles, two homers, 23 RBIs, 18 runs and three steals in 55 games (51 starts).
- He hit .289 with two outs.
- He committed only nine errors in 127 chances (.929 fielding percentage) and made many diving stops.

HOME RUNS

#	Player ^(#)	Opponent (Date)	Inn.	Outs	H	^	L/R
1.	Dunster ⁽¹⁾	Eastern Michigan (2-14)	9	1	1		R
2.	Wilson ⁽¹⁾	Maine (2-22)	8	1	3		R
3.	Wilkerson ⁽¹⁾	* Virginia Tech (3-7)	6	1	1		R
4.	McGibbon ⁽¹⁾	* Virginia Tech (3-8)	3	0	2		L
5.	Wilson ⁽²⁾	* Virginia Tech (3-8)	4	2	4		L
6.	Boulware ⁽¹⁾	* Virginia Tech (3-9)	7	2	1		R
7.	Okey ⁽¹⁾	* Wake Forest (3-14)	4	2	3		R
8.	Wilkerson ⁽²⁾	* Wake Forest (3-15) ⁽¹⁾	9	0	2		R
9.	Slaton ⁽¹⁾	* Wake Forest (3-15) ⁽¹⁾	9	0	3		R
10.	Krieger ⁽¹⁾	* Wake Forest (3-15) ⁽²⁾	6	0	2		R
11.	Slaton ⁽²⁾	Georgia Southern (3-19)	4	1	2		R
12.	Boulware ⁽²⁾	* Florida State (3-21)	3	2	1		R
13.	Okey ⁽²⁾	Georgia (3-25)	5	0	2		L
14.	Kennedy ⁽¹⁾	* Maryland (3-28) ⁽¹⁾	2	1	1		R
15.	Wilkerson ⁽³⁾	* Maryland (3-28) ⁽²⁾	1	2	3		R
16.	Okey ⁽³⁾	* Maryland (3-28) ⁽²⁾	5	1	2		R
17.	Wilkerson ⁽⁴⁾	Furman (4-1)	7	1	1		R
18.	McGibbon ⁽²⁾	Furman (4-1)	8	2	3		R
19.	Boulware ⁽³⁾	* Virginia (4-12)	7	1	2		L
20.	Boulware ⁽⁴⁾	Coastal Carolina (4-15)	1	2	1		L
21.	Okey ⁽⁴⁾	* Pittsburgh (4-20)	6	0	1		R
22.	Wilkerson ⁽⁵⁾	* UNLV (5-4)	6	1	1		R
23.	Krieger ⁽²⁾	* Boston College (5-15)	1	1	1		R
24.	Baum ⁽¹⁾	* Boston College (5-15)	2	0	1		R
25.	Dugger ⁽¹⁾	* Boston College (5-15)	7	1	1		L
26.	Slaton ⁽³⁾	* Boston College (5-17)	9	0	1		R
27.	McGibbon ⁽³⁾	+ Miami (Fla.) (5-22)	6	0	1		R
28.	Wilkerson ⁽⁶⁾	\$ Xavier (5-31)	8	1	2		R

* - ACC regular-season game; + - ACC Tournament at Greensboro, N.C.; \$ - NCAA Regional at Nashville, Tenn.; ° - Greenville, S.C.; ^ - pitcher throws; H - 1...solo, 2...2-run, 3...3-run, 4...grand slam; Note: **Bold** denotes a Clemson home game.

HONORS

#13 JAY BAUM • INF/OF • JR.

- 21st-round draft pick of the Seattle Mariners
- Gregg Olson Award Watch List
- Third-Team All-ACC selection

#30 GARRETT BOULWARE • C/OF • JR.

- 16th-round draft pick of the Cincinnati Reds
- Johnny Bench Award Watch List
- Second-Team All-ACC selection
- Second-Team All-ACC by CollegeSportsMadness.com

#36 MATT CAMPBELL • RHP • SR.

- Ninth-round draft pick of the Los Angeles Dodgers
- NCBWA Stopper-of-the-Year Award Watch List
- All-ACC Academic team member

#44 MATTHEW CROWNOVER • LHP • SO.

- 21st-round draft pick of the San Francisco Giants
- Third-Team All-ACC selection
- All-ACC Academic team member

#9 STEVEN DUGGAR • OF • SO.

- Third-Team All-ACC selection
- All-ACC Academic team member

#23 DANIEL GOSSETT • RHP • JR.

- Second-round draft pick of the Oakland Athletics
- Golden Spikes Award Semifinalist
- Second-Team All-American by Collegiate Baseball
- Third-Team All-American by CollegeSportsMadness.com
- Third-Team All-American by Perfect Game
- First-team All-Atlantic Region by ABCA
- First-Team All-ACC selection
- First-Team All-ACC by CollegeSportsMadness.com
- Stowe Award winner (team most valuable pitcher)
- National Player-of-the-Week by Collegiate Baseball (5-12)
- ACC Pitcher-of-the-Week (4-21)
- ACC Pitcher-of-the-Week (5-12)

#3 TYLER KRIEGER • INF • SO.

- Brooks Wallace Shortstop-of-the-Year Award Watch List
- Second-Team All-ACC selection
- All-ACC Academic team member

#25 CHRIS OKEY • C • FR.

- USA Collegiate National Team invitee

#21 KEVIN POHLE • RHP • JR.

- Dedication Award winner (team strength training)

#18 TYLER SLATON • OF • JR.

- Tiger Baseball Award winner (leadership)
- Bob Bradley Award winner (team MVP of the three-game series against South Carolina)

#17 STEVE WILKERSON • INF • SR.

- Eighth-round draft pick of the Baltimore Orioles
- Second-Team All-ACC selection
- Second-Team All-ACC by CollegeSportsMadness.com
- Mitchell Award winner (team MVP)
- ACC Co-Player-of-the-Week (3-31)

SIX FORMER TIGERS ON MLB ROSTERS

- Former Tigers Jeff Baker, Tyler Colvin, Dominic Leone, Brad Miller, Kyle Parker and Tony Sipp were on 2014 major league rosters.
- Baker (Marlins) was in his 10th year, Colvin (Giants) sixth, Leone (Mariners) first, Miller (Mariners) second and Sipp (Astros) sixth.
- Leone and Miller were teammates at Clemson for two seasons (2010,11) and were again teammates with the Mariners.
- Baker batted .334 in his Clemson career, is tied for the Tiger record with 59 career homers and was a two-time, first-team All-American.
- Colvin, who batted .315 with 20 homers and 142 RBIs in his Tiger career, made his 2014 debut with the Giants in May.
- Leone, who had a 16-8 career record at Clemson, made his major league debut April 6 and pitched a scoreless inning against Oakland.
- Miller, the 2011 ACC Player-of-the-Year, hit .339 with 36 doubles, eight triples, 16 homers, 135 RBIs and 46 steals in 191 games as a Tiger.
- Parker, a first-team All-American in 2010, hit .302 with 46 homers and 166 RBIs as a Tiger. He made his major league debut on June 16.
- Sipp batted .280 and had a 2-2 pitching record for the Tigers in 2004.
- Every Tiger team from 1974 to 2012 has had at least one future major leaguer on its roster.

FORMER TIGERS IN THE MAJOR LEAGUES IN 2014

Player	Pos.	CU Years	Team	MLB Years
Jeff Baker	INF/OF	2000-02	Marlins	2005-14
Tyler Colvin	OF	2004-06	Giants	2009-14
Dominic Leone	RHP	2010-12	Mariners	2014
Brad Miller	SS	2009-11	Mariners	2013,14
Kyle Parker	OF/1B	2008-10	Rockies	2014
Tony Sipp	LHP	2004	Astros	2009-14

SEASON REVIEW STORY

Clemson participated in the NCAA Tournament for the 27th time in the last 28 years during the 2014 season. The Tigers became one of only 14 schools in the nation to play in the NCAA Tournament each of the last six seasons (2009-14). It was Clemson's 39th NCAA Tournament overall, fifth-most in the nation.

With its 36-25 overall record, Clemson had a winning record for the 50th year in a row, the third-longest active streak in the nation. The Tigers' 15-14 ACC regular-season record was Clemson's 20th winning mark in 21 seasons under Head Coach Jack Leggett. Including ACC Tournament games, Clemson's 17-15 record against ACC teams was fourth-best in the league.

Offense was the key to Clemson's success. The Tigers won their last 18 games when scoring at least five runs and their last 20 games when scoring at least six runs. Clemson was one of the ACC's top-hitting teams, as it batted .274 and led the ACC in both doubles and steals. The Tigers' 116 doubles tied for 18th in the nation, while their 89 steals tied for 20th in the nation.

Five of Clemson's nine starters in the field earned All-ACC honors. Garrett Boulware, Tyler Krieger and Steve Wilkerson earned second-team honors, while Jay Baum and Steven Duggar were named to the third team. Seven Tigers in all earned All-ACC honors, tied for second in the ACC.

Krieger led the team with a .338 batting average (fifth in the ACC) along with 18 doubles, two homers, 32 RBIs, a .410 on-base percentage. Wilkerson, a three-time, Second-Team All-ACC selection, hit .317 and led the team in homers (6) and RBIs (42) in 2014.

Boulware, a Johnny Bench Award Watch List member, was another Tiger who had a solid 2014 campaign, as he hit .302 with 16 doubles, four homers and 35 RBIs, while Duggar led the team in steals (25) and tied for second in the ACC. Baum, Boulware, Duggar, Chris Okey and Tyler Slaton started all 61 games in 2014 as well. It marked the first time since 1989, when Clemson first tracked starts by position players, that Clemson had more than three players start every game.

The pitching staff, who was 11th in the nation in strikeouts per nine innings pitched (8.15), featured two of the best starting pitchers in the ACC along with one of the league's best closers. Daniel Gossett was Clemson's lone First-Team All-ACC selection, as his 107 strikeouts were the most by a Tiger since 1996 (Kris Benson).

Gossett, one of 21 semifinalists for the Golden Spikes Award and a second-team All-American, was 7-2 with a 1.93 ERA (third in the ACC), two shutouts and a .202 opponents' batting average in 107.1 innings pitched over 15 starts. He also received the Stowe Award as Clemson's most valuable pitcher and earned wins over No. 1 Florida State and No. 2 Virginia during the season.

Matthew Crownover, a Third-Team All-ACC selection, was another starter who had a strong 2014 season. He was 8-6 with a 2.90 ERA and 90 strikeouts against only 20 walks. Matt Campbell was Clemson's top reliever. He was 4-0 with eight saves, an 0.84 ERA, a .144 opponents' batting average and 45 strikeouts in 32.0 innings pitched.

Prior to the season, a monumental honor was bestowed on the program's leader, Leggett. On January 3, he was inducted into the ABCA Hall of Fame.

The year, which saw the Tigers finish ninth in the nation in average home attendance, got underway with a seven-game homestand, as Clemson won six of those seven contests, highlighted by a three-game sweep of Maine. The Tigers suffered a tough three-game sweep at the hands of No. 3 South Carolina. Clemson led late in two of those three games against the Gamecocks, then fell at Western Carolina.

Duggar picked up where he left off in 2013, when he ended the season on a nine-game hitting streak. He hit safely in the first 10 games of 2014, meaning he had a 19-game hitting streak over two seasons. Krieger also had a 15-game hitting streak to start the year and 16-game hitting streak over two seasons.

The Tigers got back on track with 14 wins in their next 18 games from early March to early April. Clemson opened the ACC slate with a three-game sweep of Virginia Tech at home, then won two of three games at Wake Forest.

After falling twice in three games to top-ranked Florida State, Clemson pounded Georgia 16-4 on the road behind seven doubles and one homer.

The Tigers won both games of a rain-shortened series at Maryland by scores of 3-1 and 7-1 against a team that made it to a super regional later in the year. Crownover tossed a complete game in the second win of the series. He allowed just four hits and no walks with nine strikeouts.

Clemson won its next three games, including a 6-1 victory over Carlos Rodon and N.C. State in the series-opener to improve to 9-3 in the ACC. But the Tigers struggled during the next month against outstanding teams in No. 2 Virginia and No. 11 Miami. On the road against the Cavaliers, the eventual national runnerup, the Tigers allowed just five runs in falling twice, both by one run, in three games.

The Tigers managed to win two of three games at Pittsburgh from April 18-20 in their first-ever games against the Panthers.

Only three days apart, Zack Erwin and Gossett both did something that had not been done by a Tiger since 2012...strike out 13 batters in a game. Erwin struck out 13 in 7.0 innings pitched in Clemson's 11-3 win over Western Carolina on April 23, then Gossett struck out 13 and allowed just one run in 9.0 innings pitched against No. 11 Miami (Fla.) on April 26.

After final exams in May, Clemson won its next five games, including two wins over both James Madison and UNLV. Erwin tossed a six-hit shutout in the Tigers' 8-0 win over the Dukes on May 2.

Clemson closed the regular season with three wins in four games, including two wins over Boston College at home to clinch a winning conference record and the No. 5 seed for the ACC Tournament.

In the finale, Clemson trailed 9-2 before rallying for a dramatic 10-9 win in 13 innings. The Tigers were behind 9-4 entering the bottom of the ninth inning and scored one run before facing a 9-5 deficit with two outs. Slaton, who received the Tiger Baseball Award, given to the team's best leader, hit a solo homer and Clemson later loaded the bases for Jon McGibbon, who laced a three-run double to tie the score. Baum, who led the team with a .317 batting average in ACC regular-season games, later hit a two-out double to score Boulware for the walkoff run.

Clemson, who finished in a tie for second place in the ACC Atlantic Division standings, opened the ACC Tournament with a 5-3 win over Duke, then defeated No. 3 Miami (Fla.) 3-2. McGibbon came off the bench to tie the score with a solo homer, then Wilkerson belted a walkoff single.

The victory over the Hurricanes gave Leggett his 1,300th career win in 35 seasons as a head coach. That win moved him into a tie for ninth place in all-time wins as a Division I head coach.

The Tigers were selected to play in the NCAA Tournament and were assigned to the Nashville Regional. Clemson came up short against Oregon and Xavier in the first-ever meetings against both schools.

Six Tigers were selected in the major league draft after the season. Gossett was a second-round pick by

the Oakland Athletics, Wilkerson, who received the Mitchell Award as Clemson's most valuable player, was an eighth-round selection by the Baltimore Orioles and Campbell was a ninth-round pick of the Dodgers. Boulware (16th round), Baum (21st round) and Crownover (21st round) were also chosen on the final day of the draft.

ACC TOURNAMENT RESULTS

Year	Site	W-L	Score	Opponent
1973	Chapel Hill, N.C.	W	10-6	Wake Forest
	Chapel Hill, N.C.	W	3-1	Virginia
	Chapel Hill, N.C.	L	4-8	NC State
	Chapel Hill, N.C.	L ⁽¹⁰⁾	2-3	NC State
1974	Raleigh, N.C.	W	6-4	North Carolina
	Raleigh, N.C.	L	2-3	Virginia
	Raleigh, N.C.	W	9-6	Virginia
	Raleigh, N.C.	W	12-5	NC State
	Raleigh, N.C.	L	6-8	NC State
1975	Chapel Hill, N.C.	L	2-7	North Carolina
	Chapel Hill, N.C.	W	15-1	Wake Forest
	Chapel Hill, N.C.	W	7-6	North Carolina
	Chapel Hill, N.C.	L	2-3	NC State
1976	Clemson, S.C.	W	2-0	Wake Forest
	Clemson, S.C.	W	2-1	Maryland
	Clemson, S.C.	W	3-2	Maryland
1977	Clemson, S.C.	W	10-3	NC State
	Clemson, S.C.	L	4-5	Wake Forest
	Clemson, S.C.	W	14-6	NC State
	Clemson, S.C.	L	9-22	Wake Forest
1978	Clemson, S.C.	W	12-1	NC State
	Clemson, S.C.	W	13-0	Duke
	Clemson, S.C.	W	7-2	Wake Forest
1980	Raleigh, N.C.	W	4-0	Wake Forest
	Raleigh, N.C.	W	9-4	Maryland
	Raleigh, N.C.	W	5-4	NC State
	Raleigh, N.C.	W	12-3	North Carolina
1981	Chapel Hill, N.C.	W ⁽¹⁰⁾	7-6	Georgia Tech
	Chapel Hill, N.C.	L	0-1	Duke
	Chapel Hill, N.C.	W ⁽¹⁰⁾	6-5	Wake Forest
	Chapel Hill, N.C.	W	7-4	North Carolina
	Chapel Hill, N.C.	W	9-2	Duke
	Chapel Hill, N.C.	W	7-5	North Carolina
1982	Chapel Hill, N.C.	W	10-9	Duke
	Chapel Hill, N.C.	W	16-2	Georgia Tech
	Chapel Hill, N.C.	L	4-6	Virginia
	Chapel Hill, N.C.	L	0-3	North Carolina
1983	Chapel Hill, N.C.	W	12-5	Virginia
	Chapel Hill, N.C.	W	8-1	NC State
	Chapel Hill, N.C.	L	5-6	North Carolina
	Chapel Hill, N.C.	W	14-7	Duke
	Chapel Hill, N.C.	W	5-2	North Carolina
	Chapel Hill, N.C.	L	1-10	North Carolina
1984	Durham, N.C.	L	5-8	Duke
	Durham, N.C.	W	7-6	Virginia
	Durham, N.C.	W	12-1	Maryland
	Durham, N.C.	L	6-7	North Carolina
1985	Atlanta, Ga.	W	17-12	Maryland
	Atlanta, Ga.	W	3-2	North Carolina
	Atlanta, Ga.	L	9-12	Georgia Tech
	Atlanta, Ga.	W	10-8	Virginia
	Atlanta, Ga.	L	5-7	Georgia Tech
1986	Durham, N.C.	W ⁽¹⁴⁾	6-5	Wake Forest
	Durham, N.C.	L	5-16	Georgia Tech
	Durham, N.C.	W ⁽¹⁰⁾	7-2	Maryland
	Durham, N.C.	L	4-6	NC State
1987	Greenville, S.C.	W	11-4	Wake Forest
	Greenville, S.C.	W	9-4	North Carolina
	Greenville, S.C.	W	8-0	NC State
	Greenville, S.C.	L	1-7	Georgia Tech
	Greenville, S.C.	L	7-11	NC State
1988	Greenville, S.C.	W	9-1	Duke
	Greenville, S.C.	L	0-1	North Carolina
	Greenville, S.C.	W	9-0	Maryland
	Greenville, S.C.	W	5-4	North Carolina
	Greenville, S.C.	L	6-7	North Carolina
1989	Greenville, S.C.	W	8-0	Maryland
	Greenville, S.C.	W	9-3	Georgia Tech
	Greenville, S.C.	W	5-4	North Carolina
	Greenville, S.C.	W	9-2	NC State
	Greenville, S.C.	W	12-4	North Carolina
1990	Greenville, S.C.	W	13-3	Duke
	Greenville, S.C.	W	7-3	Virginia
	Greenville, S.C.	L	1-3	North Carolina
	Greenville, S.C.	L	5-6	NC State
1991	Greenville, S.C.	W	13-1	Maryland
	Greenville, S.C.	W	7-2	Wake Forest
	Greenville, S.C.	W	6-5	Georgia Tech
	Greenville, S.C.	W ⁽¹¹⁾	7-4	Virginia
	Greenville, S.C.	W	24-8	Georgia Tech

1992	Greenville, S.C.	W ⁽¹⁰⁾	3-2	Virginia
	Greenville, S.C.	W	5-2	Florida State
	Greenville, S.C.	L	1-11	NC State
	Greenville, S.C.	W	5-4	Georgia Tech
	Greenville, S.C.	W	11-0	Florida State
	Greenville, S.C.	L	3-7	NC State
1993	Greenville, S.C.	W	4-2	Duke
	Greenville, S.C.	W	6-1	Florida State
	Greenville, S.C.	W	9-8	Georgia Tech
	Greenville, S.C.	W	7-4	North Carolina
	Greenville, S.C.	L	5-7	Florida State
	Greenville, S.C.	W	11-7	NC State
1994	Greenville, S.C.	W	7-1	Maryland
	Greenville, S.C.	W	17-5	NC State
	Greenville, S.C.	W	9-6	Georgia Tech
	Greenville, S.C.	L	4-10	Florida State
	Greenville, S.C.	W	4-1	Florida State
1995	Greenville, S.C.	W	10-0	Maryland
	Greenville, S.C.	W	6-4	North Carolina
	Greenville, S.C.	W	11-0	Florida State
	Greenville, S.C.	W	16-7	NC State
	Greenville, S.C.	L	2-12	Florida State
	Greenville, S.C.	L	2-8	Florida State
1996	Chapel Hill, N.C.	W	6-1	Duke
	Chapel Hill, N.C.	W	6-1	Georgia Tech
	Durham, NC	L	2-4	Virginia
	Durham, NC	L	1-2	Florida State
1997	St. Petersburg, Fla.	W	8-6	Wake Forest
	St. Petersburg, Fla.	W	7-4	Georgia Tech
	St. Petersburg, Fla.	L	4-8	Florida State
	St. Petersburg, Fla.	W ⁽¹⁰⁾	11-6	NC State
	St. Petersburg, Fla.	L	0-10	Florida State
1998	Durham, N.C.	L	1-4	North Carolina
	Durham, N.C.	L	6-10	Georgia Tech
1999	Durham, N.C.	W	7-6	NC State
	Durham, N.C.	L	3-6	Wake Forest
	Durham, N.C.	W	7-6	Maryland
	Durham, N.C.	W	8-7	Florida State
	Durham, N.C.	L	5-9	Wake Forest
2000	Fort Mill, S.C.	W	9-5	Virginia
	Fort Mill, S.C.	W	8-4	Florida State
	Fort Mill, S.C.	L	8-9	Georgia Tech
	Fort Mill, S.C.	W	12-5	Virginia
	Fort Mill, S.C.	L	4-8	Georgia Tech
2001	Fort Mill, S.C.	L	3-7	Virginia
	Fort Mill, S.C.	W	7-6	North Carolina
	Fort Mill, S.C.	L	4-5	Florida State
2002	St. Petersburg, Fla.	W	10-0	Georgia Tech
	St. Petersburg, Fla.	L	4-9	Florida State
	St. Petersburg, Fla.	W	5-3	NC State
	St. Petersburg, Fla.	W	8-6	Wake Forest
	St. Petersburg, Fla.	L	1-4	Florida State
2003	Salem, Va.	L	2-10	North Carolina
	Salem, Va.	L	4-7	Duke
2004	Salem, Va.	W	7-6	North Carolina
	Salem, Va.	L ⁽¹³⁾	7-11	Georgia Tech
	Salem, Va.	W	12-1	NC State
	Salem, Va.	L	5-6	North Carolina
2005	Jacksonville, Fla.	L	1-8	Virginia
	Jacksonville, Fla.	W	9-1	Miami (Fla.)
	Jacksonville, Fla.	W	5-4	NC State
	Jacksonville, Fla.	L	4-5	Virginia
2006	Jacksonville, Fla.	W ⁽⁷⁾	13-1	Wake Forest
	Jacksonville, Fla.	W	3-2	Georgia Tech
	Jacksonville, Fla.	L ⁽¹⁰⁾	7-8	Georgia Tech
	Jacksonville, Fla.	W	16-11	Georgia Tech
	Jacksonville, Fla.	W	8-4	NC State
2007	Jacksonville, Fla.	W ⁽¹³⁾	5-4	Miami (Fla.)
	Jacksonville, Fla.	L	2-3	Wake Forest
	Jacksonville, Fla.	W	5-1	Florida State
2008	Jacksonville, Fla.	L	1-7	Miami (Fla.)
	Jacksonville, Fla.	L ⁽⁷⁾	0-10	NC State
	Jacksonville, Fla.	W	10-4	Georgia Tech
2009	Durham, N.C.	L	5-6	Virginia
	Durham, N.C.	L	4-10	Duke
	Durham, N.C.	W ⁽¹¹⁾	4-3	North Carolina
2010	Greensboro, N.C.	L	8-13	NC State
	Greensboro, N.C.	L	8-9	Virginia Tech
	Greensboro, N.C.	W	9-3	Georgia Tech
2011	Durham, N.C.	W	9-0	Georgia Tech
	Durham, N.C.	L	3-6	Florida State
	Durham, N.C.	W	6-3	NC State
2012	Greensboro, N.C.	L	2-3	Virginia
	Greensboro, N.C.	W	9-7	Florida State
	Greensboro, N.C.	L	1-5	Georgia Tech

RECORDS BY SITE & OPPONENT

Site	Years	W-L	Runs	Titles
Atlanta, Ga.	1	3-2	44-41	0
Clemson, S.C.	3	8-2	76-42	2
Chapel Hill, N.C.	5	17-9	168-111	1
Durham, N.C.	8	10-16	133-158	0
Fort Mill, S.C.	2	4-4	55-49	0
Greensboro, N.C.	3	4-5	45-48	0
Greenville, S.C.	9	35-12	349-196	4
Jacksonville, Fla.	4	9-6	89-73	1
Raleigh, N.C.	2	7-2	65-37	1
St. Petersburg, Fla.	2	6-4	58-56	0
Salem, Va.	2	2-4	37-41	0
Totals	41	105-66	1119-852	9

Team	W-L	Runs
Boston College	0-0	0-0
Duke	9-4	96-54
Florida State	9-11	97-104
Georgia Tech	16-11	208-163
Maryland	12-0	104-30
Miami (Fla.)	3-2	18-21
North Carolina	16-12	145-141
NC State	18-12	221-160
Virginia	10-8	102-87
Virginia Tech	0-1	8-9
Wake Forest	12-5	120-83
Totals	105-66	1119-852

2013	Durham, N.C.	L	3-6	NC State
	Durham, N.C.	L ⁽¹⁴⁾	7-12	North Carolina
	Durham, N.C.	L	0-7	Miami (Fla.)
2014	Greensboro, N.C.	W	5-3	Duke
	Greensboro, N.C.	W	3-2	Miami (Fla.)
	Greensboro, N.C.	L	0-3	Georgia Tech
Totals			105-66 (.614)	41 Tournaments

Note: Championship-clinching wins in **bold**.

NCAA TOURNAMENT RESULTS

Year	Site	W-L	Score	Opponent
1947	Charlotte, N.C.	L	2-8	Alabama
	Charlotte, N.C.	W	8-3	Auburn
	Charlotte, N.C.	W	1-0	Alabama
	Charlotte, N.C.	W	4-1	Alabama
	New Haven, Conn.	L	3-7	Yale
1950	Kannapolis, N.C.	L	1-6	Alabama
	Kannapolis, N.C.	L	2-4	Kentucky
1958	Gastonia, N.C.	L	6-8	Florida
	Gastonia, N.C.	W	4-2	George Washington
	Gastonia, N.C.	W ⁽¹⁰⁾	8-5	Florida State
	Gastonia, N.C.	W	15-14	Florida
	Gastonia, N.C.	W	3-1	Florida
	* Omaha, Neb.	W	3-1	Arizona
	* Omaha, Neb.	L	4-17	Holy Cross
	* Omaha, Neb.	L	3-5	Western Michigan
1959	Gastonia, N.C.	W	9-6	Georgia Tech
	Gastonia, N.C.	W	24-2	Florida State
	Gastonia, N.C.	W	5-0	Florida State
	* Omaha, Neb.	L ⁽¹²⁾	2-3	Arizona
	* Omaha, Neb.	W	7-1	Colorado State
	* Omaha, Neb.	L	0-7	Penn State
1967	Gastonia, N.C.	L	3-5	Florida State
	Gastonia, N.C.	W	5-0	West Virginia
	Gastonia, N.C.	W	6-4	Florida State
	Gastonia, N.C.	W	3-2	Auburn
	Gastonia, N.C.	L ⁽¹³⁾	5-6	Auburn
1975	Ypsilanti, Mich.	L	3-5	Eastern Michigan
	Ypsilanti, Mich.	L	4-5	Penn State
1976	Columbia, S.C.	W	13-2	Furman
	Columbia, S.C.	W	10-4	South Carolina
	Columbia, S.C.	W	6-2	Furman
	* Omaha, Neb.	W	9-4	Auburn
	* Omaha, Neb.	L ⁽¹⁰⁾	2-3	Eastern Michigan
	* Omaha, Neb.	L	6-10	Arizona
1977	Coral Gables, Fla.	W	8-7	Mississippi
	Coral Gables, Fla.	W	7-2	Miami (Fla.)
	Coral Gables, Fla.	L	3-10	Miami (Fla.)
	Coral Gables, Fla.	W	10-9	Miami (Fla.)
	* Omaha, Neb.	L	7-10	Arizona State
	* Omaha, Neb.	W	13-4	Temple
	* Omaha, Neb.	L	0-1	Cal State Los Angeles
1978	Coral Gables, Fla.	W	8-5	Miami (Fla.)
	Coral Gables, Fla.	L	3-9	Marshall
	Coral Gables, Fla.	L	5-7	Miami (Fla.)
1979	Coral Gables, Fla.	W	8-4	Georgia Southern
	Coral Gables, Fla.	L	1-2	Miami (Fla.)
	Coral Gables, Fla.	W	2-0	Georgia Southern
	Coral Gables, Fla.	L	1-4	Miami (Fla.)
1980	Clemson, S.C.	W	22-4	East Tennessee State
	Clemson, S.C.	W	6-2	South Carolina
	Clemson, S.C.	W	17-12	South Carolina
	* Omaha, Neb.	L	5-13	Miami (Fla.)
	* Omaha, Neb.	L	4-6	California
1981	Clemson, S.C.	L	2-7	Wichita State
	Clemson, S.C.	L	1-2	East Tennessee State
1987	Huntsville, Ala.	W	8-0	West Virginia
	Huntsville, Ala.	W	6-3	Seton Hall
	Huntsville, Ala.	L	5-6	Arkansas
	Huntsville, Ala.	W	6-3	Auburn
	Huntsville, Ala.	L	2-4	Arkansas
1988	New Britain, Conn.	W ⁽¹⁹⁾	3-2	Fordham
	New Britain, Conn.	L	1-6	Rutgers
	New Britain, Conn.	W	11-1	St. John's
	New Britain, Conn.	L	7-8	Kentucky
1989	Tallahassee, Fla.	W	6-2	Stetson
	Tallahassee, Fla.	L	7-14	Auburn
	Tallahassee, Fla.	W	13-5	Stetson
	Tallahassee, Fla.	W	11-1	Auburn
	Tallahassee, Fla.	L	1-8	Florida State
1990	Austin, Texas	L	6-9	Creighton
	Austin, Texas	W	8-5	Texas-Arlington
	Austin, Texas	L	3-4	Creighton
1991	Orono, Maine	W	13-5	Princeton
	Orono, Maine	W	8-3	Villanova
	Orono, Maine	W	10-9	Mississippi State
	Orono, Maine	W	13-5	Maine
	* Omaha, Neb.	L	4-8	Creighton
	* Omaha, Neb.	L	11-12	Long Beach State
1992	Starkville, Miss.	W	8-4	Yale
	Starkville, Miss.	L	5-6	UCLA
	Starkville, Miss.	L	6-7	Oklahoma

1993	Knoxville, Tenn.	W	7-3	Rutgers
	Knoxville, Tenn.	W	10-3	Fresno State
	Knoxville, Tenn.	L	4-11	Fresno State
	Knoxville, Tenn.	L	1-9	Kansas
1994	Clemson, S.C.	W	5-1	The Citadel
	Clemson, S.C.	L	1-8	Notre Dame
	Clemson, S.C.	W	6-1	Old Dominion
	Clemson, S.C.	L	5-11	Auburn
1995	Clemson, S.C.	W	8-4	Navy
	Clemson, S.C.	W	11-5	Jacksonville
	Clemson, S.C.	W	9-5	Winthrop
	Clemson, S.C.	W	7-4	Alabama
	* Omaha, Neb.	L	1-3	Tennessee
	* Omaha, Neb.	L	3-8	Stanford
1996	Clemson, S.C.	W	9-1	Charleston Southern
	Clemson, S.C.	W	5-1	Old Dominion
	Clemson, S.C.	W	6-3	West Virginia
	Clemson, S.C.	W	12-5	Tennessee
	* Omaha, Neb.	L	3-7	Miami (Fla.)
	* Omaha, Neb.	W ⁽¹⁰⁾	8-5	Oklahoma State
	* Omaha, Neb.	W	14-13	Alabama
	* Omaha, Neb.	L	5-14	Miami (Fla.)
1997	Lubbock, Texas	W	13-9	Nevada
	Lubbock, Texas	L	6-10	Rice
	Lubbock, Texas	L	7-12	Texas State
1998	Clemson, S.C.	W	12-3	The Citadel
	Clemson, S.C.	L ⁽¹⁶⁾	1-2	South Alabama
	Clemson, S.C.	L	5-8	Southern California
1999	Fayetteville, Ark.	L	5-23	Missouri State
	Fayetteville, Ark.	W	17-3	Delaware
	Fayetteville, Ark.	W	12-4	Arkansas
	Fayetteville, Ark.	W	8-7	Missouri State
	Fayetteville, Ark.	W	7-5	Missouri State
	College Station, Texas	L	3-20	Texas A&M
	College Station, Texas	W	10-3	Texas A&M
	College Station, Texas	L	4-5	Texas A&M
2000	Clemson, S.C.	W	4-0	Middle Tennessee
	Clemson, S.C.	W	9-3	Illinois
	Clemson, S.C.	W	21-3	Middle Tennessee
	Clemson, S.C.	W	11-4	Mississippi State
	Clemson, S.C.	W	9-4	Mississippi State
	* Omaha, Neb.	W	10-6	San Jose State
	* Omaha, Neb.	L	4-10	Stanford
	* Omaha, Neb.	L	4-5	Louisiana-Lafayette
2001	Clemson, S.C.	W	4-1	William & Mary
	Clemson, S.C.	W	24-4	Seton Hall
	Clemson, S.C.	W	8-2	Seton Hall
	Coral Gables, Fla.	L	8-10	Miami (Fla.)
	Coral Gables, Fla.	L	6-14	Miami (Fla.)
2002	Clemson, S.C.	W	15-1	Georgia Southern
	Clemson, S.C.	W	4-2	East Carolina
	Clemson, S.C.	W	21-1	East Carolina
	Clemson, S.C.	L	6-9	Arkansas
	Clemson, S.C.	W	8-7	Arkansas
	Clemson, S.C.	W	7-4	Arkansas
	* Omaha, Neb.	W	11-10	Nebraska
	* Omaha, Neb.	W	9-7	Georgia Tech
	* Omaha, Neb.	L	4-12	South Carolina
	* Omaha, Neb.	L	2-10	South Carolina
2003	Auburn, Ala.	L	8-10	Ohio State
	Auburn, Ala.	W ⁽¹⁰⁾	7-6	Princeton
	Auburn, Ala.	L	0-15	Auburn
2004	Athens, Ga.	W	10-6	Birmingham-Southern
	Athens, Ga.	L	3-6	Georgia
	Athens, Ga.	W	5-4	Birmingham-Southern
	Athens, Ga.	W	10-9	Georgia
	Athens, Ga.	L ⁽¹⁰⁾	6-7	Georgia
2005	Clemson, S.C.	W	12-2	North Carolina A&T
	Clemson, S.C.	W	6-0	College of Charleston
	Clemson, S.C.	W	8-3	Oral Roberts
	Waco, Texas	W	4-2	Baylor
	Waco, Texas	L	1-7	Baylor
	Waco, Texas	L	1-6	Baylor
2006	Clemson, S.C.	W	3-0	UNC Asheville
	Clemson, S.C.	W	13-3	Elon
	Clemson, S.C.	W	8-6	Mississippi State
	Clemson, S.C.	W	11-8	Oral Roberts
	Clemson, S.C.	W	6-5	Oral Roberts
	* Omaha, Neb.	W	8-4	Georgia Tech
	* Omaha, Neb.	L	0-2	North Carolina
	* Omaha, Neb.	L	6-7	Cal State Fullerton

2007	Myrtle Beach, S.C.	W	3-2	St. John's
	Myrtle Beach, S.C.	W	11-8	Coastal Carolina
	Myrtle Beach, S.C.	W	15-3	Coastal Carolina
	Starkville, Miss.	L	6-8	Mississippi State
	Starkville, Miss.	L	5-8	Mississippi State
2009	Clemson, S.C.	W	5-4	Tennessee Tech
	Clemson, S.C.	L	2-3	Oklahoma State
	Clemson, S.C.	W	10-0	Tennessee Tech
	Clemson, S.C.	W	15-1	Oklahoma State
	Clemson, S.C.	W	6-5	Oklahoma State
	Tempe, Ariz.	L	4-7	Arizona State
	Tempe, Ariz.	L	2-8	Arizona State
2010	Auburn, Ala.	W	10-1	Southern Mississippi
	Auburn, Ala.	W	5-2	Auburn
	Auburn, Ala.	L	10-11	Auburn
	Auburn, Ala.	W	13-7	Auburn
	Clemson, S.C.	L	4-5	Alabama
	Clemson, S.C.	W	19-5	Alabama
	Clemson, S.C.	W	8-6	Alabama
	* Omaha, Neb.	W	6-3	Arizona State
	* Omaha, Neb.	W	6-4	Oklahoma
	* Omaha, Neb.	L	1-5	South Carolina
	* Omaha, Neb.	L	3-4	South Carolina
2011	Clemson, S.C.	W	11-1	Sacred Heart
	Clemson, S.C.	W	12-7	Coastal Carolina
	Clemson, S.C.	L	6-7	Connecticut
	Clemson, S.C.	L	1-14	Connecticut
2012	Columbia, S.C.	W	11-3	Coastal Carolina
	Columbia, S.C.	L ⁽¹²⁾	4-5	South Carolina
	Columbia, S.C.	W	5-3	Coastal Carolina
	Columbia, S.C.	L	3-4	South Carolina
2013	Columbia, S.C.	L	3-8	Liberty
	Columbia, S.C.	W	10-2	St. Louis
	Columbia, S.C.	L	1-3	Liberty
2014	Nashville, Tenn.	L	1-18	Oregon
	Nashville, Tenn.	L	4-6	Xavier
Totals			113-85 (.571)	39 Tourneys

* - College World Series; Note: Championship-clinching wins in **bold**.

NCAA TOURNAMENT RECORDS

APPEARANCES

Rk	Team	App.
1.	Texas	56
2.	Florida State	52
3.	Miami (Fla.)	43
4.	Oklahoma State	40
5.	Clemson	39
6.	Arizona State	37
7.	Cal State Fullerton	36
	Southern California	36
9.	Oklahoma	35
10.	St. John's	34

CONSECUTIVE APPEARANCES

Rk	Team	Streak	Years
1.	Miami (Fla.)	42	1973-14
2.	Florida State	37	1978-14
3.	Cal State Fullerton	23	1992-14
4.	Clemson	21	1987-07
5.	Rice	20	1995-14
6.	Oklahoma State	19	1981-99
7.	Texas	18	1979-96
8.	Louisiana State	17	1989-05
9.	Northern Colorado	15	1952-66
	Oral Roberts	15	1998-12
	South Carolina	15	2000-14

COLLEGE WORLD SERIES APPEARANCES

Rk	Team	App.
1.	Texas	35
2.	Miami (Fla.)	23
3.	Arizona State	22
4.	Florida State	21
	Southern California	21
6.	Oklahoma State	19
7.	Arizona	16
	Cal State Fullerton	16
	Louisiana State	16
	Stanford	16
11.	Clemson	12
12.	South Carolina	11
13.	North Carolina	10
	Northern Colorado	10
	Oklahoma	10

OVERALL STATS

Record: 36-25 Home: 22-12 Away: 11-9 Neutral: 3-4 ACC: 15-14

Player	avg	gp-gs	ab	r	h	2b	3b	hr	rbi	tb	slg%	bb	hp	so	gdp	ob%	sf	sh	sb-att	po	a	e	fld%
3 Tyler Krieger	.338	57-57	219	49	74	18	0	2	32	98	.447	25	3	24	4	.410	2	6	19-24	52	79	19	.873
17 Steve Wilkerson	.317	56-56	205	33	65	18	1	6	42	103	.502	21	4	33	2	.383	5	1	8-9	86	145	11	.955
30 Garrett Boulware	.302	61-61	225	38	68	16	0	4	35	96	.427	29	4	24	6	.380	8	1	1-3	222	21	7	.972
9 Steven Duggar	.294	61-61	238	45	70	11	3	1	36	90	.378	27	2	51	0	.368	2	2	25-28	143	5	3	.980
13 Jay Baum	.293	61-61	215	29	63	16	2	1	29	86	.400	19	0	19	4	.346	3	4	8-14	75	66	6	.959
18 Tyler Slaton	.274	61-61	241	46	66	9	3	3	25	90	.373	42	5	34	2	.391	1	2	11-17	111	4	2	.983
25 Chris Okey	.248	61-61	226	27	56	9	1	4	41	79	.350	22	2	33	7	.311	7	1	3-5	317	33	3	.992

35 Mike Triller	.250	21-4	28	5	7	0	0	0	1	7	.250	2	0	8	0	.300	0	0	2-2	5	0	0	1.000
8 Weston Wilson	.240	55-51	154	18	37	5	0	2	23	48	.312	15	2	30	3	.316	0	5	3-5	35	83	9	.929
12 Jon McGibbon	.221	49-22	86	13	19	5	0	3	18	33	.384	14	3	13	0	.346	1	2	0-0	227	18	2	.992
11 Shane Kennedy	.218	41-37	133	17	29	6	1	1	13	40	.301	9	2	30	3	.276	1	1	4-7	280	18	6	.980
10 Mike Dunster	.194	28-0	31	3	6	0	1	1	3	11	.355	1	0	11	0	.219	0	0	1-1	4	11	0	1.000
6 Andrew Cox	.150	31-9	40	6	6	1	0	0	2	7	.175	5	2	12	1	.271	1	0	3-4	36	1	2	.949
4 Eli White	.143	28-8	35	3	5	2	0	0	2	7	.200	4	1	13	0	.244	1	2	1-1	24	30	4	.931
5 Joe Costigan	.100	15-0	10	5	1	0	0	0	1	1	.100	6	0	1	0	.438	0	0	0-0	0	0	0	.000
Totals	.274	61	2086	337	572	116	12	28	303	796	.382	241	30	336	32	.353	32	27	89-120	1644	611	89	.962
Opponents	.243	61	2070	285	502	87	10	26	260	687	.332	237	60	496	31	.335	18	44	50-70	1610	634	82	.965

LOB - Team (469), Opp (501). DPs turned - Team (39), Opp (42). CI - Team (1), OKEY 1.

(All games Sorted by Earned run avg)

Player	era	w-l	app	gs	cg	sho	sv	ip	h	r	er	bb	so	2b	3b	hr	b/avg	wp	hp	bk	sfa	sha
23 Daniel Gossett	1.93	7-2	15	15	2	2/0	0	107.1	78	25	23	30	107	15	0	4	.202	9	7	0	1	8
44 Matthew Crownover	2.90	8-6	17	16	1	0/0	0	99.1	94	45	32	20	90	18	3	4	.251	7	8	1	5	9
32 Clate Schmidt	3.68	5-7	20	8	0	0/1	0	66.0	65	34	27	28	53	8	1	1	.260	9	12	1	0	13
33 Zack Erwin	4.21	4-3	26	7	1	1/0	2	72.2	59	39	34	28	62	11	1	4	.222	4	9	0	2	4

36 Matt Campbell	0.84	4-0	25	0	0	0/1	8	32.0	16	4	3	15	45	3	0	1	.144	2	2	0	1	1
20 Drew Moyer	3.46	5-1	28	0	0	0/1	2	39.0	40	20	15	22	32	5	0	0	.272	5	1	0	2	5
42 Clay Bates	4.11	0-1	27	0	0	0/1	1	30.2	29	17	14	18	26	3	1	1	.248	5	3	0	1	1
48 Garrett Lovorn	5.06	0-0	9	0	0	0/0	0	10.2	10	7	6	7	10	2	0	1	.233	5	4	0	1	0
39 Jake Long	5.30	3-3	16	12	0	0/0	0	56.0	55	36	33	32	42	13	2	3	.255	3	5	1	3	3
29 Jackson Campana	6.75	0-0	3	0	0	0/0	0	2.2	1	2	2	1	2	0	0	0	.111	0	1	0	0	0
43 Patrick Andrews	7.20	0-0	6	0	0	0/0	0	5.0	8	5	4	2	4	0	0	2	.333	0	0	0	0	0
21 Kevin Pohle	10.97	0-0	5	0	0	0/0	0	10.2	18	13	13	5	5	6	0	1	.360	2	1	0	0	0
22 Wales Toney	12.46	0-0	4	0	0	0/0	0	4.1	6	6	6	5	6	0	0	2	.300	1	2	0	0	0
19 Brody Koerner	15.63	0-1	5	2	0	0/0	0	6.1	10	11	11	10	9	2	1	1	.370	0	0	1	1	0
37 Alex Bostic	27.00	0-1	8	1	0	0/0	0	4.1	9	16	13	11	3	0	1	1	.429	2	0	0	1	0
40 Kyle Schnell	45.00	0-0	5	0	0	0/0	0	1.0	4	5	5	3	0	1	0	0	.571	0	5	0	0	0
Totals	3.94	36-25	61	61	4	4/1	13	548.0	502	285	240	237	496	87	10	26	.243	54	60	4	18	44
Opponents	4.68	25-36	61	61	4	2/2	15	536.2	572	337	279	241	336	116	12	28	.274	51	30	13	32	27

PB - Team (9), OKEY 5, BOULWARE 4, Opp (12). Pickoffs - Team (15), GOSSETT 3, LONG 3, SCHMIDT 3, ERWIN 2, OKEY 2, CROWNOWER 2, Opp (14).

ACC REGULAR-SEASON STATS

Record: 15-14 Home: 7-8 Away: 8-6 ACC: 15-14

Player	avg	gp-gs	ab	r	h	2b	3b	hr	rbi	tb	slg%	bb	hp	so	gdp	ob%	sf	sh	sb-att	po	a	e	fld%
13 Jay Baum	.317	29-29	101	15	32	11	1	1	13	48	.475	11	0	11	1	.374	3	1	5-8	45	25	2	.972
3 Tyler Krieger	.294	27-27	109	20	32	8	0	2	15	46	.422	8	1	11	3	.345	1	2	6-8	25	40	10	.867
17 Steve Wilkerson	.288	29-29	111	16	32	10	1	3	21	53	.477	7	1	16	2	.331	2	1	6-6	51	77	1	.992
8 Weston Wilson	.280	27-25	75	7	21	2	0	1	9	26	.347	7	1	15	2	.349	0	4	1-1	20	37	3	.950
30 Garrett Boulware	.279	29-29	111	19	31	8	0	3	12	48	.432	11	1	10	3	.339	4	0	0-0	105	6	4	.965
25 Chris Okey	.278	29-29	108	13	30	3	0	3	22	42	.389	8	0	17	2	.317	4	0	2-3	147	13	2	.988
9 Steven Duggar	.254	29-29	114	16	29	6	2	1	10	42	.368	11	2	22	0	.331	0	2	8-9	67	4	1	.986
18 Tyler Slaton	.220	29-29	118	19	26	4	2	2	10	40	.339	20	1	18	1	.338	0	1	3-6	52	3	1	.982

10 Mike Dunster	.278	14-0	18	1	5	0	1	0	1	7	.389	0	0	3	0	.278	0	0	1-1	2	4	0	1.000
12 Jon McGibbon	.250	21-7	36	5	9	4	0	1	9	16	.444	1	2	5	0	.300	1	1	0-0	74	5	0	1.000
11 Shane Kennedy	.195	22-22	77	9	15	4	1	1	5	24	.312	3	1	22	3	.235	0	1	2-4	172	12	2	.989
35 Mike Triller	.125	9-2	8	2	1	0	0	0	0	1	.125	2	0	3	0	.300	0	0	2-2	4	0	0	1.000
4 Eli White	.077	11-3	13	1	1	0	0	0	0	1	.077	2	0	3	0	.200	0	1	0-0	6	17	1	.958
6 Andrew Cox	.077	9-1	13	1	1	0	0	0	1	1	.077	1	0	2	1	.143	0	0	0-0	10	0	0	1.000
5 Joe Costigan	.000	7-0	5	2	0	0	0	0	0	0	.000	2	0	1	0	.286	0	0	0-0	0	0	0	.000
Totals	.261	29	1017	146	265	60	8	18	128	395	.388	94	10	159	18	.325	15	14	36-48	792	285	33	.970
Opponents	.243	29	992	130	241	42	5	13	121	332	.335	113	25	226	11	.332	10	25	18-26	793	320	38	.967

LOB - Team (211), Opp (243). DPs turned - Team (14), Opp (22).

(ACC Regular-Season Games Sorted by Earned run avg)

Player	era	w-l	app	gs	cg	sho	sv	ip	h	r	er	bb	so	2b	3b	hr	b/avg	wp	hp	bk	sfa	sha
23 Daniel Gossett	1.45	5-1	9	9	2	2/0	0	68.1	40	11	11	22	68	6	0	3	.169	5	4	0	0	5
44 Matthew Crownover	2.16	5-4	10	10	1	0/0	0	66.2	56	23	16	13	48	12	2	1	.228	4	5	1	4	4
39 Jake Long	7.12	1-3	8	7	0	0/0	0	30.1	32	26	24	23	25	7	1	3	.271	2	4	0	2	3

36 Matt Campbell	0.00	2-0	10	0	0	0/0	2	17.0	7	0	0	8	24	2	0	0	.121	1	1	0	0	1
19 Brody Koerner	0.00	0-0	1	0	0	0/0	0	1.0	0	0	0	0	1	0	0	0	.000	0	0	0	0	0
22 Wales Toney	0.00	0-0	1	0	0	0/0	0	1.0	0	0	0	0	1	0	0	0	.000	0	0	0	0	0
20 Drew Moyer	3.00	1-1	10	0	0	0/0	1	21.0	27	9	7	11	16	4	0	0	.325	3	0	0	1	3
33 Zack Erwin	5.49	0-2	10	2	0	0/0	0	19.2	21	13	12	7	15	5	0	2	.269	2	3	0	1	3
32 Clate Schmidt	6.23	1-3	6	1	0	0/0	0	13.0	16	12	9	7	13	2	0	0	.327	2	3	0	0	5
29 Jackson Campana	6.75	0-0	3	0	0	0/0	0	2.2	1	2	2	1	2	0	0	0	.111	0	1	0	0	0
42 Clay Bates	6.91	0-0	13	0	0	0/0	0	14.1	18	13	11	12	8	1	1	1	.300	3	2	0	1	1
48 Garrett Lovorn	7.36	0-0	5	0	0	0/0	0	3.2	7	3	3	2	4	1	0	1	.389	2	1	0	0	0
21 Kevin Pohle	11.25	0-0	1	0	0	0/0	0	4.0	8	5	5	1	1	2	0	1	.421	2	0	0	0	0
37 Alex Bostic	54.00	0-0	3	0	0	0/0	0	1.1	5	8	8	4	0	0	1	0	.625	1	0	0	1	0
43 Patrick Andrews	99.00	0-0	1	0	0	0/0	0	0.0	2	3	2	1	0	0	0	1	.667	0	0	0	0	0
40 Kyle Schnell	99.00	0-0	1	0	0	0/0	0	0.0	1	2	2	1	0	0	0	0	1.000	0	1	0	0	0
Totals	3.78	15-14	29	29	3	2/0	3	264.0	241	130	111	113	226	42	5	13	.243	27	25	1	10	25
Opponents	4.05	14-15	29	29	3	1/1	9	264.1	265	146	119	94	159	60	8	18	.261	20	10	2	15	14

PB - Team (2), BOULWARE 1, OKEY 1, Opp (2). Pickoffs - Team (4), GOSSETT 1, SCHMIDT 1, ERWIN 1, OKEY 1, Opp (2).

RESULTS

36-25 OVERALL, 15-14 ACC REGULAR SEASON, 2-1 ACC TOURNAMENT, 0-2 NCAA TOURNAMENT, 22-12 HOME, 11-9 AWAY, 3-4 NEUTRAL, 20-13 DAY, 16-12 NIGHT, 7-8 ONE RUN, 2-2 EXTRA INNINGS, 5-11 TOP 25

Date	Opponent (Rank)	W-L	Score	Site	CU Rank	Clemson Pitcher	Opp. Pitcher	Time	CU R-H-E	Opp. R-H-E	Attendance
2-14	Eastern Michigan	L ⁽¹⁰⁾	5 - 6	H	13 - 21 - 16	Schmidt (0-1)	Calibuso (1-0)	3:34	5 - 9 - 1	6 - 10 - 1	5143
2-15	Eastern Michigan	W	5 - 3	H	13 - 21 - 16	• Crownover (1-0)	• Sharp (0-1)	3:00	5 - 10 - 1	3 - 7 - 2	5229
2-16	Eastern Michigan	W	9 - 7	H	13 - 21 - 16	Campbell (1-0)	Land (0-1)	3:39	9 - 10 - 1	7 - 13 - 4	5064
2-21	Maine	W	5 - 2	H	13 - 20 - 16	• Gossett (1-0)	• Lawrence (0-2)	2:25	5 - 9 - 2	2 - 8 - 0	4790
2-22	Maine	W	13 - 3	H	13 - 20 - 16	• Crownover (2-0)	Fullmer (0-1)	3:02	13 - 18 - 1	3 - 10 - 3	5902
2-23	Maine	W	10 - 2	H	13 - 20 - 16	• Long (1-0)	• Heath (1-1)	2:40	10 - 12 - 1	2 - 7 - 3	4389
2-25	Presbyterian College	W	4 - 2	H	11 - 16 - 16	Schmidt (1-1)	• Kehner (0-2)	2:08	4 - 8 - 0	2 - 3 - 0	3759
2-28	South Carolina (3-5-14)	L	6 - 9	^A	11 - 16 - 16	Bates (0-1)	Mincey (1-0)	3:35	6 - 8 - 4	9 - 13 - 1	8242
3- 1	South Carolina (3-5-14)	L	2 - 10	N1	11 - 16 - 16	• Crownover (2-1)	• Wynkoop (3-0)	3:18	2 - 9 - 4	10 - 10 - 2	7182
3- 2	South Carolina (3-5-14)	L	3 - 5	H	11 - 16 - 16	Schmidt (1-2)	Mincey (2-0)	2:38	3 - 11 - 2	5 - 10 - 0	6016
3- 4	Western Carolina	L	10 - 18	A	15 - NR - 20	• Bostic (0-1)	• Sammons (3-0)	3:49	10 - 12 - 3	18 - 16 - 4	1121
3- 7	* Virginia Tech	W	7 - 6	^H	15 - NR - 20	Campbell (2-0)	• Markey (2-2)	3:06	7 - 7 - 4	6 - 6 - 3	3715
3- 8	* Virginia Tech	W	12 - 2	H	15 - NR - 20	• Crownover (3-1)	• Scheetz (1-1)	2:55	12 - 13 - 1	2 - 6 - 3	5481
3- 9	* Virginia Tech	W	11 - 4	H	15 - NR - 20	Schmidt (2-2)	McIntyre (1-2)	3:23	11 - 16 - 0	4 - 9 - 1	4566
3-12	Appalachian State	W	2 - 1	^H	14 - NR - 18	• Erwin (1-0)	• MASON (0-1)	1:58	2 - 4 - 0	1 - 5 - 0	3450
3-14	* Wake Forest	L	3 - 4	^A	14 - NR - 18	Schmidt (2-3)	• Fischer (2-1)	2:13	3 - 4 - 0	4 - 4 - 0	638
3-15	* Wake Forest ⁽¹⁾	W	16 - 6	A	14 - NR - 18	• Crownover (4-1)	• McLeod (2-1)	3:08	16 - 18 - 0	6 - 14 - 3	-----
3-15	* Wake Forest ⁽²⁾	W	7 - 4	A	14 - NR - 18	• Long (2-0)	• Kaden (1-2)	3:07	7 - 14 - 1	4 - 5 - 1	1056
3-18	Georgia Southern	L	5 - 14	^A	13 - NR - 18	• Erwin (1-1)	• Frederick (2-0)	3:15	5 - 10 - 3	14 - 13 - 1	1240
3-19	Georgia Southern	W	5 - 4	A	13 - NR - 18	Moyer (1-0)	Alonzo (2-2)	2:31	5 - 6 - 1	4 - 6 - 1	1095
3-21	* Florida State (2-2-1)	W	9 - 3	^H	13 - NR - 18	• Gossett (2-0)	• Weaver (4-2)	2:48	9 - 13 - 1	3 - 6 - 0	4948
3-22	* Florida State ⁽¹⁾ (2-2-1)	L	1 - 11	H	13 - NR - 18	• Crownover (4-2)	• LEIBRANDT (4-1)	2:56	1 - 4 - 1	11 - 18 - 1	-----
3-22	* Florida State ⁽²⁾ (2-2-1)	L	3 - 4	^H	13 - NR - 18	Schmidt (2-4)	Smith (3-0)	3:10	3 - 8 - 1	4 - 7 - 2	6016
3-25	Georgia	W	16 - 4	^A	20 - NR - 22	• Schmidt (3-4)	• Walsh (1-1)	3:22	16 - 17 - 3	4 - 6 - 2	2147
3-28	* Maryland ⁽¹⁾ (NR-25-NR)	W	3 - 1	A	20 - NR - 22	• Gossett (3-0)	Casas (0-1)	2:24	3 - 10 - 2	1 - 8 - 0	-----
3-28	* Maryland ⁽²⁾ (NR-25-NR)	W	7 - 1	^A	20 - NR - 22	• CROWNOVER (5-2)	• Shawaryn (5-1)	2:30	7 - 13 - 0	1 - 4 - 0	575
4- 1	Furman	W	13 - 2	^H	16 - 23 - 15	Erwin (2-1)	• Greenfield (1-3)	3:08	13 - 10 - 4	2 - 3 - 0	3554
4- 2	Winthrop	W	4 - 2	^H	16 - 23 - 15	• Schmidt (4-4)	• Sightler (2-2)	2:25	4 - 8 - 1	2 - 7 - 1	3683
4- 5	* NC State	W	6 - 1	H	16 - 23 - 15	• Crownover (6-2)	• RODON (2-5)	2:18	6 - 12 - 1	1 - 5 - 4	5207
4- 6	* NC State	L	4 - 9	H	16 - 23 - 15	• Erwin (2-2)	Thomas (2-0)	2:48	4 - 8 - 1	9 - 13 - 2	4199
4- 7	* NC State	L	1 - 7	^H	14 - 22 - 14	• Schmidt (4-5)	O'Donnell (1-0)	3:15	1 - 7 - 4	7 - 10 - 1	3217
4- 8	Georgia	L	2 - 6	^H	14 - 22 - 14	• Koerner (0-1)	• Boling (3-2)	3:00	2 - 5 - 5	6 - 6 - 3	4260
4-11	* Virginia (2-3-2)	L	2 - 3	^A	14 - 22 - 14	• Crownover (6-3)	• Kirby (7-1)	2:50	2 - 5 - 1	3 - 5 - 1	4221
4-12	* Virginia (2-3-2)	W	7 - 1	A	14 - 22 - 14	• Gossett (4-0)	• Sborz (3-2)	3:08	7 - 7 - 0	1 - 5 - 2	4886
4-13	* Virginia (2-3-2)	L	0 - 1	A	14 - 22 - 14	• Long (2-1)	• Waddell (5-1)	3:05	0 - 8 - 0	1 - 4 - 1	4840
4-15	Coastal Carolina	W	9 - 6	^H	22 - NR - 20	Moyer (2-0)	Hunter (0-1)	3:49	9 - 15 - 3	6 - 7 - 0	3806
4-18	* Pittsburgh	W ⁽¹¹⁾	3 - 2	^A	22 - NR - 20	Moyer (3-0)	Harris (3-5)	3:18	3 - 12 - 1	2 - 8 - 0	609
4-19	* Pittsburgh	W	3 - 0	A	22 - NR - 20	• GOSSETT (5-0)	• Zeuch (1-3)	2:18	3 - 3 - 0	0 - 3 - 2	986
4-20	* Pittsburgh	L	4 - 13	A	22 - NR - 20	• Long (2-2)	• Wotherspoon (4-5)	3:22	4 - 14 - 0	13 - 10 - 0	428
4-22	Liberty	L	3 - 4	^H	22 - NR - 20	• Schmidt (4-6)	Clowers (5-0)	3:24	3 - 8 - 1	4 - 6 - 0	3015
4-23	Western Carolina	W	11 - 3	^H	22 - NR - 20	• Erwin (3-2)	• Danielson (0-1)	3:38	11 - 14 - 0	3 - 4 - 4	3892
4-25	* Miami (Fla.) (15-11-19)	L	2 - 5	^H	22 - NR - 20	• Crownover (6-4)	• Ch. Diaz (7-0)	2:43	2 - 5 - 2	5 - 11 - 1	4856
4-26	* Miami (Fla.) (15-11-19)	L ⁽¹²⁾	2 - 3	^H	22 - NR - 20	Moyer (3-1)	Woodrey (3-0)	3:06	2 - 10 - 0	3 - 11 - 0	5588
4-27	* Miami (Fla.) (15-11-19)	L	2 - 10	H	22 - NR - 20	• Long (2-3)	• Radziewski (4-2)	3:27	2 - 8 - 2	10 - 16 - 0	4300
5- 2	James Madison	W	8 - 0	^H		• ERWIN (4-2)	• Huffman (4-6)	2:29	8 - 10 - 0	0 - 6 - 4	3715
5- 3	James Madison	W	9 - 4	H		Campbell (3-0)	Cundiff (1-2)	3:07	9 - 15 - 0	4 - 7 - 2	3949
5- 4	UNLV	W	6 - 2	N1		• Gossett (6-0)	• Bonnell (5-4)	2:43	6 - 10 - 2	2 - 7 - 0	2417
5- 5	UNLV	W	5 - 2	^H	NR - NR - 24	• Long (3-3)	• Oakley (3-5)	2:38	5 - 4 - 0	2 - 6 - 1	3581
5- 7	High Point	W	1 - 0	^H	NR - NR - 24	• Schmidt (5-6)	• Carlson (1-1)	2:33	1 - 7 - 3	0 - 4 - 1	3502
5- 9	* Notre Dame	L	1 - 2	^A	NR - NR - 24	• Crownover (6-5)	• Connaughton (2-5)	2:23	1 - 4 - 0	2 - 6 - 0	716
5-10	* Notre Dame	W	8 - 0	A	NR - NR - 24	• GOSSETT (7-0)	• M. Hearne (4-6)	2:26	8 - 12 - 1	0 - 4 - 2	678
5-11	* Notre Dame	L	3 - 11	A	NR - NR - 24	• Erwin (4-3)	• Kerrigan (3-1)	2:34	3 - 4 - 2	11 - 13 - 2	702
5-13	Furman	W	7 - 2	^A1		Moyer (4-1)	Dittmar (0-3)	3:14	7 - 10 - 1	2 - 6 - 1	2459
5-15	* Boston College	W	8 - 4	^H		• Crownover (7-5)	• Gorman (3-7)	2:33	8 - 8 - 1	4 - 9 - 3	3664
5-16	* Boston College	L	1 - 3	^H		• Gossett (7-1)	• CHIN (5-2)	2:24	1 - 2 - 3	3 - 7 - 1	4083
5-17	* Boston College	W ⁽¹³⁾	10 - 9	H		Campbell (4-0)	Gorman (3-8)	4:48	10 - 16 - 3	9 - 14 - 2	3961
5-21	+ Duke	W	5 - 3	N2		• Crownover (8-5)	• Matuella (1-3)	3:12	5 - 10 - 0	3 - 6 - 2	3492
5-22	+ Miami (Fla.) (6-3-11)	W	3 - 2	^N2		Moyer (5-1)	B. Garcia (5-4)	3:20	3 - 10 - 2	2 - 8 - 0	3417
5-23	+ Georgia Tech	L	0 - 3	N2		• Schmidt (5-7)	• Isaacs (7-5)	2:26	0 - 4 - 3	3 - 9 - 0	2859
5-30	\$ Oregon (NR-20-18)	L	1 - 18	N3		• Crownover (8-6)	• Thorpe (11-4)	3:24	1 - 5 - 2	18 - 20 - 0	1920
5-31	\$ Xavier	L	4 - 6	N3		• Gossett (7-2)	• Klever (7-6)	2:41	4 - 9 - 2	6 - 12 - 1	1891

* - ACC regular-season game; + - ACC Tournament; \$ - NCAA Regional; N1,A1 - Greenville, S.C. (Fluor Field); N2 - Greensboro, N.C.; N3 - Nashville, Tenn.; ^ - night game; • - decision came in a starting role; Note: Pitchers in ALL CAPS denotes a complete game; **bold** denotes a Clemson home game; rankings by Baseball America, Collegiate Baseball, USA Today; official home attendance (33 dates): 144,500 (4,379 per date).

TEAM GAME-BY-GAME BATTING

Date	Opponent	ab	r	h	rbi	2b	3b	hr	tb	bb	ibb	sb	cs	hbp	sac	sf	gdp	k	po	a	e	lob	avg
Feb 14	EASTERN MICHIGAN	36	5	9	5	1	0	1	13	6	2	5	1	1	2	0	0	6	30	23	1	10	.250
Feb 15	EASTERN MICHIGAN	32	5	10	5	2	0	0	12	3	0	2	1	1	0	0	0	4	27	6	1	7	.279
Feb 16	EASTERN MICHIGAN	34	9	10	7	3	1	0	15	5	0	3	1	1	1	1	0	7	27	14	1	9	.284
Feb 21	MAINE	33	5	9	5	3	0	0	12	2	0	2	0	0	0	0	0	7	27	10	2	6	.281
Feb 22	MAINE	39	13	18	12	2	0	1	23	5	0	3	1	0	0	3	0	1	27	14	1	10	.322
Feb 23	MAINE	33	10	12	9	4	0	0	16	2	0	1	0	2	0	3	1	2	27	11	1	6	.329
Feb 25	PRESBYTERIAN COLL	29	4	8	4	0	1	0	10	2	0	1	2	0	0	0	0	5	27	18	0	3	.322
Feb 28	at South Carolina	34	6	8	5	2	0	0	10	6	0	1	0	1	2	0	0	15	24	5	4	10	.311
Mar 01	vs South Carolina	37	2	9	2	2	0	0	11	3	0	0	0	0	0	0	0	5	27	9	4	11	.303
Mar 02	SOUTH CAROLINA	35	3	11	2	1	0	0	12	0	0	1	0	0	2	0	1	5	27	9	2	7	.304
Mar 04	at Western Carolina	39	10	12	9	2	0	0	14	8	0	0	0	0	0	0	1	7	24	8	3	10	.304
*Mar 07	VIRGINIA TECH	34	7	7	5	2	1	1	14	0	0	3	0	0	1	2	0	9	27	12	4	4	.296
*Mar 08	VIRGINIA TECH	38	12	13	11	3	0	2	22	5	0	3	0	2	0	1	0	3	27	7	1	10	.300
*Mar 09	VIRGINIA TECH	39	11	16	11	3	1	1	24	3	0	2	0	0	1	1	0	3	27	11	0	9	.309
Mar 12	APPALACHIAN STATE	26	2	4	2	0	0	0	4	2	0	2	1	0	0	0	1	3	27	7	0	2	.301
*Mar 14	at Wake Forest	29	3	4	3	1	0	1	8	3	0	1	1	0	0	0	0	6	24	7	0	2	.293
*Mar 15	at Wake Forest	43	16	18	16	5	0	2	29	5	0	4	2	0	0	1	1	5	27	9	0	6	.302
*Mar 15	at Wake Forest	37	7	14	7	3	0	1	20	7	0	3	0	1	1	2	0	5	27	12	1	14	.306
Mar 18	at Georgia Southern	35	5	10	5	3	0	0	13	6	0	0	0	1	0	2	0	6	24	6	3	12	.305
Mar 19	at Georgia Southern	33	5	6	2	1	0	1	10	3	0	3	1	1	0	0	0	9	27	8	1	5	.299
*Mar 21	FLORIDA STATE	34	9	13	8	4	0	1	20	3	0	0	0	0	0	1	1	3	27	11	1	5	.303
*Mar 22	FLORIDA STATE	30	1	4	0	1	1	0	7	2	0	0	0	0	0	0	1	1	27	14	1	4	.296
*Mar 22	FLORIDA STATE	35	3	8	3	3	0	0	11	3	0	2	0	0	0	0	2	6	27	5	1	8	.293
Mar 25	at Georgia	44	16	17	15	7	0	1	27	9	0	5	0	0	0	0	1	12	27	14	3	10	.298
*Mar 28	at Maryland	35	3	10	3	1	1	1	16	2	0	0	1	0	0	1	0	7	27	10	2	8	.298
*Mar 28	at Maryland	37	7	13	7	2	2	2	25	4	0	1	2	0	0	0	1	7	27	10	0	7	.300
Apr 01	FURMAN	32	13	10	13	4	0	2	20	6	0	3	0	4	0	2	0	6	27	12	4	7	.300
Apr 02	WINTHROP	29	4	8	4	1	0	0	9	2	0	1	2	0	0	1	0	4	27	13	1	4	.300
*Apr 05	NC STATE	36	6	12	4	2	0	0	14	0	0	4	0	0	0	0	0	5	27	6	1	6	.301
*Apr 06	NC STATE	36	4	8	3	2	0	0	10	0	0	0	0	1	0	0	0	5	27	11	1	6	.298
*Apr 07	NC STATE	34	1	7	0	1	0	0	8	6	0	1	0	0	0	0	1	11	27	16	4	12	.295
Apr 08	GEORGIA	30	2	5	2	0	0	0	5	3	0	0	0	0	1	1	2	8	27	11	5	6	.292
*Apr 11	at Virginia	31	2	5	2	0	0	0	5	4	0	0	0	0	2	0	0	9	24	6	1	8	.288
*Apr 12	at Virginia	32	7	7	7	1	0	1	11	5	2	0	0	0	1	1	1	5	27	10	0	5	.286
*Apr 13	at Virginia	34	0	8	0	0	0	0	8	1	0	1	0	1	1	0	1	8	24	9	0	10	.285
Apr 15	COASTAL CAROLINA	37	9	15	9	3	0	1	21	8	0	1	0	0	0	0	0	7	27	11	3	12	.288
*Apr 18	at Pittsburgh	43	3	12	3	2	0	0	14	0	0	3	0	0	1	0	1	8	33	5	1	8	.288
*Apr 19	at Pittsburgh	29	3	3	3	0	0	0	3	4	0	2	0	0	1	0	0	5	27	12	0	4	.284
*Apr 20	at Pittsburgh	38	4	14	3	6	1	1	25	3	0	1	1	1	0	1	0	0	24	8	0	12	.286
Apr 22	LIBERTY	34	3	8	3	0	0	0	8	8	1	0	1	1	0	0	0	5	27	8	1	13	.285
Apr 23	WESTERN CAROLINA	39	11	14	10	1	0	0	15	5	0	3	0	1	0	1	0	5	27	5	0	11	.287
*Apr 25	MIAMI (FLA.)	32	2	5	0	2	0	0	7	3	0	0	0	1	0	0	1	5	27	14	2	7	.284
*Apr 26	MIAMI (FLA.)	42	2	10	1	1	0	0	11	0	0	2	1	0	1	0	2	9	36	14	0	5	.283
*Apr 27	MIAMI (FLA.)	33	2	8	2	0	0	0	8	4	0	0	0	1	2	0	0	11	27	12	2	11	.282
May 02	JAMES MADISON	30	8	10	8	2	0	0	12	7	0	3	1	1	0	1	0	4	27	12	0	7	.283
May 03	JAMES MADISON	39	9	15	8	1	0	0	16	3	0	4	1	0	0	0	0	1	27	7	0	9	.286
May 04	vs UNLV	31	6	10	6	2	1	1	17	6	1	0	0	0	1	0	1	0	27	13	2	8	.286
May 05	UNLV	26	5	4	4	2	0	0	6	6	0	0	0	2	1	1	1	4	27	8	0	7	.284
May 07	HIGH POINT	28	1	7	1	1	0	0	8	3	0	1	1	1	0	1	1	3	27	9	3	8	.284
*May 09	at Notre Dame	28	1	4	1	2	0	0	6	8	1	1	0	0	1	1	1	2	24	3	0	10	.281
*May 10	at Notre Dame	37	8	12	5	3	0	0	15	3	0	1	2	0	1	0	0	1	27	11	1	6	.282
*May 11	at Notre Dame	33	3	4	3	2	1	0	8	2	0	0	0	1	0	0	0	3	24	7	2	6	.279
May 13	at Furman	35	7	10	5	0	1	0	12	5	0	5	1	0	0	0	0	3	27	14	1	6	.279
*May 15	BOSTON COLLEGE	28	8	8	7	2	0	3	19	5	0	1	2	0	0	2	2	7	27	8	1	3	.280
*May 16	BOSTON COLLEGE	28	1	2	1	1	0	0	3	2	0	0	0	0	0	1	0	6	27	14	3	3	.276
*May 17	BOSTON COLLEGE	52	10	16	9	5	0	1	24	7	0	0	0	1	0	0	2	4	39	11	3	12	.277
May 21	vs Duke	35	5	10	5	1	0	0	11	6	2	2	0	0	1	0	1	6	27	3	0	10	.277
May 22	vs Miami (Fla.)	33	3	10	3	0	0	1	13	6	0	1	0	1	0	0	2	5	27	13	2	12	.278
May 23	vs Georgia Tech	30	0	4	0	0	0	0	4	4	0	0	1	1	0	0	0	13	27	11	3	8	.276
May 30	vs Oregon	28	1	5	1	1	0	0	6	5	0	0	2	0	1	0	1	6	24	7	2	6	.274
May 31	vs Xavier	34	4	9	4	4	0	1	16	2	0	0	1	0	1	0	0	3	24	7	2	6	.274
Totals		2086	337	572	303	116	12	28	796	241	9	89	31	30	27	32	32	336	1644	611	89	469	.274

TEAM GAME-BY-GAME PITCHING

Date	Opponent	ip	h	r	er	bb	so	2b	3b	hr	wp	bk	hbp	dp	ibb	score	w-l	sv	era
Feb 14	EASTERN MICHIGAN	10.0	10	6	5	2	7	3	0	0	0	0	1	1	1	5-6	0-1	0	4.50
Feb 15	EASTERN MICHIGAN	9.0	7	3	1	0	13	1	0	0	1	0	1	0	0	5-3	1-1	1	2.84
Feb 16	EASTERN MICHIGAN	9.0	13	7	6	2	7	5	1	0	1	0	1	0	0	9-7	2-1	1	3.86
Feb 21	MAINE	9.0	8	2	2	0	8	1	0	0	1	0	1	1	0	5-2	3-1	2	3.41
Feb 22	MAINE	9.0	10	3	2	1	6	3	0	0	1	0	1	2	0	13-3	4-1	2	3.13
Feb 23	MAINE	9.0	7	2	2	3	9	1	0	0	0	1	0	1	0	10-2	5-1	2	2.95
Feb 25	PRESBYTERIAN COLL	9.0	3	2	2	3	4	0	0	0	1	0	2	2	0	4-2	6-1	3	2.81
Feb 28	at South Carolina	8.0	13	9	7	4	12	1	0	2	4	0	0	0	0	6-9	6-2	3	3.38
Mar 01	vs South Carolina	9.0	10	10	4	8	10	0	0	0	0	0	0	1	0	2-10	6-3	3	3.44
Mar 02	SOUTH CAROLINA	9.0	10	5	5	1	9	2	0	0	2	0	0	1	0	3-5	6-4	3	3.60
Mar 04	at Western Carolina	8.0	16	18	16	9	11	4	0	1	0	0	2	0	0	10-18	6-5	3	4.78
*Mar 07	VIRGINIA TECH	9.0	6	6	5	5	12	1	0	1	2	0	0	0	0	7-6	7-5	3	4.79
*Mar 08	VIRGINIA TECH	9.0	6	2	1	2	4	2	0	0	1	0	0	0	0	12-2	8-5	3	4.50
*Mar 09	VIRGINIA TECH	9.0	9	4	4	6	7	2	1	0	2	0	0	0	0	11-4	9-5	3	4.46
Mar 12	APPALACHIAN STATE	9.0	5	1	1	0	10	0	0	1	0	0	0	0	0	2-1	10-5	4	4.23
*Mar 14	at Wake Forest	8.0	4	4	4	6	7	1	0	2	1	0	0	0	0	3-4	10-6	4	4.25
*Mar 15	at Wake Forest	9.0	14	6	6	2	7	1	0	1	0	0	1	0	0	16-6	11-6	5	4.35
*Mar 15	at Wake Forest	9.0	5	4	3	3	9	1	0	0	0	0	1	0	0	7-4	12-6	6	4.28
Mar 18	at Georgia Southern	8.0	13	14	12	11	6	2	0	2	4	0	2	1	0	5-14	12-7	6	4.71
Mar 19	at Georgia Southern	9.0	6	4	4	8	13	1	0	0	0	1	0	0	0	5-4	13-7	7	4.68
*Mar 21	FLORIDA STATE	9.0	6	3	3	6	10	1	0	0	0	0	1	1	0	9-3	14-7	7	4.60
*Mar 22	FLORIDA STATE	9.0	18	11	7	6	8	4	0	1	3	0	0	0	0	1-11	14-8	7	4.71
*Mar 22	FLORIDA STATE	9.0	7	4	4	7	9	3	0	1	0	0	1	0	0	3-4	14-9	7	4.68
Mar 25	at Georgia	9.0	6	4	3	5	8	0	0	0	2	0	4	2	0	16-4	15-9	7	4.61
*Mar 28	at Maryland	9.0	8	1	1	1	8	0	0	1	0	0	0	1	0	3-1	16-9	8	4.46
*Mar 28	at Maryland	9.0	4	1	1	0	9	1	1	0	0	0	1	0	0	7-1	17-9	8	4.32
Apr 01	FURMAN	9.0	3	2	1	5	7	0	0	0	0	0	1	0	0	13-2	18-9	8	4.20
Apr 02	WINTHROP	9.0	7	2	2	3	10	1	0	0	0	0	1	0	0	4-2	19-9	9	4.12
*Apr 05	NC STATE	9.0	5	1	1	2	8	0	0	0	1	0	1	0	0	6-1	20-9	9	4.01
*Apr 06	NC STATE	9.0	13	9	8	2	8	3	1	1	1	0	1	0	0	4-9	20-10	9	4.15
*Apr 07	NC STATE	9.0	10	7	3	5	9	2	0	0	1	0	1	1	0	1-7	20-11	9	4.11
Apr 08	GEORGIA	9.0	6	6	6	9	8	1	0	1	0	0	1	1	0	2-6	20-12	9	4.17
*Apr 11	at Virginia	8.0	5	3	2	3	4	2	0	0	1	0	0	0	0	2-3	20-13	9	4.12
*Apr 12	at Virginia	9.0	5	1	1	6	7	0	0	0	0	0	2	0	0	7-1	21-13	9	4.02
*Apr 13	at Virginia	8.0	4	1	1	3	6	1	0	0	0	0	1	0	0	0-1	21-14	9	3.95
Apr 15	COASTAL CAROLINA	9.0	7	6	2	9	8	1	0	1	0	1	1	1	0	9-6	22-14	10	3.89
*Apr 18	at Pittsburgh	11.0	8	2	2	2	5	1	0	0	0	0	2	1	0	3-2	23-14	10	3.82
*Apr 19	at Pittsburgh	9.0	3	0	0	1	7	0	0	0	1	0	1	2	0	3-0	24-14	10	3.72
*Apr 20	at Pittsburgh	8.0	10	13	13	12	7	1	0	0	1	0	4	0	0	4-13	24-15	10	3.97
Apr 22	LIBERTY	9.0	6	4	4	7	10	1	0	1	2	0	3	0	0	3-4	24-16	10	3.97
Apr 23	WESTERN CAROLINA	9.0	4	3	3	5	16	2	0	0	0	0	2	1	0	11-3	25-16	10	3.95
*Apr 25	MIAMI (FLA.)	9.0	11	5	4	4	7	0	0	1	1	1	1	2	0	2-5	25-17	10	3.95
*Apr 26	MIAMI (FLA.)	12.0	11	3	3	7	14	2	0	0	1	0	1	2	1	2-3	25-18	10	3.89
*Apr 27	MIAMI (FLA.)	9.0	16	10	7	5	9	0	0	0	3	0	1	1	0	2-10	25-19	10	3.96
May 02	JAMES MADISON	9.0	6	0	0	0	4	1	0	0	0	0	0	1	0	8-0	26-19	10	3.88
May 03	JAMES MADISON	9.0	7	4	4	4	9	3	0	0	1	0	0	0	0	9-4	27-19	10	3.88
May 04	vs UNLV	9.0	7	2	2	3	8	2	0	0	1	0	1	3	0	6-2	28-19	10	3.84
May 05	UNLV	9.0	6	2	2	4	3	1	0	0	0	0	0	1	0	5-2	29-19	11	3.80
May 07	HIGH POINT	9.0	4	0	0	3	8	0	0	0	0	0	0	1	0	1-0	30-19	12	3.72
*May 09	at Notre Dame	8.0	6	2	2	2	6	2	1	0	0	0	0	0	0	1-2	30-20	12	3.70
*May 10	at Notre Dame	9.0	4	0	0	1	11	1	0	0	1	0	0	0	0	8-0	31-20	12	3.62
*May 11	at Notre Dame	8.0	13	11	11	4	4	2	1	3	2	0	1	0	0	3-11	31-21	12	3.77
May 13	at Furman	9.0	6	2	1	4	3	0	1	0	2	0	1	1	0	7-2	32-21	12	3.72
*May 15	BOSTON COLLEGE	9.0	9	4	3	1	6	2	0	1	1	0	1	1	0	8-4	33-21	12	3.71
*May 16	BOSTON COLLEGE	9.0	7	3	3	2	7	2	0	0	0	0	1	2	0	1-3	33-22	12	3.70
*May 17	BOSTON COLLEGE	13.0	14	9	8	7	11	4	0	0	3	0	1	0	1	10-9	34-22	12	3.74
May 21	vs Duke	9.0	6	3	3	3	9	0	0	1	0	0	0	0	0	5-3	35-22	13	3.73
May 22	vs Miami (Fla.)	9.0	8	2	2	3	8	1	0	0	1	0	2	1	0	3-2	36-22	13	3.70
May 23	vs Georgia Tech	9.0	9	3	3	1	6	0	0	1	1	0	2	1	0	0-3	36-23	13	3.69
May 30	vs Oregon	8.0	20	18	18	3	11	4	3	2	1	0	5	1	0	1-18	36-24	13	3.93
May 31	vs Xavier	8.0	12	6	4	1	9	3	0	0	1	0	0	0	0	4-6	36-25	13	3.94
Totals		548.0	502	285	240	237	496	87	10	26	54	4	60	39	3	337-285	36-25	13	3.94

TEAM SUPERLATIVES

Batting

At bats:	52	-	vs Boston College (May 17, 2014)
Runs scored:	16	-	at Wake Forest (Mar 15, 2014)
	16	-	at Georgia (Mar 25, 2014)
Hits:	18	-	vs Maine (Feb 22, 2014)
	18	-	at Wake Forest (Mar 15, 2014)
RBIs:	16	-	at Wake Forest (Mar 15, 2014)
Doubles:	7	-	at Georgia (Mar 25, 2014)
Triples:	2	-	at Maryland (Mar 28, 2014)
Home runs:	3	-	vs Boston College (May 15, 2014)
Total bases:	29	-	at Wake Forest (Mar 15, 2014)
Walks:	9	-	at Georgia (Mar 25, 2014)
Strikeouts:	15	-	at South Carolina (Feb 28, 2014)
Sac hits:	2	-	(5 times)
Sac flies:	3	-	vs Maine (Feb 22, 2014)
	3	-	vs Maine (Feb 23, 2014)
Stolen bases:	5	-	vs Eastern Michigan (Feb 14, 2014)
	5	-	at Georgia (Mar 25, 2014)
	5	-	at Furman (May 13, 2014)
Hit by pitch:	4	-	vs Furman (Apr 01, 2014)
Caught stealing:	2	-	(7 times)
Runners LOB:	14	-	at Wake Forest (Mar 15, 2014)
Hit into DP:	3	-	vs Boston College (May 17, 2014)

Fielding

Putouts:	39	-	vs Boston College (May 17, 2014)
Assists:	23	-	vs Eastern Michigan (Feb 14, 2014)
Errors:	5	-	vs Georgia (Apr 08, 2014)
Passed balls:	2	-	vs Eastern Michigan (Feb 15, 2014)
DPs turned:	3	-	vs UNLV (May 04, 2014 at Greenville, S.C.)

Pitching

Innings pitched:	13.0	-	vs Boston College (May 17, 2014)
Runs allowed:	18	-	at Western Carolina (Mar 04, 2014)
	18	-	vs Oregon (May 30, 2014 at Nashville, Tenn.)
Earned runs:	18	-	vs Oregon (May 30, 2014 at Nashville, Tenn.)
Walks allowed:	12	-	at Pittsburgh (Apr 20, 2014)
Strikeouts:	16	-	vs Western Carolina (Apr 23, 2014)
Hits allowed:	20	-	vs Oregon (May 30, 2014 at Nashville, Tenn.)
Doubles allowed:	5	-	vs Eastern Michigan (Feb 16, 2014)
Triples allowed:	3	-	vs Oregon (May 30, 2014 at Nashville, Tenn.)
Homers allowed:	3	-	at Notre Dame (May 11, 2014)
Wild pitches:	4	-	at South Carolina (Feb 28, 2014)
	4	-	at Georgia Southern (Mar 18, 2014)
Hit batters:	5	-	vs Oregon (May 30, 2014 at Nashville, Tenn.)

INDIVIDUAL SUPERLATIVES

Batting

At bats:	7	-	Steve Wilkerson vs Boston College (May 17, 2014)
	7	-	Steven Duggar vs Boston College (May 17, 2014)
Runs scored:	3	-	(9 times)
Hits:	4	-	(5 times)
RBIs:	5	-	Weston Wilson vs Virginia Tech (Mar 08, 2014)
Doubles:	2	-	(9 times)
Triples:	1	-	(12 times)
Home runs:	1	-	(28 times)
Total bases:	9	-	Shane Kennedy at Maryland (Mar 28, 2014)
Walks:	3	-	Tyler Slaton at Pittsburgh (Apr 19, 2014)
	3	-	Garrett Boulware vs UNLV (May 05, 2014)
	3	-	Tyler Slaton vs Miami (Fla.) (May 22, 2014 at Greensboro, N.C.)
Strikeouts:	3	-	(5 times)
Sac hits:	2	-	Jay Baum at South Carolina (Feb 28, 2014)
Sac flies:	2	-	Chris Okey at Wake Forest (Mar 15, 2014)
Stolen bases:	3	-	Steven Duggar at Furman (May 13, 2014)
Hit by pitch:	2	-	Tyler Slaton vs Furman (Apr 01, 2014)
Caught stealing:	1	-	(31 times)
Runners LOB:	6	-	Jon McGibbon at Wake Forest (Mar 15, 2014)
	6	-	Steven Duggar vs Liberty (Apr 22, 2014)

Fielding

Putouts:	16	-	Jon McGibbon vs Eastern Michigan (Feb 14, 2014)
Assists:	7	-	Weston Wilson vs Eastern Michigan (Feb 14, 2014)
	7	-	Steve Wilkerson vs Presbyterian College (Feb 25, 2014)
Errors:	3	-	Tyler Krieger vs Virginia Tech (Mar 07, 2014)
	3	-	Steve Wilkerson at Georgia Southern (Mar 18, 2014)
	3	-	Steve Wilkerson vs Georgia (Apr 08, 2014)
Passed balls:	2	-	Chris Okey vs Eastern Michigan (Feb 15, 2014)

Pitching

Innings pitched:	9.0	-	(5 times)
Runs allowed:	8	-	Matthew Crownover vs Oregon (May 30, 2014 at Nashville, Tenn.)
Earned runs:	8	-	Matthew Crownover vs Oregon (May 30, 2014 at Nashville, Tenn.)
Walks allowed:	6	-	Jake Long at Pittsburgh (Apr 20, 2014)
Strikeouts:	13	-	Zack Erwin vs Western Carolina (Apr 23, 2014)
	13	-	Daniel Gossett vs Miami (Fla.) (Apr 26, 2014)
Hits allowed:	10	-	Matthew Crownover vs Oregon (May 30, 2014 at Nashville, Tenn.)
Doubles allowed:	3	-	Matthew Crownover vs Maine (Feb 22, 2014)
	3	-	Daniel Gossett vs Xavier (May 31, 2014 at Nashville, Tenn.)
Triples allowed:	1	-	(10 times)
Homers allowed:	3	-	Jake Long at Notre Dame (May 11, 2014)
Wild pitches:	2	-	(6 times)
Hit batters:	3	-	Clate Schmidt at Georgia (Mar 25, 2014)

POSTSEASON STATS

Record: 2-3 Home: 0-0 Away: 0-0 Neutral: 2-3 ACC: 0-0

Player	avg	gp-gs	ab	r	h	2b	3b	hr	rbi	tb	slg%	bb	hp	so	gdp	ob%	sf	sh	sb-att	po	a	e	fld%
17 Steve Wilkerson	.333	5-5	18	1	6	0	0	1	4	9	.500	3	0	1	0	.429	0	0	0-0	4	12	0	1.000
30 Garrett Boulware	.333	5-5	18	1	6	2	0	0	1	8	.444	0	1	3	1	.368	0	0	0-0	10	1	1	.917
12 Jon McGibbon	.333	5-4	12	1	4	0	0	1	1	7	.583	4	0	3	0	.500	0	0	0-0	39	0	1	.975
3 Tyler Krieger	.316	5-5	19	2	6	3	0	0	2	9	.474	2	0	3	1	.381	0	1	2-2	0	0	0	.000
9 Steven Duggar	.286	5-5	21	2	6	0	0	0	3	6	.286	1	0	10	0	.318	0	0	0-1	9	0	0	1.000
25 Chris Okey	.200	5-5	15	2	3	0	0	0	0	3	.200	3	0	1	0	.333	0	1	1-1	45	5	0	1.000
18 Tyler Slaton	.200	5-5	15	2	3	0	0	0	0	3	.200	6	1	3	0	.455	0	1	0-2	11	0	0	1.000
13 Jay Baum	.158	5-5	19	0	3	1	0	0	2	4	.211	1	0	3	2	.200	0	0	0-0	4	6	1	.909
8 Weston Wilson	.077	5-5	13	2	1	0	0	0	0	1	.077	2	0	3	0	.200	0	0	0-1	3	9	1	.923

11 Shane Kennedy	.000	4-1	5	0	0	0	0	0	0	0	.000	0	0	2	0	.000	0	0	0-0	4	0	1	.800
10 Mike Dunster	.000	3-0	2	0	0	0	0	0	0	0	.000	0	0	1	0	.000	0	0	0-0	0	1	0	1.000
5 Joe Costigan	.000	1-0	1	0	0	0	0	0	0	0	.000	0	0	0	0	.000	0	0	0-0	0	0	0	.000
6 Andrew Cox	.000	2-0	1	0	0	0	0	0	0	0	.000	0	0	0	0	.000	0	0	0-0	0	0	0	.000
35 Mike Triller	.000	1-0	1	0	0	0	0	0	0	0	.000	0	0	0	0	.000	0	0	0-0	0	0	0	.000
4 Eli White	.000	2-0	0	0	0	0	0	0	0	0	.000	1	0	0	0	1.000	0	0	0-0	0	1	0	1.000
Totals	.238	5	160	13	38	6	0	2	13	50	.313	23	2	33	4	.341	0	3	3-7	129	41	9	.950
Opponents	.313	5	176	32	55	8	3	4	29	81	.460	11	9	43	2	.381	1	9	7-8	133	49	3	.984

LOB - Team (42), Opp (45). DP's turned - Team (3), Opp (6).

(Postseason Games Sorted by Earned run avg)

Player	era	w-l	app	gs	cg	sho	sv	ip	h	r	er	bb	so	2b	3b	hr	b/avg	wp	hp	bk	sfa	sha
32 Clate Schmidt	2.16	0-1	1	1	0	0/0	0	8.1	8	2	2	1	6	0	0	0	.250	1	2	0	0	2
23 Daniel Gossett	3.14	0-1	2	2	0	0/0	0	14.1	16	5	5	2	13	4	0	0	.286	1	2	0	0	2
44 Matthew Crownover	7.94	1-1	2	2	0	0/0	0	11.1	15	10	10	2	16	1	1	3	.319	0	1	0	0	3

42 Clay Bates	0.00	0-0	2	0	0	0/0	0	1.0	2	0	0	1	1	0	0	0	.400	1	0	0	0	0
39 Jake Long	0.00	0-0	1	0	0	0/0	0	1.0	1	0	0	0	2	1	0	0	.250	0	0	0	0	0
36 Matt Campbell	4.50	0-0	3	0	0	0/0	1	2.0	2	1	1	0	3	0	0	1	.250	0	0	0	0	0
20 Drew Moyer	6.75	1-0	4	0	0	0/0	0	2.2	3	4	2	2	0	0	0	0	.300	0	1	0	0	2
48 Garrett Lovorn	27.00	0-0	1	0	0	0/0	0	1.0	1	3	3	1	1	0	0	0	.200	1	2	0	0	0
19 Brody Koerner	36.00	0-0	1	0	0	0/0	0	1.0	5	4	4	0	0	1	1	0	.833	0	0	0	1	0
33 Zack Erwin	81.00	0-0	2	0	0	0/0	0	0.1	2	3	3	2	1	1	1	0	.667	0	1	0	0	0
Totals	6.28	2-3	5	5	0	0/0	1	43.0	55	32	30	11	43	8	3	4	.313	4	9	0	1	9
Opponents	2.44	3-2	5	5	0	1/1	2	44.1	38	13	12	23	33	6	0	2	.238	6	2	0	0	3

PB - Team (1), OKEY 1, Opp (1). Pickoffs - Team (1), OKEY 1, Opp (3).

ACC TOURNAMENT STATS

Record: 2-1 Home: 0-0 Away: 0-0 Neutral: 2-1 ACC: 0-0

Player	avg	gp-gs	ab	r	h	2b	3b	hr	rbi	tb	slg%	bb	hp	so	gdp	ob%	sf	sh	sb-att	po	a	e	fld%
17 Steve Wilkerson	.364	3-3	11	0	4	0	0	0	1	4	.364	3	0	0	0	.500	0	0	0-0	2	10	0	1.000
30 Garrett Boulware	.364	3-3	11	0	4	0	0	0	1	4	.364	0	1	3	0	.417	0	0	0-0	7	0	0	1.000
12 Jon McGibbon	.333	3-2	6	1	2	0	0	1	1	5	.833	3	0	2	0	.556	0	0	0-0	24	0	1	.960
9 Steven Duggar	.308	3-3	13	2	4	0	0	0	2	4	.308	1	0	6	0	.357	0	0	0-0	6	0	0	1.000
25 Chris Okey	.300	3-3	10	2	3	0	0	0	0	3	.300	2	0	1	0	.417	0	0	1-1	24	2	0	1.000
18 Tyler Slaton	.222	3-3	9	1	2	0	0	0	0	2	.222	3	1	3	0	.462	0	1	0-1	7	0	0	1.000
3 Tyler Krieger	.167	3-3	12	0	2	1	0	0	2	3	.250	2	0	2	1	.286	0	0	2-2	0	0	0	.000
13 Jay Baum	.167	3-3	12	0	2	0	0	0	1	2	.167	1	0	2	2	.231	0	0	0-0	4	5	1	.900
8 Weston Wilson	.111	3-3	9	2	1	0	0	0	0	1	.111	1	0	3	0	.200	0	0	0-0	3	4	1	.875

11 Shane Kennedy	.000	2-1	3	0	0	0	0	0	0	0	.000	0	0	1	0	.000	0	0	0-0	4	0	1	.800
10 Mike Dunster	.000	1-0	1	0	0	0	0	0	0	0	.000	0	0	1	0	.000	0	0	0-0	0	1	0	1.000
6 Andrew Cox	.000	2-0	1	0	0	0	0	0	0	0	.000	0	0	0	0	.000	0	0	0-0	0	0	0	.000
Totals	.245	3	98	8	24	1	0	1	8	28	.286	16	2	24	3	.362	0	1	3-4	81	27	5	.956
Opponents	.228	3	101	8	23	1	0	2	7	30	.297	7	4	23	2	.304	0	3	1-1	79	26	2	.981

LOB - Team (30), Opp (26). DP's turned - Team (2), Opp (4).

(ACC Tournament Games Sorted by Earned run avg)

Player	era	w-l	app	gs	cg	sho	sv	ip	h	r	er	bb	so	2b	3b	hr	b/avg	wp	hp	bk	sfa	sha
32 Clate Schmidt	2.16	0-1	1	1	0	0/0	0	8.1	8	2	2	1	6	0	0	0	.250	1	2	0	0	2
23 Daniel Gossett	2.16	0-0	1	1	0	0/0	0	8.1	7	2	2	2	8	1	0	0	.226	1	2	0	0	1
44 Matthew Crownover	2.35	1-0	1	1	0	0/0	0	7.2	5	2	2	1	9	0	0	1	.185	0	0	0	0	0

42 Clay Bates	0.00	0-0	1	0	0	0/0	0	0.1	1	0	0	0	0	0	0	0	.500	0	0	0	0	0
33 Zack Erwin	0.00	0-0	1	0	0	0/0	0	0.0	0	0	0	1	0	0	0	0		0	0	0	0	0
20 Drew Moyer	6.75	1-0	2	0	0	0/0	0	1.1	0	1	1	2	0	0	0	0	.000	0	0	0	0	0
36 Matt Campbell	9.00	0-0	2	0	0	0/0	1	1.0	2	1	1	0	0	0	0	1	.400	0	0	0	0	0
Totals	2.67	2-1	3	3	0	0/0	1	27.0	23	8	8	7	23	1	0	2	.228	2	4	0	0	3
Opponents	2.39	1-2	3	3	0	1/1	1	26.1	24	8	7	16	24	1	0	1	.245	4	2	0	0	1

PB - Team (0), Opp (1). Pickoffs - Team (0), Opp (1).

NCAA TOURNAMENT STATS

Record: 0-2 Home: 0-0 Away: 0-0 Neutral: 0-2 ACC: 0-0

Player	avg	gp-gs	ab	r	h	2b	3b	hr	rbi	tb	slg%	bb	hp	so	gdp	ob%	sf	sh	sb-att	po	a	e	fld%
3 Tyler Krieger	.571	2-2	7	2	4	2	0	0	0	6	.857	0	0	1	0	.571	0	1	0-0	0	0	0	.000
12 Jon McGibbon	.333	2-2	6	0	2	0	0	0	0	2	.333	1	0	1	0	.429	0	0	0-0	15	0	0	1.000
30 Garrett Boulware	.286	2-2	7	1	2	2	0	0	0	4	.571	0	0	0	1	.286	0	0	0-0	3	1	1	.800
17 Steve Wilkerson	.286	2-2	7	1	2	0	0	1	3	5	.714	0	0	1	0	.286	0	0	0-0	2	2	0	1.000
9 Steven Duggar	.250	2-2	8	0	2	0	0	0	1	2	.250	0	0	4	0	.250	0	0	0-1	3	0	0	1.000
18 Tyler Slaton	.167	2-2	6	1	1	0	0	0	0	1	.167	3	0	0	0	.444	0	0	0-1	4	0	0	1.000
13 Jay Baum	.143	2-2	7	0	1	1	0	0	1	2	.286	0	0	1	0	.143	0	0	0-0	0	1	0	1.000
25 Chris Okey	.000	2-2	5	0	0	0	0	0	0	0	.000	1	0	0	0	.167	0	1	0-0	21	3	0	1.000

8 Weston Wilson	.000	2-2	4	0	0	0	0	0	0	0	.000	1	0	0	0	.200	0	0	0-1	0	5	0	1.000
11 Shane Kennedy	.000	2-0	2	0	0	0	0	0	0	0	.000	0	0	1	0	.000	0	0	0-0	0	0	0	.000
10 Mike Dunster	.000	2-0	1	0	0	0	0	0	0	0	.000	0	0	0	0	.000	0	0	0-0	0	0	0	.000
35 Mike Triller	.000	1-0	1	0	0	0	0	0	0	0	.000	0	0	0	0	.000	0	0	0-0	0	0	0	.000
5 Joe Costigan	.000	1-0	1	0	0	0	0	0	0	0	.000	0	0	0	0	.000	0	0	0-0	0	0	0	.000
4 Eli White	.000	2-0	0	0	0	0	0	0	0	0	.000	1	0	0	0	1.000	0	0	0-0	0	1	0	1.000
Totals	.226	2	62	5	14	5	0	1	5	22	.355	7	0	9	1	.304	0	2	0-3	48	14	4	.939
Opponents	.427	2	75	24	32	7	3	2	22	51	.680	4	5	20	0	.482	1	6	6-7	54	23	1	.987

LOB - Team (12), Opp (19). DPs turned - Team (1), Opp (2).

(NCAA Tournament Games Sorted by Earned run avg)

Player	era	w-l	app	gs	cg	sho	sv	ip	h	r	er	bb	so	2b	3b	hr	b/avg	wp	hp	bk	sfa	sha
23 Daniel Gossett	4.50	0-1	1	1	0	0/0	0	6.0	9	3	3	0	5	3	0	0	.360	0	0	0	0	1
44 Matthew Crownover	19.64	0-1	1	1	0	0/0	0	3.2	10	8	8	1	7	1	1	2	.500	0	1	0	0	3

36 Matt Campbell	0.00	0-0	1	0	0	0/0	0	1.0	0	0	0	0	3	0	0	0	.000	0	0	0	0	0
39 Jake Long	0.00	0-0	1	0	0	0/0	0	1.0	1	0	0	0	2	1	0	0	.250	0	0	0	0	0
42 Clay Bates	0.00	0-0	1	0	0	0/0	0	0.2	1	0	0	1	1	0	0	0	.333	1	0	0	0	0
20 Drew Moyer	6.75	0-0	2	0	0	0/0	0	1.1	3	3	1	0	0	0	0	0	.500	0	1	0	0	2
48 Garrett Lovorn	27.00	0-0	1	0	0	0/0	0	1.0	1	3	3	1	1	0	0	0	.200	1	2	0	0	0
19 Brody Koerner	36.00	0-0	1	0	0	0/0	0	1.0	5	4	4	0	0	1	1	0	.833	0	0	0	1	0
33 Zack Erwin	81.00	0-0	1	0	0	0/0	0	0.1	2	3	3	1	1	1	1	0	.667	0	1	0	0	0
Totals	12.38	0-2	2	2	0	0/0	0	16.0	32	24	22	4	20	7	3	2	.427	2	5	0	1	6
Opponents	2.50	2-0	2	2	0	0/0	1	18.0	14	5	5	7	9	5	0	1	.226	2	0	0	0	2

PB - Team (1), OKEY 1. Pickoffs - Team (1), OKEY 1, Opp (2).

INDIVIDUAL GAME-BY-GAME BATTING

		BAUM	BOULWARE	COX	DUGGAR	DUNSTER	KENNEDY	KRIEGER	McGIBBON	OKEY	SLATON	TRILLER	WHITE	WILKERSON	WILSON
Date	Opponent	AB-R-H-RBI	AB-R-H-RBI	AB-R-H-RBI	AB-R-H-RBI	AB-R-H-RBI	AB-R-H-RBI	AB-R-H-RBI	AB-R-H-RBI	AB-R-H-RBI	AB-R-H-RBI	AB-R-H-RBI	AB-R-H-RBI	AB-R-H-RBI	AB-R-H-RBI
2-14	Eastern Michigan	*5-0-1-0	*3-0-0-1	*4-0-2-0	*4-1-1-1	1-1-1-1	-----	*3-2-1-0	*4-0-0-0	*5-0-2-2	*4-1-1-0	-----	1-0-0-0	-----	*2-0-0-0
2-15	Eastern Michigan	*3-0-1-1	*4-1-1-1	*2-1-1-0	*4-1-3-1	-----	-----	*4-1-3-2	*3-0-0-0	*4-0-0-0	*4-0-0-0	0-0-0-0	-----	-----	*4-1-1-0
2-16	Eastern Michigan	*5-2-3-2	*4-1-2-2	*3-0-1-0	*4-2-1-0	1-0-0-0	-----	*4-1-1-0	0-0-0-0	*3-0-1-3	*3-2-0-0	1-0-0-0	*2-1-1-0	-----	*4-0-0-0
2-21	Maine	*4-0-1-0	*4-1-2-1	*3-1-0-0	*4-1-1-1	-----	-----	*3-1-1-0	*3-0-0-0	*4-0-1-2	*4-1-2-1	-----	-----	*4-0-1-0	-----
2-22	Maine	*4-1-1-1	*2-1-1-1	*3-1-1-1	*4-1-1-0	1-0-0-0	-----	*5-0-3-1	*3-2-1-1	*6-2-4-2	1-0-1-0	1-0-0-0	1-0-0-0	-----	1-1-1-3
2-23	Maine	*3-1-1-0	*4-1-3-3	1-0-0-0	*4-1-1-1	1-0-0-0	-----	*1-2-1-0	*2-1-0-0	*5-0-1-1	*3-1-1-1	1-0-1-0	1-1-1-0	*2-1-1-1	*4-1-1-2
2-25	Presbyterian College	*3-0-0-0	*3-0-0-0	-----	*3-1-1-2	-----	-----	*4-1-2-0	*3-0-0-0	*4-1-1-1	*3-0-1-0	-----	-----	*3-0-1-1	*3-1-2-0
2-28	South Carolina	*3-0-0-0	*4-0-2-1	1-0-0-0	*3-2-1-0	-----	-----	*5-1-1-3	*2-1-0-0	*4-0-0-0	*5-1-2-0	-----	-----	*4-1-1-0	*3-0-1-1
3- 1	# South Carolina	*4-0-1-1	*5-0-1-0	0-0-0-0	*4-1-1-0	0-0-0-0	-----	*5-1-1-0	*4-0-1-0	*4-0-1-1	*4-0-2-0	-----	-----	*4-0-1-0	*3-0-0-0
3- 2	South Carolina	*4-1-1-0	*4-1-1-0	*3-0-0-0	*4-0-3-1	1-0-0-0	-----	*3-0-1-0	*3-0-0-0	*4-0-1-0	*5-1-3-1	-----	-----	*4-0-1-0	-----
3- 4	Western Carolina	*3-1-0-0	*3-1-1-1	*1-0-0-0	*5-1-1-0	2-0-0-0	-----	*6-2-3-1	3-0-1-2	*2-0-0-0	*5-1-2-1	3-1-2-1	1-0-0-0	*4-2-3-2	*1-0-0-0
3- 7	* Virginia Tech	*4-1-1-0	*3-0-1-1	-----	*4-0-0-0	1-0-0-0	-----	*3-1-1-2	*3-1-0-0	*4-0-1-0	*5-1-1-1	*3-2-1-0	-----	*4-1-1-1	0-0-0-0
3- 8	* Virginia Tech	*5-2-3-1	*3-0-0-1	2-0-0-0	*2-1-2-1	1-0-0-0	-----	*4-2-1-0	*2-2-1-2	*4-1-1-1	*5-1-1-0	1-0-0-0	1-0-0-0	*3-1-1-0	*4-2-3-5
3- 9	* Virginia Tech	*3-1-2-1	*5-3-3-2	1-0-0-0	*4-2-1-1	1-0-1-0	-----	*4-1-1-0	*4-0-0-0	*3-1-3-4	*5-1-3-1	0-0-0-0	1-0-0-0	*3-1-1-2	*4-1-1-0
3-12	Appalachian State	*3-0-0-0	*3-0-1-1	-----	*2-0-1-1	-----	-----	*3-1-1-0	*3-0-0-0	*3-0-0-0	*4-1-1-0	*3-0-0-0	-----	*2-0-0-0	-----
3-14	* Wake Forest	*3-0-1-0	*2-1-0-0	*3-0-0-0	*4-1-2-0	-----	-----	*4-0-0-0	*3-0-0-0	*3-1-1-3	*4-0-0-0	-----	-----	*3-0-0-0	-----
3-15	* Wake Forest ⁽¹⁾	*4-2-3-3	*5-2-2-1	1-0-0-0	*5-0-2-2	1-0-0-0	-----	*4-2-2-1	*4-2-2-2	*5-2-1-1	*6-1-3-4	0-0-0-0	0-0-0-0	*4-3-2-2	*4-2-1-0
3-15	* Wake Forest ⁽²⁾	*5-1-2-0	*5-3-3-0	-----	*4-0-2-1	-----	-----	*5-2-2-2	*4-0-1-1	*3-0-1-3	*4-1-0-0	-----	-----	*4-0-2-0	*3-0-1-0
3-18	Georgia Southern	*2-0-0-0	*5-1-2-1	-----	*4-0-0-2	-----	1-0-0-0	*3-2-2-0	*2-0-0-0	*3-1-2-0	*4-1-2-0	2-0-0-0	2-0-0-0	*4-0-2-2	*3-0-0-0
3-19	Georgia Southern	*4-0-0-0	*4-0-1-0	-----	*3-1-1-0	-----	*4-1-1-0	*2-0-0-0	0-0-0-0	*4-0-0-0	*5-1-2-2	*4-1-1-0	-----	*3-1-0-0	-----
3-21	* Florida State	*3-0-1-1	*4-2-2-2	-----	*4-0-2-0	-----	*4-1-2-1	*4-1-2-3	-----	*4-1-2-1	*4-2-1-0	-----	-----	*3-2-1-0	*4-0-0-0
3-22	* Florida State ⁽¹⁾	*3-1-1-0	*3-0-0-0	-----	*3-0-0-0	-----	*3-0-0-0	*4-0-0-0	-----	*4-0-2-0	*3-0-0-0	-----	1-0-0-0	*3-0-0-0	*3-0-1-0
3-22	* Florida State ⁽²⁾	*4-1-1-2	*4-0-1-0	-----	*3-1-0-0	1-0-0-0	*3-1-0-0	*5-0-1-0	-----	*4-0-2-0	*5-0-1-0	-----	-----	*3-0-0-0	*3-0-2-1
3-25	Georgia	*3-2-1-0	*4-3-1-1	1-0-0-0	*6-1-4-4	2-1-0-1	*5-2-2-2	*6-3-2-1	-----	*5-1-1-2	*5-1-3-2	1-0-0-0	0-0-0-0	*3-1-2-0	*2-1-1-2
3-28	* Maryland ⁽¹⁾	*3-0-1-1	*3-0-1-0	-----	*4-0-1-0	-----	*4-2-4-2	*4-0-0-0	0-0-0-0	*4-0-0-0	*5-0-1-0	-----	-----	*4-1-1-0	*4-0-1-0
3-28	* Maryland ⁽²⁾	*3-0-2-3	*4-0-0-0	1-0-0-0	*4-2-2-1	1-0-1-1	*2-0-0-0	*5-0-1-0	1-0-0-0	*4-2-1-2	*4-1-2-0	0-0-0-0	0-0-0-0	*4-3-2-3	*3-0-1-0
4- 1	Furman	*3-1-1-1	*3-0-0-1	0-1-0-0	*2-0-0-1	1-0-0-0	*2-1-0-0	*4-0-0-0	1-2-1-3	*4-0-0-0	*2-2-2-3	2-1-1-0	1-0-0-0	*4-3-2-1	*3-1-3-3
4- 2	Winthrop	*3-0-2-1	*4-0-1-0	-----	*4-0-0-0	-----	*2-0-0-1	*4-0-1-2	0-0-0-0	*3-1-0-0	*4-1-1-0	-----	-----	*3-1-3-0	*2-1-0-0
4- 5	* NC State	*4-0-1-0	*4-1-1-0	-----	*4-2-2-0	-----	*4-1-1-1	*4-0-0-0	0-0-0-0	*4-2-2-1	*4-0-1-0	-----	-----	*4-0-2-2	*4-0-2-0
4- 6	* NC State	*4-0-0-0	*4-1-1-0	-----	*4-0-0-0	-----	*3-1-0-0	*4-1-1-0	-----	*4-0-1-0	*5-0-1-0	-----	-----	*4-1-2-1	*4-0-2-2
4- 7	* NC State	*3-1-1-0	*5-0-1-0	-----	*5-0-1-0	-----	*4-0-0-0	*3-0-2-0	-----	*3-0-1-0	*4-0-0-0	-----	-----	*4-0-0-0	*3-0-1-0
4- 8	Georgia	*2-2-1-0	*4-0-0-0	-----	*4-0-2-1	-----	*4-0-0-0	*1-0-0-1	-----	*4-0-1-0	*4-0-1-0	-----	-----	*4-0-0-0	*3-0-0-0
4-11	* Virginia	*2-0-0-0	*2-0-0-0	-----	*3-0-2-1	1-0-0-0	*4-0-1-0	*4-1-1-1	1-0-0-0	*4-0-0-0	*5-1-1-0	-----	-----	*3-0-0-0	*2-0-0-0
4-12	* Virginia	*3-2-1-0	*4-1-2-3	-----	*3-0-0-0	-----	*4-0-0-0	*5-1-2-2	0-0-0-0	*3-0-1-1	*4-2-1-1	-----	-----	*3-0-0-0	*3-1-0-0
4-13	* Virginia	*3-0-1-0	*4-0-1-0	1-0-0-0	*3-0-1-0	1-0-0-0	*4-0-2-0	*4-0-2-0	-----	*4-0-0-0	*4-0-1-0	-----	0-0-0-0	*4-0-1-0	*2-0-0-0
4-15	Coastal Carolina	*3-0-1-1	*5-3-4-1	1-0-0-0	*5-1-2-2	-----	*3-1-1-0	*5-2-4-0	0-0-0-0	*3-1-2-2	*3-1-0-0	-----	0-0-0-0	*5-0-1-2	*3-0-0-0
4-18	* Pittsburgh	*5-0-1-1	*5-0-2-0	-----	*5-1-2-0	-----	*4-0-1-1	*5-1-3-0	0-0-0-0	*5-1-1-1	*5-0-0-0	-----	-----	*5-0-1-0	*4-0-1-0
4-19	* Pittsburgh	*3-0-0-0	*3-1-1-0	-----	*3-0-1-0	-----	*3-0-0-0	*4-1-1-0	1-0-0-0	*4-0-0-0	*1-1-0-0	1-0-0-0	-----	*4-0-1-2	*2-0-0-0
4-20	* Pittsburgh	*1-0-0-0	*4-1-3-0	1-0-0-0	*5-0-1-0	1-0-1-0	*3-0-1-0	*3-1-2-0	2-0-1-0	*4-1-1-2	*5-1-2-0	*2-0-0-0	2-0-0-0	*4-0-2-1	0-0-0-0
4-22	Liberty	*4-0-1-1	*4-0-1-1	*2-0-0-0	*4-1-0-0	1-0-0-0	*4-0-1-1	-----	-----	*4-0-1-0	*3-2-2-0	-----	*3-0-0-0	*4-0-2-0	1-0-0-0
4-23	Western Carolina	*4-1-2-0	*4-2-1-0	0-0-0-0	*5-1-2-1	0-0-0-0	*4-0-2-2	-----	1-1-1-1	*3-3-1-0	*4-1-1-0	1-0-0-0	*4-0-0-2	*5-1-2-2	*4-1-2-2
4-25	* Miami (Fla.)	*4-0-1-0	*4-0-0-0	-----	*4-0-1-0	-----	*4-0-0-0	*3-0-0-0	1-0-0-0	*4-0-1-0	*2-0-1-0	-----	*2-1-0-0	*4-1-1-0	-----
4-26	* Miami (Fla.)	*4-0-1-0	*5-0-0-0	-----	*5-1-1-0	-----	*5-0-1-0	-----	1-0-0-0	*5-0-2-0	*4-0-1-0	-----	*4-0-1-0	*5-0-2-1	*4-1-1-0
4-27	* Miami (Fla.)	*3-0-1-0	*4-0-1-0	-----	*4-0-0-0	1-0-0-0	*4-0-0-0	-----	1-0-1-0	*5-0-1-1	*3-1-0-0	-----	*2-0-0-0	*3-0-2-1	*3-0-2-0
5- 2	James Madison	*4-0-2-0	*2-1-1-1	-----	*3-2-2-0	-----	*4-1-1-1	*5-1-1-2	-----	*4-1-1-2	*4-1-2-1	-----	-----	*1-1-0-1	*3-0-0-0
5- 3	James Madison	*4-1-2-1	*5-0-2-1	0-1-0-0	*5-2-2-2	-----	*4-0-2-0	*4-1-2-1	1-0-1-1	*5-1-2-0	*4-2-1-0	-----	0-0-0-0	*4-1-1-2	*3-0-0-0
5- 4	# UNLV	*4-1-2-1	*3-0-0-0	0-0-0-0	*3-1-0-0	-----	*4-1-2-0	*2-1-1-0	0-0-0-0	*4-1-1-0	*4-0-1-1	-----	0-0-0-0	*3-1-2-3	*4-0-1-1
5- 5	UNLV	*4-0-0-0	*1-0-1-2	0-0-0-0	*3-2-2-0	-----	*3-0-0-0	*2-2-1-1	0-0-0-0	*3-0-0-1	*3-1-0-0	-----	*3-0-0-0	-----	*4-0-0-0
5- 7	High Point	*3-0-1-0	*2-0-0-1	0-0-0-0	*3-1-1-0	-----	*4-0-2-0	*3-0-1-0	0-0-0-0	*4-0-0-0	*4-0-0-0	-----	*3-0-2-0	-----	*2-0-0-0
5- 9	* Notre Dame	*4-0-2-0	*3-0-0-1	-----	*3-0-0-0	2-0-1-0	*3-0-0-0	*4-0-1-0	-----	*3-0-0-0	*3-1-0-0	-----	-----	*3-0-0-0	*0-0-0-0
5-10	* Notre Dame	*3-1-0-0	*4-0-1-0	1-0-0-0	*4-1-0-0	1-0-0-0	*3-2-2-0	*4-1-2-1	1-0-1-1	*4-0-1-0	*4-2-2-1	0-0-0-0	0-0-0-0	*4-1-2-1	*3-0-1-1
5-11	* Notre Dame	*4-0-1-0	*4-1-1-0	-----	*4-1-1-0	1-0-0-0	*3-0-0-0	*3-1-0-1	1-0-0-0	*4-0-0-0	*3-0-0-0	-----	-----	*4-0-1-2	*2-0-0-0
5-13	# Furman	*4-0-2-3	*3-1-1-0	1-0-0-0	*4-2-2-1	-----	*3-1-0-1	*4-2-2-0	0-0-0-0	*4-0-1-0	*5-0-0-0	-----	-----	*3-0-0-0	*4-1-2-0
5-15	* Boston College	*2-1-1-2	*3-0-0-1	-----	*3-3-2-1	-----	*3-0-0-0	*4-2-3-2	1-0-0-0	*2-1-1-0	*3-0-0-0	1-0-0-0	-----	*4-1-1-1	*2-0-0-0
5-16	* Boston College	*3-0-0-0	*2-0-0-0	-----	*4-0-0-0	-----	*3-1-0-0	*4-0-0-0	-----	*2-0-1-1	*3-0-0-0	-----	-----	*4-0-1-0	*3-0-0-0
5-17	* Boston College	*6-1-2-1	*6-2-3-0	2-1-1-1	*7-0-1-1	4-1-1-0	-----	*5-1-2-0	*5-0-2-3	*2-0-1-0	*6-2-2-2	-----	-----	*7-1-1-1	*2-0-0-0
5-21	+ Duke	*5-0-1-0	*4-0-2-1	1-0-0-0	*5-1-2-2	-----	-----	*3-0-2-2	*2-0-0-0	*4-2-1-0	*4-0-0-0	-----	-----	*4-0-1-0	*3-2-1-0
5-22	+ Miami (Fla.)	*3-0-0-1	*3-0-0-0	-----	*4-1-2-0	1-0-0-0	*2-0-0-0	*5-0-0-0	2-1-2-1	*3-0-2-0	*2-1-1-0	-----	-----	*5-0-3-1	*3-0-0-0
5-23	+ Georgia Tech	*4-0-1-0	*4-0-2-0	0-0-0-0	*4-0-0-0	-----	1-0-0-0	*4-0-0-0	*2-0-0-0	*3-0-0-0	*3-0-1-0	-----	-----	*2-0-0-0	*3-0-0-0
5-30	\$ Oregon	*3-0-0-0	*3-0-1-0	-----	*4-0-1-0	0-0-0-0	1-0-0-0	*3-0-1-0	*3-0-0-0	*2-0-0-0	*2-1-1-0	1-0-0-0	0-0-0-0	*3-0-1-1	*2-0-0-0
5-31	\$ Xavier	*4-0-1-1	*4-1-1-0	-----	*4-0-1-1	1-0-0-0	1-0-0-0	*4-2-3-0	*3-0-2-0	*3-0-0-0	*4-0-0-0	-----	0-0-0-0	*4-1-1-2	*2-0-0-0

* - ACC regular-season game; # - Greenville, S.C. (Fluor Field); + - ACC Tournament at Greensboro, N.C.; \$ - NCAA Regional at Nashville, Tenn.; • - start; Note: **Bold** denotes a Clemson home game.

CAREER INDIVIDUAL GAME-BY-GAME PITCHING

#43 PATRICK ANDREWS, RHP

2012 • FR.										
Date	Opponent	IP	H	R	ER	BB	SO	Dec		
2-25	Maine	1.0	0	0	0	1	3			
3- 3	South Carolina	2.1	3	2	2	0	2			
3- 7	Holy Cross	1.0	1	0	0	0	2			
3-10	* North Carolina	1.1	0	0	0	1	0			
3-11	* North Carolina	1.0	1	2	2	2	0			
3-20	Elon	2.0	3	1	1	1	3			
3-24	* Virginia	^1.0	0	0	0	0	0			
3-27	Georgia	1.1	0	0	0	0	2			
3-28	Presbyterian College	^0.1	0	0	0	0	1			
3-31	* Miami (Fla.)	^2.0	1	0	0	0	1	S		
4- 4	Western Carolina	1.0	3	4	0	1	1	L		
4- 7	* Duke	^2.2	3	1	1	0	1	S		
4-11	Georgia	0.2	2	2	2	2	2	L		
4-14	* NC State	^1.2	0	0	0	0	2			
4-17	Charleston Southern	^0.2	1	0	0	0	0	W		
4-24	Coastal Carolina	1.1	2	4	4	1	2	L		
5- 6	College of Charleston	0.0	2	3	3	1	0			
5-14	* Florida State ⁽²⁾	^6.2	6	3	3	5	2			
5-19	* Wake Forest	0.0	1	0	0	0	0			
5-25	+ Florida State	^1.1	0	0	0	0	1	W		

2013 • SO.										
Date	Opponent	IP	H	R	ER	BB	SO	Dec		
2-16	William & Mary	^3.0	5	4	4	1	3	L		
2-23	Wright State ⁽²⁾	1.1	0	0	0	2	0			
3- 6	Wofford	3.0	2	1	0	1	0			
3-17	* Virginia	0.2	1	0	0	0	1			
3-23	* Duke ⁽²⁾	^1.0	0	0	0	0	0			
3-26	Georgia	^2.0	2	0	0	0	0			
4- 6	* Boston College	^2.0	1	0	0	0	0			
4- 9	Western Carolina	1.1	0	0	0	0	2	W		
4-10	Presbyterian College	2.0	1	1	1	0	1			
4-12	* Wake Forest	1.0	0	0	0	0	0			
4-13	* Wake Forest	1.0	1	0	0	0	1			
4-20	* Miami (Fla.)	^1.0	0	0	0	1	0			
4-26	* Georgia Tech ⁽²⁾	3.2	2	1	1	1	3			
5- 6	* Maryland ⁽¹⁾	2.0	3	1	1	0	2			
5- 8	# Furman ⁽¹⁾	1.0	2	2	0	0	0			
5-11	Georgia Southern	1.0	0	0	0	0	0			
5-14	USC Upstate	1.0	0	0	0	0	0			
5-16	* Florida State	0.2	0	0	0	1	1			
5-18	* Florida State	1.1	3	2	2	0	0			
5-22	+ NC State	^1.2	0	0	0	1	0			
5-24	+ North Carolina	2.0	4	0	0	1	5			
5-31	\$ Liberty	1.0	2	3	3	1	2			
6- 2	\$ Liberty	^3.0	1	0	0	0	4			

2014 • JR.										
Date	Opponent	IP	H	R	ER	BB	SO	Dec		
2-21	Maine	0.1	2	1	1	0	1			
2-23	Maine	1.0	0	0	0	1	0			
2-25	Presbyterian College	1.0	0	0	0	0	1			
2-28	South Carolina	1.2	3	1	1	0	0			
3- 4	Western Carolina	1.0	1	0	0	0	2			
3- 7	* Virginia Tech	0.0	2	3	2	1	0			

#42 CLAY BATES, RHP

2012 • RFR.										
Date	Opponent	IP	H	R	ER	BB	SO	Dec		
2-18	UAB ⁽¹⁾	^1.0	1	0	0	1	0			
2-25	Maine	^1.0	3	1	1	0	0			
3-21	# Elon	0.1	1	0	0	0	0			
3-27	Georgia	^1.0	2	1	1	0	1			
4- 4	Western Carolina	0.2	4	3	3	0	0			
4-11	Georgia	1.2	0	0	0	0	2			
5- 6	College of Charleston	^2.0	0	0	0	0	0			
5- 8	Tennessee Tech	0.2	2	2	2	0	0			
5-14	* Florida State ⁽¹⁾	0.1	0	0	0	1	0			

2013 • SO.

Date	Opponent	IP	H	R	ER	BB	SO	Dec		
2-15	William & Mary	1.1	2	0	0	0	0	W		
2-23	Wright State ⁽²⁾	^1.0	2	0	0	0	1			
3- 1	South Carolina	0.2	1	2	0	1	0			
3-10	* NC State	0.2	1	2	2	1	1			
3-15	* Virginia	0.0	0	0	0	1	0			
3-19	Morehead State	2.0	1	2	2	2	1			
4-24	Western Carolina	0.1	0	0	0	0	0			
5- 4	* Maryland	^1.0	0	0	0	1	0			
5- 8	# Furman ⁽¹⁾	^2.0	1	0	0	0	1			
5-10	Georgia Southern	^1.0	1	0	0	0	0			

2014 • JR.

Date	Opponent	IP	H	R	ER	BB	SO	Dec		
2-14	Eastern Michigan	2.1	1	0	0	0	2			
2-16	Eastern Michigan	1.1	2	0	0	0	0			
2-23	Maine	1.0	0	0	0	0	3			
2-25	Presbyterian College	1.0	0	0	0	0	1			
2-28	South Carolina	0.2	2	2	2	0	1	L		
3- 4	Western Carolina	1.0	1	0	0	0	1			
3- 7	* Virginia Tech	0.1	2	1	1	0	0			
3- 9	* Virginia Tech	1.0	0	0	0	2	1			
3-15	* Wake Forest ⁽²⁾	1.2	0	0	0	0	2			
3-19	Georgia Southern	1.0	0	0	0	0	2			
3-21	* Florida State	1.0	2	2	2	2	1			
4- 1	Furman	1.0	0	0	0	0	0			
4- 6	* NC State	^2.0	5	6	5	1	0			
4- 8	Georgia	2.0	1	1	1	2	1			
4-11	* Virginia	^1.0	0	0	0	1	0			
4-13	* Virginia	^0.1	0	0	0	0	0			
4-15	Coastal Carolina	^2.0	2	1	0	2	4	S		
4-20	* Pittsburgh	0.2	3	2	2	1	1			
4-25	* Miami (Fla.)	^2.0	3	2	1	1	1			
4-27	* Miami (Fla.)	1.0	1	0	0	2	0			
5- 5	UNLV	1.0	0	0	0	1	0			
5- 7	High Point	1.0	0	0	0	0	2			
5-11	* Notre Dame	1.0	1	0	0	1	0			
5-15	* Boston College	^1.0	1	0	0	1	1			
5-17	* Boston College	1.1	0	0	0	0	1			
5-22	+ Miami (Fla.)	0.1	1	0	0	0	0			
5-31	\$ Xavier	0.2	1	0	0	1	1			

#37 ALEX BOSTIC, LHP

2014 • FR.

Date	Opponent	IP	H	R	ER	BB	SO	Dec		
2-22	Maine	^1.0	1	0	0	0	0			
2-28	South Carolina	0.1	0	1	1	0	1			
3- 1	# South Carolina	0.0	0	1	0	2	0			
3- 4	Western Carolina	^1.0	2	5	4	3	1	L		
3-18	Georgia Southern	0.2	1	1	0	2	1			
4-20	* Pittsburgh	0.1	3	5	5	2	0			
4-27	* Miami (Fla.)	0.0	1	2	2	1	0			
5-11	* Notre Dame	^1.0	1	1	1	1	0			

#29 JACKSON CAMPANA, RHP

2013 • FR.

Date	Opponent	IP	H	R	ER	BB	SO	Dec		
2-23	Wright State ⁽²⁾	2.0	1	0	0	1	0			
3- 3	South Carolina	0.1	1	1	1	2	0			
3-23	* Duke ⁽²⁾	1.0	1	1	1	2	0			
4-24	Western Carolina	^1.0	2	0	0	0	1			
5- 8	# Furman ⁽²⁾	^2.0	0	0	0	2	2			
5-11	Georgia Southern	^1.0	1	0	0	1	2			
5-25	+ Miami (Fla.)	^2.0	4	2	1	0	1			
5-31	\$ Liberty	^1.0	1	0	0	0	2			

2014 • SO.

Date	Opponent	IP	H	R	ER	BB	SO	Dec		
4-20	* Pittsburgh	^1.0	0	0	0	1	1			
4-27	* Miami (Fla.)	^1.0	0	0	0	0	1			
5-15	* Boston College	0.2	1	2	2	0	0			

#36 MATT CAMPBELL, RHP

2011 • FR.										
Date	Opponent	IP	H	R	ER	BB	SO	Dec		
2-26	Charleston Southern	2.0	0	0	0	1	2			
3-19	* Duke	1.0	0	0	0	0	3			
3-20	* Duke	^1.2	0	0	0	0	1			
3-22	Elon	0.2	1	0	0	1	0			
3-25	* NC State	1.2	2	1	1	1	1			
3-29	Georgia	1.0	1	1	1	0	1			
4- 2	* North Carolina	0.0	1	2	2	1	0			
4- 6	Western Carolina	0.1	0	0	0	1	1			
4-23	* Wake Forest	^2.1	0	1	0	2	4			
5- 7	Gardner-Webb ⁽²⁾	^1.0	1	0	0	0	2			
5-10	# Furman	^1.2	0	0	0	3	1	S		
5-14	* Virginia Tech ⁽²⁾	^2.0	0	0	0	3	3	S		
5-17	Davidson	^1.0	1	0	0	0	2			
5-19	* Florida State	2.0	2	1	1	0	1			
5-28	+ NC State	2.1	1	0	0	0	1	W		
6- 6	\$ Connecticut	2.2	2	3	3	2	2			

2012 • SO.

Date	Opponent	IP	H	R	ER	BB	SO	Dec
2-17	UAB	3.0	4	1	1	0	3	L
2-24	Maine	2.0	4	2	2	0	1	
3- 2	% South Carolina	3.1	1	0	0	0	3	
3- 9	* North Carolina	2.0	1	0	0	2	2	
3-11	* North Carolina	2.0	3	2	1	2	1	L
3-16	* Boston College	^2.0	1	1	1	1	3	S
3-21	# Elon	^1.0	0	0	0	0	1	S
3-23	* Virginia	^0.1	1	0	0	1	1	
3-25	* Virginia	0.0	0	0	0	1	0	
3-27	Georgia	1.1	0	0	0	0	0	
3-30	* Miami (Fla.)	4.0	1	0	0	0	7	W
4-24	Coastal Carolina	2.0	3	1	1	2	3	
4-27	* Georgia Tech	2.1	0	1	1	2	4	

CAREER INDIVIDUAL GAME-BY-GAME PITCHING

2014 • SR.

Date	Opponent	IP	H	R	ER	BB	SO	Dec
2-16	Eastern Michigan	^2.2	2	1	0	1	3	W
2-23	Maine	^0.2	1	0	0	0	2	
2-25	Presbyterian College	^1.0	0	0	0	0	1	S
3- 4	Western Carolina	^1.0	0	0	0	0	1	2
3- 7	* Virginia Tech	^2.0	0	0	0	2	3	W
3- 9	* Virginia Tech	^1.0	0	0	0	0	2	
3-12	Appalachian State	^1.1	1	0	0	0	3	S
3-14	* Wake Forest	^1.0	2	0	0	0	1	
3-15	* Wake Forest ⁽²⁾	^1.0	1	0	0	0	2	S
3-19	Georgia Southern	^1.0	0	0	0	1	1	S
3-21	* Florida State	^0.2	0	0	0	0	1	
3-22	* Florida State ⁽²⁾	^2.2	1	0	0	1	4	
3-28	* Maryland ⁽¹⁾	^1.0	0	0	0	0	2	S
4- 2	Winthrop	^1.0	1	1	1	1	2	S
4- 5	* NC State	^1.0	2	0	0	0	1	
4- 8	Georgia	^1.0	1	0	0	0	2	
4-12	* Virginia	^1.2	0	0	0	2	3	
5- 3	James Madison	0.1	1	1	1	1	0	W
5- 4	# UNLV	^1.0	0	0	0	0	1	
5- 7	High Point	^1.0	0	0	0	0	1	S
5-13	# Furman	^1.0	0	0	0	1	0	
5-17	* Boston College	^5.0	1	0	0	3	5	W
5-21	+ Duke	^0.1	1	0	0	0	0	S
5-23	+ Georgia Tech	^0.2	1	1	1	0	0	
5-31	\$ Xavier	^1.0	0	0	0	0	3	

#44 MATTHEW CROWNOVER, LHP

2013 • FR.

Date	Opponent	IP	H	R	ER	BB	SO	Dec
2-16	William & Mary	0.2	2	2	2	1	0	
2-27	Winthrop	^3.0	1	1	1	1	4	
3- 6	Wofford	^5.0	3	1	1	0	3	W
3-13	Charleston Southern	^6.0	3	0	0	0	2	W
3-19	Morehead State	^3.0	5	3	3	0	0	
3-26	Georgia	^5.0	4	1	1	2	4	W
4- 1	* North Carolina	^4.2	7	3	3	2	2	
4- 7	* Boston College	^6.1	4	0	0	1	4	W
4-13	* Wake Forest	^5.1	5	0	0	3	4	W
4-20	* Miami (Fla.)	^4.1	7	2	0	1	0	L
4-26	* Georgia Tech ⁽²⁾	^5.1	6	2	2	1	6	
5- 6	* Maryland ⁽²⁾	^6.0	4	0	0	1	2	W
5-11	Georgia Southern	^7.0	3	0	0	3	8	W
5-17	* Florida State	^4.1	5	2	2	0	3	L
6- 2	\$ Liberty	^4.0	5	2	2	1	3	L

2014 • SO.

Date	Opponent	IP	H	R	ER	BB	SO	Dec
2-15	Eastern Michigan	^5.0	4	2	1	0	9	W
2-22	Maine	^5.0	8	3	2	1	4	W
3- 1	# South Carolina	^2.2	6	5	1	3	3	L
3- 8	* Virginia Tech	^6.0	5	2	1	1	2	W
3-15	* Wake Forest ⁽¹⁾	^5.0	8	4	4	1	4	W
3-22	* Florida State ⁽¹⁾	^2.2	6	4	0	1	4	L
3-28	* Maryland ⁽²⁾	^9.0	4	1	1	0	9	W
4- 2	Winthrop	1.0	1	0	0	0	1	
4- 5	* NC State	^8.0	3	1	1	2	7	W
4-11	* Virginia	^7.0	5	3	2	2	4	L
4-18	* Pittsburgh	^8.0	5	2	2	2	3	
4-25	* Miami (Fla.)	^7.0	8	3	3	3	6	L
5- 3	James Madison	^7.2	4	2	2	1	9	
5- 9	* Notre Dame	^7.0	6	2	2	1	4	L
5-15	* Boston College	^7.0	6	1	0	0	5	W
5-21	+ Duke	^7.2	5	2	2	1	9	W
5-30	\$ Oregon	^3.2	10	8	8	1	7	L

#33 ZACK ERWIN, LHP

2013 • FR.

Date	Opponent	IP	H	R	ER	BB	SO	Dec
2-23	Wright State ⁽²⁾	0.2	1	0	0	1	1	
3- 1	South Carolina	^1.0	0	0	0	0	1	
3- 3	South Carolina	^0.2	0	0	0	0	2	
3-10	* NC State	0.1	0	0	0	0	0	
3-13	Charleston Southern	1.2	2	1	0	0	1	
3-15	* Virginia	0.2	1	0	0	0	1	
3-16	* Virginia	^5.0	1	1	1	1	3	W
3-20	Morehead State	^1.0	0	0	0	1	0	S
3-23	* Duke ⁽¹⁾	^4.1	3	0	0	1	3	W
3-27	Georgia	2.2	2	2	2	2	4	
3-31	* North Carolina ^N	^6.0	6	4	3	2	1	
4- 5	* Boston College	^1.2	0	0	0	0	2	S
4- 9	Western Carolina	4.1	4	4	3	2	2	
4-14	* Wake Forest	1.0	1	0	0	1	0	
4-21	* Miami (Fla.)	2.1	0	0	0	1	0	
4-24	Western Carolina	^5.0	4	1	1	1	4	W
4-27	* Georgia Tech	0.2	2	2	2	0	0	
5- 6	* Maryland ⁽¹⁾	^6.0	5	1	1	1	0	W
5-12	Georgia Southern	^5.0	6	3	3	3	1	W
5-18	* Florida State	^2.0	6	3	3	1	1	L
5-24	+ North Carolina	^5.1	5	2	2	2	3	
5-31	\$ Liberty	^2.2	4	3	2	0	2	L

2014 • SO.

Date	Opponent	IP	H	R	ER	BB	SO	Dec
2-15	Eastern Michigan	^4.0	3	1	0	0	4	S
2-21	Maine	^1.2	2	0	0	0	0	S
2-25	Presbyterian College	^1.1	2	2	2	2	0	
2-28	South Carolina	0.0	0	0	0	1	0	
3- 1	# South Carolina	5.1	3	2	2	2	7	
3- 4	Western Carolina	0.1	2	3	3	1	0	
3- 7	* Virginia Tech	0.2	0	0	0	0	0	
3-12	Appalachian State	^7.2	4	1	1	0	7	W
3-15	* Wake Forest ⁽²⁾	1.0	1	0	0	0	1	
3-18	Georgia Southern	^2.2	5	7	7	4	1	L
3-22	* Florida State ⁽²⁾	0.1	2	2	2	0	0	
3-25	Georgia	^1.2	0	0	0	0	2	
4- 1	Furman	6.0	2	0	0	1	5	W
4- 6	* NC State	^6.2	7	3	3	1	7	L
4-12	* Virginia	0.1	0	0	0	1	0	
4-13	* Virginia	2.2	0	0	0	1	2	
4-15	Coastal Carolina	3.1	2	4	1	4	2	
4-20	* Pittsburgh	0.2	0	0	0	1	0	
4-23	Western Carolina	^7.0	4	3	3	2	13	W
4-27	* Miami (Fla.)	2.0	4	2	2	0	2	
5- 2	James Madison	^9.0	6	0	0	0	4	W
5-11	* Notre Dame	^1.2	4	4	4	0	0	L
5-13	# Furman	2.2	1	0	0	0	2	1
5-17	* Boston College	3.2	3	2	1	3	3	
5-22	+ Miami (Fla.)	0.0	0	0	0	1	0	
5-30	\$ Oregon	0.1	2	3	3	1	1	

#23 DANIEL GOSSETT, RHP

2012 • FR.

Date	Opponent	IP	H	R	ER	BB	SO	Dec
2-17	UAB	^1.0	0	0	0	1	0	
2-26	Maine	^1.0	0	0	0	1	1	S
3- 2	* South Carolina	^1.2	3	2	2	1	3	L
3- 7	Holy Cross	^1.0	1	0	0	0	0	
3-10	* North Carolina	0.0	2	3	3	1	0	L
3-14	Western Carolina	^3.1	6	4	4	1	4	
3-21	# Elon	^7.0	3	2	2	2	10	W
3-27	Georgia	^5.0	6	4	4	3	4	W
4- 3	Winthrop	^7.0	3	0	0	0	13	W
4- 8	* Duke	^2.0	2	0	0	0	2	S
4-11	Georgia	^4.1	5	6	6	5	4	
4-17	Charleston Southern	^5.0	4	2	2	2	4	
4-24	Coastal Carolina	^4.0	5	4	4	2	3	
4-29	* Georgia Tech	^5.1	3	4	4	3	7	W
5- 5	College of Charleston	^4.1	3	1	1	1	8	W
5-12	* Florida State	^4.0	2	0	0	5	3	W
5-18	* Wake Forest	^7.1	6	2	2	2	7	L
5-24	+ Virginia	^6.2	4	1	1	6	6	
6- 2	\$ South Carolina	^7.0	4	2	2	3	8	

2013 • SO.

Date	Opponent	IP	H	R	ER	BB	SO	Dec
2-15	William & Mary	^6.2	4	0	0	1	6	
2-23	Wright State ⁽¹⁾	^5.0	6	1	1	2	6	W
3- 1	South Carolina	^6.1	3	4	1	4	4	L
3- 8	* NC State	^6.2	5	4	2	4	9	W
3-15	* Virginia	^7.0	5	2	2	0	6	
3-22	* Duke	^9.0	5	0	0	0	3	W
3-30	* North Carolina	^3.0	10	8	8	0	1	L
4- 5	* Boston College	^6.2	3	5	3	7	7	W
4-12	* Wake Forest	^6.0	8	2	1	2	9	W
4-19	* Miami (Fla.)	^7.0	3	0	0	2	10	W
4-26	* Georgia Tech ⁽¹⁾	^7.0	5	1	1	2	4	W
5- 4	* Maryland	^2.1	5	4	1	2	3	L
5-10	Georgia Southern	^7.1	2	1	1	2	12	W
5-16	* Florida State	^6.0	3	0	0	3	3	W
5-22	+ NC State	^6.1	6	6	5	2	6	L
6- 1	\$ St. Louis	^6.0	5	2	2	5	2	W

2014 • JR.

Date	Opponent	IP	H	R	ER	BB	SO	Dec
2-14	Eastern Michigan	^5.0	4	1	1	1	4	
2-21	Maine	^7.0	4	1	1	0	7	W
2-28	South Carolina	^4.2	7	5	3	3	8	
3- 7	* Virginia Tech	^6.0	2	2	2	2	9	
3-14	* Wake Forest	^6.0	2	2	2	4	4	
3-21	* Florida State	^7.1	4	1	1	4	8	W
3-28	* Maryland ⁽¹⁾	^8.0	8	1	1	1	6	W
4-12	* Virginia	^7.0	5	1	1	3	4	W
4-19	* Pittsburgh	^9.0	3	0	0	1	7	W
4-26	* Miami (Fla.)	^9.0	7	1	0	1	13	
5- 4	# UNLV	^8.0	7	2	2	2	7	W
5-10	* Notre Dame	^9.0	4	0	0	1	11	W
5-16	* Boston College	^7.0	5	3	3	2	6	L
5-22	+ Miami (Fla.)	^8.1	7	2	2	2	8	
5-31	\$ Xavier	^6.0	9	3	3	0	5	L

#19 BRODY KOERNER, RHP

2013 • FR.

Date	Opponent	IP	H	R	ER	BB	SO	Dec
2-16	William & Mary	1.1	2	3	2	4	1	
2-27	Winthrop	2.2	2	1	0	1	4	
3- 6	Wofford	[^] 1.0	1	0	0	0	1	
3-20	Morehead State	[^] 4.0	4	2	1	3	3	
3-27	Georgia	[^] 4.0	3	2	2	1	3	L
4-10	Presbyterian College	[^] 5.2	6	3	1	2	3	
4-24	Western Carolina	2.0	2	0	0	2	4	
4-27	*Georgia Tech	0.1	0	3	2	2	1	
5- 8	# Furman ⁽¹⁾	[^] 6.0	1	0	0	6	7	W
5-14	USC Upstate	[^] 2.1	3	6	5	1	1	

CAREER INDIVIDUAL GAME-BY-GAME PITCHING

#48 GARRETT LOVORN, RHP

2014 • RFR.										
Date	Opponent	IP	H	R	ER	BB	SO	Dec		
3-18	Georgia Southern	1.1	0	1	0	1	1			
4-20	* Pittsburgh	0.2	1	0	0	1	0			
4-22	Liberty	3.2	1	0	0	3	4			
4-27	* Miami (Fla.)	0.2	2	0	0	0	0			
5- 3	James Madison	^1.0	1	0	0	0	0			
5- 9	* Notre Dame	^1.0	0	0	0	1	2			
5-11	* Notre Dame	1.0	3	2	2	0	2			
5-15	* Boston College	0.1	1	1	1	0	0			
5-30	\$ Oregon	1.0	1	3	3	1	1			

#20 DREW MOYER, RHP

2014 • FR.										
Date	Opponent	IP	H	R	ER	BB	SO	Dec		
2-22	Maine	0.1	0	0	0	0	0			
2-28	South Carolina	^0.2	1	0	0	0	2			
3- 1	# South Carolina	0.2	1	2	1	1	0			
3- 4	Western Carolina	0.2	4	4	4	1	0			
3- 8	* Virginia Tech	1.0	1	0	0	1	0			
3-15	* Wake Forest ⁽¹⁾	^4.0	5	0	0	0	3	S		
3-19	Georgia Southern	4.0	2	0	0	2	3	W		
3-22	* Florida State ⁽¹⁾	2.1	4	2	2	4	3			
3-25	Georgia	1.0	0	0	0	0	2			
4- 2	Winthrop	1.2	1	0	0	1	3			
4- 6	* NC State	0.1	1	0	0	0	1			
4- 7	* NC State	^2.2	3	2	0	2	2			
4-15	Coastal Carolina	1.1	0	0	0	0	0	W		
4-18	* Pittsburgh	^3.0	3	0	0	0	2	W		
4-22	Liberty	^0.2	0	0	0	0	1			
4-23	Western Carolina	^1.0	0	0	0	2	2			
4-26	* Miami (Fla.)	^3.0	4	2	2	3	1	L		
5- 3	James Madison	0.0	1	1	1	2	0			
5- 5	UNLV	^1.0	0	0	0	0	1	S		
5- 7	High Point	1.0	0	0	0	0	1			
5-11	* Notre Dame	1.1	0	0	0	0	1			
5-13	# Furman	1.1	0	0	0	0	1	W		
5-16	* Boston College	^2.0	2	0	0	0	1			
5-17	* Boston College	1.1	4	3	3	0	2			
5-21	+ Duke	1.0	0	1	1	2	0			
5-22	+ Miami (Fla.)	^0.1	0	0	0	0	0	W		
5-30	\$ Oregon	1.0	1	0	0	0	0			
5-31	\$ Xavier	0.1	2	3	1	0	0			

#21 KEVIN POHLE, RHP

2011 • FR.										
Date	Opponent	IP	H	R	ER	BB	SO	Dec		
2-19	Eastern Michigan	3.2	5	1	1	0	0	L		
3- 2	Wofford	2.2	3	0	0	2	0	W		
3-11	* Virginia	0.1	1	0	0	0	0			
3-13	* Virginia	0.0	0	0	0	0	0			
3-19	* Duke	3.0	4	1	1	0	2	W		
3-25	* NC State	1.0	1	0	0	1	2			
3-29	Georgia	0.1	0	0	0	0	0	W		
4- 1	* North Carolina	2.2	1	2	0	1	1			
4- 3	* North Carolina	1.0	0	0	0	1	0			
4-15	* Boston College	^2.0	2	0	0	2	1			
4-23	* Wake Forest	1.2	3	2	2	0	1			
4-26	Furman	1.0	1	0	0	0	1			
5- 7	Gardner-Webb ⁽²⁾	1.0	1	0	0	0	2			
5-11	East Tennessee State	^5.0	3	0	0	1	2	W		
5-17	Davidson	^5.0	6	0	0	1	4	W		
6- 3	\$ Sacred Heart	2.0	1	0	0	1	1			
6- 6	\$ Connecticut	^0.1	5	3	3	0	0	L		

2012 • SO.

Date	Opponent	IP	H	R	ER	BB	SO	Dec		
2-18	UAB ⁽²⁾	4.0	2	0	0	2	3	W		
2-26	Maine	3.0	4	3	0	0	4	W		
3- 4	South Carolina	^5.0	6	4	0	2	5			
3-11	* North Carolina	^6.0	6	2	2	4	2			
3-18	* Boston College	^6.2	7	1	1	0	5	W		
3-25	* Virginia	^4.0	4	3	3	4	1	L		
4- 1	* Miami (Fla.)	^6.0	6	1	1	1	3			
4- 8	* Duke	^7.0	4	2	2	1	4	W		
4-15	* NC State	^4.1	6	6	5	4	0	L		
4-21	* Maryland ⁽²⁾	^2.0	2	2	2	2	1			
4-29	* Georgia Tech	^3.2	6	4	3	3	1			
5- 6	College of Charleston	^7.0	6	0	0	1	5	W		
5-14	* Florida State ⁽¹⁾	^6.0	6	3	1	1	0	W		
5-19	* Wake Forest	^4.2	5	6	5	3	4	L		
5-26	+ Georgia Tech	^2.0	6	4	4	0	1	L		
6- 1	\$ Coastal Carolina	^5.0	4	2	2	4	1	W		

2014 • JR.

Date	Opponent	IP	H	R	ER	BB	SO	Dec		
2-14	Eastern Michigan	0.1	3	3	3	0	0			
3- 4	Western Carolina	0.2	2	3	3	1	1			
3-18	Georgia Southern	^1.0	2	0	0	0	0			
3-22	* Florida State ⁽¹⁾	^4.0	8	5	5	1	1			
4- 8	Georgia	4.2	3	2	2	3	3			

#32 CLATE SCHMIDT, RHP

2013 • FR.

Date	Opponent	IP	H	R	ER	BB	SO	Dec		
2-16	William & Mary	^2.2	3	0	0	0	3			
2-23	Wright State ⁽²⁾	^4.0	5	0	0	1	2	W		
3- 2	# South Carolina	^7.0	5	2	2	3	5	W		
3- 9	* NC State	^3.2	8	2	1	2	3			
3-16	* Virginia	^4.0	8	5	5	3	1			
3-23	* Duke ⁽¹⁾	^4.2	9	4	4	1	3			
3-27	Georgia	0.2	1	0	0	0	1			
3-31	* North Carolina ^N	^2.0	5	2	2	1	0	L		
4- 6	* Boston College	^7.0	6	2	2	5	2	W		
4-14	* Wake Forest	^6.1	7	4	3	3	2			
4-21	* Miami (Fla.)	^3.2	8	4	4	1	0	L		
4-27	* Georgia Tech	^4.0	11	7	4	1	2	L		
5- 6	* Maryland ⁽²⁾	0.0	1	3	2	1	0			
5-17	* Florida State	^3.2	0	0	0	0	1			
5-25	+ Miami (Fla.)	^1.1	3	3	3	2	0	L		
6- 2	\$ Liberty	1.0	2	1	1	2	0			

2014 • SO.

Date	Opponent	IP	H	R	ER	BB	SO	Dec		
2-14	Eastern Michigan	^2.0	1	1	0	1	1	L		
2-16	Eastern Michigan	2.1	4	2	2	0	2			
2-22	Maine	2.2	1	0	0	0	2			
2-25	Presbyterian College	4.2	1	0	0	1	1	W		
3- 2	South Carolina	^2.2	5	4	4	0	5	L		
3- 4	Western Carolina	1.2	4	2	1	0	3			
3- 9	* Virginia Tech	4.0	5	1	1	0	2	W		
3-14	* Wake Forest	1.0	0	2	2	2	2	L		
3-18	Georgia Southern	0.1	0	0	0	2	0			
3-22	* Florida State ⁽²⁾	0.0	1	1	1	1	0	L		
3-25	Georgia	^6.0	4	3	2	4	4	W		
4- 2	Winthrop	^5.1	4	1	1	1	4	W		
4- 7	* NC State	^6.1	7	5	3	3	7	L		
4-15	Coastal Carolina	^2.1	3	1	1	3	2			
4-22	Liberty	^4.2	5	4	4	4	5	L		
4-27	* Miami (Fla.)	1.0	1	2	1	1	2			
5- 7	High Point	^6.0	4	0	0	3	4	W		
5-13	# Furman	^4.0	5	2	1	1	1			
5-17	* Boston College	0.2	2	1	1	0	0			
5-23	+ Georgia Tech	^8.1	8	2	2	1	6	L		

#40 KYLE SCHNELL, RHP

2013 • SO.

Date	Opponent	IP	H	R	ER	BB	SO	Dec		
2-16	William & Mary	0.2	2	0	0	0	0			
2-24	Wright State	^1.0	0	0	0	0	0			
2-27	Winthrop	3.1	0	0	0	0	3			
3- 3	South Carolina	1.0	0	0	0	0	0			
3- 8	* NC State	^2.1	1	1	1	1	3			
3- 9	* NC State	2.2	4	0	0	0	1	W		
3-13	Charleston Southern	^1.1	0	0	0	0	1	S		
3-15	* Virginia	0.2	2	1	1	0	1			
3-17	* Virginia	^1.0	2	0	0	0	1			
3-23	* Duke ⁽²⁾	1.2	3	1	1	1	1			
4- 1	* North Carolina	1.2	1	1	1	0	0			
4- 3	Gardner-Webb	1.0	1	0	0	1	1			
4- 5	* Boston College	0.2	0	0	0	0	1			
4- 9	Western Carolina	0.1	3	3	0	1	0			
4-21	* Miami (Fla.)	0.0	2	2	2	0	0			
4-27	* Georgia Tech	2.1	3	0	0	2	2			
5- 4	* Maryland	2.1	2	0	0	1	2			
5- 8	# Furman ⁽²⁾	2.1	0	0	0	0	2	W		
5-12	Georgia Southern	1.0	2	2	2	0	0			
5-14	USC Upstate	0.0	2	0	0	0	0			
5-16	* Florida State	0.1	3	2	2	1	1			
5-25	+ Miami (Fla.)	0.1	0	0	0	0	0			
5-31	\$ Liberty	0.2	0	0	0	1	1			
6- 1	\$ St. Louis	^3.0	2	0	0	1	1	S		

2014 • JR.

Date	Opponent	IP	H	R	ER	BB	SO	Dec		
2-14	Eastern Michigan	0.1	1	1	1	0	0			
3- 1	# South Carolina	^0.1	0	0	0	0	0			
3- 4	Western Carolina	0.0	0	1	1	1	0			
3-15	* Wake Forest ⁽¹⁾	0.0	1	2	2	1	0			
3-25	Georgia	0.1	2	1	1	1	0			

#22 WALES TONEY, RHP

2014 • RFR.

Date	Opponent	IP	H	R	ER	BB	SO	Dec
2-23	Maine	0.1	0	0	0	2	1	
3- 8	*Virginia Tech	^1.0	0	0	0	0	1	
3-18	Georgia Southern	2.0	5	5	5	2	3	
4- 1	Furman	^1.0	1	1	1	1	1	



#43 PATRICK ANDREWS

RHP • R-R • 6-4 • 235 • Jr. • 2VL

Hilton Head Island, S.C. • Hilton Head Prep School

Righthander who has served predominantly as a long reliever during his career ... has one of the team's hardest fastballs ... in 72.0 innings pitched over 49 appearances (one start) and three seasons, he has a 3-4 record, two saves and a 4.25 ERA while allowing 67 hits (.246 opponents' batting average) and 27 walks with 54 strikeouts ... two-time ACC Academic Honor Roll member.

2014: Had an 0-0 record and a 7.20 ERA in six relief appearances ... in 5.0 innings pitched, he allowed eight hits (.333 opponents' batting average) and two walks with four strikeouts ... only allowed one of six leadoff batters to reach base ... suffered an elbow injury, had "Tommy John" surgery in late March and missed the rest of the season; received a medical red-shirt.

2013: ACC Academic Honor Roll member ... had a 1-1 record and a 2.87 ERA in 23 appearances (one start) ... in 37.2 innings pitched, he allowed 30 hits (.217 opponents' batting average) and 10 walks with 25 strikeouts ... did not throw a wild pitch ... had a 2.51 ERA and .212 opponents' batting average along with eight strikeouts against three walks in 14.1 innings pitched over 10 relief appearances in ACC regular-season games ... in 34.2 innings pitched over his 22 relief appearances, he was 1-0 with a team-best 2.08 ERA and allowed 25 hits (.200 opponents' batting average) and nine walks with 22 strikeouts ... held lefthanded batters to a .163 batting average ... in 27.2 innings pitched after the sixth inning, he allowed only 17 hits (.172 opponents' batting average), three earned runs (0.98 ERA) and five walks with 17 strikeouts ... pitched 1.1 hitless and scoreless innings in relief in the second game of a doubleheader against Wright State on Feb. 23 ... pitched 3.0 innings in relief, allowing two hits and no earned runs against Wofford on March 6 ... pitched a perfect ninth inning in the second game of a doubleheader against Duke on March 23 ... pitched 2.0 scoreless innings in relief of two-hit ball at Georgia on March 26 ... pitched 2.0 innings in relief, allowing one hit, no runs and no walks at Boston College on April 6 ... pitched 1.1 perfect innings in relief with two strikeouts to earn the win at Western Carolina on April 9 ... pitched 3.2 innings in relief, allowing two hits, one run and one walk with three strikeouts in the second game of a doubleheader against No. 19 Georgia Tech on April 26 ... pitched 1.2 hitless and scoreless innings in relief against No. 9 NC State in the ACC Tournament on May 22 ... pitched 2.0 scoreless innings in relief with five strikeouts against No. 3 North Carolina in the ACC Tournament on May 24 ... pitched 3.0 innings in relief, allowing one hit, no runs and no walks with four strikeouts against Liberty in the Columbia Regional on June 2 ... No. 16 college prospect in South Carolina for the 2014 draft in the pre-season by Perfect Game ... played for Hyannis in the Cape Cod League in the summer, where he was 2-1 with a 3.80 ERA and 19 strikeouts against four walks in 23.2 innings pitched over five appearances (three starts).

2012: ACC Academic Honor Roll member ... had a 2-3 record, two saves and a 5.52 ERA in 20 relief appearances ... in 29.1 innings pitched, he allowed 29 hits (.264 opponents' batting average), including only one homer and 15 walks with 25 strikeouts ... had a 3.31 ERA, two saves and a .222 opponents' batting average in 16.1 innings pitched over eight relief appearances in ACC regular-season games ... had a 1-0 record, one save, a 3.12 ERA, .219 opponents' batting average and six strikeouts against no walks in 8.2 innings pitched over six relief appearances away from home ... had a 1-0 record, one save, a 3.57 ERA and .190 opponents' batting average in 17.2 innings pitched over eight relief appearances against top-25 ranked teams ... only allowed five of his 21 inherited baserunners to score ... pitched a hitless and scoreless eighth inning with three strikeouts in his first career appearance against Maine on Feb. 25 ... pitched 1.1 hitless and scoreless innings in relief against No. 6 North Carolina on March 10 ... pitched 1.1 perfect innings in relief with two strikeouts at No. 18 Georgia on March 27 ... pitched 2.0 scoreless innings in relief of one-hit ball with one strikeout to record his first career save against No. 7 Miami (Fla.) on March 31 ... pitched 1.2 perfect innings in relief with two strikeouts against No. 17 NC State on April 14 ... pitched 0.2 scoreless innings in relief to earn his first career win against Charleston Southern on April 17 ... pitched 6.2 innings in relief, allowing six hits and three runs with two strikeouts in the second game of a doubleheader against No. 1 Florida State on May 14 ... retired all four batters he faced with one strikeout to earn the win against No. 1 Florida State in the ACC Tournament on May 25 ... played for Florence in the Coastal Plain League in the summer, where he was 3-4 with a 5.30 ERA in 37.1 innings pitched over seven starts; did not allow a homer and had 37 strikeouts against 18 walks.

Before Clemson: Rated as the No. 153 player in the nation and No. 6 player in South Carolina by Perfect Game ... No. 13 player and No. 3 pitcher in South Carolina by Diamond Prospects ... SCISA Player-of-the-Year as a senior ... SCISA all-state selection as a junior and senior ... all-region selection as a sophomore, junior and senior ... team MVP as a junior and senior ... set the career school record for wins and strikeouts ... all-region selection in football as a junior and senior ... lettered five times in baseball, three times in football and three times in basketball at Hilton Head Prep School, where he was coached by Nathan Stevens.

Personal: Majoring in mechanical engineering ... born Patrick Connor Andrews on March 26, 1993 in Poughkeepsie, N.Y.

ANDREWS' OVERALL STATS

Year	ERA	W-L	G-S	SV	IP	H	R	ER	BB	SO
2012	5.52	2-3	20-0	2	29.1	29	22	18	15	25
2013	2.87	1-1	23-1	0	37.2	30	15	12	10	25
2014	7.20	0-0	6-0	0	5.0	8	5	4	2	4
Totals	4.25	3-4	49-1	2	72.0	67	42	34	27	54

ANDREWS' ACC REGULAR-SEASON STATS

Year	ERA	W-L	G-S	SV	IP	H	R	ER	BB	SO
2012	3.31	0-0	8-0	2	16.1	12	6	6	8	6
2013	2.51	0-0	10-0	0	14.1	11	4	4	3	8
2014	-----	0-0	1-0	0	0.0	2	3	2	1	0
Totals	3.52	0-0	19-0	2	30.2	25	13	12	12	14

ANDREWS' ACC TOURNAMENT STATS

Year	ERA	W-L	G-S	SV	IP	H	R	ER	BB	SO
2012	0.00	1-0	1-0	0	1.1	0	0	0	0	1
2013	0.00	0-0	2-0	0	3.2	4	0	0	2	5
Totals	0.00	1-0	3-0	0	5.0	4	0	0	2	6

ANDREWS' NCAA TOURNAMENT STATS

Year	ERA	W-L	G-S	SV	IP	H	R	ER	BB	SO
2013	6.75	0-0	2-0	0	4.0	3	3	3	1	6



#42 CLAY BATES

RHP • R-R • 6-0 • 205 • Jr. • 2VL

Rock Hill, S.C. • Northwestern HS

Righthander who has been used in long relief and as a setup man ... has one of the hardest fastballs on the team after changing from his sidearm delivery in 2013 to a three-quarters slot in 2014 ... in 49.1 innings pitched over 46 relief appearances and three seasons, he has

a 1-1 record and 4.56 ERA while allowing 51 hits (.270 opponents' batting average), one homer and 26 walks with 33 strikeouts ... three-time ACC Academic Honor Roll member ... three-time winner of the Omaha Challenge competition among pitchers.

2014: Had an 0-1 record, one save and a 4.11 ERA in 27 relief appearances ... in 30.2 innings pitched, he allowed 29 hits (.248 opponents' batting average), five extra-base hits and 18 walks with 26 strikeouts ... held opponents to a .173 batting average with the bases empty ... had 45 groundball outs compared to only 16 flyball outs ... pitched 2.1 innings in relief, allowing one hit, no runs and no walks with two strikeouts against Eastern Michigan on Feb. 14 ... pitched 1.1 scoreless innings in relief against Eastern Michigan on Feb. 16 ... pitched 1.2 innings in relief, allowing no hits, no runs and no walks with two strikeouts in the second game of a doubleheader at Wake Forest on March 15 ... pitched a hitless and scoreless inning in relief at No. 2 Virginia on April 11 ... pitched 2.0 innings in relief, allowing two hits and no earned runs with four strikeouts to record his first career save against Coastal Carolina on April 15 ... pitched 1.1 perfect innings in relief with a strikeout against Boston College on May 17.

2013: ACC Academic Honor Roll member ... member of Clemson's All-Academic team for having the team's highest GPA ... had a 1-0 record and a 3.60 ERA in 10 relief appearances ... in 10.0 innings pitched, he allowed nine hits (.257 opponents' batting average) and six walks with four strikeouts ... held opponents to 2-for-17 (.118) with runners on base and 1-for-11 (.091) with runners in scoring position ... in 4.1 innings pitched over his last four relief appearances, he allowed two hits, no runs and one walk with one strikeout ... pitched 1.1 scoreless innings in relief to earn his first career win against William & Mary on Feb. 15 ... retired the only batter he faced in relief against Western Carolina on April 24 ... pitched a hitless and scoreless ninth inning in relief against Maryland on May 4 ... pitched 2.0 innings in relief, allowing one hit, no runs and no walks with one strikeout in the first game of a doubleheader at Furman on May 8 ... pitched a scoreless ninth inning against Georgia Southern on May 10 ... won the Omaha Challenge competition among pitchers in the fall of 2012.

2012: ACC Academic Honor Roll member ... had an 0-0 record and a 7.27 ERA in nine relief appearances ... in 8.2 innings pitched, he allowed 13 hits (.351 opponents' batting average), including no homers and two walks with three strikeouts ... had

19 groundball outs compared to only three flyball outs ... had a 1.93 ERA and .133 opponents' batting average along with three strikeouts against no walks in 4.2 innings pitched over three relief appearances in night games ... in 3.1 innings pitched over three relief appearances against NCAA Tournament teams, he allowed one hit and no runs ... had a 3.38 ERA in 5.1 innings pitched after the seventh inning ... pitched a scoreless ninth inning in the first game of a doubleheader against UAB on Feb. 18; it was his first career appearance ... pitched 1.2 hitless and scoreless innings in relief with two strikeouts against no walks against Georgia on April 11 ... retired all six batters he faced to close out the game against College of Charleston on May 6 ... won the Omaha Challenge competition among pitchers in the fall of 2011 ... played for Oneonta in the Perfect Game Collegiate Baseball League in the summer, where he was 2-0 with three saves, a 3.43 ERA and .227 opponents' batting average in 21.0 innings pitched over 14 relief appearances.

2011: Red-shirted ... ACC Academic Honor Roll member ... won the Omaha Challenge competition among pitchers in the fall of 2010 ... played for Pineville in the Southern Collegiate Baseball League in the summer, where he was 2-4 with a 3.45 ERA in 28.2 innings pitched over nine appearances (seven starts); allowed 26 hits (.248 opponents' batting average) and no homers.

Before Clemson: All-region and all-area selection as a senior at Northwestern High School ... won the team's Best Pitcher Award as a senior ... won the team's Hustle Award as a sophomore ... member of the region champions as a sophomore, junior and senior ... member of the district champions as a senior ... lettered three times in baseball at Northwestern High, where he was coached by Mitch Walters.

Personal: Graduated May 9, 2014 with a degree in health science ... born John Clayton Bates on Feb. 4, 1992 in Charlotte, N.C.

BATES' OVERALL STATS

Year	ERA	W-L	G-S	SV	IP	H	R	ER	BB	SO
2012	7.27	0-0	9-0	0	8.2	13	7	7	2	3
2013	3.60	1-0	10-0	0	10.0	9	6	4	6	4
2014	4.11	0-1	27-0	1	30.2	29	17	14	18	26
Totals	4.56	1-1	46-0	1	49.1	51	30	25	26	33

BATES' ACC REGULAR-SEASON STATS

Year	ERA	W-L	G-S	SV	IP	H	R	ER	BB	SO
2012	0.00	0-0	1-0	0	0.1	0	0	0	1	0
2013	10.80	0-0	3-0	0	1.2	1	2	2	3	1
2014	6.91	0-0	13-0	0	14.1	18	13	11	12	8
Totals	7.16	0-0	17-0	0	16.1	19	15	13	16	9

BATES' ACC TOURNAMENT STATS

Year	ERA	W-L	G-S	SV	IP	H	R	ER	BB	SO
2014	0.00	0-0	1-0	0	0.1	1	0	0	0	0

BATES' NCAA TOURNAMENT STATS

Year	ERA	W-L	G-S	SV	IP	H	R	ER	BB	SO
2014	0.00	0-0	1-0	0	0.2	1	0	0	1	1



#15 GLENN BATSON

3B/1B • R-R • 6-3 • 210 • Fr. • HS

Greenville, S.C. • Greenville HS

Freshman corner infielder.

2014: Red-shirted.

Before Clemson: Top-500 player in the nation by Perfect Game ... No. 9 player and No. 1 third-baseman in South Carolina by Diamond Prospects ... all-state selection as a sophomore and senior ... region player-of-the-year as a sophomore and senior ... all-region selection as a sophomore and senior ... lettered three times in baseball and three times in football at Greenville High School, where he was coached by Steve Scolamiero.

Personal: His grandfather, Louis P. Batson Jr., is a Clemson University trustee emeritus ... his uncle, Bill Spiers, was an All-America shortstop at Clemson (1985-87) and went on to play 13 seasons (1989-01) in the major leagues with the Milwaukee Brewers, New York Mets and Houston Astros ... majoring in parks, recreation & tourism management ... born Glenn Elliott Batson Jr. on Oct. 17, 1994 in Greenville, S.C.



#13 JAY BAUM

INF/OF • R-R • 6-1 • 200 • Jr. • 2VL
Alpharetta, Ga. • Centennial HS

One of the team's most versatile players; saw action at third base, shortstop, second base, first base and in the outfield in his career ... a career .253 hitter with a .342 on-base percentage in 167 games (144 starts) over three seasons ... had 24 doubles, five triples, one homer, 48 RBIs, 69 runs, 64 walks against only 56 strikeouts, seven hit-by-pitches, 13 sacrifice bunts and 25 steals ... two-time ACC Academic Honor Roll member.

2014: Drafted in the 21st round (No. 621 overall pick) by the Seattle Mariners and signed in June ... Gregg Olson Award Watch List member ... Third-Team All-ACC selection ... hit .293 with 29 runs, 16 doubles, two triples, one homer, 29 RBIs, a .346 on-base percentage, 19 walks against only 19 strikeouts and eight steals in 61 games (61 starts, including 33 in left field, 17 at shortstop and 11 at third base) ... in 97 combined chances at shortstop and third base, he committed only four errors (.959 fielding percentage) ... Clemson was 13-1 when he totaled multiple hits ... tied for 10th in the ACC in doubles ... hit a team-high .317 with 15 runs, an ACC-high-tying 11 doubles, 13 RBIs and five steals in ACC regular-season games ... went 3-for-5 with a double, triple, two RBIs and two runs against Eastern Michigan on Feb. 16; his two-out, run-scoring single gave Clemson the lead for good in the eighth inning ... scored the walkoff run on Tyler Slaton's two-out fielder's choice after leading off the ninth inning with a double against Virginia Tech on March 7 ... went 3-for-5 with an RBI, two runs and a steal against Virginia Tech on March 8; was 6-for-12 with two doubles, two RBIs, four runs, a walk and two steals in the series ... went 3-for-4 with two doubles, three RBIs, two runs, a walk and steal in the first game of a doubleheader at Wake Forest on March 15; was 6-for-12 with three doubles, three RBIs and three runs in the series ... went 2-for-4 and did not commit an error in seven chances in his first career start at shortstop against James Madison on May 2 ... went 2-for-4 with a run and a run-scoring single to tie the score in the eighth inning against James Madison on May 3 ... went 2-for-4 with three RBIs at Furman on May 13 ... hit his first career homer against Boston College on May 15 ... went 2-for-6 with a walk and the walkoff double on an 0-2 pitch with two outs in the 13th inning against Boston College on May 17.

2013: ACC Academic Honor Roll member ... hit .228 with 16 runs, four doubles, two triples, eight RBIs, a .321 on-base percentage, 17 walks against only 18 strikeouts, two hit-by-pitches, five sacrifice bunts and 10 steals in 52 games (38 starts, including 32 at third base, five at second base and one as the DH) ... hit .308 with two outs ... went 3-for-3 with two runs and two steals against Wofford on March 6 ... went 1-for-2 with a double, three runs and two walks against Morehead State on March 19 ... reached on a bunt single and scored the winning run in the 11th inning at No. 1 North Carolina on April 1 ... went 2-for-3 against Maryland on May 4 ... hit a pinch-hit, run-scoring triple and scored a run in the second game of a doubleheader at Furman on May 8 ... No. 10 college prospect in South Carolina for the 2014 draft in the preseason by Perfect Game ... played for Hyannis in the Cape Cod League in the summer, where he hit .259 with five doubles, nine RBIs, 10 runs and a team-tying-high 10 steals in 39 games.

2012: ACC Academic Honor Roll member ... hit .220 with 24 runs, four doubles, one triple, 11 RBIs, a .354 on-base percentage, 28 walks against only 19 strikeouts, five hit-by-pitches, four sacrifice bunts and seven steals in 54 games (45 starts, including 33 in left field, seven in right field, four at second base and one as the DH) ... had two outfield assists ... had a .419 on-base percentage when leading off an inning ... was 10-for-27 (.370) with a .500 on-base percentage after the seventh inning ... had a .967 fielding percentage as a second-baseman ... was 8-for-24 (.333) with a .448 on-base percentage in March ... came off the bench and went 1-for-1 with a run and walk against Elon on March 20 ... hit a pinch-hit single at Virginia on March 25 ... went 1-for-2 with a triple and two hit-by-pitches against Presbyterian College on March 28 ... went 2-for-3 with an RBI, a run and two walks against Western Carolina on April 4 ... with Clemson trailing 2-0, he hit a three-run double in the eighth inning at Duke on April 8 ... went 2-for-4 with an RBI, a walk and an outfield assist against Furman at Greenville, S.C. (Fluor Field) on April 10 ... went 2-for-4 with two RBIs, two runs and two walks at Georgia Tech on April 29 ... went 2-for-3 with an RBI and a walk against Coastal Carolina in the Columbia Regional on June 1; was 3-for-10 with five walks and a team-high .533 on-base percentage in the Columbia Regional.

Before Clemson: Rated as the No. 218 player in the nation and No. 15 player in Georgia by Perfect Game ... region player-of-the-year as a senior ... all-region selection as a sophomore, junior

and senior ... played hockey on a traveling team ... lettered four times in baseball at Centennial High, where he was coached by Jake Hill.

Personal: His father, Eric, played golf at Colgate and his mother, Susan, played hockey at St. Lawrence ... majoring in marketing ... born Jay Paul Baum on Oct. 25, 1992 in Alpharetta, Ga.

BAUM'S OVERALL STATS

Year	AVG	G-S	AB	R	H	2B	3B	HR	RBI	OB%	SB
2012	.220	54-45	159	24	35	4	1	0	11	.354	7-10
2013	.228	52-38	136	16	31	4	2	0	8	.321	10-17
2014	.293	61-61	215	29	63	16	2	1	29	.346	8-14
Totals	.253	167-144	510	69	129	24	5	1	48	.342	25-41

BAUM'S ACC REGULAR-SEASON STATS

Year	AVG	G-S	AB	R	H	2B	3B	HR	RBI	OB%	SB
2012	.177	24-21	79	13	14	3	0	0	5	.293	3-4
2013	.206	26-20	68	6	14	1	0	0	3	.329	3-7
2014	.317	29-29	101	15	32	11	1	1	13	.374	5-8
Totals	.242	79-70	248	34	60	15	1	1	21	.336	11-19

BAUM'S ACC TOURNAMENT STATS

Year	AVG	G-S	AB	R	H	2B	3B	HR	RBI	OB%	SB
2012	.111	3-3	9	0	1	0	0	0	0	.111	0-0
2014	.167	3-3	12	0	2	0	0	0	1	.231	0-0
Totals	.143	6-6	21	0	3	0	0	0	1	.182	0-0

BAUM'S NCAA TOURNAMENT STATS

Year	AVG	G-S	AB	R	H	2B	3B	HR	RBI	OB%	SB
2012	.300	4-4	10	2	3	0	0	0	1	.533	0-0
2013	----	1-0	0	0	0	0	0	0	0	----	0-0
2014	.143	2-2	7	0	1	1	0	0	1	.143	0-0
Totals	.235	7-6	17	2	4	1	0	0	2	.409	0-0



#37 ALEX BOSTIC

LHP • R-L • 6-3 • 210 • Fr. • HS
Matthews, N.C. • Weddington HS

Freshman lefthander who will be counted on in future years ... one of only three lefthanders on the team.

2014: Had an 0-1 record and a 27.00 ERA in eight appearances (one start) ... in 4.1 innings pitched, he allowed nine hits (.429 opponents' batting average) and 11 walks with three strikeouts ... pitched a scoreless ninth inning against Maine on Feb. 22; it was his first career appearance.

Before Clemson: Top-200 prospect for the draft by Baseball America ... No. 174 player and No. 22 lefthander in the nation and No. 3 player (highest to attend college) in North Carolina by Perfect Game ... Perfect Game National Showcase participant in Minneapolis, Minn. ... first-team all-state as a senior ... first-team all-county as a senior ... first-team all-conference as a senior ... lettered four times in baseball at Weddington High School, where he was coached by Travis Poole.

Personal: Majoring in pre-business ... born Drew Alexander Bostic on Nov. 14, 1994 in Charlotte, N.C.

BOSTIC'S OVERALL STATS

Year	ERA	W-L	G-S	SV	IP	H	R	ER	BB	SO
2014	27.00	0-1	8-1	0	4.1	9	16	13	11	3

BOSTIC'S ACC REGULAR-SEASON STATS

Year	ERA	W-L	G-S	SV	IP	H	R	ER	BB	SO
2014	54.00	0-0	3-0	0	1.1	5	8	8	4	0



#30 GARRETT BOULWARE

C/OF • R-R • 6-1 • 220 • Jr. • 2VL
Anderson, S.C. • T.L. Hanna HS

Catcher and outfielder who emerged as one of the team's best hitters in 2013 and 2014 after playing sparingly in 2012 ... started the 2014 season sharing the catcher role with Chris Okey, but moved to left field in early May due to injuries to other players ...

a career .295 hitter with a .372 on-base percentage in 150 games (138 starts) over three seasons ... had 30 doubles, one triple, 12 homers, 82 RBIs, 88 runs, 56 walks, 13 hit-by-pitches and five steals ... two-time Johnny Bench Award Watch List member ... drafted two times in his career.

2014: Drafted in the 16th round (No. 485 overall pick) by the Cincinnati Reds and signed in June ... team co-captain ... Johnny Bench Award Watch List member ... Second-Team All-ACC selection ... second-team All-ACC by CollegeSportsMadness.com ... hit .302 with 38 runs, 16 doubles, four homers, 35 RBIs, a .380 on-base percentage, 29 walks against only 24 strikeouts, four hit-by-pitches and one steal in 61 games (61 starts, including 24 as the DH, 20 at catcher and 17 in left field) ... tied for fourth in

Tiger history in sacrifice flies (8) ... tied for 10th in the nation in sacrifice flies ... tied for 10th in the ACC in doubles ... hit .383 with seven doubles, three homers, 19 RBIs, 16 runs and a .447 on-base percentage in 24 games as a catcher ... went 3-for-4 with a double and three RBIs against Maine on Feb. 23; was 6-for-10 with a double, five RBIs and three runs in the series ... went 3-for-5 with a homer, two RBIs and three runs against Virginia Tech on March 9 ... went 3-for-5 with a double, three runs and a walk in the second game of a doubleheader at Wake Forest on March 15 ... went 2-for-4 with a homer, two RBIs and two runs against No. 1 Florida State on March 21 ... went 2-for-4 with a homer, three RBIs and a walk at No. 2 Virginia on April 12 ... went 4-for-5 with a homer, double and three runs against Coastal Carolina on April 15 ... went 3-for-4 with a double, run and hit-by-pitch at Pittsburgh on April 20; was 6-for-12 in the series ... went 1-for-1 with a double, two RBIs and three walks against UNLV on May 5 ... went 3-for-6 with two runs and a walk against Boston College on May 17; scored the walkoff run from first base on Jay Baum's two-out double in the 13th inning ... No. 20 ACC prospect for the 2014 draft in the preseason by Baseball America.

2013: Gregg Olson Award semifinalist ... Johnny Bench Award Watch List member ... ACC Academic Honor Roll member ... won the Mitchell Award, given to the team's most valuable player; just the second catcher since 1979 to win the award ... hit .308 with 43 runs, 12 doubles, one triple, eight homers, 45 RBIs, a .377 on-base percentage, 22 walks, five hit-by-pitches and two steals in 61 games (60 starts at catcher) ... led the team lead in homers, RBIs, total bases (108) and slugging percentage (.476); became the first catcher to lead Clemson in slugging percentage since 1997 and homers since 2004 ... committed only two errors and had a .995 fielding percentage ... had 21 multiple-hit games and a team-high 10 multiple-RBI games, including a team-high four games with four RBIs or more ... hit a team-high .368 with runners on base and .329 with runners in scoring position ... hit a team-best .361 with five homers and 33 RBIs in 34 games at home ... named ACC Co-Player-of-the-Week on March 25 for his performance in five games from March 19-23; went 8-for-16 (.500) with one homer, eight RBIs, three runs and three walks ... went 2-for-3 with a double, two RBIs and two runs against William & Mary on Feb. 17 ... went 4-for-5 with a team-tying-season-high two homers, a team-tying-season-high five RBIs and a team-tying-season-high three runs at No. 8 NC State on March 8; had a team-season-high 10 total bases; those were his first two career homers; his first long ball was a three-run homer off Carlos Rodon and broke a 4-4 tie in the fifth inning ... went 3-for-5 with a homer, triple, a game-high four RBIs, two runs and a walkoff single with two outs in the ninth inning against No. 12 Virginia on March 16 ... went 2-for-4 with a homer and four RBIs against Morehead State on March 19 ... went 2-for-2 with one RBI, two runs and two walks against Morehead State on March 20; was 4-for-6 with one homer, five RBIs, three runs and two walks in the midweek series ... hit the go-ahead, run-scoring groundout in the 11th inning and added a double and run at No. 1 North Carolina on April 1 ... went 2-for-3 with a two-run homer and walk against Gardner-Webb on April 3 ... went 2-for-5 with a homer against Presbyterian College on April 10 ... went 3-for-4 with four RBIs, two runs and a steal against Western Carolina on April 24 ... went 2-for-5 with one RBI, a walkoff run and one walk in the second game of a doubleheader against No. 19 Georgia Tech on April 26 ... went 2-for-3 with two RBIs and a walk against Georgia Southern on May 10 ... went 2-for-3 with an RBI and two runs against Georgia Southern on May 12; was 6-for-10 with four RBIs, five runs and one walk in the series ... went 2-for-5 with a team-tying-season-high two doubles at No. 8 Florida State on May 18 ... went 3-for-4 with a homer and double against No. 9 NC State in the ACC Tournament on May 22; earned All-ACC Tournament honors by going 4-for-13 (.308) with one homer and one double in three games ... went 3-for-4 with a double and an RBI against Liberty in the Columbia Regional on June 2 ... No. 8 college prospect in South Carolina for the 2014 draft in the preseason by Perfect Game ... one of eight participants in the TD Ameritrade College Home Run Derby in Omaha, Neb. on July 3.

2012: Hit .214 with seven runs, two doubles, two RBIs, a .323 on-base percentage, five walks, four hit-by-pitches and two steals in 28 games (17 starts, including 16 in left field and one at catcher) ... had a team-tying-high .500 on-base percentage when leading off an inning ... was 6-for-18 (.333) with two doubles and a .429 on-base percentage in his last 11 games (seven starts) ... was 5-for-16 (.313) with two doubles, five runs and a .421 on-base percentage in April ... hit a run-scoring single in the second game of a doubleheader against UAB on Feb. 18; it was his first career game and start ... went 2-for-3 with a double and run against Winthrop on April 3 ... went 1-for-2 with two runs and a hit-by-pitch against Western Carolina on April 4 ... went 2-for-3 with a double and run at Duke on April 7 ... went 1-for-2 with a

run against Furman on May 15 ... played for New Market in the Valley Baseball League in the summer, where he hit .222 with five doubles, 10 RBIs and three steals in 24 games.

Before Clemson: Drafted in the 42nd round (No. 1,283 overall pick) by the San Diego Padres ... No. 141 player in the nation and No. 5 player in South Carolina by Perfect Game ... No. 12 player and No. 2 catcher in South Carolina by Diamond Prospects ... No. 23 prospect in South Carolina for the 2011 draft by Baseball America ... Anderson Independent-Mail Player-of-the-Year as a senior ... hit .533 with nine homers, 27 RBIs and 21 walks in limited at-bats as a senior ... lettered four times in baseball and four times in football at T.L. Hanna High, where he was coached by Adam Comstock.

Personal: His brother, Ben, was a freshman linebacker on the 2013 Clemson football team who had 25 tackles and 1.5 tackles for loss in 11 games ... majoring in management ... born Garrett Andrew Boulware on Sept. 9, 1992 in Atlanta, Ga.

BOULWARE'S OVERALL STATS

Year	AVG	G-S	AB	R	H	2B	3B	HR	RBI	OB%	SB
2012	.214	28-17	56	7	12	2	0	0	2	.323	2-2
2013	.308	61-60	227	43	70	12	1	8	45	.377	2-2
2014	.302	61-61	225	38	68	16	0	4	35	.380	1-3
Totals	.295	150-138	508	88	150	30	1	12	82	.372	5-7

BOULWARE'S ACC REGULAR-SEASON STATS

Year	AVG	G-S	AB	R	H	2B	3B	HR	RBI	OB%	SB
2012	.250	9-5	16	1	4	1	0	0	1	.294	0-0
2013	.275	30-30	120	21	33	7	1	4	21	.350	1-1
2014	.279	29-29	111	19	31	8	0	3	12	.339	0-0
Totals	.275	68-64	247	41	68	16	1	7	34	.342	1-1

BOULWARE'S ACC TOURNAMENT STATS

Year	AVG	G-S	AB	R	H	2B	3B	HR	RBI	OB%	SB
2013	.308	3-3	13	1	4	1	0	1	1	.357	0-0
2014	.364	3-3	11	0	4	0	0	0	1	.417	0-0
Totals	.333	6-6	24	1	8	1	0	1	2	.385	0-0

BOULWARE'S NCAA TOURNAMENT STATS

Year	AVG	G-S	AB	R	H	2B	3B	HR	RBI	OB%	SB
2013	.273	3-3	11	1	3	1	0	0	1	.385	0-0
2014	.286	2-2	7	1	2	0	0	0	0	.286	0-0
Totals	.278	5-5	18	2	5	3	0	0	1	.350	0-0



#47 TUCKER BURGESS

RHP • R-R • 6-3 • 190 • Fr. • HS

Liberty, S.C. • Easley HS

Freshman righthander.

2014: Red-shirted.

Before Clemson: Rated as the No. 10 pitcher in South Carolina by Diamond Prospects ... North/South All-Star game participant ... all-state selection as a senior ... all-region selection as a senior

... all-state academic selection ... member of the region championship team as a sophomore ... lettered five times in baseball at Easley High School, where he was coached by Roger Finley.

Personal: His father, Jabo, played baseball at The Citadel and Newberry ... majoring in pre-business ... born Tucker Stephen Burgess on Sept. 9, 1994 in Greenville, S.C.



#29 JACKSON CAMPANA

RHP • R-R • 6-6 • 235 • So. • 1VL

Charlotte, N.C. • Providence Senior HS

Righthander who has pitched sparingly out of the bullpen ... in 13.0 innings pitched over 11 relief appearances and two seasons, he has an 0-0 record and a 3.46 ERA while allowing 12 hits (.255 opponents' batting average), no homers and nine walks with

10 strikeouts ... tallest player (6'6") on the 2014 team.

2014: Had an 0-0 record and a 6.75 ERA in three relief appearances ... in 2.2 innings pitched, he allowed one hit (.111 opponents' batting average) and one walk with two strikeouts ... pitched a hitless and scoreless eighth inning with a strikeout at Pittsburgh on April 20 ... pitched a perfect ninth inning with a strikeout against No. 11 Miami (Fla.) on April 27.

2013: Had an 0-0 record and a 2.61 ERA in eight relief appearances ... in 10.1 innings pitched, he allowed 11 hits (.289 opponents' batting average) and eight walks with eight strikeouts ... was 1-for-3 with one double and one RBI in four games off the bench ... held opponents to a .174 batting average with runners on base and an .071 batting average with runners in scoring position ... hit a pinch-hit, run-scoring double against William & Mary on Feb. 17; it was his first career game ... pitched 2.0 innings in relief, allowing one hit and no runs in the second game

of a doubleheader against Wright State on Feb. 23; it was his first career appearance ... pitched a scoreless ninth inning with a strikeout against Western Carolina on April 24 ... pitched 2.0 hitless and scoreless innings in relief with two strikeouts in the second game of a doubleheader at Furman on May 8 ... pitched a scoreless ninth inning with two strikeouts against Georgia Southern on May 11 ... pitched a scoreless ninth inning with two strikeouts against no walks against Liberty in the Columbia Regional on May 31 ... played for Gastonia in the Coastal Plain League in the summer, where he pitched 4.1 innings over four relief appearances.

Before Clemson: Rated as the No. 460 player in the nation and No. 13 player in North Carolina by Perfect Game ... East Coast Pro Showcase ... three-time all-conference selection ... member of the conference champions four times ... lettered four times in baseball ... coached by Danny Hignight at Providence Senior High School.

Personal: Pronounced cam-PAN-uh ... his mother, Susan, played softball at Tufts ... majoring in management ... born Jackson Ross Campana on Aug. 29, 1993 in Winston-Salem, N.C.

CAMPANA'S OVERALL STATS

Year	ERA	W-L	G-S	SV	IP	H	R	ER	BB	SO
2013	2.61	0-0	8-0	0	10.1	11	4	3	8	8
2014	6.75	0-0	3-0	0	2.2	1	2	2	1	2
Totals	3.46	0-0	11-0	0	13.0	12	6	5	9	10

Year	AVG	G-S	AB	R	H	2B	3B	HR	RBI	OB%	SB
2013	.333	4-0	3	0	1	1	0	0	1	.333	0-0

CAMPANA'S ACC REGULAR-SEASON STATS

Year	ERA	W-L	G-S	SV	IP	H	R	ER	BB	SO
2013	9.00	0-0	1-0	0	1.0	1	1	1	2	0
2014	6.75	0-0	3-0	0	2.2	1	2	2	1	2
Totals	7.36	0-0	4-0	0	3.2	2	3	3	3	2

Year	AVG	G-S	AB	R	H	2B	3B	HR	RBI	OB%	SB
2013	.000	1-0	1	0	0	0	0	0	0	.000	0-0

CAMPANA'S ACC TOURNAMENT STATS

Year	ERA	W-L	G-S	SV	IP	H	R	ER	BB	SO
2013	4.50	0-0	1-0	0	2.0	4	2	1	0	1

Year	ERA	W-L	G-S	SV	IP	H	R	ER	BB	SO
2013	0.00	0-0	1-0	0	1.0	1	0	0	0	2

CAMPANA'S NCAA TOURNAMENT STATS

Year	ERA	W-L	G-S	SV	IP	H	R	ER	BB	SO
2013	0.00	0-0	1-0	0	1.0	1	0	0	0	2



#36 MATT CAMPBELL

RHP • R-R • 6-0 • 205 • Sr. • 3VL

Alpharetta, Ga. • Northview HS

Hard-throwing righthander who was Clemson's closer in 2014 ... in 108.2 innings pitched over 78 relief appearances and four seasons, he had a 7-3 record, 19 saves and a 2.73 ERA while allowing 66 hits (.175 opponents' batting average), four homers and 54

walks with 134 strikeouts ... second in Tiger history in hits per nine innings pitched (5.47), second in strikeouts per nine innings pitched (11.10), third in saves and tied for fourth in relief appearances ... held opponents to a .146 batting average in 38 career ACC regular-season appearances ... three-time All-ACC Academic member ... three-time ACC Academic Honor Roll member.

2014: Drafted in the ninth round (No. 279 overall pick) by the Los Angeles Dodgers and signed in June ... NCBWA Stopper-of-the-Year Award Watch List member ... All-ACC Academic team member ... had a 4-0 record, eight saves and an 0.84 ERA in 25 relief appearances ... in 32.0 innings pitched, he allowed 16 hits (.144 opponents' batting average) and 15 walks with 45 strikeouts ... tied for ninth in Tiger history in saves ... tied for sixth in the ACC in saves ... led the team in saves and games finished (24) ... had a 2-0 record, two saves, a .121 opponents' batting average and 24 strikeouts and did not allow a run in 17.0 innings pitched over 10 relief appearances in ACC regular-season games ... held opponents to 0-for-8 with five strikeouts against only one walk with the bases loaded ... pitched 2.2 innings in relief, allowing two hits and no earned runs with three strikeouts to earn the win against Eastern Michigan on Feb. 16 ... pitched a perfect ninth inning with a strikeout to record the save against Presbyterian College on Feb. 25 ... pitched 2.0 hitless and scoreless innings in relief with three strikeouts to earn the win against Virginia Tech on March 7 ... pitched 1.1 innings in relief, allowing one hit, no runs and no walks with three strikeouts to record the save against Appalachian State on March 12 ... pitched a scoreless ninth inning with two strikeouts to record the save in the second game of a doubleheader at Wake Forest on March 15 ... pitched a hitless and scoreless ninth inning with a strikeout to record the save at Georgia Southern on March 19 ... pitched 2.2 innings in relief, allowing one hit and no runs with four strikeouts against

No. 1 Florida State on March 22 ... pitched a perfect ninth inning with two strikeouts to record the save in the first game of a doubleheader at Maryland on March 28 ... pitched 1.0 innings in relief with two strikeouts to record the save against Winthrop on April 2 ... pitched 1.2 hitless and scoreless innings in relief with three strikeouts at No. 2 Virginia on April 12 ... pitched 0.1 innings in relief to earn the win against James Madison on May 3 ... pitched a perfect ninth inning with a strikeout to record the save against High Point on May 7 ... pitched 5.0 innings in relief, allowing one hit and no runs with five strikeouts to earn the win against Boston College on May 17 ... recorded the save against Duke in the ACC Tournament on May 21 ... pitched a perfect eighth inning with three strikeouts against Xavier in the Nashville Regional on May 31.

2013: All-ACC Academic team member ... ACC Academic Honor Roll member ... had a 1-1 record, a team-high seven saves and a 4.82 ERA in a team-tying-high 24 appearances, all out of the bullpen ... in 28.0 innings pitched, he allowed 19 hits (team-best .192 opponents' batting average) and 13 walks with 35 strikeouts ... three of his seven saves came against top-10 teams ... tied for eighth in the ACC in saves ... finished a team-high 14 games on the mound ... did not allow a steal ... only allowed one of 15 inherited baserunners to score ... held opponents to a .184 batting average with runners on base ... retired both batters he faced with runners on second and third, including one by strikeout, to record the save against William & Mary on Feb. 15 ... recorded the save in the first game of a doubleheader against Wright State on Feb. 23 ... pitched 2.0 innings in relief with three strikeouts to record the save against No. 7 South Carolina at Greenville, S.C. on March 2 ... pitched a hitless and scoreless ninth inning with one strikeout to record the save at No. 8 NC State on March 9 ... pitched a hitless and scoreless ninth inning with two strikeouts to record the save against Gardner-Webb on April 3 ... pitched 2.2 perfect innings with three strikeouts to record the save at Boston College on April 7 ... pitched a perfect ninth inning with two strikeouts to earn the win against Presbyterian College on April 10 ... pitched 2.0 perfect innings in relief with two strikeouts against Wake Forest on April 12 ... pitched 2.0 innings in relief, allowing one hit and no runs with two strikeouts to record the save in the second game of a doubleheader against Maryland on May 6 ... pitched 2.0 hitless and scoreless innings in relief with three strikeouts at No. 8 Florida State on May 16 ... played for Florence in the Coastal Plain League in the summer, where he was 2-1 with a team-high four saves, 1.20 ERA, .154 opponents' batting average and 25 strikeouts against only two walks in 15.0 innings pitched over 13 relief appearances.

2012: ACC Academic Honor Roll member ... had a 1-2 record, two saves and a 2.49 ERA in 13 relief appearances ... in 25.1 innings pitched, he allowed 19 hits (team-best .211 opponents' batting average), including only four extra-base hits and 11 walks with 29 strikeouts ... had a 2.13 ERA, one save and a .159 opponents' batting average along with 18 strikeouts in 12.2 innings pitched over seven relief appearances in ACC regular-season games ... in 8.1 innings pitched over six relief appearances away from home, he allowed only two singles (.077 opponents' batting average) and one run (1.08 ERA) ... had an 0.71 ERA and a .143 opponents' batting average in 12.2 innings pitched over five relief appearances against top-25 ranked teams ... held lefthanded batters to a .158 batting average ... did not allow a steal ... pitched 3.1 innings in relief, allowing one hit, no runs and no walks with three strikeouts against No. 2 South Carolina at Charleston, S.C. on March 2 ... pitched 2.0 innings in relief, allowing one hit and no runs with two strikeouts against No. 6 North Carolina on March 9 ... pitched 2.0 innings in relief, allowing one hit with three strikeouts to record the save against Boston College on March 16 ... pitched a perfect ninth inning with a strikeout to record the save against Elon at Greenville, S.C. on March 21 ... pitched 1.1 perfect innings in relief at No. 18 Georgia on March 27 ... pitched 4.0 innings in relief, allowing one hit, no runs and no walks with seven strikeouts to earn the win against No. 7 Miami (Fla.) on March 30 ... pitched 2.1 innings in relief, allowing no hits and one run with four strikeouts at Georgia Tech on April 27; left the game in the ninth inning with a "Lat" strain and missed the rest of the season.

2011: All-ACC Academic team member ... ACC Academic Honor Roll member ... had a 1-0 record, two saves and a 3.09 ERA in 16 relief appearances ... in 23.1 innings pitched, he allowed 12 hits (.154 opponents' batting average), no homers and 15 walks with 25 strikeouts ... in 10.2 innings pitched over seven relief appearances in ACC regular-season games, he had one save and allowed five hits (.143 opponents' batting average) and four earned runs (3.38 ERA) with 13 strikeouts ... held righthanded batters to a .125 batting average ... held opponents to 0-for-25 with two outs ... had a .122 opponents' batting average with runners on base and .111 batting average with runners in scoring

position ... in 6.0 innings pitched in the ninth inning, he allowed just two hits and no runs with nine strikeouts ... allowed only four of 16 inherited baserunners to score ... pitched 2.0 hitless and scoreless innings in relief with two strikeouts against Charleston Southern on Feb. 26; it was his first career appearance ... struck out all three batters he faced in relief against Duke on March 19 ... pitched 1.2 innings in relief, allowing no hits, no runs and no walks with a strikeout against Duke on March 20 ... pitched 2.1 innings in relief, allowing no hits and no earned runs with four strikeouts against Wake Forest on April 23 ... pitched a scoreless ninth inning with two strikeouts in the second game of a doubleheader against Gardner-Webb on May 7 ... pitched 1.2 hitless and scoreless innings in relief to record his first career save against Furman at Greenville, S.C. (Fluor Field) on May 10 ... pitched 2.0 hitless and scoreless innings in relief with three strikeouts to record the save in the second game of a doubleheader at Virginia Tech on May 14 ... pitched 2.1 innings in relief, allowing one hit, no runs and no walks with one strikeout to earn his first career win against NC State in the ACC Tournament on May 28 ... played for Florence in the Coastal Plain League in the summer, where he was 1-0 with a league-best 1.19 ERA and .152 opponents' batting average in 45.1 innings pitched over eight appearances (six starts); allowed only 23 hits and 17 walks with 41 strikeouts; named CPL Co-Pitcher-of-the-Week on July 20 ... No. 42 prospect in the Coastal Plain League by Perfect Game.

Before Clemson: Preseason honorable mention All-American by Under Armour as a senior at Northview High School ... first-team all-region as a junior ... team defensive MVP as a junior ... lettered three times in baseball at Northview High, where he was coached by Joshua Bartlett.

Personal: Graduated May 9, 2014 with a degree in parks, recreation & tourism management ... born Matthew Scott Campbell on Sept. 28, 1991 in Alpharetta, Ga.

CAMPBELL'S OVERALL STATS

Year	ERA	W-L	G-S	SV	IP	H	R	ER	BB	SO
2011	3.09	1-0	16-0	2	23.1	12	9	8	15	25
2012	2.49	1-2	13-0	2	25.1	19	8	7	11	29
2013	4.82	1-1	24-0	7	28.0	19	16	15	13	35
2014	0.84	4-0	25-0	8	32.0	16	4	3	15	45
Totals	2.73	7-3	78-0	19	108.2	66	37	33	54	134

CAMPBELL'S ACC REGULAR-SEASON STATS

Year	ERA	W-L	G-S	SV	IP	H	R	ER	BB	SO
2011	3.38	0-0	7-0	1	10.2	5	5	4	7	13
2012	2.13	1-1	7-0	1	12.2	7	4	3	9	18
2013	5.00	0-0	14-0	3	18.0	10	10	10	9	20
2014	0.00	2-0	10-0	2	17.0	7	0	0	8	24
Totals	2.62	3-1	38-0	7	58.1	29	19	17	33	75

CAMPBELL'S ACC TOURNAMENT STATS

Year	ERA	W-L	G-S	SV	IP	H	R	ER	BB	SO
2011	0.00	1-0	1-0	0	2.1	1	0	0	0	1
2013	36.00	0-0	1-0	0	1.0	3	4	4	1	1
2014	9.00	0-0	2-0	1	1.0	2	1	1	0	0
Totals	10.38	1-0	4-0	1	4.1	6	5	5	1	2

CAMPBELL'S NCAA TOURNAMENT STATS

Year	ERA	W-L	G-S	SV	IP	H	R	ER	BB	SO
2011	10.13	0-0	1-0	0	2.2	2	3	3	2	2
2014	0.00	0-0	1-0	0	1.0	0	0	0	0	3
Totals	7.36	0-0	2-0	0	3.2	2	3	3	2	5



#5 JOE COSTIGAN

OF • L-R • 6-0 • 205 • Sr. • 3VL
Naples, Fla. • Barron Collier HS

Outfielder who was one of the top Tigers off the bench ... a career .250 hitter with a .397 on-base percentage in 86 games (19 starts) over four seasons ... had nine doubles, one triple, 18 RBIs, 17 runs, 22 walks and six hit-by-pitches ... was 11-for-46 (.239) with seven RBIs as a pinch-hitter in his career.

2014: Hit .100 with five runs, one RBI, a .438 on-base percentage and six walks against one strikeout in 15 games off the bench ... hit a pinch-hit single and scored a run against Maine on Feb. 22 ... had a pinch-hit walk and scored a run against No. 11 Miami (Fla.) on April 27.

2013: Hit .245 with five runs, five doubles, one triple, six RBIs, a .362 on-base percentage, eight walks and one hit-by-pitch in 27 games (11 starts as the DH) ... Clemson had a 10-1 record in his 11 starts ... was 8-for-26 (.308) with four doubles, one triple, five RBIs and a .538 slugging percentage in 10 ACC regular-season games (six starts) ... went 1-for-3 with a run-scoring double and walk against Gardner-Webb on April 3 ... went 2-for-4 with a team-leading season-high two doubles and three RBIs at Boston College on April 5; his three-run double in the seventh inning proved to be the difference in Clemson's 7-5 win ... went 1-for-2 with a double,

RBI, run and walk at Boston College on April 6 ... hit a pinch-hit single at Boston College on April 7; was 4-for-8 with three doubles and four RBIs in the series ... went 2-for-4 with a triple, an RBI and a run against Wake Forest on April 12 ... went 1-for-2 with a run and two walks against Western Carolina on April 24.

2012: Hit .289 with five runs, four doubles, seven RBIs, a .377 on-base percentage, five walks and two hit-by-pitches in 30 games (eight starts, including five as the DH, two in left field and one in right field) ... hit .391 with runners on base and .462 with runners in scoring position ... was 2-for-18 (.389) with two doubles, three RBIs and a .476 on-base percentage as a pinch-hitter ... hit a team-high .417 with four doubles and three RBIs in his 22 games off the bench ... was 2-for-3 with a double, walk and hit-by-pitch in five postseason games ... hit a team-high .323 in day games ... was 5-for-16 (.313) with a .421 on-base percentage against top-25 ranked teams ... hit a pinch-hit single at No. 2 South Carolina on March 3 ... went 1-for-4 with an RBI, a run and walk against No. 2 South Carolina on March 4; it was his first career start ... hit a pinch-hit, run-scoring double against Boston College on March 16 ... hit a two-run single with a walk against Boston College on March 18 ... hit a pinch-hit single and scored a run at Virginia on March 23 ... came off the bench and went 2-for-2 against No. 17 NC State on April 14 ... came off the bench to go 2-for-2 with a double, two RBIs and a run against Tennessee Tech on May 8; his two-out, two-run single in the seventh inning sparked Clemson's comeback ... came off the bench to hit a double and scored a run against Furman on May 15 ... hit a key pinch-hit single in the eighth inning against No. 1 Florida State in the ACC Tournament on May 25 ... hit a pinch-hit double against Coastal Carolina in the Columbia Regional on June 1 ... played for Wilson in the Coastal Plain League in the summer, where he hit .224 with four doubles, one triple, a team-high 22 RBIs and three steals in 45 games.

2011: Was 2-for-8 (.250) with two runs, four RBIs, three walks, three hit-by-pitches and a .571 on-base percentage in 14 games, all off the bench ... had three putouts without committing an error ... was 2-for-5 with runners in scoring position ... was 2-for-2 with four RBIs and a walk with the bases loaded ... had his first career hit along with an RBI off the bench against Charleston Southern on Feb. 26 ... hit a pinch-hit, two-run single in the first game of a doubleheader against Gardner-Webb on May 7 ... played for Wilson in the Coastal Plain League in the summer, where he hit .299 with 23 runs, eight doubles, one triple, two homers and 21 RBIs in 48 games ... No. 36 prospect in the Coastal Plain League by Perfect Game.

Before Clemson: Rated as the No. 33 prospect in Florida and the No. 221 prospect in the nation by Perfect Game ... all-area, all-county and all-conference as a senior at Barron Collier High School ... team captain as a junior and senior ... preseason honorable mention All-American by Perfect Game and Under Armour as a senior ... all-county and all-conference selection as a sophomore ... from the same high school that produced Tiger first-baseman Andy D'Alessio (2004-07) and Tiger outfielder Jeff Schaus (2008-11) ... lettered four times in baseball at Barron Collier High, where he was coached by Dan Maurer.

Personal: His father, Jerry, played baseball at Stetson ... graduated May 9, 2014 with a degree in sociology ... born Joseph Jeffrey Costigan on June 16, 1991 in Akron, Ohio.

COSTIGAN'S OVERALL STATS

Year	AVG	G-S	AB	R	H	2B	3B	HR	RBI	OB%	SB
2011	.250	14-0	8	2	2	0	0	0	4	.571	0-0
2012	.289	30-8	45	5	13	4	0	0	7	.377	0-0
2013	.245	27-11	49	5	12	5	1	0	6	.362	0-0
2014	.100	15-0	10	5	1	0	0	0	1	.438	0-0
Totals	.250	86-19	112	17	28	9	1	0	18	.397	0-0

COSTIGAN'S ACC REGULAR-SEASON STATS

Year	AVG	G-S	AB	R	H	2B	3B	HR	RBI	OB%	SB
2011	.000	5-0	2	0	0	0	0	0	0	.600	0-0
2012	.250	11-5	20	1	5	1	0	0	3	.318	0-0
2013	.308	10-6	26	3	8	4	1	0	5	.357	0-0
2014	.000	7-0	5	2	0	0	0	0	0	.286	0-0
Totals	.245	33-11	53	6	13	5	1	0	8	.355	0-0

COSTIGAN'S ACC TOURNAMENT STATS

Year	AVG	G-S	AB	R	H	2B	3B	HR	RBI	OB%	SB
2012	.500	2-0	2	0	1	0	0	0	0	.500	0-0
2013	.000	1-0	1	0	0	0	0	0	0	.000	0-0
Totals	.333	3-0	3	0	1	0	0	0	0	.333	0-0

COSTIGAN'S NCAA TOURNAMENT STATS

Year	AVG	G-S	AB	R	H	2B	3B	HR	RBI	OB%	SB
2011	----	2-0	0	0	0	0	0	0	0	1.000	0-0
2012	1.000	3-0	1	0	1	1	0	0	0	1.000	0-0
2013	.111	3-2	9	0	1	0	0	0	0	.111	0-0
2014	.000	1-0	1	0	0	0	0	0	0	.000	0-0
Totals	.182	9-0	11	0	2	1	0	0	0	.357	0-0



#6 ANDREW COX

OF/1B • L-L • 6-0 • 215 • RFr. • RS
Belton, S.C. • Belton-Honea Path HS

Outfielder and first-baseman from nearby Belton, S.C. ... has been used primarily as a defensive replacement in left field.

2014: Hit .150 with six runs, one double, two RBIs, a .271 on-base percentage, five walks, two hit-by-pitches and three steals in 31 games (nine starts, including seven in left field and two at first base) ... went 2-for-4 with a walk and steal against Eastern Michigan on Feb. 14; it was his first career game; was 4-for-9 with two walks, two hit-by-pitches and two steals in the series ... went 1-for-2 with an RBI, a run and walk off the bench against Boston College on May 17.

2013: Red-shirted ... ACC Academic Honor Roll member ... played for High Point-Thomasville in the Coastal Plain League in the summer, where he hit .228 with one homer, two triples, one double, 11 RBIs, 15 runs and four steals in 40 games (28 starts).

Before Clemson: Rated as the No. 11 player and No. 2 outfielder in South Carolina by Diamond Prospects ... South Carolina Select All-Star ... two-time all-state selection ... three-time all-region selection ... defensive MVP as a sophomore, junior and senior ... International Paper Classic All-Tournament team as a junior and senior ... member of the state championship team as a freshman ... lettered five times in baseball and three times in football ... coached by Steve Williams at Belton-Honea Path High School.

Personal: His father, Jimmy, was a member of the Clemson football team in 1979,80 ... his brother, Jay, was an outfielder on the 2011 Clemson baseball team ... from the same hometown as former Tiger All-America catcher Matthew LeCroy (1995-97) ... majoring in parks, recreation & tourism management ... born Andrew Levi Cox on Nov. 23, 1993 in Greenwood, S.C.

COX'S OVERALL STATS

Year	AVG	G-S	AB	R	H	2B	3B	HR	RBI	OB%	SB
2014	.150	31-9	40	6	6	1	0	0	2	.271	3-4

COX'S ACC REGULAR-SEASON STATS

Year	AVG	G-S	AB	R	H	2B	3B	HR	RBI	OB%	SB
2014	.077	9-1	13	1	1	0	0	0	1	.143	0-0

COX'S ACC TOURNAMENT STATS

Year	AVG	G-S	AB	R	H	2B	3B	HR	RBI	OB%	SB
2014	.000	2-0	1	0	0	0	0	0	0	.000	0-0



#44 MATTHEW CROWNOVER

LHP • R-L • 5-11 • 210 • So. • 1VL
Ringgold, Ga. • Ringgold HS

Left-hander who is not overpowering, but uses his control to be effective ... his fastball improved from 2013 to 2014 after fully recovering from "Tommy John" surgery in March 2012 ... was in the weekend rotation during all of 2014 ... in 169.1 innings pitched

over 32 appearances (30 starts) and two seasons, he has a 15-9 record and 2.60 ERA while allowing 158 hits (.250 opponents' batting average) and 37 walks with 135 strikeouts ... third in Tiger history in walks per nine innings pitched (1.97), fourth in strikeout-to-walk ratio (3.65) and ninth in ERA ... has a 2.01 ERA in 103.0 innings pitched in 17 starts in ACC regular-season games in his career ... two-time All-ACC Academic member.

2014: Drafted in the 21st round (No. 628 overall pick) by the San Francisco Giants ... Third-Team All-ACC selection ... All-ACC Academic team member ... had an 8-6 record and a 2.90 ERA in 17 appearances (16 starts) ... in 99.1 innings pitched, he allowed 94 hits (.251 opponents' batting average) and 20 walks with 90 strikeouts ... eighth in Tiger history in strikeout-to-walk ratio (4.50) ... tied for fourth in the ACC in starts, tied for sixth in wins, seventh in strikeouts, 10th in innings pitched and tied for 10th in complete games (1) ... led the team in wins and starts ... had a 5-4 record, 2.16 ERA, .228 opponents' batting average and 48 strikeouts against only 13 walks in 66.2 innings pitched over 10 starts in ACC regular-season games ... in 25.1 innings pitched after the fifth inning, he allowed just four runs (1.42 ERA), 17 hits (.185 opponents' batting average) and one walk with 22 strikeouts ... pitched 5.0 innings in a starting role, allowing four hits, one earned run and no walks with nine strikeouts to earn the win against Eastern Michigan on Feb. 15 ... pitched 5.0 innings in a starting role, allowing two earned runs and one walk with four strikeouts to earn the win against Maine on Feb. 22 ... pitched 6.0 innings in a starting role, allowing five hits, one earned run and one walk with two strikeouts to earn the win against Virginia Tech on March

8 ... pitched 5.0 innings in a starting role, allowing one walk with four strikeouts to earn the win in the first game of a doubleheader at Wake Forest on March 15 ... pitched a complete game, allowing four hits, one run and no walks with nine strikeouts to earn the win in the second game of a doubleheader at Maryland on March 28 ... pitched 8.0 innings in a starting role, allowing three hits, one run and two walks with seven strikeouts to earn the win against NC State on April 5; retired the last 13 batters he faced ... pitched 7.0 innings in a starting role, allowing five hits, two earned runs and two walks with four strikeouts at No. 2 Virginia on April 11 ... pitched 8.0 innings in a starting role, allowing five hits, two runs and two walks with three strikeouts at Pittsburgh on April 18 ... pitched 7.2 innings in a starting role, allowing four hits, two runs and one walk with nine strikeouts against James Madison on May 3 ... pitched 7.0 innings in a starting role, allowing six hits, two runs and one walk with four strikeouts at Notre Dame on May 9 ... pitched 7.0 innings in a starting role, allowing six hits, no earned runs and no walks with five strikeouts to earn the win against Boston College on May 15 ... pitched 7.2 innings in a starting role, allowing five hits, two runs and one walk with nine strikeouts to earn the win against Duke in the ACC Tournament on May 21 ... No. 65 sophomore in the nation in the preseason by Perfect Game ... No. 13 ACC prospect for the 2014 draft in the preseason by Perfect Game.

2013: Freshman All-American by Collegiate Baseball ... second-team freshman All-American by Baseball America and Perfect Game ... All-ACC Academic team member ... ACC Academic Honor Roll member ... won the Tiger Baseball Award, given to the team's best leader ... had a 7-3 record and a team-best 2.19 ERA in 15 appearances (14 starts) ... in 70.0 innings pitched, he allowed 64 hits (.249 opponents' batting average) and 17 walks with 45 strikeouts ... became the first freshman to lead Clemson in ERA since 2003 ... fifth in the ACC in ERA ... had a team-high six pickoffs and allowed only three steals in nine attempts ... did not allow more than three runs in any of his 15 appearances ... had a 7-3 record, a 1.95 ERA and .245 opponents' batting average in his 14 starts ... in 36.1 innings pitched over seven starts in ACC regular-season games, he was 3-2 with an ACC-best 1.73 ERA ... in 42.2 innings pitched over his last eight starts, he was 4-3 and allowed just six earned runs (1.27 ERA) ... named ACC Pitcher-of-the-Week on May 13 for his performance in two starts from on May 6, 11; in 13.0 innings pitched, he allowed seven hits, no runs and four walks with 10 strikeouts to earn two wins ... pitched 3.0 innings in a starting role, allowing one hit, one run and one walk with four strikeouts against Winthrop on Feb. 27; it was his first career start ... pitched 5.0 innings in a starting role, allowing three hits, one run and no walks with three strikeouts to earn the win against Wofford on March 6 ... pitched 6.0 innings in a starting role, allowing three hits, no runs and no walks with two strikeouts to earn the win against Charleston Southern on March 13 ... pitched 5.0 innings in a starting role, allowing four hits, one run and two walks with four strikeouts to earn the win at Georgia on March 26 ... pitched 6.1 innings in a starting role, allowing four hits, no runs and one walk with four strikeouts to earn the win at Boston College on April 7; did not allow a runner past second base ... pitched 5.1 innings in a starting role, allowing five hits and no runs with four strikeouts to earn the win against Wake Forest on April 13 ... pitched 4.1 innings in a starting role, allowing no earned runs at Miami (Fla.) on April 20 ... pitched 5.1 innings in a starting role, allowing two runs and one walk with six strikeouts in the second game of a doubleheader against No. 19 Georgia Tech on April 26 ... pitched 6.0 innings in a starting role, allowing four hits, no runs and one walk with two strikeouts to earn the win in the second game of a doubleheader against Maryland on May 6 ... pitched 7.0 innings in a starting role, allowing three hits, no runs and three walks with eight strikeouts to earn the win against Georgia Southern on May 11 ... No. 36 freshman in the nation in the preseason by Baseball America ... No. 57 freshman in the nation in the preseason by Perfect Game ... No. 8 newcomer in the ACC in the preseason by Baseball America ... No. 7 college prospect in South Carolina for the 2014 draft in the preseason by Perfect Game.

Before Clemson: Rated as the No. 62 player and No. 7 lefthander in the nation and No. 5 player in Georgia by Perfect Game ... No. 87 high school prospect in the nation by Baseball America ... All-American by Perfect Game and Rawlings ... East Coast Pro Showcase ... Georgia state player-of-the-year as a sophomore and junior ... three-time all-state selection ... had 176 strikeouts in one season ... USA 14U National Team member ... lettered four times in baseball, two times in football and two times in basketball ... coached by Brent Tucker at Ringgold High School.


Personal: Majoring in communication studies ... born James Matthew Crownover on March 5, 1993 in East Ridge, Tenn.

CROWNOWER'S OVERALL STATS												
Year	ERA	W-L	G-S	SV	IP	H	R	ER	BB	SO		
2013	2.19	7-3	15-14	0	70.0	64	19	17	17	45		
2014	2.90	8-6	17-16	0	99.1	94	45	32	20	90		
Totals	2.60	15-9	32-30	0	169.1	158	64	49	37	135		

CROWNOWER'S ACC REGULAR-SEASON STATS												
Year	ERA	W-L	G-S	SV	IP	H	R	ER	BB	SO		
2013	1.73	3-2	7-7	0	36.1	38	9	7	9	21		
2014	2.16	5-4	10-10	0	66.2	56	23	16	13	48		
Totals	2.01	8-6	17-17	0	102.3	94	32	23	22	69		

CROWNOWER'S ACC TOURNAMENT STATS												
Year	ERA	W-L	G-S	SV	IP	H	R	ER	BB	SO		
2014	2.35	1-0	1-1	0	7.2	5	2	2	1	9		

CROWNOWER'S NCAA TOURNAMENT STATS												
Year	ERA	W-L	G-S	SV	IP	H	R	ER	BB	SO		
2013	4.50	0-1	1-1	0	4.0	5	2	2	1	3		
2014	19.64	0-1	1-1	0	3.2	10	8	8	1	7		
Totals	11.74	0-2	2-2	0	7.2	15	10	10	2	10		



#9 STEVEN DUGGAR

OF • L-R • 6-2 • 190 • So. • 1VL
Moore, S.C. • James F. Byrnes HS

Has the strongest outfield arm on the team ... a career .297 hitter with a .363 on-base percentage in 123 games (123 starts) over two seasons ... has 21 doubles, five triples, three homers, 66 RBIs, 84 runs, 50 walks, three hit-by-pitches and 40 steals ... has 14 outfield assists in his career ... has started all 123 games of his Tiger career in right field ... two-time All-ACC Academic member.

2014: Third-Team All-ACC selection ... All-ACC Academic team member ... hit .294 with 45 runs, 11 doubles, three triples, one homer, 36 RBIs, a .368 on-base percentage, 27 walks, two hit-by-pitches and 25 steals in 61 games (61 starts in right field) ... tied for second in the ACC in steals and tied for eighth in triples ... led or tied for the team lead in triples, steals, multiple-hit games (22), two-out RBIs (17) and outfield assists (5) ... was 2-for-80 (.338) with runners in scoring position ... had a 19-game hitting streak, which included the last nine games of 2013 and the first 10 games of 2014 ... went 3-for-4 with a double and steal against Eastern Michigan on Feb. 15; was 5-for-12 with four runs, two walks and four steals in the series ... went 3-for-4 with an RBI against No. 3 South Carolina on March 2 ... went 2-for-2 with a double, RBI, run, walk, hit-by-pitch and steal against Virginia Tech on March 8 ... went 4-for-6 with a double, four RBIs and a run at Georgia on March 25 ... went 2-for-4 with a triple, RBI, two runs, walk and steal in the second game of a doubleheader at Maryland on March 28 ... went 2-for-3 with an RBI and a walk at No. 2 Virginia on April 11 ... went 2-for-5 with a run and two steals at Pittsburgh on April 18; led off the 11th inning with a single, stole second and scored the winning run ... went 2-for-3 with two runs, two walks and two steals against James Madison on May 2 ... went 2-for-5 with two RBIs, two runs and a steal against James Madison on May 3 ... went 2-for-3 with two runs and a walk against UNLV on May 5 ... went 2-for-4 with an RBI, two runs, a walk and team-season-high three steals at Furman on May 13 ... went 2-for-3 with a homer, double, three runs and a walk against Boston College on May 15 ... went 2-for-5 with a key two-run single in the ninth inning against Duke in the ACC Tournament on May 21 ... No. 21 sophomore in the nation in the preseason by Baseball America ... No. 33 sophomore in the nation in the preseason by Perfect Game ... No. 4 ACC prospect for the 2015 draft in the preseason by Baseball America and Perfect Game.

2013: Freshman All-American by Collegiate Baseball ... All-ACC Academic team member ... ACC Academic Honor Roll member ... hit .300 with 39 runs, 10 doubles, two triples, two homers, 30 RBIs, a .359 on-base percentage, 23 walks, one hit-by-pitch and 15 steals in 62 games (62 starts in right field) ... one of three Tigers to start every game ... led the team in hits (75) and outfield assists (9); became the first freshman to lead Clemson in hits since 2005 ... had a team-tying-high 23 multiple-hit games ... hit a team-high .370 with three doubles and one triple in six postseason games ... had five bunt singles ... hit .325 against lefthanders ... went 3-for-3 with a double against William & Mary on Feb. 15; it was his first career game; went 5-for-9 with two doubles, three runs and two walks in the series ... hit a double, scored two runs and had threw out two runners at the plate on outfield assists against Wright State on Feb. 24 ... went 2-for-4 with a key two-out, two-run single in the fifth inning against No. 7 South Carolina at Greenville, S.C. on March 2 ... went 1-for-2 with a double, four RBIs and a walk against Wofford on March 6 ... went 3-for-5 with a two-run homer at Georgia on March 26; it was his first career home run ... went 1-for-3 with a double, three

runs, one walk and a steal at Western Carolina on April 9; hit a one-out double in the ninth inning and scored the go-ahead run ... went 3-for-4 with a walk and steal against Presbyterian College on April 10 ... went 3-for-5 with a homer, four RBIs, one walk and one steal against Wake Forest on April 14; hit a two-run, walkoff homer with two outs in the 11th inning ... went 2-for-3 with two runs, two walks and a steal against Western Carolina on April 24 ... went 2-for-3 with two runs, two walks and a steal in the first game of a doubleheader against No. 19 Georgia Tech on April 26 ... went 2-for-6 with a double and three RBIs in the first game of a doubleheader at Furman on May 8 ... went 3-for-4 with a run against Georgia Southern on May 11 ... went 2-for-5 with two runs and a steal at No. 8 Florida State on May 16 ... went 2-for-3 with a double against Miami (Fla.) in the ACC Tournament on May 25 ... went 3-for-4 with a double and two RBIs against Liberty in the Columbia Regional on May 31 ... went 2-for-4 with a double and run against Liberty in the Columbia Regional on June 2 ... No. 15 freshman in the nation in the preseason by Baseball America ... No. 48 freshman in the nation in the preseason by Perfect Game ... No. 7 newcomer in the ACC in the preseason by Baseball America ... played for Cotuit in the Cape Cod League in the summer, where he hit .209 with one RBI and three steals in 15 games ... No. 54 prospect in the Cape Cod League by Perfect Game.

Before Clemson: Rated as the No. 166 player in the nation and No. 4 player and No. 1 position player in South Carolina by Perfect Game ... No. 215 prospect in the nation and No. 2 high school prospect in South Carolina by Baseball America ... No. 4 player and No. 1 outfielder in South Carolina by Diamond Prospects ... East Coast Pro Showcase ... South Carolina Select All-Star ... all-state selection as a junior and senior ... all-region selection as a sophomore, junior and senior ... two-time offensive MVP ... member of the Upperstate champions as a sophomore, junior and senior ... lettered five times in baseball ... coached by Michael Maus at James F. Byrnes High School.

Personal: Pronounced DUH-guhr ... his mother, Susan, was a swimmer at Evansville ... majoring in parks, recreation & tourism management ... born Steven Michael Duggar on Nov. 4, 1993 in Spartanburg, S.C.

DUGGAR'S OVERALL STATS												
Year	AVG	G-S	AB	R	H	2B	3B	HR	RBI	OB%	SB	
2013	.300	62-62	250	39	75	10	2	30	.359	15-22		
2014	.294	61-61	238	45	70	11	3	36	.368	25-28		
Totals	.297	123-123	488	84	145	21	5	66	.363	40-50		

DUGGAR'S ACC REGULAR-SEASON STATS												
Year	AVG	G-S	AB	R	H	2B	3B	HR	RBI	OB%	SB	
2013	.233	30-30	120	19	28	1	1	12	.321	10-13		
2014	.254	29-29	114	16	29	6	2	10	.331	8-9		
Totals	.244	59-59	234	35	57	7	3	22	.326	18-22		

DUGGAR'S ACC TOURNAMENT STATS												
Year	AVG	G-S	AB	R	H	2B	3B	HR	RBI	OB%	SB	
2013	.286	3-3	14	0	4	1	1	0	2	.286	0-0	
2014	.308	3-3	13	2	4	0	0	0	2	.357	0-0	
Totals	.296	6-6	27	2	8	1	0	0	4	.321	0-0	

DUGGAR'S NCAA TOURNAMENT STATS												
Year	AVG	G-S	AB	R	H	2B	3B	HR	RBI	OB%	SB	
2013	.462	3-3	13	2	6	2	0	0	2	.462	0-0	
2014	.250	2-2	8	0	2	0	0	0	1	.250	0-1	
Totals	.381	5-5	21	2	8	2	0	0	3	.381	0-1	



#10 MIKE DUNSTER

2B/3B • L-R • 5-10 • 195 • Sr. • 3VL
Greenwich, Conn. • Greenwich HS

Infielder who was used primarily as a pinch-hitter ... a career .244 hitter with a .323 on-base percentage in 73 games (seven starts) over four seasons ... had three doubles, one triple, one homer, 11 RBIs, 13 runs and 10 walks ... had 15 putouts and 23 assists without committing an error in his career.

2014: Hit .194 with three runs, one triple, one homer, three RBIs, a .219 on-base percentage, one walk, and one steal in 28 games off the bench ... had four putouts and 11 assists without committing an error ... hit a pinch-hit, solo homer to tie the score in the ninth inning against Eastern Michigan on Feb. 14; it was his first career home run ... hit a pinch-hit single against Virginia Tech on March 9 ... hit a pinch-hit, run-scoring triple in the second game of a doubleheader at Maryland on March 28 ... hit a pinch-hit single at Pittsburgh on April 20 ... went 1-for-2 off the bench at Notre Dame on May 9.

2013: Hit .154 with two runs, two RBIs and one walk in 14 games off the bench ... had seven putouts and five assists without committing an error ... hit a pinch-hit, run-scoring single and scored a run against William & Mary on Feb. 17 ... had a pinch-

TIGER BIOS

hit walk and scored a run in the second game of a doubleheader at Furman on May 8 ... hit a pinch-hit, run-scoring single against Georgia Southern on May 12.

2012: Hit .233 with two runs, two doubles, four RBIs, a .324 on-base percentage and four walks in 19 games (six starts as the DH) ... had one putout and three assists without committing an error ... hit .438 with runners on base, .333 with runners in scoring position and .375 with two outs ... came off the bench and hit a run-scoring double against Holy Cross on March 7 ... went 3-for-4 with a double and three RBIs in his first start of the season against Elon at Greenville, S.C. on March 21 ... went 2-for-3 against Charleston Southern on April 17 ... hit a one-out, pinch-hit single in the ninth inning with Clemson trailing 7-6 and scored the winning run on Jon McGibbon's walkoff three-run homer against No. 1 Florida State in the ACC Tournament on May 25 ... played for Wilson in the Coastal Plain League in the summer, where he hit .311 with four steals in 16 games.

2011: Was 6-for-12 (.500) with six runs, one double, two RBIs, four walks and a .625 on-base percentage in 12 games (one start as the DH) ... had three putouts and four assists without committing an error ... was 3-for-5 with runners on base ... was 5-for-10 with a double, two RBIs, five runs and a .615 on-base percentage in his 11 games off the bench ... was 4-for-4 with five runs, one double, two RBIs and three walks in five non-ACC regular-season games; reached base via a hit or walk in all seven of his plate appearances ... was 5-for-8 with a double, two RBIs, five runs and a .727 on-base percentage in nine home games ... was 4-for-5 with a double, two RBIs, five runs and an .875 on-base percentage in four May games ... hit a single in his first career plate appearance against Elon on March 23 ... came off the bench, walked and scored a run against Western Carolina on April 6 ... hit a pinch-hit, two-run double in the first game of a doubleheader against Gardner-Webb on May 7 ... came off the bench and went 1-for-1 with a run and walk in the second game of a doubleheader against Gardner-Webb on May 7 ... went 1-for-2 with a run and walk in the second game of a doubleheader at Virginia Tech on May 14; his leadoff walk in the eighth inning with the score tied 3-3 set up Brad Miller's go-ahead three-run homer; it was his first career start ... went 1-for-1 with two runs and a walk off the bench against Davidson on May 17 ... hit a pinch-hit single against Sacred Heart in the Clemson Regional on June 3 ... played for North Shore in the New England Collegiate Baseball League in the summer, where he hit .205 with 13 runs, four doubles, one homer, eight RBIs and seven steals in 24 games.

Before Clemson: Team offensive MVP at Greenwich High School ... played in the Connecticut High School All-Star game ... lettered three times in baseball and three times in football at Greenwich High, where he was coached by Mike Mora.

Personal: His mother, Susan, was a swimmer at South Carolina and his father, Michael, played football at Vanderbilt ... his sister, Tori, plays lacrosse at High Point ... graduated May 9, 2014 with a degree in management ... born Michael Edward Dunster on May 31, 1992 in Greenwich, Conn.

DUNSTER'S OVERALL STATS

Year	AVG	G-S	AB	R	H	2B	3B	HR	RBI	OB%	SB
2011	.500	12-1	12	6	6	1	0	0	2	.625	0-0
2012	.233	19-6	30	2	7	2	0	0	4	.324	0-0
2013	.154	14-0	13	2	2	0	0	0	2	.214	0-0
2014	.194	28-0	31	3	6	0	1	1	3	.219	1-1
Totals	.244	73-7	86	13	21	3	1	1	11	.323	1-1

DUNSTER'S ACC REGULAR-SEASON STATS

Year	AVG	G-S	AB	R	H	2B	3B	HR	RBI	OB%	SB
2011	.167	5-1	6	1	1	0	0	0	0	.286	0-0
2012	.000	6-2	9	0	0	0	0	0	0	.182	0-0
2013	.000	5-0	4	0	0	0	0	0	0	.000	0-0
2014	.278	14-0	18	1	5	0	1	0	1	.278	1-1
Totals	.162	30-3	37	2	6	0	1	0	1	.225	1-1

DUNSTER'S ACC TOURNAMENT STATS

Year	AVG	G-S	AB	R	H	2B	3B	HR	RBI	OB%	SB
2012	1.000	1-0	1	1	1	0	0	0	0	1.000	0-0
2014	.000	1-0	1	0	0	0	0	0	0	.000	0-0
Totals	.500	2-0	2	1	1	0	0	0	0	.500	0-0

DUNSTER'S NCAA TOURNAMENT STATS

Year	AVG	G-S	AB	R	H	2B	3B	HR	RBI	OB%	SB
2011	.500	2-0	2	0	1	0	0	0	0	.500	0-0
2014	.000	2-0	1	0	0	0	0	0	0	.000	0-0
Totals	.333	4-0	3	0	1	0	0	0	0	.333	0-0



#33 ZACK ERWIN

LHP • L-L • 6-5 • 195 • So. • 1VL
Duluth, Ga. • Duluth HS

Left-handed who has pitched most of his career as a reliever, but has made spot starts ... in 132.2 innings pitched over 48 appearances (13 starts) and two seasons, he has a 9-5 record, four saves and a 3.87 ERA while allowing 112 hits (.233 opponents' batting average) and 48 walks with 94 strikeouts.

2014: Had a 4-3 record, two saves and a 4.21 ERA in 26 appearances (seven starts) ... in 72.2 innings pitched, he allowed 59 hits (.222 opponents' batting average) and 28 walks with 62 strikeouts ... tied for third in the ACC in shutouts (1) and tied for 10th in complete games (1) ... had a 1-0 record, two saves, a 3.44 ERA and .203 opponents' batting average in 36.2 innings pitched over 19 relief appearances ... in 31.2 innings pitched after the fifth inning, he allowed just six earned runs (1.71 ERA) and 24 hits (.211 opponents' batting average) with 28 strikeouts ... only allowed five of his 26 inherited baserunners to score ... pitched 4.0 innings in relief, allowing three hits, no earned runs and no walks with four strikeouts to record the save against Eastern Michigan on Feb. 15 ... pitched 1.2 scoreless innings in relief to record the save against Maine on Feb. 21 ... pitched 5.1 innings in relief, allowing three hits with seven strikeouts ... pitched 7.2 innings in a starting role, allowing four hits, one run and no walks with seven strikeouts to earn the win against Appalachian State on March 12 ... pitched 1.2 perfect innings in relief with two strikeouts at Georgia on March 25 ... pitched 6.0 innings in relief, allowing two hits, no runs and one walk with five strikeouts to earn the win against Furman on April 1 ... pitched 2.2 hitless and scoreless innings in relief with two strikeouts at No. 2 Virginia on April 13 ... pitched 7.0 innings in a starting role, allowing four hits, three runs and two walks with a team-tying-season-high 13 strikeouts to earn the win against Western Carolina on April 23; it was the most strikeouts by a Tiger since 2012 ... pitched a six-hit shutout with four strikeouts against no walks in 9.0 innings pitched to earn the win against James Madison on May 2; only threw 102 pitches and faced just three batters over the minimum ... pitched 2.2 innings in relief, allowing one hit and no runs with one strikeout at Furman on May 13.

2013: Had a 5-2 record, two saves and a 3.45 ERA in 22 appearances (six starts) ... in 60.0 innings pitched, he allowed 53 hits (.248 opponents' batting average) and 20 walks with 32 strikeouts ... did not allow more than three earned runs in any of his 22 appearances ... in 30.0 innings pitched over 11 appearances (two starts) in ACC regular-season games, he was 3-1 with a 3.00 ERA and .243 opponents' batting average ... pitched 0.2 innings in relief, allowing no runs with a strikeout in the second game of a doubleheader against Wright State on Feb. 23; it was his first career appearance ... pitched a perfect ninth inning with one strikeout against No. 7 South Carolina on March 1 ... struck out both batters he faced in relief at No. 7 South Carolina on March 3 ... pitched 5.0 innings in relief, allowing one hit, one run and one walk with three strikeouts to earn his first career win against No. 12 Virginia on March 16 ... pitched a hitless and scoreless ninth inning to record his first career save against Morehead State on March 20 ... pitched 4.1 innings in relief, allowing three hits, no runs and one walk with three strikeouts to earn the win in the first game of a doubleheader against Duke on March 23 ... pitched 1.2 perfect innings with two strikeouts to record the save at Boston College on April 5 ... pitched 2.1 hitless and scoreless innings in relief at Miami (Fla.) on April 21 ... pitched 5.0 innings in his first career start, allowing four hits, one run and one walk with four strikeouts to earn the win against Western Carolina on April 24 ... pitched 6.0 innings in a starting role, allowing five hits, one run and one walk to earn the win in the first game of a doubleheader against Maryland on May 6 ... pitched 5.0 innings in a starting role to earn the win against Georgia Southern on May 12 ... pitched 5.1 innings in a starting role, allowing two runs with three strikeouts against No. 3 North Carolina in the ACC Tournament on May 24.

Before Clemson: East Coast Pro Showcase ... Gwinnett County All-Star team ... Georgia State All-Star team ... team pitching MVP ... set school career and season records for wins and strikeouts ... lettered three times in baseball and three times in basketball ... coached by Matt Champitto at Duluth High School.

Personal: Majoring in pre-business ... born Zachary Scott Erwin on Jan. 24, 1994 in Chicago, Ill.

ERWIN'S OVERALL STATS

Year	ERA	W-L	G-S	SV	IP	H	R	ER	BB	SO
2013	3.45	5-2	22-6	2	60.0	53	27	23	20	32
2014	4.21	4-3	26-7	2	72.2	59	39	34	28	62
Totals	3.87	9-5	48-13	4	132.2	112	66	57	48	94

ERWIN'S ACC REGULAR-SEASON STATS

Year	ERA	W-L	G-S	SV	IP	H	R	ER	BB	SO
2013	3.00	3-1	11-2	1	30.0	25	11	10	8	11
2014	5.49	0-2	10-2	0	19.2	21	13	12	7	15
Totals	3.99	3-3	21-4	1	49.2	46	24	22	15	26

ERWIN'S ACC TOURNAMENT STATS

Year	ERA	W-L	G-S	SV	IP	H	R	ER	BB	SO
2013	3.38	0-0	1-1	0	5.1	5	2	2	2	3
2014	-----	0-0	1-0	0	0.0	0	0	0	1	0
Totals	3.38	0-0	2-1	0	5.1	5	2	2	3	3

ERWIN'S NCAA TOURNAMENT STATS

Year	ERA	W-L	G-S	SV	IP	H	R	ER	BB	SO
2013	6.75	0-1	1-1	0	2.2	4	3	2	0	2
2014	81.00	0-0	1-0	0	0.1	2	3	3	1	1
Totals	15.00	0-1	2-1	0	3.0	6	6	5	1	3



#1 MALEEKE GIBSON

OF • L-L • 5-10 • 165 • So. • 1VL
Sumter, S.C. • Thomas Sumter Academy

Came on to be the predominant lead-off batter in May of 2013 ... has good speed.

2014: Red-shirted.

2013: Hit .227 with 20 runs, three doubles, 16 RBIs, five walks, two hit-by-pitches and eight steals in 40 games

(26 starts, including 15 as the DH and 11 in left field) ... came off the bench and went 1-for-2 against William & Mary on Feb. 16; it was his first career game ... hit a double and had two RBIs at No. 8 NC State on March 8 ... went 2-for-4 with a run at No. 8 NC State on March 10 ... went 1-for-2 with a game-high three runs off the bench in the first game of a doubleheader against No. 19 Georgia Tech on April 26 ... went 3-for-5 with four RBIs and two runs against No. 19 Georgia Tech on April 27; was 4-for-8 with four RBIs and five runs in the series ... went 2-for-6 with three RBIs, one run and one steal in the first game of a doubleheader at Furman on May 8 ... went 2-for-4 with one RBI, two runs and two steals in the second game of a doubleheader at Furman on May 8; was 4-for-10 with four RBIs, three runs and three steals in the doubleheader ... went 2-for-4 with a double, two RBIs and two runs against Georgia Southern on May 12 ... went 2-for-4 with a run against No. 9 NC State in the ACC Tournament on May 22.

Before Clemson: Rated as the No. 10 player in South Carolina by Perfect Game ... No. 34 prospect and No. 7 high school prospect in South Carolina by Baseball America ... No. 15 player and No. 3 outfielder in South Carolina by Diamond Prospects ... region MVP as a senior ... lettered five times in baseball ... coached by Bill DeLavan at Thomas Sumter Academy.

Personal: Pronounced muh-LEEK ... majoring in pre-business ... born Maleeke Sirion Gibson on Feb. 20, 1994 in Sumter, S.C.

GIBSON'S OVERALL STATS

Year	AVG	G-S	AB	R	H	2B	3B	HR	RBI	OB%	SB
2013	.227	40-26	110	20	25	3	0	0	16	.271	8-9

GIBSON'S ACC REGULAR-SEASON STATS

Year	AVG	G-S	AB	R	H	2B	3B	HR	RBI	OB%	SB
2013	.195	17-9	41	9	8	2	0	0	6	.233	1-1

GIBSON'S ACC TOURNAMENT STATS

Year	AVG	G-S	AB	R	H	2B	3B	HR	RBI	OB%	SB
2013	.333	3-3	15	2	5	0	0	0	1	.375	1-2

GIBSON'S NCAA TOURNAMENT STATS

Year	AVG	G-S	AB	R	H	2B	3B	HR	RBI	OB%	SB
2013	.000	2-1	4	1	0	0	0	0	1	.000	0-0



#23 DANIEL GOSSETT

RHP • R-R • 6-1 • 185 • Jr. • 2VL
Lyman, S.C. • James F. Byrnes HS

Righthander who had one of the team's best arms ... weekend starter for all of 2013 and 2014 ... in 282.2 innings pitched over 50 appearances (41 starts) and three seasons, he had a 23-9 record, two saves, three shutouts and a 2.80 ERA while allowing 218 hits (.211

opponents' batting average) and 107 walks with 285 strikeouts ... seventh in Tiger history in strikeouts, ninth in innings pitched, tied for ninth in shutouts, 10th in strikeouts per nine innings pitched (9.07), 10th in hits per nine innings pitched (6.94) and

tied for 10th in wins ... had a 14-5 record, two shutouts, one save, a 2.31 ERA, .200 opponents' batting average and 142 strikeouts against 55 walks in 147.2 innings pitched over 24 appearances (20 starts) in ACC regular-season games in his career ... two-time All-ACC selection ... two-time winner of the Stowe Award, given to the team's most valuable pitcher ... two-time national player-of-the-week by Collegiate Baseball in his career ... three-time ACC Pitcher-of-the-Week in his career ... drafted two times in his career.

2014: Drafted in the second round (No. 65 overall pick) by the Oakland Athletics and signed in June ... team co-captain ... Golden Spikes Award semifinalist ... second-team All-American by Collegiate Baseball ... third-team All-American by CollegeSportsMadness.com and Perfect Game ... first-team All-Atlantic Region by ABCA ... First-Team All-ACC selection; Clemson's first First-Team All-ACC starting pitcher since D.J. Mitchell in 2008 ... first-team All-ACC by CollegeSportsMadness.com ... won the Stowe Award, given to the team's most valuable pitcher ... had a 7-2 record and 1.93 ERA in 15 starts ... in 107.1 innings pitched, he allowed 78 hits (.202 opponents' batting average) and 30 walks with 107 strikeouts ... his 107 strikeouts were the most by a Tiger since 1996 (Kris Benson) ... 22nd in the nation in strikeouts ... tied for first in the ACC in shutouts (2), third in ERA, tied for third in complete games (2), fifth in strikeouts, fifth in innings pitched and fifth in opponents' batting average ... led the team in complete games, shutouts, innings pitched and strikeouts ... had a team-tying-high three pickoffs ... in 13 of his 15 starts, Clemson either held the lead (11) or the score was tied (2) when he left the game ... held opponents to 13-for-102 (.127) with runners in scoring position and 5-for-51 (.098) with runners in scoring position and two outs ... held opponents to 22-for-125 (.176) with two outs ... had a 5-1 record, 1.45 ERA (second-best in the ACC), .169 opponents' batting average (second-best in the ACC) and 68 strikeouts against only 22 walks in 68.1 innings pitched over nine starts in ACC regular-season games; only pitcher to toss two shutouts in ACC regular-season games ... two-time ACC Pitcher-of-the-Week ... pitched 7.0 innings in a starting role, allowing four hits, one run and no walks with seven strikeouts to earn the win against Maine on Feb. 21 ... pitched 6.0 innings in a starting role, allowing two hits, two runs and two walks with nine strikeouts against Virginia Tech on March 7 ... pitched 6.0 innings in a starting role, allowing two hits and one run with four strikeouts at Wake Forest on March 14 ... pitched 7.1 innings in a starting role, allowing four hits and one run with eight strikeouts to earn the win against No. 1 Florida State on March 21 ... pitched 8.0 innings in a starting role, allowing eight hits, one run and one walk with six strikeouts to earn the win in the first game of a doubleheader at Maryland on March 28 ... pitched 7.0 innings in a starting role, allowing five hits and one run with four strikeouts to earn the win at No. 2 Virginia on April 12 ... pitched a three-hit shutout to earn the win at Pittsburgh on April 19; in 9.0 innings pitched, he allowed just three singles and one walk with seven strikeouts; allowed just one runner past first base and none past second base; named ACC Pitcher-of-the-Week on April 21 for his performance ... pitched 9.0 innings in a starting role, allowing seven hits and one run with a team-tying-season-high 13 strikeouts against No. 11 Miami (Fla.) on April 26 ... pitched 8.0 innings in a starting role, allowing seven hits, two runs and two walks with seven strikeouts to earn the win against UNLV at Greenville, S.C. on May 4 ... pitched a four-hit shutout to earn the win at Notre Dame on May 10; in 9.0 innings pitched, he allowed just four hits and one walk with 11 strikeouts; allowed no runners past second base; named one of eight national players-of-the-week by Collegiate Baseball and ACC Pitcher-of-the-Week on May 12 for his performance ... pitched 8.1 innings in a starting role, allowing seven hits, two runs and two walks with eight strikeouts against No. 3 Miami (Fla.) in the ACC Tournament on May 22 ... preseason third-team All-American by Collegiate Baseball and NCBWA ... preseason second-team All-ACC by CollegeSportsMadness.com ... No. 77 player in the nation in the preseason by Baseball America ... No. 63 junior in the nation in the preseason by Perfect Game ... No. 8 ACC prospect for the 2014 draft in the preseason by Perfect Game ... No. 15 ACC prospect for the 2014 draft in the preseason by Baseball America.

2013: Second-Team All-ACC selection ... ACC Academic Honor Roll member ... won the Stowe Award, given to the team's most valuable pitcher ... won the Dedication Award for outstanding work in the strength training room ... had a 10-4 record, one shutout and a 2.56 ERA in 16 starts ... in 98.1 innings pitched, he allowed 78 hits (.213 opponents' batting average) and 38 walks with 91 strikeouts ... tied for fourth in the ACC in wins, tied for fifth in starts, sixth in opponents' batting average, seventh in strikeouts, tied for seventh in innings pitched and ninth in ERA ... led the team in wins, starts, innings pitched and strikeouts ... had two pickoffs ... became the first Tiger to record 10 wins in a season since 2002 ... in 60.2 innings pitched over 10 ACC regular-season starts, he was 7-2 with a 2.67 ERA and .225 opponents' batting

average along with 55 strikeouts against 22 walks; tied for the ACC lead in wins ... held lefthanded batters to a .193 batting average ... pitched 6.2 innings in a starting role, allowing four hits, no runs and one walk with six strikeouts against William & Mary on Feb. 15; did not allow a runner past second base ... pitched 5.0 innings in a starting role, allowing one run with six strikeouts to earn the win in the first game of a doubleheader against Wright State on Feb. 23 ... pitched 6.1 innings in a starting role, allowing three hits and one earned run against No. 7 South Carolina on March 1 ... pitched 6.2 innings in a starting role, allowing five hits and two earned runs with nine strikeouts to earn the win at No. 8 NC State on March 8 ... pitched 7.0 innings in a starting role, allowing five hits, two runs and no walks with six strikeouts against No. 12 Virginia on March 15 ... pitched a five-hit shutout, allowing no walks with three strikeouts to earn the win against Duke on March 22; it was the first shutout by a Tiger since 2008 ... pitched 6.2 innings in a starting role, allowing three hits and three earned runs with seven strikeouts to earn the win at Boston College on April 5 ... pitched 6.0 innings in a starting role, allowing one earned run and two walks with nine strikeouts to earn the win against Wake Forest on April 12 ... pitched 7.0 innings in a starting role, allowing three hits, no runs and two walks with 10 strikeouts to earn the win at Miami (Fla.) on April 19 ... pitched 7.0 innings in a starting role, allowing five hits, one run and two walks with four strikeouts to earn the win in the first game of a doubleheader against No. 19 Georgia Tech on April 26 ... pitched 7.1 innings in a starting role, allowing two hits, one run and two walks with a team-season-high 12 strikeouts to earn the win against Georgia Southern on May 10 ... pitched 6.0 innings in a starting role, allowing three hits and no runs with three strikeouts to earn the win at No. 8 Florida State on May 16; named ACC Pitcher-of-the-Week on May 20 for his performance ... pitched 6.0 innings in a starting role, allowing five hits and two runs with two strikeouts to earn the win against St. Louis in the Columbia Regional on June 1 ... No. 120 overall prospect in the nation for the 2014 draft in the preseason by Perfect Game ... No. 75 sophomore in the nation in the preseason by Perfect Game ... No. 6 prospect in the ACC for the 2014 draft in the preseason by Baseball America ... No. 9 prospect in the ACC for the 2014 draft in the preseason by Perfect Game ... No. 1 college prospect in South Carolina for the 2014 draft in the preseason by Perfect Game.

2012: Clemson's Male Rookie-of-the-Year ... had a 6-3 record, two saves and a 4.32 ERA in 19 appearances (10 starts) ... in 77.0 innings pitched, he allowed 62 hits (.221 opponents' batting average) and 39 walks with a team-high 87 strikeouts ... seventh in the ACC in opponents' batting average and eighth in strikeouts ... did not allow any of his five inherited baserunners to score ... held righthanded batters to a .183 batting average ... had a 1.61 ERA in 22.1 innings pitched over four appearances (two starts) in May ... had a 1.98 ERA and a .170 opponents' batting average in two postseason starts ... in 10.0 innings pitched in the second inning, he allowed just one hit, no runs and no walks with 12 strikeouts ... named one of four national players-of-the-week by Collegiate Baseball for his performance in two games from April 2-8; in 9.0 innings pitched over two appearances (one start), he earned a win and save while allowing only five hits (all singles), no runs and no walks with 15 strikeouts ... pitched a hitless and scoreless ninth inning in relief against UAB on Feb. 17; it was his first career appearance ... pitched a hitless and scoreless inning with one strikeout to record his first career save against Maine on Feb. 26 ... pitched 7.0 innings in a starting role, allowing three hits (all in the first inning), two runs and two walks with 10 strikeouts to earn his first career win against Elon at Greenville, S.C. on March 21; retired the last 13 batters he faced and 19 of the last 20 batters ... pitched 5.0 innings in a starting role with four strikeouts to earn the win at No. 18 Georgia on March 27 ... pitched 7.0 innings in a starting role, allowing three hits, no runs and no walks with a team-season-high 13 strikeouts to earn the win against Winthrop on April 3; retired the first 15 batters ... pitched 2.0 innings in relief, allowing two hits, no runs and no walks with two strikeouts to record the save at Duke on April 8 ... pitched 5.1 innings in relief, allowing three hits with seven strikeouts to earn the win at Georgia Tech on April 29 ... pitched 4.1 innings in relief, allowing three hits, one run and one walk with eight strikeouts to earn the win against College of Charleston on May 5 ... pitched 4.0 innings in relief, allowing two hits and no runs with three strikeouts to earn the win against No. 1 Florida State on May 12 ... pitched 7.1 innings in a starting role, allowing six hits, two runs and two walks with seven strikeouts at Wake Forest on May 18 ... pitched 6.2 innings in a starting role, allowing four hits and one run with six strikeouts against No. 17 Virginia in the ACC Tournament on May 24 ... pitched 7.0 innings in a starting role, allowing four hits, two runs and three walks with eight strikeouts at No. 2 South Carolina in the Columbia Regional on June 2 ... No. 47 freshman in the nation in the preseason by Baseball America ... No. 53

freshman in the nation in the preseason by Perfect Game ... No. 8 newcomer in the ACC in the preseason by Baseball America.

Before Clemson: Drafted in the 16th round (No. 502 overall pick) by the Boston Red Sox ... No. 127 player in the nation and No. 5 player in South Carolina by Perfect Game ... No. 4 player and No. 2 pitcher in South Carolina by Diamond Prospects ... No. 7 prospect in South Carolina for the 2011 draft by Baseball America ... member of the South Carolina Select Team and played in the Select Games ... all-state and all-conference selection as a senior ... won the team's Pitching Award as a senior ... won the team's Offense Award as a sophomore ... lettered four times in baseball at James F. Byrnes High, where he was coached by Dwayne Haun.

Personal: Majoring in parks, recreation & tourism management ... born Daniel James Gossett on Nov. 13, 1992 in Spartanburg, S.C.

GOSSETT'S OVERALL STATS

Year	ERA	W-L	G-S	SV	IP	H	R	ER	BB	SO
2012	4.32	6-3	19-10	2	77.0	62	37	37	39	87
2013	2.56	10-4	16-16	0	98.1	78	40	28	38	91
2014	1.93	7-2	15-15	0	107.1	78	25	23	30	107
Totals	2.80	23-9	50-41	2	282.2	218	102	88	107	285

GOSSETT'S ACC REGULAR-SEASON STATS

Year	ERA	W-L	G-S	SV	IP	H	R	ER	BB	SO
2012	4.34	2-2	5-1	1	18.2	15	9	9	11	19
2013	2.67	7-2	10-10	0	60.2	52	26	18	22	55
2014	1.45	5-1	9-9	0	68.1	40	11	11	22	68
Totals	2.31	14-5	24-20	1	147.2	107	46	38	55	142

GOSSETT'S ACC TOURNAMENT STATS

Year	ERA	W-L	G-S	SV	IP	H	R	ER	BB	SO
2012	1.35	0-0	1-1	0	6.2	4	1	1	6	6
2013	7.11	0-1	1-1	0	6.1	6	6	5	2	6
2014	2.16	0-0	1-1	0	8.1	7	2	2	2	8
Totals	3.80	0-1	3-3	0	21.1	17	9	8	10	20

GOSSETT'S NCAA TOURNAMENT STATS

Year	ERA	W-L	G-S	SV	IP	H	R	ER	BB	SO
2012	2.57	0-0	1-1	0	7.0	4	2	2	3	8
2013	3.00	1-0	1-1	0	6.0	5	2	2	5	2
2014	4.50	0-1	1-1	0	6.0	9	3	3	0	5
Totals	3.32	1-1	3-3	0	19.0	18	7	7	8	15



#11 SHANE KENNEDY

1B • R-R • 6-3 • 210 • Sr. • 1VL
Orlando, Fla. • Santa Fe College

One of the team's top power hitters ... had good speed and was one of the team's best baserunners ... a career .293 hitter with a .375 on-base percentage in 146 games (139 starts) over three seasons (one at North Florida and two at Clemson) at the collegiate level ... had 21 doubles, eight triples, eight homers, 72 RBIs, 101 runs, 64 walks, seven hit-by-pitches and 32 steals.

2014: Hit .218 with 17 runs, six doubles, one triple, one homer, 13 RBIs, a .276 on-base percentage, nine walks, two hit-by-pitches and four steals in 41 games (37 starts at first base) ... hit .271 in 20 games away from home ... suffered a torn ACL on Oct. 20, 2013 that forced him out of action for the first 18 games until March 18 when he made his season debut off the bench at Georgia Southern ... went 2-for-4 with an RBI and a run against No. 1 Florida State on March 21 ... went 2-for-5 with a double, two RBIs, two runs, a walk and two steals at Georgia on March 25 ... went 4-for-4 with a homer, triple, team-season-high nine total bases, two RBIs and two runs in the first game of a doubleheader at Maryland on March 28; his triple in the ninth inning scored the go-ahead run; was 4-for-6 with a triple, homer, two RBIs, two runs and a walk in the series ... hit a double on an 0-2 pitch with two outs in the 11th inning to score the winning run at Pittsburgh on April 18 ... went 2-for-3 with a double and two runs at Notre Dame on May 10 ... preseason second-team All-ACC by CollegeSportsMadness.com.

2013: Second-Team All-ACC selection ... hit .317 with 47 runs, five doubles, four triples, five homers, 35 RBIs, a .408 on-base percentage, 37 walks and 22 steals in 62 games (62 starts, including 32 as the DH, 29 at third base and one in left field) ... fifth in the ACC in steals and tied for sixth in triples ... led the team in batting average, runs, triples, walks, on-base percentage, sacrifice flies (5) and steals ... had a team-tying-high 23 multiple-hit games ... had eight bunt singles ... one of three Tigers to start every game ... had at least one RBI in each of his first seven games as a Tiger ... had an 11-game hitting streak from April to May ... member of the Columbia Regional All-Tournament team after going 4-for-13 (.308) with one homer, two RBIs and two runs in three games ... hit a two-out, two-run homer in the eighth inning to score the game's only runs against William &

Mary on Feb. 15; it was his first game and hit as a Tiger ... went 3-for-3 with a triple, three RBIs, two runs, one walk and a steal against Wofford on March 6 ... hit a two-run homer and had three RBIs against No. 12 Virginia on March 15 ... went 2-for-3 with a double, run and three walks at No. 1 North Carolina on April 1; was 5-for-11 (.455) with a double and three walks in the series ... went 1-for-3 with one RBI, one run, two walks and two steals against Presbyterian College on April 10; led off the ninth inning with a walk and scored the walkoff run on Tyler Krieger's two-out single ... went 2-for-3 with a double, two runs, one RBI and a steal against Western Carolina on April 24 ... hit a two-run homer against Maryland on May 4 ... went 3-for-4 with an RBI and a steal in the first game of a doubleheader at Furman on May 8 ... went 1-for-3 with a homer, three runs, one walk and a team-tying-season-high three steals in the second game of a doubleheader at Furman on May 8; was 4-for-7 with one homer, two RBIs, four runs, one walk and four steals in the doubleheader ... went 2-for-2 with a triple, an RBI and two walks against Georgia Southern on May 10; was 5-for-10 with a triple, three RBIs, three runs and two walks in the series ... went 2-for-5 with two RBIs and a steal at No. 8 Florida State on May 16 ... went 3-for-5 with two runs, one walk and two steals against No. 3 North Carolina in the ACC Tournament on May 24 ... went 3-for-5 with a homer and two runs against St. Louis in the Columbia Regional on June 1 ... No. 11 college prospect in South Carolina for the 2013 draft in the preseason by Perfect Game.

Before Clemson: Junior college All-American and all-state selection ... freshman All-American at North Florida in 2011 ... hit .324 with two homers, 24 RBIs and six steals in 43 games (40 starts) at North Florida in 2011 ... lettered multiple times in baseball at Olympia High School ... coached by Johnny Wiggs at Santa Fe College ... coached by Smoke Laval at North Florida ... coached by Randy O'Neal at Olympia High School.

Personal: Majoring in communication studies ... born Shane Hilton Kennedy on Jan. 31, 1992 in Orlando, Fla.

KENNEDY'S OVERALL STATS

Year	AVG	G-S	AB	R	H	2B	3B	HR	RBI	OB%	SB
2011*	.324	43-40	148	37	48	10	3	2	24	.410	6-7
2013	.317	62-62	218	47	69	5	4	5	35	.408	22-27
2014	.218	41-37	133	17	29	6	1	1	13	.276	4-7
Totals	.293	146-139	499	101	146	21	8	8	72	.375	32-41

* - North Florida

KENNEDY'S ACC REGULAR-SEASON STATS

Year	AVG	G-S	AB	R	H	2B	3B	HR	RBI	OB%	SB
2013	.308	30-30	107	19	33	2	2	14	.406	5-6	
2014	.195	22-22	77	9	15	4	1	1	5	.235	2-4
Totals	.261	52-52	184	28	48	6	3	19	.340	7-10	

KENNEDY'S ACC TOURNAMENT STATS

Year	AVG	G-S	AB	R	H	2B	3B	HR	RBI	OB%	SB
2013	.250	3-3	12	3	3	0	0	0	0	.308	4-4
2014	.000	2-1	3	0	0	0	0	0	0	.000	0-0
Totals	.200	5-4	15	3	3	0	0	0	0	.250	4-4

KENNEDY'S NCAA TOURNAMENT STATS

Year	AVG	G-S	AB	R	H	2B	3B	HR	RBI	OB%	SB
2013	.308	3-3	13	2	4	0	0	1	2	.308	0-0
2014	.000	2-0	2	0	0	0	0	0	0	.000	0-0
Totals	.267	5-3	15	2	4	0	0	1	2	.267	0-0



#19 BRODY KOERNER

RHP • R-R • 6-2 • 210 • So. • 1VL
Concord, N.C. • Jay M. Robinson HS

Righthander who was the team's top midweek starter in 2013, but saw action in 2014 as a reliever ... in 35.2 innings pitched over 15 appearances (seven starts) and two seasons, he has a 1-2 record and 6.06 ERA while allowing 34 hits (.252 opponents' batting average) and 32 walks with 37 strikeouts.

2014: Had an 0-1 record and a 15.63 ERA in five appearances (two starts) ... in 6.1 innings pitched, he allowed 10 hits (.370 opponents' batting average) and 10 walks with nine strikeouts.

2013: ACC Academic Honor Roll member ... had a 1-1 record and a 3.99 ERA in 10 appearances (five starts) ... in 29.1 innings pitched, he allowed 24 hits (.222 opponents' batting average) and 22 walks with 28 strikeouts ... Clemson had a 4-1 record in his five starts ... allowed only one steal ... held opponents to a .189 batting average with runners on base ... pitched 2.2 innings in relief, allowing two hits and no earned runs with four strikeouts against Winthrop on Feb. 27 ... pitched 4.0 innings in a starting role, allowing four hits and one earned run with three strikeouts against Morehead State on March 20; it was his first career start ... pitched 5.1 innings in a starting role, allowing one earned run with three strikeouts against Presbyterian College on April 10 ...

pitched 2.0 innings in relief, allowing two hits and no runs with four strikeouts ... pitched 6.0 innings in a starting role, allowing one hit and no runs with seven strikeouts to earn the win in the first game of a doubleheader at Furman on May 8; it was his first career outing away from home ... played for High Point-Thomasville in the Cape Cod League in the summer, where he had 37 strikeouts in 30.2 innings pitched over nine appearances (eight starts); No. 18 prospect in the Coastal Plain League by Perfect Game.

Before Clemson: Rated as the No. 16 prospect and No. 5 high school prospect in North Carolina by Baseball America ... East Coast Pro Showcase ... played in the North Carolina State games and North Carolina vs. South Carolina Border Games ... two-time all-state selection ... two-time region pitcher-of-the-year ... lettered three times in baseball, three times in basketball and one time in football ... coached by Jason Sarvis at Jay M. Robinson High School.

Personal: Pronounced KUHR-nuhr ... his father, Loren and mother, Brenda, both played basketball at Davis & Elkins College ... his sister, Tabby, played basketball at Gardner-Webb from 2010-14 ... majoring in accounting ... born Brody Tyler Koerner on Oct. 17, 1993 in Winchester, Va.

KOERNER'S OVERALL STATS

Year	ERA	W-L	G-S	SV	IP	H	R	ER	BB	SO
2013	3.99	1-1	10-5	0	29.1	24	20	13	22	28
2014	15.63	0-1	5-2	0	6.1	10	11	11	10	9
Totals	6.06	1-2	15-7	0	35.2	34	31	24	32	37

KOERNER'S ACC REGULAR-SEASON STATS

Year	ERA	W-L	G-S	SV	IP	H	R	ER	BB	SO
2013	54.00	0-0	1-0	0	0.1	0	3	2	2	1
2014	0.00	0-0	1-0	0	1.0	0	0	0	0	1
Totals	13.50	0-0	2-0	0	1.1	0	3	2	2	2

KOERNER'S NCAA TOURNAMENT STATS

Year	ERA	W-L	G-S	SV	IP	H	R	ER	BB	SO
2014	36.00	0-0	1-0	0	1.0	5	4	4	0	0



#3 TYLER KRIEGER

INF • S-R • 6-1 • 175 • So. • 1VL
Johns Creek, Ga. • Northview HS

Switch-hitter who has good speed ... started the first 101 games of his career at shortstop before suffering a shoulder injury that forced him to miss a game on April 22, 2014 ... a career .297 hitter with a .379 on-base percentage in 119 games (119 starts) over two seasons ...

has 28 doubles, one triple, two homers, 59 RBIs, 77 runs, 53 walks, seven hit-by-pitches and 28 steals.

2014: Brooks Wallace Shortstop-of-the-Year Award Watch List member ... Second-Team All-ACC selection ... All-ACC Academic team member ... hit .338 with 49 runs, 18 doubles, two homers, 32 RBIs, a .410 on-base percentage, 25 walks against only 24 strikeouts, three hit-by-pitches and 19 steals in 57 games (57 starts, including 40 at shortstop and 17 as the DH) ... fifth in the ACC in batting average, tied for fifth in runs, tied for fifth in doubles, tied for sixth in steals and tied for eighth in hits (74) ... led or tied for the team lead in batting average, runs, hits, doubles, on-base percentage and sacrifice bunts (6) ... had a 16-game hitting streak, which included the last game of 2013 and the first 15 games of 2014 ... reached base safely in 21 consecutive games from April to May ... went 3-for-4 with two RBIs and a steal against Eastern Michigan on Feb. 15; was 5-for-11 with four runs and three steals in the series ... went 3-for-5 with an RBI against Maine on Feb. 22; was 5-for-9 with three walks and three runs in the series ... hit a three-run double at No. 3 South Carolina on Feb. 28 ... went 3-for-6 with a double, RBI and two runs at Western Carolina on March 4 ... went 2-for-5 with his first career homer, two RBIs and two runs in the second game of a doubleheader at Wake Forest on March 15 ... went 2-for-4 with two doubles, three RBIs, a run and walk against No. 1 Florida State on March 21 ... went 2-for-6 with a double, RBI and three runs at Georgia on March 25 ... went 2-for-5 with two RBIs and a run at No. 2 Virginia on April 12 ... went 4-for-5 with two runs and a steal against Coastal Carolina on April 15 ... went 3-for-5 with a double, run and steal at Pittsburgh on April 18 ... went 2-for-3 with two doubles and a run at Pittsburgh on April 20; was 6-for-12 with three doubles and three runs in the series ... went 3-for-4 with a homer, two RBIs, two runs and a steal against Boston College on May 15 ... went 2-for-3 with a double, two RBIs, two walks and two steals against Duke in the ACC Tournament on May 21 ... went 3-for-4 with two doubles and two runs against Xavier in the Nashville Regional on May 31 ... No. 54 sophomore in the nation in the preseason by Perfect Game ... No. 9 ACC prospect for the 2015 draft in the preseason by Perfect Game ... No. 10 ACC prospect for the 2015 draft in the preseason by Baseball America.

2013: Hit .257 with 28 runs, 10 doubles, one triple, 27 RBIs, a .349 on-base percentage, 28 walks, four hit-by-pitches and nine steals in 62 games (62 starts at shortstop) ... had a .958 fielding percentage ... did not commit an error in the last nine games and committed only one error in the last 17 games ... one of three Tigers to start every game ... hit .310 with runners in scoring position ... had a team-high six sacrifice bunts ... had 14 multiple-hit games ... had a team-high two walkoff hits, both singles ... went 2-for-4 with an RBI against No. 7 South Carolina at Greenville, S.C. on March 2 ... went 2-for-4 with an RBI and a run against No. 12 Virginia on March 17 ... went 1-for-2 with a double, two RBIs and two runs against Morehead State on March 19 ... went 2-for-3 with a double and run against Morehead State on March 20; was 3-for-5 with two doubles, two RBIs and three runs in the midweek series ... went 2-for-5 with an RBI and a run at No. 1 North Carolina on April 1 ... went 2-for-3 with two RBIs, a run, walk and steal at Western Carolina on April 9 ... went 4-for-5 with a triple, one RBI, one run and a steal against Presbyterian College on April 10; led off the eighth inning with a triple on a 1-2 pitch and scored the tying run on a wild pitch, then hit a walkoff single on an 0-2 pitch with two outs in the ninth inning ... had the game's only RBI when he hit a run-scoring single with two outs in the fifth inning in Clemson's 1-0 victory against Wake Forest on April 13 ... went 3-for-3 with two RBIs, one run and two walks in the first game of a doubleheader against No. 19 Georgia Tech on April 26 ... went 2-for-5 with one walk and a walkoff single with two outs in the 11th inning in the second game of a doubleheader against No. 19 Georgia Tech on April 26 ... went 2-for-4 with one RBI, two runs and a walk against No. 19 Georgia Tech on April 27; was 7-for-12 (.583) with one double, four RBIs and four walks in the series ... went 2-for-4 with two RBIs and one run against Georgia Southern on May 12 ... No. 23 freshman in the nation in the preseason by Perfect Game ... played for Santa Barbara in the California Collegiate League in the summer, where he hit .387 with two homers, two doubles, six RBIs and three steals in eight games.

Before Clemson: Drafted in the 35th round (No. 1,061 overall pick) by the Seattle Mariners ... East Coast Pro Showcase ... Area Code Games ... all-state selection by ESPN.com ... team offensive MVP ... lettered three times in baseball ... coached by Josh Bartlett at Northview High School.

Personal: Pronounced KREE-guhr ... his father, Bram, played baseball at Ithaca ... majoring in parks, recreation & tourism management ... born Tyler Bram Krieger on Jan. 16, 1994 in Laguna, CA.

KRIEGER'S OVERALL STATS

Year	AVG	G-S	AB	R	H	2B	3B	HR	RBI	OB%	SB
2013	.257	62-62	218	28	56	10	1	2	27	.349	9-15
2014	.338	57-57	219	49	74	18	0	0	32	.410	19-24
Totals	.297	119-119	437	77	130	28	1	2	59	.379	28-39

KRIEGER'S ACC REGULAR-SEASON STATS

Year	AVG	G-S	AB	R	H	2B	3B	HR	RBI	OB%	SB
2013	.270	30-30	111	11	30	4	0	0	12	.352	2-7
2014	.294	27-27	109	20	32	8	0	2	15	.345	6-8
Totals	.282	57-57	220	31	62	12	0	2	27	.348	8-15

KRIEGER'S ACC TOURNAMENT STATS

Year	AVG	G-S	AB	R	H	2B	3B	HR	RBI	OB%	SB
2013	.100	3-3	10	0	1	0	0	0	1	.308	1-1
2014	.167	3-3	12	0	2	1	0	0	2	.286	2-2
Totals	.136	6-6	22	0	3	1	0	0	3	.296	3-3

KRIEGER'S NCAA TOURNAMENT STATS

Year	AVG	G-S	AB	R	H	2B	3B	HR	RBI	OB%	SB
2013	.100	3-3	10	1	1	0	0	0	0	.250	0-0
2014	.571	2-2	7	2	4	2	0	0	0	.571	0-0
Totals	.294	5-5	17	3	5	2	0	0	0	.368	0-0



#39 JAKE LONG

RHP • R-R • 6-0 • 195 • Jr. • RS
Anderson, S.C. • East Tennessee State University

Righthander who sat out in 2013 after transferring from East Tennessee State ... was the Sunday starter most of the 2014 season ... in 144.1 innings pitched over 35 appearances (27 starts) and two seasons (one at East Tennessee and one at Clemson) at the collegiate level, he has a 5-12 record, one save and a 4.74 ERA while allowing 144 hits (.255 opponents' batting average) and 68 walks with 112 strikeouts.

2014: Had a 3-3 record and 5.30 ERA in 16 appearances (12 starts) ... in 56.0 innings pitched, he allowed 55 hits (.255 opponents' batting average) and 32 walks with 42 strikeouts ... had a team-tying-high three pickoffs ... held opponents to a .229 batting average with two outs and 1-for-11 (.091) with the bases

loaded ... pitched 6.0 innings in a starting role, allowing six hits, two runs and no walks with three strikeouts to earn his first win as a Tiger against Maine on Feb. 23 ... pitched 6.1 innings in a starting role, allowing five hits, one run and one walk with four strikeouts against No. 3 South Carolina on March 2 ... pitched 5.1 innings in a starting role, allowing three hits with four strikeouts to earn the win in the second game of a doubleheader at Wake Forest on March 15 ... pitched 6.0 innings in a starting role, allowing three hits and one run with five strikeouts against No. 1 Florida State on March 22 ... pitched 5.0 innings in a starting role, allowing four hits and one run with four strikeouts at No. 2 Virginia on April 13 ... pitched 7.0 innings in a starting role, allowing six hits and two runs with two strikeouts to earn the win against UNLV on May 5 ... pitched a scoreless eighth inning with two strikeouts against No. 18 Oregon in the Nashville Regional on May 30.

2013: Red-shirted ... sat out due to NCAA transfer rules ... played for Florence in the Coastal Plain League in the summer, where he was 2-1 with a 2.02 ERA, .186 opponents' batting average and 44 strikeouts in 35.2 innings pitched over eight appearances (seven starts).

Before Clemson: Had a 2-9 record, one save, a 4.38 ERA, .256 opponents' batting average and 70 strikeouts against 36 walks in 88.1 innings pitched over 19 appearances (15 starts) at East Tennessee State in 2012 ... played at Spartanburg Methodist College in 2011 ... member of the Alaska All-Star team in the summer of 2012 ... lettered multiple times in baseball ... coached by Tony Skole at East Tennessee State ... coached by Tim Wallace at Spartanburg Methodist College ... coached by Adam Comstock at T.L. Hanna High School.

Personal: Played alongside his brother, John, at East Tennessee State in 2012 ... his brother, Matt, played baseball at Erskine ... majoring in economics ... born Jacob Paul Long on Oct. 19, 1991 in Anderson, S.C.

LONG'S OVERALL STATS

Year	ERA	W-L	G-S	SV	IP	H	R	ER	BB	SO
2012*	4.38	2-9	19-15	1	88.1	89	57	43	36	70
2014	5.30	3-3	16-12	0	56.0	55	36	33	32	42
Totals	4.74	5-12	35-27	1	144.1	144	93	76	68	112

* - East Tennessee State

LONG'S ACC REGULAR-SEASON STATS

Year	ERA	W-L	G-S	SV	IP	H	R	ER	BB	SO
2014	7.12	1-3	8-7	0	30.1	32	26	24	23	25

LONG'S NCAA TOURNAMENT STATS

Year	ERA	W-L	G-S	SV	IP	H	R	ER	BB	SO
2014	0.00	0-0	1-0	0	1.0	1	0	0	0	2



#48 GARRETT LOVORN

RHP • R-R • 6-3 • 215 • RFr. • RS
Pendleton, S.C. • Pendleton HS

Red-shirt freshman righthander who was a long reliever in 2014.

2014: Had an 0-0 record and a 5.06 ERA in nine relief appearances ... in 10.2 innings pitched, he allowed 10 hits (.233 opponents' batting average) and seven walks with 10 strikeouts ... pitched 1.1 innings in relief, allowing no hits and no earned runs with one strikeout at Georgia Southern on March 18; it was his first career appearance ... pitched 0.2 hitless and scoreless innings in relief at Pittsburgh on April 20 ... pitched 3.2 innings in relief, allowing one hit and no runs with four strikeouts against Liberty on April 22 ... pitched a scoreless ninth inning against James Madison on May 3 ... pitched a hitless and scoreless eighth inning with two strikeouts at Notre Dame on May 9.

2013: Red-shirted as a member of the developmental squad.

Before Clemson: Rated as the No. 12 pitcher in South Carolina by Diamond Prospects ... North/South All-Star game participant ... member of the district champions ... lettered four times in baseball ... coached by David Skelly at Pendleton High School.

Personal: Pronounced luh-VOHRN ... his cousin, Riley Lovorn, signed to play women's golf at Clemson starting in 2014-15 ... majoring in parks, recreation & tourism management ... born Garrett Wade Lovorn on May 7, 1994 in Anderson, S.C.

LOVORN'S OVERALL STATS

Year	ERA	W-L	G-S	SV	IP	H	R	ER	BB	SO
2014	5.06	0-0	9-0	0	10.2	10	7	6	7	10

LOVORN'S ACC REGULAR-SEASON STATS

Year	ERA	W-L	G-S	SV	IP	H	R	ER	BB	SO
2014	7.36	0-0	5-0	0	3.2	7	3	3	2	4

LOVORN'S NCAA TOURNAMENT STATS

Year	ERA	W-L	G-S	SV	IP	H	R	ER	BB	SO
2014	27.00	0-0	1-0	0	1.0	1	3	3	1	1



#12 JON MCGIBBON

1B • L-L • 6-2 • 220 • Sr. • 3VL

Lindenhurst, N.Y. • Lindenhurst Senior HS

First-baseman who was a career .261 hitter with a .355 on-base percentage in 209 games (148 starts) over four seasons ... had 22 doubles, one triple, nine homers, 102 RBIs, 83 runs, 77 walks, 12 hit-by-pitches and eight steals ... had a .990 fielding percentage in his career ... two-time team co-captain.

2014: Team co-captain ... hit .221 with 13 runs, five doubles, three homers, 18 RBIs, a .346 on-base percentage, 14 walks against only 13 strikeouts and three hit-by-pitches in 49 games (22 starts at first base) ... committed only two errors (.992 fielding percentage) ... hit .350 with runners on base and .357 with runners in scoring position ... was 4-for-9 (.444) as a pinch-hitter and 9-for-19 (.474) with two homers, a double, nine RBIs, four runs and two walks in 27 games off the bench ... hit a combined 14-for-34 (.412) with a homer, three doubles and 14 RBIs in the seventh, eighth and ninth innings ... was 12-for-30 (.400) with two homers, two doubles, 10 RBIs, a .667 slugging percentage and .514 on-base percentage in his last 27 games ... hit a two-run single off the bench at Western Carolina on March 4 ... went 1-for-2 with a two-run homer, two runs and a hit-by-pitch against Virginia Tech on March 8 ... went 2-for-4 with a double, two RBIs and two runs in the first game of a doubleheader at Wake Forest on March 15 ... went 1-for-1 with a three-run homer, two runs and a walk off the bench against Furman on April 1 ... went 1-for-1 with an RBI and a run off the bench against Western Carolina on April 23 ... hit a pinch-hit, run-scoring single in the eighth inning to give Clemson the lead for good against James Madison on May 3 ... went 2-for-5 with a double, three RBIs and a hit-by-pitch against Boston College on May 17; his two-out, three-run double in the ninth inning tied the score ... went 2-for-2 with the game-tying homer off the bench in the sixth inning against No. 3 Miami (Fla.) in the ACC Tournament on May 22 ... went 2-for-3 with a walk against Xavier in the Nashville Regional on May 31.

2013: Team co-captain ... hit .285 with 33 runs, five doubles, 37 RBIs, a .363 on-base percentage, 22 walks, five hit-by-pitches and seven steals in 58 games (58 starts at first base) ... committed only one error in 562 chances and had a .998 fielding percentage ... hit .342 with runners in scoring position ... hit a team-high .333 in 24 games away from home and a team-high .365 in 20 games on opponents' home fields ... was 3-for-6 with one double and 10 RBIs with the bases loaded ... had 16 multiple-hit games ... was 25-for-59 (.424) in his last 18 games ... went 2-for-3 with two RBIs and a walk in the second game of a doubleheader against Wright State on Feb. 23 ... went 3-for-5 with an RBI at No. 8 NC State on March 8 ... went 2-for-4 with three RBIs against Morehead State on March 20 ... went 2-for-4 with a double and two runs against Duke on March 22 ... went 2-for-4 with a double, four RBIs and a steal at Georgia on March 26; was 3-for-7 with one double, five RBIs, a .556 on-base percentage and one steal in the series ... had the game's only RBI when he hit a run-scoring single in the sixth inning in Clemson's 1-0 victory at Boston College on April 7 ... went 3-for-4 with four RBIs and three runs at Western Carolina on April 9; his run-scoring single in the ninth inning gave Clemson the lead for good ... went 2-for-3 with three RBIs, one run and two walks against in the first game of a doubleheader No. 19 Georgia Tech on April 26 ... went 2-for-3 with two RBIs, one walk and a steal against No. 19 Georgia Tech on April 27; was 4-for-10 with five RBIs, two runs, four walks and a steal in the series ... went 1-for-2 with a double, RBI, three runs and two walks in the first game of a doubleheader at Furman on May 8 ... went 4-for-4 with three RBIs, two runs and one steal in the second game of a doubleheader at Furman on May 8; was 5-for-6 with a double, four RBIs, five runs, two walks and one steal in the doubleheader ... went 3-for-4 at No. 8 Florida State on May 18; was 6-for-10 with a run, walk and hit-by-pitch in the series ... went 2-for-6 with two runs and a walk against No. 3 North Carolina in the ACC Tournament on May 24 ... suffered a hamstring injury in practice on May 28 and missed the Columbia Regional ... No. 17 prospect in the ACC for the 2013 draft in the preseason by **Perfect Game** ... No. 7 college prospect in South Carolina for the 2013 draft in the preseason by **Perfect Game**.

2012: Hit .233 with 29 runs, eight doubles, one triple, five homers, 33 RBIs, a .317 on-base percentage, 27 walks and two hit-by-pitches in 59 games (57 starts, including 55 at first base, one in left field and one as the DH) ... was 4-for-10 with 11 RBIs and two walks with the bases loaded ... had a 10-game hitting streak from April to May ... reached base safely in 24 consecutive games from April to May ... went 3-for-5 and scored the walkoff run against No. 2 South Carolina on March 4 ... went 2-for-4 with a homer and four RBIs against Holy Cross on March 7 ... went

2-for-4 with a double, two RBIs, two runs, a walk and hit-by-pitch against No. 6 North Carolina on March 11 ... went 1-for-2 with three RBIs and a walk at No. 18 Georgia on March 27 ... went 2-for-4 with the go-ahead run in the sixth inning against No. 7 Miami (Fla.) on March 30 ... hit a leadoff triple and scored the winning run in the 11th inning at Duke on April 6 ... went 3-for-4 with a homer, double, five RBIs, three runs and a walk against Furman at Greenville, S.C. (Fluor Field) on April 10 ... went 2-for-4 with an RBI in the first game of a doubleheader at Maryland on April 21; was 5-for-12 (.417) with two doubles in the series ... went 2-for-4 with two runs and a walk at Georgia Tech on April 28 ... went 2-for-6 with two RBIs and a run at Georgia Tech on April 29 ... hit a long solo homer and had two RBIs against Furman on May 15 ... went 2-for-4 with a homer against No. 17 Virginia in the ACC Tournament on May 24 ... went 3-for-5 with a homer, double, four RBIs and two runs against No. 1 Florida State in the ACC Tournament on May 25; with one out in the ninth inning and Clemson trailing 7-6, he lined a three-run walkoff homer to right-center against No. 1 Florida State in the ACC Tournament on May 25; it was only the second walkoff homer by a Tiger in ACC Tournament history and the first since 1981; won Clemson's Best Moment Award for the walkoff homer; earned All-ACC Tournament honors by going 5-for-13 (.385) with two homers, one double, five RBIs and three runs in three games ... played for Falmouth in the Cape Cod League in the summer, where he hit .280 with 13 doubles, one triple, two homers, 20 RBIs and three steals in 42 games.

2011: Hit .339 with eight runs, four doubles, one homer, 14 RBIs, a .463 on-base percentage and one steal in 43 games (11 starts, including four at first base, four as the DH and three in right field) ... Clemson was 10-1 in his 11 starts ... in 19 ACC regular-season games (five starts), he was 10-for-29 (.345) with two doubles, one homer, five RBIs and a .457 on-base percentage ... was 14-for-27 (.519) with two doubles, 10 RBIs and a .595 on-base percentage in 32 games off the bench ... was 10-for-17 (.588) with a double, five RBIs, four walks, a hit-by-pitch and .652 on-base percentage as a pinch-hitter ... was 16-for-37 (.432) after the fifth inning ... reached base in seven of his 11 plate appearances when leading off an inning ... had a hit in each of his first three at-bats and reached base in each of his first six plate appearances ... went 2-for-2 with a double and run in his first game as a Tiger against Eastern Michigan on Feb. 18 ... went 1-for-2 with a run-scoring single in his first career start against Wofford on March 2 ... hit a pinch-hit, run-scoring double against No. 4 South Carolina on March 6 ... hit his first career home run at NC State on March 27 ... hit a pinch-hit, walkoff single with one out in the 10th inning against Coastal Carolina on April 5 ... hit a pinch-hit, run-scoring single against Wake Forest on April 23 ... hit a pinch-hit, run-scoring single against Wake Forest on April 24 ... hit a key pinch-hit single in the ninth inning at Virginia Tech on May 15 ... went 2-for-2 with three RBIs off the bench against Davidson on May 17 ... walked three times at No. 4 Florida State on May 20 ... won the Omaha Challenge competition among fielders in the fall of 2010 ... played for North Shore in the New England Collegiate Baseball League in the summer, where he played only three games.

Before Clemson: Drafted in the 29th round (No. 882 overall pick) by the Seattle Mariners ... member of the Greater New York Sandlot team as a senior at Lindenhurst Senior High School ... member of the state champions, Long Island champions and Suffolk County champions as a senior ... member of the Summer Rivalry Classic team as a junior ... member of the Empire State team as a sophomore ... MVP, all-county, All-Long Island and all-state selection as a senior ... MVP, two-time all-county, All-Long Island and all-state selection in football ... lettered four times in baseball and three times in football at Lindenhurst Senior High, where he was coached by Michael Cannobio.

Personal: Graduated May 9, 2014 with a degree in sociology ... born Jonathan Gerard McGibbon on Oct. 5, 1992 in Syosset, N.Y.

McGIBBON'S OVERALL STATS

Year	AVG	G-S	AB	R	H	2B	3B	HR	RBI	OB%	SB
2011	.339	43-11	62	8	21	4	0	1	14	.463	1-1
2012	.233	59-57	215	29	50	8	1	5	33	.317	0-1
2013	.285	58-58	207	33	59	5	0	0	37	.363	7-8
2014	.221	49-22	86	13	19	5	0	3	18	.346	0-0
Totals	.261	209-148	570	83	149	22	1	9	102	.355	8-10

McGIBBON'S ACC REGULAR-SEASON STATS


Year	AVG	G-S	AB	R	H	2B	3B	HR	RBI	OB%	SB
2011	.345	19-5	29	2	10	2	0	1	5	.457	0-0
2012	.204	28-27	103	12	21	3	1	0	8	.291	0-0
2013	.294	30-30	109	13	32	2	0	0	14	.361	2-3
2014	.250	21-7	36	5	9	4	0	1	9	.300	0-0
Totals	.260	98-69	277	32	72	11	1	2	36	.338	2-3

McGIBBON'S ACC TOURNAMENT STATS

Year	AVG	G-S	AB	R	H	2B	3B	HR	RBI	OB%	SB
2011	----	1-0	0	0	0	0	0	0	0	1.000	0-0
2012	.385	3-3	13	3	5	1	0	2	5	.385	0-0
2013	.250	3-3	12	2	3	0	0	0	0	.308	1-1
2014	.333	3-2	6	1	2	0	0	1	1	.556	0-0
Totals	.323	10-8	31	6	10	1	0	3	6	.417	1-1

McGIBBON'S NCAA TOURNAMENT STATS

Year	AVG	G-S	AB	R	H	2B	3B	HR	RBI	OB%	SB
2011	.000	3-0	3	0	0	0	0	0	0	.000	0-0
2012	.176	4-4	17	1	3	2	0	0	1	.250	0-1
2014	.333	2-2	6	0	2	0	0	0	0	.429	0-0
Totals	.192	9-6	26	1	5	2	0	0	1	.267	0-1



#20 DREW MOYER

RHP • L-R • 6-4 • 215 • Fr. • HS
Gilbert, S.C. • Gilbert HS

Freshman righthander who was one of Clemson's top relievers in 2014.

2014: Had a 5-1 record, two saves and a 3.46 ERA in 28 relief appearances ... in 39.0 innings pitched, he allowed 40 hits (.272 opponents' batting average), no homers and 22 walks with 32 strikeouts ... tied for eighth in Tiger history in relief appearances and tied for ninth in appearances ... led the team in appearances ... had a 1-1 record, one save and a 3.00 ERA in 21.0 innings pitched over 10 relief appearances in ACC regular-season games ... had a 4-1 record, one save, an 0.87 ERA and a .203 opponents' batting average in 20.2 innings pitched over 14 relief appearances in night games ... in 32.2 innings pitched after the fifth inning, he allowed just nine earned runs (2.48 ERA) ... allowed only 10 earned runs (2.45 ERA) in 36.2 innings pitched over his last 24 appearances ... retired the only batter he faced in relief against Maine on Feb. 22; it was his first career appearance ... pitched 0.2 scoreless innings in relief with two strikeouts at No. 3 South Carolina on Feb. 28 ... pitched 4.0 innings in relief, allowing no runs and no walks with three strikeouts to record his first career save in the first game of a doubleheader at Wake Forest on March 15 ... pitched 4.0 innings in relief, allowing two hits and no runs with three strikeouts to earn the win at Georgia Southern on March 19 ... pitched 1.2 innings in relief, allowing one hit and no runs with three strikeouts against Winthrop on April 2 ... pitched 2.2 innings in relief, allowing no earned runs with two strikeouts against NC State on April 7 ... pitched 1.1 hitless and scoreless innings in relief to earn the win against Coastal Carolina on April 15 ... pitched 3.0 innings in relief, allowing three hits, no runs and no walks with two strikeouts to earn the win at Pittsburgh on April 18 ... pitched a perfect ninth inning with a strikeout to record the save against UNLV on May 5 ... pitched 1.1 hitless and scoreless innings in relief with a strikeout at Notre Dame on May 11 ... pitched 1.1 perfect innings in relief with a strikeout to earn the win at Furman on May 13 ... pitched 2.0 innings in relief, allowing two hits, no runs and no walks with one strikeout against Boston College on May 16 ... retired the only batter he faced in the ninth inning and the potential go-ahead run on third base to earn the win against No. 3 Miami (Fla.) in the ACC Tournament on May 22.

Before Clemson: Top-500 player in the nation by Perfect Game ... No. 12 player and No. 5 pitcher in South Carolina by Diamond Prospects ... Rawlings First-Team All-Atlantic Region selection as a senior ... all-state selection as a senior ... all-region selection as a junior and senior ... member of the state championship team as a junior ... member of the region championship team as a junior ... lettered multiple times in baseball at Gilbert High School, where he was coached by Ashley Burnett.

Personal: His father, Mike, played football at Newberry ... majoring in health science ... born Andrew Michael Moyer on July 30, 1995 in Gilbert, S.C.

MOYER'S OVERALL STATS

Year	ERA	W-L	G-S	SV	IP	H	R	ER	BB	SO
2014	3.46	5-1	28-0	2	39.0	40	20	15	22	32

MOYER'S ACC REGULAR-SEASON STATS

Year	ERA	W-L	G-S	SV	IP	H	R	ER	BB	SO
2014	3.00	1-1	10-0	1	21.0	27	9	7	11	16

MOYER'S ACC TOURNAMENT STATS

Year	ERA	W-L	G-S	SV	IP	H	R	ER	BB	SO
2014	6.75	1-0	2-0	0	1.1	0	1	1	2	0

MOYER'S NCAA TOURNAMENT STATS

Year	ERA	W-L	G-S	SV	IP	H	R	ER	BB	SO
2014	6.75	0-0	2-0	0	1.1	3	3	1	0	0



#25 CHRIS OKEY

C • R-R • 6-0 • 195 • Fr. • HS
Mount Dora, Fla. • Eustis HS

Clemson's most highly-touted freshman in 2014 ... athletic catcher who has made many acrobatic plays ... aggressive hitter.

2014: Hit .248 with 27 runs, nine doubles, one triple, four homers, 41 RBIs, a .311 on-base percentage, 22

walks, two hit-by-pitches and three steals in 61 games (61 starts, including 41 at catcher and 20 as the DH) ... hit .278 with three homers and a team-high 22 RBIs in ACC regular-season games ... had 12 multiple-RBI games ... hit .307 in 34 home games ... went 2-for-5 with a two-run single in his first career plate appearance against Eastern Michigan on Feb. 14; became the first freshman in Tiger history with a hit that scored two runs in the first inning of a season ... went 1-for-3 with a game-high three RBIs and a walk against Eastern Michigan on Feb. 16 ... went 3-for-3 with four RBIs, a run and walk against Virginia Tech on March 9 ... hit a three-run homer, his first career long ball, at Wake Forest on March 14 ... went 1-for-3 with three RBIs in the second game of a doubleheader at Wake Forest on March 15; had seven RBIs in the series ... went 2-for-4 against No. 1 Florida State on March 22; was 6-for-12 with two doubles, an RBI and a run in the series ... hit a two-run homer at Georgia on March 25 ... hit a two-run homer in the second game of a doubleheader at Maryland on March 28 ... went 2-for-4 with an RBI, two runs, and a steal against NC State on April 5 ... went 2-for-3 with two doubles, two RBIs, a run and two walks against Coastal Carolina on April 15 ... hit a solo homer and had two RBIs at Pittsburgh on April 20 ... went 1-for-3 with three runs and a walk against Western Carolina on April 23 ... went 2-for-3 with a walk and steal against No. 3 Miami (Fla.) in the ACC Tournament on May 22 ... No. 3 freshman in the nation in the preseason by Baseball America ... No. 5 freshman in the nation in the preseason by Perfect Game ... No. 1 freshman in the ACC in the preseason by Baseball America and Perfect Game ... No. 1 ACC prospect for the 2016 draft in the preseason by Perfect Game ... USA Collegiate National Team member in the summer.

Before Clemson: Drafted in the 31st round (No. 928 overall pick) by the San Diego Padres ... No. 20 player and No. 4 catcher (highest to attend college) in the nation and No. 2 player (highest to attend college) in Florida by Perfect Game ... No. 72 player in the nation and No. 5 player (highest to attend college) in Florida by Baseball America (includes college and high school players) ... two-time USA 18U National Team member ... Perfect Game All-American Classic participant in San Diego, CA ... Perfect Game National Showcase participant in Minneapolis, Minn. ... FACA All-Star Game participant ... East Coast Pro Showcase participant in Syracuse, N.Y. ... region MVP as a senior ... lettered four times in baseball at Eustis High School, where he was coached by David Lee.

Personal: His father, Chuck, played football at Presbyterian College ... his mother, Kim, was a cheerleader at Clemson ... his grandfather was a president of IPTAY at Clemson ... majoring in parks, recreation & tourism management ... born Christopher Campbell Okey on Dec. 29, 1994 in Altamonte Springs, Fla.

OKEY'S OVERALL STATS

Year	AVG	G-S	AB	R	H	2B	3B	HR	RBI	OB%	SB
2014	.248	61-61	226	27	56	9	1	4	41	.311	3-5

OKEY'S ACC REGULAR-SEASON STATS

Year	AVG	G-S	AB	R	H	2B	3B	HR	RBI	OB%	SB
2014	.278	29-29	108	13	30	3	0	3	22	.317	2-3

OKEY'S ACC TOURNAMENT STATS

Year	AVG	G-S	AB	R	H	2B	3B	HR	RBI	OB%	SB
2014	.300	3-3	10	2	3	0	0	0	0	.417	1-1

OKEY'S NCAA TOURNAMENT STATS

Year	AVG	G-S	AB	R	H	2B	3B	HR	RBI	OB%	SB
2014	.000	2-2	5	0	0	0	0	0	0	.167	0-0



#21 KEVIN POHL

RHP • R-R • 6-4 • 215 • Jr. • 2VL

St. Louis, Mo. • Parkway South Senior HS

Righthander who was the team's top freshman pitcher in 2011 and was a weekend starter most of the 2012 season ... missed the entire 2013 season as he recovered from a shoulder injury ... returned in 2014, but suffered another season-ending injury ... effective

when keeping the ball down in the strikezone ... in 119.2 innings pitched over 38 appearances (17 starts) and three seasons, he has a 12-6 record and 3.84 ERA while allowing 135 hits (.287 opponents' batting average) and 47 walks with 62 strikeouts ... two-time ACC Academic Honor Roll member.

2014: Won the Dedication Award for outstanding work in the strength training room ... had an 0-0 record and a 10.97 ERA in five relief appearances ... in 10.2 innings pitched, he allowed 18 hits (.360 opponents' batting average) and five walks with five strikeouts ... pitched a scoreless eighth inning at Georgia Southern on March 18 ... pitched 4.2 innings in relief, allowing three hits with three strikeouts against Georgia on April 8 ... suffered an injury in April that forced him to miss the rest of the season.

2013: Red-shirted due to a shoulder injury ... ACC Academic Honor Roll member ... No. 3 college prospect in South Carolina for the 2013 draft in the preseason by Perfect Game.

2012: Had a 7-4 record and a 3.66 ERA in 16 appearances (14 starts) ... in 76.1 innings pitched, he allowed 80 hits (.277 opponents' batting average) and 32 walks with 40 strikeouts ... tied for the team lead in wins ... in 48.0 innings pitched over nine appearances (seven starts) at home, he was 5-1 with a 1.88 ERA ... tied for 10th in the ACC in wins ... in 19.0 innings pitched over four appearances (two starts) in non-ACC regular-season games, he had a 3-0 record and did not allow an earned run ... had a 2.96 ERA in 27.1 innings pitched over five starts against top-25 ranked teams ... held opponents to a .163 batting average with runners in scoring position and two outs ... had a 1.42 ERA in 12.2 innings pitched after the fifth inning ... only allowed three steals in five attempts ... pitched 4.0 innings in relief, allowing two hits, no runs and two walks with three strikeouts to earn the win in the second game of a doubleheader against UAB on Feb. 18 ... pitched 3.0 innings in relief, allowing no earned runs and no walks with four strikeouts to earn the win against Maine on Feb. 26 ... pitched 5.0 innings in a starting role, allowing no earned runs and two walks with five strikeouts against No. 2 South Carolina on March 4 ... pitched 6.2 innings in a starting role, allowing seven hits, one run and no walks with five strikeouts to earn the win against Boston College on March 18 ... pitched 6.0 innings in a starting role, allowing six hits, one run and one walk with three strikeouts against No. 7 Miami (Fla.) on April 1 ... pitched 7.0 innings in a starting role, allowing four hits, two runs and one walk with four strikeouts to earn the win at Duke on April 8; retired the first 15 batters ... pitched 7.0 innings in a starting role, allowing six hits, no runs and one walk with five strikeouts to earn the win against College of Charleston on May 6 ... pitched 6.0 innings in a starting role, allowing six hits, one earned run and one walk to earn the win in the first game of a doubleheader against No. 1 Florida State on May 14 ... pitched 5.0 innings in a starting role, allowing four hits and two runs with one strikeout to earn the win against Coastal Carolina in the Columbia Regional on June 1 ... No. 98 sophomore in the nation in the preseason by Perfect Game ... played for Falmouth in the Cape Cod League in the summer, where he was 1-1 with a 2.70 ERA and nine strikeouts in 10.0 innings pitched over two starts.

2011: Second-team freshman All-American by NCBWA ... All-ACC Academic team member ... ACC Academic Honor Roll member ... had a 5-2 record and 1.93 ERA in 17 appearances (three starts) ... in 32.2 innings pitched, he allowed 37 hits (.282 opponents' batting average), no homers and 10 walks with 17 strikeouts ... led the team in ERA ... in 11.2 innings pitched over eight relief appearances in ACC regular-season games, he was 1-0 with a 2.31 ERA ... had a .190 opponents' batting average with runners in scoring position ... pitched 3.2 innings in relief in his first career outing, allowing one run and no walks against Eastern Michigan on Feb. 19 ... pitched 2.2 innings in relief, allowing three hits and no runs to earn his first career win against Wofford on March 2 ... pitched 3.0 innings in relief, allowing four hits, one run and no walks with two strikeouts to earn the win against Duke on March 19 ... pitched a scoreless seventh inning in relief, allowing one hit with two strikeouts at NC State on March 25 ... retired the only batter he faced in the sixth inning to earn the win against Georgia on March 29 ... pitched 2.2 innings in relief, allowing one hit and no earned runs with one strikeout at No. 6 North Carolina on April 1 ... pitched a hitless and scoreless sixth inning at No. 6 North Carolina on April 3; allowed just one hit and

TIGER BIOS

no earned runs in 3.2 innings pitched in the series ... pitched 2.0 innings in relief, allowing two hits and no runs with one strikeout at Boston College on April 15 ... pitched a scoreless eighth inning with two strikeouts in the second game of a doubleheader against Gardner-Webb on May 7 ... pitched 5.0 innings in his first career start, allowing three hits, no runs and one walk with two strikeouts to earn the win against East Tennessee State on May 11 ... pitched 5.0 innings in a starting role, allowing six hits, no runs and one walk with four strikeouts to earn the win against Davidson on May 17 ... pitched 2.0 innings in relief, allowing one hit and no runs with a strikeout against Sacred Heart in the Clemson Regional on June 3.

Before Clemson: All-conference selection as a senior at Parkway South Senior High School ... No. 2 righthander prospect in Missouri, No. 6 overall prospect in Missouri and No. 333 overall prospect in the nation by Perfect Game ... member of the USA Tournament of Stars ... all-metro selection as a junior ... all-district pick in basketball as a senior ... lettered three times in baseball and three times in basketball at Parkway South Senior High, where he was coached by Adam Stahl.

Personal: Pronounced POHL-ee ... has an identical twin brother, Scott ... majoring in visual arts ... born Kevin Raymond Pohle on April 27, 1992 in St. Louis, Mo.

POHLE'S OVERALL STATS

Year	ERA	W-L	G-S	SV	IP	H	R	ER	BB	SO
2011	1.93	5-2	17-3	0	32.2	37	9	7	10	17
2012	3.66	7-4	16-14	0	76.1	80	43	31	32	40
2014	10.97	0-0	5-0	0	10.2	18	13	13	5	5
Totals	3.84	12-6	38-17	0	119.2	135	65	51	47	62

POHLE'S ACC REGULAR-SEASON STATS


Year	ERA	W-L	G-S	SV	IP	H	R	ER	BB	SO
2011	2.31	1-0	8-0	0	11.2	12	5	3	5	7
2012	4.47	3-3	10-10	0	50.1	52	30	25	23	21
2014	11.25	0-0	1-0	0	4.0	8	5	5	1	1
Totals	4.50	4-3	19-10	0	66.0	72	40	33	29	29

POHLE'S ACC TOURNAMENT STATS

Year	ERA	W-L	G-S	SV	IP	H	R	ER	BB	SO
2012	18.00	0-1	1-1	0	2.0	6	4	4	0	1

POHLE'S NCAA TOURNAMENT STATS

Year	ERA	W-L	G-S	SV	IP	H	R	ER	BB	SO
2011	11.57	0-1	2-1	0	2.1	6	3	3	1	1
2012	3.60	1-0	1-1	0	5.0	4	2	2	4	1
Totals	6.14	1-1	3-2	0	7.1	10	5	5	5	2




#26 REED ROHLMAN

OF • L-L • 6-1 • 210 • Fr. • HS
Moore, S.C. • James F. Byrnes HS
Freshman outfielder.

2014: Red-shirted.

Before Clemson: Top-500 player in the nation by Perfect Game ... No. 6 outfielder in South Carolina by Diamond Prospects ... all-state selection as a sophomore and junior ... all-region selection as a freshman, sophomore and junior ... member of the state runner-up team as a freshman, sophomore and junior ... lettered three times in baseball at James F. Byrnes High School, where he was coached by Michael Maus.

Personal: Majoring in parks, recreation & tourism management ... born Reed Wayne Rohlman on Jan. 5, 1995 in Charlotte, N.C.



#32 CLATE SCHMIDT

RHP • R-R • 6-2 • 205 • So. • 1VL
Acworth, Ga. • Allatoona HS

Righthander who was a weekend starter most of the 2013 season and was a long reliever and weekday starter in 2014 ... in 121.2 innings pitched over 36 appearances (19 starts) and two seasons, he has an 8-11 record and a 4.44 ERA while allowing 147 hits (.301 opponents' batting average), three homers and 54 walks with 78 strikeouts.

2014: Had a 5-7 record and 3.68 ERA in 20 appearances (eight starts) ... in 66.0 innings pitched, he allowed 65 hits (.260 opponents' batting average), one homer and 28 walks with 53 strikeouts ... had a team-tying-high three pickoffs ... had 90 groundball outs compared to only 39 flyball outs ... had a 3-3 record, 2.93 ERA and .242 opponents' batting average in 43.0 innings pitched over eight starts ... pitched 2.2 innings in relief, allowing one hit, no runs and no walks with two strikeouts against Maine on Feb. 22 ... pitched 4.2 innings in relief, allowing one hit, no runs and one walk with one strikeout to earn the win against

Presbyterian College on Feb. 25 ... pitched 4.0 innings in relief, allowing one run and no walks with two strikeouts to earn the win against Virginia Tech on March 9 ... pitched 6.0 innings in a starting role, allowing four hits and two earned runs with four strikeouts to earn the win at Georgia on March 25 ... pitched 5.1 innings in a starting role, allowing four hits, one run and one walk with four strikeouts to earn the win against Winthrop on April 2 ... pitched 6.0 innings in a starting role, allowing four hits and no runs with four strikeouts to earn the win against High Point on May 7 ... pitched 8.1 innings in a starting role, allowing eight hits, two runs and one walk with six strikeouts against Georgia Tech in the ACC Tournament on May 23.

2013: Had a 3-4 record and 5.34 ERA in 16 appearances (11 starts) ... in 55.2 innings pitched, he allowed 82 hits and 26 walks with 25 strikeouts ... held opponents to 1-for-9 (.111) with one strikeout against no walks with the bases loaded ... pitched 2.2 innings in relief, allowing no runs and no walks with three strikeouts against William & Mary on Feb. 16; it was his first career appearance ... pitched 4.0 innings in a starting role, allowing no runs and one walk with two strikeouts to earn his first career win in the second game of a doubleheader against Wright State on Feb. 23; it was his first career start ... pitched 7.0 innings in a starting role, allowing five hits, two runs and three walks with five strikeouts to earn the win against No. 7 South Carolina at Greenville, S.C. on March 2; received the Bob Bradley Award, becoming the first freshman to win the award since 2007 and the first pitcher to win the award since 2006 ... pitched 3.2 innings in a starting role, allowing one earned run with three strikeouts at No. 8 NC State on March 9 ... pitched 7.0 innings in a starting role, allowing six hits and two runs to earn the win at Boston College on April 6 ... pitched 3.2 innings in relief, allowing no hits, no runs and no walks with one strikeout at No. 8 Florida State on May 17 ... No. 5 freshman in the nation in the preseason by CollegeSportsMadness.com ... No. 19 freshman in the nation in the preseason by Perfect Game ... No. 24 freshman in the nation in the preseason by Baseball America ... preseason ACC freshman-of-the-year by CollegeSportsMadness.com ... No. 4 newcomer in the ACC in the preseason by Baseball America ... No. 2 prospect in the ACC for the 2015 draft in the preseason by Perfect Game ... played for Falmouth in the Cape Cod League in the summer, where he pitched 8.2 innings over three appearances (two starts).

Before Clemson: Drafted in the 36th round (No. 1,114 overall pick) by the Detroit Tigers ... No. 31 player and No. 10 righthander in the nation and No. 4 player in Georgia by Perfect Game ... No. 171 prospect in the nation and No. 14 prospect in Georgia by Baseball America ... East Coast Pro Showcase ... All-American by Perfect Game ... USA 18U National Team member ... all-state selection as a senior ... Cobb County Pitcher-of-the-Year as a senior ... All-Cobb County selection as a freshman, sophomore, junior and senior ... lettered four times in baseball and three times in basketball ... coached by Keith Hansen at Allatoona High School.

Personal: His father, retired Marine Col. Dwight Schmidt, flew F-18 fighter jets for 20 years, including an extended tour in Iraq and Afghanistan, before retiring to become a pilot with Delta ... majoring in parks, recreation & tourism management ... born Clate Connor Schmidt on Dec. 10, 1993 in Beaufort, S.C.

SCHMIDT'S OVERALL STATS

Year	ERA	W-L	G-S	SV	IP	H	R	ER	BB	SO
2013	5.34	3-4	16-11	0	55.2	82	39	33	26	25
2014	3.68	5-7	20-8	0	66.0	65	34	27	28	53
Totals	4.44	8-11	36-19	0	121.2	147	73	60	54	78

SCHMIDT'S ACC REGULAR-SEASON STATS

Year	ERA	W-L	G-S	SV	IP	H	R	ER	BB	SO
2013	6.23	1-3	10-8	0	39.0	63	33	27	18	14
2014	6.23	1-3	6-1	0	13.0	16	12	9	7	13
Totals	6.23	2-6	16-9	0	52.0	79	45	36	25	27

SCHMIDT'S ACC TOURNAMENT STATS

Year	ERA	W-L	G-S	SV	IP	H	R	ER	BB	SO
2013	20.25	0-1	1-1	0	1.1	3	3	3	2	0
2014	2.16	0-1	1-1	0	8.1	8	2	2	1	6
Totals	4.66	0-2	2-2	0	9.2	11	5	5	3	6

SCHMIDT'S NCAA TOURNAMENT STATS

Year	ERA	W-L	G-S	SV	IP	H	R	ER	BB	SO
2013	9.00	0-0	1-0	0	1.0	2	1	1	2	0



#40 KYLE SCHNELL

RHP • R-R • 6-2 • 180 • Jr. • 1VL
Alpharetta, Ga. • Lake Sumter (Fla.) CC

Sidearm righthander who was in his first season in the program in 2013 ... was one of the top pitchers out of the bullpen in 2013, but was not as involved in 2014 ... in 32.2 innings pitched over 29 relief appearances and two seasons, he has a 2-0 record, two saves and a 4.13 ERA while allowing 39 hits (.293 opponents' batting average), no homers and 13 walks with 22 strikeouts.

2014: Had an 0-0 record and a 45.00 ERA in five relief appearances ... in 1.0 innings pitched, he allowed four hits (.571 opponents' batting average) and three walks with no strikeouts.

2013: Had a 2-0 record, two saves and a 2.84 ERA in a team-tying-high 24 appearances, all out of the bullpen ... in 31.2 innings pitched, he allowed 35 hits (.278 opponents' batting average), no homers and 10 walks with 22 strikeouts ... pitched a perfect ninth inning against Wright State on Feb. 24 ... pitched 3.1 perfect innings in relief with three strikeouts against Winthrop on Feb. 27 ... pitched a perfect inning in relief at No. 7 South Carolina on March 3 ... pitched 2.2 innings in relief, allowing no runs and no walks with one strikeout to earn his first career win at No. 8 NC State on March 9; in 5.0 innings pitched over two relief appearances in the series, he allowed five hits, one run and one walk with four strikeouts ... pitched 1.1 hitless and scoreless innings in relief with one strikeout to record his first career save against Charleston Southern on March 13 ... pitched 2.1 scoreless innings in relief with two strikeouts against No. 19 Georgia Tech on April 27 ... pitched 2.1 innings in relief, allowing two hits and no runs with two strikeouts against Maryland on May 4 ... pitched 2.1 perfect innings in relief with two strikeouts to earn the win in the second game of a doubleheader at Furman on May 8 ... pitched 3.0 innings in relief, allowing two hits and no runs with one strikeout to record the save against St. Louis in the Columbia Regional on June 1.

Before Clemson: Sunbelt League All-Star team in junior college ... all-region selection in high school ... member of the region champions as a junior and senior ... lettered three times in baseball ... coached by Rich Billings at Lake Sumter (Fla.) Community College ... coached by Joey Ray at Milton High School.

Personal: Majoring in pre-business ... born Kyle Stephens Schnell on Oct. 15, 1992 in Alpharetta, Ga.

SCHNELL'S OVERALL STATS

Year	ERA	W-L	G-S	SV	IP	H	R	ER	BB	SO
2013	2.84	2-0	24-0	2	31.2	35	13	10	10	22
2014	45.00	0-0	5-0	0	1.0	4	5	5	3	0
Totals	4.13	2-0	29-0	2	32.2	39	18	15	13	22

SCHNELL'S ACC REGULAR-SEASON STATS

Year	ERA	W-L	G-S	SV	IP	H	R	ER	BB	SO
2013	4.60	1-0	11-0	0	15.2	23	8	8	6	13
2014	-----	0-0	1-0	0	0.0	1	2	2	1	0
Totals	5.74	1-0	12-0	0	15.2	24	10	10	7	13

SCHNELL'S ACC TOURNAMENT STATS

Year	ERA	W-L	G-S	SV	IP	H	R	ER	BB	SO
2013	0.00	0-0	1-0	0	0.1	0	0	0	0	0

SCHNELL'S NCAA TOURNAMENT STATS

Year	ERA	W-L	G-S	SV	IP	H	R	ER	BB	SO
2013	0.00	0-0	2-0	1	3.2	2	0	0	2	2



#18 TYLER SLATON

OF • L-L • 5-8 • 205 • Jr. • 2VL
Cumming, Ga. • North Forsyth HS

Outfielder who was Clemson's starter in center field in 2014 ... has good speed ... a career .260 hitter with a .378 on-base percentage in 167 games (123 starts) over three seasons ... has 14 doubles, four triples, three homers, 45 RBIs, 79 runs, 77 walks, 12 hit-by-pitches and 23 steals ... has 12 outfield assists in his career.

2014: Won the Tiger Baseball Award, given to the team's best leader ... hit .274 with 46 runs, nine doubles, three triples, three homers, 25 RBIs, a .391 on-base percentage, 42 walks, five hit-by-pitches and 11 steals in 61 games (61 starts in center field) ... tied for sixth in the ACC in walks and tied for eighth in triples ... led or tied for the team lead in triples, walks and hit-by-pitches ... had four outfield assists ... had a 12-game hitting streak from February to March ... reached base safely in 20 consecutive games from March to April ... went 4-for-6 with two RBIs and two runs against Maine on Feb. 22; was 7-for-13 with two doubles, four RBIs and four runs in the series ... went 3-for-5 with an RBI and

steal against No. 3 South Carolina on March 2; was 7-for-14 with two runs in the series and received the Bob Bradley Award as Clemson's series MVP ... reached on a walkoff fielder's choice and hit a triple against Virginia Tech on March 7 ... went 3-for-5 with an RBI, a run and steal against Virginia Tech on March 9 ... went 3-for-6 with his first career homer and four RBIs in the first game of a doubleheader at Wake Forest on March 15 ... went 2-for-5 with a two-run homer in the fourth inning that gave Clemson the lead for good at Georgia Southern on March 19 ... went 3-for-5 with two RBIs, a run and steal at Georgia on March 25 ... went 2-for-2 with two doubles, three RBIs, two runs, a walk, team-season-high two hit-by-pitches and two steals against Furman on April 1 ... had two outfield assists, both which retired runners at the plate, against NC State on April 7 ... went 2-for-3 with two runs and two walks against Liberty on April 22 ... went 2-for-4 with a double, RBI, two runs and a walk at Notre Dame on May 10 ... went 2-for-6 with a homer, double, two RBIs, two runs and a walk against Boston College on May 17 ... went 1-for-2 with three walks and the walkoff run on Steve Wilkerson's ninth-inning single against No. 3 Miami (Fla.) in the ACC Tournament on May 22.

2013: ACC Academic Honor Roll member ... hit .263 with 18 runs, four doubles, one triple, 13 RBIs, a .366 on-base percentage, 23 walks, five hit-by-pitches and six steals in 59 games (45 starts, including 44 in left field and one in center field) ... had five outfield assists ... hit .295 with a .393 on-base percentage in ACC regular-season games ... hit .314 in 25 games away from home ... was 11-for-26 (.423) with a .545 on-base percentage after the seventh inning ... had 12 multiple-hit games ... came off the bench and hit a double against No. 12 Virginia on March 15 ... went 3-for-4 with an RBI and a run against No. 12 Virginia on March 17; was 4-for-6 with a double and two RBIs in the series ... went 2-for-4 with an RBI and a steal against Morehead State on March 19 ... went 4-for-5 with two runs at Georgia on March 26; was 5-for-8 (.625) with one double and two walks in the series ... went 3-for-4 with two runs and a walk at No. 1 North Carolina on March 30 ... went 3-for-5 with a triple and an RBI at Boston College on April 5 ... went 2-for-4 with two runs at Boston College on April 6 ... went 3-for-3 with a walk at Boston College on April 7; was 8-for-12 (.667) with three runs in the series ... went 2-for-3 with two runs and a walk against Western Carolina on April 24 ... had a team-season-high four walks and a team-tying-season-high three steals in the second game of a doubleheader against No. 19 Georgia Tech on April 26 ... went 1-for-2 with two walks against Liberty in the Columbia Regional on June 2 ... played for Wilmington in the Coastal Plain League in the summer, where he hit .202 with one homer, two doubles, seven RBIs, 14 runs and nine steals in 39 games (37 starts).

2012: Hit .189 with 15 runs, one double, seven RBIs, a .353 on-base percentage, 12 walks, two hit-by-pitches and six steals in 47 games (17 starts, including seven in center field, five in left field and five in right field) ... five of his seven RBIs were two-out RBIs ... hit .333 with runners in scoring position ... was 4-for-9 (.444) with a .615 on-base percentage and five steals in 14 games (three starts) against top-25 ranked teams ... had three outfield assists ... had a .500 on-base percentage when leading off an inning ... had the most chances without an error (43) on the team ... scored two walkoff runs, both on walkoff hits by Thomas Brittle ... went 2-for-4 with an RBI and two runs against Elon on March 20 ... went 2-for-4 with an RBI, run, walk and steal at No. 18 Georgia on March 27 ... hit a run-scoring double and scored a run against No. 7 Miami (Fla.) on March 31 ... came off the bench, hit a run-scoring single and scored a run at Duke on April 7 ... came off the bench and scored the tying run in the eighth inning and winning run in the 12th inning against No. 17 NC State on April 13; walked once and was hit-by-pitch ... went 1-for-2 with an RBI and a hit-by-pitch against No. 17 NC State on April 15; reached base in four of his five plate appearances in the series ... totaled three walks and two runs, including the walkoff run in the ninth inning, against Charleston Southern on April 17 ... had two walks and scored two runs against Tennessee Tech on May 8 ... played for New Market in the Valley Baseball League in the summer, where he hit .250 with one triple, one homer, 12 RBIs, 19 walks against only 13 strikeouts and three steals in 35 games.

Before Clemson: All-region selection as a sophomore, junior and senior ... set the school's all-time rushing record ... lettered four times in baseball and four times in football at North Forsyth High, where he was coached by Jim Cahill.

Personal: Pronounced SLAYT-ihn ... his father, Mike, played football at Troy ... his grandfather, Paul Slaton, played football at Florida State and was a roommate of Burt Reynolds ... his uncle, Steve Slaton, was a wrestler at Gardner-Webb ... majoring in parks, recreation & tourism management ... born Tyler Michael Slaton on May 26, 1992 in Cumming, Ga.

SLATON'S OVERALL STATS												
Year	AVG	G-S	AB	R	H	2B	3B	HR	RBI	OB%	SB	
2012	.189	47-17	53	15	10	1	0	0	7	.353	6-6	
2013	.263	59-45	160	18	42	4	1	0	13	.366	6-9	
2014	.274	61-61	241	46	66	9	3	3	25	.391	11-17	
Totals	.260	167-123	454	79	118	14	4	3	45	.378	23-32	

SLATON'S ACC REGULAR-SEASON STATS												
Year	AVG	G-S	AB	R	H	2B	3B	HR	RBI	OB%	SB	
2012	.238	22-7	21	5	5	1	0	0	4	.385	4-4	
2013	.295	29-26	95	9	28	2	1	0	8	.393	5-6	
2014	.222	29-29	118	19	26	4	2	2	10	.338	3-6	
Totals	.252	80-62	234	33	59	7	3	2	22	.365	12-16	

SLATON'S ACC TOURNAMENT STATS												
Year	AVG	G-S	AB	R	H	2B	3B	HR	RBI	OB%	SB	
2012	----	1-0	0	0	0	0	0	0	0	----	0-0	
2013	.000	3-1	3	0	0	0	0	0	0	.250	0-0	
2014	.222	3-3	9	1	2	0	0	0	0	.462	0-1	
Totals	.167	7-4	12	1	2	0	0	0	0	.412	0-1	

SLATON'S NCAA TOURNAMENT STATS												
Year	AVG	G-S	AB	R	H	2B	3B	HR	RBI	OB%	SB	
2012	----	4-0	0	0	0	0	0	0	0	----	0-0	
2013	.167	3-2	6	1	1	0	0	0	0	.444	0-1	
2014	.167	2-2	6	1	1	0	0	0	0	.444	0-1	
Totals	.167	9-4	12	2	2	0	0	0	0	.444	0-2	



#22 WALES TONEY

RHP • L-R • 6-3 • 215 • RF • RS
Anderson, S.C. • T.L. Hanna HS

Righthander from nearby Anderson, S.C. who has one of the team's hardest fastballs.

2014: Had an 0-0 record and a 12.46 ERA in four relief appearances ... in 4.1 innings pitched, he allowed six hits (.300 opponents' batting average) and five walks with six strikeouts ... pitched a perfect ninth inning with a strikeout against Virginia Tech on March 8.


2013: Red-shirted ... No. 99 freshman in the nation in the preseason by Perfect Game ... played for Keene in the New England Collegiate Baseball League in the summer, where he was 0-0 with one save, a 2.20 ERA and 13 strikeouts in 16.1 innings pitched over six appearances (two starts) ... later played for Florence in the Coastal Plain League in the summer, where he was 0-2 with a 2.14 ERA and 18 strikeouts in 21.0 innings pitched over four starts; No. 13 prospect in the Coastal Plain League by Perfect Game.

Before Clemson: Rated as the No. 20 prospect in South Carolina and No. 5 high school prospect in South Carolina by Baseball America ... No. 150 player in the nation and No. 3 player in South Carolina by Perfect Game ... No. 3 player and No. 3 pitcher in South Carolina by Diamond Prospects ... South Carolina Select All-Star ... East Coast Pro Showcase ... all-state and all-region selection as a senior ... lettered four times in baseball ... coached by Adam Comstock at T.L. Hanna High School.

Personal: Pronounced WAYLZ ... his father, Greg, was a student manager on the 1984 Clemson men's soccer team that won the national title ... majoring in management ... born Wales Brantley Toney on July 7, 1994 in Anderson, S.C.

TONEY'S OVERALL STATS												
Year	ERA	W-L	G-S	SV	IP	H	R	ER	BB	SO		
2014	12.46	0-0	4-0	0	4.1	6	6	6	5	6		

TONEY'S ACC REGULAR-SEASON STATS												
Year	ERA	W-L	G-S	SV	IP	H	R	ER	BB	SO		
2014	0.00	0-0	1-0	0	1.0	0	0	0	0	1		



#35 MIKE TRILLER

OF • L-R • 6-2 • 210 • So. • 1VL
Rutland, Vt. • Rutland HS

Outfielder who has made the most of his limited opportunities ... one of the hardest-working players on the team ... a career .291 hitter with a .333 on-base percentage in 44 games (10 starts) over two seasons ... has three doubles, eight RBIs, eight runs, four walks and four steals.

2014: Hit .250 with five runs, one RBI, a .300 on-base percentage, two walks and two steals in 21 games (four starts in left field) ... hit a single off the bench against Maine on Feb. 22 ... hit a single off the bench against Maine on Feb. 23 ... went 2-for-3 with an RBI and a run off the bench at Western Carolina on March 4 ... went 1-for-3 with a team-high two runs and two steals against Virginia Tech on March 7.

2013: Was 9-for-27 (.333) with three runs, three doubles, seven RBIs, a .367 on-base percentage, two walks and two steals in 23 games (six starts in left field) ... was 4-for-10 (.400) with two doubles, three RBIs, three runs, two walks and a .462 on-base percentage in his 17 games off the bench ... was 5-for-12 (.417) against lefthanders ... was 7-for-16 (.438) with runners on base ... hit a run-scoring double and scored a run against William & Mary on Feb. 17; it was his first career game ... hit a pinch-hit double and scored a run at Boston College on April 6 ... went 1-for-3 with a sacrifice bunt at Boston College on April 7; it was his first career start ... went 2-for-2 with an RBI off the bench against Western Carolina on April 24 ... stole a base and scored a run off the bench in the first game of a doubleheader at Furman on May 8 ... went 2-for-3 with a double and two RBIs against Georgia Southern on May 10 ... went 2-for-3 with two RBIs against No. 3 North Carolina in the ACC Tournament on May 24 ... played for Vermont in the New England Collegiate Baseball League in the summer, where he hit .198 with two doubles, nine RBIs, nine runs and seven steals in 37 games.

2012: Red-shirted ... won the Dedication Award for outstanding work in the strength training room ... won the Omaha Challenge competition among fielders in the fall of 2011 ... played for Albany in the Perfect Game Collegiate Baseball League in the summer, where he hit .226 with nine RBIs in 28 games.

Before Clemson: Selected to the Vermont North-South All-Star game ... led his team in batting average (.528) as a senior ... named team MVP and won the team's Hustle Award as a senior ... lettered three times in baseball, three times in basketball and two times in football at Rutland High, where he was coached by Kevin Bellomo, who played under Head Coach Jack Leggett at Western Carolina.

Personal: Majoring in management ... born Michael Paul Triller on Sept. 30, 1992 in Randolph, Vt.

TRILLER'S OVERALL STATS												
Year	AVG	G-S	AB	R	H	2B	3B	HR	RBI	OB%	SB	
2013	.333	23-6	27	3	9	3	0	0	7	.367	2-3	
2014	.250	21-4	28	5	7	0	0	0	1	.300	2-2	
Totals	.291	44-10	55	8	16	3	0	0	8	.333	4-5	

TRILLER'S ACC REGULAR-SEASON STATS												
Year	AVG	G-S	AB	R	H	2B	3B	HR	RBI	OB%	SB	
2013	.333	7-1	6	1	2	1	0	0	1	.286	0-0	
2014	.125	9-2	8	2	1	0	0	0	0	.300	2-2	
Totals	.214	16-3	14	3	3	1	0	0	1	.294	2-2	

TRILLER'S ACC TOURNAMENT STATS												
Year	AVG	G-S	AB	R	H	2B	3B	HR	RBI	OB%	SB	
2013	.400	3-2	5	0	2	0	0	0	2	.400	1-1	

TRILLER'S NCAA TOURNAMENT STATS												
Year	AVG	G-S	AB	R	H	2B	3B	HR	RBI	OB%	SB	
2013	.000	1-1	2	0	0	0	0	0	0	.000	0-0	
2014	.000	1-0	1	0	0	0	0	0	0	.000	0-0	
Totals	.000	2-1	3	0	0	0	0	0	0	.000	0-0	



#4 ELI WHITE

INF • R-R • 6-3 • 180 • Fr. • HS
Easley, S.C. • Wren HS

Freshman infielder who has showed a steady glove in the field.

2014: Hit .143 with three runs, two doubles, two RBIs, a .244 on-base percentage, four walks, one hit-by-pitch and one steal in 28 games (eight starts, including four at shortstop, three at second base and one at third base) ... committed only one error in 25 chances at shortstop (.960 fielding percentage) ... went 1-for-2 with a double and run against Eastern Michigan on Feb. 16; it was his first career hit ... hit a pinch-hit double and scored a run against Maine on Feb. 23 ... had two RBIs against Western Carolina on April 23 ... went 2-for-3 against High Point on May 7 ... No. 100 freshman in the nation in the preseason by Perfect Game.

Before Clemson: Drafted in the 26th round (No. 795 overall pick) by the Cincinnati Reds ... No. 242 player in the nation and No. 6 player in South Carolina by Perfect Game ... No. 8 player and No. 3 shortstop in South Carolina by Diamond Prospects ... Perfect Game National Showcase participant in Minneapolis, Minn. ... South Carolina Select All-Star ... all-state selection as a senior ... region player-of-the-year as a senior ... lettered four times in baseball at Wren High School, where he was coached by Randy Thompson.

Personal: Majoring in pre-business ... born Elijah Thomas White on June 26, 1994 in Greenville, S.C.

WHITE'S OVERALL STATS

Year	AVG	G-S	AB	R	H	2B	3B	HR	RBI	OB%	SB
2014	.143	28-8	35	3	5	2	0	0	2	.244	1-1

WHITE'S ACC REGULAR-SEASON STATS

Year	AVG	G-S	AB	R	H	2B	3B	HR	RBI	OB%	SB
2014	.077	11-3	13	1	1	0	0	0	0	.200	0-0

WHITE'S NCAA TOURNAMENT STATS

Year	AVG	G-S	AB	R	H	2B	3B	HR	RBI	OB%	SB
2014	----	2-0	0	0	0	0	0	0	0	1.000	0-0



#17 STEVE WILKERSON

INF • S-R • 6-2 • 200 • Sr. • SVL
Roswell, Ga. • Pope HS

Infielder who had good speed and has made many spectacular defensive plays at second base ... became Clemson's first switch-hitter since Patrick Boyd (1998-01) ... three-time Second-Team All-ACC selection ... a career .291 hitter with a .362 on-base percentage in 216

games (185 starts) over four seasons ... had 47 doubles, six triples, 11 homers, 115 RBIs, 131 runs, 80 walks, nine hit-by-pitches and 29 steals ... had five double-digit hitting streaks in his career ... drafted two times in his career.

2014: Drafted in the eighth round (No. 241 overall pick) by the Baltimore Orioles and signed in June ... Second-Team All-ACC selection ... second-team All-ACC by CollegeSportsMadness.com ... won the Mitchell Award, given to the team's most valuable player ... hit .317 with 33 runs, 18 doubles, one triple, six homers, 42 RBIs, a .383 on-base percentage, 21 walks, four hit-by-pitches and eight steals in 56 games (56 starts at second base) ... tied for fifth in the ACC in doubles, seventh in slugging percentage (.502) and tied for 10th in RBIs ... led or tied for the team lead in bunt singles (6), extra-base hits (25), doubles, homers, total bases (103), slugging percentage and multiple-RBI games (13) ... did not commit an error in his last 27 games (107 chances) ... had an 11-game hitting streak from February to March ... named ACC Co-Player-of-the-Week on March 31 for his performance in three games from March 25-28; went 6-for-11 (.545) with five doubles, one homer, three RBIs, four runs and one steal ... had a 10-game hitting streak in April ... reached base safely in his last 26 games from April to May ... went 3-for-4 with a double, two RBIs, two runs and a walk at Western Carolina on March 4 ... hit a solo homer against Virginia Tech on March 7 ... went 2-for-4 with a homer, two RBIs, three runs, a walk and steal in the first game of a doubleheader at Wake Forest on March 15 ... went 2-for-3 with two doubles, a run, walk and steal at Georgia on March 25 ... led off the ninth inning with a double and scored the go-ahead run in the first game of a doubleheader at Maryland on March 28 ... went 3-for-4 with two doubles, a three-run homer and two runs in the second game of a doubleheader at Maryland on March 28; was 4-for-8 with three doubles, a homer, three RBIs and three runs in the series ... went 2-for-4 with a homer, three RBIs and a hit-by-pitch against Furman on April 1 ... went 3-for-3 with a double and run against Winthrop on April 2 ... went 2-for-4 with two RBIs against NC State on April 5 ... went 2-for-3 with an RBI, a walk and hit-by-pitch against No. 11 Miami (Fla.) on April 27 ... went 2-for-3 with a homer, three RBIs and a walk against UNLV at Greenville, S.C. on May 4 ... went 3-for-5 with the walkoff single in the ninth inning against No. 3 Miami (Fla.) in the ACC Tournament on May 22 ... hit a two-run homer against Xavier in the Nashville Regional on May 31 ... No. 36 senior in the nation in the preseason by Baseball America ... No. 41 senior in the nation in the preseason by Perfect Game ... preseason first-team All-ACC by CollegeSportsMadness.com and Perfect Game.

2013: Second-Team All-ACC selection ... second-team All-ACC by CollegeSportsMadness.com ... ACC Academic Honor Roll member ... hit .291 with 36 runs, a team-high 16 doubles, two triples, four homers, 37 RBIs, a .366 on-base percentage, 27 walks, one hit-by-pitch and 10 steals in 59 games (58 starts, including 57 at second base and one as the DH) ... hit .324 with runners in scoring position ... was 4-for-12 (.333) with one double and nine RBIs with the bases loaded ... had a team-high 17 two-out RBIs ... had 19 multiple-hit games ... had a 10-game hitting streak, which included the last game of 2012 and the first nine games of 2013 ... went 2-for-4 with a double and four RBIs against William & Mary on Feb. 17 ... went 2-for-4 with a homer, two RBIs and a steal in the first game of a doubleheader against Wright State on Feb. 23 ... went 3-for-4 with a double, RBI and steal in the second game of a doubleheader against Wright State on Feb. 23; was 6-for-11 (.545) with a homer, three RBIs and three steals in the series ... went 1-for-1 with three runs, three walks and a steal against Wofford on March 6 ... went 3-for-5 with a double and one RBI against No. 12 Virginia on March 17;

was 7-for-15 (.467) with two doubles and two RBIs in the series ... went 3-for-5 with a double and an RBI against Wake Forest on April 14 ... went 3-for-4 at Miami (Fla.) on April 20 ... went 3-for-4 with a double, triple, four RBIs, one run and two walks in the first game of a doubleheader at Furman on May 8 ... went 2-for-4 with an RBI and two walks in the second game of a doubleheader at Furman on May 8; was 5-for-8 with a double, triple, five RBIs, two runs and four walks in the doubleheader ... went 2-for-5 with a homer and two runs at No. 8 Florida State on May 16 ... went 3-for-4 with a run and steal at No. 8 Florida State on May 17 ... hit two homers with five RBIs against St. Louis in the Columbia Regional on June 1 ... preseason third-team All-American by Collegiate Baseball ... preseason honorable mention All-American by CollegeBaseballInsider.com ... No. 98 junior in the nation in the preseason by Perfect Game ... preseason first-team All-ACC by CollegeSportsMadness.com and Perfect Game ... No. 9 prospect in the ACC for the 2013 draft in the preseason by Perfect Game ... No. 10 prospect in the ACC for the 2013 draft in the preseason by Baseball America ... No. 2 college prospect in South Carolina for the 2013 draft in the preseason by Perfect Game ... played for Hyannis in the Cape Cod League in the summer, where he hit .244 with one homer, seven doubles, nine RBIs, 17 runs and eight steals in 34 games ... No. 142 prospect in the Cape Cod League by Perfect Game.

2012: Second-Team All-ACC selection ... hit .295 with a team-tying-high 49 runs, 13 doubles, three triples, one homer, 31 RBIs, a .353 on-base percentage, 22 walks, three hit-by-pitches and 10 steals in 59 games (59 starts at second base) ... started as the leadoff batter a team-high 50 times ... hit .353 at home ... had 20 multiple-hit games ... had eight bunt singles ... had a 19-game hitting streak from March to April ... had a 15-game hitting streak from April to May ... reached base via a hit or walk in 23 consecutive games from March to April ... went 2-for-4 with two runs, one RBI and two steals against Maine on Feb. 25 ... went 4-for-5 with a double, two RBIs and three runs against Maine on Feb. 26; was 7-for-14 with two doubles, five RBIs, six runs and two steals in the series ... went 2-for-6 with a walkoff single against No. 2 South Carolina on March 4 ... went 3-for-4 with an RBI and a run at Western Carolina on March 14 ... went 3-for-5 with a double, RBI and steal against Boston College on March 17 ... went 4-for-4 with two RBIs, a run and walk against Elon on March 20 ... went 3-for-4 with two RBIs at Virginia on March 25 ... went 2-for-5 with a triple, two RBIs and two runs against Georgia on April 11 ... went 3-for-6 with two RBIs and a run at Georgia Tech on April 29 ... drew a two-out walk with Clemson trailing 3-2 in the 11th inning and scored the walkoff run on a wild pitch later in the frame against College of Charleston on May 5 ... went 3-for-5 with an RBI, two runs and a steal against Tennessee Tech on May 8 ... hit his first career homer against Georgia Tech in the ACC Tournament on May 26 ... No. 96 sophomore in the nation in the preseason by Perfect Game ... No. 9 prospect in the ACC for the 2013 draft in the preseason by Baseball America ... played for Hyannis in the Cape Cod League in the summer, where he hit .308 with two doubles, two RBIs and four steals in seven games.

2011: Hit .173 with 13 runs, five RBIs, a .308 on-base percentage and one steal in 42 games (12 starts at second base) ... hit a sacrifice fly in his first career plate appearance against Eastern Michigan on Feb. 18 ... went 2-for-2 with a run off the bench against Charleston Southern on Feb. 26 ... totaled four walks and two runs against Duke on March 19 ... hit a pinch-hit single against Wake Forest on April 23 ... went 2-for-5 with an RBI and a run in the second game of a doubleheader against Gardner-Webb on May 7 ... went 1-for-2 with two runs and a walk off the bench against Davidson on May 17 ... No. 8 newcomer in the ACC in the preseason by Baseball America ... played for La Crosse in the Northwoods League in the summer, where he hit .238 with 10 runs, five doubles and seven RBIs in 31 games.

Before Clemson: Drafted in the 15th round (No. 473 overall pick) by the Boston Red Sox ... all-county selection at Pope High School ... member of the state champions ... East Cobb Defensive Player-of-the-Year ... lettered four times in football and three times in baseball at Pope High, where he was coached by Jeff Rowland.

Personal: His grandfather, Jim, played football at Southern California ... his grandfather, Richard, played baseball in the Cardinals organization in the 1940s ... graduated May 9, 2014 with a degree in communication studies ... born Stephen Beaty Wilkerson on Jan. 11, 1992 in San Diego, Ca.

WILKERSON'S OVERALL STATS

Year	AVG	G-S	AB	R	H	2B	3B	HR	RBI	OB%	SB
2011	.173	42-12	52	13	9	0	0	0	5	.308	1-3
2012	.295	59-59	258	49	76	13	3	1	31	.353	10-12
2013	.291	59-58	227	36	66	16	2	4	37	.366	10-14
2014	.317	56-56	205	33	65	18	1	6	42	.383	8-9
Totals	.291	216-185	742	131	216	47	6	11	115	.362	29-38

WILKERSON'S ACC REGULAR-SEASON STATS

Year	AVG	G-S	AB	R	H	2B	3B	HR	RBI	OB%	SB
2011	.087	19-7	23	7	2	0	0	0	2	.290	1-3
2012	.260	30-30	131	20	34	6	1	0	12	.324	5-5
2013	.297	28-27	111	12	33	8	1	1	11	.333	4-8
2014	.288	29-29	111	16	32	10	1	3	21	.331	6-6
Totals	.269	106-93	376	55	101	24	3	4	46	.326	16-22

WILKERSON'S ACC TOURNAMENT STATS

Year	AVG	G-S	AB	R	H	2B	3B	HR	RBI	OB%	SB
2011	.000	2-0	2	0	0	0	0	0	0	.000	0-0
2012	.167	3-3	12	1	2	0	0	1	1	.286	2-2
2013	.063	3-3	16	0	1	0	0	0	0	.063	0-0
2014	.364	3-3	11	0	4	0	0	0	1	.500	0-0
Totals	.171	11-9	41	1	7	0	0	1	2	.261	2-2

WILKERSON'S NCAA TOURNAMENT STATS

Year	AVG	G-S	AB	R	H	2B	3B	HR	RBI	OB%	SB
2011	.000	3-0	2	0	0	0	0	0	0	.000	0-0
2012	.111	4-4	18	2	2	1	0	0	1	.158	0-0
2013	.231	3-3	13	2	3	0	0	2	5	.231	0-0
2014	.286	2-2	7	1	2	0	0	1	3	.286	0-0
Totals	.175	12-9	40	5	7	1	0	3	9	.195	0-0



#8 WESTON WILSON

3B • R-R • 6-3 • 195 • Fr. • HS

High Point, N.C. • Wesleyan Christian Academy

Freshman third-baseman who has been solid defensively.

2014: Hit .240 with 18 runs, five doubles, two homers, 23 RBIs, a .316 on-base percentage, 15 walks, two hit-by-pitches and three steals in 55 games (51 starts, including 49 at third base and two at second base) ... only committed nine errors in 127 chances (.929 fielding percentage) ... hit .289 with two outs ... hit .280 in ACC regular-season games ... was 2-for-4 with a grand slam, double, seven RBIs and a walk with the bases loaded ... hit a single for his first career hit and scored a run against Eastern Michigan on Feb. 15 ... hit a three-run homer off the bench against Maine on Feb. 22; it was his first career home run ... hit a two-run double against Maine on Feb. 23 ... went 3-for-5 with a grand slam, a team-season-high five RBIs, two runs and a walk against Virginia Tech on March 8 ... went 2-for-3 with an RBI in the second game of a doubleheader against No. 1 Florida State on March 22 ... went 3-for-3 with a double, three RBIs and a run against Furman on April 1 ... went 2-for-4 with a double and two RBIs against NC State on April 6 ... went 2-for-4 with two RBIs, a run and walk against Western Carolina on April 23 ... went 2-for-3 against No. 11 Miami (Fla.) on April 27 ... No. 84 freshman in the nation in the preseason by Perfect Game.

Before Clemson: Rated as the No. 258 player in the nation and No. 9 player in North Carolina by Baseball America (includes college and high school players) ... No. 228 player in the nation and No. 5 player in North Carolina by Perfect Game ... East Coast Pro Showcase participant in Syracuse, N.Y. ... all-state selection as a junior and senior ... all-conference selection as a junior and senior ... lettered four times in baseball and one time in cross country at Wesleyan Christian Academy, where he was coached by Scott Davis.

Personal: Majoring in pre-business ... born Weston Graham Wilson on Sept. 11, 1994 in High Point, N.C.

WILSON'S OVERALL STATS

Year	AVG	G-S	AB	R	H	2B	3B	HR	RBI	OB%	SB
2014	.240	55-51	154	18	37	5	0	2	23	.316	3-5

WILSON'S ACC REGULAR-SEASON STATS

Year	AVG	G-S	AB	R	H	2B	3B	HR	RBI	OB%	SB
2014	.280	27-25	75	7	21	2	0	1	9	.349	1-1

WILSON'S ACC TOURNAMENT STATS

Year	AVG	G-S	AB	R	H	2B	3B	HR	RBI	OB%	SB
2014	.111	3-3	9	2	1	0	0	0	0	.200	0-0

WILSON'S NCAA TOURNAMENT STATS

Year	AVG	G-S	AB	R	H	2B	3B	HR	RBI	OB%	SB
2014	.000	2-2	4	0	0	0	0	0	0	.200	0-1

LETTERMAN ROSTER

NUMERICAL

#	Player	Pos.	B-T	Hgt	Wgt	Cl.	Exp.	Hometown	Previous School
3	Tyler Krieger	INF	S-R	6-1	175	So.	1VL	Johns Creek, Ga.	Northview HS
4	Eli White	INF	R-R	6-3	180	Fr.	HS	Easley, S.C.	Wren HS
5	Joe Costigan	OF	L-R	6-0	205	Sr.	3VL	Naples, Fla.	Barron Collier HS
6	Andrew Cox	OF/1B	L-L	6-0	215	RFr.	RS	Belton, S.C.	Belton-Honea Path HS
8	Weston Wilson	3B	R-R	6-3	195	Fr.	HS	High Point, N.C.	Wesleyan Christian Academy
9	Steven Duggar	OF	L-R	6-2	190	So.	1VL	Moore, S.C.	James F. Byrnes HS
10	Mike Dunster	2B/3B	L-R	5-10	195	Sr.	3VL	Greenwich, Conn.	Greenwich HS
11	Shane Kennedy	1B	R-R	6-3	210	Sr.	1VL	Orlando, Fla.	Santa Fe College
12	Jon McGibbon	1B	L-L	6-2	220	Sr.	3VL	Lindenhurst, N.Y.	Lindenhurst Senior HS
13	Jay Baum	INF/OF	R-R	6-1	200	Jr.	2VL	Alpharetta, Ga.	Centennial HS
17	Steve Wilkerson	INF	S-R	6-2	200	Sr.	3VL	Roswell, Ga.	Pope HS
18	Tyler Krieger	OF	L-L	5-8	205	Jr.	2VL	Cumming, Ga.	North Forsyth HS
19	Brody Koerner	RHP	R-R	6-2	210	So.	1VL	Concord, N.C.	Jay M. Robinson HS
20	Drew Moyer	RHP	L-R	6-4	215	Fr.	HS	Gilbert, S.C.	Gilbert HS
21	Kevin Pohle	RHP	R-R	6-4	215	Jr.	2VL	St. Louis, Mo.	Parkway South Senior HS
22	Wales Toney	RHP	L-R	6-3	215	RFr.	RS	Anderson, S.C.	T.L. Hanna HS
23	Daniel Gossett	RHP	R-R	6-1	185	Jr.	2VL	Lyman, S.C.	James F. Byrnes HS
25	Chris Okey	C	R-R	6-0	195	Fr.	HS	Mount Dora, Fla.	Eustis HS
30	Garrett Boulware	C/OF	R-R	6-1	220	Jr.	2VL	Anderson, S.C.	T.L. Hanna HS
32	Clate Schmidt	RHP	R-R	6-2	205	So.	1VL	Acworth, Ga.	Allatoona HS
33	Zack Erwin	LHP	L-L	6-5	195	So.	1VL	Duluth, Ga.	Duluth HS
35	Mike Triller	OF	L-R	6-2	210	So.	1VL	Rutland, Vt.	Rutland HS
36	Matt Campbell	RHP	R-R	6-0	205	Sr.	3VL	Alpharetta, Ga.	Northview HS
37	Alex Bostic	LHP	R-L	6-3	210	Fr.	HS	Matthews, N.C.	Weddington HS
39	Jake Long	RHP	R-R	6-0	195	Jr.	RS	Anderson, S.C.	East Tennessee State University
42	Clay Bates	RHP	R-R	6-0	205	Jr.	2VL	Rock Hill, S.C.	Northwestern HS
44	Matthew Crownover	LHP	R-L	5-11	210	So.	1VL	Ringgold, Ga.	Ringgold HS
48	Garrett Lovorn	RHP	R-R	6-3	215	RFr.	RS	Pendleton, S.C.	Pendleton HS

Head Coach:

Associate Head Coach:

Assistant Head Coach:

Volunteer Assistant Coach:

Bullpen Catchers:

Director of Baseball Operations:

Athletic Trainer:

Equipment Manager:

Student Equipment Managers:

Strength & Conditioning Coach:

Field Manager:

Athletic Communications Contact:

- 7 Jack Leggett (21st season • Maine '76)
 24 Dan Pepicelli (5th season • SUNY Cortland '90)
 2 Bradley LeCroy (*7th season • Clemson '01)
 49 Stephen Faris (1st season • Clemson '13)
 28 Tyler Crocker (Jr. • Moore, S.C.)
 51 Ben Whitmire (So. • Lexington, S.C.)
 Brad Owens (7th season • Anderson (S.C.) '06)
 Travis Johnston (6th season • Clemson '01)
 Mike Wilson (4th season • Clemson '02)
 Chas Williams (Jr. • Taylors, S.C.)
 Lukas Daniel (So. • Hemingway, S.C.)
 Ethan Forbes (So. • Manning, S.C.)
 Zach Leal (Jr. • Rancho Cucamonga, Calif.)
 Dennis Love (5th season • Catawba '00)
 Mike Echols (13th season • Clemson '85)
 Brian Hennessy (16th season • Clemson '98)

* - includes three years (2003-05) as an assistant coach

ALPHABETICAL

#	Player	Pos.	Cl.
42	Clay Bates	RHP	Jr.
13	Jay Baum	INF/OF	Jr.
37	Alex Bostic	LHP	Fr.
30	Garrett Boulware	C/OF	Jr.
36	Matt Campbell	RHP	Sr.
5	Joe Costigan	OF	Sr.
6	Andrew Cox	OF/1B	RFr.
44	Matthew Crownover	LHP	So.
9	Steven Duggar	OF	So.
10	Mike Dunster	2B/3B	Sr.
33	Zack Erwin	LHP	So.
23	Daniel Gossett	RHP	Jr.
11	Shane Kennedy	1B	Sr.
19	Brody Koerner	RHP	So.
3	Tyler Krieger	INF	So.
39	Jake Long	RHP	Jr.
48	Garrett Lovorn	RHP	RFr.
12	Jon McGibbon	1B	Sr.
20	Drew Moyer	RHP	Fr.
25	Chris Okey	C	Fr.
21	Kevin Pohle	RHP	Jr.
32	Clate Schmidt	RHP	So.
18	Tyler Slaton	OF	Jr.
22	Wales Toney	RHP	RFr.
35	Mike Triller	OF	So.
4	Eli White	INF	Fr.
17	Steve Wilkerson	INF	Sr.
8	Weston Wilson	3B	Fr.

PRONUNCIATIONS

#	Name	Pronunciation
29	Jackson Campana	cam-PAN-uh
9	Steven Duggar	DUH-guhr
49	Stephen Faris	FAYR-ihs
1	Malee Gibson	muh-LEEK
19	Brody Koerner	KUHR-nuhr
3	Tyler Krieger	KREE-guhr
2	Bradley LeCroy	luh-CROY
48	Garrett Lovorn	luh-VOHRN
24	Dan Pepicelli	peh-pih-SEH-lee
21	Kevin Pohle	POHL-ee
18	Tyler Slaton	SLAYT-ihn
22	Wales Toney	WAYLZ
	Chas Williams	CHAZ

NON-LETTERMAN ROSTER

NUMERICAL

#	Player	Pos.	B-T	Hgt	Wgt	Cl.	Exp.	Hometown	Previous School
1	Maleeke Gibson	OF	L-L	5-10	165	So.	1VL	Sumter, S.C.	Thomas Sumter Academy
15	Glenn Batson	3B/1B	R-R	6-3	210	Fr.	HS	Greenville, S.C.	Greenville HS
26	Reed Rohlman	OF	L-L	6-1	210	Fr.	HS	Moore, S.C.	James F. Byrnes HS
29	Jackson Campana	RHP	R-R	6-6	235	So.	1VL	Charlotte, N.C.	Providence Senior HS
40	Kyle Schnell	RHP	R-R	6-2	180	Jr.	1VL	Alpharetta, Ga.	Lake Sumter (Fla.) CC
43	Patrick Andrews	RHP	R-R	6-4	235	Jr.	2VL	Hilton Head Island, S.C.	Hilton Head Prep School
47	Tucker Burgess	RHP	R-R	6-3	190	Fr.	HS	Liberty, S.C.	Easley HS

ALPHABETICAL

#	Player	Pos.	Cl.
43	Patrick Andrews	RHP	Jr.
15	Glenn Batson	3B/1B	Fr.
47	Tucker Burgess	RHP	Fr.
29	Jackson Campana	RHP	So.
1	Maleeke Gibson	OF	So.
26	Reed Rohlman	OF	Fr.
40	Kyle Schnell	RHP	Jr.