

2013 TIGER BASEBALL

#25 Clemson (40-22)



Clemson's NCAA Tournament History

The 2013 season marked Clemson's 38th trip to the NCAA Tournament dating back to the 1947 season. That year, Clemson actually advanced to the Final Eight of the NCAA Tournament, but it is not considered a College World Series season, because only two teams went to the CWS in those days.

Clemson won the 1947 District III Tournament in Charlotte by coming through the losers' bracket. The Tigers, coached by Randy Hinson, lost in the first round to Alabama 8-2, then came back with a win over Auburn and two wins over Alabama to advance. Clemson's season ended when Yale, led by future President George H.W. Bush, defeated the Tigers in New Haven, CT by a score of 7-3. Bush was 1-for-3 as the starting first-baseman.

Clemson made its first trip to Omaha and the College World Series in 1958 when the Tigers again came through the losers' bracket. After losing to Florida in the first round, Clemson came back to defeat George Washington, Florida State, and Florida twice to advance under first year Head Coach Bill Wilhelm. Clemson defeated Florida 15-14 and 3-1 on June 9 to advance. Harold Stowe struck out 17 in that second game on June 9, and that is still a Clemson record for strikeouts in an NCAA Tournament game.

The Tigers advanced to Omaha in 1959, this time with three wins (one over Georgia Tech and two over Florida State). One of the wins over the Seminoles was a 24-2 victory at Gastonia, NC. That tally is still tied for the most runs scored by Clemson in an NCAA Tourney game.

The Tigers did not advance to Omaha again until 1976. In fact, Clemson made just one NCAA Tournament appearance between 1960 and 1974. That was in 1967 when Clemson reached the Regional Championship but lost to Auburn 6-5.

Clemson made it to Omaha three out of five years between 1976-80. Clemson won a regional in Columbia, SC in 1976 with three straight wins, then came through the losers' bracket in Miami (FL) in 1977 to advance to Omaha. The 1980 season was the first year Clemson played host to a regional, as Clemson swept three games by scoring 45 runs, including 17 in a 17-12 win over South Carolina.

Clemson has been to the NCAA Tournament every year since 1987 except one (2008). The Tigers have been to the

NCAA Tournament 26 of the last 27 years and has won at least one NCAA Tournament game in each of those 26 appearances, which is tied for the fourth-longest streak in NCAA history. Clemson also made College World Series trips in 1991, 1995, 1996, 2000, 2002, 2006, and 2010.

NCAA Tournament Appearances

Rk	Team	App.
1.	Texas	55
2.	Florida State	51
3.	Miami (FL)	42
4.	Oklahoma State	39
5.	Clemson	38
6.	Arizona State	36
	Southern California	36
8.	Cal State Fullerton	35
	Oklahoma	35
10.	Saint John's	34

Consecutive NCAA Tournament Appearances

Rk	Team	App.	Years
1.	Miami (FL)	41	1973-13
2.	Florida State	36	1978-13
3.	Cal State Fullerton	22	1992-13
4.	Clemson	21	1987-07
5.	Oklahoma State	19	1981-99
	Rice	19	1995-13
7.	Texas	18	1979-96
8.	Louisiana State	17	1989-05
9.	Northern Colorado	15	1952-66
	Oral Roberts	15	1998-12

Consecutive NCAA Tournament Appearances With a Win

Rk	Team	Streak	Start	*End
1.	Texas	36	1972	-----
2.	Cal State Fullerton	35	1975	-----
3.	Florida State	29	1985	-----
4.	Clemson	26	1987	-----
	Oklahoma State	26	1978	2009
6.	Louisiana State	24	1986	-----
7.	North Carolina	21	1983	-----
8.	South Carolina	21	1984	-----
9.	Notre Dame	19	1956	2005
10.	Miami (FL)	18	1993	2011

* - last year of streak

CLEMSON POSITION STARTERS

Pos.	#	Player	B-T	Cl.	G-S	Avg.	HR	RBI	Notes
C	30	Garrett Boulware	R-R	So.	61-60	.308	8	45	Led the team in homers and RBIs
1B	12	Jon McGibbon	L-L	Jr.	58-58	.285	0	37	Was 25-for-59 (.424) in his last 18 games
2B	17	Steve Wilkerson	S-R	Jr.	59-58	.291	4	37	Had a team-high 16 doubles and 10 stolen bases
SS	3	Tyler Krieger	S-R	Fr.	62-62	.257	0	27	Had a .958 fielding percentage
3B	13	Jay Baum	R-R	So.	52-38	.228	0	8	Had 10 stolen bases
LF	18	Tyler Slaton	L-L	So.	59-45	.263	0	13	Had five outfield assists
CF	4	Thomas Brittle	L-L	*Sr.	61-61	.264	2	26	Had 19 stolen bases
RF	9	Steven Duggar	L-R	Fr.	62-62	.300	2	30	Had 15 steals and a team-high nine outfield assists
DH	11	Shane Kennedy	R-R	Jr.	62-62	.317	5	35	Led team in runs (47), on-base % (.408), steals (22)

CLEMSON STARTING PITCHERS

Pos.	#	Pitcher	Cl.	GP-S	ERA	W-L	CG	IP	H	R	ER	BB	SO
LHP	44	Matthew Crownover	Fr.	15-14	2.19	7-3	0	70.0	64	19	17	17	45
RHP	23	Daniel Gossett	So.	16-16	2.56	10-4	1	98.1	78	40	28	38	91
RHP	20	Scott Firth	Sr.	19-6	3.23	6-5	0	61.1	63	30	22	18	41
RHP	32	Clate Schmidt	Fr.	16-11	5.34	3-4	0	55.2	82	39	33	26	25

2013 RESULTS

Date	Day	Opponent (Rk)	W-L	Score
2-15	Fri.	William & Mary	W	2 - 0
2-16	Sat.	William & Mary	L	2 - 11
2-17	Sun.	William & Mary	W	12 - 2
2-23	Sat.	Wright State ⁽¹⁾	W	5 - 3
2-23	Sat.	Wright State ⁽²⁾	W	6 - 0
2-24	Sun.	Wright State	W	7 - 0
2-27	Wed.	Winthrop	L ⁽¹¹⁾	2 - 3
3-1	Fri.	South Carolina (7-7-8)	L	0 - 6
3-2	Sat.	# South Carolina (7-7-8)	W	6 - 3
3-3	Sun.	at South Carolina (7-7-8)	L	0 - 8
3-6	Wed.	Wofford	W	9 - 2
3-8	Fri.	* at N.C. State (9-8-14)	W	10 - 5
3-9	Sat.	* at N.C. State (9-8-14)	W	7 - 4
3-10	Sun.	* at N.C. State (9-8-14)	L	1 - 4
3-13	Wed.	Charleston Southern	W	3 - 1
3-15	Fri.	* Virginia (22-12-13)	L ⁽¹¹⁾	5 - 6
3-16	Sat.	* Virginia (22-12-13)	W	7 - 6
3-17	Sun.	* Virginia (22-12-13)	L	5 - 8
3-19	Tue.	Morehead State	W	10 - 5
3-20	Wed.	Morehead State	W	5 - 2
3-22	Fri.	* Duke	W	7 - 0
3-23	Sat.	* Duke ⁽¹⁾	W	8 - 4
3-23	Sat.	* Duke ⁽²⁾	L	1 - 13
3-26	Tue.	at Georgia	W	9 - 1
3-27	Wed.	Georgia	L	3 - 5
3-30	Sat.	* at North Carolina (1-1-1)	L	3 - 10
3-31	Sun.	* at North Carolina ⁽¹⁾ (1-1-1)	L	2 - 6
4-1	Mon.	* at North Carolina (1-1-1)	W ⁽¹¹⁾	5 - 4
4-3	Wed.	Gardner-Webb	W	4 - 1
4-5	Fri.	* at Boston College	W	7 - 5
4-6	Sat.	* at Boston College	W	9 - 2
4-7	Sun.	* at Boston College	W	1 - 0
4-9	Tue.	at Western Carolina	W	12 - 9
4-10	Wed.	Presbyterian College	W	5 - 4
4-12	Fri.	* Wake Forest	W	8 - 2
4-13	Sat.	* Wake Forest	W	1 - 0
4-14	Sun.	* Wake Forest	W ⁽¹¹⁾	6 - 4
4-19	Fri.	* at Miami (FL)	W	1 - 0
4-20	Sat.	* at Miami (FL)	L	1 - 2
4-21	Sun.	* at Miami (FL)	L	0 - 7
4-24	Wed.	Western Carolina	W	12 - 1
4-26	Fri.	* Georgia Tech ⁽¹⁾ (20-21-19)	W	11 - 3
4-26	Fri.	* Georgia Tech ⁽²⁾ (20-21-19)	W ⁽¹¹⁾	4 - 3
4-27	Sat.	* Georgia Tech (20-21-19)	L	9 - 14
5-4	Sat.	* Maryland	L	2 - 7
5-6	Mon.	* Maryland ⁽¹⁾	W	3 - 2
5-6	Mon.	* Maryland ⁽²⁾	W	9 - 5
5-8	Wed.	# at Furman ⁽¹⁾	W	14 - 2
5-8	Wed.	# at Furman ⁽²⁾	W	12 - 2
5-10	Fri.	Georgia Southern	W	7 - 1
5-11	Sat.	Georgia Southern	W	7 - 0
5-12	Sun.	Georgia Southern	W	11 - 6
5-14	Tue.	USC Upstate	W	8 - 7
5-16	Thu.	* at Florida State (9-9-8)	W	8 - 2
5-17	Fri.	* at Florida State (9-9-8)	L	1 - 2
5-18	Sat.	* at Florida State (9-9-8)	L	1 - 6
5-22	Wed.	+ N.C. State (9-10-9)	L	3 - 6
5-24	Fri.	+ North Carolina (6-3-5)	L ⁽¹⁴⁾	7 - 12
5-25	Sat.	+ Miami (FL)	L	0 - 7
5-31	Fri.	\$ Liberty	L	3 - 8
6-1	Sat.	\$ Saint Louis	W	10 - 2
6-2	Sun.	\$ Liberty	L	1 - 3

* - ACC regular-season game; # - Greenville, SC (Fluor Field); + - ACC Tournament at Durham, NC; \$ - NCAA Regional at Columbia, SC; ^ - due to inclement weather, game was completed on Apr. 1; Note: Home games in **bold**; rankings by **Baseball America**, **Collegiate Baseball**, **USA Today**.



QUICK FACTS

Nickname:	Tigers
Location:	Clemson, SC 29633
Colors:	Clemson Orange & Regalia
Founded:	1889
Enrollment:	19,911
President:	James F. Barker (Clemson '70)
Athletic Director:	Dan Radakovich (Indiana (PA) '80)
Conference:	Atlantic Coast (Atlantic Division)
Facility (Capacity):	Doug Kingsmore Stadium (6,016)
Year Opened:	1970
Dimensions:	LL - 320, LC - 370, C - 400, RC - 370, RL - 330
Record Crowd:	6,480 (March 7, 2004 vs. South Carolina)
Head Coach:	Jack Leggett (Maine '76)
Record at Clemson:	.887-426-1 (20 seasons)
Overall Record:	1264-716-1 (34 seasons)
Assistant Coaches:	Dan Pepicelli (SUNY Cortland '90) Bradley LeCroy (Clemson '01) John Hinson
First Year of Baseball:	1896
Seasons of Baseball:	116
All-Time Overall Record:	2641-1466-30
All-Time ACC Regular-Season Record:	734-384-4
All-Time ACC Tournament Record:	103-65
All-Time NCAA Tournament Record:	113-83
All-Time Regional & Super Regional Record:	101-59
All-Time College World Series Record:	12-24
ACC Championships:	14 (1954,58,59,67,76,78-81,89,91,93,94,06)
NCAA Tournament Appearances:	38 (1947,50,58,59,67,75-81,87-07,09-13)
College World Series Appearances:	12 (1958,59,76,77,80,91,95,96,00,02,06,10)
All-Americans:	53
First-Team All-ACC Players:	98

MEDIA SERVICES

Clemson Media Relations

Baseball Contact:	Brian Hennessy (Clemson '98)
Email:	bhennes@clemson.edu
Office Phone:	(864) 656-1921
Cell Phone:	(864) 986-9046
Press Box Phone:	(864) 656-7731
Ticket Office Phone:	1-800-CLEMSON
Website:	ClemsonTigers.com
Twitter:	@CUTigerBaseball
Instagram:	CUTigerBaseball



ACC Media Relations

Steve Phillips is the baseball media relations contact at the ACC office. He can be reached at (336) 851-6062 or via email at sphillips@theacc.org.

Credentials

Members of the working press who desire a media credential to a Clemson baseball home game should contact Brian Hennessy at (864) 656-1921. There is space for 18 writers in the Doug Kingsmore Stadium press areas, plus booths for each team's radio network. Season credentials are issued. Credentials on a game-by-game basis are also issued. Members of the media must request a pass at least one day prior to each game/series to ensure admittance.

Interview Policy

Head Coach Jack Leggett can be reached in the baseball office in Jervy Athletic Center at (864) 656-1921. The best time to contact Leggett in the office is weekdays from 9:00 AM to 11:00 AM.

Contact Associate SID Brian Hennessy and accommodations can be made to interview coaches and players. The locker room is closed to the media following games, therefore, postgame interviews are conducted outside the Clemson (first-base) dugout. See the opposing SID for opponent interview procedures.

Tigers on the Web

Up-to-date stats, releases, game notes, game stories, and boxscores can be found on Clemson's official athletic website (ClemsonTigers.com). Live webcasts, live audio, and live stats can also be accessed on the baseball schedule page.

College World Series Appearances

Rk	Team	App.
1.	Texas	34
2.	Miami (FL)	23
3.	Arizona State	22
4.	Florida State	21
	Southern California	21
6.	Oklahoma State	19
7.	Arizona	16
	Cal State Fullerton	16
	Louisiana State	16
	Stanford	16
11.	Clemson	12
12.	South Carolina	11
13.	North Carolina	10
	Northern Colorado	10
	Oklahoma	10

Overall, Clemson has been to a regional in 38 seasons (including 2013), fifth-most all-time. Clemson's all-time record in NCAA Tournament play is 113-83, a 57.7 winning percentage.

Clemson is 68-43 (.613) under Head Coach Jack Leggett in NCAA Tournament play, including a 40-9 record (.816) in home NCAA Tourney games. Leggett has taken Clemson to a regional 19 times in the 20 years he has been Clemson's head coach, and the Tigers have advanced to the College World Series six times. Leggett has also taken Clemson to a super regional nine of the 15 years that format has been in existence.

Clemson's College World Series Seasons

Year	Site	W-L	Clinched Win vs.	CWS
1958	Gastonia, NC	4-1	Florida, 3-1	1-2
1959	Gastonia, NC	3-0	Florida State, 5-0	1-2
1976	Columbia, SC	3-0	Furman, 6-2	1-2
1977	Miami, FL	3-1	Miami (FL), 10-9	1-2
1980	Clemson, SC	3-0	South Carolina, 17-12	0-2
1991	Orono, ME	4-0	Maine, 13-5	0-2
1995	Clemson, SC	4-0	Alabama, 7-4	0-2
1996	Clemson, SC	4-0	Tennessee, 12-5	2-2
2000	Clemson, SC	5-0	Mississippi State, 9-4	1-2
2002	Clemson, SC	5-1	Arkansas, 7-4	2-2
2006	Clemson, SC	5-0	Oral Roberts, 6-5	1-2
2010	Auburn, AL; Clemson, SC	5-2	Alabama, 8-6	2-2

Tigers Earned 38th NCAA Tournament Bid

Clemson played in its 38th all-time NCAA Regional when it played in the Columbia (SC) Regional from May 31 to June 2 at Carolina Stadium. The 38 appearances are fifth-most in NCAA history, trailing only Texas (55), Florida State (51), Miami (FL) (42), and Oklahoma State (39).

Columbia Regional Recap

The Tigers played in the 2013 Columbia Regional and went 1-2, finishing in third place behind regional champion South Carolina (3-0) and second-place Liberty (2-2). Clemson Saint Louis 10-2, but lost both of its games against the Flames.

Clemson batted .229 with a .343 slugging percentage and .289 on-base percentage in its three regional games. The team also totaled 14 runs, 24 hits, three doubles, three homers, seven walks, and one steal. Shane Kennedy (DH/UT) earned all-tournament honors as well.

Clemson's NCAA Tournament Leaders

Steven Duggar led the Tigers in the Columbia Regional by going 6-for-13 (.462) with two doubles and two RBIs in three games. Shane Kennedy went 4-for-13 (.308) with one homer and two RBIs, while Steve Wilkerson hit two homers with five RBIs. In 3.2 innings pitched over two relief appearances, Kyle Schnell allowed just two hits and no runs.

Worth Noting

• Only 17 of the 35 players on Clemson's roster played in a game in a Tiger uniform prior to 2013.

- Clemson was 19-3 when scoring in the first inning and 29-5 when scoring first.
- Clemson was 34-4 when scoring at least four runs and 28-2 when scoring at least six runs.
- Clemson was 30-3 when it outthit the opposition and 10-19 when it did not outthit the opposition.
- Clemson was 17-4 when committing no errors and 23-18 when committing at least one error.
- Clemson had five walkoff hits, tied for most in a season under Head Coach Jack Leggett. Each of the last four walkoff hits were by freshmen, Tyler Krieger (2), Kevin Bradley (1), and Steven Duggar (1).
- Four Tiger freshmen, Matthew Crownover, Zack Erwin, Brody Koerner, and Clate Schmidt, combined to start 36 of Clemson's 62 games (58 percent) on the mound. Clemson had a 24-12 record in those 36 games.

Polls

The Tigers ended the year ranked #25 in the nation in the final USA Today coaches poll after going 1-2 in three games in the Columbia (SC) Regional. The Tigers were unranked in the final Baseball America rankings and Collegiate Baseball poll.

Clemson has had at least one final top-25 ranking in 16 of Jack Leggett's first 20 seasons as head coach in Tigertown. The Tigers have also been ranked #1 for 20 weeks by at least one of the three major polls under Leggett. Their last #1 ranking came on February 12, 2007 by both Baseball America and Collegiate Baseball.

Clemson has had at least one weekly top-25 ranking during all 20 of Leggett's 20 seasons as well.

ACC Standings

The Tigers finished in third place in the ACC Atlantic Division standings with an 18-12 league record. Florida State finished in first place in the division with a 20-10 record, while N.C. State was second at 19-10. North Carolina finished atop the ACC Coastal Division standings as well as the overall ACC standings at 21-7.

In the overall ACC standings, Clemson finished in fifth place. It was the 19th time in 20 seasons under Head Coach Jack Leggett that the Tigers had a winning league record.

Clemson #7 in the Nation in Average Home Attendance

A total of 147,296 fans were in attendance for Clemson's 31 home dates in 2013, an average of 4,751 per date. That figure was #7 in the nation and best in the ACC in 2013. It was also the second-best figure in Tiger history for a season. Through the 2013 season, Clemson has had a top-20 national figure in attendance for 20 straight seasons and a top-10 national figure in attendance for 12 years in a row.

2013 National Leaders in Average Home Attendance

Rk	School	Dates	Total	Avg.
1.	Louisiana State	43	473,298	11,007
2.	Arkansas	30	250,055	8335
3.	Mississippi	30	239,909	7997
4.	Mississippi State	37	281,840	7617
5.	South Carolina	35	260,605	7446
6.	Texas	32	185,400	5794
7.	Clemson	31	147,296	4751
8.	Florida State	40	183,770	4594
9.	Texas A&M	33	149,263	4523
10.	Creighton	22	88,916	4042

Note: Through games of June 25; figures are unofficial.

Clemson Single-Season Attendance Bests

Rk	Year	Dates	Total	Avg.
1.	2007	34	163,537	4810
2.	2013	31	147,296	4751
3.	2006	39	184,946	4742
4.	2009	36	170,156	4727
5.	2010	35	164,285	4694

Note: Through games of June 25.

30

That's how many of Clemson's 62 games were against teams that played in the 2013 NCAA Tournament, which equates to 48 percent. Clemson had a 12-18 record against teams in the field. The Tigers played 10 different teams that were in the NCAA Tournament.

Clemson played three of the eight national seeds in North Carolina, Virginia, and Florida State for a total of 10 games. The Tigers were 3-7 in those 10 contests. The Tigers were 6-11 against #1 seeds, 3-4 against #2 seeds, 2-3 against #3 seeds, and 1-0 against #4 seeds.

NCAA Stat Finishes

Clemson finished in the top 25 in the nation in two statistical categories in 2013. The Tigers were 16th in stolen bases (111) and 25th stolen bases per game (1.79).

Clemson's Top-25 NCAA Stat Finishes

Team	Category	Stat	Rank
Clemson	Stolen Bases	111	16
Clemson	Stolen Bases/Game	1.79	25

Strength of Schedule #13

In 2013, Clemson had an unofficial strength of schedule of #13 according to WarrenNolan.com. There were 298 schools that played Division I baseball in 2013.

Winning Seasons the Norm

The Tigers have had a winning record every year since 1965. And with its 40-22 record in 2013, Clemson had a winning record for the 49th season in a row. That 49-year streak spans just two head coaches, Bill Wilhelm (29 seasons) and Jack Leggett (20 seasons).

Clemson's 49-year streak with a winning record is the third-longest active streak in the nation, trailing two other ACC schools. Florida State has had a winning record in each of the last 66 seasons dating to the program's inception in 1948. Miami (FL) is second with a 56-year streak.

Clemson has also had a non-losing record, which includes seasons with equal number of wins and losses, every season since 1958, a year after going 6-12 in 1957. Wilhelm took over as head coach of the Tiger program in 1958, therefore the Tigers have not had a losing record since he took over. Clemson had a 13-13 record in 1964.

The Tigers' 56-year streak of non-losing records is tied for the second-longest active streak in the nation, trailing only Florida State (66), while Clemson is tied with Miami (FL).

Longest Active Winning Season Streaks

Rk	School	LNWS	W-L	Streak
1.	Florida State	-----	-----	66
2.	Miami (FL)	1957	11-12	56
3.	Clemson	1964	13-13	49
4.	Wichita State	1970	6-17	43
5.	Cal State Fullerton	-----	-----	39
6.	Oklahoma State	1977	16-28	36
7.	Georgia Tech	1981	14-24	32
	Louisiana State	1981	23-30	32
9.	Arizona State	1985	31-35	28
10.	Rice	1991	16-34	22

LNWS - last non-winning season

Tigers Rode 11-Game Winning Streak

Saddled with a 16-11 overall record and 5-6 ACC mark, Clemson broke through with a dramatic 5-4 win in 11 innings at #1 North Carolina on April 1. That victory started Clemson's 11-game winning streak, its longest winning streak since winning 17 consecutive games in 2006 from April 22 to May 25.

During the 11-game winning streak, which saw the Tigers win six games on the road and eight ACC contests, Clemson hit .289 with a .372 on-base percentage thanks to 54 walks against only 58 strikeouts. The Tigers averaged just 5.4 runs per game during the streak, but they were 5-0 in one-run games, 2-0 in two-run games, and 2-0 in three-run games,

meaning nine of the 11 wins were by three runs or less. The Tiger pitching staff had a 1.83 ERA and .214 opponents' batting average in those 11 contests as well.

From May 6-16, the Tigers had a nine-game winning streak as well.

Only Needed One

In a seven-game span from April 7-19, Clemson won three games by a score of 1-0. That was a remarkable feat in such a short period time considering those gave the Tigers just 30 all-time wins by a score of 1-0. Clemson won games by that score at Boston College on April 7, against Wake Forest at home on April 13, and at Miami (FL) on April 19 as a part of its 11-game winning streak.

The victory at Boston College was Clemson's first by a score of 1-0 since May 16, 2006, when the Tigers defeated College of Charleston at home.

Clemson's three 1-0 victories in April came in a seven-game span. In its previous 1,403 games (from March 5, 1992 to April 6, 2013), the Tigers had just three 1-0 wins.

The three 1-0 wins in one season tied the school record, previously established by the 1979 team. All three of the 1-0 wins in 2013 were in ACC regular-season games. Prior to 2013, Clemson had just two 1-0 wins in an ACC regular-season game in history. Those 1-0 ACC regular-season wins came at South Carolina in the first game of a doubleheader on May 7, 1968 and against Maryland at home on April 19, 1980.

Seven Wins in Seven Days

Clemson won seven games in seven days from May 6-12. The Tigers swept a pair of doubleheaders during the stretch, one over Maryland on May 6 and one at Furman on May 8. Clemson completed the week with a three-game sweep of Georgia Southern from May 10-12.

It marked the first time Clemson won seven games in a seven-day period since March 3-9, 1994. During that stretch, Clemson outscored the opposition 60-29.

Overall, Clemson has won at least seven games in seven days 14 times, but this was the first time Clemson did it in the month of May.

The first time it was accomplished came from March 14-19, 1970, when Head Coach Bill Wilhelm's team posted a 7-1 record in that six-day period. From February 24-28, 1982, a five-day period, Clemson had a 7-0 record and outscored the opposition 55-20. That is the only time Clemson has won seven games in five days.

The most wins in a seven-day period in Clemson history took place from March 1-7, 1987, when the Tigers posted an 8-1 record.

Seven Tiger Wins in Seven Days

Year	Dates	Days	W-L	Score
1970	March 14-19	6	7-1	37-22
1976	March 31 - April 6	7	7-0	53-22
1977	March 14-20	7	7-0	55-26
	March 22-27	6	7-0	54-20
1981	March 9-15	7	7-0	69-22
1982	February 24-28	5	7-0	55-20
1987	March 1-7	7	8-1	58-39
1989	March 28 - April 3	7	7-0	75-34
1991	April 2-8	7	7-0	71-23
	April 3-9	7	7-0	59-20
	April 4-10	7	7-0	55-18
1992	April 2-8	7	7-0	63-31
1994	March 3-9	7	7-0	60-29
2013	May 6-12	7	7-0	63-18

Tigers Led the ACC in Stolen Bases

Clemson led the ACC in stolen bases with 111 in 62 games, good for 1.8 steals per game. The Tigers finished one steal ahead of second-place N.C. State, who had 110 stolen bases. Clemson was also 16th in the nation in stolen bases. That is despite no Tiger totaling more than 22 steals in 2013. Five different Tigers, Shane Kennedy (22), Thomas

HEAD COACH JACK LEGGETT

Born: March 5, 1954 in Bangor, ME

Education: B.A. in physical education and minor in history at Maine (1976) ... master's in teacher education at Vermont (1980).

Playing Experience: Four-year letterman (baseball) at Maine (1973-76) ... three-year letterman (football) at Maine (1974-76).

Coaching Experience: Head coach at Vermont (1978-82) ... head coach at Western Carolina (1983-91) ... assistant head coach at Clemson (1992,93) ... head coach at Clemson (1994-13).

Family: Son, Tanner, and daughter, Colby ... wife, Karen.



Leggett's Clemson Head Coaching Record

Year	Overall	ACC	Finish	NCAA
1994 [^]	57-18	20-4	1st	Regional
1995	54-14	20-4	1st	CWS
1996	51-17	17-7	2nd	CWS
1997	41-23	13-10	4th	Regional
1998	43-16	14-9	T-2nd	Regional
1999	42-27	13-10	3rd	Super Regional
2000	51-18	17-7	2nd	CWS
2001	41-22	17-7	2nd	Super Regional
2002	54-17	16-8	4th	CWS
2003	39-22	15-9	T-3rd	Regional
2004	39-26	14-10	T-4th	Regional
2005	43-23	21-9	2nd	Super Regional
2006 [^]	53-16	24-6	*1st	CWS
2007	41-23	18-12	*2nd	Super Regional
2008	31-27-1	11-18-1	*4th	-----
2009	44-22	19-11	*2nd	Super Regional
2010	45-25	18-12	*T-1st	CWS
2011	43-20	17-13	*2nd	Regional
2012	35-28	16-14	*3rd	Regional
2013	40-22	18-12	*3rd	Regional

* - Atlantic Division; ^ - ACC Tournament Champion

Leggett's Head Coaching Record By School

School	Seasons	Years	W-L	Win %
Vermont	5	1978-82	75-61	.551
Western Carolina	9	1983-91	302-229	.569
Clemson	20	1994-13	887-426-1	.675
Totals	34	1978-91,94-13	1264-716-1	.638

Leggett vs. ACC as Clemson Head Coach

Team	Overall	Home	Away	Neutral
Boston College	18-6	8-4	10-2	0-0
Duke	46-16-1	25-5	20-9-1	1-2
Florida State	35-41	19-11	10-20	6-10
Georgia Tech	42-34	21-8	10-20	11-6
Maryland	52-10	27-3	22-7	3-0
Miami (FL)	14-11	8-4	4-5	2-2
North Carolina	32-31	14-13	14-13	4-5
N.C. State	46-25	22-7	15-15	9-3
Virginia	32-30	17-10	13-14	2-6
Virginia Tech	17-5	9-0	8-4	0-1
Wake Forest	45-21	25-5	17-13	3-3
Totals	379-230-1	195-70	143-122-1	41-38

Note: Includes records vs. teams as ACC members.

All-Time Winningest Division I Head Coaches

Rk	Head Coach	Current/Last School	Wins
1.	Gene Stephenson	Wichita State	1837
2.	* Augie Garrido	Texas	1788
3.	* Mike Martin	Florida State	1770
4.	* Mark Marquess	Stanford	1495
5.	Cliff Gustafson	Texas	1427
6.	* Jim Morris	Miami (FL)	1391
7.	Ron Polk	Mississippi State	1373
8.	Rod Dedeaux	Southern California	1342
9.	Bob Bennett	Fresno State	1300
10.	Ron Fraser	Miami (FL)	1267
11.	* Jack Leggett	Clemson	1264
12.	Jack Stallings	Georgia Southern	1255
13.	* Jim Gilligan	Lamar	1245
14.	Larry Cochell	Oklahoma	1235
15.	Jim Dietz	San Diego State	1230
16.	* Pete Dunn	Stetson	1228
17.	Richard Jones	Illinois	1214
18.	Bill Wilhelm	Clemson	1161
	Norm DeBriyn	Arkansas	1161

* - active; Note: Through games of June 25, 2013.

CLEMSON NOTES

2013 POLLS

Baseball America (Final)

Rk	Team
1.	UCLA
2.	Mississippi State
3.	North Carolina
4.	Oregon State
5.	Louisiana State
6.	N.C. State
7.	Indiana
8.	Louisville
9.	Vanderbilt
10.	Cal State Fullerton
11.	Virginia
12.	Florida State
13.	Kansas State
14.	South Carolina
15.	Oklahoma
16.	Rice
17.	Oregon
18.	Arkansas
19.	Virginia Tech
20.	Florida Atlantic
21.	Austin Peay
22.	Arizona State
23.	San Diego
24.	Oklahoma State
25.	Troy

Collegiate Baseball (Final)

Rk	Team
1.	UCLA
2.	Mississippi State
3.	North Carolina
4.	Oregon State
5.	N.C. State
6.	Indiana
7.	Louisiana State
8.	Louisville
9.	Vanderbilt
10.	Cal State Fullerton
11.	Virginia
12.	Florida State
13.	South Carolina
14.	Rice
15.	Kansas State
16.	Oklahoma
17.	Oregon
18.	Arkansas
19.	Arizona State
20.	Virginia Tech
21.	Cal Poly
22.	Oklahoma State
23.	Troy
24.	Florida Atlantic
25.	Central Arkansas

Brittle (19), Steven Duggar (15), Jay Baum (10), and Steve Wilkerson (10), had double-digit steals. Nine Tigers had at least six steals as well.

The team's season total made a drastic jump during the second half of the season. In the first 28 games, Clemson had 36 steals (1.3 per game). But in the last 34 games, the Tigers had 75 steals (2.2 per game).

The 111 stolen bases were the most by a Tiger team since 2000, when Clemson had 112 steals in 69 games.

Best Team ERA Since 1996

Clemson's 3.21 ERA in 2013 was its best mark since 1996, when the likes of righthanders Kris Benson and Billy Koch led the Tigers to the College World Series with a 3.03 ERA. Clemson had the 3.21 ERA despite not having a First-Team All-ACC pitcher. All 14 Tigers who made an appearance on the mound had a 5.34 ERA or better. The 3.21 ERA was also the second-best mark under Head Coach Jack Leggett.

Eight Shutouts

The Clemson pitching staff accumulated eight shutouts in 2013, its highest total since it had 10 shutouts in the 1996 season. Only one of the eight shutouts saw a Tiger pitch a complete game, therefore seven of the eight shutouts were team shutouts.

The school record for shutouts in a season is 11, set by the 1977 team. Clemson's eight shutouts in 2013 tied for fourth-most in Tiger history.

Tiger Freshmen Had 16 Wins

One of the keys to Clemson's 40-win season was the performance of the freshman pitchers. As a group, the five freshman hurlers (Jackson Campana, Matthew Crownover, Zack Erwin, Brody Koerner, Clate Schmidt) were a combined 16-10 for the season with a 3.55 ERA over 225.1 innings pitched. That equates to 40 percent of the team's wins and 40 percent of the team's innings pitched.

The 16 victories were fourth-most in Clemson history. The record is held by the 1997 freshmen that had a combined record of 27-13. Leading the way was Ryan Mottl, who had a 10-3 record, still the most wins by a Tiger freshman in one season.

The 1994 freshman staff, led by Kris Benson, had a 21-6 record, while the 1969 staff, led by Dave Van Volkenburg (9-4) and Rusty Gerhardt (7-3), was 19-8. The 2013 freshman group was fourth-best thanks to Crownover's 7-3 mark and Erwin's 5-2 record. Crownover's seven wins tied for fourth-most in Clemson history by a freshman.

Wins By a Clemson Freshman Class

Rk	Year	W-L	Top Winner
1.	1997	27-13	Ryan Mottl (10-3)
2.	1994	21-6	Kris Benson (7-3)
3.	1969	19-8	Dave Van Volkenburg (9-4)
4.	2013	16-10	Matthew Crownover (7-3)
5.	1977	14-4	Dave Woessner (5-2)
	1978	14-7	Mike Brown (9-2)
	1993	14-7	Jason Dawsey (5-2)
8.	1986	13-5	Alan Botkin (5-2)

Wins By Clemson Freshmen

Rk	Player	W-L	Year
1.	Ryan Mottl	10-3	1997
2.	Mike Brown	9-2	1978
3.	Scott Parrish	8-1	1981
4.	Matthew Crownover	7-3	2013
	Rusty Gerhardt	7-3	1969
	Jimmy Key	7-5	1980
	Kris Benson	7-3	1994

Pitching Staff's 13-Game Streak

Clemson allowed three earned runs or less in 13 straight games from February 17 to March 13. That 13-game streak included six games against top-10 teams (three games each against #7 South Carolina and #8 N.C. State), only one of which was at Doug Kingsmore Stadium. The 13-game streak

was Clemson's longest since 2006, when it had a 13-game streak from April 30 to May 25.

Five Tigers on All-ACC Academic Team

Clemson placed five players on the 2013 All-ACC Academic team. The five selections tied for second-most in the ACC behind Florida State, who had six selections. To be eligible for consideration, a student-athlete must have earned a 3.0 GPA for the previous semester and maintained a 3.0 cumulative GPA during his academic career.

Three Tigers earned All-ACC Academic honors for the second time, senior outfielder Thomas Brittle (community recreation, sport, & camp management), junior righthander Matt Campbell (community recreation, sport, & camp management), and senior righthander Jonathan Meyer (management). Freshman lefthander Matthew Crownover (communication studies) and freshman outfielder Steven Duggar (community recreation, sport, & camp management) were named to the All-ACC Academic team for the first time.

Firth Picked in Major League Draft

Senior righthander Scott Firth was the lone Tiger selected in the 2013 Major League Draft from June 6-8. He was taken with the #559 overall pick by the Colorado Rockies. Firth had a 6-5 record, four saves, and a 3.23 ERA in 61.1 innings pitched over 19 appearances (six starts) in 2013.

With the one selection, Jack Leggett has had a total of 96 players drafted in his 20 seasons as head coach at Clemson. A total of 18 of those 96 players were drafted twice, meaning a Tiger has been drafted 114 times in his tenure. Fourteen more Tigers have signed a free-agent contract as well.

2013 Tiger Draftees

#	Player	Pos.	Cl.	Rd	Pick	Team
20	Scott Firth	RHP	Sr.	19	559	Rockies

Five Tiger Players Received Degrees on May 10

Five Tiger players graduated on May 10 in commencement ceremonies in Littlejohn Coliseum, outfielder Thomas Brittle (community recreation, sport, & camp management), righthander Scott Firth (sociology), righthander Mike Kent (management), righthander Jonathan Meyer (management), and lefthander Joseph Moorefield (community recreation, sport, & camp management). Former Tiger players and 2013 Student Assistant Coaches Brad Chalk (sport management) and Stephen Faris (sport management) also graduated on May 10.

Three Tigers Named to All-ACC Team

Three Tigers were named Second-Team All-ACC in 2013, sophomore righthander Daniel Gossett, junior utility player Shane Kennedy, and junior infielder Steve Wilkerson. The team was compiled by a vote of the 12 ACC head coaches.

Gossett had a 10-4 record, 2.56 ERA, and .213 opponents' batting average along with 91 strikeouts against 38 walks in 98.1 innings pitched over 16 starts. Kennedy hit a team-best .317 with five homers, four triples, five doubles, 35 RBIs, 47 runs, a .408 on-base percentage, and 22 steals in his first season as a Tiger. Wilkerson, who was a Second-Team All-ACC selection in 2012, batted .291 with four homers, two triples, a team-high 16 doubles, 37 RBIs, and 10 steals.

Crownover, Duggar Earned Freshman All-America Honors

Lefthander Matthew Crownover and outfielder Steven Duggar both received freshman All-America honors by Collegiate Baseball. Clemson placed multiple players on a freshman All-America team for the first time since 2005, when Brad Chalk and Taylor Harbin both received freshman All-America accolades.

Crownover had a 7-3 record and a team-best 2.19 ERA along with 45 strikeouts against only 17 walks in 70.0 innings pitched over 15 appearances (14 starts) in 2013. In ACC games, he had a 3-2 record and an ACC-best 1.73 ERA.

2013 POLLS

USA Today (Final)

Rk	Team
1.	UCLA
2.	Mississippi State
3.	North Carolina
4.	Oregon State
5.	N.C. State
6.	Louisiana State
7.	Indiana
8.	Louisville
9.	Vanderbilt
10.	Cal State Fullerton
11.	Virginia
12.	South Carolina
13.	Florida State
14.	Kansas State
15.	Oregon
	Rice
17.	Oklahoma
18.	Arkansas
19.	Arizona State
	Virginia Tech
21.	Oklahoma State
22.	Florida Atlantic
23.	Georgia Tech
24.	Cal Poly
25.	Clemson

Weekly Rankings (Final)

Date	BA	CB	USA	W-L
Pre	---	---	---	2-1
2-18	---	---	NP	3-0
2-25	---	---	---	1-3
3-4	---	---	---	3-1
3-11	---	---	---	2-2
3-18	---	---	---	4-1
3-25	---	---	---	1-3
4-1	---	---	---	5-0
4-8	22	17	---	5-0
4-15	20	12	24	1-2
4-22	25	13	---	3-1
4-29	18	14	22	0-1
5-6	19	15	22	7-0
5-13	17	14	19	2-2
5-20	18	14	18	0-3
5-27	22	17	24	1-2
6-4	NP	---	NP	0-0
6-11	NP	---	NP	0-0
Final	---	---	25	
NP - no poll				

CLEMSON'S FINAL RANKINGS (1987-13)

Year	BA	CB	USA	Year	BA	CB	USA
1987	10	10	NP	2001	17	13	14
1988	15	21	NP	2002	3	3	3
1989	14	14	NP	2003	---	---	---
1990	---	---	NP	2004	---	---	---
1991	4	8	NP	2005	14	13	16
1992	7	10	NP	2006	5	5	5
1993	17	17	16	2007	15	12	13
1994	4	9	9	2008	---	---	---
1995	8	8	8	2009	16	15	14
1996	5	4	4	2010	10	4	4
1997	---	---	24	2011	21	21	16
1998	21	23	19	2012	---	---	---
1999	17	13	14	2013	---	---	25
2000	7	6	5				

CLEMSON NOTES

Dugger batted .300 with a team-high 75 hits, 10 doubles, two triples, two homers, 30 RBIs, 15 steals, and a team-high nine outfield assists. He was one of three Tigers to start all 62 games as well.

Leggett Leading a Consistent Winner

Head Coach Jack Leggett has an 887-426-1 (.675) record at Clemson in his 20th season. The late Bill Wilhelm has the most wins of any Tiger coach with 1,161 in 36 seasons (1958-93) at Clemson. Leggett's 887 wins are second-most in school history. No other Clemson coach has more than 70 wins while in Tigertown. Leggett earned win #800 as the leader of the Tiger program in Clemson's 12-0 victory over Gardner-Webb in the second game of a doubleheader on May 7, 2011.

Through Leggett's first 20 seasons at Clemson, he has 887 wins. Only five other programs (Florida State, Rice, Wichita State, Louisiana State, Cal State Fullerton) have more wins over that span from 1994-13. Leggett has also directed the Tigers to a winning record in ACC regular-season games in 19 of his 20 seasons as head coach at Clemson.

What makes Leggett's win total even more impressive is the fact that he has not shied away from playing stiff competition. Since 2004, when the strength of schedule ratings were first kept at WarrenNolan.com, Clemson's schedule has been one of the 17 toughest in the nation during all 10 seasons (2004 (#5), 2005 (#4), 2006 (#1), 2007 (#17), 2008 (#2), 2009 (#9), 2010 (#5), 2011 (#6), 2012 (#6), 2013 (#13)).

Leggett #11 on All-Time NCAA Wins List

Jack Leggett has 1,264 career wins in 34 seasons as a head coach. That victory total is #11 on the all-time NCAA Division I list. He is four wins shy of moving into sole possession of 10th place ahead of Ron Fraser, who had 1,267 career wins. Leggett reached the 1,200-win mark in Clemson's 4-2 win over Elon in Greenville, SC on March 21, 2012.

Leggett passed the late Bill Wilhelm, who is tied for 18th place with 1,161 wins in 36 seasons (1958-93) as Clemson's head coach, on April 6, 2011 in the Tigers' 12-3 win over Western Carolina. Leggett is also fifth in wins among active coaches.

Tigers Have 231 Top-25 Wins Under Leggett

In 20 seasons at Clemson, Head Coach Jack Leggett has 231 wins over teams ranked in the top 25 among his 887 total victories. Clemson defeated #7 South Carolina once, #8 N.C. State twice on the road, #12 Virginia once, #1 North Carolina once on the road, #19 Georgia Tech twice, and #8 Florida State once on the road earlier this season, giving him eight top-25 wins in 2013.

Below is a year-by-year chart of Leggett against top-25 ranked foes.

Leggett Against Top-25 Teams				
Year	Overall	Top 25	Top 10	Top 5
1994	57-18	19-12	10-4	7-3
1995	54-14	15-10	4-10	1-6
1996	51-17	13-10	7-3	5-2
1997	41-23	6-11	4-7	1-2
1998	43-16	8-5	4-2	0-1
1999	42-27	12-12	6-6	3-4
2000	51-18	14-13	11-10	6-7
2001	41-22	5-12	3-8	1-6
2002	54-17	19-13	10-11	6-8
2003	39-22	8-8	5-3	4-2
2004	39-26	9-16	6-8	0-3
2005	43-23	19-9	11-9	4-2
2006	53-16	26-9	7-6	2-2
2007	41-23	11-9	7-6	4-4
2008	31-27-1	3-17	0-13	0-12
2009	44-22	8-11	6-8	6-8
2010	45-25	13-12	7-7	2-7
2011	43-20	7-13	6-11	3-3
2012	35-28	8-12	6-9	4-5
2013	40-22	8-12	5-9	1-3
Totals	887-426-1	231-226	125-150	60-90

Tigers in Close Games Under Leggett

In 20 seasons at Clemson, Head Coach Jack Leggett has 161 one-run wins among his 887 total victories. Below is a year-by-year chart of Leggett in close games.

Leggett's Close Games					
Year	Overall	1-Run	2-Run	3-Run	Extra
1994	57-18	13-5	9-0	7-2	7-3
1995	54-14	8-4	6-2	6-3	3-1
1996	51-17	6-4	5-4	3-2	3-3
1997	41-23	9-6	1-2	5-0	1-3
1998	43-16	10-5	4-1	1-4	2-1
1999	42-27	12-6	4-6	4-5	2-3
2000	51-18	7-4	8-3	4-3	1-1
2001	41-22	5-5	3-3	9-2	4-1
2002	54-17	6-1	13-4	7-3	2-0
2003	39-22	7-2	8-3	3-4	4-1
2004	39-26	10-9	1-3	5-5	1-4
2005	43-23	7-9	3-2	5-2	2-0
2006	53-16	8-8	6-2	8-2	2-2
2007	41-23	12-7	3-5	8-6	4-1
2008	31-27-1	10-5	2-7	3-0	0-1-1
2009	44-22	9-7	4-4	7-6	4-1
2010	45-25	6-11	4-6	6-0	2-3
2011	43-20	1-9	5-2	5-2	1-0
2012	35-28	6-11	9-4	5-6	4-4
2013	40-22	9-4	5-2	5-3	3-3
Totals	887-426-1	161-122	103-65	106-60	52-36

Leggett To Be Inducted Into ABCA Hall of Fame

Head Coach Jack Leggett will be inducted into the American Baseball Coaches Association Hall of Fame on January 3, 2014 in Dallas, TX. Leggett will join six other inductees during ABCA's annual convention.

"It's a great honor to be recognized in this way," said Leggett. "It's a great compliment to all the players and coaches who I've worked with in the past. It's a culmination of a lot of hard work, both on and off the field. I want to thank everyone who has been involved along the way. I would like to accept this honor on behalf of The University of Vermont, Western Carolina University, and Clemson University."

Andrews Found Home in Bullpen

Sophomore righthander Patrick Andrews (Hilton Head Island, SC) started the season in the weekend rotation, but after his first start, he moved to the bullpen. After that move, he was one of the team's best pitchers. He gave up four runs on five hits in 3.0 innings pitched in his lone start against William & Mary on February 16. But in his 22 appearances after the move, all out of the bullpen, he was 1-0 with a team-best 2.08 ERA in 34.2 innings pitched. He gave up just 25 hits (.200 opponents' batting average) and nine walks with 22 strikeouts in those 22 relief outings.

On the season, Andrews was 1-1 with a 2.87 ERA and .217 opponents' batting average in 37.2 innings pitched over 23 appearances (one start). In ACC regular-season games, he pitched 14.1 innings over 10 relief appearances and allowed just 11 hits (.212 opponents' batting average), four runs (2.51 ERA), and three walks with eight strikeouts.

Baum Did the Little Things

Sophomore utility player Jay Baum (Alpharetta, GA) did the little things to contribute to Clemson's success in 2013. He had 10 stolen bases and five sacrifice bunts. Baum also made many highlight-reel plays at third base and had a .932 fielding percentage thanks to committing only eight errors in 117 chances.

Boulware Caught Fire

Sophomore catcher Garrett Boulware (Anderson, SC) entered the 2013 season with a .214 career batting average in 56 at-bats. But in 2013, he caught fire at the plate and was one of the team's best hitters. Boulware hit .308 with 12 doubles, one triple, eight homers, 45 RBIs, and 43 runs. He led the team in home runs, RBIs, and slugging percentage.

2013 TIGER TIDBITS

Clemson's Record...

In All Games	40-22
In Home Games	26-9
In Road Games	12-8
In Neutral Games	2-5
In All ACC Regular-Season Games	18-12
In Home ACC Regular-Season Games	10-5
In Road ACC Regular-Season Games	8-7
In All Non-ACC Regular-Season Games	21-5
In Home Non-ACC Regular-Season Games	16-4
In Road Non-ACC Regular-Season Games	4-1
In Neutral Non-ACC Regular-Season Games	1-0
In ACC Tournament Games	0-3
In NCAA Tournament Games	1-2
In February	5-2
In March	11-9
In April	14-3
In May	9-7
In June	1-1
On Monday	3-0
On Tuesday	4-0
On Wednesday	8-3
On Thursday	1-0
On Friday	9-5
On Saturday	10-8
On Sunday	5-6
After a Loss	11-10
Against Top-25 Teams	8-12
Against Top-10 Teams	5-9
Against Top-5 Teams	1-3
In Day Games	22-14
In Night Games	18-8
Against Lefty Starters	17-12
Against Righty Starters	23-10
In 1-Run Games	9-4
In 2-Run Games	5-2
In 3-Run Games	5-3
When Scoring First	29-5
When Scoring in the 1st Inning	19-3
When Leading at the End of 7 Innings	33-2
When Trailing at the End of 7 Innings	3-19
When Tied at the End of 7 Innings	4-1
When Leading at the End of 8 Innings	33-2
When Trailing at the End of 8 Innings	2-19
When Tied at the End of 8 Innings	5-1
In Extra Innings	3-3
When Scoring 5 or More Runs	32-4
When Allowing Less Than 5 Runs	32-5
When Out-Hitting Opponents	30-3
When Clemson Had 10 or More Hits	27-8
When Clemson Hit a Home Run	15-3
When Clemson Committed 0 or 1 Errors	31-13
When Wearing Camouflage Jerseys	1-0
When Wearing Orange Jerseys	11-5
When Wearing Purple Jerseys	15-8
When Wearing White Jerseys	13-9

Inning-By-Inning Scoring

Team	1	2	3	4	5	6	7	8	9	Ex.
Clemson	38	34	39	40	38	47	47	33	20	4
Opponents	27	22	33	25	31	30	42	23	19	7

2013 ACC Standings

Atlantic Division						
Rk	Team	ACC	Win %	GB	Overall	Win %
1.	Florida State	20 - 10	.667	----	47 - 17	.734
2.	N.C. State	19 - 10	.655	0.5	50 - 16	.758
3.	Clemson	18 - 12	.600	2.0	40 - 22	.645
4.	Maryland	11 - 19	.367	9.0	30 - 25	.545
5.	Wake Forest	9 - 20	.310	10.5	28 - 27	.509
6.	Boston College	4 - 25	.138	15.5	12 - 40	.231

Coastal Division						
Rk	Team	ACC	Win %	GB	Overall	Win %
1.	North Carolina	21 - 7	.750	----	59 - 12	.831
2.	Virginia	22 - 8	.733	----	50 - 12	.806
3.	Virginia Tech	15 - 14	.517	6.5	40 - 22	.645
4.	Georgia Tech	15 - 15	.500	7.0	37 - 27	.578
5.	Miami (FL)	14 - 16	.467	8.0	37 - 25	.597
6.	Duke	9 - 21	.300	13.0	26 - 29	.473

Note: Standings through games of June 21.

2013 TIGER HOME RUNS

#	Player ^(#)	Opponent (Date)	Inn.	Outs	H	A/L/R
1.	Kennedy ⁽¹⁾	William & Mary (2-15)	8	2	2	R
2.	Wilkerson ⁽¹⁾	Wright State (2-23) ⁽¹⁾	3	2	1	R
3.	Boulware ⁽¹⁾	* N.C. State (3-8)	5	1	3	L
4.	Boulware ⁽²⁾	* N.C. State (3-8)	9	1	1	R
5.	Brittle ⁽¹⁾	* N.C. State (3-9)	2	1	4	R
6.	Kennedy ⁽²⁾	* Virginia (3-15)	2	1	2	L
7.	Boulware ⁽³⁾	* Virginia (3-16)	3	0	1	L
8.	Boulware ⁽⁴⁾	Morehead State (3-19)	4	2	3	R
9.	Duggar ⁽¹⁾	Georgia (3-26)	1	0	2	R
10.	Boulware ⁽⁵⁾	Gardner-Webb (4-3)	1	1	2	R
11.	Boulware ⁽⁶⁾	Presbyterian College (4-10)	5	0	1	R
12.	Boulware ⁽⁷⁾	* Wake Forest (4-12)	1	2	1	R
13.	Duggar ⁽²⁾	* Wake Forest (4-14)	11	2	2	R
14.	Kennedy ⁽³⁾	* Maryland (5-4)	4	1	2	L
15.	Kennedy ⁽⁴⁾	* Furman (5-8) ⁽²⁾	2	0	1	L
16.	Bradley ⁽¹⁾	USC Upstate (5-14)	9	1	3	R
17.	Wilkerson ⁽²⁾	* Florida State (5-16)	1	1	1	R
18.	Brittle ⁽²⁾	* Florida State (5-16)	⁽¹⁾ 3	2	2	L
19.	Boulware ⁽⁸⁾	+ N.C. State (5-22)	9	1	1	R
20.	Wilkerson ⁽³⁾	\$ Saint Louis (6-1)	3	0	2	R
21.	Kennedy ⁽⁵⁾	\$ Saint Louis (6-1)	3	2	1	R
22.	Wilkerson ⁽⁴⁾	\$ Saint Louis (6-1)	4	2	3	R

* - ACC regular-season game; + - ACC Tournament at Durham, NC; \$ - NCAA Regional at Columbia, SC; * - Greenville, SC (Fluor Field); ^ - pitcher throws; ⁽¹⁾ - 1...solo, 2...2-run, 3...3-run, 4...grand slam; ⁽¹⁾ - inside-the-park home run; Note: **Bold** denotes a Clemson home game.

For his efforts, he was added to the Johnny Bench Award Watch List. He was also named a semifinalist for the Gregg Olson Award. That award goes to the "Breakout Player-of-the-Year."

At #8 N.C. State on March 8, Boulware erupted for two home runs, the first two long balls of his career. He went 4-for-5 with two homers, five RBIs, and three runs in Clemson's 10-5 win in Raleigh. His first homer of the game was a three-run shot that broke a 4-4 tie. It also came off lefthander Carlos Rodon.

Eight days later against #12 Virginia, he went 3-for-5 with a homer, triple, four RBIs, and two runs in Clemson's 7-6 win. With the score tied in the ninth inning, he stepped to the plate with the bases loaded and two outs. He delivered a walkoff single to the gap in right-center to give Clemson the dramatic victory.

Boulware was also named to the All-ACC Tournament team as the catcher. He went 4-for-13 (.308) with a homer and double in three games at Durham (NC) Bulls Athletic Park.

Boulware a Triple Threat

Catcher Garrett Boulware led the team in homers (8) and RBIs (45) and finished second on the team in batting average (.308) in 2013 a year after serving as a backup most of the 2012 season. He was only nine points out of first place on the team in batting average, while he led the team in homers by three and RBIs by eight.

No Tiger has won the team "Triple Crown" since 2009, when Ben Paulsen (.367 batting average, 13 homers, 61 RBIs) did so. However, Paulsen tied for the team lead in homers with Jeff Schaus. The last Tiger to win the team "Triple Crown" outright in all three categories was Khalil Greene (.470 batting average, 27 homers, 91 RBIs) in 2002. No Tiger catcher has ever won the team "Triple Crown."

For his efforts, Boulware received the Mitchell Award as Clemson's most valuable player.

Boulware Earned ACC Weekly Honor

Garrett Boulware received ACC Co-Player-of-the-Week honors for his performance in five games from March 19-23. It was the first time he won ACC Player-of-the-Week honors in his career. Boulware, who had multiple hits in four of the five games, went 8-for-16 (.500) with one homer, eight RBIs, three runs, and three walks to lead the Tigers to four wins.

Bradley's First Career Homer a Memorable One

Freshman utility player Kevin Bradley (Pennington, NJ) made a last-minute start at first base against USC Upstate on May 14 due to Jon McGibbon's illness. The switch-hitter only had two career RBIs entering the game, but he stepped up and played a big role in Clemson's 8-7 win.

With one out in the ninth inning and Clemson trailing 7-5, he hit the first pitch over the fence in left field for a three-run, walkoff homer. It was his first career home run, as he became the fifth Tiger in history and the first Tiger since 1988 to have his first career long ball be in walkoff fashion. It capped an outstanding game for Bradley, who went 2-for-3 with a homer, three RBIs, two runs, one walk, and one hit-by-pitch.

Brittle Broke Out

Senior outfielder Thomas Brittle (Cross, SC) was one of Clemson's most valuable players the past two seasons due to his ability to track down balls in centerfield and come up with clutch hits, including 2012 when he was a Second-Team All-ACC selection. In 2013, he kept up his level of production and had 44 runs and 19 steals. He also reached base via a hit or walk in each of the last 20 games, a season-long on-base streak by a Tiger.

Brittle did what no Tiger had done in years at #8 Florida State on May 16. With two outs in the third inning and a runner on base, he hit a liner to left-center. Centerfielder

Seth Miller made a diving attempt, but could not make the catch and the ball bounced well behind him. Brittle raced around the bases for an inside-the-park home run.

In his two seasons in a Tiger uniform, he hit .282 with 14 doubles, nine triples, four homers, 62 RBIs, 87 runs, a .378 on-base percentage and 34 steals in 119 games (117 starts).

Campbell Closed

Junior righthander Matt Campbell (Alpharetta, GA) was having an outstanding 2012 campaign before suffering a season-ending arm injury at Georgia Tech on April 27. He fully recovered from that injury and served as Clemson's pre-dominant closer in 2013, where he had a team-high seven saves in a team-tying-high 24 appearances, all in relief. In 28.0 innings pitched, he was 1-1 with a 4.82 ERA, a team-best .192 opponents' batting average, and 35 strikeouts against 13 walks.

In his three-year career, the hard-thrower is 3-3 with 11 saves, a 3.52 ERA, and .187 opponents' batting average in 76.2 innings pitched over 53 relief appearances. He has also totaled 89 strikeouts, good for a 10.45 strikeout-per-nine-innings-pitched mark.

Costigan One of the Top Tigers Off the Bench

Junior outfielder Joe Costigan (Naples, FL) made the most of his limited opportunities in 2013. He was 12-for-49 (.245) with five doubles, one triple, six RBIs, five runs, eight walks, one hit-by-pitch, and a .362 on-base percentage in 27 games (11 starts). Clemson had a 10-1 record in his 11 starts as well.

In the Boston College series in Chestnut Hill from April 5-7, he went 4-for-8 with three doubles, four RBIs, and a walk in three games (two starts) to help the Tigers to a sweep. In game-one, he hit a three-run double in the seventh inning in Clemson's 7-5 victory.

Crownover Coronation

Freshman lefthander Matthew Crownover (Ringgold, GA) made an immediate impact for the Tigers in 2013 just over a year after undergoing "Tommy John" surgery. He was Clemson's top midweek starter during the first half of the season and made his first-ever weekend start at #1 North Carolina on April 1, a game Clemson won 5-4 in 11 innings.

Crownover, who was a freshman All-American by **Collegiate Baseball**, was 7-3 with a team-best 2.19 ERA and .249 opponents' batting average. In 70.0 innings pitched over 14 starts and one relief appearance, he totaled 45 strikeouts against only 17 walks. Crownover became the first freshman to lead Clemson in ERA since 2003. In 42.2 innings pitched over his last eight starts, he was 4-3 and allowed just six earned runs (1.27 ERA).

Pitching away from home for the first time in his career and in his home state, he tossed 5.0 strong innings in a starting role at Georgia to earn the win in Clemson's 9-1 victory on March 26. He gave up just four hits, one run, and two walks with four strikeouts.

On April 7, he tossed 6.1 scoreless innings of four-hit ball to earn the win in Clemson's 1-0 victory at Boston College. In his next start against Wake Forest on April 13, he pitched 5.1 scoreless innings in the Tigers' 1-0 win. That gave him back-to-back victories in 1-0 Clemson wins.

For his leadership and perseverance, Crownover received the team's Tiger Baseball Award.

Crownover Led ACC in ERA in League Games

Matthew Crownover did what few freshmen in ACC history have done ... lead the ACC in ERA in league games. In 36.1 innings pitched over seven starts, he had a 1.73 ERA, allowing only seven earned runs. That included giving up only four combined earned runs in his last six starts in ACC regular-season games.

Crownover Named ACC Pitcher-of-the-Week

Freshman lefthander Matthew Crownover was named ACC Pitcher-of-the-Week on May 13 for his two starts the previous week. He earned two victories by tossing 13.0 scoreless innings, allowing just seven hits (six singles, one double), a .159 opponents' batting average, no runs, and four walks with 10 strikeouts.

In the second game of a doubleheader against Maryland on May 6, he pitched 6.0 scoreless innings of four-hit ball. Then on just four days rest against Georgia Southern on May 11, he pitched 7.0 scoreless innings of three-hit ball with eight strikeouts. Against the Eagles, he did not allow a baserunner to advance past second base.

Dugger Dug in in Right Field

Freshman outfielder Steven Dugger (Moore, SC) was the everyday starter in right field in 2013. And there was good reason why. Besides the fact that he was one of the team's most consistent hitters, he had a team-high nine outfield assists thanks to his strong right arm. He also had 124 putouts while committing only one error.

On the season, Dugger, who was a freshman All-American by **Collegiate Baseball**, hit .300 with 10 doubles, two triples, two homers, 30 RBIs, and 39 runs in starting all 62 games.

With the score tied 4-4 and two outs in the 11th inning against Wake Forest on April 14, he belted a two-run, walkoff homer to right field to give Clemson a 6-4 win. It was his first career long ball at Doug Kingsmore Stadium.

Erwin Emerged

Freshman Zack Erwin (Duluth, GA) was one of only three lefthanders on the 2013 team and was one of the team's top pitchers for Associate Head Coach Dan Pepicelli's pitching staff. In 60.0 innings pitched over 22 appearances (six starts), he was 5-2 with two saves, a 3.45 ERA, and .248 opponents' batting average. He gave up just 53 hits and 20 walks with 32 strikeouts.

Erwin earned his first career victory against #12 Virginia on March 16 in Clemson's dramatic 7-6 walkoff win. He pitched the final 5.0 innings and allowed just one hit, one run, and one walk with three strikeouts. Seven days later in the first game of a doubleheader against Duke, he tossed 4.1 scoreless innings in relief to earn the win.

In his first career start against Western Carolina on April 24 at Doug Kingsmore Stadium, he tossed 5.0 strong innings to earn the win. He gave up just four hits, one run, and one walk with four strikeouts against a team that entered the week in the top 10 in the nation in several offensive statistical categories.

Firth Made the Most of His Senior Season

Senior righthander Scott Firth (Buffalo Grove, IL) saw action as both a starter and reliever during his four seasons at Clemson. Earlier in 2013, he was in the weekend rotation. But during the middle of the season, he moved into the back end of the bullpen.

In 61.1 innings pitched over 13 relief appearances and six starts, Firth was 6-5 with four saves, a 3.23 ERA, and 41 strikeouts against only 18 walks. In his 13 appearances out of the bullpen, he allowed 23 hits (.250 opponents' batting average), seven earned runs (2.49 ERA), and nine walks with 18 strikeouts in 25.1 innings pitched.

In his best outing of the season, he entered a tight game at #1 North Carolina and pitched 4.2 scoreless innings of three-hit ball to earn the win in Clemson's 5-4 victory in 11 innings. In the eighth, 10th, and 11th innings, he stranded runners at second and third without allowing a run. That win started Clemson's 11-game winning streak.

In his four-year career, Firth had a 17-7 record with seven saves, a 2.94 ERA, and .256 opponents' batting average in 195.2 innings pitched over 75 appearances (17 starts).

Gibson Provided Late-Season Spark

Freshman outfielder Malee Gibson (Sumter, SC) came on late in the season to provide a spark in the Tiger lineup. He played 19 of the last 21 games with 15 starts and was 18-for-67 (.269) with 14 RBIs, 16 runs, and seven steals in those 19 games.

Overall, he hit .227 with three doubles, 16 RBIs, 20 runs, and eight stolen bases in 40 games (26 starts). In the doubleheader at Furman on May 8, he went 4-for-10 with four RBIs and three steals.

Gossett Led Rotation

In 2013, sophomore righthander Daniel Gossett (Lyman, SC) picked up where he left off in 2012 when he was the team's best pitcher during the latter stages of his freshman campaign. He became the first freshman righthander to lead Clemson in strikeouts since 1997 when he totaled 87 on the season.

In 2013, Gossett was the Friday starter for the weekend rotation. The Second-Team All-ACC selection was 10-4 with a 2.56 ERA and allowed only 78 hits (.213 opponents' batting average) and 38 walks with 91 strikeouts in 98.1 innings pitched over 16 starts.

Gossett earned the win at #8 N.C. State on March 8 in a head-to-head matchup with Carlos Rodon. In that game, he allowed just five hits and two earned runs with nine strikeouts in 6.2 innings pitched. Then at Miami (FL) on April 19, he pitched 7.0 scoreless innings of three-hit ball with 10 strikeouts to earn the win in Clemson's 1-0 victory. He also gave up just five hits and one run in 7.0 innings pitched to earn the win against #19 Georgia Tech and its high-powered offense on April 26.

In his career, Gossett is 16-7 with two saves, a 3.34 ERA, and .216 opponents' batting average along with 178 strikeouts in 175.1 innings pitched over 35 appearances (26 starts). His 9.14 strikeouts-per-nine-innings-pitched mark is ninth-best in school history.

Clemson Career Strikeouts Per Nine Innings Pitched Leaders

Rk	Player	Year(s)	K/9 IP
1.	Billy O'Dell	1952-54	12.29
2.	Billy Koch	1994-96	11.00
3.	Ken Vining	1994-96	10.35
4.	Kris Benson	1994-96	10.02
5.	Kevin Brady	2009-12	9.87
6.	Brian Barnes	1986-89	9.71
7.	D.J. Mitchell	2006-08	9.24
8.	Mike Holtz	1991-94	9.22
9.	Daniel Gossett	2012,13	9.14
10.	Damon Vincent	1961-63	9.00
	Charlie Watson	1965-67	9.00

Note: Minimum 100 innings pitched.

Gossett Recorded Double-Digit Wins

Daniel Gossett recorded his 10th win of the season in Clemson's 10-2 win over Saint Louis in the Columbia Regional on June 1. He became the first Tiger with double-digit victories in a season since 2002, when righthanders Matt Henrie and Steve Reba both totaled 13 wins. That means Clemson went 10 years in a row from 2003-12 without a Tiger registering 10 victories in a season.

Gossett became the 18th Tiger in history to record double-digit wins. Brian Barnes did it three times, while Andy Taulbee, Ryan Mottl, and Reba all did it twice. Therefore, it was the 23rd time in history that a Tiger registered double-digit victories in one season.

For his efforts, he received the 2013 Stowe Award as Clemson's most valuable pitcher. Gossett also received the team's Dedication Award for his outstanding work in the strength training room.

Gossett Held His Own on Fridays

In many head-to-head matchups on Fridays against some of the best starting pitchers in the ACC, Daniel Gossett held his own. In his 10 ACC starts, all in game-one of series,

2013 HONORS

#30 Garrett Boulware • C • So.

- Gregg Olson Award semifinalist
- Johnny Bench Award Watch List
- Mitchell Award winner (team most valuable player)
- All-ACC Tournament selection
- ACC Co-Player-of-the-Week (3-25)

#4 Thomas Brittle • OF • *Sr.

- All-ACC Academic team member

#36 Matt Campbell • RHP • Jr.

- All-ACC Academic team member

#44 Matthew Crownover • LHP • Fr.

- Freshman All-American by **Collegiate Baseball**
- All-ACC Academic team member
- Tiger Baseball Award winner (leadership)
- ACC Pitcher-of-the-Week (5-13)

#9 Steven Dugger • OF • Fr.

- Freshman All-American by **Collegiate Baseball**
- All-ACC Academic team member

#20 Scott Firth • RHP • Sr.

- 19th-round draft pick of the Colorado Rockies

#23 Daniel Gossett • RHP • So.

- Second-Team All-ACC selection
- Stowe Award winner (team most valuable pitcher)
- Dedication Award winner (team strength training)
- ACC Pitcher-of-the-Week (5-20)

#11 Shane Kennedy • INF/OF • Jr.

- Second-Team All-ACC selection
- Columbia (SC) Regional All-Tournament selection

#28 Jonathan Meyer • RHP • Sr.

- All-ACC Academic team member

#32 Clate Schmidt • RHP • Fr.

- Bob Bradley Award winner (team MVP of the three-game series against South Carolina)

#17 Steve Wilkerson • INF • Jr.

- Second-Team All-ACC selection
- Second-Team All-ACC by CollegeSportsMadness.com

ALL-TIME TIGER GRAND SLAMS

Date	Player	Opponent	Inn.
3-29-1946	Tom Castles	Duke	3
4-6-1946	Charlie Mimms	Georgia	5
3-30-1949	Frank Gillespie	Duke	1
4-8-1950	Luke Deanhardt	Rollins	6
4-15-1950	Ken Culberson	Davidson	6
5-1-1950	Ray Mathews	Furman	1
4-21-1951	Sam Morrow	The Citadel	1
4-15-1952	Wyman Morris	Wake Forest	7
4-19-1952	Fred Knoebel	The Citadel	4
4-17-1958	Bud Spiers	Wake Forest	5
3-27-1959	Ty Cline	Virginia	1
3-31-1959	Bob Dempsey	Adelphi	7
4-21-1962	Nicky Lomax	Georgia Tech ⁽²⁾	6
3-23-1964	Buddy Nixon	Yale	3
3-24-1964	Ben Marsella	Yale	6
4-11-1964	Ben Marsella	Georgia	4
3-26-1966	George Sutton	The Citadel	4
3-28-1966	Lawton Cowart	Ohio	3
5-13-1967	Buster Smith	Maryland	4
3-26-1968	Buster Smith	Furman	2
3-25-1969	Craig White	Massachusetts	2
3-29-1969	Craig White	Buffalo ⁽¹⁾	2
4-7-1969	Don Russell	Duke	2
4-11-1969	Don Russell	Virginia ⁽²⁾	4
3-25-1973	Smiley Sanders	Alabama	6
3-19-1974	Smiley Sanders	Florida	7
3-31-1974	Lin Hamilton	Duke	4
4-20-1974	Mike Pulaski	Wake Forest	4
3-25-1975	Brett Terrill	Marshall	5
4-26-1975	Greg Fahrney	Wake Forest	1
4-2-1976	Bill Foley	South Carolina	8
2-26-1977	Dave Caldwell	Columbus ⁽¹⁾	7
2-25-1978	Todd Freeman	Columbus ⁽²⁾	6
4-7-1979	Neil Simons	N.C. State	9
4-9-1979	Tim Teufel	Wake Forest	3
5-11-1979	Tony Masone	East Tennessee State	9
3-15-1980	Tim Teufel	Stetson	6
2-28-1981	Frank Russ	Florida State	2
3-24-1981	Bob Paulling	Ohio State	1
4-6-1981	Frank Russ	Erskine	9
4-8-1981	Coe Brier	Georgia	5
4-22-1982	Craig Roberson	Georgia Tech	9
4-16-1984	John Jay	Augusta	5
4-20-1984	Jay Fulton	Maryland	5
4-24-1984	Mark Biegert	Georgia	7
3-26-1985	Bert Heffernan	Georgia	5
3-12-1986	Steve Williams	Virginia	5
3-27-1986	Bill Spiers	Maryland	1
5-6-1986	Steve Baucom	Augusta	6
4-26-1987	Mike Milchin	North Carolina	7
5-15-1987	Mike Milchin	N.C. State	6
2-20-1988	Mike Milchin	Auburn	1
2-25-1988	Mike Couture	Georgia	1
5-22-1988	Mike Couture	Saint John's	1
5-7-1989	Jim Crowley	N.C. State	8
2-17-1990	Mike Couture	UNC Wilmington	4
3-19-1990	Eric Macrina	Ohio	7
3-3-1991	Jeff Miller	Louisiana-Lafayette	3
3-30-1991	Keith Williams	Columbus ⁽¹⁾	7
4-2-1991	Joe DeBerry	Furman	4
4-5-1991	Eric Macrina	North Carolina	6
5-25-1991	Joe DeBerry	Mississippi State	5
4-2-1992	Keith Williams	Winthrop	6
4-21-1992	Keith Williams	South Carolina	7
4-11-1993	Jeff Morris	N.C. State	8
4-13-1993	Joe Taylor	Western Carolina	1
5-16-1993	Keith Williams	Florida State	3
5-19-1993	Jeff Morris	N.C. State	8
5-15-1994	Mike Hampton	Georgia Tech	9
2-28-1996	Paul Galloway	Tennessee	10
4-7-1996	Matthew LeCroy	Wake Forest	6
5-12-1996	Gary Burnham	Georgia Tech	5
5-24-1996	Jerome Robinson	Old Dominion	6
3-9-1997	Matt Padgett	Coastal Carolina	2
4-9-1997	Gary Burnham	South Carolina	1
4-25-1997	Jason Embler	Georgia Tech	3
5-10-1997	Gary Burnham	California	4
3-6-1998	Kurt Bultmann	Stetson	5
5-14-1998	Bradley LeCroy	Georgia Tech	9

(continued on next page)

he was 7-2 with a 2.67 ERA and .225 opponents' batting average in 60.2 innings pitched. He had wins over #8 N.C. State, Duke, Boston College, Wake Forest, Miami (FL), #19 Georgia Tech, and #8 Florida State. He would have had another win against #12 Virginia, but with Gossett out of the game, the Tigers squandered a three-run lead in the ninth inning.

Top-ranked North Carolina touched Gossett up for eight runs on 10 hits in 3.0 innings pitched on March 30. In his nine other ACC starts, he was 7-1 with a 1.56 ERA and .197 opponents' batting average.

Gossett Delivered Goose Egg

Daniel Gossett delivered against Duke at Doug Kingsmore Stadium on March 22 when he did what no Tiger had done since 2008 ... pitch a shutout. In 9.0 innings pitched, he gave up just five hits, no runs, and no walks with three strikeouts in Clemson's 7-0 victory over the Blue Devils. He also retired the first 13 batters of the game.

It was the first shutout by a Tiger since March 23, 2008, when righthander Graham Stoneburner pitched a two-hit shutout in Clemson's 2-0 win over N.C. State at Doug Kingsmore Stadium. It was also the first complete game by a Tiger since 2011.

Gossett Named ACC Pitcher-of-the-Week

Daniel Gossett was named ACC Pitcher-of-the-Week for his performance at #8 Florida State on May 16. He allowed three hits (all singles), no runs, and three walks with three strikeouts in 6.0 innings pitched to earn the win in Clemson's 8-2 victory over the Seminoles.

Kennedy Reached Base

Junior Shane Kennedy (Orlando, FL) made an immediate impact in his first season as a Tiger. Batting in the heart of the lineup, he hit .317 with five homers, four triples, five doubles, 35 RBIs, 47 runs, and 22 steals in starting all 62 games. He also had a .408 on-base percentage thanks to 37 walks. Kennedy led the team or tied for the team lead in batting average, games, starts, runs, triples, walks, on-base percentage, steals, and multi-hit games (23).

Kennedy, who was named Second-Team All-ACC, had an 11-game hitting streak from April to May, the longest hitting streak by a Tiger in 2013. During the streak, he was 17-for-39 (.436) with two homers, one triple, 10 RBIs, 15 runs, eight walks against only four strikeouts, a .532 on-base percentage, and seven steals. Kennedy also earned Columbia Regional All-Tournament honors by going 4-for-13 (.308) with one homer, two RBIs, and two runs in three games.

Kent Control

Junior righthander Mike Kent (Springfield, VA) was one of the team's top long relievers in 2013. That was thanks in large part to his excellent control. In 18.2 innings pitched over 13 relief appearances, he was 1-1 with a 3.38 ERA and allowed just two walks against 12 strikeouts. In the last two seasons, Kent issued only 12 walks in 57.0 innings pitched, good for a 1.89 walks-per-nine-innings-pitched mark.

Koerner Another Freshman Contributor

Righthander Brody Koerner (Concord, NC) joined Jackson Campana, Matthew Crownover, Zack Erwin, and Clate Schmidt as freshmen who made a significant contribution to Clemson's 3.21 team ERA in 2013. In 29.1 innings pitched over 10 appearances (five starts), Koerner had a 3.99 ERA with 28 strikeouts as one of the team's top midweek starters. He held the opposition to a .222 batting average, including a .189 batting average with runners on base.

In his first career start away from home in the first game of a doubleheader at Furman on May 8, he tossed 6.0 scoreless innings of one-hit ball with seven strikeouts to earn the win.

Krieger Stepped Right in at Shortstop as a Freshman

Freshman Tyler Krieger (Johns Creek, GA) stepped right in to be the everyday starter at shortstop, as he started all 62 games there. He was steady in the field, committing only 12 errors for a solid .958 fielding percentage. At the plate, he batted .257 with 10 doubles, one triple, 27 RBIs, 28 runs, and nine steals.

With the Tigers trailing 4-3 in the eighth inning against Presbyterian College on April 10, the switch-hitter led off with a triple and scored the tying run on a wild pitch. Then with two outs in the ninth inning and the score tied, he lined an 0-2 pitch down the right-field line for a walkoff single to give Clemson a 5-4 victory.

Krieger hit his second walkoff single of the season against #19 Georgia Tech in the second game of a doubleheader on April 26. With two outs in the 11th inning, he lined a 2-2 pitch down the left-field line for a single to give Clemson a 4-3 victory against his home-state team. It was part of his outstanding series, as he was 7-for-12 (.583) with four RBIs, three runs, and four walks against no strikeouts.

McGibbon Strong in the Field

Junior first-baseman Jon McGibbon (Lindenhurst, NY) saved many errors for his fellow infielders with his ability to scoop low throws out of the dirt in 2013. He started 58 games at first base and committed just one error in 562 chances, good for a stellar .998 fielding percentage.

At the plate, he raised his batting average to .285 thanks to going 25-for-59 (.424) with one double, 15 RBIs, 13 runs, 10 walks and three hit-by-pitches against only six strikeouts, a .521 on-base percentage, and four steals in his last 18 games. McGibbon also had 37 RBIs, tied for second-most on the team, and seven stolen bases.

In the second game of a doubleheader at Furman on May 8, he went 4-for-4 with three RBIs and two runs. In the doubleheader, he went 5-for-6 with one double, four RBIs, five runs, and two walks. Then in the series at #8 Florida State from May 16-18, he went 6-for-10 (.600).

Meyer a Familiar Face on the Mound

Senior righthander Jonathan Meyer (San Diego, CA) was a regular presence on the mound for the Tigers the past four seasons. He made 86 career appearances, fifth-most in school history, while his 70 career relief appearances were ninth-most in Tiger history. His 2.26 walks-per-nine-innings-pitched mark was eighth-best in school history as well.

In 207.1 innings pitched over 86 appearances (16 starts) in his career, he was 11-8 with four saves, a 3.86 ERA, and 161 strikeouts against only 52 walks. In 46.2 innings pitched over 19 appearances (three starts) in 2013, he issued just seven walks against 37 strikeouts.

Clemson Career Appearance Leaders

Rk	Player	Year(s)	App.
1.	Matt Additon	1997-00	98
2.	Thomas Boozer	1999-02	88
	Jeff Hahn	2002-05	88
4.	Scott Winchester	1993-95	87
5.	Jonathan Meyer	2010-13	86
6.	Ryan Hinson	2006-09	85
7.	Daniel Moskos	2005-07	81
	Matt Vaughn	2006-09	81
9.	Justin Sarratt	2007-11	80
10.	Patrick Hogan	2001-04	79

Clemson Career Relief Appearance Leaders

Rk	Player	Year(s)	RA
1.	Matt Additon	1997-00	93
2.	Scott Winchester	1993-95	87
3.	Thomas Boozer	1999-02	79
4.	Matt Vaughn	2006-09	78
5.	Jeff Hahn	2002-05	77
6.	Paul Harrelson	2000-03	75
7.	Patrick Hogan	2001-04	71
	Daniel Moskos	2005-07	71
9.	Jonathan Meyer	2010-13	70
10.	Jerome Santivaschi	1985,87-89	68

Clemson Career Walks Per Nine Innings Pitched Leaders

Rk	Player	Year(s)	BB/9 IP
1.	Phillip Lowery	1986-88	1.71
2.	Justin Sarratt	2007-11	1.91
3.	Stephen Faris	2004-06	2.08
4.	Scott Berney	2000	2.12
5.	Jimmy Roller	1959-61	2.13
6.	Casey Harman	2008-10	2.15
7.	Kris Benson	1994-96	2.22
8.	Jonathan Meyer	2010-13	2.26
9.	Josh Cribb	2003-06	2.26
10.	Andy Taulbee	1992-94	2.35

Note: Minimum 100 innings pitched.

Meyer Exhibited Stellar Control

Righthander Jonathan Meyer issued only seven walks against 37 strikeouts in 46.2 innings pitched over 19 appearances (three starts) in 2013. He also had a 2-0 record and a 3.28 ERA and one of Clemson's best long relievers and spot starters. His 1.35 walks-per-nine-innings-pitched mark was third-best in school history, while his 5.29 strikeout-to-walk ratio tied for fourth-best in Tiger history.

Clemson Season Walks Per Nine Innings Pitched Leaders

Rk	Player	Year	BB	IP	BB/9 IP
1.	Phillip Lowery	1987	7	53.2	1.17
2.	Justin Sarratt	2008	6	45.2	1.18
3.	Jonathan Meyer	2013	7	46.2	1.35
4.	Jimmy Roller	1960	11	71.2	1.38
5.	Kris Benson	1996	27	156.0	1.56
6.	Justin Sarratt	2011	14	80.2	1.56
7.	David Haselden	2011	14	76.2	1.64
8.	Casey Harman	2009	16	86.2	1.66
9.	Stephen Faris	2006	20	103.0	1.75
10.	Patrick Hogan	2002	11	54.2	1.81

Note: Minimum 40 innings pitched.

Clemson Season Strikeout-to-Walk Ratio Leaders

Rk	Player	Year	K	BB	K/BB
1.	Kris Benson	1996	204	27	7.56
2.	Casey Harman	2009	89	16	5.56
3.	Joe Landrum	1947	98	18	5.44
4.	Jonathan Meyer	2013	37	7	5.29
	Phillip Lowery	1987	37	7	5.29
6.	Billy O'Dell	1952	81	16	5.06
7.	Justin Sarratt	2011	65	14	4.64
8.	Joe Landrum	1946	97	22	4.41
9.	Casey Harman	2008	44	10	4.40
10.	Justin Sarratt	2008	26	6	4.33

Note: Minimum 40 innings pitched.

Moorefield a Lefty Specialist

Senior lefthander Joseph Moorefield (Woodruff, SC) appeared in 15 games on the mound, all out of the bullpen, and pitched 5.1 innings. He was effective getting out lefthanded batters, as he gave up just one earned run (1.69 ERA) in 2013. Moorefield made 64 relief appearances in his career as well.

Schmidt Worked For the Weekend

Freshman righthander Clate Schmidt (Acworth, GA) was one of many highly-touted newcomers who made a big impact in 2013. He made his first career appearance out of the bullpen when he faced William & Mary on February 16, but also made most of his starts in the weekend rotation, a rare feat for a freshman.

In 11 starts and five relief appearances, he was 3-4 in 55.2 innings pitched. Clemson had a 7-4 record in his 11 starts, which included team wins over #7 South Carolina, #8 N.C. State, and #12 Virginia.

Against #7 South Carolina at Fluor Field in Greenville, SC on March 2, he tossed 7.0 strong innings to earn the win. He gave up just five hits, two runs, and three walks with five strikeouts in the Tigers' 6-3 victory. For his efforts, he received the Bob Bradley Award as Clemson's MVP of the three-game series with the Gamecocks. He became the first freshman to win the award since 2007 and the first pitcher to win the award since 2006.

Schnell Stellar From the Side

Sophomore righthander Kyle Schnell (Alpharetta, GA) was in his first season at Clemson in 2013 after transferring from Lake Sumter (FL) Community College. He was one of the team's best relievers thanks in large part to his sidearm delivery. In 31.2 innings pitched over a team-tying-high 24 appearances, all in relief, he was 2-0 with two saves and a 2.84 ERA. He also allowed 35 hits (32 singles, three doubles), 10 earned runs, and 10 walks with 22 strikeouts.

Schnell played a big part in both of Clemson's wins at #8 N.C. State on March 8, 9. He gave up just one hit with three strikeouts in 2.1 innings pitched in Clemson's 10-5 win on March 8. The following day, he earned his first career win by tossing 2.2 scoreless innings with one strikeout in the Tigers' 7-4 victory.

Slaton Took Control in Left Field

Sophomore outfielder Tyler Slaton (Cumming, GA) struggled early in the 2013 season. But he was one of the team's best hitters during the second half of the season and played a big role in Clemson's second-half surge. On the season, he hit .263 with four doubles, one triple, 13 RBIs, 18 runs, and six steals.

In his home state of Georgia against the Bulldogs on March 26, he went 4-for-5 with two runs to lead the Tigers to a 9-1 victory. Then in the series at Boston College from April 5-7, he went 8-for-12 (.667) with a walk to lead Clemson to a three-game sweep.

Triller Thrilled

Freshman outfielder Mike Triller (Rutland, VT) had few opportunities to make his mark in 2013. But when given the chance, he did his part to contribute to Clemson's success. In 23 games (six starts), he was 9-for-27 (.333) with three doubles, seven RBIs, three runs, and two steals.

Triller made his first career start near his home state at Boston College on April 7 and went 1-for-3. He also ended the game with a running catch down the left-field line in Clemson's 1-0 victory that sealed the Tigers' sweep of the series.

In the ACC Tournament at Durham, NC from May 22-25, he went 2-for-5 with two RBIs and a steal in three games (two starts). The two RBIs came on a two-run single against #3 North Carolina on May 24.

Wilkerson No Stranger to Streaks

Junior second-baseman Steve Wilkerson (Roswell, GA) was one of Clemson's best hitters in 2012 and 2013. The switch-hitter batted .291 with a team-high 16 doubles, two triples, four homers, 37 RBIs, 36 runs, and 10 stolen bases. Wilkerson was named Second-Team All-ACC in 2013, the second year in a row he received that accolade.

He had a hit in Clemson's last game of the 2012 season and the first nine games of 2013. It was his third career double-digit hitting streak, as he had hitting streaks of 19 and 15 games in 2012.

Four Tigers Named Co-Captains

Four Tigers were selected as team captains, as voted on by the players, prior to the 2013 season. Senior outfielder Thomas Brittle, senior bullpen catcher Marcus Curry, senior righthander Scott Firth, and junior first-baseman Jon McGibson were all named captains.

Since Curry, who was in his fourth season in the program, was designated as a bullpen catcher in 2011, he could never play in a game as a Tiger. The fact that he was voted as a team captain showed the tremendous amount of respect he garnered among his teammates.

ALL-TIME TIGER GRAND SLAMS (CONT'D)

Date	Player	Opponent	Inn.
2-25-1999	Kurt Bultmann	Washington	6
3-13-1999	Derek Borgert	George Mason⁽²⁾	2
4-24-1999	Brian Ellis	Georgia Tech	8
5-14-1999	Patrick Boyd	N.C. State	2
2-20-2000	Michael Johnson	Old Dominion	1
2-17-2001	Jeff Baker	Richmond	2
3-11-2001	Jeff Baker	Ohio	8
3-9-2002	Michael Johnson	Purdue	5
3-13-2002	Khalil Greene	Georgia Southern	2
4-14-2002	Jeff Baker	North Carolina	4
5-8-2003	Kyle Frank	Furman	5
3-3-2004	Russell Triplett	Gardner-Webb	5
3-31-2004	Lou Santangelo	Georgia	4
4-4-2004	Brad McCann	Maryland	7
5-12-2004	Brad McCann	College of Charleston	2
5-20-2004	Herman Demmink	Duke	6
6-6-2004	Lou Santangelo	Georgia ⁽¹⁾	7
3-6-2005	Andy D'Alessio	Auburn	7
4-27-2005	Andy D'Alessio	Wofford	7
5-10-2005	Kris Harvey	Virginia Tech	8
3-24-2006	Andy D'Alessio	N.C. State	1
4-9-2006	Andy D'Alessio	Maryland	3
6-9-2006	Tyler Colvin	Oral Roberts	9
4-24-2007	Doug Hogan	Elon	2
5-6-2007	Marquez Smith	Boston College⁽²⁾	7
3-11-2008	Mike Freeman	UNC Greensboro	6
3-20-2008	Doug Hogan	Furman	4
5-24-2008	Ben Paulsen	Georgia Tech	7
4-15-2009	Kyle Parker	Western Carolina	1
4-21-2009	Jeff Schaus	Coastal Carolina	9
3-7-2010	Chris Epps	South Carolina	2
3-7-2010	Phil Pohl	South Carolina	9
3-13-2010	Brad Miller	N.C. State⁽¹⁾	3
3-17-2010	Jeff Schaus	Georgia Southern	6
4-6-2010	John Hinson	Georgia	8
4-21-2010	Kyle Parker	USC Upstate	2
5-4-2010	Mike Freeman	Florida Gulf Coast	2
5-11-2010	Wilson Boyd	Furman	5
6-13-2010	Brad Miller	Alabama	6
2-26-2011	John Hinson	Charleston Southern	2
3-29-2011	Richie Shaffer	Georgia	6
4-28-2012	Spencer Kieboom	Georgia Tech	4
6-1-2012	Phil Pohl	Coastal Carolina	2
3-9-2013	Thomas Brittle	N.C. State	2

Note: Home games in **bold**.

WALKING OFF

Clemson's All-Time Walkoff Home Runs

Player	Opponent (Date)	Score	RBI
Bill Barnett	Furman (4-22-53)	13-12	1
Calvin Weeks	East Tennessee State (3-15-69)	5-4	1
Mike Ward	Virginia Tech (3-21-69)	5-4	1
Billy Weems	Toledo (3-24-77)	5-3	2
Bill Foley	Mississippi (5-20-77)	8-7	1
Robbie Allen	Wake Forest (3-14-80)	5-4	1
Jimmy Key	Wake Forest (4-24-81)	6-5	1
Chuck Baldwin	Alabama (4-2-85)	5-4	1
Brian Kowitz	Georgia (2-25-88)	13-12	1
Joe DeBerry	Ohio (3-20-90)	6-4	2
Billy McMillon	Columbus (3-30-91)	2-1	1
Chad Phillips	Missouri State (3-20-93)	5-4	1
Seth Brizek	N.C. State (4-8-94)	10-8	2
Doug Livingston	Coastal Carolina (3-2-96)	8-7	3
Eric DeMoura	North Carolina (5-6-97)	5-4	3
Jeff Baker	Winthrop (4-3-02)	6-4	2
Michael Johnson	East Tennessee State (4-23-03)	6-3	3
Brad McCann	Georgia Tech (4-25-03)	9-7	3
Tyler Colvin	Oral Roberts (6-9-06)	11-8	4
Doug Hogan	Georgia Tech (4-27-07)	3-2	1
Jeff Schaus	Coastal Carolina (4-21-09)	5-3	4
Richie Shaffer	Tennessee Tech (5-8-12)	9-8	1
Jon McGibbon	Florida State (5-25-12)	9-7	3
Steven Duggar	Wake Forest (4-14-13)	6-4	2
Kevin Bradley	USC Upstate (5-14-13)	8-7	3

Preseason Individual Honors

Several Tigers received accolades in the preseason. Below is a list of all Tigers who received preseason recognition.

#43 Patrick Andrews, RHP

- #16 college prospect in South Carolina for the 2014 draft by **Perfect Game**

#13 Jay Baum, INF/OF

- #10 college prospect in South Carolina for the 2014 draft by **Perfect Game**

#30 Garrett Boulware, C

- #8 college prospect in South Carolina for the 2014 draft by **Perfect Game**

#44 Matthew Crownover, LHP

- #36 freshman in the nation by **Baseball America**
- #57 freshman in the nation by **Perfect Game**
- #8 newcomer in the ACC by **Baseball America**
- #7 college prospect in South Carolina for the 2014 draft by **Perfect Game**

#9 Steven Duggar, OF

- #15 freshman in the nation by **Baseball America**
- #48 freshman in the nation by **Perfect Game**
- #7 newcomer in the ACC by **Baseball America**

#20 Scott Firth, RHP

- **NCBWA** Stopper-of-the-Year Award Watch List member
- #19 senior in the nation by **Perfect Game**
- #20 senior in the nation by **Baseball America**
- #15 prospect in the ACC for the 2013 draft by **Baseball America**
- #5 college prospect in South Carolina for the 2013 draft by **Perfect Game**

#23 Daniel Gossett, RHP

- #120 overall prospect in the nation for the 2014 draft by **Perfect Game**
- #75 sophomore in the nation by **Perfect Game**
- #6 prospect in the ACC for the 2014 draft by **Baseball America**
- #9 prospect in the ACC for the 2014 draft by **Perfect Game**
- #1 college prospect in South Carolina for the 2014 draft by **Perfect Game**

#11 Shane Kennedy, INF/OF

- #11 college prospect in South Carolina for the 2013 draft by **Perfect Game**

#3 Tyler Krieger, SS

- #23 freshman in the nation by **Perfect Game**

#12 Jon McGibbon, IB

- #17 prospect in the ACC for the 2013 draft by **Perfect Game**
- #7 college prospect in South Carolina for the 2013 draft by **Perfect Game**

#21 Kevin Pohle, RHP

- #3 college prospect in South Carolina for the 2013 draft by **Perfect Game**

#32 Clate Schmidt, RHP

- #5 freshman in the nation by CollegeSportsMadness.com
- #19 freshman in the nation by **Perfect Game**
- #24 freshman in the nation by **Baseball America**
- ACC freshman-of-the-year by CollegeSportsMadness.com
- #4 newcomer in the ACC by **Baseball America**
- #2 prospect in the ACC for the 2015 draft by **Perfect Game**

#22 Wales Toney, RHP

- #99 freshman in the nation by **Perfect Game**

#17 Steve Wilkerson, INF

- Third-team All-American by **Collegiate Baseball**
- Honorable mention All-American by CollegeBaseballInsider.com
- #98 junior in the nation by **Perfect Game**
- First-team All-ACC by CollegeSportsMadness.com
- First-team All-ACC by **Perfect Game**
- #9 prospect in the ACC for the 2013 draft by **Perfect Game**
- #10 prospect in the ACC for the 2013 draft by **Baseball America**
- #2 college prospect in South Carolina for the 2013 draft by **Perfect Game**

Future ACC Tournament Sites

The 2014 ACC Tournament will return to NewBridge Bank Park in Greensboro, NC, where it was held in 2010 and 2012. Locations for the tournament after the 2014 season have yet to be determined.

Three Former Tigers on Major League Rosters

Three former Clemson baseball players have been on Major League rosters in 2013. The list includes infielder/outfielder Jeff Baker, outfielder Tyler Colvin, and lefthander Tony Sipp.

Baker is in his ninth season in the Majors and played his fourth season with the Chicago Cubs in 2012 before being traded to the Detroit Tigers in August. He was later traded to the Atlanta Braves in 2012. He was then acquired by the Texas Rangers prior to the 2013 season. Baker, who is tied for the Tiger record with 59 career home runs, played for the Colorado Rockies in the 2007 World Series. He entered the 2013 season with 361 hits and 37 home runs in his Major League career.

Colvin, in his fifth Major League season and second with the Colorado Rockies, saw limited action with the Chicago Cubs in the latter stages of the 2009 season before bursting onto the scene in a big way in 2010. He was one of the best rookies in the National League in 2010 when he totaled 18 doubles, five triples, 20 home runs, and 56 RBIs in 135 games. In 2012, Colvin batted .290 with 27 doubles, 10 triples, 18 homers, 72 RBIs, and 62 runs in 136 games.

Sipp, who batted .280 and had a 2-2 pitching record for the Tigers in 2004, was called up to Cleveland in 2009 and played four seasons with the Indians. He was acquired by the Arizona Diamondbacks prior to the 2013 season and is in his fifth year in the Major Leagues. Entering the 2013 season, Sipp had a 3.67 ERA and 225 strikeouts in 220.2 innings pitched over 249 relief appearances in his Major League career.

Former Tigers in the Major Leagues in 2013

Player	Pos.	CU Years	Team	MLB Years
Jeff Baker	INF/OF	2000-02	Rangers	2005-13
Tyler Colvin	OF	2004-06	Rockies	2009-13
Tony Sipp	LHP	2004	Diamondbacks	2009-13

Tigers Took Two From the Tribe to Open the Season

Clemson won two of three games over William & Mary by a combined score of 16-13 at Doug Kingsmore Stadium from February 15-17. The Tigers out-hit William & Mary .305 to .257 and totaled eight doubles. Steven Duggar went 5-for-9 (.556) with two doubles and two walks, while Steve Wilkerson added five hits and four RBIs. The Clemson pitching staff had a 4.00 ERA and 21 strikeouts against nine walks.

In game-one on February 15, Shane Kennedy belted a two-out, two-run homer in the eighth inning to lift Clemson to a 2-0 win over William & Mary. Both starting pitchers flustered the opposition during the first seven innings before Wilkerson's two-out bunt single in the eighth inning set up Kennedy's first hit as a Tiger. Starter Daniel Gossett pitched 6.2 scoreless innings with six strikeouts. Clay Bates pitched 1.1 innings in relief to earn his first win as a Tiger, while Matt Campbell retired both batters he faced with runners on second and third to record the save. The game lasted just 1:56, Clemson's shortest game since 2006.

In game-two on February 16, William & Mary pounded out 16 hits en route to an 11-2 win over Clemson. The win was William & Mary's first in the fifth all-time meeting between the two. The Tribe scored in five different innings despite not putting the leadoff batter on base in any of those frames. Ryan Lindemuth went 4-for-5, while Michael Katz went 3-for-4 with four RBIs to lead the Tribe. Starter John Farrell tossed 7.0 effective innings to earn the win. Clemson totaled 10 hits, as Kennedy and Jay Baum had two hits apiece.

CLEMSON NOTES

In game-three on February 17, Clemson scored all 12 of its runs in its last three innings at the plate to defeat William & Mary 12-2. The Tigers put just one batter on base in the first five innings, then they erupted for 12 runs on 14 hits in the sixth, seventh, and eighth innings despite not putting their leadoff batter on base in any of those three innings. Clemson, who had 15 hits in the game, pulled away with its six-run seventh inning, highlighted by Wilkerson's three-run double. Wilkerson led the Tigers with two hits and a game-high four RBIs. Starter Scott Firth allowed just two hits and one run in 7.0 innings pitched to earn the victory.

Tigers Allowed Only Three Runs in Sweep of Raiders

Clemson swept Wright State by a combined score of 18-3 at Doug Kingsmore Stadium on February 23, 24. The Tigers out-hit the Raiders .278 to .247 and totaled seven doubles, one homer, 16 walks against only 12 strikeouts, and seven steals. Steve Wilkerson went 6-for-11 (.545) with a homer, double, three RBIs, three runs, and three steals. The Tiger pitching staff had a 1.00 ERA and allowed only three of Wright State's 39 baserunners to score in the series. Clemson committed just one error and fielded at a .992 clip as well.

In game-one on February 23, which was the first game of a doubleheader, Wilkerson went 2-for-4 with a solo homer and two RBIs to lead Clemson to a 5-3 win over Wright State. The Tigers scored two runs in the eighth inning to take a 5-1 lead, then Wright State scored two runs in the ninth inning and put the potential tying run on first base before Matt Campbell recorded the save. Starter Daniel Gossett allowed one run with six strikeouts in 5.0 innings pitched to earn the victory. Wright State out-hit the Tigers 10-7, but Clemson had seven walks.

In game-two on February 23, which was the second game of a doubleheader, five Tiger pitchers combined to blank Wright State in Clemson's 6-0 win. Clate Schmidt pitched 4.0 innings in his first career start to earn the victory. Wilkerson went 3-for-4 with a double to lead Clemson's 11-hit attack, while Jon McGibbon went 2-for-3 with two RBIs. Wright State totaled nine hits, five walks, and five hit-by-pitches, but Clemson did not allow any of the Raiders' 19 baserunners to score. Wright State also put six leadoff batters on base, but Clemson turned four double plays in the game.

In game-three on February 24, Scott Firth pitched 8.0 scoreless innings and Clemson scored five two-out runs in the seventh inning in its 7-0 victory over Wright State. Firth allowed just five hits (all singles), no runs, and two walks with four strikeouts to earn the win. He was aided by Steven Duggar, who threw out two runners at the plate to save runs on outfield assists. Shane Kennedy and Jay Baum both had two-out hits that scored multiple runs in the seventh inning. The Tigers amassed seven hits in the contest despite totaling no hits in the first five innings.

Winthrop Edged Clemson 3-2 in 11 Innings

Leighton Daniels scored on Clay Altman's sacrifice fly in the 11th inning to lift Winthrop to a 3-2 win over Clemson at Doug Kingsmore Stadium on February 27. Steven Duggar's throw to the plate was well ahead of Daniels' slide at home, but catcher Kevin Bradley could not handle the in-between hop. Six Clemson pitchers combined to allow only four hits, one earned run, and three walks against 15 strikeouts. Freshman Matthew Crownover gave up just one hit, one run, and one walk with four strikeouts in his first career start, while Kyle Schnell pitched 3.1 perfect innings with three strikeouts in relief.

Gamecocks Topped Tigers Twice in Rivalry Series

Clemson won one of three games against #7 South Carolina at three different sites from March 1-3. The Gamecocks outscored the Tigers 17-6 and out-hit Clemson .235 to .179. Garrett Boulware led the Tigers at the plate by going 3-for-9 (.333) with two doubles. The Tiger pitching staff had a 2.42

ERA, as 10 of its 17 runs allowed were unearned thanks to four costly errors.

In game-one at Clemson, SC on March 1, Jordan Montgomery tossed 8.0 innings of three-hit ball to lead South Carolina to a 6-0 victory over Clemson. Montgomery gave up just three hits, no runs, and two walks with nine strikeouts to earn the win, while Tyler Webb struck out all three batters he faced in the ninth inning to close out the game. South Carolina scored three runs in the seventh inning and two runs in the eighth inning, as all five of those runs were unearned thanks in large part to costly Tiger errors. Clemson starter Daniel Gossett yielded just three hits and one earned run in 6.1 innings pitched.

In game-two at Fluor Field in Greenville, SC on March 2, Clate Schmidt pitched 7.0 strong innings to lead Clemson to a 6-3 win over South Carolina. In just his second career start, Schmidt allowed only five hits and two runs with five strikeouts to earn the win. He received the Bob Bradley Award as Clemson's MVP of the series for his efforts. Matt Campbell pitched the final 2.0 innings to record the save. Clemson scored three runs in the fifth inning, highlighted by Steven Duggar's two-out, two-run single, to take a 5-0 lead. The Tigers out-hit the Gamecocks 11-7.

In game-three at Columbia, SC on March 3, Nolan Belcher pitched a three-hit shutout in South Carolina's 8-0 win over Clemson. Belcher gave up just three singles, no runs, and no walks with seven strikeouts in throwing 118 pitches to earn the victory. Ahead by a score of 1-0, South Carolina scored five unearned runs on four two-out hits in the sixth inning to pull away. The uprising was highlighted by Connor Bright's two-run double. Scott Firth, the first of five Tiger pitchers, allowed only one earned run in 6.0 innings pitched.

Tigers Downed Wofford 9-2 in Midweek Game

The top-five starters in the lineup combined to go 10-for-13 (.769) with seven RBIs, nine runs, and five steals to lead Clemson to a 9-2 win over Wofford at Doug Kingsmore Stadium on March 6. Jay Baum and Shane Kennedy both went 3-for-3, Steven Duggar totaled a game-high four RBIs, and Steve Wilkerson amassed a game-high three runs. The Tigers totaled 11 hits and seven walks in the game. Starter Matthew Crownover won his first game as a Tiger by allowing just three hits, one run, and no walks with three strikeouts in 5.0 innings pitched.

Tigers Claimed Series at #8 N.C. State

Clemson won two of three games at #8 N.C. State by a combined score of 18-13 at Doak Field from March 8-10. The Wolfpack out-hit the Tigers .294 to .257, but Clemson had a .366 on-base percentage to N.C. State's .358 on-base percentage. Garrett Boulware led the Tigers by going 5-for-11 (.455) with two homers, one double, five RBIs, four runs, and three walks. The Tiger pitching staff had a 3.12 ERA and 23 strikeouts against 10 walks in 26.0 innings pitched.

In game-one on March 8, Boulware went 4-for-5 with two homers, five RBIs, and three runs to lead Clemson to a 10-5 win over N.C. State. Trailing 4-0, the Tigers scored three runs in the fourth inning and five runs in the fifth inning off Carlos Rodon to take the lead for good. Boulware's three-run homer, his first career long ball, in the fifth inning gave Clemson a 7-4 lead. Jon McGibbon added three hits in Clemson's 11-hit attack. Starter Daniel Gossett totaled nine strikeouts in 6.1 innings pitched to earn the victory.

In game-two on March 9, Thomas Brittle hit a grand slam in the second inning to lift Clemson to a 7-4 win over N.C. State. Brittle's long ball gave Clemson a 5-1 lead, then five Tiger pitchers worked out of several jams to allow only four of N.C. State's 20 baserunners to score and strand 15 runners on base. Kyle Schnell pitched 2.2 scoreless innings in relief to earn his first victory as a Tiger, while Matt Camp-

WALKING OFF (CONT'D)

Clemson's Walkoff Hits Under Jack Leggett

Player	Opponent (Date)	Score	Hit	RBI
Gary Burnham	Wake Forest (3-5-94)	5-4	1B	1
Seth Brizek	N.C. State (4-8-94)	10-8	HR	2
Mike Eydenberg	Wake Forest (4-10-94)	6-5	1B	1
David Miller	North Carolina (3-31-95)	3-2	1B	1
Doug Livingston	Coastal Carolina (3-2-96)	8-7	HR	3
Eric DeMoura	North Carolina (5-6-97)	5-4	HR	3
Kurt Bultmann	N.C. State (4-17-98)	11-10	1B	1
Brian Ellis	South Carolina (4-21-99)	5-4	1B	2
Patrick Boyd	Virginia (5-1-99)	5-4	1B	1
Kurt Bultmann	N.C. State (5-19-99)	7-6	1B	1
Brian Ellis	Wake Forest (4-15-00)	6-5	2B	1
Casey Stone	Florida State (5-7-00)	5-4	1B	1
Khalil Greene	Coastal Carolina (4-11-01)	8-7	1B	1
Steve Pyzik	North Carolina (4-28-01)	10-9	1B	1
Zane Green	Virginia (5-13-01)	5-4	1B	1
Khalil Greene	South Carolina (3-3-02)	11-10	2B	1
Jeff Baker	Winthrop (4-3-02)	6-4	HR	2
Jeff Baker	Nebraska (6-14-02)	11-10	2B	1
Russell Triplett	Winthrop (3-4-03)	5-4	1B	1
Michael Johnson	East Tennessee State (4-23-03)	6-3	HR	3
Brad McCann	Georgia Tech (4-25-03)	9-7	HR	3
Steve Pyzik	Duke (5-4-03)	7-6	1B	1
Garrick Evans	North Carolina (5-11-03)	5-4	2B	1
Russell Triplett	N.C. State (4-23-04)	2-1	1B	1
Zane Green	N.C. State (4-24-04)	4-3	1B	1
Travis Storrer	Charleston Southern (5-5-04)	3-2	1B	1
Russell Triplett	North Carolina (5-26-04)	7-6	1B	1
Andy D'Alessio	Virginia (4-16-05)	3-2	1B	1
Taylor Harbin	Georgia Tech (4-30-05)	6-5	1B	2
Tyler Colvin	Florida State (5-13-06)	4-3	1B	1
Ben Hall	Georgia Tech (5-25-06)	3-2	1B	1
Tyler Colvin	Oral Roberts (6-9-06)	11-8	HR	4
Addison Johnson	Georgia (4-4-07)	11-10	2B	1
Doug Hogan	Georgia Tech (4-27-07)	3-2	HR	1
Alex Lee	Miami (FL) (5-23-07)	5-4	1B	1
Brad Chalk	Saint John's (6-1-07)	3-2	1B	1
Wilson Boyd	Charlotte (2-22-09)	6-5	1B	1
Jeff Schaus	Coastal Carolina (4-21-09)	5-3	HR	4
Wilson Boyd	North Carolina (5-23-09)	4-3	1B	1
Jeff Schaus	Tennessee Tech (5-29-09)	5-4	2B	2
Jon McGibbon	Coastal Carolina (4-5-11)	5-4	1B	1
Steve Wilkerson	South Carolina (3-4-12)	6-5	1B	1
Thomas Brittle	N.C. State (4-13-12)	7-6	1B	1
Thomas Brittle	Charleston Southern (4-17-12)	3-2	1B	1
Richie Shaffer	Tennessee Tech (5-8-12)	9-8	HR	1
Jon McGibbon	Florida State (5-25-12)	9-7	HR	3
Garrett Boulware	Virginia (3-16-13)	7-6	1B	1
Tyler Krieger	Presbyterian College (4-10-13)	5-4	1B	1
Steven Duggar	Wake Forest (4-14-13)	6-4	HR	2
Tyler Krieger	Georgia Tech (4-26-13) ⁽²⁾	4-3	1B	1
Kevin Bradley	USC Upstate (5-14-13)	8-7	HR	3

Note: Walkoff home runs in bold.

bell pitched a scoreless ninth inning to record the save. N.C. State outhit the Tigers 16-6, but it walked nine and hit two batters.

In game-three on March 10, four N.C. State pitchers allowed only one of the Tigers' 14 baserunners to score in its 4-1 win over Clemson. The Tigers stranded 10 runners on base, including nine in scoring position, and had two runners gunned down at the plate after singles in the sixth and seventh inning. Both teams totaled 10 hits, while N.C. State added two insurance runs in the eighth inning on a two-out double by pinch-hitter Sam Morgan. Scott Firth allowed just one earned run in 6.2 innings pitched, but suffered the loss.

Clemson Outpitched Charleston Southern 3-1

Three first-year pitchers combined to allow only five hits and one unearned run in Clemson's 3-1 win over Charleston Southern at Doug Kingsmore Stadium on March 13. The Tigers scored two runs in the first inning and added a run in the seventh inning. The Buccaneers scored a run in the eighth inning and threatened to tie the score in the eighth and ninth innings before Kyle Schnell shut the door with his first career save. Matthew Crownover allowed just three hits, no runs, and no walks with two strikeouts to earn the win. Zack Erwin did not give up an earned run in 1.2 innings pitched in relief as well.

Cavaliers Topped Tigers Twice in Three Close Games

Virginia, ranked as high as #12 in the nation, won two of three games over Clemson by a combined score of 20-17 at Doug Kingsmore Stadium from March 15-17. The Tigers outhit the Cavaliers .307 to .305 and totaled five doubles, two triples, and two homers along with going 14-for-31 (.452) with runners in scoring position in the series. Tyler Slaton went 4-for-6 with a double and two RBIs, while Steve Wilkerson went 7-for-15 (.467) with two doubles and two RBIs. The Tiger pitching staff had a 6.21 ERA and 23 strikeouts against eight walks in 29.0 innings pitched.

In game-one on March 15, Mike Papi hit a solo home run in the 11th inning to lift Virginia to a 6-5 win over Clemson in 11 innings. Papi's pinch-hit, run-scoring single with two outs in the ninth inning capped Virginia's three-run frame to tie the score. The Tigers built a 5-1 lead thanks in large part to Shane Kennedy's two-run homer in the second inning. Starter Daniel Gossett pitched 7.0 strong innings, allowing five hits, two runs, and no walks with six strikeouts. The Cavalier bullpen gave up just two hits and no runs with six strikeouts in 4.2 innings pitched.

In game-two on March 16, Garrett Boulware hit a walkoff single with two outs in the ninth inning to score Thomas Brittle and give Clemson a 7-6 win over Virginia. The Tigers built a 6-3 lead before Virginia tied the score 6-6 with a run in the eighth inning. Wilkerson kept the ninth inning alive with an infield single before Boulware's walkoff single to the gap in right-center. Boulware went 3-for-5 with a homer, triple, and four RBIs, while Brittle scored a game-high three runs. Freshman Zack Erwin earned his first career win by allowing just one hit and one run with three strikeouts in 5.0 innings pitched in relief.

In game-three on March 17, Virginia scored five combined runs in the first two innings and held on for an 8-5 win over Clemson. The first 11 Tiger batters of the game were retired, but Clemson totaled 14 hits in the final six innings. Wilkerson and Slaton had three hits apiece to lead the Tigers. Branden Cogswell, Jared King, and Nate Irving had three hits apiece in Virginia's 15-hit attack, while King added a game-high three RBIs and a game-high three runs. Cavalier starter Nick Howard allowed two runs in 6.0 innings pitched to earn the win.

Clemson Swept Morehead State in Midweek Series

Clemson won both games over Morehead State by a combined score of 15-7 at Doug Kingsmore Stadium on March 19, 20. The Tigers outhit the Eagles .339 to .279 and totaled three doubles, one homer, and three steals. Garrett Boulware led the Tigers by going 4-for-6 with one homer, five RBIs, and three runs, while Tyler Krieger went 3-for-5 with two doubles, two RBIs, and three runs. The Tiger pitching staff had a 3.00 ERA.

In game-one on March 19, Clemson scored six runs in the fourth inning to defeat Morehead State 10-5. Boulware capped the six-run uprising with a three-run homer with two outs in the fourth inning. The Eagles led 2-0 and 3-1 before the Tigers took the lead for good in the fourth. Boulware went 2-for-4 with four RBIs, while Thomas Brittle went 3-for-4 with two steals. Jay Baum added a game-high three runs as well. The Tigers outhit the Eagles 12-9. Mike Kent pitched 3.0 scoreless innings in relief with four strikeouts to earn the win.

In game-two on March 20, Brody Koerner, Jonathan Meyer, and Zack Erwin combined to allow only two of 16 baserunners to score in Clemson's 5-2 win over Morehead State. Trailing 2-1, the Tigers plated a run in the fifth inning to tie the score, then Jon McGibbon's run-scoring single in the sixth inning gave Clemson the lead for good. McGibbon went 2-for-4 with three RBIs, while Boulware went 2-for-2 with one RBI, two runs, and two walks. Meyer tossed 4.0 scoreless innings with three strikeouts to earn the win, while Erwin pitched a hitless and scoreless ninth inning to record his first career save.

Tigers Took Two From Duke

Clemson won two of three games over Duke despite being outscored 17-16 at Doug Kingsmore Stadium on March 22, 23. The Tigers outhit the Blue Devils .304 to .296 and totaled five doubles and six steals. The Tigers scored at least one run in 10 straight innings over the first two games of the series. Thomas Brittle went 5-for-9 (.556) with two RBIs, four runs, and two steals, while Shane Kennedy went 3-for-6. The Tiger pitching staff had a 5.67 ERA and 14 strikeouts against 10 walks in 27.0 innings pitched.

In game-one on March 22, Daniel Gossett tossed a five-hit shutout in Clemson's 7-0 win over Duke. Gossett gave up just five hits, no runs, and no walks with three strikeouts in the first shutout by a Tiger since 2008. Clemson scored in each of its last five innings at the plate, highlighted by a three-run uprising in the sixth inning. Brittle went 4-for-4 with one RBI, two runs, and two steals to lead the Tigers, who amassed 14 hits in the contest. Steven Dugger, Garrett Boulware, and Jon McGibbon all added two hits apiece.

In game-two on March 23, which was the first game of a doubleheader, every Tiger starter had at least one hit in Clemson's 8-4 win over Duke. The Tigers scored in each of the first five innings after Duke scored two runs in the first inning. Boulware went 2-for-4 with two RBIs to pace the Tigers' 12-hit attack. Clemson also had four stolen bases and did not commit an error. Zack Erwin pitched 4.1 scoreless innings in relief of three-hit ball with three strikeouts to earn the win. All four of the Blue Devils' runs came with two outs.

In game-three on March 23, which was the second game of a doubleheader, Duke scored eight runs in the fourth inning on its way to a 13-1 win over Clemson. Duke scored three runs with two outs in the second inning, then scored six of its eight runs in the fourth inning with two outs. Duke's victory snapped Clemson's eight-game winning streak in the series. Andy Perez went 3-for-4 with five RBIs to pace the Blue Devils' 15-hit attack. Starter Robert Huber yielded just five hits and one run in 6.0 innings pitched to earn the win.

Clemson & Georgia Split Midweek Series

Clemson and Georgia split a two-game, home-and-home, midweek series on March 26, 27. Both teams won on the opponent's home field. Clemson outscored the Bulldogs 12-6 and outhit them .282 to .217. Tyler Slaton went 5-for-8 (.625) with one double and two walks, while Jon McGibbon went 3-for-7 (.429) with one double and five RBIs. The Tiger pitching staff had a 3.00 ERA and 14 strikeouts against seven walks, while Clemson committed just one error.

In game-one at Foley Field in Athens, GA on March 26, starter Matthew Crownover pitched 5.0 strong innings to lead Clemson to a 9-1 win over Georgia. Crownover allowed just four hits and one run to earn the win, then Jonathan Meyer and Patrick Andrews both pitched 2.0 scoreless innings to close out the game. Slaton went 4-for-5 with two runs to lead Clemson's 13-hit attack, while Steven Dugger went 3-for-5 with his first career homer. McGibbon added four RBIs, including three RBIs on a bases-clearing double in the third inning. The Tigers pulled away with four runs in the fifth inning.

In game-two at Doug Kingsmore Stadium in Clemson, SC on March 27, Georgia hit three home runs in its 5-3 win over Clemson. Kyle Farmer hit a two-run homer in the first inning and the Bulldogs never relinquished their lead. Hunter Cole and Jared Walsh added solo homers, while Walsh recorded the save. The Tigers rallied in the ninth inning with a run and put the potential tying run on first base, but they fell short. The Tigers put 14 batters on base to Georgia's 12, but Clemson stranded eight runners on base and grounded into two double plays.

Top-Ranked Tar Heels Took Two of Three From Clemson

The #1 North Carolina Tar Heels won two of three games over Clemson by a combined score of 20-10 at Boshamer Stadium from March 30 to April 1. The Tar Heels outhit the Tigers .360 to .237, while Clemson totaled three doubles and 10 walks. Shane Kennedy led the Tigers by going 5-for-11 (.455) with a double, two runs, and three walks. The Clemson pitching staff had a 6.33 ERA, while the Tigers had a .975 fielding percentage in the series.

In game-one on March 30, North Carolina scored four runs in both the first and third innings and cruised to a 10-3 win over Clemson. The Tar Heels totaled 19 hits, led by four hits and two RBIs by Cody Stubbs. Matt Roberts added a three-run homer in the third inning that broke the game open. Tyler Slaton went 3-for-4 with two runs and a walk to lead Clemson, who totaled 11 hits but only scored three of its 14 baserunners. Kent Emanuel allowed just one run on nine hits in 8.0 innings pitched to earn the win.

In game-two, which started on March 31 and ended on April 1 due to inclement weather, righthanders Benton Moss and Trent Thornton combined to allow just six hits, two unearned runs, and one walk with 13 strikeouts in North Carolina's 6-2 victory over Clemson. Landon Lassiter went 4-for-5 with a double and two RBIs to lead the Tar Heels' 11-hit attack. Garrett Boulware and Kennedy both went 2-for-4 to lead the Tigers at the plate, who could not take advantage of North Carolina's four errors in the contest.

In game-three on April 1, Boulware's groundout scored Jay Baum in the 11th inning to lift Clemson to a 5-4 win over North Carolina. The Tigers trailed 3-1 before scoring three runs in the sixth to take the lead. The Tar Heels tied the score with a run in the seventh inning. Scott Firth, who stranded runners at second and third in the eighth, 10th, and 11th innings, earned the win by pitching 4.2 scoreless innings of three-hit ball in relief. Firth induced a game-ending groundout to second after North Carolina put two runners on base with no outs in the 11th inning.

Meyer Pitched Clemson to 4-1 Win Over Gardner-Webb

Jonathan Meyer pitched 7.0 strong innings to lead Clemson to a 4-1 win over Gardner-Webb at Doug Kingsmore Stadium on April 3. Meyer gave up just five hits, one run, and no walks with six strikeouts to earn the victory in a starting role, while Matt Campbell pitched a hitless and scoreless ninth inning to earn the save. Garrett Boulware belted a two-run homer in the first inning to give Clemson the lead for good. Thomas Brittle went 3-for-4 with a double, run, and steal to lead Clemson, who totaled 10 hits and five stolen bases in the game.

Tigers Swept Boston College on the Road

Clemson swept Boston College by a combined score of 17-7 at Commander Shea Field from April 5-7. The Tigers, who upped their winning streak in the series to 10 games, outthit the Eagles .290 to .155 and totaled seven doubles, one triple, and three steals. Tyler Slaton led the Tigers by going 8-for-12 (.667) with one triple, three runs, and one walk. Joe Costigan went 4-for-8 (.500) with three doubles and a walk. The Tiger pitching staff had a 1.67 ERA and allowed just three extra-base hits while totaling 19 strikeouts. The Clemson bullpen combined to allow just two hits, no runs, and one walk with six strikeouts in 7.0 innings pitched. Clemson committed just two errors in chilly and windy weather conditions as well.

In game-one on April 5, Clemson scored six runs in the seventh inning to rally for a 7-5 win over Boston College. The Tigers scored six runs on three hits and a costly error in the top of the seventh, capped by Costigan's three-run double. Matt Pare hit a three-run homer in the bottom of the seventh to pull the Eagles within two runs, then they loaded the bases before Kyle Schnell struck out Joe Cronin. Daniel Gossett gave up three hits and three earned runs in 6.2 innings pitched to earn the win, while Zack Erwin retired all five batters he faced to record the save.

In game-two on April 6, Clemson scored four runs in the first inning and cruised to a 9-2 win over Boston College. The Tigers scored single runs in the second, third, fifth, seventh, and eighth innings as well. Shane Kennedy went 2-for-4 with two RBIs to lead Clemson's 12-hit attack, while Slaton and Thomas Brittle added two hits and two runs apiece. Clate Schmidt allowed two runs on six hits in 7.0 innings pitched to earn the win. Patrick Andrews pitched 2.0 scoreless innings of one-hit ball to close out the game.

In game-three on April 7, Matthew Crownover and Matt Campbell combined to pitch a four-hit shutout in Clemson's 1-0 win over Boston College. It was the Tigers' first shutout in an ACC road game since 2007 and Clemson's first 1-0 win in an ACC game since 1980. Crownover gave up four hits and one walk with four strikeouts in 6.1 innings pitched to earn the win, then Campbell retired all eight batters he faced with three strikeouts to record the save. Jon McGibbon's run-scoring single in the sixth inning scored Steven Duggar for the game's only run.

Clemson Held Off Catamounts 12-9 in Cullowhee

Jon McGibbon's run-scoring single in the ninth inning coupled with two more ninth-inning runs propelled #17 Clemson to a 12-9 win at Western Carolina on April 9. The Tigers scored nine combined runs in the first four innings to take a 9-3 lead, but a costly Clemson error helped Western Carolina plate six runs in the seventh inning to tie the score. McGibbon went 3-for-4 with four RBIs and three runs to lead the Tigers, who outthit the Catamounts 14-12. Patrick Andrews pitched 1.1 perfect innings in relief to earn the win, then Scott Firth pitched a scoreless ninth inning to record the save.

Krieger Lifted Tigers to 5-4 Walkoff Win Over Blue Hose

Tyler Krieger hit a two-out, walkoff single in the ninth inning to give #17 Clemson a 5-4 win over Presbyterian College at Doug Kingsmore Stadium on April 10. The Blue Hose rallied from a 3-1 deficit to take a 4-3 lead in the seventh inning, but Krieger led off the eighth inning with a triple on a 1-2 pitch and scored on a wild pitch to even the score. Krieger then came through with a single down the right-field line on an 0-2 pitch in the ninth inning to cap a four-hit night for the freshman. Matt Campbell pitched a perfect ninth inning with two strikeouts to earn the win.

Tigers Swept Demon Deacons at Home

Clemson, ranked as high as #17 in the nation, swept Wake Forest by a combined score of 15-6 at Doug Kingsmore Stadium from April 12-14. The Tigers outthit the Demon Deacons .291 to .233 and totaled two doubles, four triples, two homers, 21 walks against only 13 strikeouts, and eight steals. Shane Kennedy went 5-for-11 with three walks and two steals. The Tiger pitching staff had a 1.24 ERA and 26 strikeouts against 11 walks while allowing only four extra-base hits, all doubles. In 11.1 innings pitched, the Clemson bullpen allowed just four hits, no runs, and three walks with 11 strikeouts.

In game-one on April 12, every Tiger starter had at least one hit in Clemson's 8-2 win over Wake Forest. Clemson built a 4-0 lead and pulled away with three runs in the sixth inning. Clemson outthit Wake Forest 13-8 and totaled 10 walks against only two strikeouts. Garrett Boulware hit a solo homer in the first inning, while Steven Duggar, Joe Costigan, and Steve Wilkerson hit one triple apiece. Eight different Tigers scored one run, while six different Tigers had one RBI. Daniel Gossett allowed just one earned run with nine strikeouts in 6.0 innings pitched to earn the win.

In game-two on April 13, Matthew Crownover and three relievers combined on a seven-hit shutout in Clemson's 1-0 win over Wake Forest. Crownover gave up five hits and no runs with four strikeouts in 5.1 innings pitched, then Scott Firth pitched 2.0 perfect innings with two strikeouts to record the save. Clemson allowed only one Demon Deacon to advance past second base. The Tigers scored their lone run in the fifth inning on Tyler Krieger's two-out single to score Duggar, who reached as the lead-off batter on an error. Wake Forest outthit Clemson 7-5, but could not score any of its 11 baserunners in the game.

In game-three on April 14, Steven Duggar hit a two-run, walkoff homer in the 11th inning to lift Clemson to a 6-4 win over Wake Forest. The Demon Deacons battled back from deficits of 2-0 and 4-2 to tie the score each time, but with two outs in the 11th inning, Duggar hit a 2-1 breaking pitch over the fence in right field for a two-run homer to end the game. Duggar went 3-for-5 with four RBIs to lead the Tigers' 12-hit attack. Firth gave up just one hit and no runs with four strikeouts in 3.0 innings pitched in relief to earn the win.

Hurricanes Rebounded to Claim Series in Coral Gables

Miami (FL) won two of three games over #12 Clemson by a combined score of 9-2 at Alex Rodriguez Park from April 19-21. Miami outthit the Tigers .272 to .160. Steve Wilkerson led Clemson at the plate by going 4-for-10. Miami limited Clemson to just 2-for-35 (.057) with runners on base and 0-for-10 with runners in scoring position in the series. The Tiger pitching staff had a 2.16 ERA and allowed just three extra-base hits, all doubles.

In game-one on April 19, Daniel Gossett, Matt Campbell, and Scott Firth combined for a four-hit shutout in Clemson's 1-0 victory over Miami. Gossett allowed just three hits with 10 strikeouts in 7.0 innings pitched, while Firth pitched a perfect ninth inning to record the save. The three Tiger righthanders combined to allow only two baserunners past first base and one baserunner past second base. Jon McGibbon led off the sixth inning with a walk,

advanced to third on Tyler Slaton's single up the middle, and scored on Thomas Brittle's groundout for the game's only run.

In game-two on April 20, Bryan Radziewski struck out 10 batters in 7.0 innings pitched to lead Miami to a 2-1 win over Clemson. The Tigers took the lead with a run in the second inning, but Miami scored single runs in the third and fifth innings. Clemson hit two, two-out singles in the ninth inning, but fell short. Three Tiger pitchers combined to allow two unearned runs, but the three Miami hurlers combined to allow just one run on four hits with 13 strikeouts. Garrett Boulware had two of the Tigers' four hits in the game, but it was not enough, as Clemson's 11-game winning streak came to an end.

In game-three on April 21, Andrew Suarez pitched a six-hit shutout in Miami's 7-0 victory over Clemson. The lefthander allowed six singles, no runs, and no walks with five strikeouts in throwing only 109 pitches. The Hurricanes scored one run in the first inning and two runs in the second inning. Miami put the game away with three runs on five hits in the eighth inning. Alexander Hernandez went 3-for-5 with two RBIs to lead Miami, who outthit the Tigers 13-6 and did not strike out for the second game in a row. Wilkerson went 3-for-4 to lead the Tigers.

Tigers Pounded Western Carolina 12-1 Behind 17 Hits

The #13 Clemson Tigers totaled a season-high 17 hits in their 12-1 win over Western Carolina at Doug Kingsmore Stadium on April 24. The Tigers scored four runs in the third inning, four runs in the fourth inning, and three runs in the sixth inning to break the game open. Garrett Boulware went 3-for-4 with four RBIs and two runs, while Tyler Slaton, Mike Triller, Steven Duggar, Shane Kennedy, and Jon McGibbon all added two hits apiece. Zack Erwin pitched 5.0 strong innings with four strikeouts to earn the win in his first career start.

Clemson Took Two From Yellow Jackets in Tigertown

Clemson, ranked as high as #13 in the nation, won two of three games over #19 Georgia Tech by a combined score of 24-20 at Doug Kingsmore Stadium on April 26, 27. Georgia Tech outthit the Tigers .303 to .284, while Clemson had 30 walks against only 14 strikeouts, a .436 on-base percentage, and nine steals in the series. Tyler Krieger went 7-for-12 (.583) with a double, four RBIs, and four walks, while Jon McGibbon went 4-for-10 with five RBIs and four walks. Malee Gibson went 4-for-8 with four RBIs and five runs as well. The Tiger pitching staff had a 3.41 ERA and 27 strikeouts against 11 walks.

In game-one on April 26, which was the first game of a doubleheader, Clemson totaled 13 hits in its 11-3 win over Georgia Tech. The Tigers scored all 11 runs in their final four innings at the plate. Clemson totaled eight walks against only four strikeouts. Krieger went 3-for-3 with two RBIs and two walks, while McGibbon went 2-for-3 with three RBIs and two walks. Steven Duggar added two hits, two runs, two walks, and a steal. Daniel Gossett allowed just one run on five hits in 7.0 innings pitched to earn the win.

In game-two on April 26, which was the second game of a doubleheader, Krieger hit a two-out single down the left-field line to score Garrett Boulware in the 11th inning for a 4-3 walkoff win. The Tigers trailed 3-1 before Clemson plated two runs in the ninth inning to tie the score. The Tigers totaled just five hits, but they walked 15 times against only four walks and took advantage of five Georgia Tech errors. Tyler Slaton had a game-high four walks, while Boulware and Krieger had two hits apiece. Scott Firth pitched 2.0 scoreless innings in relief to earn the victory.

In game-three on April 27, Georgia Tech scored 10 runs in the fifth inning on its way to a 14-9 win over Clemson. The Tigers scored four runs in the first inning to take a 4-2 lead, but the Yellow Jackets took advantage of two costly

Clemson errors to score 10 runs, eight of which were unearned, in the fifth inning. Clemson pulled within 12-9 and had the bases loaded with no outs in the seventh inning, but could not pull any closer. Zane Evans went 6-for-6 with two homers, one double, four RBIs, and four runs to lead Georgia Tech's 18-hit attack. Gibson went 3-for-5 with four RBIs to pace the Tigers, who had 13 hits.

Clemson Rebounded to Claim Series Over Maryland

Clemson, ranked as high #14 in the nation in game-one and #15 in the final two games, won two of three games over Maryland at Doug Kingsmore Stadium on May 4, 6. Both teams scored 14 runs, while the Terrapins outthit the Tigers .288 to .236. Jon McGibbon led the Tigers by going 3-for-7 (.429) with three RBIs, while Shane Kennedy and Steve Wilkerson both totaled four hits. The Tiger pitching staff had a 2.67 ERA and 17 strikeouts against eight walks.

In game-one on May 4, Jimmy Reed struck out 11 and allowed just two runs on four hits in 8.0 innings pitched to lead Maryland to a 7-2 win over Clemson. Maryland scored three runs in the second inning and never looked back. Kennedy hit a two-run homer in the sixth inning to cut the Terrapins' lead to 5-2, but Maryland scored two runs in the sixth inning to put the game away. Kyle Convisar went 3-for-4 with a homer to lead the Terrapins, who totaled 14 hits in the contest. Jay Baum had a team-high two hits to lead Clemson, who had four hits.

In game-two on May 6, which was the first game of a doubleheader, Scott Firth struck out two batters with the bases loaded in the ninth inning to preserve Clemson's 3-2 win over Maryland. The Tigers scored two runs in the sixth inning to take a 3-1 lead, then Maryland scored a run in the eighth inning to cut Clemson's lead in half. But Firth worked out of a jam in the ninth inning to record the save, while Zack Erwin earned the victory in his first career ACC start by allowing only one run on five hits in 6.0 innings pitched. Wilkerson and McGibbon both had two hits to lead the Tigers, who were outthit 10-5.

In game-three on May 6, which was the second game of a doubleheader, Clemson scored four runs in the first inning on its way to a 9-5 win over Maryland. The Tigers scored a run in the sixth inning to build an 8-0 lead before Maryland took advantage of two Tiger errors to score five runs in the seventh inning. But Matt Campbell pitched 2.0 scoreless innings to record the save. Starter Matthew Crownover pitched 6.0 scoreless innings of four-hit ball to earn the victory. Five different Tigers had two hits apiece to lead Clemson's 12-hit attack.

Tigers Pounded Paladins in Doubleheader Sweep

Clemson, ranked as high as #15 in the nation, swept Furman in a doubleheader by a combined score of 26-4 at Fluor Field in Greenville, SC on May 8. The Tigers outthit the Paladins .389 to .197 and totaled 28 hits, 18 walks, three hit-by-pitches, a .516 on-base percentage, and 12 steals. Jon McGibbon went 5-for-6 with a double, four RBIs, five runs, two walks, and one steal. Steve Wilkerson went 5-for-8 with a double, triple, five RBIs, two runs, and four walks. Shane Kennedy went 4-for-7 with a homer, two RBIs, four runs, one walk, and four steals. Thomas Brittle, Maleeke Gibson, and Steven Duggar also added four hits apiece. The Tiger pitching staff had an 0.50 ERA and allowed just one earned run and 13 hits with 15 strikeouts.

In game-one on May 8, which was the first game of a doubleheader, Clemson scored six runs in the seventh inning on its way to a 14-2 win over Furman. The Tigers outthit the Paladins 14-2, scored a season-high 14 runs, and were led by Wilkerson, who went 3-for-4 with a double, triple, four RBIs, and two walks. Kennedy and Brittle added three hits apiece, while Gibson and Duggar totaled three RBIs apiece. In his first career start away from home, Brody Koerner allowed just one hit and no runs with seven strikeouts in 6.0 innings pitched to earn the victory.

In game-two on May 8, which was the second game of a doubleheader, Clemson broke open a close game with four runs in the sixth inning in its 12-2 win over Furman. McGibbon went 4-for-4 with three RBIs and two runs in Clemson's 14-hit attack. Kennedy added a solo homer, three runs, and three of the Tigers' seven steals in the game. Kyle Schnell pitched 2.1 perfect innings in relief with two strikeouts to earn the win. Schnell and Jackson Campana combined to hold Furman hitless and scoreless over the last four innings.

Clemson Swept Georgia Southern at Home

Clemson, ranked as high as #15 in the nation, swept Georgia Southern by a combined score of 25-7 at Doug Kingsmore Stadium from May 10-12. The Tigers outthit the Eagles .357 to .204 and totaled four doubles, one triple, 17 walks against only 16 strikeouts, and seven stolen bases. Garrett Boulware went 6-for-10 with four RBIs and five runs, while Shane Kennedy went 5-for-10 with a triple, three RBIs, three runs, and two walks. The Tiger pitching staff had a 2.00 ERA and 24 strikeouts, while the Clemson defense committed just one error in the series.

In game-one on May 10, Daniel Gossett struck out 12 batters to lead Clemson to a 7-1 win over Georgia Southern. In 7.1 innings pitched, Gossett allowed just two hits, one run, and two walks with 12 strikeouts to earn the victory. Three Tiger relievers combined to pitch 1.2 scoreless innings to close out the game. Clemson scored three runs in the fourth inning to take a 4-0 lead and cruised the rest of the way. Boulware and Mike Triller both went 2-for-3 with two RBIs, while Kennedy went 2-for-2 with two of Clemson's nine walks in the game.

In game-two on May 11, Matthew Crownover, Patrick Andrews, and Jackson Campana combined on a four-hit shutout in Clemson's 7-0 win over Georgia Southern. Crownover allowed just three hits, no runs, and three walks with eight strikeouts in 7.0 innings pitched to earn the win, then Andrews and Campana each pitched a scoreless inning to close out the game. No Eagle baserunner advanced past second base in the game. Steven Duggar went 3-for-4 to lead Clemson's 12-hit attack, while Boulware, Kennedy, and Tyler Krieger added two hits apiece.

In game-three on May 12, Clemson pounded out 14 hits in its 11-6 win over Georgia Southern. The Tigers scored five runs in the second inning to take a 5-1 lead and never looked back. Five different Tigers had two hits apiece, as Maleeke Gibson went 2-for-4 with a double, two RBIs, and two runs. Krieger went 2-for-4 with two RBIs as well. Tiger batters combined to walk five times against only two walks. Starter Zack Erwin tossed 5.0 innings to earn the win, then four Tiger relievers each pitched an inning to close out the game.

Tigers Rallied to Edge USC Upstate 8-7 on Walkoff Homer

Kevin Bradley hit a three-run, walkoff homer with one out in the ninth inning to lift #14 Clemson to an 8-7 win over USC Upstate at Doug Kingsmore Stadium on May 14. The Spartans scored six runs in the third inning to take a 6-4 lead. Trailing 7-5 and with runners on the corners in the ninth inning, Bradley belted an opposite-field home run, the first long ball of his career, to left field. Bradley went 2-for-3 with two runs, one walk, and one hit-by-pitch, as he only started at first base at the last minute due to Jon McGibbon's illness. Scott Firth recorded the victory.

Seminoles Won Last Two To Take Series Over Tigers

Florida State, ranked as high as #8 in the nation, won two of three games over #14 Clemson at Dick Howser Stadium from May 16-18. Both teams scored 10 runs, while Clemson outthit the Seminoles .295 to .261 in the series. Clemson also totaled six doubles, two homers, 10 walks, and eight steals. Jon McGibbon led the Tigers by going 6-for-10, while Thomas Brittle went 4-for-9 with two walks

and a hit-by-pitch. The Tiger pitching staff had a 3.60 ERA and 15 strikeouts. Clemson committed only one error in the series as well.

In game-one on May 16, Daniel Gossett tossed 6.0 scoreless innings of three-hit ball to lead Clemson to an 8-2 win over Florida State. Gossett allowed just three singles and three walks with three strikeouts to earn the victory. Matt Campbell pitched 2.0 hitless and scoreless innings with three strikeouts to close out the game. Clemson scored six combined runs in the first four innings and added two runs in the sixth inning. Steve Wilkerson hit a solo homer in the first inning, while Brittle hit an inside-the-park, two-run homer in the third inning.

In game-two on May 17, Florida State scored two runs in the first inning and held on for a 2-1 victory over Clemson. The Tigers put their leadoff batter on base in five straight frames from innings 3-7, but only scored a single run in the sixth inning on Shane Kennedy's run-scoring groundout. Wilkerson went 3-for-4 with a run and steal to lead the Tigers, who outthit the Seminoles 7-5. Starter Luke Weaver struck out eight in 7.1 innings pitched to earn the win. Clate Schmidt pitched 3.2 hitless and scoreless innings in relief for the Tigers as well.

In game-three on May 18, Brandon Leibrandt and Billy Strode combined to allow only one run on 13 hits in Florida State's 6-1 win over Clemson. The Tigers scored one run in the first inning, but they could not score again. Clemson had 16 batters reach base, but left 13 runners on base, including 10 in scoring position. McGibbon had a game-high three hits, while Steven Duggar added two hits and Clemson's only RBI of the game. Both teams had 13 hits in the contest. Florida State clinched the ACC Atlantic Division title with the victory.

Tigers Went 0-3 in the ACC Tournament

Clemson, ranked as high as #14 in the nation, went 0-3 in the ACC Tournament at Durham (NC) Bulls Athletic Park from May 22-25. The Tigers were outscored 25-10 and batted .207 with eight stolen bases. Maleeke Gibson went 5-for-15 with two runs to lead the Tigers. The Tiger pitching staff had a 6.39 ERA.

In the Tigers' first game on May 22, #9 N.C. State broke a 2-2 tie with four runs in the seventh inning and held on for a 6-3 win over Clemson. With N.C. State leading 2-1, Clemson loaded the bases with no outs in the sixth inning. But Clemson only scored one run in the frame. Jake Fincher hit a run-scoring single in the seventh inning to give N.C. State the lead for good, then Brett Austin added a two-run double. Garrett Boulware hit a long solo homer in the ninth inning, but it was not enough for Clemson, who outthit the Wolfpack 8-6. Boulware went 3-for-4 with a homer and double.

In the Tigers' second game on May 24, #3 North Carolina scored five runs in the 14th inning to defeat Clemson 12-7. The Tigers led 7-2 entering the ninth inning, but a leadoff walk and three singles set up Brian Holberton's two-out, three-run homer to tie the score. Clemson left eight combined runners on base in the ninth, 11th, 12th, and 13th innings without scoring. Then the Tar Heels scored five runs with one out in the 14th inning. Shane Kennedy went 3-for-5 with two runs and two steals for the Tigers. Cody Stubbs had a game-high four hits to lead the Tar Heels, who outthit Clemson 19-11.

In the Tigers' third game on May 25, Bryan Radziewski and Eric Nedejkovic combined for a four-hit shutout to lead Miami (FL) to a 7-0 victory over Clemson. Radziewski allowed four hits, no runs, and two walks with five strikeouts in 8.0 innings pitched to earn the win. The Hurricanes scored two runs in the first inning and never looked back. Chantz Mack had a game-high three runs to lead Miami, who outthit the Tigers 11-4. Steven Duggar went 2-for-3 with a double to lead the Tigers.

Tigers Fell Short in Columbia Regional

Clemson, ranked as high as #17 in the nation, went 1-2 and finished in third place in the Columbia (SC) Regional while outscoring its opponents 14-13 at Carolina Stadium from May 31 to June 2. Clemson defeated Saint Louis for its lone win, while the Tigers lost both games against Liberty. The Tigers were out-hit .298 to .229 and totaled three doubles and three homers. Shane Kennedy (3B) was named to the Columbia Regional All-Tournament team by going 4-for-13 (.308) with one homer, two RBIs, and two runs in three games. Steven Duggar went 6-for-13 (.462) with two doubles and two RBIs. The Tiger pitching staff had a 4.15 ERA.

In the Tigers' first game on May 31, Josh Richardson pitched a complete-game six-hitter to lead Liberty to an 8-3 win over Clemson. Richardson allowed just six hits, two earned runs, and no walks to earn the victory. Liberty scored two runs in the third inning to take a 3-1 advantage and never relinquished the lead. Trey Wimmer's three-run homer in the sixth inning put the game out of reach. Wimmer went 2-for-4 with six RBIs to lead the Flames' 13-hit attack. Duggar went 3-for-4 with a double and two RBIs to lead the Tigers.

In the Tigers' second game on June 1, Steve Wilkerson hit two homers with five RBIs to lead Clemson to a 10-2 win over Saint Louis in the first-ever meeting between the two schools. Wilkerson's two-run homer in the third inning gave Clemson the lead for good, then he added a three-run home run in the fourth inning. Kennedy also hit a solo homer in the third inning. Daniel Gossett pitched 6.0 effective innings to earn the win, while Kyle Schnell tossed 3.0 scoreless innings to record the save. Clemson was aided by three double plays and no errors on defense.

In the Tigers' third game on June 3, Trey Lambert and Ashton Perritt combined to allow just one of 13 baserunners to score in Liberty's 3-1 win over Clemson. The Tigers scored the game's first run in the top of the fourth inning, but with runners on second and third with no outs, they could not add to their lead. The Flames responded with two runs in the bottom of the fourth inning and held on for the two-run win. Both teams had eight hits, but the Tigers were 1-for-14 with runners in scoring position. Garrett Boulware went 3-for-4 with an RBI to lead Clemson.

2013 SEASON REVIEW STORY

The 2013 Clemson baseball team overcame a slow start with winning streaks of 11 and nine games during the second half of the season to finish with 40 wins. That was quite an accomplishment considering the Tigers did not have a First-Team All-ACC player and started six freshmen in a single game in the Columbia (SC) Regional.

The Tigers had an 18-12 ACC regular-season record in the nation's best conference according to the RPI at WarrenNolan.com. That was due in large part to Clemson not being swept during any of its 14 weekend series. The Tigers were the only ACC Atlantic Division team who could make that claim.

Clemson made its 38th NCAA Tournament appearance overall and 26th in the last 27 years in 2013 under the leadership of Head Coach Jack Leggett. In his 20th season at the helm of the Tiger program, Leggett moved into 11th place in career wins as a head coach at the Division I level and will be inducted into the **ABCA** Hall of Fame in January, a rare feat for an active head coach.

A 40-win season was accomplished against a schedule that was rated #13 in the nation by WarrenNolan.com. More impressive was the fact that Clemson reached the 40-win mark with a roster that had just 17 of 35 players who had played in a game in a Tiger uniform prior to the 2013 season. Four of Clemson's five walkoff hits, tied for most under Leggett, were by freshmen as well. All that enabled the Tigers to finish with a top-25 final ranking for the 16th time in Leggett's 20 seasons as head coach at Clemson.

Clemson's success was due in large part to its 9-4 record in one-run games and 19-9 mark in games decided by three runs or less. The Tigers were just 16-11 after 27 games, but a crucial one-run win at #1 North Carolina on April 1 started the Tigers' 11-game winning streak. Clemson, who later had a nine-game winning streak, won 23 of 27 games from April 1 to May 16. Clemson was 8-1 in one-run games and 12-1 in games decided by three runs or less during that 27-game span.

The strength of the 2013 team was its pitching staff. Clemson's 3.21 ERA was its best mark since 1996, while the staff had eight shutouts, also the most since 1996. The freshman pitchers contributed 16 of the team's 40 wins, good for 40 percent. Tiger freshmen also pitched 40 percent of the team's innings.

Offensively, the Tigers had a .276 batting average, but they excelled on the basepaths. Clemson's 111 stolen bases, 16th-most in the nation and most in the ACC, were its most since 2000. It was a team effort on the bases, as no Tiger swiped more than 22 bases. The Tigers were also solid in the field with a .972 fielding percentage, the third-best mark in school history.

Shane Kennedy, a Second-Team All-ACC selection, led the Tiger offense with a .317 batting average. Clemson's predominant designated hitter also led the squad in runs (47), walks (37), on-base percentage (.408), and steals (22) in starting all 62 games. Kennedy's 11-game hitting streak from April to May was the Tigers' longest in 2013 as well.

Clemson's other Second-Team All-ACC selection among position players was second-baseman Steve Wilkerson. It was the second year in a row he earned that honor after hitting .291 with a team-high 16 doubles, four homers, 37 RBIs, and 10 steals in 2013.

But perhaps Clemson's best hitter was catcher Garrett Boulware, who batted .308 and led the team in homers (8), RBIs (45), and slugging percentage (.476) a year after seeing limited action. For his efforts, he received the Mitchell Award as Clemson's most valuable player.

Outfielder Steven Duggar earned freshman All-America honors by **Collegiate Baseball**. He batted .300 with 15 steals along with totaling a team-high nine outfield assists in starting all 62 games in right field.

Jon McGibbon, who committed just one error at first base, was Clemson's hottest hitter in the latter stages of

the season and ended with a .285 batting average, while outfielder Thomas Brittle had 19 stolen bases. Brittle also reached base via a hit or walk in each of the last 20 games, a season-long on-base streak by a Tiger.

The pitching staff was led by righty Daniel Gossett, a Second-Team All-ACC pick who was Clemson's #1 weekend starter all season. The Stowe Award winner as the Tigers' most valuable pitcher, Gossett had a 10-4 record, 2.56 ERA, and .213 opponents' batting average in 98.1 innings pitched over 16 starts. He became the first Tiger since 2002 to record double-digit wins and totaled a 7-2 record along with a 2.67 ERA in 10 ACC regular-season starts.

Lefthander Matthew Crownover joined Duggar on the **Collegiate Baseball** Freshman All-America team. He had a 7-3 record and 2.19 ERA in 70.0 innings pitched over 15 appearances (14 starts). Crownover, who became the first freshman to lead Clemson in ERA since 2003, led the ACC in ERA in league games with a 1.73 mark.

Clemson's second-half resurgence coincided with righthander Scott Firth's move to the bullpen in late March. He pitched his first 18.1 innings out of the bullpen without allowing an earned run. Overall, he had a 6-5 record, four saves, and a 3.23 ERA in 61.1 innings pitched. Firth was drafted in the 19th round by the Rockies after the season.

Like Firth, righty Patrick Andrews excelled out of the bullpen after an unsuccessful stint as a starter. In his 22 relief appearances, he was 1-0 with a team-best 2.08 ERA in 34.2 innings pitched. Overall, he had a 2.87 ERA and .217 opponents' batting average in 37.2 innings pitched.

Righthander Kyle Schnell played a key role out of the bullpen in his first season with the Tigers. The sidearm pitcher had a 2-0 record, two saves, and a 2.84 ERA in a team-tying-high 24 relief appearances.

Righty Jonathan Meyer had a 2-0 record and 3.28 ERA while allowing only seven walks against 37 strikeouts in 46.2 innings pitched. Righthander Matt Campbell added had a team-high seven saves, a .192 opponents' batting average, and 35 strikeouts in 28.0 innings pitched.

Freshman lefthander Zack Erwin provided valuable innings as both a starter and reliever. He had a 5-2 record, two saves, and a 3.45 ERA in 60.0 innings pitched.

The Tigers, who opened the season unranked, won two of three games at home over William & Mary, who went on to play in the NCAA Tournament. In game-one, Kennedy's two-out, two-run homer in the eighth inning scored the game's only runs. After the Tribe totaled 16 hits in an 11-2 win in game-two, the Tigers scored 12 runs on 14 hits in their last three innings at the plate to defeat William & Mary 12-2 in the series-finale.

The following weekend, Clemson swept Wright State at home by a combined score of 18-3. The Tigers allowed just three of the Raiders' 39 baserunners to score in the series. After a 5-3 win in game-one, the Tigers blanked Wright State 6-0 in game-two despite the Raiders putting 19 batters on base. Clemson capped the sweep with a 7-0 victory behind 8.0 scoreless innings pitched by Firth.

After a 3-2 Winthrop win in 11 innings at Clemson on February 27, #7 South Carolina topped the Tigers twice in the annual three-game series. South Carolina beat Clemson 6-0 at Doug Kingsmore Stadium, then Clate Schmidt, who earned the Bob Bradley Award as Clemson's series MVP, pitched 7.0 strong innings to earn the victory in the Tigers' 6-3 win at Fluor Field in Greenville. However, South Carolina won the series with an 8-0 victory in Columbia.

The Tigers downed Wofford 9-2 at home, then Clemson won two of three games at #8 N.C. State to open their ACC slates. In game-one, Boulware went 4-for-5 with the first two homers of his career, five RBIs, and three runs in Clemson's 10-5 win. The Tigers overcame a 4-0 deficit to score three runs in the fourth inning and five runs in the fifth inning off Carlos Rodon. Brittle's grand slam in game-two lifted Clemson to a 7-4 win before N.C. State salvaged the series with a 4-1 win in the series-finale.

Clemson defeated Charleston Southern 3-1 in a mid-week home game, then fell twice in three games against #12 Virginia at home. The Cavaliers scored three runs in the ninth inning to tie the score and Mike Papi hit a solo homer in the 11th inning to lift Virginia to a 6-5 win in game-one. Boulware's walkoff single with two outs in the ninth inning gave Clemson a 7-6 win in game-two, then Virginia downed the Tigers 8-5 in game-three.

The Tigers swept Morehead State at home in a two-game, midweek series by a combined score of 15-7, then Clemson won two of three games over Duke at home. In game-one, Gossett tossed a five-hit shutout in Clemson's 7-0 victory. It was the first shutout by a Tiger since 2008. The Tigers won game-two 8-4 behind 4.1 scoreless innings pitched in relief by Erwin, but the Blue Devils responded with a 13-1 victory in game-three to salvage the series. Boulware earned ACC Co-Player-of-the-Week honors for his performance in five games during the week.

Clemson and Georgia split their annual midweek, home-and-home series. Crownover pitched 5.0 strong innings and Tyler Slaton went 4-for-5 in Athens in Clemson's 9-1 win, then the Bulldogs topped the Tigers the following day by a score of 5-3 at Clemson behind three home runs.

The Tigers hit the road to take on top-ranked North Carolina from March 30 to April 1. The Tar Heels won the first two games by scores of 10-3 and 6-2. Clemson came through with a dramatic 5-4 win in 11 innings in game-three when Boulware's groundout scored Jay Baum. Firth, who stranded runners at second and third in the eighth, 10th, and 11th innings, earned the win by tossing 4.2 scoreless innings.

Meyer pitched 7.0 effective innings to lead Clemson to a 4-1 win over Gardner-Webb at home, then the Tigers swept Boston College on the road by a combined score of 17-7 and held the Eagles to a .155 batting average. Slaton went 8-for-12 in the series as well. In game-one, Joe Costigan's three-run double capped the Tigers' six-run seventh inning in Clemson's 7-5 win. After the Tigers' 9-2 win in game-two, Crownover and Campbell combined for a four-hit shutout in Clemson's 1-0 win in game-three.

With the Tigers' first top-25 ranking of the season, Clemson defeated Western Carolina 12-9 in Cullowhee, NC on April 9 behind McGibbon's run-scoring single in the ninth inning that broke a 9-9 tie. The following day against Presbyterian College at Doug Kingsmore Stadium, Tyler Krieger's two-out, walkoff single on an 0-2 pitch gave Clemson a 5-4 win. Krieger had earlier scored the tying run in the eighth inning after his leadoff triple.

Clemson continued its winning ways with a three-game sweep of Wake Forest at home from April 12-14 behind a 1.24 ERA in the series, including 11.1 scoreless innings pitched of four-hit ball by the Tiger bullpen. Gossett struck out nine batters in 6.0 innings pitched to earn the win in Clemson's 8-2 victory in game-one. Crownover and three relievers combined on a seven-hit shutout in Clemson's 1-0 win in game-two. In game-three, Duggar hit a two-out, two-run homer in the 11th inning in the Tigers' 6-4 walkoff win.

The Tiger offense went silent in a three-game series at Miami (FL). Nevertheless, Gossett, Campbell, and Firth combined for a four-hit shutout in Clemson's 1-0 win in game-one. But the Tigers combined for one run in the final two games of the series, as the Hurricanes won by scores of 2-1 and 7-0.

Clemson pounded out 17 hits in its 12-1 win over Western Carolina at Doug Kingsmore Stadium on April 24, then the Tigers won two of three games at home over Georgia Tech. Clemson took advantage of 30 walks in the series. Clemson won the series-opener 11-3, then Krieger hit a walkoff single with two outs in the 11th inning in the Tigers' 4-3 win after Clemson scored two runs in the ninth inning to tie the score. Georgia Tech won game-three by a score of 14-9.

2013 SEASON REVIEW STORY

After a week off for final exams, Maryland topped the Tigers 7-2 in the series-opener. In game-two, Firth struck out two batters with the bases loaded in the ninth inning in Clemson's 3-2 win. In the series-finale, the Tigers scored four runs in the first inning and cruised to a 9-5 victory.

Clemson took on Furman in a doubleheader at Fluor Field, as the Tigers swept the doubleheader by a combined score of 26-4 behind 28 hits, 18 walks, and 12 steals. Clemson won the games by scores of 14-2 and 12-2.

The Tigers made it seven wins in seven days with a three-game sweep of Georgia Southern at home from May 10-12. The Tigers hit .357, while the pitching staff had a 2.00 ERA. In game-one, Gossett struck out 12 batters and allowed only two hits in 7.1 innings pitched in the Tigers' 7-1 win. Crownover, who earned ACC Pitcher-of-the-Week honors, and two relievers combined on a four-hit shutout in Clemson's 7-0 win in game-two, then the Tigers totaled 14 hits in their 11-6 win in game-three.

Perhaps Clemson's most dramatic moment of the season took place in its 8-7 win over USC Upstate at home on May 14. Trailing 7-5 with one out and runners on the corners in the ninth inning, Kevin Bradley belted an opposite-field, three-run homer to give Clemson a walkoff win. It was Bradley's first career homer and he only started at the last minute due to McGibbon's illness.

The Tigers closed the regular season at #8 Florida State, as the Seminoles won two of three games. In game-one, Gossett, who earned ACC Pitcher-of-the-Week honors, pitched 6.0 scoreless innings of three-hit ball in Clemson's 8-2 win. But the Seminoles responded with wins by scores of 2-1 and 6-1 to clinch the ACC Atlantic Division title.

Clemson, who finished third in the ACC Atlantic Division standings and fifth overall, was the #5 seed in the ACC Tournament at Durham, NC. The Tigers lost all three of their games. Clemson fell to #9 N.C. State 6-3 in its first game, then the Tigers lost a heartbreaker by a score of 12-7 in 14 innings to #3 North Carolina. Miami (FL) then blanked the Tigers 7-0. Boulware was named to the All-ACC Tournament team.

Clemson was sent to the Columbia Regional as the #2 seed for the second year in a row. The Tigers went 1-2 despite outscoring the opposition 14-13. Liberty defeated the Tigers 8-3 in the regional-opener.

The Tigers rebounded with a 10-2 win over Saint Louis in the first-ever meeting between the two schools. Wilkerson hit two homers with five RBIs, while Kennedy added a solo homer to give Clemson a season-high three long balls. However, the Tigers' season came to an end when Liberty downed Clemson 3-1. Kennedy was named to the Columbia Regional All-Tournament team.

Tiger fans continued their strong support, as 147,296 fans attended the 31 home dates. The 4,751 fans per date was the seventh-highest average in the nation and highest in the ACC.

CLEMSON'S ACC TOURNAMENT RESULTS

Year	Site	W-L	Score	Opponent
1973	Chapel Hill, NC	W	10-6	Wake Forest
	Chapel Hill, NC	W	3-1	Virginia
	Chapel Hill, NC	L	4-8	N.C. State
	Chapel Hill, NC	L ⁽¹⁰⁾	2-3	N.C. State
1974	Raleigh, NC	W	6-4	North Carolina
	Raleigh, NC	L	2-3	Virginia
	Raleigh, NC	W	9-6	Virginia
	Raleigh, NC	W	12-5	N.C. State
	Raleigh, NC	L	6-8	N.C. State
1975	Chapel Hill, NC	L	2-7	North Carolina
	Chapel Hill, NC	W	15-1	Wake Forest
	Chapel Hill, NC	W	7-6	North Carolina
	Chapel Hill, NC	L	2-3	N.C. State
1976	Clemson, SC	W	2-0	Wake Forest
	Clemson, SC	W	2-1	Maryland
	Clemson, SC	W	3-2	Maryland
1977	Clemson, SC	W	10-3	N.C. State
	Clemson, SC	L	4-5	Wake Forest
	Clemson, SC	W	14-6	N.C. State
	Clemson, SC	L	9-22	Wake Forest
1978	Clemson, SC	W	12-1	N.C. State
	Clemson, SC	W	13-0	Duke
	Clemson, SC	W	7-2	Wake Forest
1980	Raleigh, NC	W	4-0	Wake Forest
	Raleigh, NC	W	9-4	Maryland
	Raleigh, NC	W	5-4	N.C. State
	Raleigh, NC	W	12-3	North Carolina
1981	Chapel Hill, NC	W ⁽¹⁰⁾	7-6	Georgia Tech
	Chapel Hill, NC	L	0-1	Duke
	Chapel Hill, NC	W ⁽¹⁰⁾	6-5	Wake Forest
	Chapel Hill, NC	W	7-4	North Carolina
	Chapel Hill, NC	W	9-2	Duke
	Chapel Hill, NC	W	7-5	North Carolina
1982	Chapel Hill, NC	W	10-9	Duke
	Chapel Hill, NC	W	16-2	Georgia Tech
	Chapel Hill, NC	L	4-6	Virginia
	Chapel Hill, NC	L	0-3	North Carolina
1983	Chapel Hill, NC	W	12-5	Virginia
	Chapel Hill, NC	W	8-1	N.C. State
	Chapel Hill, NC	L	5-6	North Carolina
	Chapel Hill, NC	W	14-7	Duke
	Chapel Hill, NC	W	5-2	North Carolina
	Chapel Hill, NC	L	1-10	North Carolina
1984	Durham, NC	L	5-8	Duke
	Durham, NC	W	7-6	Virginia
	Durham, NC	W	12-1	Maryland
	Durham, NC	L	6-7	North Carolina
1985	Atlanta, GA	W	17-12	Maryland
	Atlanta, GA	W	3-2	North Carolina
	Atlanta, GA	L	9-12	Georgia Tech
	Atlanta, GA	W	10-8	Virginia
	Atlanta, GA	L	5-7	Georgia Tech
1986	Durham, NC	W ⁽¹⁴⁾	6-5	Wake Forest
	Durham, NC	L	5-16	Georgia Tech
	Durham, NC	W ⁽¹⁰⁾	7-2	Maryland
	Durham, NC	L	4-6	N.C. State
1987	Greenville, SC	W	11-4	Wake Forest
	Greenville, SC	W	9-4	North Carolina
	Greenville, SC	W	8-0	N.C. State
	Greenville, SC	L	1-7	Georgia Tech
	Greenville, SC	L	7-11	N.C. State
1988	Greenville, SC	W	9-1	Duke
	Greenville, SC	L	0-1	North Carolina
	Greenville, SC	W	9-0	Maryland
	Greenville, SC	W	5-4	North Carolina
	Greenville, SC	L	6-7	North Carolina
1989	Greenville, SC	W	8-0	Maryland
	Greenville, SC	W	9-3	Georgia Tech
	Greenville, SC	W	5-4	North Carolina
	Greenville, SC	W	9-2	N.C. State
	Greenville, SC	W	12-4	North Carolina
1990	Greenville, SC	W	13-3	Duke
	Greenville, SC	W	7-3	Virginia
	Greenville, SC	L	1-3	North Carolina
	Greenville, SC	L	5-6	N.C. State
1991	Greenville, SC	W	13-1	Maryland
	Greenville, SC	W	7-2	Wake Forest
	Greenville, SC	W	6-5	Georgia Tech
	Greenville, SC	W ⁽¹¹⁾	7-4	Virginia
	Greenville, SC	W	24-8	Georgia Tech

1992	Greenville, SC	W ⁽¹⁰⁾	3-2	Virginia
	Greenville, SC	W	5-2	Florida State
	Greenville, SC	L	1-11	N.C. State
	Greenville, SC	W	5-4	Georgia Tech
	Greenville, SC	W	11-0	Florida State
	Greenville, SC	L	3-7	N.C. State
1993	Greenville, SC	W	4-2	Duke
	Greenville, SC	W	6-1	Florida State
	Greenville, SC	W	9-8	Georgia Tech
	Greenville, SC	W	7-4	North Carolina
	Greenville, SC	L	5-7	Florida State
	Greenville, SC	W	11-7	N.C. State
1994	Greenville, SC	W	7-1	Maryland
	Greenville, SC	W	17-5	N.C. State
	Greenville, SC	W	9-6	Georgia Tech
	Greenville, SC	L	4-10	Florida State
	Greenville, SC	W	4-1	Florida State
1995	Greenville, SC	W	10-0	Maryland
	Greenville, SC	W	6-4	North Carolina
	Greenville, SC	W	11-0	Florida State
	Greenville, SC	W	16-7	N.C. State
	Greenville, SC	L	2-12	Florida State
	Greenville, SC	L	2-8	Florida State
1996	Chapel Hill, NC	W	6-1	Duke
	Chapel Hill, NC	W	6-1	Georgia Tech
	Durham, NC	L	2-4	Virginia
	Durham, NC	L	1-2	Florida State
1997	Saint Petersburg, FL	W	8-6	Wake Forest
	Saint Petersburg, FL	W	7-4	Georgia Tech
	Saint Petersburg, FL	L	4-8	Florida State
	Saint Petersburg, FL	W ⁽¹⁰⁾	11-6	N.C. State
	Saint Petersburg, FL	L	0-10	Florida State
1998	Durham, NC	L	1-4	North Carolina
	Durham, NC	L	6-10	Georgia Tech
1999	Durham, NC	W	7-6	N.C. State
	Durham, NC	L	3-6	Wake Forest
	Durham, NC	W	7-6	Maryland
	Durham, NC	W	8-7	Florida State
	Durham, NC	L	5-9	Wake Forest
2000	Fort Mill, SC	W	9-5	Virginia
	Fort Mill, SC	W	8-4	Florida State
	Fort Mill, SC	L	8-9	Georgia Tech
	Fort Mill, SC	W	12-5	Virginia
	Fort Mill, SC	L	4-8	Georgia Tech
2001	Fort Mill, SC	L	3-7	Virginia
	Fort Mill, SC	W	7-6	North Carolina
	Fort Mill, SC	L	4-5	Florida State
2002	Saint Petersburg, FL	W	10-0	Georgia Tech
	Saint Petersburg, FL	L	4-9	Florida State
	Saint Petersburg, FL	W	5-3	N.C. State
	Saint Petersburg, FL	W	8-6	Wake Forest
	Saint Petersburg, FL	L	1-4	Florida State
2003	Salem, VA	L	2-10	North Carolina
	Salem, VA	L	4-7	Duke
2004	Salem, VA	W	7-6	North Carolina
	Salem, VA	L ⁽¹³⁾	7-11	Georgia Tech
	Salem, VA	W	12-1	N.C. State
	Salem, VA	L	5-6	North Carolina
2005	Jacksonville, FL	L	1-8	Virginia
	Jacksonville, FL	W	9-1	Miami (FL)
	Jacksonville, FL	W	5-4	N.C. State
	Jacksonville, FL	L	4-5	Virginia
2006	Jacksonville, FL	W ⁽⁷⁾	13-1	Wake Forest
	Jacksonville, FL	W	3-2	Georgia Tech
	Jacksonville, FL	L ⁽¹⁰⁾	7-8	Georgia Tech
	Jacksonville, FL	W	16-11	Georgia Tech
	Jacksonville, FL	W	8-4	N.C. State
2007	Jacksonville, FL	W ⁽¹³⁾	5-4	Miami (FL)
	Jacksonville, FL	L	2-3	Wake Forest
	Jacksonville, FL	W	5-1	Florida State
2008	Jacksonville, FL	L	1-7	Miami (FL)
	Jacksonville, FL	L ⁽⁷⁾	0-10	N.C. State
	Jacksonville, FL	W	10-4	Georgia Tech
2009	Durham, NC	L	5-6	Virginia
	Durham, NC	L	4-10	Duke
	Durham, NC	W ⁽¹¹⁾	4-3	North Carolina
2010	Greensboro, NC	L	8-13	N.C. State
	Greensboro, NC	L	8-9	Virginia Tech
	Greensboro, NC	W	9-3	Georgia Tech
2011	Durham, NC	W	9-0	Georgia Tech
	Durham, NC	L	3-6	Florida State
	Durham, NC	W	6-3	N.C. State
2012	Greensboro, NC	L	2-3	Virginia
	Greensboro, NC	W	9-7	Florida State
	Greensboro, NC	L	1-5	Georgia Tech

RECORDS BY SITE & OPPONENT

Site	Years	W-L	Runs	Titles
Atlanta, GA	1	3-2	44-41	0
Clemson, SC	3	8-2	76-42	2
Chapel Hill, NC	5	17-9	168-111	1
Durham, NC	8	10-16	133-158	0
Fort Mill, SC	2	4-4	55-49	0
Greensboro, NC	2	2-4	37-40	0
Greenville, SC	9	35-12	349-196	4
Jacksonville, FL	4	9-6	89-73	1
Raleigh, NC	2	7-2	65-37	1
Saint Petersburg, FL	2	6-4	58-56	0
Salem, VA	2	2-4	37-41	0
Totals	40	103-65	1111-844	9

Team	W-L	Runs
Boston College	0-0	0-0
Duke	8-4	91-51
Florida State	9-11	97-104
Georgia Tech	16-10	208-160
Maryland	12-0	104-30
Miami (FL)	2-2	15-19
North Carolina	16-12	145-141
N.C. State	18-12	221-160
Virginia	10-8	102-87
Virginia Tech	0-1	8-9
Wake Forest	12-5	120-83
Totals	103-65	1111-844

2013	Durham, NC	L	3-6	N.C. State
	Durham, NC	L ⁽¹⁴⁾	7-12	North Carolina
	Durham, NC	L	0-7	Miami (FL)

Totals 103-65 (.613) 40 Tourneys

Note: Championship-clinching wins in **bold**.

CLEMSON'S NCAA TOURNAMENT RESULTS

Year	Site	W-L	Score	Opponent
1947	Charlotte, NC	L	2-8	Alabama
	Charlotte, NC	W	8-3	Auburn
	Charlotte, NC	W	1-0	Alabama
	Charlotte, NC	W	4-1	Alabama
1950	New Haven, CT	L	3-7	Yale
	Kannapolis, NC	L	1-6	Alabama
	Kannapolis, NC	L	2-4	Kentucky
1958	Gastonia, NC	L	6-8	Florida
	Gastonia, NC	W	4-2	George Washington
	Gastonia, NC	W ⁽¹⁰⁾	8-5	Florida State
	Gastonia, NC	W	15-14	Florida
	Gastonia, NC	W	3-1	Florida
	* Omaha, NE	W	3-1	Arizona
	* Omaha, NE	L	4-17	Holy Cross
	* Omaha, NE	L	3-5	Western Michigan
	Gastonia, NC	W	9-6	Georgia Tech
	Gastonia, NC	W	24-2	Florida State
1959	Gastonia, NC	W	5-0	Florida State
	* Omaha, NE	L ⁽¹²⁾	2-3	Arizona
	* Omaha, NE	W	7-1	Colorado State
	* Omaha, NE	L	0-7	Penn State
	Gastonia, NC	L	3-5	Florida State
1967	Gastonia, NC	W	5-0	West Virginia
	Gastonia, NC	W	6-4	Florida State
	Gastonia, NC	W	3-2	Auburn
	Gastonia, NC	L ⁽¹³⁾	5-6	Auburn
	Ypsilanti, MI	L	3-5	Eastern Michigan
	Ypsilanti, MI	L	4-5	Penn State
	Columbia, SC	W	13-2	Furman
1976	Columbia, SC	W	10-4	South Carolina
	Columbia, SC	W	6-2	Furman
	* Omaha, NE	W	9-4	Auburn
	* Omaha, NE	L ⁽¹⁰⁾	2-3	Eastern Michigan
	* Omaha, NE	L	6-10	Arizona
	Coral Gables, FL	W	8-7	Mississippi
	Coral Gables, FL	W	7-2	Miami (FL)
1977	Coral Gables, FL	L	3-10	Miami (FL)
	Coral Gables, FL	W	10-9	Miami (FL)
	* Omaha, NE	L	7-10	Arizona State
	* Omaha, NE	W	13-4	Temple
	* Omaha, NE	L	0-1	Cal State Los Angeles
	Coral Gables, FL	W	8-5	Miami (FL)
	Coral Gables, FL	L	3-9	Marshall
1978	Coral Gables, FL	L	5-7	Miami (FL)
	Coral Gables, FL	W	8-4	Georgia Southern
	Coral Gables, FL	L	1-2	Miami (FL)
	Coral Gables, FL	W	2-0	Georgia Southern
	Coral Gables, FL	L	1-4	Miami (FL)
	Clemson, SC	W	22-4	East Tennessee State
	Clemson, SC	W	6-2	South Carolina
1979	Clemson, SC	W	17-12	South Carolina
	* Omaha, NE	L	5-13	Miami (FL)
	* Omaha, NE	L	4-6	California
	Coral Gables, FL	W	8-5	Miami (FL)
1980	Coral Gables, FL	L	3-9	Marshall
	Coral Gables, FL	L	5-7	Miami (FL)
	Coral Gables, FL	W	8-4	Georgia Southern
	Coral Gables, FL	L	1-4	Miami (FL)
1981	Clemson, SC	W	22-4	East Tennessee State
	Clemson, SC	W	6-2	South Carolina
	Clemson, SC	W	17-12	South Carolina
	* Omaha, NE	L	5-13	Miami (FL)
1982	* Omaha, NE	L	4-6	California
	Clemson, SC	L	2-7	Wichita State
	Clemson, SC	L	1-2	East Tennessee State
	Huntsville, AL	W	8-0	West Virginia
1987	Huntsville, AL	W	6-3	Seton Hall
	Huntsville, AL	L	5-6	Arkansas
	Huntsville, AL	W	6-3	Auburn
	Huntsville, AL	L	2-4	Arkansas
1988	New Britain, CT	W ⁽¹⁹⁾	3-2	Fordham
	New Britain, CT	L	1-6	Rutgers
	New Britain, CT	W	11-1	Saint John's
	New Britain, CT	L	7-8	Kentucky
1989	Tallahassee, FL	W	6-2	Stetson
	Tallahassee, FL	L	7-14	Auburn
	Tallahassee, FL	W	13-5	Stetson
	Tallahassee, FL	W	11-1	Auburn
1990	Tallahassee, FL	L	1-8	Florida State
	Austin, TX	L	6-9	Creighton
	Austin, TX	W	8-5	Texas-Arlington
	Austin, TX	L	3-4	Creighton
1991	Orono, ME	W	13-5	Princeton
	Orono, ME	W	8-3	Villanova
	Orono, ME	W	10-9	Mississippi State
	Orono, ME	W	13-5	Maine
1992	* Omaha, NE	L	4-8	Creighton
	* Omaha, NE	L	11-12	Long Beach State
	Starkville, MS	W	8-4	Yale
	Starkville, MS	L	5-6	UCLA
1993	Starkville, MS	L	6-7	Oklahoma
	Starkville, MS	L	6-7	Oklahoma

1993	Knoxville, TN	W	7-3	Rutgers
	Knoxville, TN	W	10-3	Fresno State
	Knoxville, TN	L	4-11	Fresno State
	Knoxville, TN	L	1-9	Kansas
1994	Clemson, SC	W	5-1	The Citadel
	Clemson, SC	L	1-8	Notre Dame
	Clemson, SC	W	6-1	Old Dominion
	Clemson, SC	L	5-11	Auburn
1995	Clemson, SC	W	8-4	Navy
	Clemson, SC	W	11-5	Jacksonville
	Clemson, SC	W	9-5	Winthrop
	Clemson, SC	W	7-4	Alabama
1996	* Omaha, NE	L	1-3	Tennessee
	* Omaha, NE	L	3-8	Stanford
	Clemson, SC	W	9-1	Charleston Southern
	Clemson, SC	W	5-1	Old Dominion
1997	Clemson, SC	W	6-3	West Virginia
	Clemson, SC	W	12-5	Tennessee
	* Omaha, NE	L	3-7	Miami (FL)
	* Omaha, NE	W ⁽¹⁰⁾	8-5	Oklahoma State
1998	* Omaha, NE	W	14-13	Alabama
	* Omaha, NE	L	5-14	Miami (FL)
	Lubbock, TX	W	13-9	Nevada
	Lubbock, TX	L	6-10	Rice
1999	Lubbock, TX	L	7-12	Texas State
	Clemson, SC	W	12-3	The Citadel
	Clemson, SC	L ⁽¹⁶⁾	1-2	South Alabama
	Clemson, SC	L	5-8	Southern California
2000	Fayetteville, AR	L	5-23	Missouri State
	Fayetteville, AR	W	17-3	Delaware
	Fayetteville, AR	W	12-4	Arkansas
	Fayetteville, AR	W	8-7	Missouri State
2001	Fayetteville, AR	W	7-5	Missouri State
	College Station, TX	L	3-20	Texas A&M
	College Station, TX	W	10-3	Texas A&M
	College Station, TX	L	4-5	Texas A&M
2002	Clemson, SC	W	4-0	Middle Tennessee
	Clemson, SC	W	9-3	Illinois
	Clemson, SC	W	21-3	Middle Tennessee
	Clemson, SC	W	11-4	Mississippi State
2003	Clemson, SC	W	9-4	Mississippi State
	* Omaha, NE	W	10-6	San Jose State
	* Omaha, NE	L	4-10	Stanford
	* Omaha, NE	L	4-5	Louisiana-Lafayette
2004	Clemson, SC	W	4-1	William & Mary
	Clemson, SC	W	24-4	Seton Hall
	Clemson, SC	W	8-2	Seton Hall
	Coral Gables, FL	L	8-10	Miami (FL)
2005	Coral Gables, FL	L	6-14	Miami (FL)
	Clemson, SC	W	15-1	Georgia Southern
	Clemson, SC	W	4-2	East Carolina
	Clemson, SC	W	21-1	East Carolina
2006	Clemson, SC	L	6-9	Arkansas
	Clemson, SC	W	8-7	Arkansas
	Clemson, SC	W	7-4	Arkansas
	* Omaha, NE	W	11-10	Nebraska
2007	* Omaha, NE	W	9-7	Georgia Tech
	* Omaha, NE	L	4-12	South Carolina
	* Omaha, NE	L	2-10	South Carolina
	Auburn, AL	L	8-10	Ohio State
2008	Auburn, AL	W ⁽¹⁰⁾	7-6	Princeton
	Auburn, AL	L	0-15	Auburn
	Athens, GA	W	10-6	Birmingham-Southern
	Athens, GA	L	3-6	Georgia
2009	Athens, GA	W	5-4	Birmingham-Southern
	Athens, GA	W	10-9	Georgia
	Athens, GA	L ⁽¹⁰⁾	6-7	Georgia
	Clemson, SC	W	12-2	North Carolina A&T
2010	Clemson, SC	W	6-0	College of Charleston
	Clemson, SC	W	8-3	Oral Roberts
	Waco, TX	W	4-2	Baylor
	Waco, TX	L	1-7	Baylor
2011	Waco, TX	L	1-6	Baylor
	Clemson, SC	W	3-0	North Carolina-Asheville
	Clemson, SC	W	13-3	Elon
	Clemson, SC	W	8-6	Mississippi State
2012	Clemson, SC	W	11-8	Oral Roberts
	Clemson, SC	W	6-5	Oral Roberts
	* Omaha, NE	W	8-4	Georgia Tech
	* Omaha, NE	L	0-2	North Carolina
2013	* Omaha, NE	L	6-7	Cal State Fullerton
	* Omaha, NE	L	6-7	Cal State Fullerton

2007	Myrtle Beach, SC	W	3-2	Saint John's
	Myrtle Beach, SC	W	11-8	Coastal Carolina
	Myrtle Beach, SC	W	15-3	Coastal Carolina
	Starkville, MS	L	6-8	Mississippi State
2008	Starkville, MS	L	5-8	Mississippi State
	Clemson, SC	W	5-4	Tennessee Tech
	Clemson, SC	L	2-3	Oklahoma State
	Clemson, SC	W	10-0	Tennessee Tech
2009	Clemson, SC	W	15-1	Oklahoma State
	Clemson, SC	W	6-5	Oklahoma State
	Tempe, AZ	L	4-7	Arizona State
	Tempe, AZ	L	2-8	Arizona State
2010	Auburn, AL	W	10-1	Southern Mississippi
	Auburn, AL	W	5-2	Auburn
	Auburn, AL	L	10-11	Auburn
	Auburn, AL	W	13-7	Auburn
2011	Clemson, SC	L	4-5	Alabama
	Clemson, SC	W	19-5	Alabama
	Clemson, SC	W	8-6	Alabama
	* Omaha, NE	W	6-3	Arizona State
2012	* Omaha, NE	W	6-4	Oklahoma
	* Omaha, NE	L	1-5	South Carolina
	* Omaha, NE	L	3-4	South Carolina
	Clemson, SC	W	11-1	Sacred Heart
2013	Clemson, SC	W	12-7	Coastal Carolina
	Clemson, SC	L	6-7	Connecticut
	Clemson, SC	L	1-14	Connecticut
	Columbia, SC	W	11-3	Coastal Carolina
2014	Columbia, SC	L ⁽¹²⁾	4-5	South Carolina
	Columbia, SC	W	5-3	Coastal Carolina
	Columbia, SC	L	3-4	South Carolina
	Columbia, SC	L	3-8	Liberty
2015	Columbia, SC	W	10-2	Saint Louis
	Columbia, SC	L	1-3	Liberty
Totals		113-83 (.577)	38	Tourneys

* - College World Series; Note: Championship-clinching wins in **bold**.

NCAA TOURNAMENT RECORDS

NCAA Tournament Appearances

Rk	Team	App.
1.	Texas	55
2.	Florida State	51
3.	Miami (FL)	42
4.	Oklahoma State	39
5.	Clemson	38
6.	Arizona State	36
	Southern California	36
8.	Cal State Fullerton	35
	Oklahoma	35
10.	Saint John's	34

Consecutive NCAA Tournament Appearances

Rk	Team	Streak	Years
1.	Miami (FL)	41	1973-13
2.	Florida State	36	1978-13
3.	Cal State Fullerton	22	1992-13
4.	Clemson	21	1987-07
5.	Oklahoma State	19	1981-99
	Rice	19	1995-13
7.	Texas	18	1979-96
8.	Louisiana State	17	1989-05
9.	Northern Colorado	15	1952-66
	Oral Roberts	15	1998-12

Consecutive NCAA Tournament Appearances With a Win

Rk	Team	Streak	Start	*End
1.	Texas	36	1972	-----
2.	Cal State Fullerton	35	1975	-----
3.	Florida State	29	1985	-----
4.	Clemson	26	1987	-----
	Oklahoma State	26	1978	2009
6.	Louisiana State	24	1986	-----
7.	North Carolina	21	1983	-----
8.	South Carolina	21	1984	-----
9.	Notre Dame	19	1956	2005
10.	Miami (FL)	18	1993	2011

* - last year of streak

College World Series Appearances

Rk	Team	App.
1.	Texas	34
2.	Miami (FL)	23
3.	Arizona State	22
4.	Florida State	21
	Southern California	21
6.	Oklahoma State	19
7.	Arizona	16
	Cal State Fullerton	16
	Louisiana State	16
	Stanford	16

2013 CLEMSON OVERALL STATS

Record: 40-22 Home: 26-9 Away: 12-8 Neutral: 2-5 ACC: 18-12

Player	avg	gp-gs	ab	r	h	2b	3b	hr	rbi	tb	slg%	bb	hp	so	gdp	ob%	sf	sh	sb-att	po	a	e	fld%
11 Shane Kennedy	.317	62-62	218	47	69	5	4	5	35	97	.445	37	0	48	3	.408	5	3	22-27	22	62	9	.903
30 Garrett Boulware	.308	61-60	227	43	70	12	1	8	45	108	.476	22	5	29	7	.377	3	0	2-2	378	39	2	.995
9 Steven Duggar	.300	62-62	250	39	75	10	2	2	30	95	.380	23	1	41	5	.359	2	3	15-22	124	9	1	.993
17 Steve Wilkerson	.291	59-58	227	36	66	16	2	4	37	98	.432	27	1	55	3	.366	2	1	10-14	98	163	14	.949
12 Jon McGibbon	.285	58-58	207	33	59	5	0	0	37	64	.309	22	5	29	2	.363	3	1	7-8	520	41	1	.998
4 Thomas Brittle	.264	61-61	216	44	57	5	1	2	26	70	.324	32	6	44	1	.373	1	4	19-24	154	1	1	.994
18 Tyler Slaton	.263	59-45	160	18	42	4	1	0	13	48	.300	23	5	34	3	.366	3	3	6-9	110	5	3	.975
3 Tyler Krieger	.257	62-62	218	28	56	10	1	0	27	68	.312	28	4	30	5	.349	2	6	9-15	85	192	12	.958

25 Matt Reed	.500	6-2	4	0	2	1	0	0	2	3	.750	0	0	2	0	.500	0	0	0-0	13	1	0	1.000
35 Mike Triller	.333	23-6	27	3	9	3	0	0	7	12	.444	2	0	6	1	.367	1	2	2-3	12	0	0	1.000
29 Jackson Campana	.333	4-0	3	0	1	1	0	0	1	2	.667	0	0	0	0	.333	0	0	0-0	3	2	0	1.000
5 Joe Costigan	.245	27-11	49	5	12	5	1	0	6	19	.388	8	1	13	1	.362	0	0	0-0	1	0	0	1.000
13 Jay Baum	.228	52-38	136	16	31	4	2	0	8	39	.287	17	2	18	2	.321	1	5	10-17	37	72	8	.932
1 Maleeke Gibson	.227	40-26	110	20	25	3	0	0	16	28	.255	5	2	19	1	.271	1	2	8-9	16	1	1	.944
37 Kevin Bradley	.179	37-7	56	5	10	1	0	1	6	14	.250	8	2	11	1	.294	2	0	1-2	69	5	2	.974
10 Mike Dunster	.154	14-0	13	2	2	0	0	0	2	2	.154	1	0	5	0	.214	0	0	0-0	7	5	0	1.000
50 D.J. Reader	.000	7-0	3	1	0	0	0	0	0	0	.000	2	1	3	0	.500	0	0	0-0	3	1	0	1.000
Totals	.276	62	2124	340	586	85	15	22	298	767	.361	257	35	387	35	.360	26	30	111-152	1689	707	70	.972
Opponents	.261	62	2144	259	560	111	15	25	235	776	.362	202	53	407	46	.337	18	46	61-77	1647	690	97	.960

LOB - Team (486), Opp (515). DPs turned - Team (55), Opp (44). CI - Team (0), Opp (1).

(All games Sorted by Earned run avg)

Player	era	w-l	app	gs	cg	sho	sv	ip	h	r	er	bb	so	2b	3b	hr	b/avg	wp	hp	bk	sfa	sha
44 Matthew Crownover	2.19	7-3	15	14	0	0/3	0	70.0	64	19	17	17	45	12	1	4	.249	1	6	0	0	3
23 Daniel Gossett	2.56	10-4	16	16	1	1/2	0	98.1	78	40	28	38	91	14	2	7	.213	16	8	1	3	5

51 Joseph Moorefield	1.69	0-0	15	0	0	0/1	0	5.1	7	3	1	5	2	2	0	1	.318	1	0	0	1	0
29 Jackson Campana	2.61	0-0	8	0	0	0/2	0	10.1	11	4	3	8	8	3	0	0	.289	3	1	0	0	0
40 Kyle Schnell	2.84	2-0	24	0	0	0/1	2	31.2	35	13	10	10	22	3	0	0	.278	1	5	2	1	1
43 Patrick Andrews	2.87	1-1	23	1	0	0/3	0	37.2	30	15	12	10	25	6	2	1	.217	0	3	1	1	2
20 Scott Firth	3.23	6-5	19	6	0	0/3	4	61.1	63	30	22	18	41	12	3	2	.269	2	6	1	2	10
28 Jonathan Meyer	3.28	2-0	19	3	0	0/1	0	46.2	61	18	17	7	37	15	1	2	.318	2	3	0	2	2
15 Mike Kent	3.38	1-1	13	0	0	0/0	0	18.2	24	9	7	2	12	4	0	1	.316	0	0	0	2	1
33 Zack Erwin	3.45	5-2	22	6	0	0/1	2	60.0	53	27	23	20	32	14	0	2	.248	2	5	1	4	10
42 Clay Bates	3.60	1-0	10	0	0	0/2	0	10.0	9	6	4	6	4	1	0	0	.257	1	5	0	0	2
19 Brody Koerner	3.99	1-1	10	5	0	0/0	0	29.1	24	20	13	22	28	3	5	1	.222	6	4	0	0	5
36 Matt Campbell	4.82	1-1	24	0	0	0/3	7	28.0	19	16	15	13	35	5	0	2	.192	3	0	0	1	0
32 Clate Schmidt	5.34	3-4	16	11	0	0/1	0	55.2	82	39	33	26	25	17	1	2	.343	4	7	1	1	5
Totals	3.21	40-22	62	62	1	8/7	15	563.0	560	259	201	202	407	111	15	25	.261	42	53	7	18	46
Opponents	4.61	22-40	62	62	5	4/2	7	549.0	586	340	281	257	387	85	15	22	.276	54	35	10	26	30

PB - Team (11), BOULWARE 10, BRADLEY 1, Opp (10). Pickoffs - Team (16), CROWNOVER 6, FIRTH 3, GOSSETT 2, CAMPBELL 1, ERWIN 1, ANDREWS 1, SCHMIDT 1, BOULWARE 1, Opp (16).

2013 CLEMSON ACC REGULAR-SEASON STATS

Record: 18-12 Home: 10-5 Away: 8-7 ACC: 18-12

Player	avg	gp-gs	ab	r	h	2b	3b	hr	rbi	tb	slg%	bb	hp	so	gdp	ob%	sf	sh	sb-att	po	a	e	fld%
11 Shane Kennedy	.308	30-30	107	19	33	2	2	2	14	45	.421	19	0	29	1	.406	2	1	5-6	10	20	2	.938
17 Steve Wilkerson	.297	28-27	111	12	33	8	1	1	11	46	.414	7	0	27	1	.333	2	0	4-8	43	68	5	.957
18 Tyler Slaton	.295	29-26	95	9	28	2	1	0	8	32	.337	13	3	20	3	.393	1	3	5-6	62	2	2	.970
12 Jon McGibbon	.294	30-30	109	13	32	2	0	0	14	34	.312	10	2	19	0	.361	1	0	2-3	262	27	0	1.000
30 Garrett Boulware	.275	30-30	120	21	33	7	1	4	21	54	.450	13	2	15	4	.350	2	0	1-1	181	22	0	1.000
3 Tyler Krieger	.270	30-30	111	11	30	4	0	0	12	34	.306	13	1	18	1	.352	0	1	2-7	49	87	8	.944
4 Thomas Brittle	.270	29-29	100	19	27	2	1	2	18	37	.370	15	5	23	1	.388	1	3	8-9	87	1	0	1.000
9 Steven Duggar	.233	30-30	120	19	28	1	1	1	12	34	.283	15	1	20	4	.321	1	0	10-13	61	4	1	.985

35 Mike Triller	.333	7-1	6	1	2	1	0	0	1	3	.500	0	0	2	1	.286	1	1	0-0	1	0	0	1.000
5 Joe Costigan	.308	10-6	26	3	8	4	1	0	5	14	.538	2	0	7	1	.357	0	0	0-0	0	0	0	.000
13 Jay Baum	.206	26-20	68	6	14	1	0	0	3	15	.221	12	1	10	0	.329	1	2	3-7	22	41	6	.913
1 Maleeke Gibson	.195	17-9	41	9	8	2	0	0	6	10	.244	2	0	7	0	.233	0	0	1-1	5	0	1	.833
37 Kevin Bradley	.136	14-2	22	1	3	0	0	0	1	3	.136	3	0	7	0	.231	1	0	0-1	11	2	1	.929
10 Mike Dunster	.000	5-0	4	0	0	0	0	0	0	0	.000	0	0	1	0	.000	0	0	0-0	1	1	0	1.000
29 Jackson Campana	.000	1-0	1	0	0	0	0	0	0	0	.000	0	0	0	0	.000	0	0	0-0	0	0	0	.000
50 D.J. Reader	.000	1-0	1	0	0	0	0	0	0	0	.000	0	0	1	0	.000	0	0	0-0	0	0	0	.000
Totals	.268	30	1042	143	279	36	8	10	126	361	.346	124	15	206	17	.350	13	11	41-62	813	325	36	.969
Opponents	.279	30	1063	136	297	58	7	11	123	402	.378	94	18	180	17	.347	4	26	36-46	810	352	53	.956

LOB - Team (252), Opp (256). DPs turned - Team (23), Opp (23).

(ACC Regular-Season Games Sorted by Earned run avg)

Player	era	w-l	app	gs	cg	sho	sv	ip	h	r	er	bb	so	2b	3b	hr	b/avg	wp	hp	bk	sfa	sha
44 Matthew Crownover	1.73	3-2	7	7	0	0/2	0	36.1	38	9	7	9	21	7	1	1	.275	1	2	0	0	2
23 Daniel Gossett	2.67	7-2	10	10	1	1/1	0	60.2	52	26	18	22	55	10	2	5	.225	9	3	1	2	2
33 Zack Erwin	3.00	3-1	11	2	0	0/0	1	30.0	25	11	10	8	11	3	0	1	.243	0	1	1	1	7
20 Scott Firth	3.82	3-3	11	3	0	0/2	3	30.2	37	15	13	10	23	8	2	0	.296	0	4	1	0	5
32 Clate Schmidt	6.23	1-3	10	8	0	0/0	0	39.0	63	33	27	18	14	13	1	0	.366	1	3	0	0	5

51 Joseph Moorefield	0.00	0-0	6	0	0	0/0	0	1.1	4	2	0	1	0	1	0	0	.500	0	0	0	0	0
43 Patrick Andrews	2.51	0-0	10	0	0	0/1	0	14.1	11	4	4	3	8	4	0	0	.212	0	1	1	0	1
15 Mike Kent	3.72	0-1	6	0	0	0/0	0	9.2	13	5	4	1	6	2	0	1	.325	0	0	0	1	1
40 Kyle Schnell	4.60	1-0	11	0	0	0/0	0	15.2	23	8	8	6	13	3	0	0	.333	1	2	1	0	1
36 Matt Campbell	5.00	0-0	14	0	0	0/2	3	18.0	10	10	10	9	20	2	0	2	.161	3	0	0	0	0
28 Jonathan Meyer	5.11	0-0	7	0	0	0/1	0	12.1	19	7	7	0	7	4	1	1	.358	0	1	0	0	1
29 Jackson Campana	9.00	0-0	1	0	0	0/0	0	1.0	1	1	1	2	0	1	0	0	.333	1	0	0	0	0
42 Clay Bates	10.80	0-0	3	0	0	0/0	0	1.2	1	2	2	3	1	0	0	0	.167	1	1	0	0	0
19 Brody Koerner	54.00	0-0	1	0	0	0/0	0	0.1	0	3	2	2	1	0	0	0	.000	0	0	0	0	1
Totals	3.62	18-12	30	30	1	4/3	7	271.0	297	136	109	94	180	58	7	11	.279	17	18	5	4	26
Opponents	3.80	12-18	30	30	1	1/0	5	270.0	279	143	114	124	206	36	8	10	.268	24	15	3	13	11

PB - Team (5), BOULWARE 5, Opp (6). Pickoffs - Team (10), CROWNOVER 3, FIRTH 2, SCHMIDT 1, GOSSETT 1, CAMPBELL 1, ANDREWS 1, BOULWARE 1, Opp (9).

2013 CLEMSON RESULTS

**40-22 Overall, 18-12 ACC Regular Season, 0-3 ACC Tournament, 1-2 NCAA Tournament,
26-9 Home, 12-8 Away, 2-5 Neutral, 22-14 Day, 18-8 Night, 9-4 One-Run Games, 3-3 Extra Innings, 8-12 vs. Top-25 Teams**

Date	Opponent (Rank)	W-L	Score	Site	CU Rank	Clemson Pitcher	Opp. Pitcher	Time	CU R-H-E	Opp. R-H-E	Attendance
2-15	William & Mary	W	2 - 0	H		Bates (1-0)	• KOEHLER (0-1)	1:56	2 - 7 - 0	0 - 6 - 1	5947
2-16	William & Mary	L	2 - 11	H		• Andrews (0-1)	• Farrell (1-0)	2:39	2 - 10 - 1	11 - 16 - 0	4388
2-17	William & Mary	W	12 - 2	H		• Firth (1-0)	• Inghram (0-1)	2:19	12 - 15 - 2	2 - 4 - 1	4351
2-23	Wright State ⁽¹⁾	W	5 - 3	H		• Gossett (1-0)	• Henn (1-1)	2:43	5 - 7 - 1	3 - 10 - 2	-----
2-23	Wright State ⁽²⁾	W	6 - 0	H		• Schmidt (1-0)	• Braun (0-1)	3:02	6 - 11 - 0	0 - 9 - 1	4803
2-24	Wright State	W	7 - 0	H		• Firth (2-0)	• Sexton (1-1)	2:23	7 - 7 - 0	0 - 5 - 1	5054
2-27	Winthrop	L ⁽¹¹⁾	2 - 3	H		Campbell (0-1)	Ruth (1-0)	2:55	2 - 6 - 1	3 - 4 - 1	4299
3- 1	South Carolina (7-7-8)	L	0 - 6	^H		• Gossett (1-1)	• Montgomery (3-0)	2:33	0 - 3 - 3	6 - 5 - 0	6016
3- 2	South Carolina (7-7-8)	W	6 - 3	N1		• Schmidt (2-0)	• Holmes (1-1)	2:34	6 - 11 - 0	3 - 7 - 0	7125
3- 3	South Carolina (7-7-8)	L	0 - 8	A		• Firth (2-1)	• BELCHER (2-1)	2:09	0 - 3 - 1	8 - 11 - 2	8242
3- 6	Wofford	W	9 - 2	H		• Crownover (1-0)	• Del Monte (0-2)	2:25	9 - 11 - 2	2 - 6 - 0	4270
3- 8	* N.C. State (9-8-14)	W	10 - 5	A		• Gossett (2-1)	• Rodon (1-2)	3:02	10 - 11 - 3	5 - 6 - 4	1642
3- 9	* N.C. State (9-8-14)	W	7 - 4	A		Schnell (1-0)	• Ogburn (1-1)	3:21	7 - 6 - 1	4 - 16 - 1	1877
3-10	* N.C. State (9-8-14)	L	1 - 4	A		• Firth (2-2)	Sasser (1-0)	3:09	1 - 10 - 1	4 - 10 - 4	2087
3-13	Charleston Southern	W	3 - 1	H		• Crownover (2-0)	• AN. TOMASOVICH (0-3)	1:56	3 - 4 - 3	1 - 5 - 0	4244
3-15	* Virginia (22-12-13)	L ⁽¹¹⁾	5 - 6	^H		Kent (0-1)	Crockett (2-0)	3:53	5 - 10 - 0	6 - 12 - 1	4823
3-16	* Virginia (22-12-13)	W	7 - 6	^H		Erwin (1-0)	Kirby (1-1)	3:22	7 - 11 - 1	6 - 9 - 2	5006
3-17	* Virginia (22-12-13)	L	5 - 8	H		• Firth (2-3)	• Howard (3-1)	3:20	5 - 14 - 3	8 - 15 - 0	4919
3-19	Morehead State	W	10 - 5	^H		Kent (1-1)	Hyatt (0-1)	2:36	10 - 12 - 1	5 - 9 - 1	4185
3-20	Morehead State	W	5 - 2	H		Meyer (1-0)	• Anderson (0-3)	2:35	5 - 9 - 1	2 - 10 - 2	4169
3-22	* Duke	W	7 - 0	H		• GOSSETT (3-1)	• Swart (2-1)	2:33	7 - 14 - 0	0 - 5 - 4	4157
3-23	* Duke ⁽¹⁾	W	8 - 4	H		Erwin (2-0)	• Van Orden (1-3)	3:05	8 - 12 - 0	4 - 12 - 3	-----
3-23	* Duke ⁽²⁾	L	1 - 13	H		• Firth (2-4)	• Huber (3-2)	2:59	1 - 5 - 3	13 - 15 - 1	4304
3-26	Georgia	W	9 - 1	^A		• Crownover (3-0)	• Crumley (1-4)	2:34	9 - 13 - 0	1 - 8 - 2	1484
3-27	Georgia	L	3 - 5	^H		• Koerner (0-1)	Ripple (1-0)	3:00	3 - 7 - 1	5 - 7 - 0	5156
3-30	* North Carolina (1-1-1)	L	3 - 10	^A		• Gossett (3-2)	• Emanuel (5-1)	2:31	3 - 11 - 1	10 - 19 - 0	3945
3-31	* North Carolina ^H (1-1-1)	L	2 - 6	^A		• Schmidt (2-1)	Thornton (6-0)	2:18	2 - 6 - 1	6 - 11 - 4	1522
4- 1	* North Carolina (1-1-1)	W ⁽¹¹⁾	5 - 4	^A		Firth (3-4)	O'Brien (0-1)	3:57	5 - 10 - 1	4 - 11 - 2	3205
4- 3	Gardner-Webb	W	4 - 1	^H		• Meyer (2-0)	• Scarborough (1-4)	2:26	4 - 10 - 0	1 - 6 - 3	4528
4- 5	* Boston College	W	7 - 5	A		• Gossett (4-2)	Bayuk (0-1)	2:57	7 - 10 - 2	5 - 4 - 3	1281
4- 6	* Boston College	W	9 - 2	A		• Schmidt (3-1)	• Stevens (0-7)	2:41	9 - 12 - 0	2 - 7 - 3	1651
4- 7	* Boston College	W	1 - 0	A		• Crownover (4-0)	• Chin (1-7)	2:38	1 - 9 - 0	0 - 4 - 3	854
4- 9	Western Carolina	W	12 - 9	^A	22 - 17 - NR	Andrews (1-1)	Nadale (0-2)	3:25	12 - 14 - 1	9 - 12 - 3	1373
4-10	Presbyterian College	W	5 - 4	^H	22 - 17 - NR	Campbell (1-1)	Sanders (3-2)	2:47	5 - 12 - 3	4 - 7 - 2	4613
4-12	* Wake Forest	W	8 - 2	^H	22 - 17 - NR	• Gossett (5-2)	• Pirro (3-5)	3:02	8 - 13 - 1	2 - 8 - 1	5174
4-13	* Wake Forest	W	1 - 0	^H	22 - 17 - NR	• Crownover (5-0)	• Van Grouw (3-5)	2:36	1 - 5 - 1	0 - 7 - 2	5896
4-14	* Wake Forest	W ⁽¹¹⁾	6 - 4	H	22 - 17 - NR	Firth (4-4)	Kaden (0-3)	3:22	6 - 12 - 1	4 - 9 - 2	4870
4-19	* Miami (FL)	W	1 - 0	^A	20 - 12 - 24	• Gossett (6-2)	• Diaz (3-3)	2:21	1 - 5 - 0	0 - 4 - 0	2871
4-20	* Miami (FL)	L	1 - 2	A	20 - 12 - 24	• Crownover (5-1)	• Radziewski (6-1)	2:38	1 - 4 - 3	2 - 8 - 1	2588
4-21	* Miami (FL)	L	0 - 7	A	20 - 12 - 24	• Schmidt (3-2)	• SUAREZ (3-3)	2:22	0 - 6 - 1	7 - 13 - 1	2793
4-24	Western Carolina	W	12 - 1	^H	25 - 13 - NR	• Erwin (3-0)	• Waszak (0-1)	3:10	12 - 17 - 0	1 - 9 - 2	4165
4-26	* Georgia Tech ⁽¹⁾ (20-21-19)	W	11 - 3	H	25 - 13 - NR	• Gossett (7-2)	• Farmer (7-3)	2:56	11 - 13 - 1	3 - 8 - 2	-----
4-26	* Georgia Tech ⁽²⁾ (20-21-19)	W ⁽¹¹⁾	4 - 3	^H	25 - 13 - NR	Firth (5-4)	Evans (0-2)	4:04	4 - 5 - 0	3 - 10 - 5	5231
4-27	* Georgia Tech (20-21-19)	L	9 - 14	H	25 - 13 - NR	• Schmidt (3-3)	King (4-3)	3:20	9 - 13 - 3	14 - 18 - 1	4468
5- 4	* Maryland	L	2 - 7	H	18 - 14 - 22	• Gossett (7-3)	• Reed (6-3)	3:25	2 - 4 - 3	7 - 14 - 0	4195
5- 6	* Maryland ⁽¹⁾	W	3 - 2	H	19 - 15 - 22	• Erwin (4-0)	• Stinnett (5-5)	2:36	3 - 5 - 1	2 - 10 - 1	-----
5- 6	* Maryland ⁽²⁾	W	9 - 5	^H	19 - 15 - 22	• Crownover (6-1)	• Robinson (1-3)	3:05	9 - 12 - 3	5 - 8 - 0	4682
5- 8	Furman ⁽¹⁾	W	14 - 2	A1	19 - 15 - 22	• Koerner (1-1)	• Dittmar (2-2)	3:08	14 - 14 - 2	2 - 4 - 1	4371
5- 8	Furman ⁽²⁾	W	12 - 2	^A1	19 - 15 - 22	Schnell (2-0)	• Smith (4-4)	3:17	12 - 14 - 1	2 - 9 - 3	3410
5-10	Georgia Southern	W	7 - 1	^H	19 - 15 - 22	• Gossett (8-3)	• Hess (4-5)	2:45	7 - 9 - 0	1 - 3 - 1	4611
5-11	Georgia Southern	W	7 - 0	^H	19 - 15 - 22	• Crownover (7-1)	• Richman (4-4)	2:22	7 - 12 - 0	0 - 4 - 2	5347
5-12	Georgia Southern	W	11 - 6	H	19 - 15 - 22	• Erwin (5-0)	• Stevenson (1-4)	2:38	11 - 14 - 1	6 - 12 - 0	4689
5-14	USC Upstate	W	8 - 7	^H	17 - 14 - 19	Firth (6-4)	Sobotka (0-4)	2:57	8 - 8 - 2	7 - 11 - 3	4736
5-16	* Florida State (9-9-8)	W	8 - 2	^A	17 - 14 - 19	• Gossett (9-3)	• P. Miller (6-2)	3:15	8 - 11 - 0	2 - 6 - 1	5053
5-17	* Florida State (9-9-8)	L	1 - 2	^A	17 - 14 - 19	• Crownover (7-2)	• Weaver (6-2)	2:29	1 - 7 - 0	2 - 5 - 0	5086
5-18	* Florida State (9-9-8)	L	1 - 6	A	17 - 14 - 19	• Erwin (5-1)	• Leibbrandt (9-4)	3:00	1 - 13 - 1	6 - 13 - 1	4979
5-22	+ N.C. State (9-10-9)	L	3 - 6	^N2	18 - 14 - 18	• Gossett (9-4)	Easley (5-2)	2:30	3 - 8 - 2	6 - 6 - 0	4834
5-24	+ North Carolina (6-3-5)	L ⁽¹⁴⁾	7 - 12	^N2	18 - 14 - 18	Firth (6-5)	Hovis (3-0)	5:16	7 - 11 - 0	12 - 19 - 3	5447
5-25	+ Miami (FL)	L	0 - 7	N2	18 - 14 - 18	• Schmidt (3-4)	• Radziewski (9-2)	2:51	0 - 4 - 3	7 - 11 - 1	3206
5-31	\$ Liberty	L	3 - 8	N3	22 - 17 - 24	• Erwin (5-2)	• RICHARDSON (4-4)	2:42	3 - 6 - 2	8 - 13 - 1	5604
6- 1	\$ Saint Louis	W	10 - 2	N3	22 - 17 - 24	• Gossett (10-4)	• Bates (8-4)	3:11	10 - 10 - 0	2 - 7 - 3	5485
6- 2	\$ Liberty	L	1 - 3	N3	22 - 17 - 24	• Crownover (7-3)	• Lambert (8-3)	2:49	1 - 8 - 0	3 - 8 - 2	5464

* - ACC regular-season game; + - ACC Tournament; \$ - NCAA Regional; N1, A1 - Greenville, SC (Fluor Field); N2 - Durham, NC; N3 - Columbia, SC; ^ - due to inclement weather, game was completed on Apr. 1; ^ - night game; - - decision came in a starting role; Note: Pitchers in ALL CAPS denotes a complete game; **bold** denotes a Clemson home game; rankings by **Baseball America**, **Collegiate Baseball**, **USA Today**; official home attendance (31 dates): 147,296 (4,751 per date).

2013 TEAM GAME-BY-GAME BATTING STATS

Date	Opponent	ab	r	h	rbi	2b	3b	hr	tb	bb	ibb	sb	cs	hbp	sac	sf	gdp	k	po	a	e	lob	avg
Feb 15	WILLIAM & MARY	32	2	7	2	1	0	1	11	0	0	0	0	0	0	0	0	3	27	13	0	6	.219
Feb 16	WILLIAM & MARY	35	2	10	2	2	0	0	12	2	0	1	1	0	0	0	0	5	27	17	1	8	.254
Feb 17	WILLIAM & MARY	38	12	15	12	5	0	0	20	2	0	1	0	0	1	0	0	6	27	12	2	5	.305
Feb 23	WRIGHT STATE	27	5	7	4	2	0	1	12	7	0	2	3	1	0	1	0	3	27	8	1	7	.295
Feb 23	WRIGHT STATE	33	6	11	6	2	0	0	13	3	0	1	0	1	0	0	0	5	27	12	0	7	.303
Feb 24	WRIGHT STATE	30	7	7	5	3	0	0	10	6	0	4	0	1	1	0	0	4	27	18	0	7	.292
Feb 27	WINTHROP	39	2	6	2	0	0	0	6	2	0	1	0	0	0	1	0	11	33	9	1	7	.269
Mar 01	SOUTH CAROLINA	29	0	3	0	2	0	0	5	2	0	0	0	0	0	0	0	12	27	13	3	4	.251
Mar 02	vs South Carolina	36	6	11	6	1	0	0	12	1	0	0	0	1	0	0	1	10	27	11	0	5	.258
Mar 03	at South Carolina	30	0	3	0	0	0	0	3	0	0	0	0	1	1	0	0	7	24	13	1	5	.243
Mar 06	WOFFORD	30	9	11	9	2	1	0	15	7	0	5	1	0	1	1	1	5	27	11	2	6	.253
*Mar 08	at N.C. State	38	10	11	9	1	0	2	18	3	0	1	1	2	1	0	0	12	27	12	3	7	.257
*Mar 09	at N.C. State	32	7	6	6	1	0	1	10	9	0	1	2	2	0	0	0	8	27	13	1	9	.252
*Mar 10	at N.C. State	35	1	10	1	1	0	0	11	0	0	3	1	2	1	0	0	7	24	8	1	10	.254
Mar 13	CHARLESTON SOUTH	27	3	4	2	1	0	0	5	2	0	4	0	0	0	0	0	5	27	11	3	2	.248
*Mar 15	VIRGINIA	40	5	10	5	3	0	1	16	3	0	0	1	0	0	1	1	14	33	8	0	6	.249
*Mar 16	VIRGINIA	34	7	11	7	0	2	1	18	3	1	0	1	0	2	1	1	6	27	13	1	7	.253
*Mar 17	VIRGINIA	40	5	14	5	2	0	0	16	1	0	0	0	0	0	0	1	5	27	6	3	9	.260
Mar 19	MOREHEAD STATE	33	10	12	10	2	0	1	17	2	0	3	2	1	0	2	0	3	27	14	1	4	.265
Mar 20	MOREHEAD STATE	29	5	9	4	1	0	0	10	3	0	0	1	1	2	0	1	7	27	15	1	6	.267
*Mar 22	DUKE	36	7	14	6	2	0	0	16	2	0	2	2	0	0	1	0	5	27	9	0	8	.273
*Mar 23	DUKE	36	8	12	7	2	0	0	14	3	0	4	1	0	0	0	0	8	27	12	0	7	.276
*Mar 23	DUKE	30	1	5	1	1	0	0	6	4	0	0	1	0	0	1	0	5	27	8	3	7	.272
Mar 26	at Georgia	40	9	13	7	2	0	1	18	3	0	2	0	1	0	0	1	5	27	7	0	8	.274
Mar 27	GEORGIA	31	3	7	3	3	0	0	10	7	0	0	1	0	0	0	2	5	27	9	1	8	.273
*Mar 30	at North Carolina	37	3	11	2	1	0	0	12	2	0	0	0	0	0	1	1	6	24	7	1	10	.274
*Mar 31	at North Carolina	34	2	6	1	0	0	0	6	1	0	0	1	0	0	0	0	13	24	12	1	6	.270
*Apr 01	at North Carolina	43	5	10	4	2	0	0	12	7	1	1	0	0	0	0	0	9	33	16	1	12	.268
Apr 03	GARDNER-WEBB	32	4	10	3	3	0	1	16	4	1	5	0	0	1	0	1	2	27	8	0	9	.270
*Apr 05	at Boston College	37	7	10	6	4	1	0	16	3	1	2	1	0	1	0	0	7	27	14	2	7	.270
*Apr 06	at Boston College	36	9	12	6	3	0	0	15	2	0	0	1	0	0	2	0	0	27	12	0	4	.272
*Apr 07	at Boston College	34	1	9	1	0	0	0	9	2	0	1	1	0	2	0	2	10	27	10	0	10	.272
Apr 09	at Western Carolina	38	12	14	9	1	0	0	15	5	0	3	0	0	2	2	0	8	27	11	1	8	.275
Apr 10	PRESBYTERIAN COLL	34	5	12	4	0	1	1	17	9	2	4	2	1	0	1	1	1	27	12	3	14	.277
*Apr 12	WAKE FOREST	33	8	13	6	0	3	1	22	10	0	3	1	0	1	1	0	2	27	6	1	13	.280
*Apr 13	WAKE FOREST	28	1	5	1	0	1	0	7	5	0	1	1	0	0	0	0	5	27	14	1	8	.278
*Apr 14	WAKE FOREST	42	6	12	6	2	0	1	17	6	0	4	0	0	2	1	0	6	33	17	1	13	.278
*Apr 19	at Miami (FL)	30	1	5	1	0	0	0	5	1	0	0	2	0	0	0	0	8	27	10	0	3	.276
*Apr 20	at Miami (FL)	31	1	4	1	0	0	0	4	4	0	0	0	0	0	1	0	13	24	10	3	8	.272
*Apr 21	at Miami (FL)	33	0	6	0	0	0	0	6	0	0	0	0	0	0	0	0	5	24	16	1	6	.270
Apr 24	WESTERN CAROLINA	38	12	17	9	2	1	0	21	8	0	3	0	1	1	1	1	7	27	8	0	13	.275
*Apr 26	GEORGIA TECH	36	11	13	10	2	0	0	15	8	1	1	0	0	0	1	1	4	27	6	1	10	.277
*Apr 26	GEORGIA TECH	37	4	5	3	1	1	0	8	15	2	6	0	0	0	0	2	4	33	15	0	16	.274
*Apr 27	GEORGIA TECH	36	9	13	8	0	0	0	13	7	0	2	1	0	0	0	3	6	27	10	3	7	.276
*May 04	MARYLAND	30	2	4	2	0	0	1	7	4	0	0	0	0	0	0	1	11	27	12	3	5	.273
*May 06	MARYLAND	27	3	5	3	1	0	0	6	3	0	1	0	2	0	1	1	3	27	14	1	6	.271
*May 06	MARYLAND	32	9	12	9	1	0	0	13	6	0	0	0	3	1	1	1	4	27	10	3	10	.273
May 08	at Furman	35	14	14	14	4	1	0	20	9	0	5	2	3	0	0	0	8	27	12	2	10	.276
May 08	at Furman	37	12	14	10	0	1	1	19	9	0	7	0	0	1	2	1	5	27	15	1	10	.278
May 10	GEORGIA SOUTHERN	29	7	9	7	1	1	0	12	9	1	4	2	0	1	0	0	6	27	9	0	8	.279
May 11	GEORGIA SOUTHERN	34	7	12	4	1	0	0	13	3	0	1	1	0	1	1	1	8	27	14	0	8	.280
May 12	GEORGIA SOUTHERN	35	11	14	11	2	0	0	16	5	0	2	0	0	1	1	1	2	27	18	1	7	.283
May 14	USC UPSTATE	35	8	8	8	1	0	1	12	5	0	3	0	2	1	0	0	4	27	12	2	10	.282
*May 16	at Florida State	36	8	11	7	2	0	2	19	5	0	4	0	4	0	0	1	6	27	8	0	10	.282
*May 17	at Florida State	30	1	7	1	1	0	0	8	3	0	2	2	0	0	0	0	9	24	8	0	5	.281
*May 18	at Florida State	39	1	13	1	3	0	0	16	2	0	2	0	0	0	0	1	5	24	9	1	13	.282
May 22	vs N.C. State	32	3	8	1	1	0	1	12	1	0	3	1	0	0	0	2	6	24	10	2	3	.282
May 24	vs North Carolina	51	7	11	6	0	1	0	13	8	3	5	0	3	3	0	0	12	42	12	0	16	.280
May 25	vs Miami (FL)	28	0	4	0	1	0	0	5	2	0	0	1	0	0	0	3	6	27	12	3	3	.278
May 31	vs Liberty	33	3	6	3	1	0	0	7	0	0	0	0	0	0	0	1	1	27	11	2	3	.277
Jun 01	vs Saint Louis	39	10	10	8	0	0	3	19	4	0	1	1	2	0	0	0	7	27	17	0	8	.276
Jun 02	vs Liberty	33	1	8	1	2	0	0	10	3	0	0	1	0	1	0	0	2	24	8	0	9	.276
Totals		2124	340	586	298	85	15	22	767	257	13	111	41	35	30	26	35	387	1689	707	70	486	.276

2013 TEAM GAME-BY-GAME PITCHING STATS

Date	Opponent	ip	h	r	er	bb	so	2b	3b	hr	wp	bk	hbp	dp	ibb	score	w-l	sv	era
Feb 15	WILLIAM & MARY	9.0	6	0	0	1	7	0	0	0	0	0	1	1	0	2-0	1-0	1	0.00
Feb 16	WILLIAM & MARY	9.0	16	11	10	7	7	2	0	0	1	0	2	2	0	2-11	1-1	1	5.00
Feb 17	WILLIAM & MARY	9.0	4	2	2	1	7	3	0	0	0	0	2	0	0	12-2	2-1	1	4.00
Feb 23	WRIGHT STATE	9.0	10	3	3	2	11	2	0	0	2	0	1	0	0	5-3	3-1	2	3.75
Feb 23	WRIGHT STATE	9.0	9	0	0	5	4	3	0	0	0	0	5	4	0	6-0	4-1	2	3.00
Feb 24	WRIGHT STATE	9.0	5	0	0	2	4	0	0	0	1	0	0	1	0	7-0	5-1	2	2.50
Feb 27	WINTHROP	11.0	4	3	1	3	15	1	0	1	0	0	2	0	0	2-3	5-2	2	2.22
Mar 01	SOUTH CAROLINA	9.0	5	6	1	6	5	0	0	0	2	0	0	0	0	0-6	5-3	2	2.07
Mar 02	vs South Carolina	9.0	7	3	3	4	8	4	0	2	1	0	0	1	0	6-3	6-3	3	2.17
Mar 03	at South Carolina	8.0	11	8	3	3	5	1	0	1	1	1	1	1	1	0-8	6-4	3	2.27
Mar 06	WOFFORD	9.0	6	2	1	1	4	1	1	1	0	0	1	0	0	9-2	7-4	3	2.16
*Mar 08	at N.C. State	9.0	6	5	3	5	12	1	0	2	0	1	0	2	0	10-5	8-4	3	2.23
*Mar 09	at N.C. State	9.0	16	4	3	3	7	1	0	0	0	0	0	1	0	7-4	9-4	4	2.29
*Mar 10	at N.C. State	8.0	10	4	3	2	4	4	1	0	1	2	1	0	1	1-4	9-5	4	2.36
Mar 13	CHARLESTON SOUTH	9.0	5	1	0	0	4	2	0	0	0	0	2	3	0	3-1	10-5	5	2.20
*Mar 15	VIRGINIA	11.0	12	6	6	2	11	3	1	1	1	0	0	1	0	5-6	10-6	5	2.40
*Mar 16	VIRGINIA	9.0	9	6	6	4	4	3	1	0	1	0	1	1	0	7-6	11-6	5	2.61
*Mar 17	VIRGINIA	9.0	15	8	8	2	8	4	1	0	0	0	2	0	0	5-8	11-7	5	2.91
Mar 19	MOREHEAD STATE	9.0	9	5	5	3	6	3	0	1	0	0	2	2	0	10-5	12-7	5	3.02
Mar 20	MOREHEAD STATE	9.0	10	2	1	4	6	2	0	0	1	0	1	3	0	5-2	13-7	6	2.92
*Mar 22	DUKE	9.0	5	0	0	0	3	2	0	0	1	0	0	0	0	7-0	14-7	6	2.78
*Mar 23	DUKE	9.0	12	4	4	2	6	4	0	0	0	0	0	1	0	8-4	15-7	6	2.84
*Mar 23	DUKE	9.0	15	13	13	8	5	3	1	0	1	0	1	1	0	1-13	15-8	6	3.27
Mar 26	at Georgia	9.0	8	1	1	3	5	1	0	0	0	0	0	0	0	9-1	16-8	6	3.18
Mar 27	GEORGIA	9.0	7	5	5	4	9	0	1	3	1	1	0	1	0	3-5	16-9	6	3.25
*Mar 30	at North Carolina	8.0	19	10	10	0	2	3	1	1	0	0	1	1	0	3-10	16-10	6	3.52
*Mar 31	at North Carolina	8.0	11	6	5	3	1	1	0	0	0	0	1	0	0	2-6	16-11	6	3.59
*Apr 01	at North Carolina	11.0	11	4	4	4	3	1	1	1	1	0	2	1	0	5-4	17-11	6	3.58
Apr 03	GARDNER-WEBB	9.0	6	1	1	2	9	2	0	0	0	0	1	2	0	4-1	18-11	7	3.49
*Apr 05	at Boston College	9.0	4	5	3	8	10	0	0	1	2	0	0	0	0	7-5	19-11	8	3.47
*Apr 06	at Boston College	9.0	7	2	2	5	2	2	0	0	0	0	0	1	0	9-2	20-11	8	3.43
*Apr 07	at Boston College	9.0	4	0	0	1	7	0	0	0	0	0	0	1	0	1-0	21-11	9	3.32
Apr 09	at Western Carolina	9.0	12	9	5	4	5	6	0	0	0	0	3	1	0	12-9	22-11	10	3.37
Apr 10	PRESBYTERIAN COLL	9.0	7	4	2	2	6	2	2	0	1	0	0	0	0	5-4	23-11	10	3.33
*Apr 12	WAKE FOREST	9.0	8	2	1	2	11	1	0	0	2	0	0	0	0	8-2	24-11	10	3.26
*Apr 13	WAKE FOREST	9.0	7	0	0	3	8	2	0	0	0	0	0	2	0	1-0	25-11	11	3.17
*Apr 14	WAKE FOREST	11.0	9	4	3	6	7	1	0	0	1	0	0	2	0	6-4	26-11	11	3.15
*Apr 19	at Miami (FL)	9.0	4	0	0	2	10	0	0	0	2	0	0	1	0	1-0	27-11	12	3.07
*Apr 20	at Miami (FL)	8.0	8	2	0	2	0	0	0	0	0	0	0	3	0	1-2	27-12	12	3.00
*Apr 21	at Miami (FL)	8.0	13	7	6	2	0	3	0	0	0	0	1	0	0	0-7	27-13	12	3.08
Apr 24	WESTERN CAROLINA	9.0	9	1	1	3	9	2	0	0	0	0	0	1	0	12-1	28-13	12	3.03
*Apr 26	GEORGIA TECH	9.0	8	3	2	2	7	4	0	0	0	1	0	0	0	11-3	29-13	12	3.01
*Apr 26	GEORGIA TECH	11.0	10	3	3	4	10	3	0	0	0	0	0	0	1	4-3	30-13	12	2.99
*Apr 27	GEORGIA TECH	9.0	18	14	6	5	10	3	0	3	0	0	0	0	0	9-14	30-14	12	3.06
*May 04	MARYLAND	9.0	14	7	4	4	8	3	0	2	2	0	2	1	0	2-7	30-15	12	3.08
*May 06	MARYLAND	9.0	10	2	2	1	5	0	0	0	0	1	1	1	0	3-2	31-15	13	3.06
*May 06	MARYLAND	9.0	8	5	2	3	4	1	0	0	0	0	0	0	0	9-5	32-15	14	3.04
May 08	at Furman	9.0	4	2	0	6	8	1	2	0	4	0	1	1	0	14-2	33-15	14	2.97
May 08	at Furman	9.0	9	2	1	3	7	3	0	0	3	0	0	0	0	12-2	34-15	14	2.93
May 10	GEORGIA SOUTHERN	9.0	3	1	1	4	13	0	0	0	2	0	1	0	0	7-1	35-15	14	2.89
May 11	GEORGIA SOUTHERN	9.0	4	0	0	4	10	0	0	0	0	0	1	0	0	7-0	36-15	14	2.84
May 12	GEORGIA SOUTHERN	9.0	12	6	5	3	1	4	0	0	1	0	1	1	0	11-6	37-15	14	2.88
May 14	USC UPSTATE	9.0	11	7	6	3	8	0	1	0	0	0	2	0	0	8-7	38-15	14	2.94
*May 16	at Florida State	9.0	6	2	2	7	8	0	0	0	0	0	1	1	0	8-2	39-15	14	2.92
*May 17	at Florida State	8.0	5	2	2	0	4	3	0	0	0	0	3	0	0	1-2	39-16	14	2.91
*May 18	at Florida State	8.0	13	6	6	2	3	2	0	0	2	0	1	1	0	1-6	39-17	14	2.97
May 22	vs N.C. State	8.0	6	6	5	3	6	1	0	1	1	0	2	0	0	3-6	39-18	14	3.01
May 24	vs North Carolina	14.0	19	12	12	6	12	1	1	1	0	0	0	0	0	7-12	39-19	14	3.14
May 25	vs Miami (FL)	9.0	11	7	5	5	5	2	0	0	1	0	1	1	0	0-7	39-20	14	3.17
May 31	vs Liberty	9.0	13	8	7	2	11	3	0	2	0	0	1	1	0	3-8	39-21	14	3.23
Jun 01	vs Saint Louis	9.0	7	2	2	6	3	1	0	1	1	0	0	3	0	10-2	40-21	15	3.21
Jun 02	vs Liberty	8.0	8	3	3	3	7	0	0	0	1	0	1	2	0	1-3	40-22	15	3.21
Totals		563.0	560	259	201	202	407	111	15	25	42	7	53	55	3	340-259	40-22	15	3.21

2013 TEAM SUPERLATIVES

Batting

At bats:	51	-	vs North Carolina (May 24, 2013 at Durham, NC)
Runs scored:	14	-	vs Furman (May 08, 2013)
Hits:	17	-	vs Western Carolina (Apr 24, 2013)
RBIs:	14	-	vs Furman (May 08, 2013)
Doubles:	5	-	vs William & Mary (Feb 17, 2013)
Triples:	3	-	vs Wake Forest (Apr 12, 2013)
Home runs:	3	-	vs Saint Louis (Jun 01, 2013 at Columbia, SC)
Total bases:	22	-	vs Wake Forest (Apr 12, 2013)
Walks:	15	-	vs Georgia Tech (Apr 26, 2013)
Strikeouts:	14	-	vs Virginia (Mar 15, 2013)
Sac hits:	3	-	vs North Carolina (May 24, 2013 at Durham, NC)
Sac flies:	2	-	(4 times)
Stolen bases:	7	-	at Furman (May 08, 2013)
Hit by pitch:	4	-	at Florida State (May 16, 2013)
Caught stealing:	3	-	vs Wright State (Feb 23, 2013)
Runners LOB:	16	-	vs Georgia Tech (Apr 26, 2013)
	16	-	vs North Carolina (May 24, 2013 at Durham, NC)
Hit into DP:	4	-	vs Georgia Tech (Apr 27, 2013)

Fielding

Putouts:	42	-	vs North Carolina (May 24, 2013 at Durham, NC)
Assists:	18	-	vs Wright State (Feb 24, 2013)
	18	-	vs Georgia Southern (May 12, 2013)
Errors:	3	-	(11 times)
Passed balls:	2	-	at N.C. State (Mar 08, 2013)
DPs turned:	4	-	vs Wright State (Feb 23, 2013)

Pitching

Innings pitched:	14.0	-	vs North Carolina (May 24, 2013 at Durham, NC)
Runs allowed:	14	-	vs Georgia Tech (Apr 27, 2013)
Earned runs:	13	-	vs Duke (Mar 23, 2013)
Walks allowed:	8	-	vs Duke (Mar 23, 2013)
	8	-	at Boston College (Apr 05, 2013)
Strikeouts:	15	-	vs Winthrop (Feb 27, 2013)
Hits allowed:	19	-	at North Carolina (Mar 30, 2013)
	19	-	vs North Carolina (May 24, 2013 at Durham, NC)
Doubles allowed:	6	-	at Western Carolina (Apr 09, 2013)
Triples allowed:	2	-	vs Presbyterian College (Apr 10, 2013)
	2	-	vs Furman (May 08, 2013)
Homers allowed:	3	-	vs Georgia (Mar 27, 2013)
	3	-	vs Georgia Tech (Apr 27, 2013)
Wild pitches:	4	-	vs Furman (May 08, 2013)
Hit batters:	5	-	vs Wright State (Feb 23, 2013)

2013 INDIVIDUAL SUPERLATIVES

Batting

At bats:	8	-	Steve Wilkerson vs North Carolina (May 24, 2013 at Durham, NC)
Runs scored:	3	-	(10 times)
Hits:	4	-	(5 times)
RBI's:	5	-	Garrett Boulware at N.C. State (Mar 08, 2013)
	5	-	Steve Wilkerson vs Saint Louis (Jun 01, 2013 at Columbia, SC)
Doubles:	2	-	Steve Wilkerson vs Duke (Mar 23, 2013)
	2	-	Joe Costigan at Boston College (Apr 05, 2013)
	2	-	Garrett Boulware at Florida State (May 18, 2013)
Triples:	1	-	(15 times)
Home runs:	2	-	Garrett Boulware at N.C. State (Mar 08, 2013)
	2	-	Steve Wilkerson vs Saint Louis (Jun 01, 2013 at Columbia, SC)
Total bases:	10	-	Garrett Boulware at N.C. State (Mar 08, 2013)
Walks:	4	-	Tyler Slaton vs Georgia Tech (Apr 26, 2013)
Strikeouts:	5	-	Steve Wilkerson vs North Carolina (May 24, 2013 at Durham, NC)
Sac hits:	2	-	Tyler Slaton vs Virginia (Mar 16, 2013)
Sac flies:	1	-	(26 times)
Stolen bases:	3	-	Tyler Slaton vs Georgia Tech (Apr 26, 2013)
	3	-	Shane Kennedy at Furman (May 08, 2013)
Hit by pitch:	2	-	Thomas Brittle at N.C. State (Mar 09, 2013)
	2	-	Tyler Slaton vs Maryland (May 06, 2013)
Caught stealing:	2	-	Jay Baum vs Wright State (Feb 23, 2013)
Runners LOB:	6	-	Thomas Brittle at North Carolina (Apr 01, 2013)
	6	-	Steven Duggar vs North Carolina (May 24, 2013 at Durham, NC)

Fielding

Putouts:	15	-	Jon McGibbon vs Wright State (Feb 24, 2013)
	15	-	Jon McGibbon vs Georgia Southern (May 12, 2013)
Assists:	8	-	Steve Wilkerson vs Wake Forest (Apr 14, 2013)
Errors:	2	-	Tyler Krieger at Boston College (Apr 05, 2013)
	2	-	Brody Koerner vs Presbyterian College (Apr 10, 2013)
Passed balls:	2	-	Garrett Boulware at N.C. State (Mar 08, 2013)

Pitching

Innings pitched:	9.0	-	Daniel Gossett vs Duke (Mar 22, 2013)
Runs allowed:	8	-	Daniel Gossett at North Carolina (Mar 30, 2013)
Earned runs:	8	-	Daniel Gossett at North Carolina (Mar 30, 2013)
Walks allowed:	7	-	Daniel Gossett at Boston College (Apr 05, 2013)
Strikeouts:	12	-	Daniel Gossett vs Georgia Southern (May 10, 2013)
Hits allowed:	11	-	Clate Schmidt vs Georgia Tech (Apr 27, 2013)
Doubles allowed:	4	-	Clate Schmidt vs Duke (Mar 23, 2013)
Triples allowed:	1	-	(15 times)
Homers allowed:	2	-	Clate Schmidt vs South Carolina (Mar 02, 2013 at Greenville, SC)
	2	-	Daniel Gossett at N.C. State (Mar 08, 2013)
	2	-	Matt Campbell vs Georgia Tech (Apr 27, 2013)
Wild pitches:	4	-	Brody Koerner vs Furman (May 08, 2013)
Hit batters:	3	-	Clate Schmidt vs Wright State (Feb 23, 2013)
	3	-	Zack Erwin at Western Carolina (Apr 09, 2013)

2013 CLEMSON POSTSEASON STATS

Record: 1-5 Home: 0-0 Away: 0-0 Neutral: 1-5 ACC: 0-0

Player	avg	gp-gs	ab	r	h	2b	3b	hr	rbi	tb	slg%	bb	hp	so	gdp	ob%	sf	sh	sb-att	po	a	e	fld%
9 Steven Duggar	.370	6-6	27	2	10	3	1	0	4	15	.556	0	0	5	0	.370	0	0	0-0	10	0	0	1.000
30 Garrett Boulware	.292	6-6	24	2	7	2	0	1	2	12	.500	1	2	3	1	.370	0	0	0-0	44	6	1	.980
11 Shane Kennedy	.280	6-6	25	5	7	0	0	1	2	10	.400	1	0	2	1	.308	0	1	4-4	5	13	3	.857
1 Maleeke Gibson	.263	5-4	19	3	5	0	0	0	2	5	.263	0	1	2	1	.300	0	0	1-2	0	0	0	.000
4 Thomas Brittle	.150	6-6	20	5	3	0	0	0	0	3	.150	6	1	6	0	.370	0	0	0-2	22	0	1	.957
17 Steve Wilkerson	.138	6-6	29	2	4	0	0	2	5	10	.345	0	0	9	1	.138	0	0	0-0	10	18	2	.933
3 Tyler Krieger	.100	6-6	20	1	2	0	0	0	1	2	.100	4	1	3	1	.280	0	2	1-1	9	17	0	1.000

35 Mike Triller	.286	4-3	7	0	2	0	0	0	2	2	.286	0	0	1	0	.286	0	1	1-1	4	0	0	1.000
12 Jon McGibbon	.250	3-3	12	2	3	0	0	0	0	3	.250	1	0	1	1	.308	0	0	1-1	27	1	0	1.000
37 Kevin Bradley	.143	6-3	14	1	2	0	0	0	1	2	.143	1	0	1	0	.200	0	0	1-1	27	0	0	1.000
18 Tyler Slaton	.111	6-3	9	1	1	0	0	0	0	1	.111	4	0	0	0	.385	0	0	0-1	9	2	0	1.000
5 Joe Costigan	.100	4-2	10	0	1	0	0	0	0	1	.100	0	0	1	0	.100	0	0	0-0	0	0	0	.000
13 Jay Baum	.000	1-0	0	0	0	0	0	0	0	0	.000	0	0	0	0	.000	0	0	0-0	2	0	0	1.000
Totals	.218	6	216	24	47	5	1	4	19	66	.306	18	5	34	6	.293	0	4	9-13	171	70	7	.972
Opponents	.291	6	220	38	64	8	1	5	35	89	.405	25	5	44	6	.369	5	6	8-8	177	77	10	.962

LOB - Team (42), Opp (52). DPs turned - Team (7), Opp (7).

(Postseason Games Sorted by Earned run avg)

Player	era	w-l	app	gs	cg	sho	sv	ip	h	r	er	bb	so	2b	3b	hr	b/avg	wp	hp	bk	sfa	sha
43 Patrick Andrews	3.52	0-0	4	0	0	0/0	0	7.2	7	3	3	3	11	0	0	1	.250	0	0	0	0	1
33 Zack Erwin	4.50	0-1	2	2	0	0/0	0	8.0	9	5	4	2	5	3	0	0	.290	0	0	0	1	2
23 Daniel Gossett	5.11	1-1	2	2	0	0/0	0	12.1	11	8	7	7	8	2	0	2	.239	2	2	0	1	1

40 Kyle Schnell	0.00	0-0	3	0	0	0/0	1	4.0	2	0	0	2	2	0	0	0	.167	0	0	0	0	0
51 Joseph Moorefield	0.00	0-0	2	0	0	0/0	0	1.0	0	0	0	1	0	0	0	0	.000	0	0	0	0	0
15 Mike Kent	2.70	0-0	2	0	0	0/0	0	3.1	4	2	1	0	2	1	0	0	.286	0	0	0	0	0
29 Jackson Campana	3.00	0-0	2	0	0	0/0	0	3.0	5	2	1	0	3	1	0	0	.385	1	0	0	0	0
28 Jonathan Meyer	3.38	0-0	2	0	0	0/0	0	5.1	6	2	2	2	6	0	0	1	.286	0	1	0	1	1
44 Matthew Crownover	4.50	0-1	1	1	0	0/0	0	4.0	5	2	2	1	3	0	0	0	.333	0	1	0	0	0
20 Scott Firth	10.80	0-1	1	0	0	0/0	0	5.0	7	6	6	2	3	0	1	1	.350	0	0	0	1	1
32 Clate Schmidt	15.43	0-1	2	1	0	0/0	0	2.1	5	4	4	4	0	1	0	0	.455	1	1	0	1	0
36 Matt Campbell	36.00	0-0	1	0	0	0/0	0	1.0	3	4	4	1	1	0	0	0	.500	0	0	0	0	0
Totals	5.37	1-5	6	6	0	0/0	1	57.0	64	38	34	25	44	8	1	5	.291	4	5	0	5	6
Opponents	2.59	5-1	6	6	1	1/1	1	59.0	47	24	17	18	34	5	1	4	.218	4	5	1	0	4

PB - Team (3), BOULWARE 3, Opp (1). Pickoffs - Team (1), FIRTH 1, Opp (3).

2013 CLEMSON ACC TOURNAMENT STATS

Record: 0-3 Home: 0-0 Away: 0-0 Neutral: 0-3 ACC: 0-0

Player	avg	gp-gs	ab	r	h	2b	3b	hr	rbi	tb	slg%	bb	hp	so	gdp	ob%	sf	sh	sb-att	po	a	e	fld%
1 Maleeke Gibson	.333	3-3	15	2	5	0	0	0	1	5	.333	0	1	1	1	.375	0	0	1-2	0	0	0	.000
30 Garrett Boulware	.308	3-3	13	1	4	1	0	1	1	8	.615	0	1	1	1	.357	0	0	0-0	22	3	1	.962
9 Steven Duggar	.286	3-3	14	0	4	1	1	0	2	7	.500	0	0	4	0	.286	0	0	0-0	8	0	0	1.000
12 Jon McGibbon	.250	3-3	12	2	3	0	0	0	0	3	.250	1	0	1	1	.308	0	0	1-1	27	1	0	1.000
11 Shane Kennedy	.250	3-3	12	3	3	0	0	0	0	3	.250	1	0	1	1	.308	0	1	4-4	4	4	2	.800
3 Tyler Krieger	.100	3-3	10	0	1	0	0	0	1	1	.100	3	0	3	0	.308	0	1	1-1	4	10	0	1.000
17 Steve Wilkerson	.063	3-3	16	0	1	0	0	0	0	1	.063	0	0	7	1	.063	0	0	0-0	5	7	1	.923
4 Thomas Brittle	.000	3-3	7	2	0	0	0	0	0	0	.000	5	1	4	0	.462	0	0	0-1	13	0	1	.929

35 Mike Triller	.400	3-2	5	0	2	0	0	0	2	2	.400	0	0	1	0	.400	0	1	1-1	3	0	0	1.000
18 Tyler Slaton	.000	3-1	3	0	0	0	0	0	0	0	.000	1	0	0	0	.250	0	0	0-0	5	0	0	1.000
37 Kevin Bradley	.000	3-0	3	0	0	0	0	0	0	0	.000	0	0	0	0	.000	0	0	0-0	0	0	0	.000
5 Joe Costigan	.000	1-0	1	0	0	0	0	0	0	0	.000	0	0	1	0	.000	0	0	0-0	0	0	0	.000
Totals	.207	3	111	10	23	2	1	1	7	30	.270	11	3	24	5	.296	0	3	8-10	93	34	5	.962
Opponents	.286	3	126	25	36	4	1	2	22	48	.381	14	3	23	1	.366	2	2	4-4	96	48	4	.973

LOB - Team (22), Opp (29). DPs turned - Team (1), Opp (5).

(ACC Tournament Games Sorted by Earned run avg)

Player	era	w-l	app	gs	cg	sho	sv	ip	h	r	er	bb	so	2b	3b	hr	b/avg	wp	hp	bk	sfa	sha
43 Patrick Andrews	0.00	0-0	2	0	0	0/0	0	3.2	4	0	0	2	5	0	0	0	.267	0	0	0	0	0
28 Jonathan Meyer	2.45	0-0	1	0	0	0/0	0	3.2	3	1	1	2	3	0	0	0	.231	0	0	0	1	0
33 Zack Erwin	3.38	0-0	1	1	0	0/0	0	5.1	5	2	2	2	3	1	0	0	.238	0	0	0	0	0
23 Daniel Gossett	7.11	0-1	1	1	0	0/0	0	6.1	6	6	5	2	6	1	0	1	.240	1	2	0	0	1
20 Scott Firth	10.80	0-1	1	0	0	0/0	0	5.0	7	6	6	2	3	0	1	1	.350	0	0	0	1	1

15 Mike Kent	0.00	0-0	1	0	0	0/0	0	1.1	1	1	0	0	1	0	0	0	.167	0	0	0	0	0
51 Joseph Moorefield	0.00	0-0	2	0	0	0/0	0	1.0	0	0	0	1	0	0	0	0	.000	0	0	0	0	0
40 Kyle Schnell	0.00	0-0	1	0	0	0/0	0	0.1	0	0	0	0	0	0	0	0	.000	0	0	0	0	0
29 Jackson Campana	4.50	0-0	1	0	0	0/0	0	2.0	4	2	1	0	1	1	0	0	.444	1	0	0	0	0
32 Clate Schmidt	20.25	0-1	1	1	0	0/0	0	1.1	3	3	3	2	0	1	0	0	.429	0	1	0	0	0
36 Matt Campbell	36.00	0-0	1	0	0	0/0	0	1.0	3	4	4	1	1	0	0	0	.500	0	0	0	0	0
Totals	6.39	0-3	3	3	0	0/0	0	31.0	36	25	22	14	23	4	1	2	.286	2	3	0	2	2
Opponents	2.25	3-0	3	3	0	1/1	0	32.0	23	10	8	11	24	2	1	1	.207	1	3	0	0	3

PB - Team (1), BOULWARE 1, Opp (1). Pickoffs - Team (1), FIRTH 1, Opp (2).

2013 CLEMSON NCAA TOURNAMENT STATS

Record: 1-2 Home: 0-0 Away: 0-0 Neutral: 1-2 ACC: 0-0

Player	avg	gp-gs	ab	r	h	2b	3b	hr	rbi	tb	slg%	bb	hp	so	gdp	ob%	sf	sh	sb-att	po	a	e	fld%
9 Steven Duggar	.462	3-3	13	2	6	2	0	0	2	8	.615	0	0	1	0	.462	0	0	0-0	2	0	0	1.000
11 Shane Kennedy	.308	3-3	13	2	4	0	0	1	2	7	.538	0	0	1	0	.308	0	0	0-0	1	9	1	.909
30 Garrett Boulware	.273	3-3	11	1	3	1	0	0	1	4	.364	1	1	2	0	.385	0	0	0-0	22	3	0	1.000
17 Steve Wilkerson	.231	3-3	13	2	3	0	0	2	5	9	.692	0	0	2	0	.231	0	0	0-0	5	11	1	.941
4 Thomas Brittle	.231	3-3	13	3	3	0	0	0	0	3	.231	1	0	2	0	.286	0	0	0-1	9	0	0	1.000
37 Kevin Bradley	.182	3-3	11	1	2	0	0	0	1	2	.182	1	0	1	0	.250	0	0	1-1	27	0	0	1.000
18 Tyler Slaton	.167	3-2	6	1	1	0	0	0	0	1	.167	3	0	0	0	.444	0	0	0-1	4	2	0	1.000
5 Joe Costigan	.111	3-2	9	0	1	0	0	0	0	1	.111	0	0	0	0	.111	0	0	0-0	0	0	0	.000
3 Tyler Krieger	.100	3-3	10	1	1	0	0	0	0	1	.100	1	1	0	1	.250	0	1	0-0	5	7	0	1.000

1 Maleeke Gibson	.000	2-1	4	1	0	0	0	0	1	0	.000	0	0	1	0	.000	0	0	0-0	0	0	0	.000
35 Mike Triller	.000	1-1	2	0	0	0	0	0	0	0	.000	0	0	0	0	.000	0	0	0-0	1	0	0	1.000
13 Jay Baum	.000	1-0	0	0	0	0	0	0	0	0	.000	0	0	0	0	.000	0	0	0-0	2	0	0	1.000
Totals	.229	3	105	14	24	3	0	3	12	36	.343	7	2	10	1	.289	0	1	1-3	78	36	2	.983
Opponents	.298	3	94	13	28	4	0	3	13	41	.436	11	2	21	5	.373	3	4	4-4	81	29	6	.948

LOB - Team (20), Opp (23). DP's turned - Team (6), Opp (2).

(NCAA Tournament Games Sorted by Earned run avg)

Player	era	w-l	app	gs	cg	sho	sv	ip	h	r	er	bb	so	2b	3b	hr	b/avg	wp	hp	bk	sfa	sha
40 Kyle Schnell	0.00	0-0	2	0	0	0/0	1	3.2	2	0	0	2	2	0	0	0	.182	0	0	0	0	0
23 Daniel Gossett	3.00	1-0	1	1	0	0/0	0	6.0	5	2	2	5	2	1	0	1	.238	1	0	0	1	0
44 Matthew Crownover	4.50	0-1	1	1	0	0/0	0	4.0	5	2	2	1	3	0	0	0	.333	0	1	0	0	0
43 Patrick Andrews	6.75	0-0	2	0	0	0/0	0	4.0	3	3	3	1	6	0	0	1	.231	0	0	0	0	1

29 Jackson Campana	0.00	0-0	1	0	0	0/0	0	1.0	1	0	0	0	2	0	0	0	.250	0	0	0	0	0
15 Mike Kent	4.50	0-0	1	0	0	0/0	0	2.0	3	1	1	0	1	1	0	0	.375	0	0	0	0	0
28 Jonathan Meyer	5.40	0-0	1	0	0	0/0	0	1.2	3	1	1	0	3	0	0	1	.375	0	1	0	0	1
33 Zack Erwin	6.75	0-1	1	1	0	0/0	0	2.2	4	3	2	0	2	2	0	0	.400	0	0	0	1	2
32 Clate Schmidt	9.00	0-0	1	0	0	0/0	0	1.0	2	1	1	2	0	0	0	0	.500	1	0	0	1	0
Totals	4.15	1-2	3	3	0	0/0	1	26.0	28	13	12	11	21	4	0	3	.298	2	2	0	3	4
Opponents	3.00	2-1	3	3	1	0/0	1	27.0	24	14	9	7	10	3	0	3	.229	3	2	1	0	1

PB - Team (2), BOULWARE 2. Pickoffs - Team (0), Opp (1).

2013 INDIVIDUAL GAME-BY-GAME BATTING STATS

Date	Opponent	Baum AB-R-H-RBI	Boulware AB-R-H-RBI	Bradley AB-R-H-RBI	Brittle AB-R-H-RBI	Costigan AB-R-H-RBI	Duggar AB-R-H-RBI	Dunster AB-R-H-RBI	Gibson AB-R-H-RBI	Kennedy AB-R-H-RBI	Krieger AB-R-H-RBI	McGibbon AB-R-H-RBI	Slaton AB-R-H-RBI	Triller AB-R-H-RBI	Wilkerson AB-R-H-RBI
2-15	William & Mary	3-0-0-0	3-0-1-0	-----	4-0-0-0	-----	3-0-3-0	-----	-----	4-1-1-2	3-0-0-0	4-0-0-0	4-0-0-0	-----	4-1-2-0
2-16	William & Mary	4-0-2-0	-----	3-0-1-0	4-0-1-0	1-0-0-0	3-1-1-0	-----	2-0-1-0	3-1-2-1	4-0-1-1	4-0-0-0	2-0-0-0	-----	4-0-1-0
2-17	William & Mary	4-0-1-0	3-2-2-2	1-1-1-0	4-2-2-0	1-0-0-0	3-2-1-1	1-1-1-1	2-1-1-0	4-0-0-1	3-1-1-0	4-0-1-1	1-0-0-0	1-1-1-1	4-1-2-4
2-23	Wright State ⁽¹⁾	3-0-2-1	4-0-0-0	-----	1-2-0-0	-----	4-0-1-0	-----	2-0-0-0	2-1-0-1	3-0-1-0	3-1-0-0	1-0-1-0	-----	4-1-2-2
2-23	Wright State ⁽²⁾	3-1-0-0	3-0-1-2	0-0-0-0	4-1-2-0	-----	3-1-0-0	-----	1-0-0-0	4-1-2-1	4-0-0-0	3-1-2-2	2-0-0-0	1-0-0-0	4-1-3-1
2-24	Wright State	4-0-1-2	2-1-1-0	1-0-0-0	3-1-1-0	-----	4-2-1-0	1-0-0-0	2-0-0-0	3-1-1-2	3-0-0-0	3-1-1-1	1-0-0-0	0-0-0-0	3-1-1-0
2-27	Winthrop	5-0-0-0	1-0-1-1	2-0-1-0	4-0-0-0	-----	5-1-1-0	-----	3-0-1-0	4-0-0-1	3-1-1-0	5-0-0-0	1-0-0-0	-----	5-0-1-0
3- 1	South Carolina	3-0-0-0	3-0-1-0	2-0-0-0	4-0-1-0	-----	4-0-0-0	-----	-----	3-0-0-0	3-0-0-0	3-0-0-0	-----	-----	4-0-1-0
3- 2	# South Carolina	4-1-2-0	3-1-1-1	-----	5-1-2-1	-----	4-1-2-2	-----	5-0-1-0	3-0-0-0	4-1-2-1	4-0-0-0	0-0-0-0	-----	4-1-1-1
3- 3	South Carolina	3-0-0-0	3-0-1-0	1-0-0-0	4-0-0-0	1-0-0-0	3-0-1-0	-----	3-0-0-0	3-0-0-0	2-0-0-0	3-0-1-0	-----	-----	4-0-0-0
3- 6	Wofford	3-2-3-0	3-0-0-0	0-0-0-0	4-2-2-0	-----	2-0-1-4	1-0-0-0	1-0-0-0	3-2-3-3	4-0-0-0	3-0-0-0	3-0-0-0	1-0-0-0	1-3-1-0
3- 8	* N.C. State	4-1-1-0	5-3-4-5	-----	3-0-0-0	-----	4-2-1-1	-----	4-1-1-2	3-2-0-0	5-0-1-0	5-1-3-1	0-0-0-0	-----	5-0-0-0
3- 9	* N.C. State	4-0-2-0	2-1-0-0	1-0-0-0	2-2-1-4	-----	5-1-1-0	-----	3-1-0-0	3-0-0-0	2-1-0-0	4-1-1-1	0-0-0-0	-----	5-0-1-1
3-10	* N.C. State	5-0-1-0	4-0-1-0	1-0-0-0	3-0-1-0	-----	4-0-1-0	-----	4-1-2-0	3-0-2-0	3-0-1-0	4-0-0-0	-----	-----	4-0-1-1
3-13	Charleston Southern	4-1-1-0	3-0-0-0	1-0-0-0	3-1-0-0	-----	3-0-0-0	-----	2-0-0-0	3-1-1-0	3-0-1-1	2-0-1-0	0-0-0-0	-----	3-0-0-1
3-15	* Virginia	4-0-1-0	5-2-1-0	-----	4-1-1-0	-----	5-0-1-1	-----	3-0-0-0	4-1-1-3	4-0-0-0	5-0-2-0	1-0-1-0	-----	5-1-2-1
3-16	* Virginia	3-0-0-0	5-2-3-4	-----	4-3-2-0	-----	4-1-2-1	-----	-----	4-0-2-1	4-0-0-0	4-0-0-0	1-0-0-1	-----	5-1-2-0
3-17	* Virginia	4-0-0-0	5-0-1-0	-----	4-0-2-1	-----	5-0-0-0	-----	-----	5-2-2-0	4-1-2-1	4-1-1-1	4-1-3-1	-----	5-0-3-1
3-19	Morehead State	2-3-1-0	4-1-2-4	-----	4-1-3-1	-----	5-1-2-1	-----	-----	4-0-0-0	2-2-1-2	4-1-1-0	4-1-2-1	0-0-0-0	4-0-0-1
3-20	Morehead State	4-0-0-0	2-2-2-1	-----	4-0-0-0	-----	4-1-2-0	-----	-----	2-0-0-0	3-1-2-0	4-0-0-0	4-0-0-0	-----	2-1-1-0
3-22	* Duke	4-1-0-1	4-0-2-1	1-0-0-0	4-2-4-1	-----	4-0-2-1	1-0-0-0	1-0-0-0	2-0-1-0	4-0-1-1	4-2-2-0	3-1-1-0	0-0-0-1	4-1-1-0
3-23	* Duke ⁽¹⁾	3-1-1-1	4-0-2-2	-----	3-2-1-0	-----	5-1-1-0	-----	-----	3-1-2-0	4-1-1-1	4-1-1-0	5-0-1-2	-----	5-1-2-1
3-23	* Duke ⁽²⁾	2-0-1-0	2-0-0-0	2-0-0-0	2-0-0-1	2-1-1-0	3-0-0-0	1-0-0-0	1-0-0-0	1-0-0-0	3-0-1-0	3-0-2-0	2-0-0-0	1-0-0-0	4-0-0-0
3-26	Georgia	4-1-0-1	5-1-1-0	1-0-0-0	4-0-0-0	-----	5-1-3-2	-----	-----	4-2-2-0	4-0-0-0	4-1-2-4	5-2-4-0	-----	4-1-1-0
3-27	Georgia	4-0-0-0	3-1-1-0	-----	3-0-0-0	-----	5-0-1-1	-----	-----	3-0-1-0	3-1-1-1	3-1-1-1	3-0-1-0	-----	4-0-1-0
3-30	* North Carolina	4-0-1-0	4-0-1-0	1-0-0-0	4-1-1-0	-----	4-0-2-1	-----	-----	4-0-1-0	4-0-1-0	4-2-3-0	-----	-----	4-0-0-1
3-31	* North Carolina ^N	2-0-0-0	4-0-2-1	3-0-0-0	4-0-0-0	-----	4-1-1-0	-----	1-0-0-0	4-1-2-0	3-0-1-0	4-0-0-0	4-0-0-0	-----	1-0-0-0
4- 1	* North Carolina	5-1-1-0	6-1-1-1	4-0-0-0	5-0-1-2	-----	5-0-0-0	-----	-----	3-1-2-0	5-1-2-1	5-1-1-0	5-0-2-0	-----	0-0-0-0
4- 3	Gardner-Webb	1-0-0-0	3-1-2-2	-----	4-1-3-0	3-0-1-1	4-1-2-0	-----	0-0-0-0	4-1-2-0	4-0-0-0	4-0-0-0	5-0-0-0	-----	-----
4- 5	* Boston College	3-1-1-0	4-2-1-0	-----	3-1-0-0	4-0-2-3	5-0-0-1	-----	-----	4-1-2-1	4-1-1-0	5-0-0-0	5-1-3-1	-----	-----
4- 6	* Boston College	3-0-1-0	4-0-0-2	1-0-0-0	4-2-2-0	2-1-1-1	3-1-1-0	1-0-0-0	1-0-0-0	4-1-2-2	4-0-1-0	4-1-1-1	4-2-2-0	-----	-----
4- 7	* Boston College	3-0-0-0	4-0-0-0	-----	-----	2-0-1-0	4-1-1-0	-----	-----	4-0-0-0	4-0-2-0	4-0-1-1	3-0-3-0	3-0-1-0	3-0-0-0
4- 9	Western Carolina	3-0-2-0	5-1-1-0	-----	6-1-2-0	1-0-0-0	3-3-1-0	-----	-----	4-1-1-0	3-1-2-2	4-3-3-4	6-0-1-1	-----	3-2-1-2
4-10	Presbyterian College	3-0-0-0	5-1-2-1	-----	5-0-0-0	2-0-1-0	4-0-3-0	-----	-----	3-1-1-1	5-1-4-1	2-1-0-0	2-1-1-1	-----	3-0-0-0
4-12	* Wake Forest	0-0-0-0	4-1-2-1	1-0-1-0	4-1-1-1	4-1-2-1	4-1-1-1	1-0-0-0	0-0-0-0	2-1-1-0	3-1-1-0	3-1-1-0	4-1-2-1	0-0-0-0	3-0-1-1
4-13	* Wake Forest	0-0-0-0	4-0-0-0	-----	3-0-0-0	3-0-0-0	3-1-0-0	-----	-----	3-0-2-0	3-0-2-1	3-0-0-0	2-0-0-0	-----	4-0-1-0
4-14	* Wake Forest	3-0-0-0	5-2-1-0	-----	5-1-1-0	-----	5-1-3-4	-----	-----	6-1-2-1	3-0-0-0	5-0-0-0	5-0-2-0	-----	5-1-3-1
4-19	* Miami (FL)	3-0-1-0	4-0-0-0	-----	4-0-1-1	-----	3-0-1-0	-----	-----	4-0-0-0	3-0-0-0	2-1-0-0	4-0-1-0	-----	3-0-1-0
4-20	* Miami (FL)	-----	4-0-2-0	3-0-0-0	4-0-0-0	1-0-0-0	2-0-0-0	-----	-----	4-0-0-0	3-0-1-0	3-0-1-1	4-0-0-0	-----	3-1-0-0
4-21	* Miami (FL)	3-0-0-0	4-0-0-0	-----	4-0-0-0	-----	4-0-0-0	-----	-----	4-0-1-0	3-0-0-0	3-0-1-0	4-0-1-0	-----	4-0-3-0
4-24	Western Carolina	1-0-1-0	4-2-3-4	2-0-0-0	3-0-0-0	2-1-1-0	3-2-2-0	2-0-0-0	2-0-0-0	3-2-2-1	4-0-1-1	4-1-2-1	3-2-2-0	2-0-2-1	3-2-1-1
4-26	* Georgia Tech ⁽¹⁾	0-1-0-1	4-1-1-1	1-1-1-0	4-0-0-1	3-0-1-0	3-2-2-0	0-0-0-0	2-3-1-0	3-0-0-0	3-1-3-2	3-1-2-3	4-0-0-1	1-0-0-0	5-1-2-1
4-26	* Georgia Tech ⁽²⁾	-----	5-1-2-1	-----	4-1-1-1	4-0-0-0	4-1-0-0	-----	1-0-0-0	4-0-0-0	5-0-2-1	4-1-0-0	2-0-0-0	-----	4-0-0-0
4-27	* Georgia Tech	-----	4-2-1-0	-----	4-0-1-1	-----	5-0-0-0	-----	5-2-3-4	3-2-1-0	4-2-2-1	3-0-2-2	5-1-2-0	-----	3-0-1-0
5- 4	* Maryland	3-0-2-0	4-0-0-0	2-0-0-0	2-0-1-0	-----	2-1-0-0	-----	0-0-0-0	4-1-1-2	4-0-0-0	1-0-0-0	4-0-0-0	-----	4-0-0-0
5- 6	* Maryland ⁽¹⁾	0-0-0-0	2-0-0-1	-----	2-1-0-0	-----	3-0-0-0	-----	4-0-0-0	2-1-1-0	4-0-0-0	3-0-2-1	3-0-0-0	-----	4-1-2-1
5- 6	* Maryland ⁽²⁾	2-0-0-0	4-2-2-1	0-0-0-1	2-0-1-2	-----	4-2-2-0	-----	-----	5-2-2-1	4-2-2-2	3-0-1-2	3-0-0-0	-----	5-1-2-0
5- 8	# Furman ⁽¹⁾	1-0-0-0	3-0-0-0	0-0-0-0	4-3-3-2	0-0-0-0	6-0-2-3	1-0-0-0	6-1-2-3	4-1-3-1	2-1-0-0	2-3-1-1	1-2-0-0	1-1-0-0	4-1-3-4
5- 8	# Furman ⁽²⁾	1-1-1-1	3-0-0-0	1-0-0-1	4-0-1-1	1-0-0-0	6-0-2-0	0-1-0-0	4-2-2-1	3-3-1-1	3-2-1-1	4-2-4-3	2-0-0-0	0-0-0-0	4-1-2-1
5-10	Georgia Southern	0-0-0-0	3-1-2-2	1-0-0-0	1-1-1-0	0-0-0-0	3-0-0-0	1-0-0-0	3-1-0-0	2-1-2-1	4-1-1-1	4-0-1-1	1-0-1-0	3-0-2-2	3-2-0-0
5-11	Georgia Southern	0-0-0-0	4-2-2-1	0-0-0-0	3-0-1-1	1-0-0-0	4-1-3-0	1-0-0-0	3-1-1-1	4-1-2-1	4-0-2-0	3-1-0-0	0-0-0-0	4-0-0-0	2-1-1-0
5-12	Georgia Southern	1-0-0-0	3-2-2-1	1-0-0-0	3-1-2-1	0-1-0-0	5-0-2-0	1-0-1-1	4-2-2-2	4-1-1-1	4-1-2-2	3-1-1-1	3-0-0-1	1-0-0-0	2-2-1-1
5-14	USC Upstate	-----	5-1-1-0	3-2-2-3	4-2-1-1	0-0-0-0	5-0-0-0	-----	5-0-1-1	3-1-1-0	3-2-0-0	-----	2-0-0-1	0-0-0-0	5-0-2-2
5-16	* Florida State	0-0-0-0	1-1-0-0	-----	3-1-1-2	-----	5-2-2-0	-----	4-0-0-0	5-1-2-2	5-0-1-1	4-1-2-0	4-0-1-1	-----	5-2-2-1
5-17	* Florida State	-----	4-0-1-0	-----	3-0-1-0	-----	4-0-1-0	-----	4-0-0-0	2-0-0-1	4-0-0-0	2-0-1-0	3-0-0-0	-----	4-1-3-0
5-18	* Florida State	1-0-0-0	5-0-2-0	1-0-1-0	3-0-2-0	1-0-0-0	5-0-2-1	-----	3-1-1-0	5-0-1-0	3-0-1-0	4-0-3-0	3-0-0-0	0-0-0-0	5-0-0-0
5-22	+ N.C. State	-----	4-1-3-1	1-0-0-0	2-0-0-0	-----	4-0-1-0	-----	4-1-2-0	4-1-0-0	4-0-0-0	3-0-1-0	2-0-0-0	0-0-0-0	4-0-1-0
5-24	+ North Carolina	-----	6-0-0-0	1-0-0-0	3-2-0-0	-----	7-0-1-2	-----	7-1-2-1	5-2-3-0	4-0-1-1	6-2-2-0	1-0-0-0	3-0-2-2	8-0-0-0
5-25	+ Miami (FL)	-----	3-0-1-0	1-0-0-0	2-0-0-0	1-0-0-0	3-0-2-0	-----	4-0-1-0	3-0-0-0	2-0-0-0	3-0-0-0	0-0-0-0	2-0-0-0	4-0-0-0
5-31	\$ Liberty	-----	4-0-0-0	3-0-0-0	4-2-1-0	1-0-0-0	4-1-3-2	-----	3-0-0-0	4-0-1-1	4-0-0-0	-----	0-0-0-0	2-0-0-0	4-0-1-0
6- 1	\$ Saint Louis	0-0-0-0	3-1-0-0	5-1-2-1	4-1-1-0	4-0-1-0	5-0-1-0	-----	1-1-0-1	5-2-3-1	3-1-0-0	-----	4-1-0-0	-----	5-2-2-5
6- 2	\$ Liberty	-----	4-0-3-1	3-0-0-0	5-0-1-0	4-0-0-0	4-1-2-0	-----	-----	4-0-0-0	3-0-1-0	-----	2-0-1-0	-----	4-0-0-0

* - ACC regular-season game; # - Greenville, SC (Fluor Field); + - ACC Tournament at Durham, NC; \$ - NCAA Regional at Columbia, SC; ^ - due to inclement weather, game was completed on Apr. 1; -- start; Note: **Bold** denotes a Clemson home game.

CAREER INDIVIDUAL GAME-BY-GAME PITCHING STATS

#43 Patrick Andrews, RHP

2012 • Fr.										
Date	Opponent	IP	H	R	ER	BB	SO	Dec		
2-25	Maine	1.0	0	0	0	1	3			
3-3	South Carolina	2.1	3	2	2	0	2			
3-7	Holy Cross	1.0	1	0	0	0	2			
3-10	*North Carolina	1.1	0	0	0	1	0			
3-11	*North Carolina	1.0	1	2	2	2	0			
3-20	Elon	2.0	3	1	1	1	3			
3-24	*Virginia	^1.0	0	0	0	0	0			
3-27	Georgia	1.1	0	0	0	0	2			
3-28	Presbyterian College	^0.1	0	0	0	0	1			
3-31	*Miami (FL)	^2.0	1	0	0	0	1	S		
4-4	Western Carolina	1.0	3	4	0	1	1	L		
4-7	*Duke	^2.2	3	1	1	0	1	S		
4-11	Georgia	0.2	2	2	2	2	2	L		
4-14	*N.C. State	^1.2	0	0	0	0	2			
4-17	Charleston Southern	^0.2	1	0	0	0	0	W		
4-24	Coastal Carolina	1.1	2	4	4	1	2	L		
5-6	College of Charleston	0.0	2	3	3	1	0			
5-14	*Florida State ⁽²⁾	^6.2	6	3	3	5	2			
5-19	*Wake Forest	0.0	1	0	0	0	0			
5-25	+Florida State	^1.1	0	0	0	0	1	W		

2013 • So.										
Date	Opponent	IP	H	R	ER	BB	SO	Dec		
2-16	William & Mary	^3.0	5	4	4	1	3	L		
2-23	Wright State ⁽²⁾	1.1	0	0	0	2	0			
3-6	Wofford	3.0	2	1	0	0	1			
3-17	*Virginia	0.2	1	0	0	0	1			
3-23	*Duke ⁽²⁾	^1.0	0	0	0	0	0			
3-26	Georgia	^2.0	2	0	0	0	0			
4-6	*Boston College	^2.0	1	0	0	0	0			
4-9	Western Carolina	1.1	0	0	0	0	2	W		
4-10	Presbyterian College	2.0	1	1	1	0	1			
4-12	*Wake Forest	1.0	0	0	0	0	0			
4-13	*Wake Forest	1.0	1	0	0	0	1			
4-20	*Miami (FL)	^1.0	0	0	0	0	1			
4-26	*Georgia Tech ⁽²⁾	3.2	2	1	1	1	3			
5-6	*Maryland ⁽¹⁾	2.0	3	1	1	0	2			
5-8	#Furman ⁽¹⁾	1.0	2	2	0	0	0			
5-11	Georgia Southern	1.0	0	0	0	0	0			
5-14	USC Upstate	1.0	0	0	0	0	0			
5-16	*Florida State	0.2	0	0	0	0	1			
5-18	*Florida State	1.1	3	2	2	0	0			
5-22	+N.C. State	^1.2	0	0	0	1	0			
5-24	+North Carolina	2.0	4	0	0	1	5			
5-31	\$Liberty	1.0	2	3	3	1	2			
6-2	\$Liberty	^3.0	1	0	0	0	4			

#42 Clay Bates, RHP

2012 • *Fr.										
Date	Opponent	IP	H	R	ER	BB	SO	Dec		
2-18	UAB ⁽¹⁾	^1.0	1	0	0	1	0			
2-25	Maine	^1.0	3	1	1	0	0			
3-21	#Elon	0.1	1	0	0	0	0			
3-27	Georgia	^1.0	2	1	1	0	1			
4-4	Western Carolina	0.2	4	3	3	0	0			
4-11	Georgia	1.2	0	0	0	0	2			
5-6	College of Charleston	^2.0	0	0	0	0	0			
5-8	Tennessee Tech	0.2	2	2	2	0	0			
5-14	*Florida State ⁽¹⁾	0.1	0	0	0	1	0			

2013 • *So.										
Date	Opponent	IP	H	R	ER	BB	SO	Dec		
2-15	William & Mary	1.1	2	0	0	0	0	W		
2-23	Wright State ⁽²⁾	^1.0	2	0	0	0	1			
3-1	South Carolina	0.2	1	2	0	1	0			
3-10	*N.C. State	0.2	1	2	2	1	1			
3-15	*Virginia	0.0	0	0	0	0	1			
3-19	Morehead State	2.0	1	2	2	2	1			
4-24	Western Carolina	0.1	0	0	0	0	0			
5-4	*Maryland	^1.0	0	0	0	0	1			
5-8	#Furman ⁽¹⁾	^2.0	1	0	0	0	1			
5-10	Georgia Southern	^1.0	1	0	0	0	0			

#29 Jackson Campana, RHP/IB

2013 • Fr.										
Date	Opponent	IP	H	R	ER	BB	SO	Dec		
2-23	Wright State ⁽²⁾	2.0	1	0	0	1	0			

3-3	South Carolina	0.1	1	1	1	2	0			
3-23	*Duke ⁽²⁾	1.0	1	1	1	2	0			
4-24	Western Carolina	^1.0	2	0	0	0	1			
5-8	#Furman ⁽²⁾	^2.0	0	0	0	2	2			
5-11	Georgia Southern	^1.0	1	0	0	1	2			
5-25	+Miami (FL)	^2.0	4	2	1	0	1			
5-31	\$Liberty	^1.0	1	0	0	0	2			

#36 Matt Campbell, RHP

2011 • Fr.										
Date	Opponent	IP	H	R	ER	BB	SO	Dec		
2-26	Charleston Southern	2.0	0	0	0	1	2			
3-19	*Duke	1.0	0	0	0	0	3			
3-20	*Duke	^1.2	0	0	0	0	1			
3-22	Elon	0.2	1	0	0	1	0			
3-25	*N.C. State	1.2	2	1	1	1	1			
3-29	Georgia	1.0	1	1	1	0	1			
4-2	*North Carolina	0.0	1	2	2	1	0			
4-6	Western Carolina	0.1	0	0	0	1	1			
4-23	*Wake Forest	^2.1	0	1	0	2	4			
5-7	Gardner-Webb ⁽²⁾	^1.0	1	0	0	0	2			
5-10	#Furman	^1.2	0	0	0	3	1	S		
5-14	*Virginia Tech ⁽²⁾	^2.0	0	0	0	3	3	S		
5-17	Davidson	^1.0	1	0	0	0	2			
5-19	*Florida State	2.0	2	1	1	0	1			
5-28	+N.C. State	2.1	1	0	0	0	1	W		
6-6	\$Connecticut	2.2	2	3	3	2	2			

2012 • So.										
Date	Opponent	IP	H	R	ER	BB	SO	Dec		
2-17	UAB	3.0	4	1	1	0	3	L		
2-24	Maine	2.0	4	2	2	0	1			
3-2	%South Carolina	3.1	1	0	0	0	3			
3-9	*North Carolina	2.0	1	0	0	2	2			
3-11	*North Carolina	2.0	3	2	1	2	1	L		
3-16	*Boston College	^2.0	1	1	1	1	3	S		
3-21	#Elon	^1.0	0	0	0	0	1	S		
3-23	*Virginia	^0.1	1	0	0	1	1			
3-25	*Virginia	0.0	0	0	0	1	0			
3-27	Georgia	1.1	0	0	0	0	0			
3-30	*Miami (FL)	4.0	1	0	0	0	7	W		
4-24	Coastal Carolina	2.0	3	1	1	2	3			
4-27	*Georgia Tech	2.1	0	1	1	2	4			

2013 • Jr.										
Date	Opponent	IP	H	R	ER	BB	SO	Dec		
2-15	William & Mary	^0.2	0	0	0	0	1	S		
2-23	Wright State ⁽¹⁾	^0.1	1	0	0	0	0	S		
2-27	Winthrop	^1.1	1	1	0	0	2	L		
3-2	#South Carolina	^2.0	2	1	1	1	3	S		
3-9	*N.C. State	^1.0	0	0	0	1	1	S		
3-10	*N.C. State	^0.1	0	0	0	0	0			
3-15	*Virginia	1.0	3	2	2	0	0			
3-19	Morehead State	^1.0	0	0	0	1	1			
3-23	*Duke ⁽²⁾	0.1	2	5	5	3	0			
4-3	Gardner-Webb	^1.0	0	0	0	1	2	S		
4-7	*Boston College	^2.2	0	0	0	0	3	S		
4-10	Presbyterian College	^1.0	0	0	0	0	2	W		
4-12	*Wake Forest	^2.0	0	0	0	0	2			
4-14	*Wake Forest	0.2	0	0	0	1	1			
4-19	*Miami (FL)	1.0	1	0	0	0	0			
4-21	*Miami (FL)	0.2	0	0	0	0	0			
4-26	*Georgia Tech ⁽¹⁾	1.0	1	0	0	0	2			
4-27	*Georgia Tech	^1.2	2	2	2	0	5			
5-6	*Maryland ⁽²⁾	^2.0	1	0	0	1	2	S		
5-10	Georgia Southern	0.2	0	0	0	0	1			
5-14	USC Upstate	1.0	2	0	0	0	2			
5-16	*Florida State	^2.0	0	0	0	2	3			
5-18	*Florida State	1.2	0	1	1	1	1			
5-24	+North Carolina	1.0	3	4	4	1	1			

#44 Matthew Crownover, LHP

2013 • Fr.										
Date	Opponent	IP	H	R	ER	BB	SO	Dec		
2-16	William & Mary	0.2	2	2	2	1	0			
2-27	Winthrop	^3.0	1	1	1	1	4			
3-6	Wofford	^5.0	3	1	1	0	3	W		
3-13	Charleston Southern	^6.0	3	0	0	0	2	W		
3-19	Morehead State	^3.0	5	3	3	0	0			
3-26	Georgia	^5.0	4	1	1	2	4	W		
4-1	*North Carolina	^4.2	7	3	3	2	2			

4-7	*Boston College	^6.1	4	0	0	1	4	W		
4-13	*Wake Forest	^5.1	5	0	0	3	4	W		
4-20	*Miami (FL)	^4.1	7	2	0	1	0	L		
4-26	*Georgia Tech ⁽²⁾	^5.1	6	2	2	1	6			
5-6	*Maryland ⁽²⁾	^6.0	4	0	0	1	2	W		
5-11	Georgia Southern	^7.0	3	0	0	3	8	W		
5-17	*Florida State	^4.1	5	2	2	0	3	L		

CAREER INDIVIDUAL GAME-BY-GAME PITCHING STATS

3-10	*North Carolina	0.0	0	0	0	2	0
3-14	Western Carolina	3.1	2	0	0	3	3
3-18	*Boston College	^2.1	3	0	0	2	2
3-25	*Virginia	^1.2	0	0	0	2	2
3-30	*Miami (FL)	^1.2	0	0	0	0	2 S
4-1	*Miami (FL)	^2.1	3	0	0	2	0
4-6	*Duke	^5.0	3	0	0	5	2 W
4-11	Georgia	^1.0	1	0	0	0	1
4-13	*N.C. State	^6.1	2	3	1	3	4 W
4-20	*Maryland	^2.0	5	4	4	1	2 W
4-24	Coastal Carolina	0.2	2	0	0	0	1
4-27	*Georgia Tech	0.0	2	2	2	2	0
5-7	College of Charleston	^3.2	1	0	0	1	3
5-14	*Florida State ⁽¹⁾	^2.2	5	2	2	2	3 S
5-18	*Wake Forest	^0.1	0	0	0	0	0
5-24	*Virginia	^0.1	0	0	0	1	0
5-26	+Georgia Tech	6.1	4	1	0	3	2
6-2	*South Carolina	0.0	2	1	1	0	0
6-3	\$Coastal Carolina	^2.0	1	0	0	1	3 S

Date	Opponent	IP	H	R	ER	BB	SO	Dec
2-17	William & Mary	^7.0	2	1	1	1	5	W
2-24	Wright State	^8.0	5	0	0	2	4	W
3-3	South Carolina	^6.0	8	6	1	1	3	L
3-10	*N.C. State	^6.2	8	2	1	1	3	L
3-17	*Virginia	^5.0	9	6	6	2	5	L
3-23	*Duke ⁽²⁾	^3.1	8	6	6	2	3	L
3-27	Georgia	^1.2	0	0	0	1	1	
4-1	*North Carolina	^4.2	3	0	0	2	1	W
4-9	Western Carolina	^1.0	1	0	0	0	1	S
4-13	*Wake Forest	^2.0	0	0	0	0	2	S
4-14	*Wake Forest	^3.0	1	0	0	1	4	W
4-19	*Miami (FL)	^1.0	0	0	0	0	0	
4-21	*Miami (FL)	^1.0	3	1	0	0	0	
4-26	*Georgia Tech ⁽²⁾	^2.0	2	0	0	2	1	W
5-6	*Maryland ⁽¹⁾	^1.0	2	0	0	0	3	S
5-12	Georgia Southern	^1.0	2	1	0	0	0	
5-14	USC Upstate	^1.0	1	1	1	1	1	W
5-18	*Florida State	^1.0	1	0	0	0	1	
5-24	+North Carolina	5.0	7	6	6	2	3	L

#23 Daniel Gossett, RHP

Date	Opponent	IP	H	R	ER	BB	SO	Dec
2-17	UAB	^1.0	0	0	0	1	0	
2-26	Maine	^1.0	0	0	0	1	1	S
3-2	%South Carolina	^1.2	3	2	2	1	3	L
3-7	Holy Cross	^1.0	1	0	0	0	0	
3-10	*North Carolina	0.0	2	3	3	1	0	L
3-14	Western Carolina	^3.1	6	4	4	1	4	
3-21	#Elon	^7.0	3	2	2	2	10	W
3-27	Georgia	^5.0	6	4	4	3	4	W
4-3	Winthrop	^7.0	3	0	0	0	13	W
4-8	*Duke	^2.0	2	0	0	0	2	S
4-11	Georgia	^4.1	5	6	6	5	4	
4-17	Charleston Southern	^5.0	4	2	2	2	4	
4-24	Coastal Carolina	^4.0	5	4	4	2	3	
4-29	*Georgia Tech	^5.1	3	4	4	3	7	W
5-5	College of Charleston	^4.1	3	1	1	1	8	W
5-12	*Florida State	^4.0	2	0	0	5	3	W
5-18	*Wake Forest	^7.1	6	2	2	2	7	L
5-24	+Virginia	^6.2	4	1	1	6	6	
6-2	\$South Carolina	^7.0	4	2	2	3	8	

Date	Opponent	IP	H	R	ER	BB	SO	Dec
2-15	William & Mary	^6.2	4	0	0	1	6	
2-23	Wright State ⁽¹⁾	^5.0	6	1	1	2	6	W
3-1	South Carolina	^6.1	3	4	1	4	4	L
3-8	*N.C. State	^6.2	5	4	2	4	9	W
3-15	*Virginia	^7.0	5	2	2	0	6	
3-22	*Duke	^9.0	5	0	0	0	3	W
3-30	*North Carolina	^3.0	10	8	8	0	1	L
4-5	*Boston College	^6.2	3	5	3	7	7	W
4-12	*Wake Forest	^6.0	8	2	1	2	9	W
4-19	*Miami (FL)	^7.0	3	0	0	2	10	W
4-26	*Georgia Tech ⁽¹⁾	^7.0	5	1	1	2	4	W
5-4	*Maryland	^2.1	5	4	1	2	3	L
5-10	Georgia Southern	^7.1	2	1	1	2	12	W
5-16	*Florida State	^6.0	3	0	0	3	3	W
5-22	+N.C. State	^6.1	6	6	5	2	6	L
6-1	\$Saint Louis	^6.0	5	2	2	5	2	W

#15 Mike Kent, RHP

Date	Opponent	IP	H	R	ER	BB	SO	Dec
3-17	Georgia Southern	3.1	2	0	0	1	3	W
3-24	Elon	^4.0	4	3	2	2	1	
4-7	Georgia	^3.0	4	4	4	3	0	
4-14	Western Carolina	0.0	2	4	4	2	0	L
5-14	*Wake Forest	1.0	0	0	0	0	3	
5-16	*Wake Forest	3.2	3	3	3	2	1	

Date	Opponent	IP	H	R	ER	BB	SO	Dec
4-6	Western Carolina	0.1	1	2	2	3	0	

Date	Opponent	IP	H	R	ER	BB	SO	Dec
2-18	UAB ⁽¹⁾	1.0	2	0	0	0	0	
2-25	Maine	2.0	1	0	0	0	0	
3-3	South Carolina	^0.1	0	0	0	0	0	
3-7	Holy Cross	0.2	1	0	0	1	0	
3-11	*North Carolina	1.0	1	0	0	1	0	
3-20	Elon	^2.0	0	0	0	0	3	
3-23	*Virginia	5.1	5	3	3	3	3	
3-28	Presbyterian College	2.0	3	4	0	1	4	
4-1	*Miami (FL)	0.0	2	2	2	0	0	L
4-4	Western Carolina	3.0	4	1	1	1	0	
4-10	*Furman	^4.0	5	1	1	0	3	S
4-15	*N.C. State	^1.2	0	0	0	0	2	
4-17	Charleston Southern	1.1	2	0	0	0	1	
4-21	*Maryland ⁽¹⁾	^3.1	3	0	0	0	2	S
4-28	*Georgia Tech	^5.0	4	1	1	0	1	W
5-5	College of Charleston	0.2	1	0	0	0	0	
5-8	Tennessee Tech	^1.2	6	5	5	0	1	
5-15	Furman	^1.1	1	0	0	0	0	
5-17	*Wake Forest	^1.0	0	0	0	1	0	
5-19	*Wake Forest	0.1	0	1	1	1	0	
5-24	+Virginia	0.2	1	2	2	1	1	L

Date	Opponent	IP	H	R	ER	BB	SO	Dec
2-16	William & Mary	0.2	2	2	2	1	0	
3-1	South Carolina	0.2	0	0	0	0	0	
3-15	*Virginia	^1.2	1	1	1	0	3	L
3-19	Morehead State	3.0	3	0	0	0	4	W
3-23	*Duke ⁽²⁾	1.0	0	0	0	0	1	
3-30	*North Carolina	^5.0	9	2	2	0	1	
4-5	*Boston College	0.0	1	0	0	1	0	
4-10	Presbyterian College	0.1	0	0	0	0	0	
4-26	*Georgia Tech ⁽¹⁾	^1.0	2	2	1	0	1	
5-6	*Maryland ⁽²⁾	1.0	0	0	0	0	0	
5-12	Georgia Southern	1.0	2	0	0	0	0	
5-25	+Miami (FL)	1.1	1	1	0	0	1	
5-31	\$Liberty	2.0	3	1	1	0	1	

#19 Brody Koerner, RHP

Date	Opponent	IP	H	R	ER	BB	SO	Dec
2-16	William & Mary	1.1	2	3	2	4	1	
2-27	Winthrop	2.2	2	1	0	1	4	
3-6	Wofford	^1.0	1	0	0	0	1	
3-20	Morehead State	^4.0	4	2	1	3	3	
3-27	Georgia	^4.0	3	2	2	1	3	L
4-10	Presbyterian College	^5.2	6	3	1	2	3	
4-24	Western Carolina	2.0	2	0	0	2	4	
4-27	*Georgia Tech	0.1	0	3	2	2	1	
5-8	*Furman ⁽¹⁾	^6.0	1	0	0	6	7	W
5-14	USC Upstate	^2.1	3	6	5	1	1	

#28 Jonathan Meyer, RHP

Date	Opponent	IP	H	R	ER	BB	SO	Dec
2-20	#Michigan State	1.0	0	0	0	0	1	
2-21	Furman	^2.0	0	0	0	0	1	S
2-26	Wright State	0.1	1	1	1	1	0	
3-3	Dayton	3.0	1	0	0	1	4	
3-6	#South Carolina	0.1	2	2	2	1	0	
3-13	*N.C. State ⁽¹⁾	^1.0	2	1	0	0	2	
3-14	*N.C. State	^2.0	0	0	0	0	0	W
3-16	Charlotte	^0.1	1	0	0	0	0	
3-20	*Virginia Tech ⁽²⁾	^1.1	1	0	0	0	0	S

3-24	Elon	^2.0	3	1	1	1	3	L
3-31	Coastal Carolina	1.0	2	1	1	0	0	
4-4	*Boston College	0.1	4	4	4	0	1	
4-7	Georgia	3.0	3	2	2	0	4	W
4-11	*Duke	^1.0	0	0	0	0	0	
4-21	USC Upstate	1.0	3	3	3	1	1	
5-2	Florida Gulf Coast ⁽²⁾	3.1	2	1	1	1	0	
5-8	*Maryland	2.0	2	0	0	2	0	
5-11	#Furman	1.0	0	0	0	0	1	
5-15	*Wake Forest	2.0	3	1	1	0	3	
6-6	\$Auburn	1.0	4	3	3	0	2	

Date	Opponent	IP	H	R	ER	BB	SO	Dec
2-20	Eastern Michigan	0.2	1	0	0	0	0	
2-26	Charleston Southern	1.0	0	0	0	0	0	
3-2	Wofford	1.2	2	0	0	1	3	
3-6	South Carolina	2.0	1	3	3	1	2	
3-13	*Virginia	^5.0	3	0	0	2	2	
3-18	*Duke	5.0	1	0	0	1	7	W
3-22	Elon	0.1	2	2	2	1	1	
3-26	*N.C. State	^4.1	2	1	1	2	3	
3-29	Georgia	1.0	2	0	0	0	3	
4-2	*North Carolina	2.0	4	3	2	1	1	
4-6	Western Carolina	0.1	0	0	0	0	0	
4-8	*Maryland	^4.1	2	0	0	1	5	W
4-15	*Boston College	1.0	0	0	0	0	1	
4-16	*Boston College ⁽²⁾	^7.0	5	2	2	1	7	W
4-20	Georgia	1.1	1	0	0	0	1	
4-24	*Wake Forest	^6.0	4	3	3	1	7	W
4-27	Western Carolina	^1.0	0	0	0	0	3	S
4-30	*Georgia Tech	^3.0	4	3	3	3	2	L
5-7	Gardner-Webb ⁽²⁾	^6.1	3	0	0	0	1	W
5-11	East Tennessee State	1.0	3	1	1	0	0	
5-15	*Virginia Tech	^8.0	8	3	3	0	6	L
5-21	*Florida State	^4.1	5	3	3	3	7	
5-28	+N.C. State	^1.1	2	2	2	1	1	

2012 - Jr.								
Date	Opponent	IP	H	R	ER	BB	SO	Dec
2-18	UAB ⁽²⁾	^1.0	3	2	2	0	0	
2-24	Maine	0.2	3	2	2	1	0	L
3-3	South Carolina	3.0	4	1	0	1	4	
3-7	Holy Cross	1.0	1	0	0	0	0	
3-10	* North Carolina	2.2	0	1	0	1	1	
3-11	* North Carolina	^1.0	1	0	0	0	2	
3-14	Western Carolina	^1.0	2	0	0	0	1	
3-17	* Boston College	^3.1	3	1	1	0	5	S
3-20	Elon	^5.0	7	1	1	0	5	W
3-25	* Virginia	2.1	4	2	2	0	1	
3-28	Presbyterian College	^4.0	2	1	1	0	2	L
4-1	* Miami (FL)	0.2	1	1	1	0	1	
4-4	Western Carolina	^1.2	5	4	4	3	1	
4-10	# Furman	^3.1	7	4	3	0	0	
4-11	Georgia	1.0	0	0	0	0	0	
4-15	* N.C. State	1.1	2	0	0	2	2	
4-17	Charleston Southern	2.0	1	0	0	2	2	
4-21	* Maryland ⁽²⁾	^7.0	4	0	0	0	2	W
4-27	* Georgia Tech	^4.0	3	1	1	2	3	L
5-7	College of Charleston	^5.1	7	4	2	2	1	L
5-14	* Florida State ⁽²⁾	^2.1	10	6	6	1	0	L
5-19	* Wake Forest	0.2	1	0	0	0	1	
6-2	§ South Carolina	1.0	1	1	1	1	0	
6-3	§ South Carolina	^8.1	7	1	1	2	4	

CAREER INDIVIDUAL GAME-BY-GAME PITCHING STATS

5-31 \$ Liberty 1.2 3 1 1 0 3

#51 Joseph Moorefield, LHP

2010 • *Fr.									
Date	Opponent	IP	H	R	ER	BB	SO	Dec	
2-28	Wright State	0.1	0	0	0	1	0		
3- 3	Dayton	1.0	0	0	0	0	1		
3-17	Georgia Southern	1.0	1	0	0	1	1		
4- 6	Georgia	^1.0	4	3	3	1	0		
4-18	*Georgia Tech	0.1	0	0	0	2	0		
6-13	¶ Alabama	1.0	0	0	0	0	2		

2011 • *So.									
Date	Opponent	IP	H	R	ER	BB	SO	Dec	
2-18	Eastern Michigan	^1.0	0	0	0	0	1		
2-25	Cincinnati	^1.0	1	1	0	1	1		
3- 2	Wofford	^0.2	0	0	0	0	0		
3- 4	South Carolina	^0.1	0	0	0	0	0		
3- 6	South Carolina	^2.0	0	0	0	0	2	W	
3- 8	# South Carolina	1.1	3	2	2	0	0		
3-16	# Presbyterian College	0.0	0	0	0	1	0		
3-18	*Duke	0.0	3	2	2	1	0		
3-23	Elon	^1.0	1	0	0	0	1		
3-25	*N.C. State	^1.0	1	0	0	0	0		
3-29	Georgia	0.1	0	0	0	0	0		
4- 2	*North Carolina	1.1	1	2	2	0	1	L	
4- 6	Western Carolina	1.0	2	0	0	0	0		
4-20	Georgia	0.1	1	1	0	0	1		
4-23	*Wake Forest	0.0	2	0	0	0	0		
4-26	Furman	1.0	1	0	0	0	0		
5- 7	Gardner-Webb ⁽²⁾	0.2	0	0	0	0	0		
5-10	# Furman	0.1	1	0	0	1	0		
5-11	East Tennessee State	^0.1	0	0	0	0	0		
5-14	*Virginia Tech ⁽²⁾	0.1	0	0	0	0	1	W	
5-19	*Florida State	0.2	0	0	0	0	1		
5-20	*Florida State	0.1	1	2	2	1	0		
5-26	+ Florida State	0.0	1	1	1	0	0		
5-28	+ N.C. State	0.1	0	0	0	0	0		

2012 • *Jr.									
Date	Opponent	IP	H	R	ER	BB	SO	Dec	
3- 7	Holy Cross	0.1	3	3	2	0	0		
3-16	*Boston College	0.1	0	0	0	0	1		
3-18	*Boston College	0.0	1	0	0	0	0		
3-21	# Elon	0.2	1	0	0	0	0		
3-27	Georgia	0.1	0	0	0	0	0		
4- 3	Winthrop	^1.0	0	0	0	1	1		
4- 4	Western Carolina	0.1	2	1	1	0	1		
4-11	Georgia	0.1	0	0	0	0	0		
4-15	*N.C. State	0.1	0	0	0	0	0		
4-17	Charleston Southern	0.0	1	0	0	0	0		
4-24	Coastal Carolina	^1.0	0	0	0	0	1		
5- 5	College of Charleston	0.1	0	0	0	0	1		
5- 8	Tennessee Tech	1.2	4	1	1	1	4		
5-14	*Florida State ⁽¹⁾	0.0	1	2	2	0	0		
5-18	*Wake Forest	0.1	0	0	0	0	0		
5-19	*Wake Forest	0.1	0	0	0	0	1		
5-24	+ Virginia	0.1	0	0	0	0	1		
5-26	+ Georgia Tech	^0.2	0	0	0	0	0		
6- 2	\$ South Carolina	0.1	0	0	0	0	0		

2013 • *Sr.									
Date	Opponent	IP	H	R	ER	BB	SO	Dec	
2-15	William & Mary	0.1	0	0	0	0	0		
2-27	Winthrop	0.2	0	0	0	0	2		
3- 1	South Carolina	0.1	1	0	0	1	0		
3- 9	*N.C. State	0.1	0	0	0	0	0		
3-10	*N.C. State	0.0	1	0	0	0	0		
3-15	*Virginia	0.0	0	0	0	1	0		
3-17	*Virginia	0.1	0	0	0	0	0		
3-23	*Duke ⁽²⁾	0.2	1	0	0	0	0		
3-27	Georgia	0.0	1	1	1	0	0		
4-24	Western Carolina	0.2	1	0	0	0	0		
5- 6	*Maryland ⁽²⁾	0.0	2	2	0	0	0		
5-10	Georgia Southern	0.0	0	0	0	2	0		
5-12	Georgia Southern	1.0	0	0	0	0	0		
5-24	+ North Carolina	^0.2	0	0	0	0	0		
5-25	+ Miami (FL)	0.1	0	0	0	1	0		

#21 Kevin Pohle, RHP

2011 • Fr.									
Date	Opponent	IP	H	R	ER	BB	SO	Dec	
2-19	Eastern Michigan	3.2	5	1	1	0	0	L	
3- 2	Wofford	2.2	3	0	0	2	0	W	
3-11	*Virginia	0.1	1	0	0	0	0		
3-13	*Virginia	0.0	0	0	0	0	0		
3-19	*Duke	3.0	4	1	1	0	2	W	
3-25	*N.C. State	1.0	1	0	0	1	2		
3-29	Georgia	0.1	0	0	0	0	0	W	
4- 1	*North Carolina	2.2	1	2	0	1	1		
4- 3	*North Carolina	1.0	0	0	0	1	0		
4-15	*Boston College	^2.0	2	0	0	2	1		
4-23	*Wake Forest	1.2	3	2	2	0	1		
4-26	Furman	1.0	1	0	0	0	1		
5- 7	Gardner-Webb ⁽²⁾	1.0	1	0	0	0	2		
5-11	East Tennessee State	^5.0	3	0	0	1	2	W	
5-17	Davidson	^5.0	6	0	0	1	4	W	
6- 3	\$ Sacred Heart	2.0	1	0	0	1	1		
6- 6	\$ Connecticut	^0.1	5	3	3	0	0	L	

2012 • So.									
Date	Opponent	IP	H	R	ER	BB	SO	Dec	
2-18	UAB ⁽²⁾	4.0	2	0	0	2	3	W	
2-26	Maine	3.0	4	3	0	0	4	W	
3- 4	South Carolina	^5.0	6	4	0	2	5		
3-11	*North Carolina	^6.0	6	2	2	4	2		
3-18	*Boston College	^6.2	7	1	1	0	5	W	
3-25	*Virginia	^4.0	4	3	3	4	1	L	
4- 1	*Miami (FL)	^6.0	6	1	1	1	3		
4- 8	*Duke	^7.0	4	2	2	1	4	W	
4-15	*N.C. State	^4.1	6	6	5	4	0	L	
4-21	*Maryland ⁽²⁾	^2.0	2	2	2	2	1		
4-29	*Georgia Tech	^3.2	6	4	3	3	1		
5- 6	College of Charleston	^7.0	6	0	0	1	5	W	
5-14	*Florida State ⁽¹⁾	^6.0	6	3	1	1	0	W	
5-19	*Wake Forest	^4.2	5	6	5	3	4	L	
5-26	+ Georgia Tech	^2.0	6	4	4	0	1	L	
6- 1	\$ Coastal Carolina	^5.0	4	2	2	4	1	W	

#32 Clate Schmidt, RHP

2013 • Fr.									
Date	Opponent	IP	H	R	ER	BB	SO	Dec	
2-16	William & Mary	^2.2	3	0	0	0	3		
2-23	Wright State ⁽²⁾	^4.0	5	0	0	1	2	W	
3- 2	# South Carolina	^7.0	5	2	2	3	5	W	
3- 9	*N.C. State	^3.2	8	2	1	2	3		
3-16	*Virginia	^4.0	8	5	5	3	1		
3-23	*Duke ⁽¹⁾	^4.2	9	4	4	1	3		
3-27	Georgia	0.2	1	0	0	0	1		
3-31	*North Carolina ⁽¹⁾	^2.0	5	2	2	1	0	L	
4- 6	*Boston College	^7.0	6	2	2	5	2	W	
4-14	*Wake Forest	^6.1	7	4	3	3	2		
4-21	*Miami (FL)	^3.2	8	4	4	1	0	L	
4-27	*Georgia Tech	^4.0	11	7	4	1	2	L	
5- 6	*Maryland ⁽²⁾	0.0	1	3	2	1	0		
5-17	*Florida State	^3.2	0	0	0	0	1		
5-25	+ Miami (FL)	^1.1	3	3	3	2	0	L	
6- 2	\$ Liberty	1.0	2	1	1	2	0		

#40 Kyle Schnell, RHP

2013 • So.									
Date	Opponent	IP	H	R	ER	BB	SO	Dec	
2-16	William & Mary	0.2	2	0	0	0	0		
2-24	Wright State	^1.0	0	0	0	0	0		
2-27	Winthrop	3.1	0	0	0	0	3		
3- 3	South Carolina	1.0	0	0	0	0	0		
3- 8	*N.C. State	^2.1	1	1	1	1	3		
3- 9	*N.C. State	2.2	4	0	0	0	1	W	
3-13	Charleston Southern	^1.1	0	0	0	0	1	S	
3-15	*Virginia	0.2	2	1	1	0	1		
3-17	*Virginia	^1.0	2	0	0	0	1		
3-23	*Duke ⁽²⁾	1.2	3	1	1	1	1		
4- 1	*North Carolina	1.2	1	1	1	0	0		
4- 3	Gardner-Webb	1.0	1	0	0	1	1		
4- 5	*Boston College	0.2	0	0	0	0	1		
4- 9	Western Carolina	0.1	3	3	0	1	0		
4-21	*Miami (FL)	0.0	2	2	2	0	0		
4-27	*Georgia Tech	2.1	3	0	0	2	2		
5- 4	*Maryland	2.1	2	0	0	1	2		

5- 8	# Furman ⁽²⁾	2.1	0	0	0	0	2	W	
5-12	Georgia Southern	1.0	2	2	2	0	0		
5-14	USC Upstate	0.0	2	0	0	0	0		
5-16	*Florida State	0.1	3	2	2	1	1		
5-25	+ Miami (FL)	0.1	0	0	0	0	0		
5-31	\$ Liberty	0.2	0	0	0	1	1		
6- 1	\$ Saint Louis	^3.0	2	0	0	1	1	S	

* - ACC regular-season game; # - Greenville, SC (Fluor Field); % - Charleston, SC; + - ACC Tournament; \$ - NCAA Regional; ¶ - NCAA Super Regional; ^ - due to inclement weather, game was completed on Apr. 1; -- start; ^ - finished game; Note: **Bold** denotes a Clemson home game.

2013 CLEMSON BOXSCORES

Game 1 • Clemson 2, William & Mary 0

February 15, 2013 • Doug Kingsmore Stadium • Clemson, SC

William & Mary 0 (0-1)

Player	ab	r	h	rbi	bb	so	po	a	lob
Kevin Nutter 1b	4	0	0	0	0	8	0	0	0
Ryan Brown cf	4	0	0	0	2	1	0	0	0
Ryan Lindemuth 2b	3	0	2	0	0	2	3	0	0
Michael Katz 3b	4	0	3	0	0	0	0	0	0
William Shaw lf	2	0	0	0	1	3	0	2	0
Ryan Williams ss	3	0	0	0	1	2	0	1	0
Charley Gould dh	4	0	1	0	0	1	0	0	2
Ryan Hissey c	3	0	0	0	1	4	0	2	0
Derek Lowe rf	3	0	0	0	0	4	0	0	0
Brett Koehler p	0	0	0	0	0	0	1	0	0
Totals	30	0	6	0	1	7	24	4	7

Score by Innings	1	2	3	4	5	6	7	8	9	R	H	E
William & Mary	0	0	0	0	0	0	0	0	0	0	6	1
Clemson	0	0	0	0	0	0	0	2	X	2	7	0

E - KATZ(1). DP - Clemson 1. LOB - W&M 7; Clemson 6. 2B - DUGGAR(1). HR - KENNEDY(1). HBP - LINDEMUTH. SH - SHAW 2(2).

William & Mary	ip	h	r	er	bb	so	ab	bf
Brett Koehler	8.0	7	2	2	0	3	32	32

Clemson 2 (1-0)

Player	ab	r	h	rbi	bb	so	po	a	lob
Thomas Brittle cf	4	0	0	0	0	1	1	0	1
Tyler Slaton lf	4	0	0	0	0	1	1	0	2
Steve Wilkerson 2b	4	1	2	0	0	0	1	3	0
Shane Kennedy dh	4	1	1	2	0	1	0	0	0
Jon McGibbon 1b	4	0	0	0	0	0	13	0	0
Jay Baum 3b	3	0	0	0	0	0	0	2	2
Steven Duggar rf	3	0	3	0	0	0	2	0	0
Tyler Krieger ss	3	0	0	0	0	0	2	3	0
Garrett Boulware c	3	0	1	0	0	0	6	1	1
Daniel Gossett p	0	0	0	0	0	0	1	3	0
Joseph Moorefield p	0	0	0	0	0	0	0	0	0
Clay Bates p	0	0	0	0	0	0	0	1	0
Matt Campbell p	0	0	0	0	0	0	0	0	0
Totals	32	2	7	2	0	3	27	13	6

Clemson	ip	h	r	er	bb	so	ab	bf
Daniel Gossett	6.2	4	0	0	1	6	22	25
Joseph Moorefield	0.1	0	0	0	0	0	1	1
Clay Bates	1.1	2	0	0	0	0	5	6
Matt Campbell	0.2	0	0	0	0	1	2	2

Win - BATES (1-0). Loss - KOEHLER (0-1). Save - CAMPBELL (1). HBP - by GOSSETT (LINDEMUTH). BK - KOEHLER(1).

Umpires - HP: Jason Bradley 1B: Kevin Elzey 3B: Darion Padgett
Start: 4:06 PM Time: 1:56 Attendance: 5947

Game 2 • William & Mary 11, Clemson 2

February 16, 2013 • Doug Kingsmore Stadium • Clemson, SC

William & Mary 11 (1-1)

Player	ab	r	h	rbi	bb	so	po	a	lob
Kevin Nutter 1b	4	3	2	2	1	0	10	0	0
Ryan Brown cf	4	3	3	1	2	0	4	0	0
Ryan Lindemuth 2b	5	2	4	1	1	0	1	3	2
Michael Katz 3b	4	0	3	4	2	1	2	1	0
William Shaw lf	6	0	2	1	0	0	1	0	5
Ryan Hissey c	4	0	0	0	1	2	5	1	1
Ryan Williams ss	5	1	1	0	0	1	2	2	2
Thomas Pulisic dh	4	2	1	0	0	2	0	0	2
Derek Lowe rf	5	0	0	0	0	1	2	0	0
John Farrell p	0	0	0	0	0	0	1	0	0
J.T. Castner p	0	0	0	0	0	0	0	0	0
Mitchell Aker p	0	0	0	0	0	0	0	0	0
Totals	41	11	16	9	7	7	27	8	12

Score by Innings	1	2	3	4	5	6	7	8	9	R	H	E
William & Mary	1	0	3	2	2	0	3	0	0	11	16	0
Clemson	0	0	0	1	0	1	0	0	0	2	10	1

E - BRADLEY(1). DP - W&M 1; Clemson 2. LOB - W&M 12; Clemson 8. 2B - NUTTER(1); LINDEMUTH(1); DUGGAR(2); BAUM(1). HBP - NUTTER; PULISIC. SB - BAUM(1). CS - BRITTLE(1).

William & Mary	ip	h	r	er	bb	so	ab	bf
John Farrell	7.0	9	2	2	1	4	29	30
J.T. Castner	1.0	0	0	0	1	0	2	3
Mitchell Aker	1.0	1	0	0	0	1	4	4

Clemson 2 (1-1)

Player	ab	r	h	rbi	bb	so	po	a	lob
Thomas Brittle cf	4	0	1	0	0	1	0	0	0
Joe Costigan ph	1	0	0	0	0	0	0	0	1
Steven Duggar rf	3	1	1	0	1	0	0	2	1
Steve Wilkerson 2b	4	0	1	0	0	0	1	6	2
Shane Kennedy dh	3	1	2	1	1	0	0	0	0
Jon McGibbon 1b	4	0	0	0	0	0	10	1	0
Jay Baum 3b	4	0	2	0	0	0	2	4	0
Tyler Krieger ss	4	0	1	1	0	2	2	2	3
Tyler Slaton lf	2	0	0	0	1	1	0	0	0
Maleekee Gibson ph/lf	2	0	1	0	0	0	1	0	0
Matt Reed c	1	0	0	0	1	4	0	0	0
Kevin Bradley ph/c	3	0	1	0	0	0	3	1	2
Patrick Andrews p	0	0	0	0	0	0	0	0	0
Matthew Crownover p	0	0	0	0	0	0	0	0	0
Mike Kent p	0	0	0	0	0	0	0	0	0
Kyle Schnell p	0	0	0	0	0	1	0	0	0
Brody Koerner p	0	0	0	0	0	0	0	2	0
Clate Schmidt p	0	0	0	0	0	0	0	2	0
Totals	35	2	10	2	2	5	27	17	8

Clemson	ip	h	r	er	bb	so	ab	bf
Patrick Andrews	3.0	5	4	4	1	3	13	15
Matthew Crownover	0.2	2	2	2	1	0	4	6
Mike Kent	0.2	2	2	2	1	0	4	5
Kyle Schnell	0.2	2	0	0	0	0	4	4
Brody Koerner	1.1	2	3	2	4	1	5	9
Clate Schmidt	2.2	3	0	0	0	3	11	11

Win - FARRELL (1-0). Loss - ANDREWS (0-1). Save - None.
WP - SCHMIDT(1). HBP - by ANDREWS (NUTTER); by CROWNOVER (PULISIC).

Umpires - HP: Mike Cheek 1B: Craig Mirr 3B: Danny Everett
Start: 2:03 PM Time: 2:39 Attendance: 4388

Game 3 • Clemson 12, William & Mary 2

February 17, 2013 • Doug Kingsmore Stadium • Clemson, SC

William & Mary 2 (1-2)

Player	ab	r	h	rbi	bb	so	po	a	lob
Kevin Nutter 1b	3	0	1	0	0	0	6	3	0
Jackson Shaver 1b	0	0	0	0	0	0	0	0	0
Ryan Brown cf	3	0	0	0	2	3	0	0	0
Ryan Lindemuth 2b	4	0	0	0	0	1	2	2	0
Michael Katz 3b	4	1	1	0	2	0	0	1	0
William Shaw lf	3	0	0	0	1	2	0	0	0
Jonathan Sarty lf	1	0	0	0	0	0	0	0	0
Ryan Hissey c	2	1	1	1	0	0	6	1	0
Ryan Williams ss/p	3	0	1	1	1	2	1	0	0
Thomas Pulisic dh	3	0	0	0	0	0	0	2	0
David Belt ss	1	0	0	0	1	0	0	1	0
Derek Lowe rf	3	0	0	0	0	1	0	0	0
Jason Inghram p	0	0	0	0	0	3	2	0	0
John Sheehan p	0	0	0	0	0	0	0	0	0
Mitchell Aker p	0	0	0	0	0	0	0	0	0
Totals	30	2	4	2	1	7	24	9	6

Score by Innings	1	2	3	4	5	6	7	8	9	R	H	E
William & Mary	0	0	0	1	0	0	0	0	1	2	4	1
Clemson	0	0	0	0	3	6	3	X	12	15	2	0

E - SHAW(1); WILKERSON(1); FIRTH(1). LOB - W&M 6; Clemson 5. 2B - NUTTER(2); HISSEY(1); WILLIAMS(1); TRILLER(1); WILKERSON(1); CAMPANA(1); BOULWARE(1); BRADLEY(1). HBP - NUTTER; HISSEY. SH - BROWN(1); GIBSON(1). SF - HISSEY(1). SB - KATZ(1); KENNEDY(1).

William & Mary	ip	h	r	er	bb	so	ab	bf
Jason Inghram	6.0	5	3	3	0	3	22	23
John Sheehan	0.1	4	6	6	2	1	5	7
Mitchell Aker	0.2	2	0	0	0	0	4	4
Ryan Williams	1.0	4	3	3	0	2	7	7

Win - FIRTH (1-0). Loss - INGRAM (0-1). Save - None.
WP - SHEEHAN(1). HBP - by FIRTH (NUTTER); by FIRTH (HISSEY). BK - WILLIAMS(1).

Umpires - HP: Randy Watkins 1B: Steve Manders 3B: Luke Hamilton
Start: 1:00 PM Time: 2:19 Attendance: 4351

Clemson 12 (2-1)

Player	ab	r	h	rbi	bb	so	po	a	lob
Thomas Brittle cf	4	2	2	0	0	0	0	0	1
Joe Costigan ph/lf	1	0	0	0	0	1	0	0	0
Steven Duggar rf	3	2	1	1	1	1	1	0	0
Mike Triller rf	1	1	1	1	0	0	1	0	0
Steve Wilkerson 2b	4	1	2	4	0	2	2	3	0
Mike Dunster ph/2b	1	1	1	1	0	0	1	0	0
Shane Kennedy dh	4	0	0	1	0	0	0	0	0
Jackson Campaña ph/1b	1	0	1	1	0	0	0	0	0
Jon McGibbon 1b	4	0	1	0	0	0	10	1	0
D.J. Reader ph	1	0	0	0	1	0	0	1	0
Jay Baum 3b	4	0	1	0	0	1	1	3	0
Tyler Krieger ss	3	1	1	0	1	0	0	3	2
Maleekee Gibson lf	2	1	1	0	0	0	3	0	0
Tyler Slaton lf/cf	1	0	0	0	0	0	1	0	0
Garrett Boulware c	3	2	2	2	0	0	6	0	0
Kevin Bradley ph/c	1	1	1	0	0	0	1	0	0
Scott Firth p	0	0	0	0	0	0	0	3	0
Jonathan Meyer p	0	0	0	0	0	0	0	0	0
Totals	38	12	15	12	2	6	27	12	5

Clemson	ip	h	r	er	bb	so	ab	bf
Scott Firth	7.0	2	1	1	1	5	22	27
Jonathan Meyer	2.0	2	1	1	0	2	8	8

Game 4 • Clemson 5, Wright State 3

February 23, 2013 (Game 1) • Doug Kingsmore Stadium • Clemson, SC

Wright State 3 (3-1)

Player	ab	r	h	rbi	bb	so	po	a	lob
Michael Timm 3b	5	0	0	0	0	1	2	1	2
Sam Picchiotti 2b	5	1	3	2	0	0	0	2	0
Garrett Gray c	5	0	2	0	0	1	3	2	0
Kleston Greene pr	0	0	0	0	0	0	0	0	0
Jeff Limbaugh 1b	4	0	0	0	1	3	11	1	2
Mark Fowler cf	4	0	2	1	0	1	1	0	2
Cody Gardner lf	2	0	0	0	1	1	0	0	0
Jason DeFevers dh	4	0	0	0	3	0	0	2	0
Justin Kopale ss	4	1	1	0	0	0	4	6	0
Beau Phillips rf	4	1	2	0	0	1	2	1	0
Casey Henn p	0	0	0	0	0	0	1	0	0
David Deliz p	0	0	0	0	0	0	0	0	0
E.J. Trapino p	0	0	0	0	0	0	1	0	0
Totals	37	3	10	3	2	11	24	14	10

Score by Innings	1	2	3	4	5	6	7	8	9	R	H	E
Wright State	0	0	1	0	0	0	0	0	2	3	10	2
Clemson	1	0	1	0	1	0	0	2	X	5	7	1

2013 CLEMSON BOXSCORES

Game 5 • Clemson 6, Wright State 0

February 23, 2013 (Game 2) • Doug Kingsmore Stadium • Clemson, SC

Wright State 0 (3-2)

Player	ab	r	h	rbi	bb	so	po	a	lob
Mark Fowler cf	4	0	1	0	0	0	3	0	4
Sam Picchiotti 2b	4	0	2	0	0	1	3	1	3
Garrett Gray dh	4	0	1	0	1	0	0	0	0
Michael Timm 3b	4	0	1	0	0	0	2	1	
Jeff Limbaugh 1b	2	0	1	0	1	0	10	0	
Cody Gardner lf	5	0	0	0	0	2	1	0	4
Jason DeFevers c	3	0	2	0	1	0	5	1	3
Justin Kopale ss	3	0	0	0	1	0	0	3	0
Beau Phillips rf	3	0	1	0	1	1	1	0	0
Taylor Braun p	0	0	0	0	0	0	0	2	0
Cody Kopilchack p	0	0	0	0	0	0	0	0	0
Trevor Swaney p	0	0	0	0	0	0	1	0	0
Isaac Beller p	0	0	0	0	0	0	0	0	0
Totals	32	0	9	0	5	4	24	9	15

Clemson 6 (4-1)

Player	ab	r	h	rbi	bb	so	po	a	lob
Thomas Brittle cf	4	1	2	0	0	1	2	0	1
Mike Triller ph/cf	1	0	0	0	0	0	0	0	1
Steven Dugger rf	3	1	0	0	1	0	3	0	0
Steve Wilkerson 2b	4	1	3	1	0	1	3	3	0
Shane Kennedy dh	4	1	2	1	0	0	0	0	1
Jon McGibbon 1b	3	1	2	2	1	0	12	0	0
Jay Baum 3b	3	1	0	0	1	0	1	3	4
Tyler Krieger ss	4	0	0	0	0	1	2	6	0
Tyler Slaton lf	2	0	0	0	0	2	0	0	0
Kevin Bradley ph	0	0	0	0	0	0	0	0	0
Maleeke Gibson pr/lf	1	0	0	0	0	0	0	0	0
Garrett Boulware c	3	0	1	2	0	0	3	0	0
Matt Reed c	1	0	1	0	0	0	1	0	0
Cate Schmidt p	0	0	0	0	0	0	0	0	0
Patrick Andrews p	0	0	0	0	0	0	0	0	0
Zack Erwin p	0	0	0	0	0	0	0	0	0
Jackson Campana p	0	0	0	0	0	0	0	0	0
Clay Bates p	0	0	0	0	0	0	0	0	0
Totals	33	6	11	6	3	5	27	12	7

Score by Innings	1	2	3	4	5	6	7	8	9	R	H	E
Wright State	0	0	0	0	0	0	0	0	0	0	9	1
Clemson	1	0	2	0	0	2	1	0	X	6	11	0

E - SWANEY(1), DP - CLEMSON 4, LOB - Wright State 15; Clemson 7, 2B - FOWLER(1); PICCHIOTTI(5); DEFEVERS(1); BRITTLE(1); WILKERSON(2), HBP - FOWLER; PICCHIOTTI; TIMM; LIMBAUGH 2; BRADLEY, SB - WILKERSON(2).

Wright State	ip	h	r	er	bb	so	ab	bf
Taylor Braun	5.0	7	3	3	1	3	21	22
Cody Kopilchack	0.1	0	2	2	0	1	4	
Trevor Swaney	1.2	3	1	0	0	2	7	7
Isaac Beller	1.0	1	0	0	0	0	4	4

Clemson	ip	h	r	er	bb	so	ab	bf
Cate Schmidt	4.0	5	0	0	1	2	16	20
Patrick Andrews	1.1	0	0	0	2	0	4	6
Zack Erwin	0.2	1	0	0	1	1	3	5
Jackson Campana	2.0	1	0	0	1	0	5	6
Clay Bates	1.0	2	0	0	0	1	4	5

Win - SCHMIDT (1-0). Loss - BRAUN (0-1). Save - None.

WP - SWANEY(1), HBP - by SCHMIDT (PICCHIOTTI); by SCHMIDT (LIMBAUGH); by SCHMIDT (FOWLER); by KOPILCHACK (BRADLEY); by ERWIN (TIMM); by BATES (LIMBAUGH).

Umpires - HP: Luke Hamilton 1B: Randy Watkins 3B: Brandon Henson
Start: 4:35 PM Time: 3:02 Attendance: 4803
ERWIN faced 2 batters in the 7th.

Game 6 • Clemson 7, Wright State 0

February 24, 2013 • Doug Kingsmore Stadium • Clemson, SC

Wright State 0 (3-3)

Player	ab	r	h	rbi	bb	so	po	a	lob
Mark Fowler cf	4	0	2	0	0	0	1	0	0
Sam Picchiotti 2b	3	0	1	0	0	1	3	3	0
John Brodner ph	1	0	0	0	0	0	0	0	0
Garrett Gray c	2	0	1	0	0	0	6	1	0
Jack Murphy ph	1	0	0	0	0	0	0	0	0
Jeff Limbaugh 1b	3	0	0	0	0	11	1	1	
Kody Krizman ph	1	0	0	0	0	0	0	0	0
Michael Timm 3b	3	0	0	0	0	0	5	1	
Jason DeFevers dh	1	0	0	0	1	1	0	0	0
Cody Gardner ph/dh	1	0	0	0	1	0	0	0	0
Kieston Greene rf	3	0	0	0	0	1	0	0	0
Justin Kopale ss	2	0	0	0	0	1	4	0	
Joe Ford ph/ss	1	0	1	0	0	0	0	0	0
Beau Phillips lf	2	0	0	0	1	1	0	1	0
Robby Sexton p	0	0	0	0	0	0	1	0	0
Joey Hoelzel p	0	0	0	0	0	0	0	0	0
Cody Kopilchack p	0	0	0	0	0	0	0	0	0
David Deliz p	0	0	0	0	0	0	0	0	0
Travis Hissong p	0	0	0	0	0	0	0	0	0
Totals	28	0	5	0	2	4	24	15	4

Clemson 7 (5-1)

Player	ab	r	h	rbi	bb	so	po	a	lob
Thomas Brittle cf	3	1	1	0	1	0	1	0	2
Tyler Slaton ph/cf	1	0	0	0	0	1	1	0	0
Steven Dugger rf	4	2	1	0	0	1	1	2	0
Mike Dunster ph	1	0	0	0	0	1	0	0	1
Mike Triller rf	0	0	0	0	0	0	0	0	0
Steve Wilkerson 2b	3	1	1	0	1	0	2	3	0
Shane Kennedy dh	3	1	1	2	1	1	0	0	0
Jon McGibbon 1b	3	1	1	1	1	0	15	0	1
Jay Baum 3b	4	0	1	2	0	0	0	3	0
Tyler Krieger ss	3	0	0	0	0	0	7	3	
Maleeke Gibson lf	2	0	0	0	1	0	1	0	0
Garrett Boulware c	2	1	1	0	1	0	6	0	0
Kevin Bradley ph	1	0	0	0	0	0	0	0	0
Matt Reed c	0	0	0	0	0	0	0	0	0
Scott Firth p	0	0	0	0	0	0	3	0	0
Kyle Schnell p	0	0	0	0	0	0	0	0	0
Totals	30	7	7	5	6	4	27	18	7

Score by Innings	1	2	3	4	5	6	7	8	9	R	H	E
Wright State	0	0	0	0	0	0	0	0	0	0	5	1
Clemson	1	0	0	0	1	5	0	X		7	7	0

E - GRAY(1), DP - CLEMSON 1, LOB - Wright State 4; Clemson 7, 2B - DUGGAR(3); MCGIBBON(1); BAUM(2), HBP - KRIEGER, SH - GRAY(1); GIBSON(2), SB - FOWLER(5); BRITTLE(2); WILKERSON(3); KENNEDY(2); GIBSON(1).

Wright State	ip	h	r	er	bb	so	ab	bf
Robby Sexton	5.1	3	2	2	3	2	18	23
Joey Hoelzel	1.1	3	4	4	1	0	7	8
Cody Kopilchack	0.0	1	0	1	0	0	1	
David Deliz	0.0	1	0	0	0	0	1	1
Travis Hissong	1.1	0	0	0	1	2	4	5

Clemson	ip	h	r	er	bb	so	ab	bf
Scott Firth	8.0	5	0	0	2	4	25	28
Kyle Schnell	1.0	0	0	0	0	0	3	3

Win - FIRTH (2-0). Loss - SEXTON (1-1). Save - None.

WP - SEXTON 2(2); FIRTH(1), HBP - by SEXTON (KRIEGER).

Umpires - HP: John Pierce 1B: Darion Padgett 3B: Blake Carnahan
Start: 1:00 PM Time: 2:23 Attendance: 5054
KOPILCHACK faced 1 batter in the 7th.
DELIZ faced 1 batter in the 7th.

Game 7 • Winthrop 3, Clemson 2 (11 Innings)

February 27, 2013 • Doug Kingsmore Stadium • Clemson, SC

Winthrop 3 (3-5)

Player	ab	r	h	rbi	bb	so	po	a	lob
Drew Hardee cf	5	0	0	0	0	2	6	0	2
Leighton Daniels 2b/3b	3	2	1	0	2	1	1	2	0
Matt Lobacz 1b	5	0	1	0	1	0	6	1	0
Clay Altman dh	3	0	0	1	0	2	0	0	0
Stephen Wallace 3b	5	0	0	0	4	0	1	2	
Jason Driver ss	0	0	0	0	0	0	0	0	0
Jace Whitley rf	4	0	0	0	0	3	3	0	0
Nick Bateman lf	2	1	1	0	0	1	0	0	0
Max Vogel ph/lf	2	0	0	0	0	1	2	0	0
Kyle Edwards ss/2b	3	0	1	0	0	1	1	1	0
Austen Barber c	2	0	0	0	0	0	6	0	1
Tyler Asbill ph	1	0	0	0	0	0	0	0	0
Reid Langdale c	0	0	0	0	0	0	2	0	0
Tony Brandner ph/c	0	0	0	0	1	0	3	0	0
Sam Kniec p	0	0	0	0	0	0	1	0	0
Mitchell Knox p	0	0	0	0	0	0	0	0	0
Jared Keels p	0	0	0	0	0	0	1	1	0
Josh Strong p	0	0	0	0	0	0	0	0	0
Steven Howell p	0	0	0	0	0	0	0	0	0
Eric Ruth p	0	0	0	0	0	0	0	0	0
Totals	35	3	4	3	3	15	33	6	5

Clemson 2 (5-2)

Player	ab	r	h	rbi	bb	so	po	a	lob
Thomas Brittle cf	4	0	0	0	1	2	3	0	2
Steven Dugger rf	5	1	1	0	0	1	3	0	2
Steve Wilkerson 2b	5	0	1	0	0	1	1	3	0
Shane Kennedy dh	4	0	0	1	0	2	0	0	0
Jon McGibbon 1b	5	0	0	0	0	2	9	1	0
Jay Baum 3b	5	0	0	0	0	0	1	1	1
Tyler Krieger ss	3	1	1	0	1	1	2	2	1
Maleeke Gibson lf	3	0	1	0	0	0	0	0	0
Tyler Slaton lf	1	0	0	0	0	1	0	0	0
Matt Reed c	1	0	0	0	0	1	7	0	0
Garrett Boulware ph	1	0	1	1	0	0	0	0	0
Kevin Bradley c	2	0	1	0	0	0	7	1	1
Matthew Crownover p	0	0	0	0	0	0	0	1	0
Brody Koerner p	0	0	0	0	0	0	0	0	0
Kyle Schnell p	0	0	0	0	0	0	0	0	0
Joseph Moorefield p	0	0	0	0	0	0	0	0	0
Jonathan Meyer p	0	0	0	0	0	0	0	0	0
Matt Campbell p	0	0	0	0	0	0	0	0	0
Totals	39	2	6	2	2	11	33	9	7

Score by Innings	1	2	3	4	5	6	7	8	9	10	11	R	H	E
Winthrop	0	0	1	0	0	1	0	0	0	0	1	3	4	1
Clemson	0	0	0	0	1	1	0	0	0	0	0	2	6	1

E - DANIELS(3); KOERNER(1), LOB - Winthrop 5; Clemson 7, 2B - DANIELS(2), HR - BATEMAN(1), HBP - ALTMAN; EDWARDS, SF - ALTMAN(1); KENNEDY(2), SB - WILKERSON(4), CS - DANIELS(1).

Winthrop	ip	h	r	er	bb	so	ab	bf
Sam Kniec	4.2	3	1	1	0	6	18	18
Mitchell Knox	1.1	1	1	0	0	4	5	
Jared Keels	0.2	0	0	0	1	0	2	3
Josh Strong	1.0	0	0	0	0	0	3	3
Steven Howell	1.1	0	0	0	0	2	4	4
Eric Ruth	2.0	2	0	0	1	3	8	9

Clemson	ip	h	r	er	bb	so	ab	bf
Matthew Crownover	3.0	1	1	1	1	4	9	10
Brody Koerner	2.2	2	1	0	1	4	10	12
Kyle Schnell	3.1	0	0	0	0	3	10	10
Joseph Moorefield	0.2	0	0	0	0	2	2	2
Jonathan Meyer	0.0	0	0	0	1	0	0	2
Matt Campbell	1.1	1	1	0	0	2	4	5

2013 CLEMSON BOXSCORES

Game 9 • Clemson 6, South Carolina 3

March 2, 2013 • Fluor Field • Greenville, SC

Clemson 6 (6-3)

Player	ab	r	h	rbi	bb	so	po	a	lob
Thomas Brittle cf	5	1	2	1	0	0	3	0	1
Maleeke Gibson lf	5	0	1	0	0	2	2	0	1
Tyler Slaton lf	0	0	0	0	0	0	0	0	0
Steve Wilkerson 2b	4	1	1	1	0	2	1	2	0
Shane Kennedy dh	3	0	0	0	1	2	0	0	1
Steven Duggar rf	4	1	2	2	0	0	2	0	0
Garrett Boulware c	3	1	1	1	0	2	8	0	2
Jon McGibbon 1b	4	0	0	0	0	0	9	1	0
Jay Baum 3b	4	1	2	0	0	1	0	2	0
Tyler Krieger ss	4	1	2	1	0	1	1	5	0
Clate Schmidt p	0	0	0	0	0	0	1	1	0
Matt Campbell p	0	0	0	0	0	0	0	0	0
Totals	36	6	11	6	1	10	27	11	5

Score by Innings	1	2	3	4	5	6	7	8	9	R	H	E
Clemson	0	2	0	0	0	3	0	0	1	6	11	0
South Carolina	0	0	0	0	0	2	0	1	0	3	7	0

DP - CLEMSON 1; S. CAROLINA 1. LOB - CLEMSON 5; S. CAROLINA 7. 2B - BOULWARE(3); VERGASON(3); PANKAKE(2); GREINER(2); ROSENBERG(1). HR - SCHROCK(1); DANTZLER(4). HBP - BOULWARE.

Clemson	ip	h	r	er	bb	so	ab	bf
Clate Schmidt	7.0	5	2	2	3	5	26	29
Matt Campbell	2.0	2	1	1	1	3	7	8

South Carolina 3 (7-2)

Player	ab	r	h	rbi	bb	so	po	a	lob
Graham Saiko lf	5	0	0	0	0	1	0	0	2
Chase Vergason 3b	4	0	1	0	0	1	2	1	2
Max Schrock 2b	3	1	1	1	1	0	0	4	0
LB Dantzier 1b	3	1	1	1	0	11	0	0	0
Joey Pankake ss	4	1	1	0	0	1	1	4	2
Grayson Greiner dh	4	0	1	1	0	2	0	0	0
Dante Rosenberg c	4	0	2	0	0	1	10	0	1
TJ Costen rf	4	0	0	0	0	1	1	1	0
Tanner English cf	2	0	0	0	2	1	2	0	0
Colby Holmes p	0	0	0	0	0	0	0	0	0
Adam Westmoreland p	0	0	0	0	0	0	1	0	0
Totals	33	3	7	3	4	8	27	11	7

South Carolina	ip	h	r	er	bb	so	ab	bf
Colby Holmes	4.2	8	5	5	1	3	20	22
Adam Westmoreland	4.1	3	1	0	0	7	16	16

WIN - SCHMIDT (2-0). LOSS - HOLMES (1-1). SAVE - CAMPBELL (3). WP - SCHMIDT(2); HOLMES(2). HBP - by HOLMES (BOULWARE). PB - ROSENBERG(1).

Umpires - HP: David Brown 1B: Darrell Arnold 2B: Morris Hodges 3B: Jack Cox
Start: 3:12 PM Time: 2:34 Attendance: 7125

Game 10 • South Carolina 8, Clemson 0

March 3, 2013 • Carolina Stadium • Columbia, SC

Clemson 0 (6-4)

Player	ab	r	h	rbi	bb	so	po	a	lob
Thomas Brittle cf	4	0	0	0	0	1	1	0	0
Maleeke Gibson lf	3	0	0	0	0	0	1	0	0
Steve Wilkerson 2b	4	0	0	0	1	1	2	3	0
Shane Kennedy dh	3	0	0	0	2	0	0	0	0
Kevin Bradley ph	1	0	0	0	0	0	0	0	0
Steven Duggar rf	3	0	1	0	0	0	0	0	0
Joe Costigan ph	1	0	0	0	1	0	0	0	0
Garrett Boulware c	3	0	1	0	0	1	5	0	0
Jon McGibbon 1b	3	0	1	0	0	1	13	0	0
Jay Baum 3b	3	0	0	0	0	0	1	3	2
Tyler Krieger ss	2	0	0	0	0	0	1	6	0
Scott Firth p	0	0	0	0	0	0	1	2	0
Jonathan Meyer p	0	0	0	0	0	0	0	0	0
Kyle Schnell p	0	0	0	0	0	0	0	0	0
Jackson Campa p	0	0	0	0	0	0	0	0	0
Zack Erwin p	0	0	0	0	0	0	0	0	0
Totals	30	0	3	0	5	7	24	13	5

Score by Innings	1	2	3	4	5	6	7	8	9	R	H	E
Clemson	0	0	0	0	0	0	0	0	0	0	3	3
South Carolina	0	0	0	1	0	5	1	1	X	8	11	2

E - WILKERSON(3); DANTZLER(1); PANKAKE(3). DP - CLEMSON 1. LOB - CLEMSON 5; S. CAROLINA 7. 2B - BRIGHT(1). HR - VERGASON(2). HBP - GIBSON; BRIGHT. SH - KRIEGER(1); VERGASON(1). SB - GREINER 2(3).

Clemson	ip	h	r	er	bb	so	ab	bf
Scott Firth	6.0	8	6	1	1	3	25	27
Jonathan Meyer	0.0	2	1	1	0	0	2	2
Kyle Schnell	1.0	0	0	0	0	0	3	3
Jackson Campa	0.1	1	1	2	0	2	5	5
Zack Erwin	0.2	0	0	0	0	2	2	2

South Carolina	ip	h	r	er	bb	so	ab	bf
Nolan Belcher	9.0	3	0	0	0	7	30	32

WIN - BELCHER (2-1). LOSS - FIRTH (2-1). SAVE - None.
WP - FIRTH(2). HBP - by BELCHER (GIBSON); by CAMPANA (BRIGHT). BK - SCHNELL(1).

Umpires - HP: Darrell Arnold 1B: Morris Hodges 2B: Jack Cox 3B: David Brown
Start: 3:02 PM Time: 2:09 Attendance: 8242
MEYER faced 2 batters in the 7th.

Game 11 • Clemson 9, Wofford 2

March 6, 2013 • Doug Kingsmore Stadium • Clemson, SC

Wofford 2 (7-6)

Player	ab	r	h	rbi	bb	so	po	a	lob
Matthew Kaskow cf	4	0	0	0	0	2	0	0	0
Matthew Ramsay dh	4	1	1	0	0	0	0	0	0
Josh Hyman rf	4	1	3	1	0	0	2	0	0
Seth Neely 1b	3	0	0	0	1	1	9	0	3
Eric Brenk 3b	3	0	0	0	0	2	0	1	0
Bryce Anglin ph	1	0	0	0	1	0	0	0	0
Alec Paradowski ss	3	0	1	0	0	0	2	2	0
Matt Moore ph	1	0	0	0	0	0	0	0	0
James Plaisted lf	2	0	0	0	0	0	1	0	0
Clark Wise ph/cf	1	0	0	0	0	0	0	0	0
Matthew Pelt ph	1	0	1	0	0	0	0	0	0
Luke Feisal c	3	0	0	0	2	6	1	1	0
Taylor Rozier ph	1	0	0	0	0	0	0	1	0
Demetrius Jennings 2b	2	0	0	0	0	1	4	0	0
Dominick Del Monte p	0	0	0	0	0	0	2	0	0
Tanner Hawley p	0	0	0	0	0	0	0	0	0
Josh Simpson p	0	0	0	0	0	0	0	0	0
Cornell Anderson p	0	0	0	0	0	0	0	0	0
Matthew Milburn p	0	0	0	0	0	0	0	0	0
J.D. Osborne p	0	0	0	0	0	0	0	0	0
Eric Eck p	0	0	0	0	0	0	0	0	0
Totals	33	2	6	1	1	4	24	10	6

Score by Innings	1	2	3	4	5	6	7	8	9	R	H	E
Wofford	0	0	0	1	0	1	0	0	0	2	6	0
Clemson	1	0	2	0	3	0	3	0	X	9	11	2

E - MCGIBBON(1); KRIEGER(1). DP - WOFFORD 1. LOB - WOFFORD 6; CLEMSON 6. 2B - HYMAN(7); DUGGAR(4); REED(1). 3B - PELLT(1); KENNEDY(1). HR - HYMAN(2). HBP - JENNINGS. SH - BAUM(1). SB - RAMSAY 2(8); NEELY(7); BRITTLE(3); BAUM 2(3); WILKERSON(5); KENNEDY(3). CS - DUGGAR(1).

Wofford	ip	h	r	er	bb	so	ab	bf
Dominick Del Monte	4.1	4	3	3	3	1	14	19
Tanner Hawley	0.0	2	3	3	1	0	2	3
Josh Simpson	0.0	1	0	0	0	0	1	1
Cornell Anderson	0.2	0	0	0	0	1	1	1
Matthew Milburn	1.0	0	0	0	0	1	3	3
J.D. Osborne	1.0	4	3	3	2	1	6	8
Eric Eck	1.0	0	0	0	1	1	3	4

WIN - CROWNOVER (1-0). LOSS - DEL MONTE (0-2). SAVE - None.
HBP - by ANDREWS (JENNINGS).

Umpires - HP: Danny Everett 1B: Craig Barron 3B: David Savage
Start: 4:04 PM Time: 2:25 Attendance: 4270
HAWLEY faced 3 batters in the 5th.
SIMPSON faced 1 batter in the 5th.

Game 12 • Clemson 10, N.C. State 5

March 8, 2013 • Doak Field • Raleigh, NC

Clemson 10 (8-4,1-0 ACC)

Player	ab	r	h	rbi	bb	so	po	a	lob
Thomas Brittle cf	3	0	0	0	0	0	1	0	3
Jay Baum 3b	4	1	1	0	1	1	0	3	2
Steve Wilkerson 2b	5	0	0	0	0	3	1	2	0
Shane Kennedy dh	3	2	0	0	2	3	0	0	1
Steven Duggar rf	4	2	1	1	0	2	1	0	0
Garrett Boulware c	5	3	4	5	0	1	11	3	0
Jon McGibbon 1b	5	1	3	1	0	0	11	0	0
Tyler Krieger ss	5	0	1	0	0	0	2	4	1
Maleeke Gibson lf	4	1	1	2	0	2	0	0	0
Tyler Slaton lf	0	0	0	0	0	0	0	0	0
Daniel Gossett p	0	0	0	0	0	0	0	0	0
Kyle Schnell p	0	0	0	0	0	0	0	0	0
Totals	38	10	11	9	3	12	27	12	7

Score by Innings	1	2	3	4	5	6	7	8	9	R	H	E
Clemson	0	0	0	3	5	0	0	1	0	10	11	3
N.C. State	0	2	2	0	0	0	0	1	0	5	6	4

E - BAUM(1); KRIEGER(2); GOSSETT(1); FINCHER(2); MORGAN(4); ARMSTRONG(6); RODON(1). DP - CLEMSON 2. LOB - CLEMSON 7; N.C. STATE 5. 2B - GIBSON(1); SENAY(6). HR - BOULWARE 2(2); TURNER(5); NANCE(1). HBP - BRITTLE; DUGGAR. SH - BRITTLE(1). SB - BAUM(4); FINCHER 2(5). CS - BAUM(3); SENAY(1).

Clemson	ip	h	r	er	bb	so	ab	bf
Daniel Gossett	6.2	5	4	2	4	9	24	28
Kyle Schnell	2.1	1	1	1	1	3	8	9

N.C. State	ip	h	r	er	bb	so	ab	bf
Carlos Rodon	4.1	8	8	8	3	8	20	25
Travis Orwig	0.2	1	0	0	0	0	3	3
Andrew Woock	2.0	1	0	0	0	2	7	7
Will Gilbert	1.0	0	1	0	0	2	4	5
Gianni Zayas	1.0	1	1	1	0	0	4	4

WIN - GOSSETT (2-1). LOSS - RODON (1-2). SAVE - None.
WP - GILBERT(1). HBP - by RODON (BRITTLE); by RODON (DUGGAR). BK - SCHNELL(2). PB - BOULWARE 2(2).

Umpires - HP: Tony Walsh 1B: A.J. Lostaglio 3B: Mark Chapman
Start: 3:04 PM Time: 3:02 Attendance: 1642

2013 CLEMSON BOXSCORES

Game 13 • Clemson 7, N.C. State 4

March 9, 2013 • Doak Field • Raleigh, NC

Clemson 7 (9-4,2-0 ACC)

Player	ab	r	h	rbi	bb	so	po	a	lob
Thomas Brittle cf	2	2	1	4	1	0	1	0	0
Jay Baum 3b	4	0	2	0	1	0	2	0	0
Steve Wilkerson 2b	5	0	1	1	0	1	2	3	2
Shane Kennedy dh	3	0	0	0	0	3	0	0	4
Kevin Bradley ph/dh	1	0	0	0	1	0	0	0	0
Steven Duggar rf	5	1	1	0	0	2	2	0	0
Garrett Boulware c	2	1	0	0	3	1	7	1	0
Jon McGibbon 1b	4	1	1	1	1	10	3	1	1
Tyler Krieger ss	2	1	0	0	2	0	1	2	0
Maleekee Gibson lf	3	1	0	0	0	0	0	0	2
Jackson Campana ph	1	0	0	0	0	0	0	0	0
Tyler Slaton lf	0	0	0	0	0	0	1	0	0
Clate Schmidt p	0	0	0	0	0	0	1	1	0
Jonathan Meyer p	0	0	0	0	0	0	1	1	0
Joseph Moorefield p	0	0	0	0	0	0	0	0	0
Kyle Schnell p	0	0	0	0	0	0	1	0	0
Matt Campbell p	0	0	0	0	0	0	0	0	0
Totals	32	7	6	6	9	8	27	13	9

Score by Innings	1	2	3	4	5	6	7	8	9	R	H	E
Clemson	0	5	0	1	0	1	0	0	0	7	6	1
N.C. State	1	0	0	1	0	2	0	0	0	4	16	1

E - WILKERSON(4); SENAY(2). DP - Clemson 1. LOB - Clemson 9; N.C. State 15. 2B - BAUM(3); AUSTIN(5). HR - BRITTLE(1). HBP - BRITTLE 2. SB - BRITTLE(4); AUSTIN(3); B. WILLIAMS(9); FINCHER(6); ARMSTRONG(2); BERGQUIST(1). CS - BRADLEY(1); DUGGAR(2).

Clemson	ip	h	r	er	bb	so	ab	bf
Clate Schmidt	3.2	8	2	1	2	3	20	22
Jonathan Meyer	1.1	4	2	2	0	2	8	8
Joseph Moorefield	0.1	0	0	0	0	1	1	1
Kyle Schnell	2.2	4	0	0	0	1	12	12
Matt Campbell	1.0	0	0	0	1	1	2	3

Win - SCHNELL (1-0). Loss - OGBURN (1-1). Save - CAMPBELL (4).

WP - OGBURN 2(4). HBP - by TZAMTZIS (BRITTLE); by TZAMTZIS (BRITTLE). PB - AUSTIN(2).

Umpires - HP: A.J. Lostaglio 1B: Mark Chapman 3B: Tony Walsh
Start: 4:03 PM Time: 3:21 Attendance: 1877
OGBURN faced 4 batters in the 2nd.
MEYER faced 2 batters in the 6th.

N.C. State 4 (11-4,0-2 ACC)

Player	ab	r	h	rbi	bb	so	po	a	lob
Bryan Adametz lf	6	1	2	0	0	0	1	0	2
Brett Austin c	5	2	3	0	0	0	8	1	2
Brett Williams cf	5	1	2	1	0	1	3	0	0
Tarran Senay 1b	5	0	2	1	0	1	5	3	0
Will Nance dh	2	0	0	0	1	1	0	0	0
Carlos Rodon ph/dh	2	0	1	1	0	0	0	0	2
Jake Fincher rf	4	0	2	0	1	0	3	0	2
Jake Armstrong 3b	5	0	2	0	0	1	0	0	1
Matt Bergquist ss	5	0	1	0	0	2	4	1	3
Logan Ratledge 2b	3	0	1	0	0	1	0	1	0
Sam Morgan ph/2b	1	0	0	0	1	0	1	2	3
Ethan Ogburn p	0	0	0	0	0	0	0	0	0
Anthony Tzamtzis p	0	0	0	0	0	0	2	1	0
D.J. Thomas p	0	0	0	0	0	0	0	1	0
Totals	43	4	16	3	3	7	27	10	15

Score by Innings	1	2	3	4	5	6	7	8	9	R	H	E
Clemson	0	5	0	1	0	1	0	0	0	7	6	1
N.C. State	1	0	0	1	0	2	0	0	0	4	16	1

N.C. State	ip	h	r	er	bb	so	ab	bf
Ethan Ogburn	1.0	2	4	3	2	1	6	8
Anthony Tzamtzis	5.1	3	3	2	5	5	18	25
D.J. Thomas	2.2	1	0	0	2	2	8	10

Game 14 • N.C. State 4, Clemson 1

March 10, 2013 • Doak Field • Raleigh, NC

Clemson 1 (9-5,2-1 ACC)

Player	ab	r	h	rbi	bb	so	po	a	lob
Thomas Brittle cf	3	0	1	0	0	1	4	0	0
Jay Baum 3b	5	0	1	0	0	1	1	1	1
Steve Wilkerson 2b	4	0	1	1	0	1	0	2	3
Garrett Boulware c	4	0	1	0	0	1	5	1	2
Steven Duggar rf	4	0	1	0	1	3	0	0	0
Shane Kennedy dh	3	0	2	0	0	0	0	0	0
Kevin Bradley ph/dh	1	0	0	0	1	0	0	0	0
Jon McGibbon 1b	4	0	0	0	0	0	8	0	3
Tyler Krieger ss	3	0	1	0	0	1	2	1	1
Maleekee Gibson lf	4	1	2	0	0	0	0	0	0
Scott Firth p	0	0	0	0	0	0	1	3	0
Zack Erwin p	0	0	0	0	0	0	0	0	0
Clay Bates p	0	0	0	0	0	0	0	0	0
Joseph Moorefield p	0	0	0	0	0	0	0	0	0
Matt Campbell p	0	0	0	0	0	0	0	0	0
Totals	35	1	10	1	0	7	24	8	10

Score by Innings	1	2	3	4	5	6	7	8	9	R	H	E
Clemson	0	0	1	0	0	0	0	0	0	1	10	1
N.C. State	0	1	0	0	0	1	0	2	X	4	10	4

E - GIBSON(1); BERGQUIST(3); RATLEDGE(1); STONE(1); SASSER(1). LOB - Clemson 10; N.C. State 9. 2B - BOULWARE(4); ADAMETZ 2(5); AUSTIN(6); MORGAN(4). 3B - FINCHER(1). HBP - BRITTLE; KRIEGER; ARMSTRONG. SH - BRITTLE(2). SB - BAUM(5); WILKERSON(6); DUGGAR(1); ARMSTRONG(3). CS - DUGGAR(3); FINCHER(2).

Clemson	ip	h	r	er	bb	so	ab	bf
Scott Firth	6.2	8	2	1	1	3	28	30
Zack Erwin	0.1	0	0	0	0	0	1	1
Clay Bates	0.2	1	2	2	1	1	3	4
Joseph Moorefield	0.1	0	0	0	0	1	1	1
Matt Campbell	0.1	0	0	0	0	0	1	1

N.C. State 4 (12-4,1-2 ACC)

Player	ab	r	h	rbi	bb	so	po	a	lob
Bryan Adametz lf	4	0	2	0	1	0	3	1	1
Brett Austin c	4	0	1	0	0	0	7	4	0
Brett Williams cf	4	0	0	0	0	1	1	0	0
Tarran Senay 1b	4	0	0	0	0	1	9	0	5
Jake Fincher rf	4	3	4	0	0	0	2	1	0
Will Nance dh	4	0	2	1	0	0	0	0	0
Jake Armstrong 3b	3	0	0	0	0	2	1	4	0
Matt Bergquist ss	3	1	0	1	1	0	1	0	1
Logan Ratledge 2b	3	0	0	0	0	0	3	1	2
Carlos Rodon ph	0	0	0	0	0	0	0	0	0
Sam Morgan ph/2b	1	0	1	2	0	0	0	0	0
Brad Stone p	0	0	0	0	0	0	0	0	0
Josh Easley p	0	0	0	0	0	0	0	0	0
Grant Sasser p	0	0	0	0	0	0	0	0	0
Ryan Wilkins p	0	0	0	0	0	0	0	1	0
Totals	34	4	10	4	2	4	27	12	9

Score by Innings	1	2	3	4	5	6	7	8	9	R	H	E
Clemson	0	0	1	0	0	0	0	0	0	1	10	1
N.C. State	0	1	0	0	0	1	0	2	X	4	10	4

E - GIBSON(1); BERGQUIST(3); RATLEDGE(1); STONE(1); SASSER(1). LOB - Clemson 10; N.C. State 9. 2B - BOULWARE(4); ADAMETZ 2(5); AUSTIN(6); MORGAN(4). 3B - FINCHER(1). HBP - BRITTLE; KRIEGER; ARMSTRONG. SH - BRITTLE(2). SB - BAUM(5); WILKERSON(6); DUGGAR(1); ARMSTRONG(3). CS - DUGGAR(3); FINCHER(2).

N.C. State	ip	h	r	er	bb	so	ab	bf
Brad Stone	4.1	6	1	1	0	3	18	19
Josh Easley	0.2	1	0	0	0	1	3	3
Grant Sasser	1.1	2	0	0	0	0	5	6
Ryan Wilkins	2.2	1	0	0	0	3	9	10

Win - SASSER (1-0). Loss - FIRTH (2-2). Save - WILKINS (2).

WP - BATES(1). HBP - by FIRTH (ARMSTRONG); by SASSER (BRITTLE); by WILKINS (KRIEGER). BK - FIRTH(1); ERWIN(1).

Umpires - HP: Mark Chapman 1B: Tony Walsh 3B: A.J. Lostaglio

Start: 1:02 PM Time: 3:09 Attendance: 2087

EASLEY faced 1 batter in the 6th.

MOOREFIELD faced 1 batter in the 8th.

Game 15 • Clemson 3, Charleston Southern 1

March 13, 2013 • Doug Kingsmore Stadium • Clemson, SC

Charleston Southern 1 (8-10)

Player	ab	r	h	rbi	bb	so	po	a	lob
Bobby Ison cf	4	0	2	1	0	0	3	0	0
Jaren Sustar 3b	4	0	1	0	0	0	0	1	2
John Faircloth lf	4	0	0	0	1	2	1	0	0
Brian Welch rf	3	0	0	0	0	1	0	0	0
Ben Qualkinbush pr	0	0	0	0	0	0	0	0	0
Alex Tomasovich ss	3	0	1	0	0	0	1	5	0
Chase Shelton dh	3	0	0	0	1	0	0	0	0
Austin Hicks pr/dh	1	1	0	0	0	0	0	1	0
Robbie Streett 1b	3	0	0	0	0	0	9	1	0
Drew Woodall c	3	0	0	0	0	1	6	0	0
Kevin Hickey 2b	3	0	0	0	1	1	3	0	0
Andrew Tomasovich p	0	0	0	0	0	0	1	1	0
Totals	31	1	5	1	0	4	24	12	5

Score by Innings	1	2	3	4	5	6	7	8	9	R	H	E
Charleston Southern	0	0	0	0	0	0	0	1	0	1	5	0
Clemson	2	0	0	0	0	0	1	0	X	3	4	3

E - BAUM(2); WILKERSON(5); BOULWARE(1). DP - Clemson 3. LOB - CSU 5; Clemson 2. 2B - ISON 2(6); KRIEGER(2). HBP - WELCH; AL. TOMASOV.. SB - BRITTLE(5); BAUM(6); KENNEDY(4); MCGIBBON(1).

Charleston Southern	ip	h	r	er	bb	so	ab	bf
Andrew Tomasovich	8.0	4	3	3	2	5	27	29

Win - CROWNOVER (2-0). Loss - AN. TOMASOV. (0-3). Save - SCHNELL (1).

WP - AN. TOMASOV.(3). HBP - by CROWNOVER (WELCH); by SCHNELL (AL. TOMASOV.).

Umpires - HP: Kevin Elzey 1B: Randy Watkins 3B: Danny Everett
Start: 4:04 PM Time: 1:56 Attendance: 4244

Clemson 3 (10-5)

Player	ab	r	h	rbi	bb	so	po	a	lob
Thomas Brittle cf	3	1	0	0	1	1	4	0	0
Jay Baum 3b	4	1	1	0	0	1	0	1	0
Steve Wilkerson 2b	3	0	0	1	0	0	3	4	0
Garrett Boulware c	3	0	0	0	0	0	4	1	0
Steven Duggar rf	3	0	0	0	0	0	4	0	0
Shane Kennedy dh	3	1	1	0	0	0	0	0	0
Jon McGibbon 1b	2	0	1	0	0	1	8	0	0
Tyler Krieger ss	3	0	1	1	0	0	3	4	0
Maleekee Gibson lf	2	0	0	0	0	1	1	1	1
Kevin Bradley ph	1	0	0	0	0	1	0	0	0
Tyler Slaton lf	0	0	0	0	0	0	0	0	0
Matthew Crownover p	0	0	0	0	0	0	0	0	0
Zack Erwin p	0	0	0	0	0	0	0	0	0
Kyle Schnell p	0	0	0	0	0	0	0	0	0
Totals	27	3	4	2	2	5	27	11	2

Clemson	ip	h	r	er	bb	so	ab	bf
Matthew Crownover	6.0	3	0	0	0	2	19	20
Zack Erwin	1.2	2	1	0	0	1	8	8
Kyle Schnell	1.1	0	0	0	0	1	4	5

Game 16 • Virginia 6, Clemson 5 (11 Innings)

March 15, 2013 • Doug Kingsmore Stadium • Clemson, SC

Virginia 6 (16-1,3-1 ACC)

Player	ab</
--------	------

2013 CLEMSON BOXSCORES

Game 17 • Clemson 7, Virginia 6

March 16, 2013 • Doug Kingsmore Stadium • Clemson, SC

Virginia 6 (16-2,3-2 ACC)

Player	ab	r	h	rbi	bb	so	po	a	lob
Brandon Cogswell ss	5	0	2	0	0	0	2	4	0
Jared King 1b	4	2	2	0	0	1	11	2	0
Derek Fisher lf	4	0	0	0	1	1	2	0	2
Brandon Downes cf	4	2	2	1	0	0	1	0	0
Joe McCarthy rf	2	1	1	2	2	0	2	0	0
Mike Papi dh	2	0	1	2	1	1	0	0	1
Nick Howard 3b	4	1	1	0	0	0	0	3	4
Reed Gragnani 2b	4	0	0	0	0	0	2	3	0
Nate Irving c	4	0	0	0	0	1	6	2	0
Scott Silverstein p	0	0	0	0	0	0	0	1	0
Whit Mayberry p	0	0	0	0	0	0	0	0	0
David Rosenberger p	0	0	0	0	0	0	0	1	0
Austin Young p	0	0	0	0	0	0	0	0	0
Nathan Kirby p	0	0	0	0	0	0	0	0	0
Josh Sborz p	0	0	0	0	0	0	0	0	0
Totals	33	6	9	5	4	4	26	16	7

Score by Innings	1	2	3	4	5	6	7	8	9	R	H	E
Virginia	2	0	1	0	2	0	0	1	0	6	9	2
Clemson	3	1	1	1	0	0	0	0	1	7	11	1

Note: 2 outs, 3 runners LOB when the game ended.

E - COGSWELL(5); HOWARD(8); WILKERSON(6), DP - Virginia 1; Clemson 1. LOB - Virginia 7; Clemson 7. 2B - COGSWELL(3); DOWNES(6); HOWARD(6). 3B - MCCARTHY(1); BOULWARE(1); KENNEDY(2). HR - BOULWARE(3). HBP - KING. SH - DOWNES(1); SLATON 2(2). SF - PAPI(1); SLATON(1). CS - COGSWELL(2); KRIEGER(2).

Virginia	ip	h	r	er	bb	so	ab	bf
Scott Silverstein	3.1	7	6	5	1	3	15	18
Whit Mayberry	1.2	1	0	0	1	0	6	7
David Rosenberger	1.2	0	0	0	0	5	5	5
Austin Young	0.2	0	0	0	0	1	2	2
Nathan Kirby	1.1	2	1	1	1	2	5	7
Josh Sborz	0.0	1	0	0	0	0	1	1

Win - ERWIN (1-0). Loss - KIRBY (1-1). Save - None.

WP - SILVERSTEIN(1); SCHMIDT(3). HBP - by SCHMIDT (KING). BK - SILVERSTEIN(1).

Umpires - HP: John Haggerty 1B: Tony Maners 3B: Frank Sylvestre
Start: 6:33 PM Time: 3:22 Attendance: 5006
SCHMIDT faced 2 batters in the 5th.
SBORZ faced 1 batter in the 9th.

Clemson 7 (11-6,3-2 ACC)

Player	ab	r	h	rbi	bb	so	po	a	lob
Jay Baum 3b	3	0	0	0	2	1	0	1	0
Steven Duggar rf	4	1	2	1	1	1	0	0	0
Steve Wilkerson 2b	5	1	2	0	0	0	1	6	2
Garrett Boulware c	5	2	3	4	0	0	3	2	0
Shane Kennedy dh	4	0	2	1	0	1	0	0	0
Jon McGibbon 1b	4	0	0	0	0	2	14	1	0
Tyler Krieger ss	4	0	0	0	0	1	1	1	2
Thomas Brittle cf	4	3	2	0	0	0	3	0	0
Tyler Slaton lf	1	0	0	1	0	0	4	0	0
Clate Schmidt p	0	0	0	0	0	0	1	2	0
Zack Erwin p	0	0	0	0	0	0	0	0	0
Totals	34	7	11	7	3	6	27	13	7

Totals	34	7	11	7	3	6	27	13	7
--------	----	---	----	---	---	---	----	----	---

Clemson	ip	h	r	er	bb	so	ab	bf
Clate Schmidt	4.0	8	5	5	3	1	18	23
Zack Erwin	5.0	1	1	1	1	3	15	17

Game 18 • Virginia 8, Clemson 5

March 17, 2013 • Doug Kingsmore Stadium • Clemson, SC

Virginia 8 (17-2,4-2 ACC)

Player	ab	r	h	rbi	bb	so	po	a	lob
Brandon Cogswell ss	6	2	3	0	0	2	1	3	0
Jared King 1b	5	3	3	3	0	1	15	0	1
Steve Wilkerson 2b	6	1	2	0	0	1	2	0	3
Garrett Boulware c	4	0	0	1	0	2	2	0	0
Derek Fisher lf	5	0	1	1	0	2	2	0	0
Kenny Towns 3b	4	0	1	1	1	0	0	2	2
Mike Papi dh	3	1	2	1	1	0	0	0	0
Reed Gragnani 2b	4	0	0	0	0	0	8	6	0
Nate Irving c	5	1	3	1	0	0	5	0	1
Nick Howard p	0	0	0	0	0	0	1	0	0
David Rosenberger p	0	0	0	0	0	0	0	0	0
Austin Young p	0	0	0	0	0	0	0	0	0
Kyle Crockett p	0	0	0	0	0	0	0	0	0
Totals	42	8	15	8	2	8	27	14	13

Score by Innings	1	2	3	4	5	6	7	8	9	R	H	E
Virginia	2	3	0	0	0	1	0	0	2	8	15	0
Clemson	0	0	0	0	0	2	1	2	0	5	14	3

E - BAUM(3); WILKERSON(7); KRIEGER(3), DP - Virginia 1. LOB - Virginia 13; Clemson 9. 2B - COGSWELL(4); COGSWELL(2); FISHER(5); PAPI(2); WILKERSON(5); MCGIBBON(2). 3B - COGSWELL(3). HBP - KING; DOWNES. SH - PAPI(2); GRAGNANI(4). SB - KING(3); GRAGNANI(1). CS - GRAGNANI(2).

Virginia	ip	h	r	er	bb	so	ab	bf
Nick Howard	6.0	7	2	2	1	3	25	26
David Rosenberger	0.2	2	1	1	0	0	4	4
Austin Young	0.1	1	1	1	0	0	2	2
Kyle Crockett	2.0	4	1	1	0	2	9	9

Win - HOWARD (3-1). Loss - FIRTH (2-3). Save - None.

HBP - by FIRTH (DOWNES); by SCHNELL (KING).

Umpires - HP: Tony Maners 1B: Frank Sylvestre 3B: John Haggerty
Start: 1:06 PM Time: 3:20 Attendance: 4919
MEYER faced 2 batters in the 8th.
YOUNG faced 1 batter in the 8th.

Clemson 5 (11-7,3-3 ACC)

Player	ab	r	h	rbi	bb	so	po	a	lob
Jay Baum 3b	4	0	0	0	1	0	2	0	0
Steven Duggar rf	5	0	0	0	0	1	3	0	5
Steve Wilkerson 2b	5	0	3	1	0	0	1	1	0
Garrett Boulware c	5	0	1	0	0	0	8	1	1
Shane Kennedy dh	5	2	2	0	0	3	0	0	2
Jon McGibbon 1b	4	1	1	1	0	0	6	0	0
Tyler Krieger ss	4	1	2	1	0	0	2	2	0
Thomas Brittle cf	4	0	2	1	0	0	2	0	1
Tyler Slaton lf	4	1	3	1	0	1	3	0	0
Scott Firth p	0	0	0	0	0	0	0	1	0
Jonathan Meyer p	0	0	0	0	0	0	0	1	0
Joseph Moorefield p	0	0	0	0	0	0	0	0	0
Patrick Andrews p	0	0	0	0	0	0	0	0	0
Kyle Schnell p	0	0	0	0	0	0	0	0	0
Totals	40	5	14	5	1	5	27	6	9

Score by Innings	1	2	3	4	5	6	7	8	9	R	H	E
Virginia	2	3	0	0	0	1	0	0	2	8	15	0
Clemson	0	0	0	0	0	2	1	2	0	5	14	3

E - BAUM(3); WILKERSON(7); KRIEGER(3), DP - Virginia 1. LOB - Virginia 13; Clemson 9. 2B - COGSWELL(4); COGSWELL(2); FISHER(5); PAPI(2); WILKERSON(5); MCGIBBON(2). 3B - COGSWELL(3). HBP - KING; DOWNES. SH - PAPI(2); GRAGNANI(4). SB - KING(3); GRAGNANI(1). CS - GRAGNANI(2).

Clemson	ip	h	r	er	bb	so	ab	bf
Scott Firth	5.0	9	6	6	2	5	25	29
Jonathan Meyer	2.0	3	2	2	0	1	8	9
Joseph Moorefield	0.1	0	0	0	0	0	1	1
Patrick Andrews	0.2	1	0	0	0	1	3	3
Kyle Schnell	1.0	2	0	0	0	1	5	6

Game 19 • Clemson 10, Morehead State 5

March 19, 2013 • Doug Kingsmore Stadium • Clemson, SC

Morehead State 5 (7-13)

Player	ab	r	h	rbi	bb	so	po	a	lob
Taylor Pickens lf	4	2	2	0	1	0	4	0	0
Kane Sweeney 1b	5	0	1	0	0	2	8	1	0
Alan Mochabee 3b	5	0	1	2	0	0	2	0	2
Chase Greenwell ss	3	0	0	0	0	3	1	0	0
Chris Robinson if	4	0	0	0	0	0	3	0	2
Bobby Burns dh	3	1	2	0	0	0	0	0	0
Drew Williams c	4	1	2	2	0	0	2	3	0
Trey Gross 2b	2	1	1	0	1	0	2	2	0
Nick Duff ph	1	0	0	0	0	1	0	0	2
Jeff Birkofer 2b	0	0	0	0	0	0	1	0	0
Duran Elmore cf	3	0	0	0	1	1	1	0	1
Clark Pence p	0	0	0	0	0	0	0	1	0
Dan Hyatt p	0	0	0	0	0	0	0	0	0
Blake Smith p	0	0	0	0	0	0	0	1	0
Craig Pearcy p	0	0	0	0	0	0	1	0	0
Morgan Cirbo p	0	0	0	0	0	0	0	0	0
Totals	34	5	9	4	3	6	24	11	7

Score by Innings	1	2	3	4	5	6	7	8	9	R	H	E
Morehead State	0	2	1	0	2	0	0	0	0	5	9	1
Clemson	0	1	1	6	1	0	0	1	X	10	12	1

E - GREENWELL(4); KRIEGER(4), DP - Clemson 2. LOB - Morehead St. 7; Clemson 4. 2B - PICKENS(3); AL. MOCAHBEE(3); BURNS(5); BAUM(4); KRIEGER(3). HR - WILLIAMS(2); BOULWARE(4). HBP - GREENWELL; BURNS; KRIEGER. SF - SLATON(2); KRIEGER(1). SB - PICKENS(3); SLATON(1); BRITTLE 2(7). CS - SWEENEY(3); DUGGAR(4); BAUM(4).

Morehead State	ip	h	r	er	bb	so	ab	bf
Clark Pence	2.2	5	2	2	0	0	13	13
Dan Hyatt	1.1	4	6	6	1	0	7	10
Blake Smith	1.0	1	1	0	0	1	4	5
Craig Pearcy	2.0	0	0	0	1	2	5	6
Morgan Cirbo	1.0	2	1	1	0	0	4	4

Win - KENT (1-1). Loss - HYATT (0-1). Save - None.

HBP - by BATES (BURNS); by HYATT (KRIEGER); by BATES (GREENWELL). BK - PENCE 2(2).

Umpires - HP: Darion Padgett 1B: Danny Everett 3B: Rick Brown
Start: 6:36 PM Time: 2:36 Attendance: 4185

Clemson 10 (12-7)

Player	ab	r	h	rbi	bb	so	po	a	lob
Tyler Slaton lf	4	1	2	1	0	0	0	0	1
Steven Duggar rf	5	1	2	1	0	0	3	0	0
Steve Wilkerson 2b	4	0	0	1	0	0	0	0	0
Garrett Boulware c	4	1	2	4	0	1	5	0	1
Matt Reed c	0	0	0	0	0	0	1	0	0
Shane Kennedy dh	4	0	0	0	0	1	0	0	1
Jon McGibbon 1b	4	1	1	0	0	1	10	1	0
Jay Baum 3b	2	3	1	0	2	0	1	2	0
Thomas Brittle cf	4	1	3	1	0	0	1	0	0
Tyler Krieger ss	2	2	1	2	0	0	1	2	1
Matthew Crownover p	0	0	0	0	0	0	0	2	0
Clay Bates p	0	0	0	0	0	0	0	1	0
Mike Kent p	0	0	0	0	0	0	0	0	0
Matt Campbell p	0	0	0	0	0	0	0	0	0
Totals	33	10	12	10	2	3	27	14	4

Score by Innings	1	2	3	4	5	6	7	8	9	R	H	E
Morehead State	0	2	1	0	2	0	0	0	0	5	9	1
Clemson	0	1	1	6	1	0	0	1	X	10	12	1

E - GREENWELL(4); KRIEGER(4), DP - Clemson 2. LOB - Morehead St. 7; Clemson 4. 2B - PICKENS(3); AL. MOCAHBEE(3); BURNS(5); BAUM(4); KRIEGER(3). HR - WILLIAMS(2); BOULWARE(4). HBP - GREENWELL; BURNS; KRIEGER. SF - SLATON(2); KRIEGER(1). SB - PICKENS(3); SLATON(1); BRITTLE 2(7). CS - SWEENEY(3); DUGGAR(4); BAUM(4).

Clemson	ip	h	r	er	bb	so	ab	bf
Matthew Crownover	3.0	5	3	3	0	0	13	13
Clay Bates	2.0	1	2	2	2	1	6	10
Mike Kent	3.0	3	0	0	0	4	12	12
Matt Campbell	1.0	0	0	0	1	1	3	4

2013 CLEMSON BOXSCORES

Game 21 • Clemson 7, Duke 0

March 22, 2013 • Doug Kingsmore Stadium • Clemson, SC

Duke 0 (11-11,2-5 ACC)

Player	ab	r	h	rbi	bb	so	po	a	lob
Andy Perez 2b	4	0	0	0	0	2	4	0	
Jeff Kremer rf	4	0	1	0	0	0	1	1	0
Grant McCabe cf	3	0	0	0	0	1	0	0	
Reed Anthes ph	1	0	0	0	0	0	0	0	
Chris Marconcini 1b	4	0	1	0	0	1	8	0	0
Jordan Betts 3b	4	0	2	0	0	0	1	2	
Matt Berozo dh	3	0	1	0	0	0	0	0	
Mark Lumpa lf	2	0	0	0	0	1	3	0	1
Ryan Munger c	3	0	0	0	0	0	4	3	0
Kenny Koplove ss	3	0	0	0	0	1	4	2	2
Trent Swart p	0	0	0	0	0	0	0	0	
Chase Bebout p	0	0	0	0	0	0	0	0	
Remy Janco p	0	0	0	0	0	0	0	0	
Totals	31	0	5	0	0	3	24	11	5

Score by Innings

	1	2	3	4	5	6	7	8	9	R	H	E
Duke	0	0	0	0	0	0	0	0	0	0	5	4
Clemson	0	0	0	1	1	3	1	1	X	7	14	0

E - KREMER(3); BETTS 2(5); KOPLOVE(2). LOB - Duke 5. X - MARCONCINI(6); BETTS(6); WILKERSON(6); MCGIBBON(3). SH - LUMPA(2). SF - TRILLER(1). SB - BRITTLE 2(9). CS - DUGGAR(6); KRIEGER(3).

Duke	ip	h	r	er	bb	so	ab	bf
Trent Swart	5.1	11	5	3	2	3	27	29
Chase Bebout	2.1	3	2	1	0	1	8	9
Remy Janco	0.1	0	0	0	0	1	1	1

Win - GOSSETT (3-1). Loss - SWART (2-1). Save - None.
WP - SWART(4); GOSSETT(6).

Umpires - HP: Greg Howard 1B: Joe Judkowitz 3B: Harry Greer
Start: 4:03 PM Time: 2:33 Attendance: 4157

Clemson 7 (14-7,4-3 ACC)

Player	ab	r	h	rbi	bb	so	po	a	lob
Jay Baum 3b	4	1	0	1	1	0	1	3	0
Steven Duggar rf	4	0	2	1	0	0	1	0	0
Mike Triller ph/rf	0	0	0	1	0	0	0	0	0
Steve Wilkerson 2b	4	1	1	0	0	1	0	2	0
Mike Dunster ph/2b	1	0	0	0	0	1	0	0	1
Garrett Boulware c	4	0	2	1	0	0	0	2	1
Shane Kennedy dh	2	0	1	0	1	0	0	0	2
Kevin Bradley ph/dh	1	0	0	0	0	1	0	0	0
Jon McGibbon 1b	4	2	2	0	0	0	9	1	2
Tyler Krieger ss	4	0	1	1	0	1	0	2	0
Thomas Brittle cf	4	2	4	1	0	0	9	0	0
Tyler Slaton lf	3	1	1	0	0	1	2	0	2
Maleeke Gibson ph/lf	1	0	0	0	0	0	1	0	0
Daniel Gossett p	0	0	0	0	0	0	2	0	0
Totals	36	7	14	6	2	5	27	9	8

Score by Innings

	1	2	3	4	5	6	7	8	9	R	H	E
Clemson	0	0	0	1	1	3	1	1	X	7	14	0

E - KREMER(3); BETTS 2(5); KOPLOVE(2). LOB - Duke 5. X - MARCONCINI(6); BETTS(6); WILKERSON(6); MCGIBBON(3). SH - LUMPA(2). SF - TRILLER(1). SB - BRITTLE 2(9). CS - DUGGAR(6); KRIEGER(3).

Clemson	ip	h	r	er	bb	so	ab	bf
Daniel Gossett	9.0	5	0	0	0	3	31	32

Score by Innings

	1	2	3	4	5	6	7	8	9	R	H	E
Clemson	0	0	0	1	1	3	1	1	X	7	14	0

E - KREMER(3); BETTS 2(5); KOPLOVE(2). LOB - Duke 5. X - MARCONCINI(6); BETTS(6); WILKERSON(6); MCGIBBON(3). SH - LUMPA(2). SF - TRILLER(1). SB - BRITTLE 2(9). CS - DUGGAR(6); KRIEGER(3).

Game 22 • Clemson 8, Duke 4

March 23, 2013 (Game 1) • Doug Kingsmore Stadium • Clemson, SC

Duke 4 (11-12,2-6 ACC)

Player	ab	r	h	rbi	bb	so	po	a	lob
Andy Perez 2b	5	0	2	0	0	0	1	3	0
Jeff Kremer rf	5	1	3	0	0	2	0	0	1
Grant McCabe cf/lf	3	2	1	0	1	0	2	0	0
Chris Marconcini 1b	4	1	2	1	0	1	9	1	0
Jordan Betts 3b	4	0	2	2	0	0	1	1	1
Matt Berozo dh	3	0	1	1	1	0	0	0	1
Mark Lumpa lf	2	0	0	0	0	1	1	0	2
David Perkins ph	1	0	0	0	0	0	0	0	2
Anthony D'Alessandro cf	1	0	0	0	1	0	0	0	0
Ryan Munger c	4	0	1	0	0	0	7	1	0
Kenny Koplove ss	4	0	0	0	0	1	2	1	1
Drew Van Orden p	0	0	0	0	0	0	1	0	0
Nick Hendrix p	0	0	0	0	0	0	0	2	0
Sarkis Ohanian p	0	0	0	0	0	0	0	1	0
Remy Janco p	0	0	0	0	0	0	0	0	0
Totals	36	4	12	4	2	6	24	10	8

Score by Innings

	1	2	3	4	5	6	7	8	9	R	H	E
Duke	2	0	0	0	2	0	0	0	0	4	12	3
Clemson	1	1	1	2	1	0	0	2	X	8	12	0

E - BETTS(6); VAN ORDEN 2(2). DP - Clemson 1. LOB - Duke 8. Clemson 7. 2B - KREMER(6); MARCONCINI 2(8); BETTS(7); WILKERSON 2(8). SH - McCabe(2). SB - SLATON(2); DUGGAR(2); KENNEDY(5); BAUM(7). CS - BAUM(5).

Duke	ip	h	r	er	bb	so	ab	bf
Drew Van Orden	3.0	5	3	3	3	15	18	
Nick Hendrix	4.1	5	3	3	0	4	17	17
Sarkis Ohanian	0.1	0	0	0	0	0	1	1
Remy Janco	0.1	2	0	0	0	1	3	3

Win - ERWIN (2-0). Loss - VAN ORDEN (1-3). Save - None.
WP - VAN ORDEN(3); HENDRIX(1).

Umpires - HP: Joe Judkowitz 1B: Harry Greer 3B: Greg Howard
Start: 12:30 PM Time: 3:05 Attendance:
VAN ORDEN faced 2 batters in the 4th.

Clemson 8 (15-7,5-3 ACC)

Player	ab	r	h	rbi	bb	so	po	a	lob
Tyler Slaton lf	5	0	1	2	0	2	0	0	0
Steven Duggar rf	5	1	1	0	0	0	3	0	0
Steve Wilkerson 2b	5	1	2	1	0	2	2	1	2
Garrett Boulware c	4	0	2	0	0	1	5	1	1
Shane Kennedy dh	3	1	2	0	1	0	0	0	0
Jon McGibbon 1b	4	1	1	0	0	0	11	0	2
Thomas Brittle cf	3	2	1	0	1	2	3	0	2
Jay Baum 3b	3	1	1	1	1	1	0	6	0
Tyler Krieger ss	4	1	1	1	0	0	3	3	0
Clate Schmidt p	0	0	0	0	0	0	0	1	0
Zack Erwin p	0	0	0	0	0	0	0	0	0
Totals	36	8	12	7	3	8	27	12	7

Score by Innings

	1	2	3	4	5	6	7	8	9	R	H	E
Duke	2	0	0	0	2	0	0	0	0	4	12	3
Clemson	1	1	1	2	1	0	0	2	X	8	12	0

E - BETTS(6); VAN ORDEN 2(2). DP - Clemson 1. LOB - Duke 8. Clemson 7. 2B - KREMER(6); MARCONCINI 2(8); BETTS(7); WILKERSON 2(8). SH - McCabe(2). SB - SLATON(2); DUGGAR(2); KENNEDY(5); BAUM(7). CS - BAUM(5).

Clemson	ip	h	r	er	bb	so	ab	bf
Clate Schmidt	4.2	9	4	4	1	3	22	23
Zack Erwin	4.1	3	0	0	1	3	14	16

Score by Innings

	1	2	3	4	5	6	7	8	9	R	H	E
Clemson	1	1	1	2	1	0	0	2	X	8	12	0

E - BETTS(6); VAN ORDEN 2(2). DP - Clemson 1. LOB - Duke 8. Clemson 7. 2B - KREMER(6); MARCONCINI 2(8); BETTS(7); WILKERSON 2(8). SH - McCabe(2). SB - SLATON(2); DUGGAR(2); KENNEDY(5); BAUM(7). CS - BAUM(5).

Game 23 • Duke 13, Clemson 1

March 23, 2013 (Game 2) • Doug Kingsmore Stadium • Clemson, SC

Duke 13 (12-12,3-6 ACC)

Player	ab	r	h	rbi	bb	so	po	a	lob
Andy Perez 2b	4	1	3	5	0	0	0	1	0
Anthony D'Alessandro cf	0	0	0	0	2	0	2	0	0
Jeff Kremer rf	6	1	1	1	0	0	2	1	3
Grant McCabe cf/lf	6	0	3	0	0	0	5	0	1
Chris Marconcini 1b	4	1	0	0	2	0	8	0	3
Jordan Betts 3b	6	1	1	2	0	0	0	0	0
Matt Berozo dh	4	2	2	1	1	0	0	0	0
Jalen Phillips ph/dh	1	0	0	0	0	0	0	0	0
Mark Lumpa lf/2b	4	2	1	0	1	1	1	2	4
David Perkins ss	0	0	0	0	0	0	0	1	0
Reed Anthes c	3	3	1	0	2	2	5	2	0
Kenny Koplove ss	2	2	2	2	0	0	3	0	0
Angelo La Bruna ph/ss	1	0	1	0	0	0	1	2	0
Robert Huber p	0	0	0	0	0	0	0	0	0
Michael Matuella p	0	0	0	0	0	0	0	2	0
Andrew Istler p	0	0	0	0	0	0	0	0	0
Totals	41	13	15	11	8	5	27	11	11

Score by Innings

	1	2	3	4	5	6	7	8	9	R	H	E
Duke	0	3	0	8	0	1	0	1	0	13	15	1
Clemson	0	0	0	0	0	1	0	0	0	1	5	3

E - PEREZ(5); SLATON(2); KRIEGER(5); MOOREFIELD(1). DP - Clemson 1. LOB - Duke 11. Clemson 7. 2B - PEREZ(6); BETTS(8); LA BRUNA(4); COSTIGAN(1). 3B - PEREZ(2). HBP - KOPLOVE. SH - KOPLOVE(2). SF - BRITTLE(1). SB - PEREZ(10); MARCONCINI(6); KOPLOVE(2). CS - KENNEDY(1).

Duke	ip	h	r	er	bb	so	ab	bf
Robert Huber	6.0	5	1	1	4	3	21	26
Michael Matuella	2.0	0	0	0	0	1	6	6
Andrew Istler	1.0	0	0	0	0	1	3	3

Win - HUBER (3-2). Loss - FIRTH (2-4). Save - None.
WP - HUBER(1); CAMPANA(1). HBP - by SCHNELL (KOPLOVE).

Umpires - HP: Harry Greer 1B: Greg Howard 3B: Joe Judkowitz
Start: 4:25 PM Time: 2:59 Attendance: 4304

Clemson 1 (15-8,5-4 ACC)

Player	ab	r	h	rbi	bb	so	po	a	lob
Tyler Slaton lf	2	0	0	0	1	0	2	0	2
Maleeke Gibson ph/lf	1	0	0	0	0	0	3	0	0
Steven Duggar rf	3	0	0	0	0	0	3	0	0
Mike Triller ph/rf	1	0	0	0	0	0	0	0	0
Steve Wilkerson 2b	4	0	0	0	0	1	2	4	0
Garrett Boulware c	2	0	0	0	1	1	5	0	1
Mike Dunster ph/3b	1	0	0	0	0	0	0	0	0
Shane Kennedy dh	1	0	0	0	1	1	0	0	2
Joe Costigan ph/dh	2	1	1	0	0	0	0	0	0
Jon McGibbon 1b	3	0	2	0	0	0	0	4	2
D.J. Reader ph	1	0	0	0	0	1	0	0	0
Thomas Brittle cf	2	0	0	1	1	0	3	0	0
Jay Baum 3b	2	0	1	0	0	0	0	0	0
Kevin Bradley ph/3b	2	0	0	0	0	0	0	0	0
Tyler Krieger ss	3	0	1	0	0	1	4	1	2
Scott Firth p	0	0	0	0	0	0	0	1	0
Matt Campbell p	0	0	0	0	0	0	0	0	0
Kyle Schnell p	0	0	0	0	0	0	0	0	0
Joseph Moorefield p	0	0	0	0	0	0	0	0	0
Mike Kent p	0	0	0	0	0	0	0	0	0
Jackson Campana p	0	0	0	0	0	0	0	0	0
Patrick Andrews p	0	0	0	0	0	0	1	0	0

2013 CLEMSON BOXSCORES

Game 25 • Georgia 5, Clemson 3

March 27, 2013 • Doug Kingsmore Stadium • Clemson, SC

Georgia 5 (9-17)

Player	ab	r	h	rbi	bb	so	po	a	lob
Nelson Ward 2b	4	1	2	0	1	1	2	3	0
Hunter Cole lf/rf	5	2	2	1	0	0	4	0	1
Curt Powell 3b	3	0	0	0	1	2	0	2	1
Kyle Farmer ss	4	1	1	2	0	1	4	3	2
Jared Walsh rf/p	4	1	1	1	0	0	0	0	0
Brett DeLoach dh	2	0	0	0	2	0	0	0	0
Justin Bryan lf	0	0	0	0	0	0	0	0	0
J.T. Phillips 1b	4	0	0	0	0	0	10	0	2
Zack Bowers c	4	0	0	0	0	4	5	1	0
Sean McLaughlin cf	2	0	1	0	0	0	1	0	0
DJ Smith ph/cf	2	0	0	0	0	1	1	0	0
David Gonzalez p	0	0	0	0	0	0	0	0	0
Ross Ripple p	0	0	0	0	0	0	0	1	0
Palmer Betts p	0	0	0	0	0	0	0	0	0
Dylan Cole p	0	0	0	0	0	0	0	1	0
Totals	34	5	7	4	4	9	27	11	6

Score by Innings	1	2	3	4	5	6	7	8	9	R	H	E
Georgia	2	0	0	0	0	1	1	1	0	5	7	0
Clemson	0	0	1	0	0	1	0	0	1	3	7	1

E - KRIEGER(6), DP - Georgia 2; Clemson 1. LOB - Georgia 6; Clemson 8. 2B - SLATON(3); WILKERSON(9); KRIEGER(5), 3B - WARD(3), HR - H. COLE(3); FARMER(1); WALSH(2), SB - H. COLE(1); POWELL(1), CS - KENNEDY(2).

Georgia	ip	h	r	er	bb	so	ab	bf
David Gonzalez	2.1	3	1	1	2	1	9	11
Ross Ripple	3.1	1	1	1	3	3	9	12
Palmer Betts	1.1	2	0	0	0	0	6	6
Dylan Cole	1.0	0	0	0	0	0	3	3
Jared Walsh	1.0	1	1	1	2	1	4	6

Win - RIPLEE (1-0). Loss - KOERNER (0-1). Save - WALSH (3). WP - WALSH 2(5); RIPLEE(1); ERWIN(1), BK - SCHMIDT(1).

Umpires - HP: Steve Manders 1B: Randy Watkins 2B: Danny Everett 3B: David Savage
Start: 7:04 PM Time: 3:00 Attendance: 5156
MOOREFIELD faced 1 batter in the 8th.

Clemson 3 (16-9)

Player	ab	r	h	rbi	bb	so	po	a	lob
Tyler Slaton lf	3	0	1	0	2	0	3	0	0
Steven Duggar rf	5	0	1	1	0	1	0	0	3
Steve Wilkerson 2b	4	0	1	0	0	1	2	3	1
Garrett Boulware c	3	1	1	0	1	1	11	0	1
Shane Kennedy dh	3	0	1	0	1	1	0	0	0
Jon McGibson 1b	3	1	1	1	1	1	4	2	0
Jay Baum 3b	4	0	0	0	0	0	0	1	3
Thomas Brittle cf	3	0	0	0	1	0	3	0	0
Tyler Krieger ss	3	1	1	1	1	0	1	3	0
Brody Koerner p	0	0	0	0	0	0	2	0	0
Zack Erwin p	0	0	0	0	0	0	1	0	0
Clate Schmidt p	0	0	0	0	0	0	0	0	0
Joseph Moorefield p	0	0	0	0	0	0	0	0	0
Scott Firth p	0	0	0	0	0	0	0	0	0
Totals	31	3	7	3	7	5	27	9	8

Clemson	ip	h	r	er	bb	so	ab	bf
Brody Koerner	4.0	3	2	2	1	3	15	16
Zack Erwin	2.2	2	2	2	2	4	10	12
Clate Schmidt	0.2	1	0	0	0	1	3	3
Joseph Moorefield	0.0	1	1	1	0	0	1	1
Scott Firth	1.2	0	0	0	1	1	5	6

Game 26 • North Carolina 10, Clemson 3

March 30, 2013 • Boshamer Stadium • Chapel Hill, NC

Clemson 3 (16-10,5-5 ACC)

Player	ab	r	h	rbi	bb	so	po	a	lob
Tyler Slaton lf	4	2	3	0	1	1	7	0	0
Steven Duggar rf	4	0	2	1	1	0	4	0	0
Steve Wilkerson 2b	4	0	0	1	0	3	2	1	0
Garrett Boulware c	4	0	1	0	0	2	0	2	0
Kevin Bradley ph	1	0	0	0	0	0	0	1	0
Shane Kennedy dh	4	0	1	0	0	1	0	0	3
Jon McGibson 1b	4	0	1	0	0	0	6	0	0
Jay Baum 3b	4	0	1	0	0	0	1	1	3
Thomas Brittle cf	4	1	1	0	0	2	0	1	0
Tyler Krieger ss	4	0	1	0	0	1	0	5	0
Daniel Gossett p	0	0	0	0	0	0	0	0	0
Mike Kent p	0	0	0	0	0	0	0	0	0
Totals	37	3	11	2	2	6	24	7	10

Score by Innings	1	2	3	4	5	6	7	8	9	R	H	E
Clemson	0	0	1	0	0	0	0	0	2	3	11	1
North Carolina	4	0	4	0	1	0	0	1	X	10	19	0

E - KENT(1), DP - Clemson 1; N. Carolina 1. LOB - Clemson 10; N. Carolina 9. 2B - DUGGAR(5); FRANK 2(7); LASSITER(3), 3B - STUBBS(2), HR - ROBERTS(1), HBP - RUSSELL, SH - ROBERTS(7), SF - WILKERSON(1); ZOLK(3), SB - FRANK(9); RUSSELL(10).

Clemson	ip	h	r	er	bb	so	ab	bf
Daniel Gossett	3.0	10	8	8	0	1	18	20
Mike Kent	5.0	9	2	2	0	1	22	23

Win - EMANUEL (5-1). Loss - GOSSETT (3-2). Save - None.
WP - EMANUEL(3), HBP - by GOSSETT (RUSSELL).

Umpires - HP: Danny Collins 1B: Tony Carilli 3B: Paul Guillie
Start: 6:04 PM Time: 2:31 Attendance: 3945

North Carolina 10 (24-1,8-1 ACC)

Player	ab	r	h	rbi	bb	so	po	a	lob
Chaz Frank cf	5	0	3	0	0	0	4	0	0
Landon Lassiter dh	5	1	1	0	0	0	0	0	4
Colin Moran 3b	5	1	3	0	0	0	0	1	1
Slyke Bolt rf	5	2	2	1	0	0	5	0	0
Cody Stubbs 1b	5	2	4	2	0	1	6	1	0
Brian Holberton lf	4	1	1	0	0	1	2	0	0
Parks Jordan ph/lf	1	0	1	0	0	1	0	0	0
Michael Russell ss	4	2	2	1	0	0	1	2	3
Mike Zolk 2b	3	0	1	0	0	0	0	2	1
Matt Roberts c	3	1	4	0	0	0	6	0	0
Kent Emanuel p	0	0	0	0	0	0	1	2	0
Luis Paula p	0	0	0	0	0	0	0	0	0
Trevor Kelley p	0	0	0	0	0	0	1	0	0
Totals	40	10	19	10	0	2	27	8	9

Game 28 • Clemson 5, North Carolina 4 (11 Innings)

April 1, 2013 • Boshamer Stadium • Chapel Hill, NC

Clemson 5 (17-11,6-6 ACC)

Player	ab	r	h	rbi	bb	so	po	a	lob
Tyler Slaton lf	5	0	2	0	1	1	5	0	0
Steven Duggar rf	5	0	0	0	1	0	1	0	1
Garrett Boulware c	6	1	1	1	0	0	4	0	2
Jon McGibson 1b	5	1	1	0	1	1	14	2	0
Shane Kennedy 3b	3	1	2	0	3	1	3	2	3
Tyler Krieger ss	5	1	2	1	0	0	0	5	0
Thomas Brittle cf	5	0	1	2	0	3	3	0	6
Kevin Bradley dh	4	0	0	0	1	2	0	0	0
Steve Wilkerson pr/dh	0	0	0	0	0	0	0	0	0
Jay Baum 2b	5	1	1	0	0	1	2	3	0
Matthew Crowmover p	0	0	0	0	0	0	0	1	0
Kyle Schnell p	0	0	0	0	0	1	1	0	0
Scott Firth p	0	0	0	0	0	0	2	0	0
Totals	43	5	10	4	7	9	33	16	12

Score by Innings	1	2	3	4	5	6	7	8	9	10	11	R	H	E
Clemson	0	0	0	1	0	3	0	0	0	0	1	5	10	1
North Carolina	0	0	2	0	1	0	1	0	0	0	0	4	11	2

E - BAUM(4); HOLBERTON(1); ZOLK(5), DP - Clemson 1. LOB - Clemson 12; N. Carolina 12. 2B - BOULWARE(5); KENNEDY(2); FRANK(8), 3B - LASSITER(2), HR - MORAN(6), HBP - BOLT; RABURN, SH - RUSSELL(1), SB - BRITTLE(10).

Clemson	ip	h	r	er	bb	so	ab	bf
Matthew Crowmover	4.2	7	3	3	2	2	20	23
Kyle Schnell	1.2	1	1	1	0	0	6	6
Scott Firth	4.2	3	0	0	2	1	16	20

North Carolina 4 (25-2,9-2 ACC)

Player	ab	r	h	rbi	bb	so	po	a	lob
Chaz Frank cf	6	1	3	0	0	0	2	0	0
Landon Lassiter dh	6	2	2	0	0	0	0	0	0
Colin Moran 3b	4	1	3	2	0	1	2	0	0
Slyke Bolt rf	4	0	0	0	1	0	2	0	3
Cody Stubbs 1b	5	0	4	1	0	1	14	3	0
Michael Russell ss	4	0	0	0	0	0	2	3	3
Brian Holberton lf/c	4	0	1	0	1	0	4	1	0
Mike Zolk 2b	5	0	0	0	0	1	1	3	4
Matt Roberts c	2	0	0	0	0	1	4	2	0
Matt Rubino ph	1	0	0	0	0	0	0	0	0
Korey Dunbar c	0	0	0	0	0	0	1	1	0
Parks Jordan ph	1	0	0	0	0	0	0	0	2
Alex Raburn lf	0	0	0	0	0	0	0	0	0
Hobbs Johnson p	0	0	0	0	0	0	0	1	0
Trevor Kelley p	0	0	0	0	0	0	0	0	0
Chris McCue p	0	0	0	0	0	0	0	1	0
Tate Parrish p	0	0	0	0	0	0	0	0	0
Chris Munnely p	0	0	0	0	0	0	1	0	0
Mason McCullough p	0	0	0	0	0	0	0	0	0
Chris O'Brien p	0	0	0	0	0	0	1	0	0
Shane Taylor p	0	0	0	0	0	0	0	0	0
Totals	42	4	11	4	4	3	33	17	12

North Carolina	ip	h	r	er	bb	so	ab	bf
Hobbs Johnson	5.1	5	2	2	1	4	21	22
Trevor Kelley	0.0	0	1	1	1	0	0	1
Chris McCue	2.1	3	1	1	0	2	10	10
Tate Parrish	0.1	0	0	0	0	1	1	1
Chris Munnely	0.2	0	0	0	1	1	2	3
Mason McCullough	0.2	0	0	0	2	0	2	4
Chris O'Brien	1.0	2	1	1	1	0	5	6
Shane Taylor	0.2	0	0	0	1	1	2	3

Win - FIRTH (3-4). Loss - O'BRIEN (0-1). Save - None.
WP - CROWNOVER(1); KELLEY(1); MCCUE(3); MCCULLOUGH 2(2), HBP - by CROWNOVER (BOLT); by FIRTH (RABURN).

Umpires - HP: Paul Guillie 1B: Danny Collins 3B: Tony Carilli
Start: 6:03 PM Time: 3:57 Attendance: 3205
KELLEY faced 1 batter in the 6th.

2013 CLEMSON BOXSCORES

Game 29 • Clemson 4, Gardner-Webb 1

April 3, 2013 • Doug Kingsmore Stadium • Clemson, SC

Gardner-Webb 1 (15-13-1)

Player	ab	r	h	rbi	bb	so	po	a	lob
JJ Nazzaro cf	4	0	1	0	0	2	0	1	
Danny Yelverton rf	3	0	1	0	1	2	2	0	0
Scott Coleman lf	4	0	0	0	0	1	0	2	
Benji Jackson dh	4	1	2	0	0	1	0	0	0
Brad Collins 3b	4	0	0	0	2	1	1	1	
John Harris c	2	0	0	1	1	1	3	0	0
Taylor Fisher pr	0	0	0	0	0	0	0	0	0
Sam Fulginiti 1b	4	0	2	0	0	1	13	0	1
Ryan Hodge ss	3	0	0	0	1	1	0	1	0
Scott Johnson 2b	2	0	0	0	0	1	2	9	1
Conner Scarborough p	0	0	0	0	0	0	0	0	0
Beau Hilton p	0	0	0	0	0	0	1	0	
Brock Wilson p	0	0	0	0	0	0	0	0	0
Mitch Warner p	0	0	0	0	0	0	1	0	
Hunter Smith p	0	0	0	0	0	0	0	0	0
Stephen Gilmore p	0	0	0	0	0	0	0	1	0
Brad Haymes p	0	0	0	0	0	0	0	0	0
Justin Gullickson p	0	0	0	0	0	0	0	0	0
Totals	30	1	6	1	2	9	24	14	6

Score by Innings	1	2	3	4	5	6	7	8	9	R	H	E
Gardner-Webb	0	0	0	0	0	0	1	0	0	1	6	3
Clemson	2	0	0	1	0	0	0	1	X	4	10	0

E - YELVERTON(1); FULGINITI(1); JOHNSON(7). DP - Gardner-Webb 1; Clemson 2. LOB - Gardner-Webb 6; Clemson 9. 2B - JACKSON 2(11); KENNEDY(3); COSTIGAN(2); BRITTLE(3). HR - BOULWARE(5); HBP - JOHNSON. SH - BAUM(2). SF - HARRIS(3). SB - NAZZARO(8); JOHNSON(3); DUGGAR(3); KENNEDY(6); BRITTLE(11); BAUM 2(10).

Gardner-Webb	ip	h	r	er	bb	so	ab	bf
Conner Scarborough	2.0	4	2	2	1	0	9	11
Beau Hilton	1.0	0	0	0	0	3	3	3
Brock Wilson	1.0	1	1	0	1	4	5	5
Mitch Warner	1.0	2	0	0	0	0	4	4
Hunter Smith	1.0	0	0	0	0	0	3	3
Stephen Gilmore	1.0	0	0	0	2	0	3	5
Brad Haymes	0.1	3	1	1	0	0	4	4
Justin Gullickson	0.2	0	0	0	0	1	2	2

Win - MEYER (2-0). Loss - SCARBOROUGH (1-4). Save - CAMPBELL (5). HBP - by SCHNELL (JOHNSON).

Umpires - HP: Mike Cheek 1B: David Savage 3B: Jeremy Dupree
Start: 6:33 PM Time: 2:26 Attendance: 4528

Clemson 4 (18-11)

Player	ab	r	h	rbi	bb	so	po	a	lob
Tyler Slaton lf	5	0	0	0	0	1	1	0	3
Steven Dugger rf	4	1	2	0	0	0	5	0	2
Garrett Boulware c	3	1	2	2	1	0	8	1	0
Jon McGibbon 1b	4	0	0	0	0	0	6	0	2
Shane Kennedy 3b	4	1	2	0	0	0	2	3	1
Tyler Krieger ss	4	0	0	0	0	0	0	1	1
Joe Costigan dh	3	0	1	1	1	0	0	0	0
Maleeke Gibson pr/dh	0	0	0	0	0	0	0	0	0
Thomas Brittle cf	4	1	3	0	0	0	2	0	0
Jay Baum 2b	1	0	0	0	2	1	2	1	0
Jonathan Meyer p	0	0	0	0	0	0	0	1	0
Kyle Schnell p	0	0	0	0	0	0	1	1	0
Matt Campbell p	0	0	0	0	0	0	0	0	0
Totals	32	4	10	3	4	2	27	8	9

Clemson	ip	h	r	er	bb	so	ab	bf
Jonathan Meyer	7.0	5	1	1	0	6	24	25
Kyle Schnell	1.0	1	0	0	1	1	3	5
Matt Campbell	1.0	0	0	0	1	2	3	4

Game 30 • Clemson 7, Boston College 5

April 5, 2013 • Commander Shea Field • Chestnut Hill, MA

Clemson 7 (19-11,7-6 ACC)

Player	ab	r	h	rbi	bb	so	po	a	lob
Tyler Slaton lf	5	1	3	1	0	1	2	0	1
Steven Dugger rf	5	0	0	1	0	1	0	0	2
Garrett Boulware c	4	2	1	0	1	1	6	2	0
Jon McGibbon 1b	5	0	0	0	0	14	1	0	
Shane Kennedy 3b	4	1	2	1	1	0	0	0	
Joe Costigan dh	4	0	2	3	0	1	0	0	2
Tyler Krieger ss	4	1	1	0	0	1	2	4	2
Thomas Brittle cf	3	1	0	0	1	1	1	0	0
Jay Baum 2b	3	1	1	0	0	1	2	4	0
Daniel Gossett p	0	0	0	0	0	0	3	0	
Mike Kent p	0	0	0	0	0	0	0	0	0
Kyle Schnell p	0	0	0	0	0	0	0	0	0
Zack Erwin p	0	0	0	0	0	0	0	0	0
Totals	37	7	10	6	3	7	27	14	7

Boston College 5 (5-23,0-12 ACC)

Player	ab	r	h	rbi	bb	so	po	a	lob
Joe Cronin ss	4	0	0	1	1	3	1	0	4
Blake Butera 2b	3	2	1	0	2	0	0	6	0
John Hennessy 1b/3b	4	1	0	0	1	1	9	0	3
Tom Bourdon cf	5	0	1	1	0	1	2	0	0
Matt Fare c	5	1	1	3	0	1	8	2	1
Logan Hoggarth lf	5	1	0	0	0	1	5	0	2
Chris Shaw dh	4	0	0	0	1	2	0	0	1
Matt McGovern rf	3	0	1	0	1	0	0	0	0
Gabriel Hernandez 3b	2	0	0	0	1	1	0	1	0
Stephen Sauter ph	0	0	0	0	1	0	0	0	0
Travis Ferrick pr/1b	0	0	0	0	0	0	1	0	0
Hunter Gordon p	0	0	0	0	0	0	1	2	0
Nate Bayuk p	0	0	0	0	0	0	0	0	0
John Gorman p	0	0	0	0	0	0	0	0	0
Jesse Adams p	0	0	0	0	0	0	0	1	0
Jeff Burke p	0	0	0	0	0	0	0	0	0
Totals	35	5	4	5	8	10	27	12	11

Score by Innings	1	2	3	4	5	6	7	8	9	R	H	E
Clemson	0	0	0	0	0	1	6	0	0	7	10	2
Boston College	1	0	0	1	0	0	3	0	0	5	4	3

E - KRIEGER 2(8); HENNESSY(2); FERRICK(3); BAYUK(2). LOB - Clemson 7; BC 11. 2B - BOULWARE(6); COSTIGAN 2(4); KRIEGER(6). 3B - SLATON(1). HR - PARE(2). SH - BAUM(3). SB - BRITTLE 2(13); MCGOVERN(3). CS - SLATON(1).

Clemson	ip	h	r	er	bb	so	ab	bf
Daniel Gossett	6.2	3	5	3	7	7	27	34
Mike Kent	0.0	1	0	0	1	0	1	2
Kyle Schnell	0.2	0	0	0	0	1	2	2
Zack Erwin	1.2	0	0	0	0	2	5	5

Boston College	ip	h	r	er	bb	so	ab	bf
Hunter Gordon	6.0	7	1	1	0	5	24	24
Nate Bayuk	0.1	2	5	2	2	0	3	6
John Gorman	0.2	1	1	1	1	0	3	4
Jesse Adams	1.0	0	0	0	0	1	4	4
Jeff Burke	1.0	0	0	0	0	1	3	3

Win - GOSSETT (4-2). Loss - BAYUK (0-1). Save - ERWIN (2). WP - GOSSETT 2(8); BAYUK(4).

Umpires - HP: Frank Sylvester 1B: Phelps Prescott 3B: David Pritchett
Start: 2:32 PM Time: 2:57 Attendance: 1281
Game notes:
The run allowed by Gorman in the seventh inning was team unearned.
KENT faced 2 batters in the 7th.

Game 31 • Clemson 9, Boston College 2

April 6, 2013 • Commander Shea Field • Chestnut Hill, MA

Clemson 9 (20-11,8-6 ACC)

Player	ab	r	h	rbi	bb	so	po	a	lob
Tyler Slaton lf	4	2	2	0	0	0	4	0	0
Maleeke Gibson ph/lf	1	0	0	0	0	0	0	1	
Thomas Brittle cf	4	2	2	0	1	0	5	0	0
Garrett Boulware c	4	0	2	0	0	2	1	0	
Shane Kennedy 3b	4	1	2	2	0	0	1	5	0
Joe Costigan dh	2	1	1	1	1	0	0	0	0
Kevin Bradley ph/dh	1	0	0	0	0	0	0	1	
Steven Dugger rf	3	1	1	0	0	0	1	0	1
Mike Triller ph/rf	1	1	1	0	0	0	0	0	0
Tyler Krieger ss	4	1	1	0	0	0	3	0	1
Jon McGibbon 1b	4	1	1	1	0	0	9	1	0
Jay Baum 2b	3	0	1	0	0	0	1	3	0
Mike Dunster ph/2b	1	0	0	0	0	0	1	1	0
Clate Schmidt p	0	0	0	0	0	1	1	0	
Patrick Andrews p	0	0	0	0	0	0	0	0	0
Totals	36	9	12	6	2	0	27	12	4

Score by Innings	1	2	3	4	5	6	7	8	9	R	H	E
Clemson	4	1	1	0	1	0	1	1	0	9	12	0
Boston College	0	0	0	1	0	0	1	0	0	2	7	3

E - CRONIN(4); SHAW(5); STEVENS(3). DP - Clemson 1. LOB - Clemson 4; BC 9. 2B - BRITTLE(4); COSTIGAN(5); TRILLER(2); HENNESSY(6); HOGGARTH(5). SH - MCGOVERN(2). SF - BOULWARE(1); KENNEDY(4). CS - BRITTLE(3); BUTERA(2).

Clemson	ip	h	r	er	bb	so	ab	bf
Clate Schmidt	7.0	6	2	2	5	2	25	31
Patrick Andrews	2.0	1	0	0	0	0	7	7

Boston College 2 (5-24,0-13 ACC)

Player	ab	r	h	rbi	bb	so	po	a	lob
Joe Cronin ss	2	1	0	0	3	0	3	7	0
Blake Butera 2b	4	0	2	0	1	0	1	3	2
John Hennessy 3b	4	1	2	1	0	0	1	0	0
Tom Bourdon cf	4	0	0	0	0	3	0	4	0
Matt Pare c	4	0	2	1	0	0	0	1	0
Stephen Sauter dh	4	0	0	0	1	0	0	0	0
Logan Hoggarth lf	4	0	1	0	0	2	0	0	0
Chris Shaw 1b	0	0	0	0	1	0	7	0	0
Travis Ferrick 1b	3	0	0	0	1	10	1	3	0
Matt McGovern rf	3	0	0	0	0	0	0	0	0
Eric Stevens p	0	0	0	0	0	0	4	0	0
Eric Stone p	0	0	0	0	0	0	0	0	0
Nick Poore p	0	0	0	0	0	0	0	0	0
John Nicklas p	0	0	0	0	0	0	0	0	0
Totals	32	2	7	2	5	2	27	16	9

Boston College	ip	h	r	er	bb	so	ab	bf
Eric Stevens	5.0	9	7	4	1	0	22	24
Eric Stone	1.2	1	1	0	1	0	5	7
Nick Poore	1.1	2	1	1	0	0	6	6
John Nicklas	1.0	0	0	0	0	0	3	3

Win - SCHMIDT (3-1). Loss - STEVENS (0-7). Save - None. WP - STEVENS 2(5). PB - PARE(4).

Umpires - HP: Phelps Prescott 1B: David Pritchett 3B: Frank Sylvester
Start: 1:33 PM Time: 2:41 Attendance: 1651

Game 32 • Clemson 1, Boston College 0

April 7, 2013 • Commander Shea Field • Chestnut Hill, MA

Clemson 1 (21-11,9-6 ACC)

Player	ab	r	h	rbi	bb	so	po	a	lob
Tyler Slaton cf	3	0	3	0	1	0	3	0	0
Steve Wilkerson dh	3	0	0	0	0	2	0	0	0
Joe Costigan ph/dh	2	0	1	0	1	0	0	0	1
Garrett Boulware c	4	0	0	0	0	0	7	1	2
Shane Kennedy 3b	4	0	0	0	0	1	0	0	4
Steven Dugger rf	4	1	1	0	0	0	1	0	0
Tyler Krieger ss	4	0	2	0	0	0	2	2	0
Jon McGibbon 1b	4	0	1	1	0	3	8	3	1
Jay Baum 2b	3	0	0	0	1	1	3	3	0
Mike Triller if	3	0	1	0	2	1	0	2	0
Matthew Crownover p	0	0	0	0	0	0	1	0	0
Matt Campbell p	0	0	0	0	0	0	2	0	0
Totals	34	1	9	1	2	10	27	10	2

2013 CLEMSON BOXSCORES

Game 33 • Clemson 12, Western Carolina 9

April 9, 2013 • Hennon Stadium • Cullowhee, NC

Clemson 12 (22-11)

Player	ab	r	h	rbi	bb	so	po	a	lob
Tyler Slaton lf	6	0	1	1	0	1	4	0	2
Thomas Brittle cf	6	1	2	0	0	1	3	0	1
Garrett Bouliware c	5	1	1	0	0	2	8	0	3
Shane Kennedy 3b	4	1	1	0	1	0	1	0	0
Steve Wilkerson 2b	3	2	1	2	0	1	5	0	
Steven Duggar rf	3	3	1	0	1	2	2	1	0
Tyler Krieger ss	3	1	2	2	1	0	1	2	2
Jon McGibbon 1b	4	3	3	4	0	0	7	1	0
Jay Baum dh	3	0	2	0	0	0	0	0	0
Joe Costigan ph/dh	1	0	0	0	0	1	0	0	0
Jonathan Meyer p	0	0	0	0	0	0	0	0	0
Zack Erwin p	0	0	0	0	0	0	0	0	0
Kyle Schnell p	0	0	0	0	0	0	0	0	0
Patrick Andrews p	0	0	0	0	0	0	0	0	0
Scott Firth p	0	0	0	0	0	0	0	0	0
Totals	38	12	14	9	5	8	27	11	8

Western Carolina 9 (19-16)

Player	ab	r	h	rbi	bb	so	po	a	lob
Aaron Attaway ss	5	3	4	0	0	0	1	2	0
Julian Ridings cf	5	1	2	0	0	1	5	1	2
Brad Zebedis c/1b	4	1	1	2	0	0	2	2	0
Jacob Hoyle 1b	2	0	1	2	2	1	8	0	0
Dykota Spiess lf	4	1	0	0	1	0	2	0	3
Luke Gragg dh	2	0	0	0	0	0	0	0	0
Bryant Noteboom ph/dh	2	1	0	1	0	0	0	0	0
Cody Jones rf	1	0	0	0	1	1	1	0	0
Austin Neary ph/rf	3	1	1	0	0	0	0	0	0
Bradley Strong 2b	4	1	2	2	0	1	0	4	0
Adam Martin c	5	0	1	2	0	1	8	0	4
Adam Curtis p	0	0	0	0	0	0	0	0	0
Colton Davis p	0	0	0	0	0	0	0	0	0
Alex Barr p	0	0	0	0	0	0	0	0	0
Jon Nadale p	0	0	0	0	0	0	0	0	0
Tyler Powell p	0	0	0	0	0	0	0	0	0
Jonathan Waszak p	0	0	0	0	0	0	0	0	0
Totals	37	9	12	9	4	5	27	9	9

Score by Innings	1	2	3	4	5	6	7	8	9	R	H	E
Clemson	2	1	4	2	0	0	0	0	3	12	14	1
Western Carolina	2	0	1	0	0	0	6	0	0	9	12	3

E - WILKERSON(9); ATTAWAY(9); CURTIS(2), DP - Clemson 1; W. Carolina 1. LOB - Clemson 8; W. Carolina 9. 2B - DUGGAR(6); ATTAWAY(11); RIDINGS(8); WHITE(14); HOYLE(9); NEARY(9); B. STRONG(4). HBP - WHITE; NOTEBOOM; B. STRONG. SH - DUGGAR(1); BAUM(4). SF - KRIEGER(2); MCGIBBON(1); HOYLE(3). SB - DUGGAR(4); KRIEGER(2); MCGIBBON(3); B. STRONG(9).

Clemson	ip	h	r	er	bb	so	ab	bf
Jonathan Meyer	2.0	4	2	2	1	0	8	9
Zack Erwin	4.1	4	4	3	2	16	22	
Kyle Schnell	0.1	3	3	0	0	5	6	
Patrick Andrews	1.1	0	0	0	0	2	4	
Scott Firth	1.0	1	0	0	0	1	4	

Western Carolina	ip	h	r	er	bb	so	ab	bf
Adam Curtis	2.0	6	6	4	2	2	11	15
Colton Davis	0.1	2	1	0	0	0	2	3
Alex Barr	1.0	1	2	2	1	5	7	
Jon Nadale	5.0	3	1	1	0	4	16	17
Tyler Powell	0.1	2	2	2	1	3	4	
Jonathan Waszak	0.1	0	0	0	0	0	1	1

Win - ANDREWS (1-1). Loss - NADALE (0-2). Save - FIRTH (1). HBP - by ERWIN (B. STRONG); by ERWIN (WHITE); by ERWIN (NOTEBOOM). PB - BOULWARE(3).

Umpires - HP: Tyler Simpson 1B: Randy Vestal 3B: Mark Ritter
Start: 6:11 PM Time: 3:25 Attendance: 1373
CURTIS faced 3 batters in the 3rd.

Game 34 • Clemson 5, Presbyterian College 4

April 10, 2013 • Doug Kingsmore Stadium • Clemson, SC

Presbyterian College 4 (18-16)

Player	ab	r	h	rbi	bb	so	po	a	lob
Nate Chong lf	4	0	0	0	0	1	4	0	0
Aaron Preston cf	4	1	1	1	0	0	1	0	0
Brad Zebedis c/1b	2	0	1	1	1	0	4	1	0
Brandon Paul rf	3	1	2	0	1	1	3	0	0
Cam McRae dh	3	0	0	0	0	0	0	4	
Brandon Martin 1b	2	0	0	0	0	1	2	1	0
Derek Long c	1	0	0	1	0	0	1	2	0
Ryan Hagan ss	4	1	0	0	0	2	5	2	0
Jay Lizanich 3b	4	0	2	1	0	1	0	1	0
Billy Motroni 2b	4	1	1	0	0	0	4	2	
Brett Byrum p	0	0	0	0	0	0	1	0	0
Michael Ricchi p	0	0	0	0	0	0	1	0	0
Chad Sanders p	0	0	0	0	0	0	0	0	0
Ryan Morris p	0	0	0	0	0	0	0	0	0
Totals	31	4	7	4	2	6	26	11	6

Clemson 5 (23-11)

Player	ab	r	h	rbi	bb	so	po	a	lob
Tyler Slaton lf	2	1	1	1	2	0	7	0	0
Thomas Brittle cf	5	0	0	0	0	0	1	0	4
Garrett Bouliware c	5	1	2	1	0	0	6	0	0
Shane Kennedy 3b	3	1	1	1	2	0	2	0	0
Steve Wilkerson 2b	3	0	0	0	2	0	3	4	1
Steven Duggar rf	4	0	3	0	1	0	1	0	1
Jon McGibbon 1b	2	1	0	0	2	0	9	0	0
Joe Costigan dh	2	0	1	0	0	0	0	0	0
Jay Baum ph/dh	3	0	0	0	0	1	0	0	5
Tyler Krieger ss	5	1	4	1	0	0	0	3	0
Brody Koerner p	0	0	0	0	0	0	0	2	0
Mike Kent p	0	0	0	0	0	0	0	0	0
Patrick Andrews p	0	0	0	0	0	0	0	0	0
Matt Campbell p	0	0	0	0	0	0	0	1	0
Totals	34	5	12	4	9	1	27	12	14

Score by Innings	1	2	3	4	5	6	7	8	9	R	H	E
Presbyterian College	0	0	0	0	1	2	1	0	0	4	7	2
Clemson	1	1	0	0	1	0	0	1	1	5	12	3

Note: 2 outs, 3 runners LOB when the game ended.

E - ZEBEDIS(3); MOTRONI(6); WILKERSON(10); KOERNER 2(3). DP - PC 1. LOB - PC 6; Clemson 14. 2B - ZEBEDIS(7); MOTRONI(3). 3B - PRESTON(1); LIZANICH(1); KRIEGER(1). HR - BOULWARE(6). HBP - MCGIBBON. SH - CHONG(4); MCRAE(2); LONG(3). SF - ZEBEDIS(6); SLATON(3). SB - KENNEDY 2(8); DUGGAR(5); KRIEGER(3). CS - SLATON(2); KENNEDY(3).

Presbyterian College	ip	h	r	er	bb	so	ab	bf
Brett Byrum	4.0	7	3	3	0	18	22	
Michael Ricchi	3.0	2	0	0	3	1	9	13
Chad Sanders	1.0	2	2	2	1	0	4	5
Ryan Morris	0.2	1	0	0	2	0	3	5

Clemson	ip	h	r	er	bb	so	ab	bf
Brody Koerner	5.2	6	3	1	2	3	21	26
Mike Kent	0.1	0	0	0	0	0	1	1
Patrick Andrews	2.0	1	1	0	0	1	6	7
Matt Campbell	1.0	0	0	0	0	2	3	3

Win - CAMPBELL (1-1). Loss - SANDERS (3-2). Save - None.
WP - BYRUM(3); SANDERS(3); KOERNER(2). HBP - by RICCHI (MCGIBBON). BK - MORRIS(1).

Umpires - HP: Craig Mirr 1B: Jeremy Dupree 3B: David Savage
Start: 6:34 PM Time: 2:47 Attendance: 4613
BYRUM faced 2 batters in the 5th.
SANDERS faced 1 batter in the 9th.

Game 35 • Clemson 8, Wake Forest 2

April 12, 2013 • Doug Kingsmore Stadium • Clemson, SC

Wake Forest 2 (19-18,4-12 ACC)

Player	ab	r	h	rbi	bb	so	po	a	lob
Evan Stephens cf/rf	5	1	2	0	0	0	1	0	3
Conor Keniry 2b	3	0	2	1	0	0	2	4	0
Pat Blair ss	4	0	1	0	0	1	4	0	1
Charlie Morgan dh	4	0	0	0	0	2	0	0	1
Matt Conway 1b	4	0	0	0	0	3	6	1	2
Mike Czajkowski rf	2	0	0	0	0	2	0	0	0
Joey Rodriguez ph/cf	2	1	1	0	0	0	3	0	0
Kevin Jordan lf	4	0	1	0	0	2	3	0	0
Brett Armour c	3	0	1	0	1	1	3	2	0
Mark Rhine 3b	3	0	0	0	1	0	1	2	1
Matt Pirro p	0	0	0	0	0	0	1	0	0
Nate Jones p	0	0	0	0	0	0	0	0	0
Niko Spezial p	0	0	0	0	0	0	0	0	0
Colin Egan p	0	0	0	0	0	0	0	1	0
Totals	34	2	8	1	2	11	24	10	8

Clemson 8 (24-11,10-6 ACC)

Player	ab	r	h	rbi	bb	so	po	a	lob
Tyler Slaton lf	4	1	2	1	1	1	1	0	0
Maleeke Gibson lf	0	0	0	0	0	0	0	0	0
Thomas Brittle cf	4	1	1	1	1	0	0	0	0
Garrett Bouliware c	4	1	2	1	1	0	11	0	3
Shane Kennedy 3b	2	1	1	0	2	0	0	1	2
Jay Baum 3b	0	0	0	0	0	0	2	0	0
Steve Wilkerson 2b	3	0	1	1	2	0	1	4	2
Steven Duggar rf	4	1	1	1	0	0	3	0	0
Mike Triller rf	0	0	0	0	0	0	0	0	0
Jon McGibbon 1b	3	1	1	0	1	0	6	0	0
Kevin Bradley ph/1b	1	0	1	0	0	0	1	0	0
Joe Costigan dh	4	1	2	1	0	1	0	0	4
Mike Dunstner ph/dh	1	0	0	0	0	0	0	0	0
Tyler Krieger ss	3	1	1	0	2	0	2	1	2
Daniel Gossett p	0	0	0	0	0	0	0	0	0
Patrick Andrews p	0	0	0	0	0	0	0	0	0
Matt Campbell p	0	0	0	0	0	0	0	0	0
Totals	33	8	13	6	10	2	27	6	13

Score by Innings	1	2	3	4	5	6	7	8	9	R	H	E
Wake Forest	0	0	0	0	1	1	0	0	0	2	8	1
Clemson	1	2	0	1	1	3	0	0	X	8	13	1

E - KENIRY(3); GOSSETT(2). LOB - Wake Forest 8; Clemson 13. 2B - KENIRY(4). 3B - WILKERSON(1); DUGGAR(1); COSTIGAN(1). HR - BOULWARE(7). SH - KENIRY(2); KENNEDY(2). SF - DUGGAR(2). SB - KENIRY(2); BLAIR(17); RODRIGUEZ(2); JORDAN(3); KENNEDY 2(10); DUGGAR(6). CS - KRIEGER(5).

Wake Forest	ip	h	r	er	bb	so	ab	bf
Matt Pirro	3.2	7	4	4	3	1	16	20
Nate Jones	1.1	4	4	4	1	0	8	9
Niko Spezial	1.0	1	0	0	3	1	2	6
Colin Egan	2.0	1	0	0	3	0	7	10

Clemson	ip	h	r	er	bb	so	ab	bf
Daniel Gossett	6.0	8	2	1	2	9	25	28
Patrick Andrews	1.0	0	0	0	0	0	3	3
Matt Campbell	2.0	0	0	0	0	2	6	6

Win - GOSSETT (5-2). Loss - PIRRO (3-5). Save - None.
WP - PIRRO(4); GOSSETT 2(10). BK - SPEZIAL(1).

Umpires - HP: Junior Creech 1B: Don Gilmore 3B: Rick Darby
Start: 6:38 PM Time: 3:02 Attendance: 5174
JONES faced 3 batters in the 6th.

Game 36 • Clemson 1, Wake Forest 0

April 13, 2013 • Doug Kingsmore Stadium • Clemson, SC

Wake Forest 0 (19-19,4-13 ACC)

Player	ab	r	h	rbi	bb	so	po	a	lob
Evan Stephens rf	3	0	0	0	1	2	1	0	1
Mark Rhine 3b	4	0	2	0	0	0	0	0	0
Pat Blair ss	3	0	0	0	1	1	1	0	0
Matt Conway 1b	4	0	1	0	2	11	0	1	0
Brett Armour c	4	0	1	0	1	6	1	0	0
Kevin Conway dh	2	0	1	0	0	0	0	0	0
Charlie Morgan ph/dh	2	0	0	0	0	0	0	0	3
Corey Kenney 2b	3	0	0	0	1	1	4	0	0
Grant Shumley if	0	0	0	0	1	1	1	0	0
Kevin Jordan ph/lf	1	0	0	0	0	0	0	0	0
Joey Rodriguez c	3	0	1	0	0	3	1	1	0
Justin Van Grouw p	0	0	0	0	0	0	2	0	0
Aaron Fossas p	0	0	0	0	0	0	0	0	0
Totals	31	0	7	0	3	8	24	9	7

2013 CLEMSON BOXSCORES

Game 37 • Clemson 6, Wake Forest 4 (11 Innings)

April 14, 2013 • Doug Kingsmore Stadium • Clemson, SC

Wake Forest 4 (19-20,4-14 ACC)

Player	ab	r	h	rbi	bb	so	po	a	lob
Evan Stephens cf	3	0	2	1	2	1	5	0	0
Conor Keniry 2b	4	1	1	0	1	0	2	6	0
Pat Blair ss	5	0	1	2	0	0	1	5	2
Charlie Morgan c	3	0	0	0	0	5	0	1	
Brett Armour ph/c	1	0	0	0	1	0	1	0	0
Matt Conway 1b	4	0	3	0	1	0	16	0	0
Kevin Conway lf	5	0	0	0	0	2	1	0	2
Kevin Conway rf	5	1	1	0	0	1	1	0	2
Andrew Williams dh	4	1	0	0	1	2	0	0	0
Mark Rhine 3b	4	1	1	0	0	1	0	3	0
Austin Stadler p	0	0	0	0	0	0	0	1	0
Jack Fischer p	0	0	0	0	0	0	0	0	0
Connor Kaden p	0	0	0	0	0	0	0	0	0
Totals	38	4	9	3	6	7	32	15	8

Score by Innings	1	2	3	4	5	6	7	8	9	10	11	R	H	E
Wake Forest	0	0	2	0	0	0	2	0	0	0	0	4	9	2
Clemson	2	0	2	0	0	0	0	0	0	0	2	6	12	1

Note: 2 outs, 0 runners LOB when the game ended.

E - STADLER(1); FISCHER(1); BAUM(5). DP - Clemson 2. LOB - Wake Forest 8; Clemson 13. 2B - STEPHENS(5); KENNEDY(4); WILKERSON(10). HR - DUGGAR(2). SH - RHINE(7); KRIEGER(2); BAUM(5). SF - WILKERSON(2). SB - SLATON(3); BRITTLE 2(15); DUGGAR(8).

Wake Forest	ip	h	r	er	bb	so	ab	bf
Austin Stadler	4.2	9	4	4	3	3	21	27
Jack Fischer	5.1	2	0	0	2	2	18	20
Connor Kaden	0.2	1	2	2	1	1	3	4

Win - FIRTH (4-4). Loss - KADEN (0-3). Save - None.
WP - KADEN(6); CAMPBELL(1).

Umpires - HP: Rick Darby 1B: Junior Creech 3B: Don Gilmore
Start: 1:07 PM Time: 3:22 Attendance: 4870

Clemson 6 (26-11,12-6 ACC)

Player	ab	r	h	rbi	bb	so	po	a	lob
Tyler Slaton lf	5	0	2	0	1	0	2	1	3
Thomas Brittle cf	5	1	1	0	1	2	3	0	4
Garrett Boulware c	5	2	1	0	1	2	7	1	0
Shane Kennedy dh	6	1	2	1	0	1	0	0	2
Steve Wilkerson 2b	5	1	3	1	0	0	3	8	0
Steven Duggar rf	5	1	3	4	1	0	3	0	1
Tyler Krieger ss	3	0	0	0	1	1	0	4	2
Jon McGibbon 1b	5	0	0	0	0	0	13	0	1
Jay Baum 3b	3	0	0	0	1	0	2	2	0
Clate Schmidt p	0	0	0	0	0	0	0	1	0
Zack Erwin p	0	0	0	0	0	0	0	0	0
Matt Campbell p	0	0	0	0	0	0	0	0	0
Scott Firth p	0	0	0	0	0	0	0	0	0
Totals	42	6	12	6	6	6	33	17	13

Score by Innings	1	2	3	4	5	6	7	8	9	10	11	R	H	E
Wake Forest	0	0	2	0	0	0	2	0	0	0	0	4	9	2
Clemson	2	0	2	0	0	0	0	0	0	0	2	6	12	1

Clemson	ip	h	r	er	bb	so	ab	bf
Clate Schmidt	6.1	7	4	3	3	2	23	27
Zack Erwin	1.0	1	0	0	1	0	3	4
Matt Campbell	0.2	0	0	0	1	1	2	3
Scott Firth	3.0	1	0	0	1	4	10	11

Game 38 • Clemson 1, Miami (FL) 0

April 19, 2013 • Alex Rodriguez Park • Coral Gables, FL

Clemson 1 (27-11,13-6 ACC)

Player	ab	r	h	rbi	bb	so	po	a	lob
Tyler Slaton lf	4	0	1	0	0	2	2	0	0
Thomas Brittle cf	4	0	1	1	0	0	4	0	0
Garrett Boulware c	4	0	0	0	0	8	2	1	0
Shane Kennedy dh	4	0	0	0	2	0	0	1	
Steve Wilkerson 2b	3	0	1	0	0	1	0	3	0
Steven Duggar rf	3	0	1	0	0	1	1	0	0
Tyler Krieger ss	3	0	0	0	0	1	2	3	1
Jon McGibbon 1b	2	1	0	0	1	0	10	0	0
Jay Baum 3b	3	0	1	0	0	1	0	1	0
Daniel Gossett p	0	0	0	0	0	0	0	0	0
Matt Campbell p	0	0	0	0	0	0	1	0	0
Scott Firth p	0	0	0	0	0	0	0	0	0
Totals	30	1	5	1	1	8	27	10	3

Score by Innings	1	2	3	4	5	6	7	8	9	R	H	E
Clemson	0	0	0	0	0	1	0	0	0	1	5	0
Miami (FL)	0	0	0	0	0	0	0	0	0	0	4	0

DP - Clemson 1; Miami 1. LOB - Clemson 3; Miami 4. SB - PALMER(5); THOMPSON(1). CS - WILKERSON(2); BAUM(7); BARR(3).

Clemson	ip	h	r	er	bb	so	ab	bf
Daniel Gossett	7.0	3	0	0	2	10	23	25
Matt Campbell	1.0	1	0	0	0	0	3	3
Scott Firth	1.0	0	0	0	0	0	3	3

Win - GOSSETT (6-2). Loss - DIAZ (3-3). Save - FIRTH (3).
WP - GOSSETT 2(12).

Umpires - HP: Scott Erby 1B: Greg Street 3B: Troy Fullwood
Start: 7:05 PM Time: 2:21 Attendance: 2871

Miami (FL) 0 (25-16,8-11 ACC)

Player	ab	r	h	rbi	bb	so	po	a	lob
Tyler Palmer lf	4	0	1	0	0	0	1	0	0
Alexander Hernandez 2b/ss	4	0	0	0	0	2	1	4	0
Chantz Mack rf	4	0	0	0	0	1	1	0	0
David Thompson 3b	4	0	2	0	0	0	1	3	1
Alex San Juan dh	3	0	0	0	0	2	0	0	1
Garrett Kennedy c	2	0	0	0	1	1	7	2	0
Ricky Eusebio cf	3	0	0	0	0	2	0	0	1
Christopher Barr 1b	2	0	0	0	1	1	13	2	0
Brandon Lopez ss	2	0	0	0	0	1	2	4	1
Roger Gonzalez ph	1	0	1	0	0	0	0	0	0
John Lawroski pr/2b	0	0	0	0	0	0	0	0	0
Christian Diaz p	0	0	0	0	0	0	1	2	0
Eric Whaley p	0	0	0	0	0	0	0	0	0
Totals	29	0	4	0	2	10	27	17	4

Score by Innings	1	2	3	4	5	6	7	8	9	R	H	E
Clemson	0	0	0	0	0	1	0	0	0	1	5	0
Miami (FL)	0	0	0	0	0	0	0	0	0	0	4	0

Miami (FL)	ip	h	r	er	bb	so	ab	bf
Christian Diaz	8.0	4	1	1	1	1	7	26
Eric Whaley	1.0	1	0	0	0	1	4	4

Game 39 • Miami (FL) 2, Clemson 1

April 20, 2013 • Alex Rodriguez Park • Coral Gables, FL

Clemson 1 (27-12,13-7 ACC)

Player	ab	r	h	rbi	bb	so	po	a	lob
Tyler Slaton lf	4	0	0	0	0	1	1	0	1
Thomas Brittle cf	4	0	0	0	0	2	4	0	0
Garrett Boulware c	4	0	2	0	0	1	2	0	0
Shane Kennedy dh	4	0	0	0	1	0	0	1	
Steve Wilkerson 2b	3	1	0	0	1	2	5	5	0
Steven Duggar rf	2	0	0	0	2	1	3	0	1
Tyler Krieger ss	3	0	1	0	1	2	2	3	0
Jon McGibbon 1b	3	0	1	1	0	1	7	1	2
Kevin Bradley 3b	3	0	0	0	0	2	0	1	1
Joe Costigan ph	1	0	0	0	0	0	0	2	
Matthew Crownover p	0	0	0	0	0	0	0	0	0
Jonathan Meyer p	0	0	0	0	0	0	0	0	0
Patrick Andrews p	0	0	0	0	0	0	0	0	0
Totals	31	1	4	1	4	13	24	10	8

Score by Innings	1	2	3	4	5	6	7	8	9	R	H	E
Clemson	0	1	0	0	0	0	0	0	0	1	4	3
Miami (FL)	0	0	1	0	1	0	0	0	X	2	8	1

E - DUGGAR(1); KRIEGER(9); CROWNOWER(1); THOMPSON(5). DP - Clemson 3. LOB - Clemson 8; Miami 6. SH - PALMER(7). SF - MCGIBBON(2).

Clemson	ip	h	r	er	bb	so	ab	bf
Matthew Crownover	4.1	7	2	0	1	0	18	20
Jonathan Meyer	2.2	1	0	0	0	0	8	8
Patrick Andrews	1.0	0	0	0	1	0	3	4

Win - RADZIEWSKI (6-1). Loss - CROWNOWER (5-1). Save - NEDELJKOVIC (9).
WP - RADZIEWSKI(2).

Umpires - HP: Greg Street 1B: Troy Fullwood 3B: Scott Erby
Start: 1:06 PM Time: 2:38 Attendance: 2588

Miami (FL) 2 (26-16,9-11 ACC)

Player	ab	r	h	rbi	bb	so	po	a	lob
Tyler Palmer lf	3	1	1	0	0	0	0	3	0
Ricky Eusebio lf	0	0	0	0	0	0	0	0	0
Alexander Hernandez 2b	4	0	2	1	0	0	1	0	0
David Thompson 3b	3	0	0	0	1	0	0	2	0
Chantz Mack rf	4	0	3	1	0	0	0	0	0
Alex San Juan dh	4	0	0	0	0	0	0	0	3
Garrett Kennedy c	2	0	0	0	1	0	13	0	0
Brad Fieger 1b	3	0	1	0	0	0	4	1	1
Christopher Barr 1b	0	0	0	0	0	0	1	1	0
Brandon Lopez ss	3	0	0	0	0	0	0	1	2
Dale Carey cf	3	1	1	0	0	0	3	0	0
Bryan Radziewski p	0	0	0	0	0	0	1	2	0
AJ Salcines p	0	0	0	0	0	0	0	0	0
Eric Nedeljkovic p	0	0	0	0	0	0	1	0	0
Totals	29	2	8	2	2	0	27	7	6

Score by Innings	1	2	3	4	5	6	7	8	9	R	H	E
Clemson	0	1	0	0	0	0	0	0	0	1	4	3
Miami (FL)	0	0	1	0	1	0	0	0	X	2	8	1

Miami (FL)	ip	h	r	er	bb	so	ab	bf
Bryan Radziewski	7.0	2	1	1	4	10	23	28
AJ Salcines	1.0	0	0	0	0	1	3	3
Eric Nedeljkovic	1.0	2	0	0	0	2	5	5

Game 40 • Miami (FL) 7, Clemson 0

April 21, 2013 • Alex Rodriguez Park • Coral Gables, FL

Clemson 0 (27-13,13-8 ACC)

Player	ab	r	h	rbi	bb	so	po	a	lob
Tyler Slaton lf	4	0	1	0	0	1	1	0	0
Thomas Brittle cf	4	0	0	0	0	3	0	1	
Garrett Boulware c	4	0	0	0	0	1	1	0	
Shane Kennedy dh	4	0	1	0	0	1	0	1	
Steve Wilkerson 2b	4	0	3	0	0	1	3	6	0
Steven Duggar rf	4	0	0	0	0	4	1	2	
Tyler Krieger ss	3	0	0	0	0	1	3	1	

2013 CLEMSON BOXSCORES

Game 41 • Clemson 12, Western Carolina 1

April 24, 2013 • Doug Kingsmore Stadium • Clemson, SC

Western Carolina 1 (27-17)

Player	ab	r	h	rbi	bb	so	po	a	lob
Aaron Attaway ss	3	0	1	0	0	1	1	1	1
J.D. Long ph/ss	2	0	0	0	0	2	0	0	4
Julian Ridings cf	4	0	0	0	0	1	2	0	0
Tyler White 3b	4	0	1	0	0	1	1	0	0
Adam Martin c/rf	2	0	0	0	1	1	3	0	0
Cody Jones rf	1	0	0	0	0	0	0	0	0
Jacob Hoyle 1b	3	0	0	0	0	2	7	0	2
Bryant Noteboom 1b	1	0	0	0	0	0	1	0	1
Dykota Spiess lf	2	1	1	0	1	1	0	0	0
Luke Gragg lf	1	0	1	0	0	0	1	0	0
Dale Urquhart dh	3	0	1	0	1	0	0	0	0
Bradley Strong 2b	2	0	2	1	0	0	0	3	0
Reece Strong ph/2b	2	0	1	0	0	0	1	0	0
Austin Neary rf	2	0	0	0	0	0	3	0	1
Danny Bernudez c	2	0	1	0	0	0	4	0	0
Jonathan Waszak p	0	0	0	0	0	0	0	0	0
Jon Nadale p	0	0	0	0	0	0	0	0	0
Alex Barr p	0	0	0	0	0	0	1	0	0
Colton Davis p	0	0	0	0	0	0	0	0	0
Bryce Danielson p	0	0	0	0	0	0	0	0	0
Thomas Young p	0	0	0	0	0	0	0	0	0
John McClure p	0	0	0	0	0	0	0	0	0
Totals	34	1	9	1	3	9	24	7	9

Score by Innings	1	2	3	4	5	6	7	8	9	R	H	E
Western Carolina	0	0	0	0	1	0	0	0	0	1	9	2
Clemson	0	1	4	4	0	3	0	0	X	12	17	0

E - ATTAWAY(12); NADALE(2). DP - W. Carolina 1; Clemson 1. LOB - W. Carolina 9; Clemson 13. 2B - WHITE(21); URQUHART(1); WILKERSON(11); KENNEDY(5). 3B - BAUM(1). HBP - MCGIBBON. SH - DUGGAR(2). SF - KENNEDY(5). SB - DUGGAR(9); BOULWARE(1); KENNEDY(11). CS - SPIESS(1).

Western Carolina	ip	h	r	er	bb	so	ab	bf
Jonathan Waszak	2.0	4	3	3	1	2	10	11
Jon Nadale	1.1	5	5	3	1	0	7	9
Alex Barr	1.2	2	2	1	3	1	7	10
Colton Davis	0.1	2	2	2	1	0	2	4
Bryce Danielson	0.2	1	0	0	0	2	3	4
Thomas Young	1.0	2	0	0	1	0	5	6
John McClure	1.0	1	0	0	1	2	4	5

Win - ERWIN (3-0). Loss - WASZAK (0-1). Save - None.
HBP - by DANIELSON (McGIBBON). PB - MARTIN(2); BOULWARE(4).

Umpires - HP: Jay Furlong 1B: Steve Manders 3B: Kevin Elzey
Start: 7:52 PM Time: 3:10 Attendance: 4165
WASZAK faced 2 batters in the 3rd.
BARR faced 1 batter in the 6th.
YOUNG faced 1 batter in the 8th.

Clemson 12 (28-13)

Player	ab	r	h	rbi	bb	so	po	a	lob
Tyler Slaton lf	3	2	2	0	1	1	3	0	0
Mike Triller ph/cf	2	0	2	1	0	0	1	0	0
Steve Wilkerson 2b	3	2	1	1	1	1	3	1	1
Mike Dunster ph/2b	2	0	0	0	0	2	2	0	3
Steven Duggar rf	3	2	2	0	2	0	2	0	0
Garrett Bouliware c	4	2	3	4	0	0	8	1	1
Kevin Bradley ph/c	2	0	0	0	0	1	1	0	3
Shane Kennedy 3b	3	2	2	1	0	1	0	0	0
Jay Baum 3b	1	0	1	0	0	0	1	2	0
Joe Costigan dh	2	1	1	0	2	0	0	0	0
D.J. Reader ph/dh	0	0	0	0	0	1	0	0	0
Tyler Krieger ss	4	0	1	1	1	0	3	2	4
Jon McGibbon 1b	4	1	2	1	0	0	2	1	0
Thomas Brittle cf	3	0	0	0	0	0	0	0	1
Maleekee Gibson ph/lf	2	0	0	0	0	1	0	0	0
Zack Erwin p	0	0	0	0	0	0	1	1	0
Brody Koerner p	0	0	0	0	0	0	0	0	0
Joseph Moorefield p	0	0	0	0	0	0	0	0	0
Clay Bates p	0	0	0	0	0	0	0	0	0
Jackson Campana p	0	0	0	0	0	0	0	0	0
Totals	38	12	17	9	8	7	27	8	13

Score by Innings	1	2	3	4	5	6	7	8	9	R	H	E
Georgia Tech	0	0	0	0	0	0	1	0	2	3	8	2
Clemson	0	0	0	0	2	1	5	3	X	11	13	1

E - GONZALEZ(11); MURRAY(8); KRIEGER(10). DP - Georgia Tech 1. LOB - Georgia Tech 7; Clemson 10. 2B - EVANS(7); GONZALEZ(7); DOVE(12); SPINGOLA(2); WILKERSON(12); BOULWARE(7). SF - BAUM(1). SB - DUGGAR(10).

Georgia Tech	ip	h	r	er	bb	so	ab	bf
Buck Farmer	6.1	9	8	4	5	4	29	34
Devin Stanton	0.0	0	0	0	1	0	0	1
Joe Wiseman p	0.2	0	0	0	1	0	2	3
DeAndre Smelter	0.1	3	3	1	0	3	5	
Jared Jilson	0.2	1	0	0	0	0	2	2

Win - GOSSETT (7-2). Loss - FARMER (7-3). Save - None.
BK - GOSSETT(1).

Umpires - HP: Mark Chapman 1B: Joe Marion 3B: David Brown
Start: 2:37 PM Time: 2:56 Attendance:
STANTON faced 1 batter in the 7th.

Game 42 • Clemson 11, Georgia Tech 3

April 26, 2013 (Game 1) • Doug Kingsmore Stadium • Clemson, SC

Georgia Tech 3 (27-15,11-11 ACC)

Player	ab	r	h	rbi	bb	so	po	a	lob
Kyle Wren lf	4	0	0	0	1	2	1	0	1
Brandon Thomas cf	4	0	0	0	0	1	3	0	0
Daniel Palka rf	3	0	1	0	1	2	3	0	1
Zane Evans c	4	1	1	0	0	0	5	0	2
Grant Wrubel c	0	0	0	0	0	0	0	0	0
Matt Gonzalez 2b	4	1	1	0	0	0	3	1	0
Sam Dove 3b	4	1	2	1	0	0	1	0	0
A.J. Murray 1b	4	0	2	1	0	0	6	1	0
Matt Hyde ss	4	0	0	0	0	2	1	6	1
Daniel Spingola dh	4	0	1	0	0	0	0	0	2
Buck Farmer p	0	0	0	0	0	0	1	1	0
Devin Stanton p	0	0	0	0	0	0	0	0	0
Joe Wiseman p	0	0	0	0	0	0	0	0	0
DeAndre Smelter p	0	0	0	0	0	0	0	0	0
Jared Jilson p	0	0	0	0	0	0	1	0	0
Totals	35	3	8	2	2	7	24	10	7

Score by Innings	1	2	3	4	5	6	7	8	9	R	H	E
Georgia Tech	0	0	0	0	0	0	1	0	2	3	8	2
Clemson	0	0	0	0	2	1	5	3	X	11	13	1

E - GONZALEZ(11); MURRAY(8); KRIEGER(10). DP - Georgia Tech 1. LOB - Georgia Tech 7; Clemson 10. 2B - EVANS(7); GONZALEZ(7); DOVE(12); SPINGOLA(2); WILKERSON(12); BOULWARE(7). SF - BAUM(1). SB - DUGGAR(10).

Georgia Tech	ip	h	r	er	bb	so	ab	bf
Buck Farmer	6.1	9	8	4	5	4	29	34
Devin Stanton	0.0	0	0	0	1	0	0	1
Joe Wiseman	0.2	0	0	0	1	0	2	3
DeAndre Smelter	0.1	3	3	1	0	3	5	
Jared Jilson	0.2	1	0	0	0	0	2	2

Win - GOSSETT (7-2). Loss - FARMER (7-3). Save - None.
BK - GOSSETT(1).

Umpires - HP: Mark Chapman 1B: Joe Marion 3B: David Brown
Start: 2:37 PM Time: 2:56 Attendance:
STANTON faced 1 batter in the 7th.

Clemson 11 (29-13,14-8 ACC)

Player	ab	r	h	rbi	bb	so	po	a	lob
Tyler Slaton lf	4	0	0	1	1	1	2	0	0
Steve Wilkerson 2b	5	1	2	1	0	0	1	0	5
Mike Dunster 2b	0	0	0	0	0	0	1	0	0
Steven Duggar rf	3	2	2	0	2	1	2	0	0
Garrett Bouliware c	4	1	1	1	0	0	6	0	2
Kevin Bradley ph/c	1	1	1	0	0	0	1	0	0
Shane Kennedy 3b	3	0	0	0	0	0	2	0	0
Jay Baum 3b	0	1	0	1	1	0	1	0	0
Joe Costigan dh	3	0	1	0	0	2	0	0	1
Jon McGibbon 1b	2	3	1	0	0	0	0	0	0
Tyler Krieger ss	3	1	3	2	2	0	2	4	0
Jon McGibbon 1b	3	1	2	3	2	0	6	0	0
Thomas Brittle cf	4	0	0	1	0	0	3	0	1
Mike Triller ph/cf	1	0	0	0	0	0	0	0	1
Daniel Gossett p	0	0	0	0	0	0	0	2	0
Matt Campbell p	0	0	0	0	0	0	0	0	0
Mike Kent p	0	0	0	0	0	0	0	0	0
Totals	36	11	13	10	8	4	27	6	10

Score by Innings	1	2	3	4	5	6	7	8	9	R	H	E
Georgia Tech	0	0	0	0	0	0	1	0	2	3	8	2
Clemson	0	0	0	0	2	1	5	3	X	11	13	1

E - GONZALEZ(11); MURRAY(8); KRIEGER(10). DP - Georgia Tech 1. LOB - Georgia Tech 7; Clemson 10. 2B - EVANS(7); GONZALEZ(7); DOVE(12); SPINGOLA(2); WILKERSON(12); BOULWARE(7). SF - BAUM(1). SB - DUGGAR(10).

Georgia Tech	ip	h	r	er	bb	so	ab	bf
Buck Farmer	6.1	9	8	4	5	4	29	34
Devin Stanton	0.0	0	0	0	1	0	0	1
Joe Wiseman	0.2	0	0	0	1	0	2	3
DeAndre Smelter	0.1	3	3	1	0	3	5	
Jared Jilson	0.2	1	0	0	0	0	2	2

Win - GOSSETT (7-2). Loss - FARMER (7-3). Save - None.
BK - GOSSETT(1).

Umpires - HP: Mark Chapman 1B: Joe Marion 3B: David Brown
Start: 2:37 PM Time: 2:56 Attendance:
STANTON faced 1 batter in the 7th.

R	H	E
3	8	2
11	13	1

E - GONZALEZ(11); MURRAY(8); KRIEGER(10). DP - Georgia Tech 1. LOB - Georgia Tech 7; Clemson 10. 2B - EVANS(7); GONZALEZ(7); DOVE(12); SPINGOLA(2); WILKERSON(12); BOULWARE(7). SF - BAUM(1). SB - DUGGAR(10).

Clemson	ip	h	r	er	bb	so	ab	bf
Daniel Gossett	7.0	5	1	1	2	4	25	27
Matt Campbell	1.0	1	0	0	0	2	4	4
Mike Kent	1.0	2	2	1	0	1	6	6

Game 43 • Clemson 4, Georgia Tech 3 (11 Innings)

April 26, 2013 (Game 2) • Doug Kingsmore Stadium • Clemson, SC

Georgia Tech 3 (27-16,11-12 ACC)

Player	ab	r	h	rbi	bb	so	po	a	lob
Kyle Wren lf	6	1	2	0	0	0	4	0	2
Brandon Thomas cf	3	0	1	0	0	0	5	1	0
Zane Evans dh/p	4	1	2	1	1	1	1	1	0
Daniel Palka rf	4	0	1	0	1	3	1	0	2
Sam Dove 3b	5	1	2	1	0	0	2	1	2
A.J. Murray 1b	5	0	0	0	0	2	9	3	3
Matt Gonzalez 2b	5	0	0	0	0	0	4	5	0
Matt Hyde ss	3	0	1	1	2	1	2	5	0
Mitch Earnest c	5	0	1	0	0	1	5	0	1
Dusty Isaacs p	0	0	0	0	0	0	1	0	0
Alex Cruz p	0	0	0	0	0	0	0	0	0
Totals	40	3	10	3	4	10	32	16	10

Score by Innings	1	2	3	4	5	6	7	8	9	10	11	R	H	E
Georgia Tech	0	0	0	0	0	2	0	0	1	0	0	3	10	5
Clemson	0	0	0	0	0	0	0	1	2	0	1	4	5	0

Note: 2 outs, 3 runners LOB when the game ended.

<

2013 CLEMSON BOXSCORES

Game 45 • Maryland 7, Clemson 2

May 4, 2013 • Doug Kingsmore Stadium • Clemson, SC

Maryland 7 (28-21,9-16 ACC)

Player	ab	r	h	rbi	bb	so	po	a	lob
Charlie White cf	5	0	2	1	1	0	2	0	0
Jordan Hagel rf	5	1	2	2	1	2	2	0	2
LaMonte Wade, Jr. 1b	5	0	2	0	0	2	9	1	4
Kevin Martin dh	6	2	1	0	0	0	0	2	
Kyle Conviszar 2b	4	2	3	1	0	0	2	0	
Anthony Papio lf	5	0	1	0	0	1	0	0	2
Jack Cleary c	4	1	2	2	1	2	11	0	
Blake Schmit ss	5	1	1	0	0	0	2	2	3
Jose Cuas 3b	4	0	0	0	1	1	0	2	2
Jimmy Reed p	0	0	0	0	0	0	1	0	0
Kevin Mooney p	0	0	0	0	0	0	1	0	
Totals	43	7	14	6	4	8	27	8	15

Clemson 2 (30-15,15-10 ACC)

Player	ab	r	h	rbi	bb	so	po	a	lob
Tyler Slaton lf	4	0	0	0	0	2	1	0	2
Steve Wilkerson 2b	4	0	0	0	0	3	2	3	1
Steven Duggar rf	2	1	0	0	2	1	2	1	0
Garrett Boulware c	4	0	0	0	1	8	0	1	
Shane Kennedy dh	4	1	1	2	0	1	0	0	0
Tyler Krieger ss	4	0	0	0	2	1	5	0	
Jon McGibbon 1b	1	0	0	0	0	0	2	0	0
Maleeke Gibson ph	0	0	0	0	1	0	0	0	0
Kevin Bradley 1b	2	0	0	0	0	0	7	0	0
Thomas Brittle cf	2	0	1	0	1	0	2	0	1
Jay Baum 3b	3	0	2	0	0	1	2	2	0
Daniel Gossett p	0	0	0	0	0	0	0	1	0
Jonathan Meyer p	0	0	0	0	0	0	0	0	0
Kyle Schnell p	0	0	0	0	0	0	0	0	0
Clay Bates p	0	0	0	0	0	0	0	0	0
Totals	30	2	4	2	4	11	27	12	5

Score by Innings	1	2	3	4	5	6	7	8	9	R	H	E
Maryland	0	3	1	1	0	2	0	0	0	7	14	0
Clemson	0	0	0	2	0	0	0	0	0	2	4	3

E - KRIEGER(11); BAUM(6); BATES(2). DP - Maryland 1; Clemson 1. LOB - Maryland 15; Clemson 5. 2B - WADE(13); MARTIR(9); CLEARY(9). HR - HAGEL(3); CONVISSAR(1); KENNEDY(3). HBP - WADE; CONVISSAR. SB - WHITE(38).

Maryland	ip	h	r	er	bb	so	ab	bf
Jimmy Reed	8.0	4	2	2	4	11	27	31
Kevin Mooney	1.0	0	0	0	0	0	3	3

Clemson	ip	h	r	er	bb	so	ab	bf
Daniel Gossett	2.1	5	4	1	2	3	13	16
Jonathan Meyer	3.1	7	3	3	0	3	18	18
Kyle Schnell	2.1	2	0	0	1	2	9	10
Clay Bates	1.0	0	0	0	1	0	3	5

Win - REED (6-3). Loss - GOSSETT (7-3). Save - None.

WP - GOSSETT(13); SCHNELL(1). HBP - by GOSSETT (CONVISSAR); by BATES (WADE). PB - CLEARY(5); BOULWARE(6).

Umpires - HP: Tom Baldinelli 1B: Manny Salazar 3B: Danny Collins
Start: 1:09 PM Time: 3:25 Attendance: 4195

Game 46 • Clemson 3, Maryland 2

May 6, 2013 (Game 1) • Doug Kingsmore Stadium • Clemson, SC

Maryland 2 (28-22,9-17 ACC)

Player	ab	r	h	rbi	bb	so	po	a	lob
Charlie White cf	4	2	2	0	1	2	0	3	
Jordan Hagel rf	4	0	2	0	0	3	0	2	
Kyle Conviszar 2b	3	0	0	0	0	1	4	0	
Kevin Martin c	3	0	0	1	0	3	0	1	
LaMonte Wade, Jr. 1b	4	0	1	0	0	11	2	1	
K.J. Hockaday dh/3b	4	0	0	0	2	0	0	0	
Anthony Papio lf	4	0	1	0	0	1	0	0	
Blake Schmit ss	3	0	3	0	0	0	1	5	0
Jose Cuas 3b	2	0	1	0	0	0	0	1	1
Andrew Amaro ph	1	0	0	0	0	0	0	0	0
Jared Price p	0	0	0	0	0	0	0	0	0
Greg Olenski ph	1	0	0	0	1	0	0	0	0
Jake Stinnett p	0	0	0	0	0	3	1	0	
Totals	33	2	10	1	1	5	24	13	8

Clemson 3 (31-15,16-10 ACC)

Player	ab	r	h	rbi	bb	so	po	a	lob
Maleeke Gibson dh	4	0	0	0	0	0	0	0	0
Steve Wilkerson 2b	4	1	2	1	0	0	2	2	0
Steven Duggar rf	3	0	0	0	1	0	4	0	0
Garrett Boulware c	2	0	0	1	0	1	5	0	0
Shane Kennedy 3b	2	1	1	0	1	0	1	2	0
Jay Baum 3b	0	0	0	0	0	0	0	0	0
Tyler Krieger ss	4	0	0	0	0	1	1	6	5
Jon McGibbon 1b	3	0	2	1	0	0	12	0	0
Tyler Slaton lf	3	0	0	0	0	0	0	0	1
Thomas Brittle cf	2	1	0	0	1	1	2	0	0
Zack Erwin p	0	0	0	0	0	0	0	3	0
Patrick Andrews p	0	0	0	0	0	0	0	1	0
Scott Firth p	0	0	0	0	0	0	0	0	0
Totals	27	3	5	3	3	3	27	14	6

Score by Innings	1	2	3	4	5	6	7	8	9	R	H	E
Maryland	0	0	0	0	0	1	0	1	0	2	10	1
Clemson	0	1	0	0	2	0	0	X		3	5	1

E - STINNETT(1); KENNEDY(3). DP - Maryland 1; Clemson 1. LOB - Maryland 8; Clemson 6. 2B - WILKERSON(13). HBP - SCHMIT; BOULWARE; BAUM. SH - CONVISSAR(6); MARTIR(6). SF - BOULWARE(2). SB - WHITE(39); KENNEDY(12).

Maryland	ip	h	r	er	bb	so	ab	bf
Jake Stinnett	7.2	5	3	2	3	2	26	32
Jared Price	0.1	0	0	0	0	1	1	1

Clemson	ip	h	r	er	bb	so	ab	bf
Zack Erwin	6.0	5	1	1	1	0	20	23
Patrick Andrews	2.0	3	1	1	0	2	8	8
Scott Firth	1.0	2	0	0	0	3	5	6

Win - ERWIN (4-0). Loss - STINNETT (5-5). Save - FIRTH (4).

HBP - by STINNETT (BOULWARE); by STINNETT (BAUM); by FIRTH (SCHMIT). BK - ANDREWS(1).

Umpires - HP: Manny Salazar 1B: Danny Collins 3B: Tom Baldinelli
Start: 1:34 PM Time: 2:36 Attendance:

Game 47 • Clemson 9, Maryland 5

May 6, 2013 (Game 2) • Doug Kingsmore Stadium • Clemson, SC

Maryland 5 (28-23,9-18 ACC)

Player	ab	r	h	rbi	bb	so	po	a	lob
Charlie White cf	5	1	4	2	0	0	3	0	0
Jordan Hagel rf	5	1	0	0	0	2	1	0	2
Kyle Conviszar 2b	4	0	0	1	0	1	0	4	1
Kevin Martin dh/c	4	0	1	0	0	0	1	0	0
LaMonte Wade, Jr. 1b	3	0	0	0	1	0	11	1	0
Jack Cleary c	2	1	0	0	1	0	4	2	0
Andrew Amaro ph	1	0	0	0	0	1	0	0	0
Kevin Mooney p	0	0	0	0	0	0	0	0	0
Anthony Papio lf	3	1	0	0	1	0	1	0	0
Blake Schmit ss	4	1	2	0	0	0	1	1	4
Jose Cuas 3b	4	0	1	1	0	0	1	2	0
Alex Robinson p	0	0	0	0	0	0	0	1	0
Brandon Casas p	0	0	0	0	0	0	1	0	0
Jared Price p	0	0	0	0	0	0	1	0	
Totals	35	5	8	4	3	4	24	12	7

Clemson 9 (32-15,17-10 ACC)

Player	ab	r	h	rbi	bb	so	po	a	lob
Tyler Slaton lf	3	0	0	0	0	1	5	0	2
Steve Wilkerson 2b	5	1	2	0	0	1	0	1	2
Steven Duggar rf	1	1	0	0	0	1	0	1	0
Garrett Boulware c	4	2	2	1	1	0	5	0	0
Shane Kennedy dh	5	2	2	1	0	0	0	0	2
Tyler Krieger ss	4	2	2	2	1	0	2	3	1
Jon McGibbon 1b	3	0	1	2	1	2	9	3	1
Thomas Brittle cf	2	0	1	2	1	0	3	0	0
Jay Baum 3b	2	0	0	0	0	0	0	1	2
Kevin Bradley ph/3b	0	0	0	1	1	0	1	0	1
Matthew Crownover p	0	0	0	0	0	0	1	1	0
Clate Schmidt p	0	0	0	0	0	0	0	0	0
Joseph Moorefield p	0	0	0	0	0	0	0	0	0
Mike Kent p	0	0	0	0	0	0	0	0	0
Matt Campbell p	0	0	0	0	0	0	0	0	0
Totals	32	9	12	9	6	4	27	10	10

Score by Innings	1	2	3	4	5	6	7	8	9	R	H	E
Maryland	0	0	0	0	0	0	5	0	0	5	8	0
Clemson	4	0	0	0	3	1	0	1	X	9	12	3

E - WILKERSON(12); BAUM(7); BRADLEY(2). DP - Maryland 2. LOB - Maryland 7; Clemson 10. 2B - SCHMIT(7); KRIEGER(8). HBP - SLATON 2; MCGIBBON. SH - BRITTLE(3). SF - CONVISSAR(4); BRADLEY(1). CS - WHITE(6).

Maryland	ip	h	r	er	bb	so	ab	bf
Alex Robinson	4.1	9	7	7	3	1	19	25
Brandon Casas	1.2	2	1	1	1	0	6	8
Jared Price	1.0	0	0	0	1	2	3	5
Kevin Mooney	1.0	1	1	1	1	1	4	5

Clemson	ip	h	r	er	bb	so	ab	bf
Matthew Crownover	6.0	4	0	0	1	2	22	23
Clate Schmidt	0.0	1	3	2	1	0	2	3
Joseph Moorefield	0.0	2	2	0	0	0	2	2
Mike Kent	1.0	0	0	0	0	0	2	3
Matt Campbell	2.0	1	0	0	1	2	7	8

Win - CROWNCOVER (6-1). Loss - ROBINSON (1-3). Save - CAMPBELL (7).

HBP - by ROBINSON (SLATON); by ROBINSON (MCGIBBON); by PRICE (SLATON). PB - BOULWARE(7).

Umpires - HP: Danny Collins 1B: Tom Baldinelli 3B: Manny Salazar
Start: 7:04 PM Time: 3:05 Attendance: 4682
SCHMITT faced 3 batters in the 7th.
MOOREFIELD faced 2 batters in the 7th.

Game 48 • Clemson 14, Furman 2

May 8, 2013 (Game 1) • Fluor Field • Greenville, SC

Furman 2 (26-21)

Player	ab	r	h	rbi	bb	so	po	a	lob
Hunter Burton ss	3	0	0	0	0	1	3	2	0
Jarrold Rickman ph	1	0	1	1	0	0	0	0	0
Matt Towamicki pr/ss	1	1	0	0	0	0	1	0	0
Jake Jones lf	2	0	1	0	1	1	1	0	0
Griffin Davis ph/lf	1	0	1	1	0	0	1	0	0
Will Muzika cf	3	0	0	0	1	0	0	0	2
Taylor Johnson rf	2	0	0	0	1	2	0	0	1
Max Kadish ph/rf	1	0	0	0	1	0	0	0	0
Greg Harrison dh	2	0	0	0	1	0	0	0	0
Heath Burton ph/dh	1	0	1	0	0	0	0	0	0
Alex Abrams 1b	1	0	0	0	2	1	8	1	0
Harrison Farmer ph/1b	0	0	0	0	0	0	1	0	0
Paul Nitto 3b	1	0	0	0	0	1	1	0	0
Jordan Simpson ph/2b	1	0	0	0	0	0	0	0	1
Chris Ohmstedt 2b/3b	4	0	0	0	0	1	0	2	1
Andrew MacLatchie c	4	0	0	0	0	9	2	1	0
Ryan Dittmar p	0	0	0	0	0	0	1	0	0
Jake Wolff p	0	0	0	0	0	0	0	1	0
Ryan Morse p	0	0	0	0	0	0	0	0	0
Ryan Griffith p	0	0	0	0	0	0	0	0	0
Emil Brignola p	0	0	0	0	0	0	0	0	0
Totals	30	2	4	2	6	8	24	10	8

2013 CLEMSON BOXSCORES

Game 49 • Clemson 12, Furman 2

May 8, 2013 (Game 2) • Fluor Field • Greenville, SC

Clemson 12 (34-15)

Player	ab	r	h	rbi	bb	so	po	a	lob
Maleeek Gibson dh	4	2	2	1	0	1	0	0	1
Kevin Bradley ph/dh	1	0	0	1	0	1	2	0	0
Steve Wilkerson 2b	4	1	2	1	2	0	2	0	0
Steven Dugger rf	6	0	2	0	0	1	2	0	4
Garrett Boulware c	3	0	0	0	1	0	4	2	1
Mike Dunster ph	0	1	0	0	1	0	0	0	0
Jackson Campana p	1	0	0	0	0	0	1	0	0
Shane Kennedy 3b	3	3	1	1	1	0	1	3	0
Jay Baum ph/3b	1	1	1	1	0	0	0	0	0
Tyler Krieger ss	3	2	1	1	2	0	3	5	1
Jon McGibbon 1b	4	2	4	3	0	0	8	1	0
D.J. Reader 1b	0	0	0	0	0	0	2	0	0
Thomas Brittle cf	4	0	1	1	0	1	2	0	0
Tyler Slaton lf	2	0	0	0	0	0	0	1	0
Joe Costigan ph	1	0	0	0	0	1	0	0	0
Mike Triller lf	0	0	0	0	2	0	0	0	0
Jonathan Meyer p	0	0	0	0	0	0	1	0	0
Kyle Schnell p	0	0	0	0	0	0	1	0	0
Totals	37	12	14	10	9	5	27	15	10

Furman 2 (26-22)

Player	ab	r	h	rbi	bb	so	po	a	lob
Hunter Burton ss	4	0	1	0	0	1	1	1	3
Matt Towamick ss	1	0	0	0	0	1	0	1	0
Griffin Davis lf	4	0	2	0	0	0	0	1	0
Harrison Farmer ph	0	0	0	0	1	0	0	0	0
Will Musika cf	5	0	0	0	0	2	1	0	3
Taylor Johnson rf	4	0	0	0	0	2	5	0	1
Greg Harrison dh	3	0	2	0	1	0	0	0	0
Heath Burton pr/dh	0	0	0	0	0	0	0	0	0
Alex Abrams 1b	3	1	2	0	0	0	11	1	0
Jarrod Rickman ph/1b	1	0	0	0	0	0	0	0	0
Paul Nitto c	3	0	0	0	0	0	4	1	1
Zack Greenwell ph/c	1	0	0	0	0	0	1	0	0
Chris Ohmstede 3b	4	1	1	0	0	1	0	2	1
Jordan Simpson 2b	3	0	1	2	1	0	3	6	0
Nate Smith p	0	0	0	0	0	0	0	0	0
Brant Masters p	0	0	0	0	0	0	0	0	0
Elliott Warford p	0	0	0	0	0	0	0	1	0
Ben Carlson p	0	0	0	0	0	0	0	0	0
Drake Browne p	0	0	0	0	0	0	0	0	0
Matt Solter p	0	0	0	0	0	0	1	0	0
Matt Plate p	0	0	0	0	0	0	0	0	0
Emil Brignola p	0	0	0	0	0	0	0	0	0
Totals	36	2	9	2	3	7	27	14	10

Score by Innings	1	2	3	4	5	6	7	8	9	R	H	E
Clemson	0	1	2	0	0	4	3	2	0	12	14	1
Furman	0	0	0	2	0	0	0	0	0	2	9	3

E - KENNEDY(5); OHMSTED(12); SIMPSON(9); WARFORD(5), DP - Furman 1. LOB - Clemson 10; Furman 10, 2B - DAVIS(9); HARRISON(10); ABRAMS(9), 3B - BAUM(2), HR - KENNEDY(4), SH - BRITTLE(4), SF - BRADLEY(2); MCGIBBON(3), SB - GIBSON(2); KENNEDY 3(16); KRIEGER(4); MCGIBBON(5); HU, BURTON(11), CS - HARRISON(1).

Clemson	ip	h	r	er	bb	so	ab	bf
Jonathan Meyer	4.2	9	2	1	1	3	23	24
Kyle Schnell	2.1	0	0	0	0	2	7	7
Jackson Campana	2.0	0	0	0	2	2	6	8

Furman	ip	h	r	er	bb	so	ab	bf
Nate Smith	2.0	3	1	1	0	0	8	9
Brant Masters	1.0	2	2	1	1	0	5	6
Elliott Warford	2.0	1	0	0	0	1	7	7
Ben Carlson	0.2	4	4	4	1	2	6	7
Drake Browne	0.2	2	3	3	0	0	4	7
Matt Solter	0.2	0	0	0	1	0	1	3
Matt Plate	1.0	1	2	2	3	1	3	7
Emil Brignola	1.0	1	0	0	0	1	3	3

Win - SCHNELL (2-0), Loss - SMITH (4-4), Save - None.
WP - CAMPANA(2); MEYER 2(2); SMITH(6).

Umpires - HP: Jeremy Dupree 1B: Danny Everett 3B: Randy Watkins
Start: 7:04 PM Time: 3:17 Attendance: 3410

Game 51 • Clemson 7, Georgia Southern 0

May 11, 2013 • Doug Kingsmore Stadium • Clemson, SC

Georgia Southern 0 (25-25)

Player	ab	r	h	rbi	bb	so	po	a	lob
Scooter Williams lf	3	0	1	0	1	1	3	0	1
Ben Morgan ss	3	0	1	0	1	0	1	4	0
Chase Griffin c	4	0	0	0	0	2	8	1	0
Brent Pugh c	0	0	0	0	0	2	0	0	0
T.D. Davis 1b	2	0	0	0	0	2	1	0	0
Garren Palmer ph/1b	2	0	0	0	0	2	3	0	0
Robbie Dodds rf	4	0	0	0	0	1	0	0	3
Zac Lenns dh	2	0	0	0	0	1	0	0	0
Michael McClellan ph	0	0	0	0	1	0	0	0	0
Stryker Brown 3b	3	0	1	0	0	0	2	0	0
Tyler Avera 2b	4	0	1	0	0	0	2	1	2
Kyle Streicher cf	2	0	0	0	1	1	2	0	2
Jason Richman p	0	0	0	0	0	0	1	0	0
Sam Howard p	0	0	0	0	0	0	1	0	0
Evan Challenger p	0	0	0	0	0	0	0	0	0
Totals	29	0	4	0	4	10	24	10	8

Clemson 7 (36-15)

Player	ab	r	h	rbi	bb	so	po	a	lob
Maleeek Gibson dh	3	1	1	1	0	0	0	0	0
D.J. Reader ph/dh	1	0	0	0	0	1	0	0	0
Steve Wilkerson 2b	2	1	1	0	2	1	1	4	0
Mike Dunster ph/2b	1	0	0	0	0	1	0	0	0
Steven Dugger rf	4	1	3	0	0	0	0	0	3
Joe Costigan ph/lf	1	0	0	0	0	1	0	0	0
Garrett Boulware c	4	2	2	1	0	1	8	0	0
Kevin Bradley c	0	0	0	0	0	0	2	0	0
Shane Kennedy 3b	4	1	2	1	0	0	1	4	1
Jay Baum 3b	0	0	0	0	0	0	0	0	0
Jon McGibbon 1b	3	1	0	0	0	1	11	1	0
Tyler Krieger ss	4	0	2	0	0	0	1	2	0
Thomas Brittle cf	3	0	1	1	1	0	0	1	0
Mike Triller lf	4	0	0	0	2	1	0	3	0
Tyler Slaton lf	0	0	0	0	0	0	1	0	0
Matthew Crownover p	0	0	0	0	0	0	0	2	0
Patrick Andrews p	0	0	0	0	0	0	0	1	0
Jackson Campana p	0	0	0	0	0	0	0	0	0
Totals	34	7	12	4	3	8	27	14	8

Score by Innings	1	2	3	4	5	6	7	8	9	R	H	E
Georgia Southern	0	0	0	0	0	0	0	0	0	0	4	2
Clemson	1	1	1	0	0	0	4	0	X	7	12	0

E - RICHMAN(2); HOWARD(1), DP - Ga. Southern 1. LOB - Ga. Southern 8; Clemson 8, 2B - KRIEGER(9), HBP - LENNS.
SH - BROWN(1); MCGIBBON(1), SF - GIBSON(1), SB - MORGAN(21); KRIEGER(6), CS - WILLIAMS(4); DUGGAR(7).

Georgia Southern	ip	h	r	er	bb	so	ab	bf
Jason Richman	2.0	5	3	2	2	1	10	13
Sam Howard	4.2	7	4	2	1	5	20	22
Evan Challenger	1.1	0	0	0	0	2	4	4

Clemson	ip	h	r	er	bb	so	ab	bf
Matthew Crownover	7.0	3	0	0	3	8	22	27
Patrick Andrews	1.0	0	0	0	0	0	3	3
Jackson Campana	1.0	1	0	0	1	2	4	5

Win - CROWNOVER (7-1), Loss - RICHMAN (4-4), Save - None.
WP - RICHMAN(9); HOWARD(9), HBP - by CROWNOVER (LENNS).

Umpires - HP: John Pierce 1B: Craig Barron 3B: Danny Everett
Start: 6:38 PM Time: 2:22 Attendance: 5347
RICHMAN faced 1 batter in the 3rd.

Game 50 • Clemson 7, Georgia Southern 1

May 10, 2013 • Doug Kingsmore Stadium • Clemson, SC

Georgia Southern 1 (25-24)

Player	ab	r	h	rbi	bb	so	po	a	lob
Scooter Williams lf	2	1	0	0	1	1	3	0	0
Ben Morgan ss	4	0	2	1	0	2	4	2	0
Chase Griffin c	4	0	0	0	0	2	4	3	3
T.D. Davis 1b	2	0	0	0	0	0	5	1	1
Garren Palmer 1b	2	0	0	0	0	4	1	0	0
Robbie Dodds rf	4	0	0	0	0	2	0	0	0
Tyler Avera 2b	4	0	1	0	0	2	2	1	0
Zac Lenns dh	2	0	0	0	0	2	0	0	1
Kyle Streicher cf	3	0	0	0	0	3	1	1	1
Brent Pugh 3b	1	0	0	0	0	1	0	2	0
Stryker Brown ph/3b	1	0	0	0	1	0	0	1	0
Justin Hess p	0	0	0	0	0	0	0	0	0
Drew Johnson p	0	0	0	0	0	0	0	1	0
Clint Taylor p	0	0	0	0	0	0	1	0	0
Totals	29	1	3	1	4	13	24	13	6

Clemson 7 (35-15)

Player	ab	r	h	rbi	bb	so	po	a	lob
Maleeek Gibson dh	3	1	0	0	1	2	0	0	1
Kevin Bradley ph/c	1	0	0	0	0	0	0	0	0
Steve Wilkerson 2b	3	2	0	0	2	2	0	0	0
Steven Dugger rf	3	0	0	0	0	1	3	0	0
Mike Dunster ph/3b	1	0	0	0	0	0	0	0	2
Garrett Boulware c	3	1	2	2	1	1	12	1	0
Clay Bates p	0	0	0	0	0	0	0	0	1
Shane Kennedy 3b	2	1	2	1	2	0	0	2	0
Jay Baum 3b/lf	0	0	0	0	0	0	0	0	0
Jon McGibbon 1b	4	0	1	1	0	0	7	1	0
Tyler Krieger ss	4	1	1	1	0	0	2	3	3
Thomas Brittle cf	1	1	0	0	0	2	0	0	0
Tyler Slaton ph/cf	1	0	1	0	0	0	0	0	0
Mike Triller lf	3	0	2	2	0	0	2	0	2
Joe Costigan ph/rf	0	0	0	0	1	0	1	0	0
Daniel Gossett p	0	0	0	0	0	0	0	1	0
Joseph Moorefield p	0	0	0	0	0	0	0	0	0
Matt Campbell p	0	0	0	0	0	0	0	0	0
Totals	29	7	9	7	9	6	27	9	8

Score by Innings	1	2	3	4	5	6	7	8	9	R	H	E
Georgia Southern	0	0	0	0	0	1	0	0	0	1	3	1
Clemson	1	0	0	3	1	0	2	0	X	7	9	0

E - GRIFFIN(9), LOB - Ga. Southern 6; Clemson 8, 2B - TRILLER(3), 3B - KENNEDY(4), HBP - WILLIAMS, SH - DUGGAR(3), SB - WILLIAMS(19); GIBSON(6); WILKERSON(9); KRIEGER(5); BRITTLE(18), CS - MORGAN(7); KENNEDY(5); TRILLER(1).

Georgia Southern	ip	h	r	er	bb	so	ab	bf
Justin Hess	5.0	5	5	5	7	6	18	25
Drew Johnson	1.1	1	1	1	1	0	3	5
Clint Taylor	1.2	3	1	1	1	0	8	9

Clemson	ip	h	r	er	bb	so	ab	bf
Daniel Gossett	7.1	2	1	1	2	12	23	26
Joseph Moorefield	0.0	0	0	0	2	0	0	2
Matt Campbell	0.2	0	0	0	0	1	2	2
Clay Bates	1.0	1	0	0	0	0	4	

2013 CLEMSON BOXSCORES

Game 53 • Clemson 8, USC Upstate 7

May 14, 2013 • Doug Kingsmore Stadium • Clemson, SC

USC Upstate 7 (25-26)

Player	ab	r	h	rbi	bb	so	po	a	lob
Jordan Stampler 3b	4	1	1	0	1	0	1	1	3
Gaither Bungardner cf	5	1	4	0	0	0	5	0	0
Luke Weber c	4	1	1	1	0	2	4	0	0
Brody Green ss/p	4	1	1	1	0	2	2	2	0
Tyler Lesch lf	3	2	1	3	1	0	2	0	4
Brandon Patterson dh	4	0	1	1	0	2	0	0	0
Erik Samples ss	0	0	0	0	0	0	0	1	0
Chad Sobotka p	0	0	0	0	0	0	0	0	0
Trey Richardson 1b	5	0	2	1	0	0	8	0	1
Daniel Seeba 2b	4	0	0	0	1	1	2	4	0
Tyler Miller rf	5	1	0	0	0	1	1	0	1
Chris Cox p	0	0	0	0	0	0	0	0	0
Totals	38	7	11	7	3	8	25	8	11

Clemson 8 (38-15)

Player	ab	r	h	rbi	bb	so	po	a	lob
Maleeke Gibson dh	5	0	1	1	0	1	0	0	2
Steve Wilkerson 2b	5	0	2	2	0	1	0	2	0
Steven Duggar rf	5	0	0	0	0	1	1	0	4
Garrett Bouliware c	5	1	1	0	0	0	8	0	0
Shane Kennedy 3b	3	1	1	0	2	0	1	5	0
Tyler Krieger ss	3	2	0	0	0	1	0	2	4
Kevin Bradley 1b	3	2	2	3	0	0	14	0	0
Thomas Brittle cf	4	2	1	1	0	0	2	0	0
Tyler Slaton lf	2	0	0	1	0	1	1	0	0
Joe Costigan ph	0	0	0	0	0	1	0	0	0
Mike Triller pr/lf	0	0	0	0	0	0	0	0	0
Brody Koerner p	0	0	0	0	0	0	0	1	0
Kyle Schnell p	0	0	0	0	0	0	0	0	0
Jonathan Meyer p	0	0	0	0	0	0	0	1	0
Patrick Andrews p	0	0	0	0	0	0	0	0	0
Matt Campbell p	0	0	0	0	0	0	0	0	0
Scott Firth p	0	0	0	0	0	0	0	1	0
Totals	35	8	8	8	5	4	27	12	10

Score by Innings	1	2	3	4	5	6	7	8	9	R	H	E
USC Upstate	0	0	6	0	0	0	0	0	1	7	11	3
Clemson	0	4	0	0	0	0	0	1	3	8	8	2

Note: 1 out, 0 runners LOB when the game ended.

E - STAMPLER(17); GREER(14); SEEB(8); KENNEDY(6); KRIEGER(12). LOB - USC Upstate 11; Clemson 10. 2B - WILKERSON(16). 3B - LESCH(3). HR - BRADLEY(1). HBP - WEBER; GREER; BRADLEY; SLATON. SH - LESCH(3); SAMPLES(4); KRIEGER(4). SB - KENNEDY(17); KRIEGER(7); BRITTLE(19).

USC Upstate	ip	h	r	er	bb	so	ab	bf
Chris Cox	7.0	5	4	1	2	4	28	33
Brody Greer	1.0	1	1	2	0	4	6	6
Chad Sobotka	0.1	2	3	3	1	0	3	4

Clemson	ip	h	r	er	bb	so	ab	bf
Brody Koerner	2.1	3	6	5	1	1	10	14
Kyle Schnell	0.0	2	0	0	0	0	2	2
Jonathan Meyer	3.2	3	0	0	1	4	15	16
Patrick Andrews	1.0	0	0	0	0	0	3	3
Matt Campbell	1.0	2	0	0	0	2	5	5
Scott Firth	1.0	1	1	1	1	1	3	5

Win - FIRTH (6-4). Loss - SOBOTKA (0-4). Save - None.

WP - GREER(2). HBP - by COX (BRADLEY); by COX (SLATON); by KOERNER (WEBER); by KOERNER (GREER). PB - WEBER(3).

Umpires - HP: Craig Mirr 1B: Jay Furlong 3B: Darion Padgett
Start: 6:40 PM Time: 2:57 Attendance: 4736
SCHNELL faced 2 batters in the 3rd.

Game 54 • Clemson 8, Florida State 2

May 16, 2013 • Dick Howser Stadium • Tallahassee, FL

Clemson 8 (39-15,18-10 ACC)

Player	ab	r	h	rbi	bb	so	po	a	lob
Maleeke Gibson dh	4	0	0	0	1	0	0	0	1
Steve Wilkerson 2b	5	2	2	1	0	2	1	3	0
Steven Duggar rf	5	2	2	0	0	1	0	0	3
Garrett Bouliware c	1	1	0	0	0	3	0	8	0
Shane Kennedy 3b	5	1	2	2	0	1	0	0	1
Jay Baum 3b	0	0	0	0	0	0	1	0	0
Tyler Krieger ss	5	0	1	1	0	1	2	2	1
Jon McGibbon 1b	4	1	2	0	0	0	8	1	0
Thomas Brittle cf	3	1	1	2	1	1	3	0	0
Tyler Slaton lf	4	0	1	1	0	0	3	0	3
Daniel Gossett p	0	0	0	0	0	0	1	2	0
Kyle Schnell p	0	0	0	0	0	0	0	0	0
Patrick Andrews p	0	0	0	0	0	0	0	0	0
Matt Campbell p	0	0	0	0	0	0	0	0	0
Totals	36	8	11	7	5	6	27	8	10

Florida State 2 (42-11,18-10 ACC)

Player	ab	r	h	rbi	bb	so	po	a	lob
Seth Miller cf	3	0	2	0	2	0	1	0	0
DJ Stewart lf	5	0	1	2	0	0	0	1	1
Marcus Davis dh	4	0	1	0	1	2	0	0	0
Stephen McGee c	2	0	0	0	2	1	6	0	3
Jose Brizuela 3b	4	0	0	0	0	1	0	1	3
Jameis Winston rf	3	0	0	0	1	0	0	0	1
Casey Smit 1b/2b	4	0	0	0	0	2	13	1	2
John Sansone 2b	2	1	0	0	1	1	4	1	0
Josh Delph ph	1	0	0	0	0	0	0	0	0
John Nogowski 1b	0	0	0	0	0	0	0	0	0
Giovanny Alfonso ss	4	1	2	0	0	1	1	7	0
Peter Miller p	0	0	0	0	0	0	0	1	0
Bryant Holtmann p	0	0	0	0	0	0	0	0	0
Kyle Bird p	0	0	0	0	0	0	1	0	0
Dylan Silva p	0	0	0	0	0	0	0	1	0
Totals	32	2	6	2	7	8	27	13	11

Score by Innings	1	2	3	4	5	6	7	8	9	R	H	E
Clemson	1	1	3	1	0	2	0	0	0	8	11	0
Florida State	0	0	0	0	0	0	2	0	0	2	6	1

E - STEWART(2). DP - Clemson 1; Florida St. 1. LOB - Clemson 10; Florida St. 11. 2B - KRIEGER(10); SLATON(4). HR - WILKERSON(2); BRITTLE(2). HBP - BOULWARE; MCGIBBON; BRITTLE; SLATON; MCGEE. SB - DUGGAR(13); BOULWARE(2); KENNEDY(18); MCGIBBON(6).

Clemson	ip	h	r	er	bb	so	ab	bf
Daniel Gossett	6.0	3	0	0	3	3	20	24
Kyle Schnell	0.1	3	2	2	1	1	4	5
Patrick Andrews	0.2	0	0	0	1	1	2	3
Matt Campbell	2.0	0	0	0	2	3	6	8

Florida State	ip	h	r	er	bb	so	ab	bf
Peter Miller	1.1	3	2	2	2	1	7	10
Bryant Holtmann	2.2	4	4	4	1	1	11	13
Kyle Bird	1.1	2	2	1	1	2	6	8
Dylan Silva	3.2	2	0	0	1	2	12	14

Win - GOSSETT (9-3). Loss - P. MILLER (6-2). Save - None.

HBP - by P. MILLER (BRITTLE); by HOLTSMANN (BOULWARE); by BIRD (MCGIBBON); by GOSSETT (MCGEE); by SILVA (SLATON). BK - P. MILLER(1). PB - MCGEE(8).

Umpires - HP: Scott Erby 1B: Darrell Arnold 3B: John Haggerty
Start: 6:06 PM Time: 3:15 Attendance: 5053

Game 55 • Florida State 2, Clemson 1

May 17, 2013 • Dick Howser Stadium • Tallahassee, FL

Clemson 1 (39-16,18-11 ACC)

Player	ab	r	h	rbi	bb	so	po	a	lob
Maleeke Gibson dh	4	0	0	0	0	2	0	0	2
Steve Wilkerson 2b	4	1	3	0	0	1	0	5	0
Steven Duggar rf	4	0	1	0	0	1	2	0	0
Garrett Bouliware c	4	0	1	0	0	1	4	1	0
Shane Kennedy 3b	2	0	0	1	2	1	1	1	0
Tyler Krieger ss	4	0	0	0	0	1	1	1	3
Jon McGibbon 1b	2	0	1	0	1	1	11	0	0
Thomas Brittle cf	3	0	1	0	0	1	2	0	0
Tyler Slaton lf	3	0	0	0	0	0	2	0	0
Matthew Crownover p	0	0	0	0	0	1	0	0	0
Clate Schmidt p	0	0	0	0	0	0	0	0	0
Totals	30	1	7	1	3	9	24	8	5

Florida State 2 (43-11,19-10 ACC)

Player	ab	r	h	rbi	bb	so	po	a	lob
Brett Knief cf	3	1	1	0	0	0	0	3	0
Seth Miller cf	1	0	0	0	0	0	0	0	0
DJ Stewart lf	4	1	1	0	0	0	2	0	0
Stephen McGee c	2	0	0	0	0	1	9	2	1
Marcus Davis dh	4	0	1	2	0	0	0	0	1
John Nogowski 1b	3	0	1	0	0	2	8	0	0
Jameis Winston rf	3	0	0	0	0	0	1	0	0
Jose Brizuela 3b	3	0	0	0	0	1	1	1	2
Giovanny Alfonso ss	3	0	0	0	0	0	2	2	1
John Sansone 2b	2	0	1	0	0	0	1	4	0
Luke Weaver p	0	0	0	0	0	0	0	1	0
Billy Strode p	0	0	0	0	0	0	0	0	0
Robbie Coles p	0	0	0	0	0	0	0	0	0
Totals	28	2	5	2	0	4	27	10	5

Score by Innings	1	2	3	4	5	6	7	8	9	R	H	E
Clemson	0	0	0	0	0	1	0	0	0	1	7	0
Florida State	2	0	0	0	0	0	0	0	X	2	5	0

DP - Florida St. 1. LOB - Clemson 5; Florida St. 5. 2B - BOULWARE(8); STEWART(21); NOGOWSKI(10); SANSONE(9). HBP - MCGEE 2; SANSONE. SB - WILKERSON(10); DUGGAR(14). CS - WILKERSON(1); MCGEE(3).

Clemson	ip	h	r	er	bb	so	ab	bf
Matthew Crownover	4.1	5	2	2	0	3	18	19
Clate Schmidt	3.2	0	0	0	0	1	10	12

Florida State	ip	h	r	er	bb	so	ab	bf
Luke Weaver	7.1	7	1	1	2	8	27	29
Billy Strode	0.2	0	0	0	0	1	1	1
Robbie Coles	1.0	0	0	0	1	0	2	3

Win - WEAVER (6-2). Loss - CROWNOWER (7-2). Save - COLES (9).

HBP - by CROWNOWER (MCGEE); by SCHMIDT (SANSONE); by SCHMIDT (MCGEE).

Umpires - HP: Darrell Arnold 1B: John Haggerty 3B: Scott Erby
Start: 8:04 PM Time: 2:29 Attendance: 5086

Game 56 • Florida State 6, Clemson 1

May 18, 2013 • Dick Howser Stadium • Tallahassee, FL

Clemson 1 (39-17,18-12 ACC)

Player	ab	r	h	rbi	bb	so	po	a	lob
Malekise Gibson dh	3	1	1	0	0	1	0	0	3
Jay Baum ph/dh	1	0	0	0	0	0	0	0	0
Kevin Bradley ph	1	0	1	0	0	0	0	0	0
Steve Wilkerson 2b	5	0	0	0	0	0	3	2	3
Steven Duggar rf	5	0	2	1	0	0	3	1	0
Garrett Bouliware c	5	0	2	0	0	1	4	0	1
Shane Kennedy 3b	5	0	1	0	0	1	0	1	3
Tyler Krieger ss	3	0	1	0	1	0	0	2	1
Jon McGibbon 1b	4	0	3	0	0	1	6	0	0
Thomas Brittle cf	3	0	2	0	1	0	5	1	0
Tyler Slaton lf	3	0	0	0	1	3	0	2	0
Joe Costigan ph	1	0	0	0	0	0	0	0	0
Mike Triller lf	0	0	0	0	0	0	0	0	0
Zack Erwin p	0	0	0	0	0	0	0	1	0
Jonathan Meyer p	0	0	0	0	0	0	0	0	0
Patrick Andrews p	0	0	0	0	0	0	0	0	0
Matt Campbell p	0	0	0	0	0	0	0	0	0
Scott Firth p	0	0	0	0	0	0	0	0	0
Totals	39	1	13	1	2	5	24	9	13

48

2013 CLEMSON BOXSCORES

Game 61 • Clemson 10, Saint Louis 2

June 1, 2013 • Carolina Stadium • Columbia, SC

Clemson 10 (40-21)

Player	ab	r	h	rbi	bb	so	po	a	lob
Thomas Brittle cf	4	1	1	0	1	2	4	0	2
Steve Wilkerson 2b	5	2	2	5	0	1	1	5	0
Steven Duggar rf	5	0	1	0	0	1	0	0	0
Garrett Bouliware c	3	1	0	0	1	2	2	1	1
Shane Kennedy 3b	5	2	3	1	0	0	1	4	0
Tyler Krieger ss	3	1	0	0	1	0	2	5	0
Joe Costigan dh	4	0	1	0	0	0	0	0	0
Maleeke Gibson pr/dh	1	1	0	1	0	0	0	0	0
Kevin Bradley 1b	5	1	2	1	0	0	1	14	0
Jay Baum 1b	0	0	0	0	0	0	2	0	0
Tyler Slaton lf	4	1	0	0	1	0	1	0	5
Daniel Gossett p	0	0	0	0	0	0	0	2	0
Kyle Schnell p	0	0	0	0	0	0	0	0	0
Totals	39	10	10	8	4	7	27	17	8

Saint Louis 2 (41-21)

Player	ab	r	h	rbi	bb	so	po	a	lob
Michael Bozarth lf	3	1	1	0	1	0	3	0	2
C.J. Rose ph	1	0	0	0	0	0	0	0	0
Grant Nelson c	4	0	2	0	0	1	8	1	2
Alex Kelly rf	4	1	3	1	0	0	0	0	0
Mike Vigliarolo 1b	3	0	0	1	0	0	9	1	1
Steve Fernandez dh	3	0	0	0	1	0	0	0	1
Danny Brennan cf	4	0	0	0	0	1	6	0	2
Braxton Martinez 3b	3	0	0	0	1	1	0	0	0
Steve Levine 2b	4	0	1	0	0	0	0	3	0
Alec Sole ss	1	0	0	0	2	0	1	2	0
Jordan Hammerman ph	0	0	0	0	1	0	0	0	0
Nick Bates p	0	0	0	0	0	0	0	1	0
Matt Eckelman p	0	0	0	0	0	0	0	1	0
Jon Levin p	0	0	0	0	0	0	0	0	0
James Norwood p	0	0	0	0	0	0	0	0	0
Totals	30	2	7	2	6	3	27	9	8

Score by Innings	1	2	3	4	5	6	7	8	9	R	H	E
Clemson	0	0	3	3	0	0	0	1	3	10	10	0
Saint Louis	1	0	0	0	1	0	0	0	0	2	7	3

E - BOZARTH(5); VIGLIAROLO(6); LEVINE(12). DP - Clemson 3. LOB - Clemson 8; Saint Louis 8. 2B - KELLY(17). HR - WILKERSON 2(4); KENNEDY(5); KELLY(12). HBP - BOULWARE; KRIEGER. SF - VIGLIAROLO(3). SB - BRADLEY(1). CS - BRITTLE(5).

Clemson	ip	h	r	er	bb	so	ab	bf
Daniel Gossett	6.0	5	2	2	5	2	21	27
Kyle Schnell	3.0	2	0	0	1	1	9	10

Saint Louis	ip	h	r	er	bb	so	ab	bf
Nick Bates	3.2	5	6	3	3	4	16	20
Matt Eckelman	4.0	3	1	0	0	2	16	16
Jon Levin	0.1	0	0	0	0	1	1	1
James Norwood	1.0	2	3	3	1	0	6	8

Win - GOSSETT (10-4). Loss - BATES (8-4). Save - SCHNELL (2).
WP - GOSSETT(16). HBP - by BATES (BOULWARE); by NORWOOD (KRIEGER).

Umpires - HP: Eddie Newsom 1B: Ken Durham 2B: Randy Bruns 3B: Doug Williams
Start: 2:05 PM Time: 3:11 Attendance: 5485
Game notes:
Game 3 of Columbia Regional.

Game 62 • Liberty 3, Clemson 1

June 2, 2013 • Carolina Stadium • Columbia, SC

Clemson 1 (40-22)

Player	ab	r	h	rbi	bb	so	po	a	lob
Thomas Brittle cf	5	0	1	0	0	0	2	0	2
Steve Wilkerson 2b	4	0	0	0	0	1	2	2	1
Steven Duggar rf	4	1	2	0	0	0	2	0	0
Garrett Bouliware c	4	0	3	1	0	0	9	1	1
Shane Kennedy 3b	4	0	0	0	0	1	0	2	2
Tyler Krieger ss	3	0	1	0	0	0	1	0	1
Joe Costigan dh	4	0	0	0	0	0	0	0	1
Kevin Bradley 1b	3	0	0	0	1	0	5	0	1
Tyler Slaton lf	2	0	1	0	2	0	3	2	0
Matthew Crownover p	0	0	0	0	0	0	0	0	0
Clate Schmidt p	0	0	0	0	0	0	0	0	0
Patrick Andrews p	0	0	0	0	0	0	1	0	0
Totals	33	1	8	1	3	2	24	8	9

Liberty 3 (36-28)

Player	ab	r	h	rbi	bb	so	po	a	lob
Ashton Perritt rf/p	4	1	1	0	0	0	1	0	0
Ryan Cordell cf	3	1	1	0	1	0	3	0	0
Trey Wimmer c	3	1	1	1	0	1	3	2	0
Danny Grauer dh	2	0	0	0	0	1	0	0	1
Nick Paxton rf	1	0	0	0	0	0	2	0	0
Bryan Aanderud 2b	4	0	4	2	0	0	2	5	0
Justin Sizemore lf	3	0	1	0	1	1	0	0	1
Nick Lack lf	0	0	0	0	0	0	1	0	0
Alex Close 1b	2	0	0	0	1	2	13	0	1
Dalton Britt ss	3	0	0	0	0	0	2	1	3
Jake Kimble 3b	3	0	0	0	0	2	0	1	0
Trey Lambert p	0	0	0	0	0	0	1	0	0
Totals	28	3	8	3	3	7	27	10	6

Score by Innings	1	2	3	4	5	6	7	8	9	R	H	E
Clemson	0	0	0	1	0	0	0	0	0	1	8	0
Liberty	0	0	0	2	1	0	0	0	X	3	8	2

E - KIMBLE(8); LAMBERT(2). DP - Clemson 2; Liberty 1. LOB - Clemson 9; Liberty 6. 2B - DUGGAR(10); BOULWARE(12). HBP - GRAUER. SH - KRIEGER(6). SF - WIMMER(4). SB - PERRITT(18); CORDELL(28). CS - SLATON(3).


Clemson	ip	h	r	er	bb	so	ab	bf
Matthew Crownover	4.0	5	2	2	1	3	15	17
Clate Schmidt	1.0	2	1	1	2	0	4	7
Patrick Andrews	3.0	1	0	0	0	4	9	9

Liberty	ip	h	r	er	bb	so	ab	bf
Trey Lambert	7.2	7	1	1	2	1	28	31
Ashton Perritt	1.1	1	0	0	1	1	5	6

Win - LAMBERT (8-3). Loss - CROWNOVER (7-3). Save - PERRITT (10).
WP - SCHMIDT(4); PERRITT(2); LAMBERT 2(7). HBP - by CROWNOVER (GRAUER). BK - LAMBERT(1). PB - BOULWARE(10).

Umpires - HP: Ken Durham 1B: Doug Williams 2B: Dave Condon 3B: Eddie Newsom
Start: 1:05 PM Time: 2:49 Attendance: 5464
Game notes:
Game 5 of Columbia Regional.
SCHMIDT faced 2 batters in the 6th.

TIGER BIOS



#43 Patrick Andrews

RHP • R-R • 6-3 • 225 • So. • 1VL
Hilton Head Island, SC • Hilton Head Prep School
 Righthander who has served predominantly as a long reliever during his career ... has one of the team's hardest fastballs ... in 67.0 innings pitched over 43 appearances (one start) and two seasons, he has a 3-4 record, two saves, and a 4.03 ERA while allowing 59 hits (.238 opponents' batting average), two homers, and 25 walks with 50 strikeouts.

2013: Had a 1-1 record and a 2.87 ERA in 23 appearances (one start) ... in 37.2 innings pitched, he allowed 30 hits (.217 opponents' batting average) and 10 walks with 25 strikeouts ... did not throw a wild pitch ... had a 2.51 ERA and .212 opponents' batting average along with eight strikeouts against three walks in 14.1 innings pitched over 10 relief appearances in ACC regular-season games ... in 34.2 innings pitched over his 22 relief appearances, he was 1-0 with a team-best 2.08 ERA and allowed 25 hits (.200 opponents' batting average) and nine walks with 22 strikeouts ... held left-handed batters to a .163 batting average ... in 27.2 innings pitched after the sixth inning, he allowed only 17 hits (.172 opponents' batting average), three earned runs (0.98 ERA), and five walks with 17 strikeouts ... pitched 1.1 hitless and scoreless innings in relief in the second game of a doubleheader against Wright State on Feb. 23 ... pitched 3.0 innings in relief, allowing two hits and no earned run against Wofford on Mar. 6 ... pitched a perfect ninth inning in the second game of a doubleheader against Duke on Mar. 23 ... pitched 2.0 scoreless innings in relief of two-hit ball at Georgia on Mar. 26 ... pitched 2.0 innings in relief, allowing one hit, no runs, and no walks at Boston College on Apr. 6 ... pitched 1.1 perfect innings in relief with two strikeouts to earn the win at Western Carolina on Apr. 9 ... pitched 3.2 innings in relief, allowing two hits, one run, and one walk with three strikeouts in the second game of a doubleheader against #19 Georgia Tech on Apr. 26 ... pitched 1.2 hitless and scoreless innings in relief against #9 N.C. State in the ACC Tournament on May 22 ... pitched 2.0 scoreless innings in relief with five strikeouts against #3 North Carolina in the ACC Tournament on May 24 ... pitched 3.0 innings in relief, allowing one hit, no runs, and no walks with four strikeouts against Liberty in the Columbia Regional on June 2 ... #16 college prospect in South Carolina for the 2014 draft in the preseason by **Perfect Game**.

2012: ACC Academic Honor Roll member ... had a 2-3 record, two saves, and a 5.52 ERA in 20 relief appearances ... in 29.1 innings pitched, he allowed 29 hits (.264 opponents' batting average), including only one homer, and 15 walks with 25 strikeouts ... had a 3.31 ERA, two saves, and a .222 opponents' batting average in 16.1 innings pitched over eight relief appearances in ACC regular-season games ... had a 1-0 record, one save, a 3.12 ERA, .219 opponents' batting average, and six strikeouts against no walks in 8.2 innings pitched over six relief appearances away from home ... had a 1-0 record, one save, a 3.57 ERA, and .190 opponents' batting average in 17.2 innings pitched over eight relief appearances against top-25 ranked teams ... only allowed five of his 21 inherited baserunners to score ... pitched a hitless and scoreless eighth inning with three strikeouts in his first career appearance against Maine on Feb. 25 ... pitched 1.1 hitless and scoreless innings in relief against #6 North Carolina on Mar. 10 ... pitched 1.1 perfect innings in relief with two strikeouts at #18 Georgia on Mar. 27 ... pitched 2.0 scoreless innings in relief of one-hit ball with one strikeout to record his first career save against #7 Miami (FL) on Mar. 31 ... pitched 1.2 perfect innings in relief with two strikeouts against #17 N.C. State on Apr. 14 ... pitched 0.2 scoreless innings in relief to earn his first career win against Charleston Southern on Apr. 17 ... pitched 6.2 innings in relief, allowing six hits and three runs with two strikeouts in the second game of a doubleheader against #1 Florida State on May 14 ... retired all four batters he faced with one strikeout to earn the win against #1 Florida State in the ACC Tournament on May 25 ... played for Florence in the Coastal Plain League in the summer, where he was 3-4 with a 5.30 ERA in 37.1 innings pitched over seven starts; he did not allow a homer and had 37 strikeouts against 18 walks.

Before Clemson: Rated as the #153 player in the nation and #6 player in South Carolina by **Perfect Game** ... #13 player and #3 pitcher in South Carolina by **Diamond Prospects** ... SCISA Player-of-the-Year as a senior ... SCISA all-state selection as a junior and senior ... all-region selection as a sophomore, junior, and senior ... team MVP as a junior and senior ... set the career school record for wins and strikeouts ... all-region selection in football as a junior and senior ... lettered five times in baseball, three times in football, and three times in basketball at Hilton Head Prep School, where he was coached by Nathan Stevens.


Personal: Majoring in mechanical engineering ... born Patrick Connor Andrews on Mar. 26, 1993 in Poughkeepsie, NY.

Andrews' Overall Stats												
Year	ERA	W-L	G-S	SV	IP	H	R	ER	BB	SO		
2012	5.52	2-3	20-0	2	29.1	29	22	18	15	25		
2013	2.87	1-1	23-1	0	37.2	30	15	12	10	25		
Totals	4.03	3-4	43-1	2	67.0	59	37	30	25	50		

Andrews' ACC Regular-Season Stats												
Year	ERA	W-L	G-S	SV	IP	H	R	ER	BB	SO		
2012	3.31	0-0	8-0	2	16.1	12	6	6	8	6		
2013	2.51	0-0	10-0	0	14.1	11	4	4	3	8		
Totals	2.93	0-0	18-0	2	30.2	23	10	10	11	14		

Andrews' ACC Tournament Stats												
Year	ERA	W-L	G-S	SV	IP	H	R	ER	BB	SO		
2012	0.00	1-0	1-0	0	1.1	0	0	0	0	1		
2013	0.00	0-0	2-0	0	3.2	4	0	0	2	5		
Totals	0.00	1-0	3-0	0	5.0	4	0	0	2	6		

Andrews' NCAA Tournament Stats												
Year	ERA	W-L	G-S	SV	IP	H	R	ER	BB	SO		
2013	6.75	0-0	2-0	0	4.0	3	3	3	1	6		



#42 Clay Bates

RHP • R-R • 5-11 • 180 • So. • 1VL
Rock Hill, SC • Northwestern HS

Sidearm pitcher who has been used in long relief and as a situational pitcher ... in 18.2 innings pitched over 19 relief appearances and two active seasons, he has a 1-0 record and a 5.30 ERA while allowing 22 hits (.306 opponents' batting average), no homers, and eight walks with seven strikeouts ... two-time ACC Academic Honor Roll member ... three-time winner of the Omaha Challenge competition among pitchers.

2013: Member of Clemson's All-Academic team for having the team's highest GPA ... had a 1-0 record and a 3.60 ERA in 10 relief appearances ... in 10.0 innings pitched, he allowed nine hits (.257 opponents' batting average) and six walks with four strikeouts ... held opponents to 2-for-17 (.118) with runners on base and 1-for-11 (.091) with runners in scoring position ... in 4.1 innings pitched over his last four relief appearances, he allowed two hits, no runs, and one walk with one strikeout ... pitched 1.1 scoreless innings in relief to earn his first career win against William & Mary on Feb. 15 ... retired the only batter he faced in relief against Western Carolina on Apr. 24 ... pitched a hitless and scoreless ninth inning in relief against Maryland on May 4 ... pitched 2.0 innings in relief, allowing one hit, no runs, and no walks with one strikeout in the first game of a doubleheader at Furman on May 8 ... pitched a scoreless ninth inning against Georgia Southern on May 10 ... won the Omaha Challenge competition among pitchers in the fall of 2012.

2012: ACC Academic Honor Roll member ... had an 0-0 record and a 7.27 ERA in nine relief appearances ... in 8.2 innings pitched, he allowed 13 hits (.351 opponents' batting average), including no homers, and two walks with three strikeouts ... had 19 groundball outs compared to only three flyball outs ... had a 1.93 ERA and .133 opponents' batting average along with three strikeouts against no walks in 4.2 innings pitched over three relief appearances in night games ... in 3.1 innings pitched over three relief appearances against NCAA Tournament teams, he allowed one hit and no runs ... had a 3.38 ERA in 5.1 innings pitched after the seventh inning ... pitched a scoreless ninth inning in the first game of a doubleheader against UAB on Feb. 18; it was his first career appearance ... pitched 1.2 hitless and scoreless innings in relief with two strikeouts against no walks against Georgia on Apr. 11 ... retired all six batters he faced to close out the game against College of Charleston on May 6 ... won the Omaha Challenge competition among pitchers in the fall of 2011 ... played for Oneonta in the Perfect Game Collegiate Baseball League in the summer, where he was 2-0 with three saves, a 3.43 ERA, and .227 opponents' batting average in 21.0 innings pitched over 14 relief appearances.

2011: Red-shirted ... ACC Academic Honor Roll member ... won the Omaha Challenge competition among pitchers in the fall of 2010 ... played for Pineville in the Southern Collegiate Baseball League in the summer, where he was 2-4 with a 3.45 ERA in 28.2 innings pitched over nine appearances (seven starts); he allowed 26 hits (.248 opponents' batting average) and no homers.

Before Clemson: All-region and all-area selection as a senior at Northwestern High School ... won the team's Best Pitcher Award as a senior ... won the team's Hustle Award as a sophomore ... member of the region champions as a sophomore, junior, and senior ... member of the district champions as a senior ... lettered three times in baseball at Northwestern High, where he was coached by Mitch Walters.

Personal: Majoring in health science ... born John Clayton Bates on Feb. 4, 1992 in Charlotte, NC.

Bates' Overall Stats												
Year	ERA	W-L	G-S	SV	IP	H	R	ER	BB	SO		
2012	7.27	0-0	9-0	0	8.2	13	7	7	2	3		
2013	3.60	1-0	10-0	0	10.0	9	6	4	6	4		
Totals	5.30	1-0	19-0	0	18.2	22	13	11	8	7		

Bates' ACC Regular-Season Stats												
Year	ERA	W-L	G-S	SV	IP	H	R	ER	BB	SO		
2012	0.00	0-0	1-0	0	0.1	0	0	0	1	0		
2013	10.80	0-0	3-0	0	1.2	1	2	2	3	1		
Totals	9.00	0-0	4-0	0	2.0	1	2	2	4	1		



#13 Jay Baum

INF/OF • R-R • 6-0 • 190 • So. • 1VL
Alpharetta, GA • Centennial HS

One of the team's most versatile players; he has seen action at third base, second base, first base, and in the outfield in his career ... a career .224 hitter with a .339 on-base percentage in 106 games (83 starts) over two seasons ... has eight doubles, three triples, 19 RBIs, 40 runs, 45 walks against only 37 strikeouts, seven hit-by-pitches, nine sacrifice bunts, and 17 steals ... has good strikezone awareness.

2013: Hit .228 with 16 runs, four doubles, two triples, eight RBIs, a .321 on-base percentage, 17 walks against only 18 strikeouts, two hit-by-pitches, five sacrifice bunts, and 10 steals in 52 games (38 starts), including 32 at third base, five at second base, and one as the DH ... hit .308 with two outs ... went 3-for-3 with two runs and two steals against Wofford on Mar. 6 ... went 1-for-2 with a double, three runs, and two walks against Morehead State on Mar. 19 ... reached on a bunt single and scored the winning run in the 11th inning at #1 North Carolina on Apr. 1 ... went 2-for-3 against Maryland on May 4 ... hit a pinch-hit, run-scoring triple and scored a run in the second game of a doubleheader at Furman on May 8 ... #10 college prospect in South Carolina for the 2014 draft in the preseason by **Perfect Game**.

2012: ACC Academic Honor Roll member ... hit .220 with 24 runs, four doubles, one triple, 11 RBIs, a .354 on-base percentage, 28 walks against only 19 strikeouts, five hit-by-pitches, four sacrifice bunts, and seven steals in 54 games (45 starts), including 33 in left field, seven in right field, four at second base, and one as the DH ... had two outfield assists ... had a .419 on-base percentage when leading off an inning ... was 10-for-27 (.370) with a .500 on-base percentage after the seventh inning ... had a .967 fielding percentage as a second baseman ... was 8-for-24 (.333) with a .448 on-base percentage in March ... came off the bench and went 1-for-1 with a run and walk against Elon on Mar. 20 ... hit a pinch-hit single at Virginia on Mar. 25 ... went 1-for-2 with a triple and two hit-by-pitches against Presbyterian College on Mar. 28 ... went 2-for-3 with an RBI, a run, and two walks against Western Carolina on Apr. 4 ... with Clemson trailing 2-0, he hit a three-run double in the eighth inning at Duke on Apr. 8 ... went 2-for-4 with an RBI, a walk, and an outfield assist against Furman at Greenville, SC (Fluor Field) on Apr. 10 ... went 2-for-4 with two RBIs, two runs, and two walks at Georgia Tech on Apr. 29 ... went 1-for-3 with a double, two walks, and a steal in the first game of a doubleheader against #1 Florida State on May 14 ... went 2-for-3 with an RBI and a walk against Coastal Carolina in the Columbia Regional on June 1; he was 3-for-10 with five walks and a team-high .533 on-base percentage in the Columbia Regional.

Before Clemson: Rated as the #218 player in the nation and #15 player in Georgia by **Perfect Game** ... region player-of-the-year as a senior ... all-region selection as a sophomore, junior, and senior ... played hockey on a traveling team ... lettered four times in baseball at Centennial High, where he was coached by Jake Hill.

Personal: His father, Eric, played golf at Colgate and his mother, Susan, played hockey at Saint Lawrence ... majoring in marketing ... born Jay Paul Baum on Oct. 25, 1992 in Alpharetta, GA.

Baum's Overall Stats												
Year	AVG	G-S	AB	R	H	2B	3B	HR	RBI	OB%	SB	
2012	.220	54-45	159	24	35	4	1	0	11	.354	7-10	
2013	.228	52-38	136	16	31	4	2	0	8	.321	10-17	
Totals	.224	106-83	295	40	66	8	3	0	19	.339	17-27	

Baum's ACC Regular-Season Stats												
Year	AVG	G-S	AB	R	H	2B	3B	HR	RBI	OB%	SB	
2012	.177	24-21	79	13	14	3	0	0	5	.293	3-4	
2013	.206	26-20	68	6	14	1	0	0	3	.329	3-7	
Totals	.190	50-41	147	19	28	4	0	0	8	.310	6-11	

Baum's ACC Tournament Stats												
Year	AVG	G-S	AB	R	H	2B	3B	HR	RBI	OB%	SB	
2012	.111	3-3	9	0	1	0	0	0	0	.111	0-0	

Baum's NCAA Tournament Stats												
Year	AVG	G-S	AB	R	H	2B	3B	HR	RBI	OB%	SB	
2012	.300	4-4	10	2	3	0	0	0	1	.533	0-0	
2013		1-0	0	0	0	0	0	0	0		0-0	
Totals	.300	5-4	10	2	3	0	0	0	1	.533	0-0	



#30 Garrett Boulware

C • R-R • 6-1 • 210 • So. • 1VL
Anderson, SC • T.L. Hanna HS

Catcher who emerged as one of the team's best hitters in 2013 after playing sparingly in 2012 ... a career .290 hitter with a .366 on-base percentage in 89 games (77 starts) over two seasons ... has 14 doubles, one triple, eight homers, 47 RBIs, 50 runs, 27 walks, nine hit-by-pitches, and four steals ... has committed only three errors and has a .993 fielding percentage ... showed his versatility as a freshman by playing most of his action in the outfield while serving as the team's third-string catcher in 2012.

2013: Gregg Olson Award semifinalist ... Johnny Bench Award Watch List member ... won the Mitchell Award, given to the team's most valuable player ... hit .308 with 43 runs, 12 doubles, one triple, eight homers, 45 RBIs, a .377 on-base percentage, 22 walks, five hit-by-pitches, and two steals in 61 games (60 starts at catcher) ... led the team lead in homers, RBIs, total bases (108), and slugging percentage (.476); he became the first catcher to lead Clemson in slugging percentage since 1997 and homers since 2004 ... committed only two errors and had a .995 fielding percentage ... had 21 multi-hit games and a team-high 10 multi-RBI games, including a team-high four games with four RBIs or more ... hit a team-high .368 with runners on base and .329 with runners in scoring position ... hit a team-best .361 with five homers and 33 RBIs in 34 games at home ... named ACC Co-Player-of-the-Week on Mar. 25 for his performance in five games from Mar. 19-23; he went 8-for-16 (.500) with one homer, eight RBIs, three runs, and three walks ... went 2-for-3 with a double, two RBIs, and two runs against William & Mary on Feb. 17 ... went 4-for-5 with a team-tying-season-high two homers, a team-tying-season-high five RBIs, and a team-tying-season-high three runs at #8 N.C. State on Mar. 8; he had a team-season-high 10 total bases, those were his first two career homers; his first long ball was a three-run homer off Carlos Rodon and broke a 4-4 tie in the fifth inning ... went 3-for-5 with a homer, triple, a game-high four RBIs, two runs, and a walkoff single with two outs in the ninth inning against #12 Virginia on Mar. 16 ... went 2-for-4 with a homer and four RBIs against Morehead State on Mar. 19 ... went 2-for-2 with one RBI, two runs, and two walks against Morehead State on Mar. 20; he was 4-for-6 with one homer, five RBIs, three runs, and two walks in the midweek series ... hit the go-ahead, run-scoring groundout in the 11th inning and added a double and run at #1 North Carolina on Apr. 1 ... went 2-for-3 with a two-run homer and walk against Gardner-Webb on Apr. 3 ... went 2-for-5 with a homer against Presbyterian College on Apr. 10 ... went 3-for-4 with four RBIs, two runs, and a steal against Western Carolina on Apr. 24 ... went 2-for-5 with one RBI, a walkoff run, and one walk in the second game of a doubleheader against #19 Georgia Tech on Apr. 26 ... went 2-for-3 with two RBIs and a walk against Georgia Southern on May 10 ... went 2-for-3 with an RBI and two runs against Georgia Southern on May 12; he was 6-for-10 with four RBIs, five runs, and one walk in the series ... went 2-for-5 with a team-tying-season-high two doubles at #8 Florida State on May 18 ... went 3-for-4 with a homer and double against #9 N.C. State in the ACC Tournament on May 22; he earned All-ACC Tournament honors by going 4-for-13 (.308) with one homer and one double in three games ... went 3-for-4 with a double and an RBI against Liberty in the Columbia Regional on June 2 ... #8 college prospect in South Carolina for the 2014 draft in the preseason by **Perfect Game** ... one of eight participants selected for the TD Ameritrade College Home Run Derby in Omaha, NE on July 3.

2012: Hit .214 with seven runs, two doubles, two RBIs, a .323 on-base percentage, five walks, four hit-by-pitches, and two steals in 28 games (17 starts, including 16 in left field and one at catcher) ... had a team-tying-high .500 on-base percentage when leading off an inning ... was 6-for-18 (.333) with two doubles and a .429 on-base percentage in his last 11 games (seven starts) ... was 5-for-16 (.313) with two doubles, five runs, and a .421 on-base percentage in April ... hit a run-scoring single in the second game of a doubleheader against UAB on Feb. 18; it was his first career game and start ... went 2-for-3 with a double and run against Winthrop on Apr. 3 ... went 1-for-2 with two runs and a hit-by-pitch against Western Carolina on Apr. 4 ... went 2-for-3 with a double and run at Duke on Apr. 7 ... went 1-for-2 with a run against Furman on May 15 ... played for New Market in the Valley Baseball League in the summer, where he hit .222 with five doubles, 10 RBIs, and three steals in 24 games.

Before Clemson: Drafted in the 42nd round (#1283 overall) by the San Diego Padres in 2011 ... #141 player in the nation and #5 player in South Carolina by **Perfect Game** ... #12 player and #2 catcher in South Carolina by **Diamond Prospects** ... #23 prospect in South Carolina for the 2011 draft by **Baseball America** ... **Anderson Independent-Mail** Player-of-the-Year as a senior ... hit .533 with nine homers, 27 RBIs, and 21 walks in limited at-bats as a senior ... lettered four times in baseball and four times in football at T.L. Hanna High, where he was coached by Adam Comstock.

Personal: His brother, Ben, is a linebacker who signed with the Clemson football team in 2013 ... majoring in management ... born Garrett Andrew Boulware on Sept. 9, 1992 in Atlanta, GA.

Boulware's Overall Stats												
Year	AVG	G-S	AB	R	H	2B	3B	HR	RBI	OB%	SB	
2012	.214	28-17	56	7	12	2	0	0	2	.323	2-2	
2013	.308	61-60	227	43	70	12	1	8	45	.377	2-2	
Totals	.290	89-77	283	50	82	14	1	8	47	.366	4-4	

Boulware's ACC Regular-Season Stats												
Year	AVG	G-S	AB	R	H	2B	3B	HR	RBI	OB%	SB	
2012	.250	9-5	16	1	4	1	0	0	1	.294	0-0	
2013	.275	30-30	120	21	33	7	1	4	21	.350	1-1	
Totals	.272	39-35	136	22	37	8	1	4	22	.344	1-1	

Boulware's ACC Tournament Stats												
Year	AVG	G-S	AB	R	H	2B	3B	HR	RBI	OB%	SB	
2013	.308	3-3	13	1	4	1	0	1	1	.357	0-0	

Boulware's NCAA Tournament Stats												
Year	AVG	G-S	AB	R	H	2B	3B	HR	RBI	OB%	SB	
2013	.273	3-3	11	1	3	1	0	0	1	.385	0-0	



#37 Kevin Bradley

INF/C • S-R • 6-1 • 200 • Fr. • HS
Pennington, NJ • Hopewell Valley Central HS

Utility player who was one of three newcomers on the 2013 team who was selected in the 2012 draft ... one of three switch-hitters on the 2013 team ... one of the strongest players on the team.

2013: Hit .179 with five runs, one double, one homer, six RBIs, a .294 on-base percentage, eight walks, two hit-by-pitches, and one steal in 37 games (seven starts, including four at first base, two as the DH, and one at third base) ... had a team-high five pinch-hit hits and was 5-for-19 (.263) as a pinch-hitter ... played a team-high 30 games off the bench ... came off the bench and went 1-for-3 against William & Mary on Feb. 16; it was his first career game ... hit a pinch-hit double and scored a run against William & Mary on Feb. 17 ... hit a pinch-hit single against Wake Forest on Apr. 12 ... hit a pinch-hit single and scored a run in the first game of a doubleheader against #19 Georgia Tech on Apr. 26 ... hit a sacrifice fly off the bench in the second game of a doubleheader at Furman on May 8 ... went 2-for-3 with a homer, three RBIs, two runs, one walk, and one hit-by-pitch against USC Upstate on May 14; he hit a three-run, walkoff homer with one out in the ninth inning to give Clemson an 8-7 win; it was his first career home run; he was a last-minute addition to the starting lineup at first base due to Jon McGibbin's illness ... went 2-for-5 with an RBI, a run, and steal against Saint Louis in the Columbia Regional on June 1.

Before Clemson: Drafted in the 36th round (#1098 overall) by the Colorado Rockies in 2012 ... #476 player in the nation and #6 player in New Jersey by **Perfect Game** ... Area Code Games ... all-state selection as a senior ... lettered four times in baseball and one time in basketball ... coached by Ken Harrison at Hopewell Valley Central High School.


Personal: His father, Scott, has served as the Princeton baseball head coach since 1998; he played nine seasons in the Major Leagues (1984-92) with the Yankees, White Sox, Mariners, and Reds and totaled 424 hits, 18 homers, and 184 RBIs in 604 games; he also played baseball at North Carolina and was a two-time All-American (1980,81) with the Tar Heels as a catcher and third-baseman ... his uncle, Bob Bradley, was the U.S. Men's Soccer National Team head coach from 2006-11 and currently serves as the Egyptian Men's Soccer National Team head coach ... his cousin, Michael Bradley, has been a professional soccer player since 2004 and has been a member of the U.S. Men's Soccer National Team since 2006 ... majoring in community recreation, sport, & camp management ... born Kevin William Bradley on Jan. 9, 1994 in Pennington, NJ.

Bradley's Overall Stats												
Year	AVG	G-S	AB	R	H	2B	3B	HR	RBI	OB%	SB	
2013	.179	37-7	56	5	10	1	0	1	6	.294	1-2	

Bradley's ACC Regular-Season Stats												
Year	AVG	G-S	AB	R	H	2B	3B	HR	RBI	OB%	SB	
2013	.136	14-2	22	1	3	0	0	0	1	.231	0-1	

Bradley's ACC Tournament Stats												
Year	AVG	G-S	AB	R	H	2B	3B	HR	RBI	OB%	SB	
2013	.000	3-0	3	0	0	0	0	0	0	.000	0-0	

Bradley's NCAA Tournament Stats												
Year	AVG	G-S	AB	R	H	2B	3B	HR	RBI	OB%	SB	
2013	.182	3-3	11	1	2	0	0	0	1	.250	1-1	



#4 Thomas Brittle

OF • L-L • 5-8 • 180 • • Sr. • 1VL
Cross, SC • College of Charleston

Speedy outfielder who played in his first active season at Clemson in 2012 and was the starting centerfielder during his two active seasons ... one of the fastest players on the team ... made many diving catches to save hits and runs ... a career .280 hitter with a .380 on-base percentage in 195 games (132 starts) over four active seasons (two at College of Charleston and two at Clemson) at the collegiate level ... had 17 doubles, nine triples, six homers, 74 RBIs, 118 runs, 64 walks, 22 hit-by-pitches, and 50 steals ... had 11 outfield assists and committed only three errors in 380 chances in his career ... had 21 bunt singles in two seasons at Clemson ... two-time All-ACC Academic selection.

2013: Team co-captain ... All-ACC Academic team member ... hit .264 with 44 runs, five doubles, one triple, two homers, 26 RBIs, a .373 on-base percentage, 32 walks, a team-high six hit-by-pitches, and 19 steals in 61 games (61 starts in centerfield) ... tied for sixth in the ACC in steals ... had 14 multi-hit games ... had a team-high 12 bunt singles ... hit .317 with runners on base and .306 with runners in scoring position ... was 29-for-75 (.387) with a .495 on-base percentage and 11 steals in 23 games when batting in the #8 spot in the batting order ... was 4-for-7 (.571) with one grand slam and 10 RBIs with the bases loaded ... reached base via a hit or walk in each of the last 20 games; that was a season-long on-base streak by a Tiger ... went 2-for-4 with two runs and a steal against Wofford on Mar. 6 ... went 1-for-2 with a grand slam, two runs, one walk, and two hit-by-pitches at #8 N.C. State on Mar. 9 ... went 2-for-4 with a game-high three runs, including the game-winning run on Garrett Boulware's walkoff single with two outs in the ninth inning, against #12 Virginia on Mar. 16; Brittle led off the ninth inning with a single ... went 3-for-4 with an RBI and two steals against Morehead State on Mar. 19 ... went 4-for-4 with one RBI, two runs, and two steals against Duke on Mar. 22; he was 5-for-9 (.556) with two RBIs, four runs, two walks, and two steals in the series ... went 3-for-4 with a double, run, and steal against Gardner-Webb on Apr. 3 ... had an RBI groundout to score the game's only run at Miami (FL) on Apr. 19 ... went 3-for-4 with a double, two RBIs, three runs, and two steals in the first game of a doubleheader at Furman on May 8; he was 4-for-8 with a double, three RBIs, three runs, and two steals in the doubleheader ... went 1-for-3 with an inside-the-park homer, two RBIs, one walk, and one hit-by-pitch at #8 Florida State on May 16 ... went 2-for-3 with a walk and an outfield assist at #8 Florida State on May 18; he was 4-for-9 with one homer, two RBIs, two walks, and one hit-by-pitch in the series ... scored three runs with three walks and one hit-by-pitch against #3 North Carolina in the ACC Tournament on May 24.

2012: Second-Team All-ACC selection ... All-ACC Academic team member ... ACC Academic Honor Roll member ... hit .298 with 43 runs, nine doubles, an ACC-tying-high and team-high eight triples, two homers, 36 RBIs, a .384 on-base percentage, 22 walks, 11 hit-by-pitches, and a team-high 15 steals in 58 games (56 starts in centerfield) ... his eight triples tied for fifth-most in school history and were the most by a Tiger since 1995 ... his 11 hit-by-pitches tied for 10th-most in school history ... tied for 10th in the nation in triples and 16th in triples per game (0.14) ... tied for ninth in the ACC in steals ... hit an ACC-high five triples in ACC regular-season games ... had a team-high nine bunt singles ... had a team-high nine outfield assists ... had 15 multi-hit games, including six games with at least three hits ... hit .349 with runners on base ... hit .374 with four doubles, five triples, two homers, and a team-high 23 RBIs in 19 April games ... had five consecutive multi-hit games in April ... had a 22-game hitting streak from April to May; it tied for the eighth-longest hitting streak in school history ... reached base safely in 26 consecutive games from April to May ... went 2-for-3 with a double, two runs, and a walk in the first game of a doubleheader against UAB on Feb. 18 ... went 1-for-2 with a run, two walks, and three outfield assists in the second game of a doubleheader against UAB on Feb. 18 ... went 3-for-5 with a run against Maine on Feb. 24 ... went 1-for-2 with a triple, two runs, one RBI, three walks, and one steal against Maine on Feb. 25 ... suffered a lacerated finger against Boston College on Mar. 18 and missed seven starts ... went 2-for-3 with the go-ahead sacrifice fly in the sixth inning and a steal against #7 Miami (FL) on Mar. 30; it was his first start after suffering his finger injury ... went 2-for-4 with a three-run triple and two runs against Western Carolina on Apr. 4 ... went 4-for-6 with a double, triple, five RBIs, and three runs at Duke on Apr. 7; he was 7-for-16 (.438) with five RBIs and three runs in the series ... went 3-for-4 with a team-tying-season-high four runs, a hit-by-pitch, and steal against Furman at Greenville, SC (Fluor Field) on Apr. 10 ... went 3-for-5 a homer, double, three RBIs, and two runs against Georgia on Apr. 11 ... went 4-for-7 with two RBIs, three runs, and a walkoff single in the 12th inning against #17 N.C. State on Apr. 13; he also tied the score in the eighth inning with an RBI fielder's choice; he had seven hits, three RBIs, three runs, and two steals in the series ... hit a walkoff

single in the ninth inning against Charleston Southern on Apr. 17 ... went 2-for-4 with two runs, a walk, and steal in the first game of a doubleheader at Maryland on Apr. 21 ... went 2-for-5 with a triple and two RBIs in the second game of a doubleheader at Maryland on Apr. 21 ... went 2-for-6 with a triple and two RBIs at Georgia Tech on Apr. 28 ... lined a two-out, run-scoring single in the 11th inning to tie the score and extend his hitting streak to 19 games against College of Charleston on May 5; it came against his former team ... went 3-for-5 with a triple, two RBIs, and two runs against College of Charleston on May 6 ... threw out the potential game-winning run at the plate in the ninth inning with the score tied at #2 South Carolina in the Columbia Regional on June 2 ... went 1-for-3 with a run, two walks, and a team-season-high three steals against Coastal Carolina in the Columbia Regional on June 3; the three steals tied a school record in an NCAA Tournament game; he had four steals in the Columbia Regional.

2011: Red-shirted ... sat out due to NCAA transfer rules.

Before Clemson: Played the 2009 and 2010 seasons at College of Charleston under Head Coach Monte Lee ... was 21-for-77 (.273) with 31 runs, two homers, 12 RBIs, and 16 steals in 76 games (15 starts) at College of Charleston ... was 18-for-68 (.265) with two homers, two doubles, 10 RBIs, 23 runs, and 14 steals in 47 games (15 starts) in 2010 ... was 3-for-9 (.333) with a double, two RBIs, eight runs, three walks, and two steals in 29 games off the bench in 2009 ... lettered five times in baseball at Berkeley High School, where he was coached by Shane Todd ... played in the North-South All-Star game after his senior season.

Personal: His brother, Owen, was his teammate at College of Charleston in 2009 and 2010 ... graduated on May 10, 2013 with a degree in community recreation, sport, & camp management ... born Thomas David Brittle on Nov. 29, 1989 in Charleston, SC.

Brittle's Overall Stats

Year	AVG	G-S	AB	R	H	2B	3B	HR	RBI	OB%	SB
2009*	.333	29-0	9	8	3	1	0	0	2	.500	2-3
2010*	.265	47-15	68	23	18	2	0	2	10	.375	14-16
2012	.298	58-56	228	43	68	9	8	2	36	.384	15-18
2013	.264	61-61	216	44	57	5	1	2	26	.373	19-24
Totals	.280	195-132	521	118	146	17	9	6	74	.380	50-61

* - College of Charleston

Brittle's ACC Regular-Season Stats

Year	AVG	G-S	AB	R	H	2B	3B	HR	RBI	OB%	SB
2012	.305	29-27	118	16	36	5	5	1	17	.352	6-7
2013	.270	29-29	100	19	27	2	1	2	18	.388	8-9
Totals	.289	58-56	218	35	63	7	6	3	35	.369	14-16

Brittle's ACC Tournament Stats

Year	AVG	G-S	AB	R	H	2B	3B	HR	RBI	OB%	SB
2012	.154	3-3	13	1	2	1	0	0	0	.154	0-0
2013	.000	3-3	7	2	0	0	0	0	0	.462	0-1
Totals	.100	6-6	20	3	2	1	0	0	0	.308	0-1

Brittle's NCAA Tournament Stats

Year	AVG	G-S	AB	R	H	2B	3B	HR	RBI	OB%	SB
2010*	----	2-0	0	0	0	0	0	0	0	----	0-0
2012	.235	4-4	17	4	4	1	0	0	3	.350	4-5
2013	.231	3-3	13	3	3	0	0	0	0	.286	0-1
Totals	.233	9-7	30	7	7	1	0	0	3	.324	4-6

* - College of Charleston



#29 Jackson Campana

RHP/1B • R-R • 6-6 • 230 • Fr. • HS
Charlotte, NC • Providence Senior HS

Righthander and first-baseman who has the strength and arm to contribute in future years ... tallest player (6'6") on the 2013 team ... only two-way player on the 2013 team.

2013: Had an 0-0 record and a 2.61 ERA in eight relief appearances ... in 10.1 innings pitched, he allowed 11 hits (.289 opponents' batting average) and eight walks with eight strikeouts ... was 1-for-3 with one double and one RBI in four games off the bench ... held opponents to a .174 batting average with runners on base and an .071 batting average with runners in scoring position ... hit a pinch-hit, run-scoring double against William & Mary on Feb. 17; it was his first career game ... pitched 2.0 innings in relief, allowing one hit and no runs in the second game of a doubleheader against Wright State on Feb. 23; it was his first career appearance ... pitched a scoreless ninth inning with a strikeout against Western Carolina on Apr. 24 ... pitched 2.0 hitless and scoreless innings in relief with two strikeouts in the second game of a doubleheader at Furman on May 8 ... pitched a scoreless ninth inning with two strikeouts against Georgia Southern on May 11 ... pitched a scoreless ninth inning with two strikeouts against no walks against Liberty in the Columbia Regional on May 31.

Before Clemson: Rated as the #460 player in the nation and #13 player in North Carolina by **Perfect Game** ... East Coast Pro Showcase ... three-time all-conference selection ... member of the conference champions four times ... lettered four times in baseball ... coached by Danny Hignight at Providence Senior High School.

Personal: Pronounced cam-PAN-uh ... his mother, Susan, played softball at Tufts ... majoring in pre-business ... born Jackson Ross Campana on Aug. 29, 1993 in Winston-Salem, NC.

Campana's Overall Stats

Year	ERA	W-L	G-S	SV	IP	H	R	ER	BB	SO
2013	2.61	0-0	8-0	0	10.1	11	4	3	8	8

Year	AVG	G-S	AB	R	H	2B	3B	HR	RBI	OB%	SB
2013	.333	4-0	3	0	1	1	0	0	1	.333	0-0

Campana's ACC Regular-Season Stats

Year	ERA	W-L	G-S	SV	IP	H	R	ER	BB	SO
2013	9.00	0-0	1-0	0	1.0	1	1	1	2	0

Year	AVG	G-S	AB	R	H	2B	3B	HR	RBI	OB%	SB
2013	.000	1-0	1	0	0	0	0	0	0	.000	0-0

Campana's ACC Tournament Stats

Year	ERA	W-L	G-S	SV	IP	H	R	ER	BB	SO
2013	4.50	0-0	1-0	0	2.0	4	2	1	0	1

Campana's NCAA Tournament Stats

Year	ERA	W-L	G-S	SV	IP	H	R	ER	BB	SO
2013	0.00	0-0	1-0	0	1.0	1	0	0	0	2



#36 Matt Campbell

RHP • R-R • 5-11 • 195 • Jr. • 2VL
Alpharetta, GA • Northview HS

Hard-throwing righthander who served as one of two primary closers (along with Scott Firth) in 2013 ... in 76.2 innings pitched over 53 relief appearances and three seasons, he has a 3-3 record, 11 saves, and a 3.52 ERA while allowing 50 hits (.187 opponents' batting average) and 39 walks with 89 strikeouts ... has a 10.45 strikeouts-per-nine-innings-pitched mark ... two-time All-ACC Academic selection ... two-time ACC Academic Honor Roll member.

2013: All-ACC Academic team member ... had a 1-1 record, a team-high seven saves, and a 4.82 ERA in a team-tying-high 24 appearances, all out of the bullpen ... in 28.0 innings pitched, he allowed 19 hits (team-best .192 opponents' batting average) and 13 walks with 35 strikeouts ... tied for eighth in the ACC in saves ... finished a team-high 14 games on the mound ... did not allow a steal ... only allowed one of 15 inherited baserunners to score ... held opponents to a .184 batting average with runners on base ... retired both batters he faced with runners on second and third, including one by strikeout, to record the save against William & Mary on Feb. 15 ... recorded the save in the first game of a doubleheader against Wright State on Feb. 23 ... pitched 2.0 innings in relief with three strikeouts to record the save against #7 South Carolina at Greenville, SC on Mar. 2 ... pitched a hitless and scoreless ninth inning with one strikeout to record the save at #8 N.C. State on Mar. 9 ... pitched a hitless and scoreless ninth inning with two strikeouts to record the save against Gardner-Webb on Apr. 3 ... pitched 2.2 perfect innings with three strikeouts to record the save at Boston College on Apr. 7 ... pitched a perfect ninth inning with two strikeouts to earn the win against Presbyterian College on Apr. 10 ... pitched 2.0 perfect innings in relief with two strikeouts against Wake Forest on Apr. 12 ... pitched 2.0 innings in relief, allowing one hit and no runs with two strikeouts to record the save in the second game of a doubleheader against Maryland on May 6 ... pitched 2.0 hitless and scoreless innings in relief with three strikeouts at #8 Florida State on May 16.

2012: ACC Academic Honor Roll member ... had a 1-2 record, two saves, and a 2.49 ERA in 13 relief appearances ... in 25.1 innings pitched, he allowed 19 hits (team-best .211 opponents' batting average), including only four extra-base hits, and 11 walks with 29 strikeouts ... had a 2.13 ERA, one save, and a .159 opponents' batting average along with 18 strikeouts in 12.2 innings pitched over seven relief appearances in ACC regular-season games ... in 8.1 innings pitched over six relief appearances away from home, he allowed only two singles (.077 opponents' batting average) and one run (1.08 ERA) ... had an 0.71 ERA and a .143 opponents' batting average in 12.2 innings pitched over five relief appearances against top-25 ranked teams ... held lefthanded batters to a .158 batting average ... did not allow a steal ... pitched 3.1 innings in relief, allowing one hit, no runs, and no walks with three strikeouts against #2 South Carolina at Charleston, SC on Mar. 2 ... pitched 2.0 innings in relief, allowing one hit and no runs with two strikeouts against #6 North Carolina on Mar. 9 ... pitched 2.0 innings in relief, allowing one hit with three strikeouts to record the save against Boston College on Mar. 16 ... pitched a perfect ninth inning with a strikeout to record the save against Elon at Greenville, SC on Mar. 21 ... pitched 1.1 perfect innings in relief at #18 Georgia on Mar. 27 ... pitched 4.0 innings in relief, allowing one hit, no runs, and no walks with seven strikeouts to earn the win against #7 Miami (FL) on Mar. 30 ... pitched 2.1 innings in relief, allowing no hits and one run

with four strikeouts at Georgia Tech on Apr. 27; he left the game in the ninth inning with a "Lat" strain and missed the rest of the season.

2011: All-ACC Academic team member ... ACC Academic Honor Roll member ... had a 1-0 record, two saves, and a 3.09 ERA in 16 relief appearances ... in 23.1 innings pitched, he allowed 12 hits (.154 opponents' batting average), no homers, and 15 walks with 25 strikeouts ... in 10.2 innings pitched over seven relief appearances in ACC regular-season games, he had one save and allowed five hits (.143 opponents' batting average) and four earned runs (3.38 ERA) with 13 strikeouts ... held righthanded batters to a .125 batting average ... held opponents to 0-for-25 with two outs ... had a .122 opponents' batting average with runners on base and .111 batting average with runners in scoring position ... in 6.0 innings pitched in the ninth inning, he allowed just two hits and no runs with nine strikeouts ... allowed only four of 16 inherited baserunners to score ... pitched 2.0 hitless and scoreless innings in relief with two strikeouts against Charleston Southern on Feb. 26; it was his first career appearance ... struck out all three batters he faced in relief against Duke on Mar. 19 ... pitched 1.2 innings in relief, allowing no hits, no runs, and no walks with a strikeout against Duke on Mar. 20 ... pitched 2.1 innings in relief, allowing no hits and no earned runs with four strikeouts against Wake Forest on Apr. 23 ... pitched a scoreless ninth inning with two strikeouts in the second game of a doubleheader against Gardner-Webb on May 7 ... pitched 1.2 hitless and scoreless innings in relief to record his first career save against Furman at Greenville, SC (Fluor Field) on May 10 ... pitched 2.0 hitless and scoreless innings in relief with three strikeouts to record the save in the second game of a doubleheader at Virginia Tech on May 14 ... pitched 2.1 innings in relief, allowing one hit, no runs, and no walks with one strikeout to earn his first career win against N.C. State in the ACC Tournament on May 28 ... played for Florence in the Coastal Plain League in the summer, where he was 1-0 with a league-best 1.19 ERA and .152 opponents' batting average in 45.1 innings pitched over eight appearances (six starts); he allowed only 23 hits and 17 walks with 41 strikeouts; named CPL Co-Pitcher-of-the-Week on July 20 ... rated as the #42 prospect in the Coastal Plain League by **Perfect Game**.

Before Clemson: Preseason honorable mention All-American by **Under Armour** as a senior at Northview High School ... first-team all-region as a junior ... team defensive MVP as a junior ... lettered three times in baseball at Northview High, where he was coached by Joshua Bartlett.

Personal: Majoring in community recreation, sport, & camp management ... born Matthew Scott Campbell on Sept. 28, 1991 in Alpharetta, GA.

Campbell's Overall Stats

Year	ERA	W-L	G-S	SV	IP	H	R	ER	BB	SO
2011	3.09	1-0	16-0	2	23.1	12	9	8	15	25
2012	2.49	1-2	13-0	2	25.1	19	8	7	11	29
2013	4.82	1-1	24-0	7	28.0	19	16	15	13	35
Totals	3.52	3-3	53-0	11	76.2	50	33	30	39	89

Campbell's ACC Regular-Season Stats

Year	ERA	W-L	G-S	SV	IP	H	R	ER	BB	SO
2011	3.38	0-0	7-0	1	10.2	5	5	4	7	13
2012	2.13	1-1	7-0	1	12.2	7	4	3	9	18
2013	5.00	0-0	14-0	3	18.0	10	10	10	9	20
Totals	3.70	1-1	28-0	5	41.1	22	19	17	25	51

Campbell's ACC Tournament Stats

Year	ERA	W-L	G-S	SV	IP	H	R	ER	BB	SO
2011	0.00	1-0	1-0	0	2.1	1	0	0	0	1
2013	36.00	0-0	1-0	0	1.0	3	4	4	1	1
Totals	10.80	1-0	2-0	0	3.1	4	4	4	1	2

Campbell's NCAA Tournament Stats

Year	ERA	W-L	G-S	SV	IP	H	R	ER	BB	SO
2011	10.13	0-0	1-0	0	2.2	2	3	3	2	2



#5 Joe Costigan

OF • L-R • 5-11 • 190 • Jr. • 2VL
Naples, FL • Barron Collier HS

Outfielder who has seen limited action as a Tiger ... one of the top Tigers off the bench ... a career .265 hitter with a .392 on-base percentage in 71 games (19 starts) over three seasons ... has nine doubles, one triple, 17 RBIs, 12 runs, 16 walks, and six hit-by-pitches ... is 10-for-36

(.278) with six RBIs as a pinch-hitter in his career.
2013: Hit .245 with five runs, five doubles, one triple, six RBIs, a .362 on-base percentage, eight walks, and one hit-by-pitch in 27 games (11 starts as the DH) ... Clemson had a 10-1 record in his 11 starts ... was 8-for-26 (.308) with four doubles, one triple, five RBIs, and a .538 slugging percentage in 10 ACC regular-season games (six starts) ... went 1-for-3 with a run-scoring double and walk against Gardner-Webb on Apr. 3 ... went 2-for-4 with a team-tying-season-high two doubles and three RBIs at Boston College on Apr. 5; his three-run double in

the seventh inning proved to be the difference in Clemson's 7-5 win ... went 1-for-2 with a double, RBI, run, and walk at Boston College on Apr. 6 ... hit a pinch-hit single at Boston College on Apr. 7; he was 4-for-8 with three doubles and four RBIs in the series ... went 2-for-4 with a triple, an RBI, and a run against Wake Forest on Apr. 12 ... went 1-for-2 with a run and two walks against Western Carolina on Apr. 24.

2012: Hit .289 with five runs, four doubles, seven RBIs, a .377 on-base percentage, five walks, and two hit-by-pitches in 30 games (eight starts, including five as the DH, two in left field, and one in right field) ... hit .391 with runners on base and .462 with runners in scoring position ... was 7-for-18 (.389) with two doubles, three RBIs, and a .476 on-base percentage as a pinch-hitter ... hit a team-high .417 with four doubles and three RBIs in his 22 games off the bench ... was 2-for-3 with a double, walk, and hit-by-pitch in five postseason games ... hit a team-high .323 in day games ... was 5-for-16 (.313) with a .421 on-base percentage against top-25 ranked teams ... hit a pinch-hit single at #2 South Carolina on Mar. 3 ... went 1-for-4 with an RBI, a run, and walk against #2 South Carolina on Mar. 4; it was his first career start ... hit a pinch-hit, run-scoring double against Boston College on Mar. 16 ... hit a two-run single with a walk against Boston College on Mar. 18 ... hit a pinch-hit single and scored a run at Virginia on Mar. 23 ... came off the bench and went 2-for-2 against #17 N.C. State on Apr. 14 ... came off the bench to go 2-for-2 with a double, two RBIs, and a run against Tennessee Tech on May 8; his two-out, two-run single in the seventh inning sparked Clemson's comeback ... came off the bench to hit a double and scored a run against Furman on May 15 ... hit a key pinch-hit single in the eighth inning against #1 Florida State in the ACC Tournament on May 25 ... hit a pinch-hit double against Coastal Carolina in the Columbia Regional on June 1 ... played for Wilson in the Coastal Plain League in the summer, where he hit .224 with four doubles, one triple, a team-high 22 RBIs, and three steals in 45 games.

2011: Was 2-for-8 (.250) with two runs, four RBIs, three walks, three hit-by-pitches, and a .571 on-base percentage in 14 games, all off the bench ... had three putouts without committing an error ... was 2-for-5 with runners in scoring position ... was 2-for-2 with four RBIs and a walk with the bases loaded ... had his first career hit along with an RBI off the bench against Charleston Southern on Feb. 26 ... hit a pinch-hit, two-run single in the first game of a doubleheader against Gardner-Webb on May 7 ... played for Wilson in the Coastal Plain League in the summer, where he hit .299 with 23 runs, eight doubles, one triple, two homers, and 21 RBIs in 48 games ... rated as the #36 prospect in the Coastal Plain League by **Perfect Game**.

Before Clemson: Rated as the #33 prospect in Florida and the #221 prospect in the nation by **Perfect Game** ... all-area, all-county, and all-conference as a senior at Barron Collier High School ... team captain as a junior and senior ... preseason honorable mention All-American by **Perfect Game** and **Under Armour** as a senior ... all-county and all-conference selection as a sophomore ... from the same high school that produced Tiger first-baseman Andy D'Alessio (2004-07) and Tiger outfielder Jeff Schaus (2008-11) ... lettered four times in baseball at Barron Collier High, where he was coached by Dan Maurer.


Personal: Majoring in sociology ... born Joseph Jeffrey Costigan on June 16, 1991 in Akron, OH.

Costigan's Overall Stats												
Year	AVG	G-S	AB	R	H	2B	3B	HR	RBI	OB%	SB	
2011	.250	14-0	8	2	2	0	0	0	4	.571	0-0	
2012	.289	30-8	45	5	13	4	0	0	7	.377	0-0	
2013	.245	27-11	49	5	12	5	1	0	6	.362	0-0	
Totals	.265	71-19	102	12	27	9	1	0	17	.392	0-0	

Costigan's ACC Regular-Season Stats												
Year	AVG	G-S	AB	R	H	2B	3B	HR	RBI	OB%	SB	
2011	.000	5-0	2	0	0	0	0	0	0	.600	0-0	
2012	.250	11-5	20	1	5	1	0	0	3	.318	0-0	
2013	.308	10-6	26	3	8	4	1	0	5	.357	0-0	
Totals	.271	26-11	48	4	13	5	1	0	8	.364	0-0	

Costigan's ACC Tournament Stats												
Year	AVG	G-S	AB	R	H	2B	3B	HR	RBI	OB%	SB	
2012	.500	2-0	2	0	1	0	0	0	0	.500	0-0	
2013	.000	1-0	1	0	0	0	0	0	0	.000	0-0	
Totals	.333	3-0	3	0	1	0	0	0	0	.333	0-0	

Costigan's NCAA Tournament Stats												
Year	AVG	G-S	AB	R	H	2B	3B	HR	RBI	OB%	SB	
2011	----	2-0	0	0	0	0	0	0	0	1.000	0-0	
2012	1.000	3-0	1	0	1	1	0	0	0	1.000	0-0	
2013	.111	3-2	9	0	1	0	0	0	0	.111	0-0	
Totals	.200	8-0	10	0	2	1	0	0	0	.385	0-0	



#6 Andrew Cox

OF/1B • L-L • 5-11 • 205 • Fr. • HS Belton, SC • Belton-Honea Path HS

Outfielder and first-baseman from nearby Belton, SC.

2013: Red-shirted.

Before Clemson: Rated as the #11 player and #2 outfielder in South Carolina by **Diamond Prospects** ... South Carolina Select All-Star ... two-time all-state selection ... three-time all-region selection ... defensive MVP as a sophomore, junior, and senior ... International Paper Classic All-Tournament team as a junior and senior ... member of the state championship team as a freshman ... lettered five times in baseball and three times in football ... coached by Steve Williams at Belton-Honea Path High School.

Personal: His father, Jimmy, was a member of the Clemson football team in 1979/80 ... his brother, Jay, was an outfielder on the 2011 Clemson baseball team ... from the same hometown as former Tiger All-America catcher Matthew LeCroy (1995-97) ... majoring in community recreation, sport, & camp management ... born Andrew Levi Cox on Nov. 23, 1993 in Greenwood, SC.



#44 Matthew Crowover

LHP • R-L • 5-11 • 205 • Fr. • HS Ringgold, GA • Ringgold HS

Lefthander who is not overpowering, but uses his control to be effective ... was a midweek starter during the first half of the 2013 season, but was in the weekend rotation during the second half of the season ... played a big role in Clemson's 2013 success despite coming off "Tommy John" surgery in March of 2012.

2013: Freshman All-American by **Collegiate Baseball** ... All-ACC Academic team member ... won the Tiger Baseball Award, given to the team's best leader ... had a 7-3 record and a team-best 2.19 ERA in 15 appearances (14 starts) ... in 70.0 innings pitched, he allowed 64 hits (.249 opponents' batting average) and 17 walks with 45 strikeouts ... became the first freshman to lead Clemson in ERA since 2003 ... fifth in the ACC in ERA ... had a team-high six pickoffs and allowed only three steals in nine attempts ... did not allow more than three runs in any of his 15 appearances ... had a 7-3 record, a 1.95 ERA, and .245 opponents' batting average in his 14 starts ... in 36.1 innings pitched over seven starts in ACC regular-season games, he was 3-2 with an ACC-best 1.73 ERA ... in 42.2 innings pitched over his last eight starts, he was 4-3 and allowed just six earned runs (1.27 ERA) ... named ACC Pitcher-of-the-Week on May 13 for his performance in two starts from on May 6, 11; in 13.0 innings pitched, he allowed seven hits, no runs, and four walks with 10 strikeouts to earn two wins ... pitched 3.0 innings in a starting role, allowing one hit, one run, and one walk with four strikeouts against Winthrop on Feb. 27; it was his first career start ... pitched 5.0 innings in a starting role, allowing three hits, one run, and no walks with three strikeouts to earn the win against Wofford on Mar. 6 ... pitched 6.0 innings in a starting role, allowing three hits, no runs, and no walks with two strikeouts to earn the win against Charleston Southern on Mar. 13 ... pitched 5.0 innings in a starting role, allowing four hits, one run, and two walks with four strikeouts to earn the win at Georgia on Mar. 26 ... pitched 6.1 innings in a starting role, allowing four hits, no runs, and one walk with four strikeouts to earn the win at Boston College on Apr. 7; he did not allow a runner past second base ... pitched 5.1 innings in a starting role, allowing five hits and no runs with four strikeouts to earn the win against Wake Forest on Apr. 13 ... pitched 4.1 innings in a starting role, allowing no earned runs at Miami (FL) on Apr. 20 ... pitched 5.1 innings in a starting role, allowing two runs and one walk with six strikeouts in the second game of a doubleheader against #19 Georgia Tech on Apr. 26 ... pitched 6.0 innings in a starting role, allowing four hits, no runs, and one walk with two strikeouts to earn the win in the second game of a doubleheader against Maryland on May 6 ... pitched 7.0 innings in a starting role, allowing three hits, no runs, and three walks with eight strikeouts to earn the win against Georgia Southern on May 11 ... #36 freshman in the nation in the preseason by **Baseball America** ... #57 freshman in the nation in the preseason by **Perfect Game** ... #8 newcomer in the ACC in the preseason by **Baseball America** ... #7 college prospect in South Carolina for the 2014 draft in the preseason by **Perfect Game**.

Before Clemson: Rated as the #62 player and #7 lefthander in the nation and #5 player in Georgia by **Perfect Game** ... #87 high school prospect in the nation by **Baseball America** ... All-American by **Perfect Game** and **Rawlings** ... East Coast Pro Showcase ... Georgia state player-of-the-year as a sophomore and junior ... three-time all-state selection ... had 176 strikeouts in one season ... lettered four times in baseball, two times in football, and two times in basketball ... coached by Brent Tucker at Ringgold High School.

Personal: Majoring in communication studies ... born James Matthew Crowover on Mar. 5, 1993 in East Ridge, TN.

Crowover's Overall Stats												
Year	ERA	W-L	G-S	SV	IP	H	R	ER	BB	SO		
2013	2.19	7-3	15-14	0	70.0	64	19	17	17	45		

Crowover's ACC Regular-Season Stats												
Year	ERA	W-L	G-S	SV	IP	H	R	ER	BB	SO		
2013	1.73	3-2	7-7	0	36.1	38	9	7	9	21		

Crowover's NCAA Tournament Stats												
Year	ERA	W-L	G-S	SV	IP	H	R	ER	BB	SO		
2013	4.50	0-1	1-1	0	4.0	5	2	2	1	3		



#9 Steven Duggar

OF • L-R • 6-1 • 185 • Fr. • HS Moore, SC • James F. Byrnes HS

Outfielder who has the strongest outfield arm on the team ... was the everyday starter in right field in 2013.

2013: Freshman All-American by **Collegiate Baseball** ... All-ACC Academic team member ... hit .300 with 39 runs, 10 doubles, two triples, two homers, 30 RBIs, a .359 on-base percentage, 23 walks, one hit-by-pitch, and 15 steals in 62 games (62 starts in right field) ... one of three Tigers to start every game ... led the team in hits (75) and outfield assists (9); he became the first freshman to lead Clemson in hits since 2005 ... had a team-tying-high 23 multi-hit games ... hit a team-high .370 with three doubles and one triple in six postseason games ... had five bunt singles ... hit .325 against lefthanders ... went 3-for-3 with a double against William & Mary on Feb. 15; it was his first career game; he went 5-for-9 with two doubles, three runs, and two walks in the series ... hit a double, scored two runs, and had threw out two runners at the plate on outfield assists against Wright State on Feb. 24 ... went 2-for-4 with a key two-out, two-run single in the fifth inning against #7 South Carolina at Greenville, SC on Mar. 2 ... went 1-for-2 with a double, four RBIs, and a walk against Wofford on Mar. 6 ... went 3-for-5 with a two-run homer at Georgia on Mar. 26; it was his first career home run ... went 1-for-3 with a double, three runs, one walk, and a steal at Western Carolina on Apr. 9; he hit a one-out double in the ninth inning and scored the go-ahead run ... went 3-for-4 with a walk and steal against Presbyterian College on Apr. 10 ... went 3-for-5 with a homer, four RBIs, one walk, and one steal against Wake Forest on Apr. 14; he hit a two-run, walkoff homer with two outs in the 11th inning ... went 2-for-3 with two runs, two walks, and a steal against Western Carolina on Apr. 24 ... went 2-for-3 with two runs, two walks, and a steal in the first game of a doubleheader against #19 Georgia Tech on Apr. 26 ... went 3-for-4 with a run against Georgia Southern on May 11 ... went 2-for-3 with a double against Miami (FL) in the ACC Tournament on May 25 ... went 3-for-4 with a double and two RBIs against Liberty in the Columbia Regional on May 31 ... went 2-for-4 with a double and run against Liberty in the Columbia Regional on June 2 ... #15 freshman in the nation in the preseason by **Baseball America** ... #48 freshman in the nation in the preseason by **Perfect Game** ... #7 newcomer in the ACC in the preseason by **Baseball America**.

Before Clemson: Rated as the #166 player in the nation and #4 player and #1 position player in South Carolina by **Perfect Game** ... #215 prospect in the nation and #2 high school prospect in South Carolina by **Baseball America** ... #4 player and #1 outfielder in South Carolina by **Diamond Prospects** ... East Coast Pro Showcase ... South Carolina Select All-Star ... all-state selection as a junior and senior ... all-region selection as a sophomore, junior, and senior ... two-time offensive MVP ... member of the Upperstate champions as a sophomore, junior, and senior ... lettered five times in baseball ... coached by Michael at Maus at James F. Byrnes High School.

Personal: Pronounced DUH-guhr ... his mother, Susan, was a swimmer at Evansville ... majoring in community recreation, sport, & camp management ... born Steven Michael Duggar on Nov. 4, 1993 in Spartanburg, SC.

Duggar's Overall Stats												
Year	AVG	G-S	AB	R	H	2B	3B	HR	RBI	OB%	SB	
2013	.300	62-62	250	39	75	10	2	2	30	.359	15-22	

Duggar's ACC Regular-Season Stats												
Year	AVG	G-S	AB	R	H	2B	3B	HR	RBI	OB%	SB	
2013	.233	30-30	120	19	28	1	1	1	12	.321	10-13	

Duggar's ACC Tournament Stats												
Year	AVG	G-S	AB	R	H	2B	3B	HR	RBI	OB%	SB	
2013	.286	3-3	14	0	4	1	1	0	2	.286	0-0	

Duggar's NCAA Tournament Stats												
Year	AVG	G-S	AB	R	H	2B	3B	HR	RBI	OB%	SB	
2013	.462	3-3	13	2	6	2	0	0	2	.462	0-0	



#10 Mike Dunster

INF • L-R • 5-10 • 185 • Jr. • 2VL
Greenwich, CT • Greenwich HS

Infielder who has been used primarily as a pinch-hitter ... a career .273 hitter with a .375 on-base percentage in 45 games (seven starts) over three seasons ... has three doubles, eight RBIs, 10 runs, and nine walks ... has 11 putouts and 12 assists without committing an error in his career.

2013: Hit .154 with two runs, two RBIs, and one walk in 14 games off the bench ... had seven putouts and five assists without committing an error ... hit a pinch-hit, run-scoring single and scored a run against William & Mary on Feb. 17 ... had a pinch-hit walk and scored a run in the second game of a doubleheader at Furman on May 8 ... hit a pinch-hit, run-scoring single against Georgia Southern on May 12.

2012: Hit .233 with two runs, two doubles, four RBIs, a .324 on-base percentage, and four walks in 19 games (six starts as the DH) ... had one putout and three assists without committing an error ... hit .438 with runners on base, .333 with runners in scoring position, and .375 with two outs ... came off the bench and hit a run-scoring double against Holy Cross on Mar. 7 ... went 3-for-4 with a double and three RBIs in his first start of the season against Elon at Greenville, SC on Mar. 21 ... went 2-for-3 against Charleston Southern on Apr. 17 ... hit a one-out, pinch-hit single in the ninth inning with Clemson trailing 7-6 and scored the winning run on Jon McGibbon's walkoff three-run homer against #1 Florida State in the ACC Tournament on May 25 ... played for Wilson in the Coastal Plain League in the summer, where he hit .311 with four steals in 16 games.

2011: Was 6-for-12 (.500) with six runs, one double, two RBIs, four walks, and a .625 on-base percentage in 12 games (one start as the DH) ... had three putouts and four assists without committing an error ... was 3-for-5 with runners on base ... was 5-for-10 with a double, two RBIs, five runs, and a .615 on-base percentage in his 11 games off the bench ... was 4-for-4 with five runs, one double, two RBIs, and three walks in five non-ACC regular-season games; he reached base via a hit or walk in all seven of his plate appearances ... was 5-for-8 with a double, two RBIs, five runs, and a .727 on-base percentage in nine home games ... was 4-for-5 with a double, two RBIs, five runs, and an .875 on-base percentage in four May games ... hit a single in his first career plate appearance against Elon on Mar. 23 ... came off the bench, walked, and scored a run against Western Carolina on Apr. 6 ... hit a pinch-hit, two-run double in the first game of a doubleheader against Gardner-Webb on May 7 ... came off the bench and went 1-for-1 with a run and walk in the second game of a doubleheader against Gardner-Webb on May 7 ... went 1-for-2 with a run and walk in the second game of a doubleheader at Virginia Tech on May 14; his leadoff walk in the eighth inning with the score tied 3-3 set up Brad Miller's go-ahead three-run homer; it was his first career start ... went 1-for-1 with two runs and a walk off the bench against Davidson on May 17 ... hit a pinch-hit single against Sacred Heart in the Clemson Regional on June 3 ... played for North Shore in the New England Collegiate Baseball League in the summer, where he hit .205 with 13 runs, four doubles, one homer, eight RBIs, and seven steals in 24 games.

Before Clemson: Team offensive MVP at Greenwich High School ... played in the Connecticut High School All-Star game ... lettered three times in baseball and three times in football at Greenwich High, where he was coached by Mike Mora.

Personal: His mother, Susan, was a swimmer at South Carolina and his father, Michael, played football at Vanderbilt ... majoring in management ... born Michael Edward Dunster on May 31, 1992 in Greenwich, CT.

Dunster's Overall Stats

Year	AVG	G-S	AB	R	H	2B	3B	HR	RBI	OB%	SB
2011	.500	12-1	12	6	6	1	0	0	2	.625	0-0
2012	.233	19-6	30	2	7	2	0	0	4	.324	0-0
2013	.154	14-0	13	2	2	0	0	0	2	.214	0-0
Totals	.273	45-7	55	10	15	3	0	0	8	.375	0-0

Dunster's ACC Regular-Season Stats


Year	AVG	G-S	AB	R	H	2B	3B	HR	RBI	OB%	SB
2011	.167	5-1	6	1	1	0	0	0	0	.286	0-0
2012	.000	6-2	9	0	0	0	0	0	0	.182	0-0
2013	.000	5-0	4	0	0	0	0	0	0	.000	0-0
Totals	.053	16-3	19	1	1	0	0	0	0	.182	0-0

Dunster's ACC Tournament Stats

Year	AVG	G-S	AB	R	H	2B	3B	HR	RBI	OB%	SB
2012	1.000	1-0	1	1	1	0	0	0	0	1.000	0-0

Dunster's NCAA Tournament Stats

Year	AVG	G-S	AB	R	H	2B	3B	HR	RBI	OB%	SB
2011	.500	2-0	2	0	1	0	0	0	0	.500	0-0



#33 Zack Erwin

LHP • L-L • 6-4 • 180 • Fr. • HS
Duluth, GA • Duluth HS

Lefthander who pitched most of the 2013 season as a reliever, but moved into the weekend rotation in early May.

2013: Had a 5-2 record, two saves, and a 3.45 ERA in 22 appearances (six starts) ... in 60.0 innings pitched, he allowed 53 hits (.248 opponents' batting average) and 20 walks with 32 strikeouts ... did not allow more than three earned runs in any of his 22 appearances ... in 30.0 innings pitched over 11 appearances (two starts) in ACC regular-season games, he was 3-1 with a 3.00 ERA and .243 opponents' batting average ... pitched 0.2 innings in relief, allowing no runs with a strikeout in the second game of a doubleheader against Wright State on Feb. 23; it was his first career appearance ... pitched a perfect ninth inning with one strikeout against #7 South Carolina on Mar. 1 ... struck out both batters he faced in relief at #7 South Carolina on Mar. 3 ... pitched 5.0 innings in relief, allowing one hit, one run, and one walk with three strikeouts to earn his first career win against #12 Virginia on Mar. 16 ... pitched a hitless and scoreless ninth inning to record his first career save against Morehead State on Mar. 20 ... pitched 4.1 innings in relief, allowing three hits, no runs, and one walk with three strikeouts to earn the win in the first game of a doubleheader against Duke on Mar. 23 ... pitched 1.2 perfect innings with two strikeouts to record the save at Boston College on Apr. 5 ... pitched 2.1 hitless and scoreless innings in relief at Miami (FL) on Apr. 21 ... pitched 5.0 innings in his first career start, allowing four hits, one run, and one walk with four strikeouts to earn the win against Western Carolina on Apr. 24 ... pitched 6.0 innings in a starting role, allowing five hits, one run, and one walk to earn the win in the first game of a doubleheader against Maryland on May 6 ... pitched 5.0 innings in a starting role to earn the win against Georgia Southern on May 12 ... pitched 5.1 innings in a starting role, allowing two runs with three strikeouts against #3 North Carolina in the ACC Tournament on May 24.

Before Clemson: East Coast Pro Showcase ... Gwinnett County All-Star team ... Georgia State All-Star team ... team pitching MVP ... set school career and season records for wins and strikeouts ... lettered three times in baseball and three times in basketball ... coached by Matt Champitto at Duluth High School.

Personal: Major is undeclared ... born Zachary Scott Erwin on Jan. 24, 1994 in Chicago, IL.

Erwin's Overall Stats

Year	ERA	W-L	G-S	SV	IP	H	R	ER	BB	SO
2013	3.45	5-2	22-6	2	60.0	53	27	23	20	32

Erwin's ACC Regular-Season Stats


Year	ERA	W-L	G-S	SV	IP	H	R	ER	BB	SO
2013	3.00	3-1	11-2	1	30.0	25	11	10	8	11

Erwin's ACC Tournament Stats

Year	ERA	W-L	G-S	SV	IP	H	R	ER	BB	SO
2013	3.38	0-0	1-1	0	5.1	5	2	2	2	3

Erwin's NCAA Tournament Stats

Year	ERA	W-L	G-S	SV	IP	H	R	ER	BB	SO
2013	6.75	0-1	1-1	0	2.2	4	3	2	0	2



#20 Scott Firth

RHP • R-R • 6-0 • 175 • Sr. • 3VL
Buffalo Grove, IL • Adlai E. Stevenson School

Righthander who had one of the team's best arms ... was used in long relief and made spot starts, but moved into the closer role at midseason in 2013 ... in 195.2 innings pitched over 75 appearances (17 starts) and four seasons, he had a 17-7 record and a 2.94 ERA while allowing 192 hits (.256 opponents' batting average) and 90 walks with 148 strikeouts ... in 90.0 innings pitched over 32 appearances (nine starts) in ACC regular-season games, he had a 9-4 record, five saves, a 3.30 ERA, and .252 opponents' batting average ... drafted three times in his career ... two-time All-ACC Academic selection ... two-time ACC Academic Honor Roll member.

2013: Drafted in the 19th round (#559 overall pick) by the Colorado Rockies and signed in June ... team co-captain ... had a 6-5 record, four saves, and a 3.23 ERA in 19 appearances (six starts) ... in 61.1 innings pitched, he allowed 63 hits (.269 opponents' batting average) and 18 walks with 41 strikeouts ... in his 13 appearances out the bullpen, he allowed 23 hits (.250 opponents' batting average), seven earned runs (2.49 ERA), and nine walks with 18 strikeouts in 25.1 innings pitched ... had three pickoffs ... in 21.1 innings pitched in seven appearances (two starts) on opponents' home fields, he had two saves and a team-best 0.84 ERA ... pitched 7.0 innings in a starting

role, allowing two hits, one run, and one walk with five strikeouts to earn the win against William & Mary on Feb. 17 ... pitched 8.0 innings in a starting role, allowing five hits (all singles), no runs, and two walks with four strikeouts to earn the win against Wright State on Feb. 24 ... pitched 6.0 innings in a starting role, allowing one earned run and one walk with three strikeouts at #7 South Carolina on Mar. 3 ... pitched 6.2 innings in a starting role, allowing one earned run and one walk with three strikeouts at #8 N.C. State on Mar. 10 ... pitched 1.2 hitless and scoreless innings in relief with one strikeout against Georgia on Mar. 27 ... pitched 4.2 innings in relief, allowing three hits, no runs, and two walks with one strikeout to earn the win at #1 North Carolina on Apr. 1; he stranded runners at second and third in the eighth, 10th, and 11th innings without allowing a run ... pitched a scoreless ninth inning with one strikeout to record the save at Western Carolina on Apr. 9 ... pitched 2.0 perfect innings in relief with two strikeouts to record the save against Wake Forest on Apr. 13 ... pitched 3.0 innings in relief, allowing one hit, no runs, and one walk with four strikeouts to earn the win against Wake Forest on Apr. 14; in 5.0 innings pitched over two relief appearances in the series, he was 1-0 with a save and allowed just one hit, no runs, and one walk with six strikeouts ... pitched a perfect ninth inning to record the save at Miami (FL) on Apr. 19 ... pitched 2.0 innings in relief, allowing two hits and no runs with one strikeout to earn the win in the second game of a doubleheader against #19 Georgia Tech on Apr. 26 ... pitched a scoreless ninth inning with three strikeouts against no walks to record the save in the first game of a doubleheader against Maryland on May 6 ... **NCBWA** Stopper-of-the-Year Award Watch List member in the preseason ... #19 senior in the nation in the preseason by **Perfect Game** ... #20 senior in the nation in the preseason by **Baseball America** ... #15 prospect in the ACC for the 2013 draft in the preseason by **Baseball America** ... #5 college prospect in South Carolina for the 2013 draft in the preseason by **Perfect Game**.

2012: Drafted in the 32nd round (#998 overall pick) by the Philadelphia Phillies ... All-ACC Academic team member ... ACC Academic Honor Roll member ... won the Stowe Award, given to the team's most valuable pitcher ... had a 4-0 record, a team-high three saves, and a team-best 2.09 ERA in 24 relief appearances ... in 51.2 innings pitched, he allowed 44 hits (.229 opponents' batting average) and 33 walks with 44 strikeouts ... his 2.09 ERA was the best by a Tiger (given a minimum of 40 innings pitched) since 1998 ... his 24 appearances tied for most on the team ... allowed only two (solo) homers ... in 26.0 innings pitched over 12 relief appearances in ACC regular-season games, he had a 3-0 record, a team-tying-high two saves, and a 3.12 ERA ... had a team-best 1.47 ERA in 30.2 innings pitched over 14 relief appearances at home ... had a team-best 1.30 ERA in day games ... had a team-best 1.04 ERA in the postseason ... held opponents to a .162 batting average with two outs and a .136 batting average with runners in scoring position and two outs ... in 30.2 innings pitched over 14 relief appearances at home, he had a 2-0 record, two saves, and a 1.47 ERA ... pitched 23.0 consecutive scoreless innings from March to April ... pitched 2.0 innings in relief, allowing one hit, no runs, and no walks with four strikeouts against Maine on Feb. 26 ... pitched 4.0 innings in relief, allowing three hits, one run, and two walks with four strikeouts to earn the win against #2 South Carolina on Mar. 4 ... retired all five batters he faced in relief with three strikeouts against #6 North Carolina on Mar. 9 ... pitched 3.1 innings in relief, allowing two hits and no runs with three strikeouts at Western Carolina on Mar. 14 ... pitched 2.1 scoreless innings in relief with two strikeouts against Boston College on Mar. 18 ... pitched 1.2 hitless and scoreless innings in relief with two strikeouts at Virginia on Mar. 25 ... pitched 1.2 perfect innings in relief with two strikeouts to record his first career save against #7 Miami (FL) on Mar. 30 ... pitched 2.1 scoreless innings in relief against #7 Miami (FL) on Apr. 1 ... pitched 5.0 innings in relief, allowing three hits and no runs with two strikeouts to earn the win at Duke on Apr. 6 ... pitched 6.1 innings in relief, allowing two hits, one earned run, and three walks with four strikeouts to earn the win against #17 N.C. State on Apr. 13 ... pitched 2.0 innings in relief with two strikeouts to earn the win at Maryland on Apr. 20 ... pitched 3.2 innings in relief, allowing one hit, no runs, and one walk with three strikeouts against College of Charleston on May 7 ... pitched 2.2 innings with three strikeouts to record the save in the first game of a doubleheader against #1 Florida State on May 14 ... pitched 6.1 innings in relief, allowing four hits and no earned runs with two strikeouts against Georgia Tech in the ACC Tournament on May 26 ... pitched 2.0 innings in relief, allowing one hit and no runs with three strikeouts in the ninth inning to record the save against Coastal Carolina in the Columbia Regional on June 3 ... #72 player in the nation in the preseason by **College Baseball Daily** ... #73 college prospect for the 2012 draft in the preseason by **Baseball America** ... #259 overall prospect for the 2012 draft in the preseason by **Perfect Game** ... #12 prospect in the ACC for the 2012 draft in the preseason by **Baseball America** ... played for Hyannis in the Cape Cod League in the summer, where he was 0-1 with a 5.59 ERA and 11 strikeouts in 9.2 innings pitched over two starts.

2011: All-ACC Academic team member ... ACC Academic Honor Roll member ... had a 5-1 record and 3.06 ERA in 16 appearances (seven

(starts) ... in 50.0 innings pitched, he allowed 42 hits (.225 opponents' batting average) and 27 walks with 38 strikeouts ... had two pickoffs ... in 32.1 innings pitched over eight appearances (six starts) in ACC regular-season games, he was 3-1 with a 2.78 ERA (eighth-best in the ACC) and .202 opponents' batting average (fifth-best in the ACC) ... in 33.0 innings pitched over his seven starts, he had a 4-1 record, 3.00 ERA, and .205 opponents' batting average ... held opponents to a .143 batting average with two outs ... held opponents to 1-for-27 (.037) with two outs and runners on base, 0-for-17 with runners in scoring position and two outs, and 1-for-10 with no walks with the bases loaded ... in his last 14.1 innings pitched over six appearances (one start), he allowed 14 hits, two runs, and two walks with 13 strikeouts ... pitched 2.0 hitless and scoreless innings in relief against Cincinnati on Feb. 25 ... pitched 3.1 innings in relief, allowing three hits, no earned runs, and no walks with one strikeout against #6 Virginia on Mar. 12 ... pitched 6.2 innings in a starting role, allowing three hits, no earned runs, and one walk with five strikeouts to earn the win against Duke on Mar. 20; after giving up a double in the first inning, he retired 18 of the next 19 batters, as the only batter to reach did so on an error ... pitched 5.0 innings in a starting role, allowing three hits and two runs with five strikeouts to earn the win at N.C. State on Mar. 27 ... pitched 6.0 innings in a starting role, allowing two hits and no runs with five strikeouts to earn the win against Maryland on Apr. 9 ... pitched 3.0 innings in relief, allowing three hits, no runs, and no walks with four strikeouts to earn the win against Furman at Greenville, SC (Fluor Field) on May 10 ... pitched 2.0 innings in relief, allowing two hits, no runs, and no walks with one strikeout in the first game of a doubleheader at Virginia Tech on May 14 ... pitched 6.0 innings in a starting role, allowing six hits, one run, and one walk with five strikeouts to earn the win against Sacred Heart in the Clemson Regional on June 3 ... played for Hyannis in the Cape Cod League in the summer, where he was 3-1 with a 1.88 ERA and .218 opponents' batting average in 43.1 innings pitched over nine starts; he allowed just 32 hits with 33 strikeouts; pitched in the Cape Cod League All-Star game; named to the Cape Cod League All-Star team ... #90 prospect in the Cape Cod League by **Perfect Game**.

2010: Had a 2-1 record and a 3.58 ERA in 16 appearances (four starts) ... in 32.2 innings pitched, he allowed 43 hits and 12 walks with 25 strikeouts ... led the team in ERA (minimum 15.0 innings pitched) ... had 44 groundball outs compared to just 23 flyball outs ... Clemson was 4-0 in his four starts ... held leadoff batters of an inning to 5-for-33 (.152) with only one walk against nine strikeouts ... in 9.1 innings pitched after the sixth inning, he allowed just one earned run (0.96 ERA) ... pitched a scoreless inning in relief with two strikeouts in his first career outing against Michigan State at Greenville, SC on Feb. 20 ... pitched 1.1 scoreless innings in relief against Western Carolina on Apr. 14 ... pitched 2.0 innings in relief, allowing one hit, no runs, and one walk with one strikeout against Florida Gulf Coast on May 4 ... pitched 6.0 innings in a starting role, allowing six hits, one run, and one walk with four strikeouts to earn his first career win against Furman at Greenville, SC (Fluor Field) on May 11; he allowed two runners to advance past first base in the first inning, but did not allow a runner past first base in his last 5.0 innings pitched ... pitched 5.1 innings in a starting role, allowing seven hits, two runs, and no walks with six strikeouts to earn the win against Presbyterian College on May 18 ... pitched a scoreless eighth inning against Southern Mississippi in the Auburn Regional on June 4 ... played for Keene in the New England Collegiate Baseball League in the summer, where he had a 1-1 record and a 1.99 ERA in 22.2 innings pitched over seven appearances (three starts); named NECBL Pitcher-of-the-Week on Aug. 1.

Before Clemson: Drafted in the 36th round (#1076 overall pick) by the Baltimore Orioles in 2009 ... #1 high school right-handed prospect in Illinois and #3 overall high school prospect in Illinois by **Prep Baseball Report** ... #11 high school prospect in Illinois and #391 high school prospect in the nation by **Perfect Game** ... member of Team Illinois ... first-team all-state pick as a senior at Adlai E. Stevenson School ... set the school record for career strikeouts ... all-conference selection as a sophomore, junior, and senior ... played in the 2008 Midwest Pro Scout Classic and 2008 Pitch & Hit Club Pro Scout Showcase ... lettered three times in baseball at Adlai E. Stevenson School, where he was coached by Paul Mazzuca.

Personal: First Tiger from Illinois since 1991 (Tad Smith) ... graduated on May 10, 2013 with a degree in sociology ... born Scott William Firth on Jan. 2, 1991 in Park Ridge, IL.

Firth's Overall Stats												
Year	ERA	W-L	G-S	SV	IP	H	R	ER	BB	SO	2B	3B
2010	3.58	2-1	16-4	0	32.2	43	21	13	12	25	0	0
2011	3.06	5-1	16-7	0	50.0	42	24	17	27	38	0	0
2012	2.09	4-0	24-0	3	51.2	44	15	12	33	44	0	0
2013	3.23	6-5	19-6	4	61.1	63	30	22	18	41	0	0
Totals	2.94	17-7	75-17	7	195.2	192	90	64	90	148	0	0

Firth's ACC Regular-Season Stats												
Year	ERA	W-L	G-S	SV	IP	H	R	ER	BB	SO	2B	3B
2010	9.00	0-0	1-0	0	1.0	2	1	1	1	2	0	0
2011	2.78	3-1	8-6	0	32.1	24	17	10	21	24	0	0
2012	3.12	3-0	12-0	2	26.0	23	11	9	21	20	0	0
2013	3.82	3-3	11-3	3	30.2	37	15	13	10	23	0	0
Totals	3.30	9-4	32-9	5	90.0	86	44	33	53	69	0	0

Firth's ACC Tournament Stats												
Year	ERA	W-L	G-S	SV	IP	H	R	ER	BB	SO	2B	3B
2010	4.50	0-0	1-0	0	4.0	5	2	2	0	1	0	0
2011	6.75	0-0	1-0	0	1.1	2	1	1	0	1	0	0
2012	0.00	0-0	2-0	0	6.2	4	1	0	4	2	0	0
2013	10.80	0-1	1-0	0	5.0	7	6	6	2	3	0	0
Totals	4.76	0-1	5-0	0	17.0	18	10	9	6	7	0	0

Firth's NCAA Tournament Stats												
Year	ERA	W-L	G-S	SV	IP	H	R	ER	BB	SO	2B	3B
2010	7.71	0-0	2-1	0	2.1	5	3	2	1	1	0	0
2011	1.50	1-0	1-1	0	6.0	6	1	1	1	5	0	0
2012	4.50	0-0	2-0	1	2.0	3	1	1	1	3	0	0
Totals	3.48	1-0	5-2	1	10.1	14	5	4	3	9	0	0



#1 Malee Gibson

OF • L-L • 5-9 • 165 • Fr. • HS

Sumter, SC • Thomas Sumter Academy

Came on to be the predominant leadoff batter in May of 2013 ... has good speed.

2013: Hit .227 with 20 runs, three doubles, 16 RBIs, five walks, two hit-by-pitches, and eight steals in 40 games (26 starts, including 15 as the DH and 11 in left field) ... came off the bench and went 1-for-2 against William & Mary on Feb. 16; it was his first career game ... hit a double and had two RBIs at #8 N.C. State on Mar. 8 ... went 2-for-4 with a run at #8 N.C. State on Mar. 10 ... went 1-for-2 with a game-high three runs off the bench in the first game of a doubleheader against #19 Georgia Tech on Apr. 26 ... went 3-for-5 with four RBIs and two runs against #19 Georgia Tech on Apr. 27; he was 4-for-8 with four RBIs and five runs in the series ... went 2-for-6 with three RBIs in the first game of a doubleheader at Furman on May 8 ... went 2-for-4 with one RBI, two runs, and two steals in the second game of a doubleheader at Furman on May 8; he was 4-for-10 with four RBIs, three runs, and three steals in the doubleheader ... went 2-for-4 with a double, two RBIs, and two runs against Georgia Southern on May 12 ... went 2-for-4 with a run against #9 N.C. State in the ACC Tournament on May 22.

Before Clemson: Rated as the #10 player in South Carolina by **Perfect Game** ... #34 prospect and #7 high school prospect in South Carolina by **Baseball America** ... #15 player and #3 outfielder in South Carolina by **Diamond Prospects** ... region MVP as a senior ... lettered five times in baseball ... coached by Bill DeLavan at Thomas Sumter Academy.


Personal: Pronounced muh-LEEK ... majoring in general engineering ... born Maleeke Sirion Gibson on Feb. 20, 1994 in Sumter, SC.

Gibson's Overall Stats												
Year	AVG	G-S	AB	R	H	2B	3B	HR	RBI	OB%	SB	CS
2013	.227	40-26	110	20	25	3	0	0	16	.271	8	9

Gibson's ACC Regular-Season Stats												
Year	AVG	G-S	AB	R	H	2B	3B	HR	RBI	OB%	SB	CS
2013	.195	17-9	41	9	8	2	0	0	6	.233	1	1

Gibson's ACC Tournament Stats												
Year	AVG	G-S	AB	R	H	2B	3B	HR	RBI	OB%	SB	CS
2013	.333	3-3	15	2	5	0	0	0	1	.375	1	2

Gibson's NCAA Tournament Stats												
Year	AVG	G-S	AB	R	H	2B	3B	HR	RBI	OB%	SB	CS
2013	.000	2-1	4	1	0	0	0	0	1	.000	0	0



#23 Daniel Gossett

RHP • R-R • 6-0 • 180 • So. • 1VL

Lyman, SC • James F. Byrnes HS

Right-hander who has one of the team's best arms and breaking balls ... was the Friday starter during the entire 2013 season ... in 175.1 innings pitched over 35 appearances (26 starts) and two seasons, he has a 16-7 record, two saves, one shutout, and a 3.34 ERA while allowing 140 hits (.216 opponents' batting average) and 77 walks with 178

strikeouts ... his 9.14 strikeouts-per-nine-innings-pitched mark is ninth-best in school history.

2013: Second-Team All-ACC selection ... won the Stowe Award, given to the team's most valuable pitcher ... won the Dedication Award for outstanding work in the strength training room ... had a 10-4 record, one shutout, and a 2.56 ERA in 16 starts ... in 98.1 innings pitched, he allowed 78 hits (.213 opponents' batting average) and 38 walks with 91 strikeouts ... tied for fourth in the ACC in wins, tied for fifth in starts, sixth in opponents' batting average, seventh in strikeouts, tied for seventh in innings pitched, and ninth in ERA ... led the team in wins, starts, innings pitched, and strikeouts ... had two pickoffs ... became the first Tiger to record 10 wins in a season since 2002 ... in 60.2 innings pitched over 10 ACC regular-season starts, he was 7-2 with a 2.67 ERA and .225 opponents' batting average along with 55 strikeouts against 22 walks; he tied for the ACC lead in wins ... held lefthanded batters to a .193 batting average ... pitched 6.2 innings in a starting role, allowing four hits, no runs, and one walk with six strikeouts against William & Mary on Feb. 15; he did not allow a runner past second base ... pitched 5.0 innings in a starting role, allowing one run with six strikeouts to earn the win in the first game of a doubleheader against Wright State on Feb. 23 ... pitched 6.1 innings in a starting role, allowing three hits and one earned run against #7 South Carolina on Mar. 1 ... pitched 6.2 innings in a starting role, allowing five hits and two earned runs with nine strikeouts to earn the win at #8 N.C. State on Mar. 8 ... pitched 7.0 innings in a starting role, allowing five hits, two runs, and no walks with six strikeouts against #12 Virginia on Mar. 15 ... pitched a five-hit shutout, allowing no walks with three strikeouts to earn the win against Duke on Mar. 22; it was the first shutout by a Tiger since 2008 ... pitched 6.2 innings in a starting role, allowing three hits and three earned runs with seven strikeouts to earn the win at Boston College on Apr. 5 ... pitched 6.0 innings in a starting role, allowing one earned run and two walks with nine strikeouts to earn the win against Wake Forest on Apr. 12 ... pitched 7.0 innings in a starting role, allowing three hits, no runs, and two walks with 10 strikeouts to earn the win at Miami (FL) on Apr. 19 ... pitched 7.0 innings in a starting role, allowing five hits, one run, and two walks with four strikeouts to earn the win in the first game of a doubleheader against #19 Georgia Tech on Apr. 26 ... pitched 7.1 innings in a starting role, allowing two hits, one run, and two walks with a team-season-high 12 strikeouts to earn the win against Georgia Southern on May 10 ... pitched 6.0 innings in a starting role, allowing three hits and no runs with three strikeouts to earn the win at #8 Florida State on May 16; named ACC Pitcher-of-the-Week on May 20 for his performance ... pitched 6.0 innings in a starting role, allowing five hits and two runs with two strikeouts to earn the win against Saint Louis in the Columbia Regional on June 1 ... #120 overall prospect in the nation for the 2014 draft in the preseason by **Perfect Game** ... #75 sophomore in the nation in the preseason by **Perfect Game** ... #6 prospect in the ACC for the 2014 draft in the preseason by **Baseball America** ... #9 prospect in the ACC for the 2014 draft in the preseason by **Perfect Game** ... #1 college prospect in South Carolina for the 2014 draft in the preseason by **Perfect Game**.

2012: Clemson's Male Rookie-of-the-Year ... had a 6-3 record, two saves, and a 4.32 ERA in 19 appearances (10 starts) ... in 77.0 innings pitched, he allowed 62 hits (.221 opponents' batting average) and 39 walks with a team-high 87 strikeouts ... seventh in the ACC in opponents' batting average and eighth in strikeouts ... did not allow any of his five inherited baserunners to score ... held right-handed batters to a .183 batting average ... had a 1.61 ERA in 22.1 innings pitched over four appearances (two starts) in May ... had a 1.98 ERA and a .170 opponents' batting average in two postseason starts ... in 10.0 innings pitched in the second inning, he allowed just one hit, no runs, and no walks with 12 strikeouts ... named one of four national players-of-the-week by **Collegiate Baseball** for his performance in two games from Apr. 2-8; in 9.0 innings pitched over two appearances (one start), he earned a win and save while allowing only five hits (all singles), no runs, and no walks with 15 strikeouts ... pitched a hitless and scoreless ninth inning in relief against UAB on Feb. 17; it was his first career appearance ... pitched a hitless and scoreless inning with one strikeout to record his first career save against Maine on Feb. 26 ... pitched 7.0 innings in a starting role, allowing three hits (all in the first inning), two runs, and two walks with 10 strikeouts to earn his first career win against Elon at Greenville, SC on Mar. 21; he retired the last 13 batters he faced and 19 of the last 20 batters ... pitched 5.0 innings in a starting role with four strikeouts to earn the win at #18 Georgia on Mar. 27 ... pitched 7.0 innings in a starting role, allowing three hits, no runs, and no walks with a team-season-high 13 strikeouts to earn the win against Winthrop on Apr. 3; he retired the first 15 batters ... pitched 2.0 innings in relief, allowing two hits, no runs, and no walks with two strikeouts to record the save at Duke on Apr. 8 ... pitched 5.1 innings in relief, allowing three hits with seven strikeouts to earn the win at Georgia Tech on Apr. 29 ... pitched 4.1 innings in relief, allowing three hits, one run, and one walk with eight strikeouts to earn the win against College of Charleston on May 5 ... pitched 4.0 innings in relief, allowing two hits and no runs with three strikeouts to earn

the win against #1 Florida State on May 12 ... pitched 7.1 innings in a starting role, allowing six hits, two runs, and two walks with seven strikeouts at Wake Forest on May 18 ... pitched 6.2 innings in a starting role, allowing four hits and one run with six strikeouts against #17 Virginia in the ACC Tournament on May 24 ... pitched 7.0 innings in a starting role, allowing four hits, two runs, and three walks with eight strikeouts at #2 South Carolina in the Columbia Regional on June 2 ... #47 freshman in the nation in the preseason by **Baseball America** ... #53 freshman in the nation in the preseason by **Perfect Game** ... #8 newcomer in the ACC in the preseason by **Baseball America**.

Before Clemson: Drafted in the 16th round (#502 overall) by the Boston Red Sox in 2011 ... #127 player in the nation and #5 player in South Carolina by **Perfect Game** ... #4 player and #2 pitcher in South Carolina by **Diamond Prospects** ... #7 prospect in South Carolina for the 2011 draft by **Baseball America** ... member of the South Carolina Select Team and played in the Select Games ... all-state and all-conference selection as a senior ... won the team's Pitching Award as a senior ... won the team's Offense Award as a sophomore ... lettered four times in baseball at James F. Byrnes High, where he was coached by Dwayne Haun.

Personal: Majoring in community recreation, sport, & camp management ... born Daniel James Gossett on Nov. 13, 1992 in Spartanburg, SC.

Gossett's Overall Stats

Year	ERA	W-L	G-S	SV	IP	H	R	ER	BB	SO
2012	4.32	6-3	19-10	2	77.0	62	37	37	39	87
2013	2.56	10-4	16-16	0	98.1	78	40	28	38	91
Totals	3.34	16-7	35-26	2	175.1	140	77	65	77	178

Gossett's ACC Regular-Season Stats

Year	ERA	W-L	G-S	SV	IP	H	R	ER	BB	SO
2012	4.34	2-2	5-1	1	18.2	15	9	9	11	19
2013	2.67	7-2	10-10	0	60.2	52	26	18	22	55
Totals	3.06	9-4	15-11	1	79.1	67	35	27	33	74

Gossett's ACC Tournament Stats

Year	ERA	W-L	G-S	SV	IP	H	R	ER	BB	SO
2012	1.35	0-0	1-1	0	6.2	4	1	1	6	6
2013	7.11	0-1	1-1	0	6.1	6	6	5	2	6
Totals	4.15	0-1	2-2	0	13.0	10	7	6	8	12

Gossett's NCAA Tournament Stats

Year	ERA	W-L	G-S	SV	IP	H	R	ER	BB	SO
2012	2.57	0-0	1-1	0	7.0	4	2	2	3	8
2013	3.00	1-0	1-1	0	6.0	5	2	2	5	2
Totals	2.77	1-0	2-2	0	13.0	9	4	4	8	10



#11 Shane Kennedy

INF/OF • R-R • 6-2 • 190 • Jr. • JC
Orlando, FL • Santa Fe College

Junior-college transfer who is one of the team's top power hitters ... has good speed and is one of the team's best baserunners ... a career .320 hitter with a .409 on-base percentage in 105 games (102 starts) over two seasons (one at North Florida and one at Clemson) at the collegiate level ... has 15 doubles, seven triples, seven homers, 59 RBIs, 84 runs, 55 walks, five hit-by-pitches, and 28 steals.

2013: Second-Team All-ACC selection ... hit .317 with 47 runs, five doubles, four triples, five homers, 35 RBIs, a .408 on-base percentage, 37 walks, and 22 steals in 62 games (62 starts, including 32 as the DH, 29 at third base, and one in left field) ... fifth in the ACC in steals and tied for sixth in triples ... led the team in batting average, runs, triples, walks, on-base percentage, sacrifice flies (5), and steals ... had a team-tying-high 23 multi-hit games ... had eight bunt singles ... one of three Tigers to start every game ... had at least one RBI in each of his first seven games as a Tiger ... had an 11-game hitting streak from April to May ... member of the Columbia Regional All-Tournament team after going 4-for-13 (.308) with one homer, two RBIs, and two runs in three games ... hit a two-out, two-run homer in the eighth inning to score the game's only runs against William & Mary on Feb. 15; it was his first game and hit as a Tiger ... went 3-for-3 with a triple, three RBIs, two runs, one walk, and a steal against Wofford on Mar. 6 ... hit a two-run homer and had three RBIs against #12 Virginia on Mar. 15 ... went 2-for-3 with a double, run, and three walks at #1 North Carolina on Apr. 1; he was 5-for-11 (.455) with a double and three walks in the series ... went 1-for-3 with one RBI, one run, two walks, and two steals against Presbyterian College on Apr. 10; he led off the ninth inning with a walk and scored the walkoff run on Tyler Krieger's two-out single ... went 2-for-3 with a double, two runs, one RBI, and a steal against Western Carolina on Apr. 24 ... hit a two-run homer against Maryland on May 4 ... went 3-for-4 with an RBI and a steal in the first game of a doubleheader at Furman on May 8 ... went 1-for-3 with a homer, three runs, one walk, and a team-tying-season-high three steals in the second game of a doubleheader at Furman on May 8; he was 4-for-7 with one homer, two RBIs, four runs, one walk, and four

steals in the doubleheader ... went 2-for-2 with a triple, an RBI, and two walks against Georgia Southern on May 10; he was 5-for-10 with a triple, three RBIs, three runs, and two walks in the series ... went 2-for-5 with two RBIs and a steal at #8 Florida State on May 16 ... went 3-for-5 with two runs, one walk, and two steals against #3 North Carolina in the ACC Tournament on May 24 ... went 3-for-5 with a homer and two runs against Saint Louis in the Columbia Regional on June 1 ... #11 college prospect in South Carolina for the 2013 draft in the preseason by **Perfect Game**.

Before Clemson: Junior college All-American and all-state selection ... freshman All-American at North Florida in 2011 ... hit .324 with two homers, 24 RBIs, and six steals in 43 games (40 starts) at North Florida in 2011 ... lettered multiple times in baseball at Olympia High School ... coached by Johnny Wiggs at Santa Fe College ... coached by Smoke Laval at North Florida ... coached by Randy O'Neal at Olympia High School.

Personal: Majoring in communication studies ... born Shane Hilton Kennedy on Jan. 31, 1992 in Orlando, FL.

Kennedy's Overall Stats

Year	AVG	G-S	AB	R	H	2B	3B	HR	RBI	OB%	SB
2011*	.324	43-40	148	37	48	10	3	2	24	.410	6-7
2013	.317	62-62	218	47	69	5	4	5	35	.408	22-27
Totals	.320	105-102	366	84	117	15	7	7	59	.409	28-34

* - North Florida

Kennedy's ACC Regular-Season Stats

Year	AVG	G-S	AB	R	H	2B	3B	HR	RBI	OB%	SB
2013	.308	30-30	107	19	33	2	2	2	14	.406	5-6

Kennedy's ACC Tournament Stats

Year	AVG	G-S	AB	R	H	2B	3B	HR	RBI	OB%	SB
2013	.250	3-3	12	3	3	0	0	0	0	.308	4-4

Kennedy's NCAA Tournament Stats

Year	AVG	G-S	AB	R	H	2B	3B	HR	RBI	OB%	SB
2013	.308	3-3	13	2	4	0	0	1	2	.308	0-0



#15 Mike Kent

RHP • R-R • 6-0 • 195 • *Jr. • 2VL
Springfield, VA • West Springfield HS

Righthander who was a long reliever and spot starter ... had one of the team's best breaking balls ... in 72.1 innings pitched over 41 appearances (three starts) and four active seasons, he had a 3-4 record, two saves, and a 4.73 ERA while allowing 82 hits (.284 opponents' batting average) and 25 walks with 41 strikeouts ... had a 3.94 ERA and one save in 32.0 innings pitched over 16 relief appearances in ACC regular-season games in his career.

2013: Had a 1-1 record and a 3.38 ERA in 13 relief appearances ... in 18.2 innings pitched, he allowed 24 hits and two walks with 12 strikeouts ... held opponents to a .182 batting average with two outs ... pitched 3.0 innings in relief, allowing three hits, no runs, and no walks with four strikeouts to earn the win against Morehead State on Mar. 19 ... pitched a perfect inning in relief with one strikeout in the second game of a doubleheader against Duke on Mar. 23 ... pitched 5.0 innings in relief, allowing two runs and no walks with one strikeout at #1 North Carolina on Mar. 30 ... pitched a hitless and scoreless inning in relief in the second game of a doubleheader against Maryland on May 6 ... pitched 1.1 innings in relief, allowing one hit, no earned runs, and no walks with one strikeout against Miami (FL) in the ACC Tournament on May 25.

2012: One of five winners of the Tom Walter College Baseball Inspiration Award ... Determined Spirit Award winner for showing outstanding perseverance and achieving excellence ... ACC Academic Honor Roll member ... had a 1-2 record, two saves, and a 3.76 ERA in 21 appearances (one start) ... in 38.1 innings pitched, he allowed 42 hits (.276 opponents' batting average) and 10 walks with 21 strikeouts ... in 36.2 innings pitched over his 20 relief appearances, he had two saves and a 2.70 ERA ... only allowed five of his 22 inherited baserunners to score ... held opponents to a .227 batting average with runners in scoring position ... in 6.0 innings pitched in the ninth inning, he allowed only two singles, no runs, and no walks with four strikeouts ... pitched a scoreless seventh inning in the first game of a doubleheader against UAB on Feb. 18 ... pitched 2.0 innings in relief, allowing one hit, no runs, and no walks against Maine on Feb. 25 ... pitched a scoreless seventh inning against #6 North Carolina on Mar. 11 ... pitched 2.0 innings in relief, allowing no hits, no runs, and no walks with three strikeouts against Elon on Mar. 20 ... pitched 5.1 innings in relief, allowing five hits and three runs with three strikeouts at Virginia on Mar. 23 ... pitched 2.0 innings in relief, allowing no earned runs with four strikeouts against Presbyterian College on Mar. 28 ... pitched 4.0 innings in relief, allowing one run and no walks with three strikeouts to record his first career save against Furman at Greenville, SC (Fluor Field) on Apr. 10 ... pitched 1.2 perfect innings in relief with

two strikeouts against #17 N.C. State on Apr. 15 ... pitched 1.1 scoreless innings in relief with one strikeout against Charleston Southern on Apr. 17 ... pitched 3.1 innings in relief, allowing three hits, no runs, and no walks with two strikeouts to record the save in the first game of a doubleheader at Maryland on Apr. 21; he was pitching near his hometown ... pitched 5.0 innings in relief, allowing four hits, one run, and no walks with one strikeout to earn the win at Georgia Tech on Apr. 28 ... pitched 1.1 innings in relief, allowing one hit, no runs, and no walks against Furman on May 15 ... played for Bethesda in the Cal Ripken Collegiate Baseball League in the summer, where he was 1-0 with a 5.56 ERA in 11.1 innings pitched over five relief appearances.

2011: Had an 0-0 record and 54.00 ERA in one relief appearance ... was hampered by injury ... received a medical red-shirt ... pitched 0.1 innings against Western Carolina on Apr. 6; he allowed one hit, two runs, and three walks ... played for Bethesda in the Cal Ripken Collegiate Baseball League in the summer, where he was 4-0 with a 3.65 ERA and .240 opponents' batting average in 27.1 innings pitched over 10 appearances (two starts); he allowed 24 hits and eight walks with 24 strikeouts; he was a member of the league champions.

2010: Had a 1-1 record and 7.80 ERA in six appearances (two starts) ... in 15.0 innings pitched, he allowed 15 hits (.254 opponents' batting average) and 10 walks with eight strikeouts ... held opponents to 2-for-16 (.125) with two outs ... had 24 groundball outs compared to just 11 flyball outs ... pitched 3.1 innings in relief, allowing two hits, no runs, and one walk with three strikeouts to earn his first win as a Tiger in his first career appearance against Georgia Southern on Mar. 17 ... pitched 4.0 innings in a starting role, allowing four hits and two earned runs against Elon on Mar. 24; it was his first career start ... struck out all three batters he faced at Wake Forest on May 14 ... played for Bethesda in the Cal Ripken Collegiate Baseball League in the summer, where he pitched an inning in his only relief appearance.

Before Clemson: First-team all-state selection as a junior and senior at West Springfield High School ... #13 high school prospect in Virginia and #304 high school prospect in the nation by **Perfect Game** ... East Coast Pro Showcase selection ... region MVP as a senior ... first-team all-district as a sophomore, junior, and senior ... 2008 Orlando Baseball Classic All-Tournament pick ... Patriot District Pitcher-of-the-Year as a junior ... lettered three times in baseball at West Springfield High, where he was coached by John James.

Personal: Endured a six-hour bone marrow transplant surgery for his ailing brother, Matt, who is battling Hodgkin's Lymphoma, on Apr. 23, 2012; Matt continues to progress from the debilitating disease ... graduated on May 10, 2013 with a degree in management ... born Michael Travis Kent on Oct. 30, 1990 in Fairfax, VA.

Kent's Overall Stats

Year	ERA	W-L	G-S	SV	IP	H	R	ER	BB	SO
2010	7.80	1-1	6-2	0	15.0	15	14	13	10	8
2011	54.00	0-0	1-0	0	0.1	1	2	2	3	0
2012	3.76	1-2	21-1	2	38.1	42	20	16	10	21
2013	3.38	1-1	13-0	0	18.2	24	9	7	2	12
Totals	4.73	3-4	41-3	2	72.1	82	45	38	25	41

Kent's ACC Regular-Season Stats

Year	ERA	W-L	G-S	SV	IP	H	R	ER	BB	SO
2010	5.79	0-0	2-0	0	4.2	3	3	3	2	4
2012	3.57	1-1	8-0	1	17.2	15	7	7	6	8
2013	3.72	0-1	6-0	0	9.2	13	5	4	1	6
Totals	3.94	1-2	16-0	1	32.0	31	15	14	9	18

Kent's ACC Tournament Stats

Year	ERA	W-L	G-S	SV	IP	H	R	ER	BB	SO
2012	27.00	0-1	1-0	0	0.2	1	2	2	1	1
2013	0.00	0-0	1-0	0	1.1	1	1	0	0	1
Totals	9.00	0-1	2-0	0	2.0	2	3	2	1	2

Kent's NCAA Tournament Stats

Year	ERA	W-L	G-S	SV	IP	H	R	ER	BB	SO
2013	4.50	0-0	1-0	0	2.0	3	1	1	0	1



#19 Brody Koerner

RHP • R-R • 6-1 • 205 • Fr. • HS
Concord, NC • Jay M. Robinson HS

Righthander who was the team's top midweek starter in 2013.

2013: Had a 1-1 record and a 3.99 ERA in 10 appearances (five starts) ... in 29.1 innings pitched, he allowed 24 hits (.222 opponents' batting average) and 22 walks with 28 strikeouts ... Clemson had a 4-1 record in his five starts ... allowed only one steal ... held opponents to a .189 batting average with runners on base ... pitched 2.2 innings in relief, allowing two hits and no earned runs with four strikeouts against Winthrop on Feb. 27 ... pitched 4.0 innings in a starting role, allowing four hits and one earned run with three strikeouts against Morehead State on Mar. 20; it was his first career start ... pitched 5.1 innings in a starting role, allowing one earned run with three strikeouts against Presbyterian College on Apr. 10 ... pitched 2.0 innings in

TIGER BIOS

relief, allowing two hits and no runs with four strikeouts ... pitched 6.0 innings in a starting role, allowing one hit and no runs with seven strikeouts to earn the win in the first game of a doubleheader at Furman on May 8; it was his first career outing away from home.

Before Clemson: Rated as the #16 prospect and #5 high school prospect in North Carolina by **Baseball America** ... East Coast Pro Showcase ... played in the North Carolina State games and North Carolina vs. South Carolina Border Games ... two-time all-state selection ... two-time region pitcher-of-the-year ... lettered three times in baseball, three times in basketball, and one time in football ... coached by Jason Sarvis at Jay M. Robinson High School.


Personal: Pronounced KUHR-nuhr ... his father, Loren, and mother, Brenda, both played basketball at Davis & Elkins College ... his sister, Tabby, was a junior basketball player at Gardner-Webb in 2012-13 ... majoring in pre-business ... born Brody Tyler Koerner on Oct. 17, 1993 in Winchester, VA.

Koerner's Overall Stats

Year	ERA	W-L	G-S	SV	IP	H	R	ER	BB	SO
2013	3.99	1-1	10-5	0	29.1	24	20	13	22	28

Koerner's ACC Regular-Season Stats

Year	ERA	W-L	G-S	SV	IP	H	R	ER	BB	SO
2013	54.00	0-0	1-0	0	0.1	0	3	2	2	1



#32 Tyler Krieger

SS • S-R • 6-2 • 170 • Fr. • HS
Johns Creek, GA • Northview HS

Switch-hitter who was the starting shortstop during the entire 2013 season.

2013: Hit .257 with 28 runs, 10 doubles, one triple, 27 RBIs, a .349 on-base percentage, 28 walks, four hit-by-pitches, and nine steals in 62 games (62 starts at shortstop) ... had a .958 fielding percentage

... did not commit an error in the last nine games and committed only one error in the last 17 games ... one of three Tigers to start every game ... hit .310 with runners in scoring position ... had a team-high six sacrifice bunts ... had 14 multi-hit games ... had a team-high two walkoff hits, both singles ... went 2-for-4 with an RBI against #7 South Carolina at Greenville, SC on Mar. 2 ... went 2-for-4 with an RBI and a run against #12 Virginia on Mar. 17 ... went 1-for-2 with a double, two RBIs, and two runs against Morehead State on Mar. 19 ... went 2-for-3 with a double and run against Morehead State on Mar. 20; he was 3-for-5 with two doubles, two RBIs, and three runs in the midweek series ... went 2-for-5 with an RBI and a run at #1 North Carolina on Apr. 1 ... went 2-for-3 with two RBIs, a run, walk, and steal at Western Carolina on Apr. 9 ... went 4-for-5 with a triple, one RBI, one run, and a steal against Presbyterian College on Apr. 10; he led off the eighth inning with a triple on a 1-2 pitch and scored the tying run on a wild pitch, then hit a walkoff single on an 0-2 pitch with two outs in the ninth inning ... had the game's only RBI when he hit a run-scoring single with two outs in the fifth inning in Clemson's 1-0 victory against Wake Forest on Apr. 13 ... went 3-for-3 with two RBIs, one run, and two walks in the first game of a doubleheader against #19 Georgia Tech on Apr. 26 ... went 2-for-5 with one walk and a walkoff single with two outs in the 11th inning in the second game of a doubleheader against #19 Georgia Tech on Apr. 26 ... went 2-for-4 with one RBI, two runs, and a walk against #19 Georgia Tech on Apr. 27; he was 7-for-12 (.583) with one double, four RBIs, and four walks in the series ... went 2-for-4 with two RBIs and one run against Georgia Southern on May 12 ... #23 freshman in the nation in the preseason by **Perfect Game**.

Before Clemson: Drafted in the 35th round (#1061 overall) by the Seattle Mariners in 2012 ... East Coast Pro Showcase ... Area Code Games ... all-state selection by **ESPN.com** ... team offensive MVP ... lettered three times in baseball ... coached by Josh Bartlett at Northview High School.

Personal: Pronounced KREE-guhr ... his father, Bram, played baseball at Ithaca ... majoring in community recreation, sport, & camp management ... born Tyler Bram Krieger on Jan. 16, 1994 in Laguna, CA.

Krieger's Overall Stats

Year	AVG	G-S	AB	R	H	2B	3B	HR	RBI	OB%	SB
2013	.257	62-62	218	28	56	10	1	0	27	.349	9-15

Krieger's ACC Regular-Season Stats


Year	AVG	G-S	AB	R	H	2B	3B	HR	RBI	OB%	SB
2013	.270	30-30	111	11	30	4	0	0	12	.352	2-7

Krieger's ACC Tournament Stats

Year	AVG	G-S	AB	R	H	2B	3B	HR	RBI	OB%	SB
2013	.100	3-3	10	0	1	0	0	0	1	.308	1-1

Krieger's NCAA Tournament Stats

Year	AVG	G-S	AB	R	H	2B	3B	HR	RBI	OB%	SB
2013	.100	3-3	10	1	1	0	0	0	0	.250	0-0



#39 Jake Long

RHP • R-R • 5-10 • 180 • Jr. • TR

Anderson, SC • East Tennessee State University
Righthander who sat out in 2013 after transferring from East Tennessee State.

2013: Red-shirted ... sat out due to NCAA transfer rules.


Before Clemson: Had a 2-9 record, one save, a 4.38 ERA, .256 opponents' batting average, and 70 strikeouts against 36 walks in 88.1 innings pitched over 19 appearances (15 starts) at East Tennessee State in 2012 ... played at Spartanburg Methodist College in 2011 ... member of the Alaska All-Star team in the summer of 2012 ... lettered multiple times in baseball ... coached by Tony Skole at East Tennessee State ... coached by Tim Wallace at Spartanburg Methodist College ... coached by Adam Comstock at T.L. Hanna High School.

Personal: Played alongside his brother, John, at East Tennessee State in 2012 ... his brother, Matt, played baseball at Erskine ... majoring in economics ... born Jacob Paul Long on Oct. 19, 1991 in Anderson, SC.

Long's Overall Stats

Year	ERA	W-L	G-S	SV	IP	H	R	ER	BB	SO
2012*	4.38	2-9	19-15	1	88.1	89	57	43	36	70

* - East Tennessee State



#12 Jon McGibbon

1B • L-L • 6-1 • 220 • Jr. • 2VL

Lindenhurst, NY • Lindenhurst Senior HS
First-baseman who is a career .269 hitter with a .357 on-base percentage in 160 games (126 starts) over three seasons ... has 17 doubles, one triple, six homers, 84 RBIs, 70 runs, 63 walks, nine hit-by-pitches, and eight steals.

2013: Team co-captain ... hit .285 with 33 runs, five doubles, 37 RBIs, a .363 on-base percentage, 22 walks, five hit-by-pitches, and seven steals in 58 games (58 starts at first base) ... committed only one error in 562 chances and had a .998 fielding percentage ... hit .342 with runners in scoring position ... hit a team-high .333 in 24 games away from home and a team-high .365 in 20 games on opponents' home fields ... was 3-for-6 with one double and 10 RBIs with the bases loaded ... had 16 multi-hit games ... was 25-for-59 (.424) in his last 18 games ... went 2-for-3 with two RBIs and a walk in the second game of a doubleheader against Wright State on Feb. 23 ... went 3-for-5 with an RBI at #8 N.C. State on Mar. 8 ... went 2-for-4 with three RBIs against Morehead State on Mar. 20 ... went 2-for-4 with a double and two runs against Duke on Mar. 22 ... went 2-for-4 with a double, four RBIs, and a steal at Georgia on Mar. 26; he was 3-for-7 with one double, five RBIs, a .556 on-base percentage, and one steal in the series ... had the game's only RBI when he hit a run-scoring single in the sixth inning in Clemson's 1-0 victory at Boston College on Apr. 7 ... went 3-for-4 with four RBIs and three runs at Western Carolina on Apr. 9; his run-scoring single in the ninth inning gave Clemson the lead for good ... went 2-for-3 with three RBIs, one run, and two walks against in the first game of a doubleheader #19 Georgia Tech on Apr. 26 ... went 2-for-3 with two RBIs, one walk, and a steal against #19 Georgia Tech on Apr. 27; he was 4-for-10 with five RBIs, two runs, four walks, and a steal in the series ... went 1-for-2 with a double, RBI, three runs, and two walks in the first game of a doubleheader at Furman on May 8 ... went 4-for-4 with three RBIs, two runs, and one steal in the second game of a doubleheader at Furman on May 8; he was 5-for-6 with a double, four RBIs, five runs, two walks, and one steal in the doubleheader ... went 3-for-4 at #8 Florida State on May 18; he was 6-for-10 with a run, walk, and hit-by-pitch in the series ... went 2-for-6 with two runs and a walk against #3 North Carolina in the ACC Tournament on May 24 ... suffered a hamstring injury in practice on May 28 and missed the Columbia Regional ... #17 prospect in the ACC for the 2013 draft in the preseason by **Perfect Game** ... #7 college prospect in South Carolina for the 2013 draft in the preseason by **Perfect Game**.

2012: Hit .233 with 29 runs, eight doubles, one triple, five homers, 33 RBIs, a .317 on-base percentage, 27 walks, and two hit-by-pitches in 59 games (57 starts, including 55 at first base, one in left field, and one as the DH) ... was 4-for-10 with 11 RBIs and two walks with the bases loaded ... had a 10-game hitting streak from April to May ... reached base safely in 24 consecutive games from April to May ... went 3-for-5 and scored the walkoff run against #2 South Carolina on Mar. 4 ... went 2-for-4 with a homer and four RBIs against Holy Cross on Mar. 7 ... went 2-for-4 with a double, two RBIs, two runs, a walk, and hit-by-pitch against #6 North Carolina on Mar. 11 ... went 1-for-2 with three RBIs and a walk at #18 Georgia on Mar. 27 ... went 2-for-4 with the go-ahead run in the sixth inning against #7 Miami (FL) on Mar. 30 ... hit a leadoff triple and scored the winning run in the 11th inning at Duke on Apr. 6 ... went 3-for-4 with a homer, double, five RBIs, three

runs, and a walk against Furman at Greenville, SC (Fluor Field) on Apr. 10 ... went 2-for-4 with an RBI in the first game of a doubleheader at Maryland on Apr. 21; he was 5-for-12 (.417) with two doubles in the series ... went 2-for-4 with two runs and a walk at Georgia Tech on Apr. 28 ... went 2-for-6 with two RBIs and a run at Georgia Tech on Apr. 29 ... hit a long solo homer and had two RBIs against Furman on May 15 ... went 2-for-4 with a homer against #17 Virginia in the ACC Tournament on May 24 ... went 3-for-5 with a homer, double, four RBIs, and two runs against #1 Florida State in the ACC Tournament on May 25; with one out in the ninth inning and Clemson trailing 7-6, he lined a three-run walkoff homer to right-center against #1 Florida State in the ACC Tournament on May 25; it was only the second walkoff homer by a Tiger in ACC Tournament history and the first since 1981; he won Clemson's Best Moment Award for the walkoff homer; he earned All-ACC Tournament honors by going 5-for-13 (.385) with two homers, one double, five RBIs, and three runs in three games ... played for Falmouth in the Cape Cod League in the summer, where he hit .280 with 13 doubles, one triple, two homers, 20 RBIs, and three steals in 42 games.

2011: Hit .339 with eight runs, four doubles, one homer, 14 RBIs, a .463 on-base percentage, and one steal in 43 games (11 starts, including four at first base, four as the DH, and three in right field) ... Clemson was 10-1 in his 11 starts ... in 19 ACC regular-season games (five starts), he was 10-for-29 (.345) with two doubles, one homer, five RBIs, and a .457 on-base percentage ... was 14-for-27 (.519) with two doubles, 10 RBIs, and a .595 on-base percentage in 32 games off the bench ... was 10-for-17 (.588) with a double, five RBIs, four walks, a hit-by-pitch, and .652 on-base percentage as a pinch-hitter ... was 16-for-37 (.432) after the fifth inning ... reached base in seven of his 11 plate appearances when leading off an inning ... had a hit in each of his first three at-bats and reached base in each of his first six plate appearances ... went 2-for-2 with a double and run in his first game as a Tiger against Eastern Michigan on Feb. 18 ... went 1-for-2 with a run-scoring single in his first career start against Wofford on Mar. 2 ... hit a pinch-hit, run-scoring double against #4 South Carolina on Mar. 6 ... hit his first career home run at N.C. State on Mar. 27 ... hit a pinch-hit, walkoff single with one out in the 10th inning against Coastal Carolina on Apr. 5 ... hit a pinch-hit, run-scoring single against Wake Forest on Apr. 23 ... hit a pinch-hit, run-scoring single against Wake Forest on Apr. 24 ... hit a key pinch-hit single in the ninth inning at Virginia Tech on May 15 ... went 2-for-2 with three RBIs off the bench against Davidson on May 17 ... walked three times at #4 Florida State on May 20 ... won the Omaha Challenge competition among fielders in the fall of 2010 ... played for North Shore in the New England Collegiate Baseball League in the summer, where he played only three games.

Before Clemson: Drafted in the 29th round (#882 overall) by the Seattle Mariners in 2010 ... member of the Greater New York Sandlot team as a senior at Lindenhurst Senior High School ... member of the state champions, Long Island champions, and Suffolk County champions as a senior ... member of the Summer Rivalry Classic team as a junior ... member of the Empire State team as a sophomore ... MVP, all-county, All-Long Island, and all-state selection as a senior ... MVP, two-time all-county, All-Long Island, and all-state selection in football at Lindenhurst Senior High, where he was coached by Michael Cannobio.

Personal: Majoring in sociology ... born Jonathan Gerard McGibbon on Oct. 5, 1992 in Syosset, NY.

McGibbon's Overall Stats

Year	AVG	G-S	AB	R	H	2B	3B	HR	RBI	OB%	SB
2011	.339	43-11	62	8	21	4	0	1	14	.463	1-1
2012	.233	59-57	215	29	50	8	1	5	33	.317	0-1
2013	.285	58-58	207	33	59	5	0	0	37	.363	7-8
Totals	.269	160-126	484	70	130	17	1	6	84	.357	8-10

McGibbon's ACC Regular-Season Stats

Year	AVG	G-S	AB	R	H	2B	3B	HR	RBI	OB%	SB
2011	.345	19-5	29	2	10	2	0	1	5	.457	0-0
2012	.204	28-27	103	12	21	3	1	0	8	.291	0-0
2013	.294	30-30	109	13	32	2	0	0	14	.361	2-3
Totals	.261	77-62	241	27	63	7	1	1	27	.343	2-3

McGibbon's ACC Tournament Stats

Year	AVG	G-S	AB	R	H	2B	3B	HR	RBI	OB%	SB
2011	----	1-0	0	0	0	0	0	0	0	1.000	0-0
2012	.385	3-3	13	3	5	1	0	2	5	.385	0-0
2013	.250	3-3	12	2	3	0	0	0	0	.308	1-1
Totals	.320	7-6	25	5	8	1	0	2	5	.370	1-1

McGibbon's NCAA Tournament Stats

Year	AVG	G-S	AB	R	H	2B	3B	HR	RBI	OB%	SB
2011	.000	3-0	3	0	0	0	0	0	0	.000	0-0
2012	.176	4-4	17	1	3	2	0	0	1	.250	0-1
Totals	.150	7-4	20	1	3	2	0	0	1	.217	0-1



#28 Jonathan Meyer

RHP • R-R • 6-0 • 195 • Sr. • 3VL

San Diego, CA • Cathedral Catholic HS

Righthander who was a long relief and starter during his career ... was effective when keeping the ball down in the strikezone ... in 207.1 innings pitched over 86 appearances (16 starts) and four seasons, he had an 11-8 record, four saves, one complete game, and a 3.86 ERA while allowing 229 hits (.281 opponents' batting average) and 52 walks with 161 strikeouts ... his 86 appearances were fourth-most in school history and his 70 relief appearances were ninth-most in Tiger history ... his 2.26 walks-per-nine-innings-pitched mark was eighth-best in school history ... athletic and good fielder ... two-time All-ACC Academic selection ... two-time ACC Academic Honor Roll member.

2013: All-ACC Academic team member ... had a 2-0 record and a 3.28 ERA in 19 appearances (three starts) ... in 46.2 innings pitched, he allowed 61 hits and seven walks with 37 strikeouts ... his 1.35 walks-per-nine-innings-pitched mark was third-best in school history ... Clemson had a 3-0 record in his three starts ... in 20.0 innings pitched over six appearances (three starts) in night games, he was 1-0 with a 1.80 ERA ... only allowed three of 17 inherited baserunners to score ... pitched 4.0 innings in relief, allowing no runs and no walks with three strikeouts to earn the win against Morehead State on Mar. 20 ... pitched 2.0 innings in relief, allowing two hits and no runs with one strikeout at Georgia on Mar. 26 ... pitched 7.0 innings in a starting role, allowing five hits, one run, and no walks with six strikeouts to earn the win against Gardner-Webb on Apr. 3 ... pitched 2.2 innings in relief, allowing one hit, no runs, and no walks at Miami (FL) on Apr. 20 ... pitched 2.0 scoreless innings in relief at #8 Florida State on May 18 ... pitched 3.2 innings in relief, allowing one run with three strikeouts against Miami (FL) in the ACC Tournament on May 25.

2012: All-ACC Academic team member ... ACC Academic Honor Roll member ... had a 2-5 record, one save, and a 3.96 ERA in a team-tying-high 24 appearances (six starts) ... in 63.2 innings pitched, he allowed 79 hits (.310 opponents' batting average) and 18 walks with 38 strikeouts ... only allowed one steal in four attempts and three (solo) homers ... in 42.0 innings pitched over his 18 relief appearances, he had one save and a 2.36 ERA ... in 30.2 innings pitched over nine appearances (one start) away from home, he had a 2.35 ERA and allowed only six walks with 16 strikeouts ... had a team-best 1.65 ERA in 27.1 innings pitched over eight relief appearances on opponents' home fields ... in 23.1 innings pitched over nine appearances (two starts) in March, he had a 1.93 ERA and 21 strikeouts against only two walks ... pitched 3.0 innings in relief, allowing no earned runs and one walk with four strikeouts at #2 South Carolina on Mar. 3 ... pitched 2.2 innings in relief, allowing no hits and no earned runs with one strikeout against #6 North Carolina on Mar. 10 ... pitched 3.1 innings in relief, allowing three hits, one run, and no walks with five strikeouts to record the save against Boston College on Mar. 17 ... pitched 5.0 innings in a starting role, allowing one run and no walks with five strikeouts to earn the win against Elon on Mar. 20 ... pitched 4.0 innings in a starting role, allowing two hits, one run, and no walks with two strikeouts against Presbyterian College on Mar. 28 ... pitched 2.0 scoreless innings in relief of one-hit ball with two strikeouts against Charleston Southern on Apr. 17 ... pitched 7.0 innings in relief, allowing four hits, no runs, and no walks with two strikeouts to earn the win in the second game of a doubleheader at Maryland on Apr. 21; he threw only 70 pitches (53 strikes) ... pitched 4.0 innings in relief, allowing three hits and one run with three strikeouts at Georgia Tech on Apr. 27; his scoreless innings pitched streak ended at 15.1 in the game ... pitched 8.1 innings in relief, allowing seven hits, one run, and two walks with four strikeouts at #2 South Carolina in the Columbia Regional on June 3; it was the longest outing by a Tiger in 2012 ... played for Duluth in the Northwoods League in the summer, where he was 3-0 with a 6.12 ERA and 39 strikeouts against only 13 walks in 50.0 innings pitched over 14 appearances (eight starts).

2011: ACC Academic Honor Roll member ... had a 5-2 record, one save, and a 3.31 ERA in 23 appearances (seven starts) ... in 68.0 innings pitched, he allowed 55 hits (.221 opponents' batting average) and 19 walks with 63 strikeouts ... had one complete game, which tied him for fifth in the ACC in that category ... in 50.0 innings pitched over 11 appearances (five starts) in ACC regular-season games, he was 4-2 with a 3.06 ERA and allowed 38 hits (.211 opponents' batting average), two homers, and 15 walks with 48 strikeouts ... held opponents to a .150 batting average with two outs ... allowed only one of 13 inherited baserunners to score ... in 13.0 innings pitched after the seventh inning, he allowed just 10 hits (.204 opponents' batting average), no runs, and three walks with 14 strikeouts ... pitched 1.2 innings in relief, allowing no runs with three strikeouts against Wofford on Mar. 2 ... pitched 5.0 innings in relief, allowing three hits, no runs, and two walks with two strikeouts against #6 Virginia on Mar. 13 ... pitched 5.0 innings in relief, allowing one hit, no runs, and one walk with seven strikeouts to earn the win against Duke on Mar. 18 ...

pitched 4.1 innings in relief, allowing two hits and one run with three strikeouts at N.C. State on Mar. 26 ... pitched 4.1 innings in relief, allowing two hits, no runs, and one walk with five strikeouts to earn the win against Maryland on Apr. 8 ... pitched 7.0 innings in his first career start, allowing five hits, two runs, and one walk with seven strikeouts to earn the win in the second game of a doubleheader at Boston College on Apr. 16 ... pitched 6.0 innings in a starting role, allowing four hits, three runs, and one walk with seven strikeouts to earn the win against Wake Forest on Apr. 24 ... struck out all three batters he faced in the eighth inning to record the save at Western Carolina on Apr. 27 ... pitched 6.1 innings in a starting role, allowing three hits, no runs, and no walks with one strikeout to earn the win in the second game of a doubleheader against Gardner-Webb on May 7; he threw just 53 pitches, 43 of which were strikes, and did not allow a runner past second base; he faced just one batter over the minimum and did not throw more than two balls to a batter ... pitched 8.0 innings in a starting role, allowing eight hits, three runs, and no walks with six strikeouts at Virginia Tech on May 15; it was his first career complete game.

2010: Had a 2-1 record, two saves, and a 5.90 ERA in 20 relief appearances ... in 29.0 innings pitched, he allowed 34 hits and eight walks with 23 strikeouts ... had 42 groundball outs compared to only 20 flyball outs ... in 15.0 innings pitched after the seventh inning, he allowed just five earned runs (3.00 ERA) and two walks with 13 strikeouts ... pitched a perfect inning in relief with one strikeout in his first career outing against Michigan State at Greenville, SC on Feb. 20 ... pitched 2.0 perfect innings in relief with one strikeout to record his first career save against Furman on Feb. 21 ... pitched 3.0 innings in relief, allowing one hit, no runs, and one walk with four strikeouts against Dayton on Mar. 3 ... retired all six batters he faced to close out the game to earn his first career win against N.C. State on Mar. 14 ... pitched 1.1 innings in relief, allowing one hit, no runs, and no walks to record the save in the second game of a doubleheader against Virginia Tech on Mar. 20 ... pitched 3.0 innings in relief, allowing three hits, two runs, and no walks with four strikeouts to earn the win against Georgia on Apr. 7 ... pitched a hitless and scoreless eighth inning at Duke on Apr. 11 ... pitched 3.1 innings in relief, allowing two hits and one run in the second game of a doubleheader against Florida Gulf Coast on May 2 ... pitched 2.0 innings in relief, allowing two hits and no runs at Maryland on May 8 ... pitched 2.0 innings in relief, allowing no walks with three strikeouts at Wake Forest on May 15 ... played for Oahu in the Hawaii Collegiate Baseball League in the summer, where he was 4-1 with a 1.22 ERA and 40 strikeouts in 37.0 innings pitched over seven appearances (six starts); he won the Top Pitcher Award as the league's best pitcher and was the starting pitcher for the Makai Islanders in the All-Star game; named the league's #7 prospect by *Baseball America*.

Before Clemson: Section pitcher-of-the-year as a senior at Cathedral Catholic High School ... #67 high school prospect in California and #395 high school prospect in the nation by *Perfect Game* ... team pitcher-of-the-year as a junior and senior ... member of the Division III state champions as a senior ... had a 9-2 record, 2.42 ERA, one save, and 64 strikeouts as a junior ... First-Team All-Western League selection as a junior ... district pitcher-of-the-year as a junior ... lettered three times in baseball at Cathedral Catholic High, where he was coached by Gary Remiker.

Personal: His father, Michael, played basketball at Cal Tech ... graduated on May 10, 2013 with a degree in management ... born Jonathan Paul Meyer on Jan. 2, 1991 in Upland, CA.

Meyer's Overall Stats

Year	ERA	W-L	G-S	SV	IP	H	R	ER	BB	SO
2010	5.90	2-1	20-0	2	29.0	34	20	19	8	23
2011	3.31	5-2	23-7	1	68.0	55	26	25	19	63
2012	3.96	2-5	24-6	1	63.2	79	33	28	18	38
2013	3.28	2-0	19-3	0	46.2	61	18	17	7	37
Totals	3.86	11-8	86-16	4	207.1	229	97	89	52	161

Meyer's ACC Regular-Season Stats


Year	ERA	W-L	G-S	SV	IP	H	R	ER	BB	SO
2010	4.66	1-0	7-0	1	9.2	12	6	5	2	6
2011	3.06	4-2	11-5	0	50.0	38	18	17	15	48
2012	3.91	1-2	10-1	1	25.1	29	12	11	6	18
2013	5.11	0-0	7-0	0	12.1	19	7	7	0	7
Totals	3.70	6-4	35-6	2	97.1	98	43	40	23	79

Meyer's ACC Tournament Stats

Year	ERA	W-L	G-S	SV	IP	H	R	ER	BB	SO
2011	13.50	0-0	1-1	0	1.1	2	2	2	1	1
2013	2.45	0-0	1-0	0	3.2	3	1	1	2	3
Totals	5.40	0-0	2-1	0	5.0	5	3	3	3	4

Meyer's NCAA Tournament Stats

Year	ERA	W-L	G-S	SV	IP	H	R	ER	BB	SO
2010	27.00	0-0	1-0	0	1.0	4	3	3	0	2
2012	1.93	0-0	2-0	0	9.1	8	2	2	3	4
2013	5.40	0-0	1-0	0	1.2	3	1	1	0	3
Totals	4.50	0-0	4-0	0	12.0	15	6	6	3	9



#51 Joseph Moorefield

LHP • L-L • 6-1 • 195 • *Sr. • 3VL

Woodruff, SC • James F. Byrnes HS

Left-hander who was used primarily to face lefthanded batters ... in 34.0 innings pitched over 64 relief appearances and four active seasons, he had a 2-1 record and 5.03 ERA while allowing 44 hits and 17 walks with 26 strikeouts.

2013: One of three winners of Clemson's Academic Achievement Award, which goes to student-athletes who make significant and consistent improvement in their academic coursework ... had an 0-0 record and a 1.69 ERA in 15 relief appearances ... in 5.1 innings pitched, he allowed seven hits and five walks with two strikeouts ... did not allow a steal ... in 1.1 innings pitched over six relief appearances in ACC regular-season games, he did not allow an earned run ... struck out both batters he faced in relief against Winthrop on Feb. 27 ... pitched a perfect sixth inning against Georgia Southern on May 12 ... retired both batters he faced in relief against #3 North Carolina in the ACC Tournament on May 24.

2012: Had an 0-0 record and a 6.23 ERA in 19 relief appearances ... in 8.2 innings pitched, he allowed 13 hits (.333 opponents' batting average) and two walks with 11 strikeouts ... held opponents to 1-for-11 (.091) with two outs, 0-for-8 with runners on base and two outs, and 3-for-18 (.167) with seven strikeouts with runners in scoring position ... allowed just one hit and no runs in 4.0 innings pitched after the seventh inning ... allowed only one of his 18 inherited baserunners and none of his last 16 inherited baserunners to score ... allowed only one hit and no runs in 3.0 innings pitched over seven relief appearances away from home ... in 3.2 innings pitched over seven relief appearances in night games, he allowed no hits, no runs, and one walk with four strikeouts ... pitched a hitless and scoreless ninth inning with one strikeout against Winthrop on Apr. 3 ... pitched a perfect ninth inning with one strikeout against Coastal Carolina on Apr. 24 ... struck out the only batter he faced with one out, a runner on third base, and the score tied in the seventh inning against College of Charleston on May 5 ... struck out the only batter he faced at Wake Forest on May 19 ... struck out the only batter he faced against #17 Virginia in the ACC Tournament on May 24 ... retired both batters he faced in the ninth inning against Georgia Tech in the ACC Tournament on May 26 ... retired the only batter he faced at #2 South Carolina in the Columbia Regional on June 2.

2011: Drafted in the 26th round (#786 overall pick) by the Kansas City Royals ... had a 2-1 record and 5.28 ERA in 24 relief appearances ... in 15.1 innings pitched, he allowed 19 hits (.292 opponents' batting average) and five walks with nine strikeouts ... did not throw a wild pitch ... allowed an earned run in only five of his 24 appearances ... held lefthanded batters to a .161 batting average ... allowed only four of 15 inherited baserunners to score ... pitched a perfect ninth inning with a strikeout against Eastern Michigan on Feb. 18 ... pitched 2.0 innings in relief, allowing no hits, no runs, and no walks with two strikeouts to earn his first career win against #4 South Carolina on Mar. 6 ... pitched a scoreless seventh inning against Furman on Apr. 26 ... struck out the only batter he faced with two outs in the seventh inning, the score tied 3-3, and the potential go-ahead run on third base to earn the win in the second game of a doubleheader at Virginia Tech on May 14 ... retired both batters he faced in relief with one strikeout at #4 Florida State on May 19.

2010: Had an 0-0 record and 5.79 ERA in six relief appearances ... in 4.2 innings pitched, he allowed five hits and five walks with four strikeouts ... allowed a run in only one of his six appearances and a hit in just two of his six appearances ... held opponents to 0-for-4 with two outs ... allowed just one hit in 10 at-bats and no runs with four strikeouts in 3.1 innings pitched over four relief appearances at home ... pitched a perfect eighth inning with two strikeouts against #16 Alabama in the Clemson Super Regional on June 13.

2009: Red-shirted.

Before Clemson: All-state pitcher at James F. Byrnes High School ... played in the North-South All-Star game ... #465 high school prospect in the nation by *Perfect Game* ... #63 high school lefthander prospect in the nation by *Perfect Game* ... #37 prospect in South Carolina by *Perfect Game* ... #4 prospect in South Carolina by *Impact Baseball* ... #4 lefthander prospect in South Carolina by *Diamond Prospect* ... all-region selection as a junior ... lettered five times in baseball at James F. Byrnes High, where he was coached by Chris Carter.

Personal: Graduated on May 10, 2013 with a degree in community recreation, sport, & camp management ... born Joseph Harvey Moorefield on Oct. 25, 1989 in Spartanburg, SC.

TIGER BIOS

Moorefield's Overall Stats

Year	ERA	W-L	G-S	SV	IP	H	R	ER	BB	SO
2010	5.79	0-0	6-0	0	4.2	5	3	3	5	4
2011	5.28	2-1	24-0	0	15.1	19	11	9	5	9
2012	6.23	0-0	19-0	0	8.2	13	7	6	2	11
2013	1.69	0-0	15-0	0	5.1	7	3	1	5	2
Totals	5.03	2-1	64-0	0	34.0	44	24	19	17	26

Moorefield's ACC Regular-Season Stats


Year	ERA	W-L	G-S	SV	IP	H	R	ER	BB	SO
2010	0.00	0-0	1-0	0	0.1	0	0	0	2	0
2011	14.73	1-1	7-0	0	3.2	8	6	6	2	3
2012	13.50	0-0	6-0	0	1.1	2	2	2	0	2
2013	0.00	0-0	6-0	0	1.1	4	2	0	1	0
Totals	10.80	1-1	20-0	0	6.2	14	10	8	5	5

Moorefield's ACC Tournament Stats

Year	ERA	W-L	G-S	SV	IP	H	R	ER	BB	SO
2011	27.00	0-0	2-0	0	0.1	1	1	1	0	0
2012	0.00	0-0	2-0	0	1.0	0	0	0	0	1
2013	0.00	0-0	2-0	0	1.0	0	0	0	0	1
Totals	3.86	0-0	6-0	0	2.1	1	1	1	1	1

Moorefield's NCAA Tournament Stats

Year	ERA	W-L	G-S	SV	IP	H	R	ER	BB	SO
2010	0.00	0-0	1-0	0	1.0	0	0	0	0	2
2012	0.00	0-0	1-0	0	0.1	0	0	0	0	0
Totals	0.00	0-0	2-0	0	1.1	0	0	0	0	2



#21 Kevin Pohle

RHP • R-R • 6-3 • 205 • Jr. • 2VL
Saint Louis, MO • Parkway South Senior HS

Righthander who was the team's top freshman pitcher in 2011 and was a weekend starter most of the 2012 season ... missed the entire 2013 season as he recovered from a shoulder injury ... effective when keeping the ball down in the strikezone ... in 109.0 innings pitched over 33 appearances (17 starts) and two active seasons, he has a 12-6 record and a 3.14 ERA while allowing 117 hits (.279 opponents' batting average) and 42 walks with 57 strikeouts.

2013: Red-shirted due to a shoulder injury ... #3 college prospect in South Carolina for the 2013 draft in the preseason by **Perfect Game**.

2012: Had a 7-4 record and a 3.66 ERA in 16 appearances (14 starts) ... in 76.1 innings pitched, he allowed 80 hits (.277 opponents' batting average) and 32 walks with 40 strikeouts ... tied for the team lead in wins ... in 48.0 innings pitched over nine appearances (seven starts) at home, he was 5-1 with a 1.88 ERA ... tied for 10th in the ACC in wins ... in 19.0 innings pitched over four appearances (two starts) in non-ACC regular-season games, he had a 3-0 record and did not allow an earned run ... had a 2.96 ERA in 27.1 innings pitched over five starts against top-25 ranked teams ... held opponents to a .163 batting average with runners in scoring position and two outs ... had a 1.42 ERA in 12.2 innings pitched after the fifth inning ... only allowed three steals in five attempts ... pitched 4.0 innings in relief, allowing two hits, no runs, and two walks with three strikeouts to earn the win in the second game of a doubleheader against UAB on Feb. 18 ... pitched 3.0 innings in relief, allowing no earned runs and no walks with four strikeouts to earn the win against Maine on Feb. 26 ... pitched 5.0 innings in a starting role, allowing no earned runs and two walks with five strikeouts against #2 South Carolina on Mar. 4 ... pitched 6.2 innings in a starting role, allowing seven hits, one run, and no walks with five strikeouts to earn the win against Boston College on Mar. 18 ... pitched 6.0 innings in a starting role, allowing six hits, one run, and one walk with three strikeouts against #7 Miami (FL) on Apr. 1 ... pitched 7.0 innings in a starting role, allowing four hits, two runs, and one walk with four strikeouts to earn the win at Duke on Apr. 8; he retired the first 15 batters ... pitched 7.0 innings in a starting role, allowing six hits, no runs, and one walk with five strikeouts to earn the win against College of Charleston on May 6 ... pitched 6.0 innings in a starting role, allowing six hits, one earned run, and one walk to earn the win in the first game of a doubleheader against #1 Florida State on May 14 ... pitched 5.0 innings in a starting role, allowing four hits and two runs with one strikeout to earn the win against Coastal Carolina in the Columbia Regional on June 1 ... #98 sophomore in the nation in the preseason by **Perfect Game** ... played for Falmouth in the Cape Cod League in the summer, where he was 1-1 with a 2.70 ERA and nine strikeouts in 10.0 innings pitched over two starts.

2011: Second-team freshman All-American by **NCBWA** ... All-ACC Academic team member ... ACC Academic Honor Roll member ... had a 5-2 record and 1.93 ERA in 17 appearances (three starts) ... in 32.2 innings pitched, he allowed 37 hits (.282 opponents' batting average), no homers, and 10 walks with 17 strikeouts ... led the team in ERA ... in 11.2 innings pitched over eight relief appearances in ACC regular-season games, he was 1-0 with a 2.31 ERA ... had a .190 opponents' batting average with runners in scoring position ... pitched 3.2 innings in relief in his first career outing, allowing one run and no walks against

Eastern Michigan on Feb. 19 ... pitched 2.2 innings in relief, allowing three hits and no runs to earn his first career win against Wofford on Mar. 2 ... pitched 3.0 innings in relief, allowing four hits, one run, and no walks with two strikeouts to earn the win against Duke on Mar. 19 ... pitched a scoreless seventh inning in relief, allowing one hit with two strikeouts at N.C. State on Mar. 25 ... retired the only batter he faced in the sixth inning to earn the win against Georgia on Mar. 29 ... pitched 2.2 innings in relief, allowing one hit and no earned runs with one strikeout at #6 North Carolina on Apr. 1 ... pitched a hitless and scoreless sixth inning at #6 North Carolina on Apr. 3; he allowed just one hit and no earned runs in 3.2 innings pitched in the series ... pitched 2.0 innings in relief, allowing two hits and no runs with one strikeout at Boston College on Apr. 15 ... pitched a scoreless eighth inning with two strikeouts in the second game of a doubleheader against Gardner-Webb on May 7 ... pitched 5.0 innings in his first career start, allowing three hits, no runs, and one walk with two strikeouts to earn the win against East Tennessee State on May 11 ... pitched 5.0 innings in a starting role, allowing six hits, no runs, and one walk with four strikeouts to earn the win against Davidson on May 17 ... pitched 2.0 innings in relief, allowing one hit and no runs with a strikeout against Sacred Heart in the Clemson Regional on June 3.

Before Clemson: All-conference selection as a senior at Parkway South Senior High School ... #2 righthander prospect in Missouri, #6 overall prospect in Missouri, and #333 overall prospect in the nation by **Perfect Game** ... member of the USA Tournament of Stars ... all-metro selection as a junior ... all-district pick in basketball as a senior ... lettered three times in baseball and three times in basketball at Parkway South Senior High, where he was coached by Adam Stahl.

Personal: Pronounced POH-lee ... has an identical twin brother, Scott ... majoring in visual arts ... born Kevin Raymond Pohle on Apr. 27, 1992 in Saint Louis, MO.

Pohle's Overall Stats

Year	ERA	W-L	G-S	SV	IP	H	R	ER	BB	SO
2011	1.93	5-2	17-3	0	32.2	37	9	7	10	17
2012	3.66	7-4	16-14	0	76.1	80	43	31	32	40
Totals	3.14	12-6	33-17	0	109.0	117	52	38	42	57

Pohle's ACC Regular-Season Stats

Year	ERA	W-L	G-S	SV	IP	H	R	ER	BB	SO
2011	2.31	1-0	8-0	0	11.2	12	5	3	5	7
2012	4.47	3-3	10-10	0	50.1	52	30	25	23	21
Totals	4.06	4-3	18-10	0	62.0	64	35	28	28	28

Pohle's ACC Tournament Stats

Year	ERA	W-L	G-S	SV	IP	H	R	ER	BB	SO
2012	18.00	0-1	1-1	0	2.0	6	4	4	0	1

Pohle's NCAA Tournament Stats

Year	ERA	W-L	G-S	SV	IP	H	R	ER	BB	SO
2011	11.57	0-1	2-1	0	2.1	6	3	3	1	1
2012	3.60	1-0	1-1	0	5.0	4	2	2	4	1
Totals	6.14	1-1	3-2	0	7.1	10	5	5	5	2



#50 D.J. Reader

1B • R-R • 6-3 • 335 • Fr. • HS
Greensboro, NC • Grimsley HS

First-baseman who was the only two-sport athlete on the 2013 team ... athletic for his size ... defensive tackle on the 2012 Clemson football team that had an 11-2 record; he served as a backup who averaged 18.2 snaps per game as a freshman.

2013: Became the eighth Tiger in history to play on a top-25 football team and top-25 baseball team in the same academic year ... was 0-for-3 with one run, a .500 on-base percentage, two walks, and one hit-by-pitch in seven games off the bench ... had three putouts and one assist without committing an error ... had a pinch-hit walk against Western Carolina on Apr. 24 ... came off the bench with a hit-by-pitch, scored a run, and had one putout and one assist in the first game of a doubleheader at Furman on May 8.

Football (2012): Had 40 tackles, three quarterback pressures, and one pass breakup in 236 snaps over 13 games ... averaged one tackle every 5.9 snaps, one of the best figures on the team ... had two tackles in six snaps against #25 Auburn at Atlanta, GA on Sept. 1; it was his first career game ... had seven tackles in 27 snaps against Virginia Tech on Oct. 20 ... had three tackles in seven snaps against #7 Louisiana State in the Chick-fil-A Bowl on Dec. 31.

Before Clemson: All-conference as a sophomore, junior, and senior ... all-region as a junior and senior ... team MVP as a junior and senior ... batted .529 as a junior ... #19 offensive guard in the nation and #20 player in North Carolina by **Rivals.com** ... #20 offensive guard in then nation by **Scout.com** ... #58 offensive guard in the nation and #27 player in North Carolina by **ESPN.com** ... #41 defensive lineman in the nation and #8 player in North Carolina by **SuperPrep** ... **SuperPrep** All-American ... had 50 tackles, seven tackles for loss, and five sacks as a senior ... starting center on the basketball team ... lettered four

times in football, four times in baseball, and four times in basketball ... coached by Jason Simmons at Grimsley High School.

Personal: His mother, Felicia, played softball at North Carolina A&T from 1985-88 ... his uncle, Glenn Ford, played football at Tennessee from 1978-80 ... majoring in communication studies ... born David Vernon Reader, Jr. on July 1, 1994 in Greensboro, NC.

Reader's Overall Stats

Year	AVG	G-S	AB	R	H	2B	3B	HR	RBI	OB%	SB
2013	.000	7-0	3	1	0	0	0	0	0	.500	0-0

Reader's ACC Regular-Season Stats

Year	AVG	G-S	AB	R	H	2B	3B	HR	RBI	OB%	SB
2013	.000	1-0	1	0	0	0	0	0	0	.000	0-0



#25 Matt Reed

C • R-R • 6-1 • 195 • Fr. • HS
Purcellville, VA • Woodgrove HS

Catcher who suffered a back injury early in the season and was lost for the year.

2013: Was 2-for-4 with one double, two RBIs, and a .500 on-base percentage in six games (two starts at catcher) ... came off the bench and hit a single in the second game of a doubleheader against Wright

State on Feb. 23; it was his first career hit ... came off the bench and hit a two-run double against Wofford on Mar. 6 ... won the Omaha Challenge competition among fielders in the fall of 2012.

Before Clemson: First-team all-district as a senior ... second-team all-region as a senior ... first-team all-district as a junior ... first-team all-district catcher as a sophomore ... second-team all-region as a sophomore ... second-team all-district outfielder as a freshman ... lettered four times in baseball and two times in football ... coached by Brad Bauder at Woodgrove High School.

Personal: Majoring in elementary education ... born Matthew Isaac Reed on Mar. 8, 1994 in Purcellville, VA.

Reed's Overall Stats

Year	AVG	G-S	AB	R	H	2B	3B	HR	RBI	OB%	SB
2013	.500	6-2	4	0	2	1	0	0	2	.500	0-0



#32 Clate Schmidt

RHP • R-R • 6-1 • 190 • Fr. • HS
Acworth, GA • Allatoona HS

Righthander who was a weekend starter most of the season.

2013: Had a 3-4 record and a 5.34 ERA in 16 appearances (11 starts) ... in 55.2 innings pitched, he allowed 82 hits and 26 walks with 25 strikeouts ... held opponents to 1-for-9 (.111) with

one strikeout against no walks with the bases loaded ... pitched 2.2 innings in relief, allowing no runs and no walks with three strikeouts against William & Mary on Feb. 16; it was his first career appearance ... pitched 4.0 innings in a starting role, allowing no runs and one walk with two strikeouts to earn his first career win in the second game of a doubleheader against Wright State on Feb. 23; it was his first career start ... pitched 7.0 innings in a starting role, allowing five hits, two runs, and three walks with five strikeouts to earn the win against #7 South Carolina at Greenville, SC on Mar. 2; he earned the Bob Bradley Award, becoming the first freshman to win the award since 2007 and the first pitcher to win the award since 2006 ... pitched 3.2 innings in a starting role, allowing one earned run with three strikeouts at #8 N.C. State on Mar. 9 ... pitched 7.0 innings in a starting role, allowing six hits and two runs to earn the win at Boston College on Apr. 6 ... pitched 3.2 innings in relief, allowing no hits, no runs, and no walks with one strikeout at #8 Florida State on May 17 ... #5 freshman in the nation in the preseason by **CollegeSportsMadness.com** ... #19 freshman in the nation in the preseason by **Perfect Game** ... #24 freshman in the nation in the preseason by **Baseball America** ... preseason ACC freshman-of-the-year by **CollegeSportsMadness.com** ... #4 newcomer in the ACC in the preseason by **Baseball America** ... #2 prospect in the ACC for the 2015 draft in the preseason by **Perfect Game**.

Before Clemson: Drafted in the 36th round (#1114 overall) by the Detroit Tigers in 2012 ... #31 player and #10 righthander in the nation and #4 player in Georgia by **Perfect Game** ... #171 prospect in the nation and #14 prospect in Georgia by **Baseball America** ... East Coast Pro Showcase ... All-American by **Perfect Game** ... Under-18 Team USA member ... all-state selection as a senior ... Cobb County Pitcher-of-the-Year as a senior ... All-Cobb County selection as a freshman, sophomore, junior, and senior ... lettered four times in baseball and three times in basketball ... coached by Keith Hansen at Allatoona High School.

Personal: His father, retired Marine Colonel Dwight Schmidt, flew F-18 fighter jets for 20 years, including an extended tour over Iraq,

before retiring to become a pilot with Delta ... majoring in community recreation, sport, & camp management ... born Clate Connor Schmidt on Dec. 10, 1993 in Beaufort, SC.

Schmidt's Overall Stats

Year	ERA	W-L	G-S	SV	IP	H	R	ER	BB	SO
2013	5.34	3-4	16-11	0	55.2	82	39	33	26	25

Schmidt's ACC Regular-Season Stats


Year	ERA	W-L	G-S	SV	IP	H	R	ER	BB	SO
2013	6.23	1-3	10-8	0	39.0	63	33	27	18	14

Schmidt's ACC Tournament Stats

Year	ERA	W-L	G-S	SV	IP	H	R	ER	BB	SO
2013	20.25	0-1	1-1	0	1.1	3	3	3	2	0

Schmidt's NCAA Tournament Stats

Year	ERA	W-L	G-S	SV	IP	H	R	ER	BB	SO
2013	9.00	0-0	1-0	0	1.0	2	1	1	2	0



#40 Kyle Schnell

RHP • R-R • 6-0 • 165 • So. • JC
Alpharetta, GA • Lake Sumter (FL) CC

Sidearm righthander who was in his first season in the program in 2013 ... was one of the top pitchers out of the bullpen in 2013.

2013: Had a 2-0 record, two saves, and a 2.84 ERA in a team-tying-high 24 appearances, all out of the bullpen ... in 31.2 innings pitched, he allowed 35 hits (.278 opponents' batting average), no homers, and 10 walks with 22 strikeouts ... pitched a perfect ninth inning against Wright State on Feb. 24 ... pitched 3.1 perfect innings in relief with three strikeouts against Winthrop on Feb. 27 ... pitched a perfect inning in relief at #7 South Carolina on Mar. 3 ... pitched 2.2 innings in relief, allowing no runs and no walks with one strikeout to earn his first career win at #8 N.C. State on Mar. 9; in 5.0 innings pitched over two relief appearances in the series, he allowed five hits, one run, and one walk with four strikeouts ... pitched 1.1 hitless and scoreless innings in relief with one strikeout to record his first career save against Charleston Southern on Mar. 13 ... pitched 2.1 scoreless innings in relief with two strikeouts against #19 Georgia Tech on Apr. 27 ... pitched 2.1 innings in relief, allowing two hits and no runs with two strikeouts against Maryland on May 4 ... pitched 2.1 perfect innings in relief with two strikeouts to earn the win in the second game of a doubleheader at Furman on May 8 ... pitched 3.0 innings in relief, allowing two hits and no runs with one strikeout to record the save against Saint Louis in the Columbia Regional on June 1.

Before Clemson: Sunbelt League All-Star team in junior college ... all-region selection in high school ... member of the region champions as a junior and senior ... lettered three times in baseball ... coached by Rich Billings at Lake Sumter (FL) Community College ... coached by Joey Ray at Milton High School.

Personal: Majoring in pre-business ... born Kyle Stephens Schnell on Oct. 15, 1992 in Alpharetta, GA.

Schnell's Overall Stats

Year	ERA	W-L	G-S	SV	IP	H	R	ER	BB	SO
2013	2.84	2-0	24-0	2	31.2	35	13	10	10	22

Schnell's ACC Regular-Season Stats


Year	ERA	W-L	G-S	SV	IP	H	R	ER	BB	SO
2013	4.60	1-0	11-0	0	15.2	23	8	8	6	13

Schnell's ACC Tournament Stats

Year	ERA	W-L	G-S	SV	IP	H	R	ER	BB	SO
2013	0.00	0-0	1-0	0	0.1	0	0	0	0	0

Schnell's NCAA Tournament Stats

Year	ERA	W-L	G-S	SV	IP	H	R	ER	BB	SO
2013	0.00	0-0	2-0	1	3.2	2	0	0	2	2



#18 Tyler Slaton

OF • L-L • 5-7 • 200 • So. • 1VL
Cumming, GA • North Forsyth HS

Outfielder who came on to be one of the top hitters at midseason after a slow start ... a career .244 hitter with a .363 on-base percentage in 106 games (62 starts) over two seasons ... had five doubles, one triple, 20 RBIs, 33 runs, 35 walks, seven hit-by-pitches, and 12 steals ... has eight

outfield assists in his career.

2013: Hit .263 with 18 runs, four doubles, one triple, 13 RBIs, a .366 on-base percentage, 23 walks, five hit-by-pitches, and six steals in 59 games (45 starts, including 44 in left field and one in centerfield) ... had five outfield assists ... hit .295 with a .393 on-base percentage in ACC regular-season games ... hit .314 in 25 games away from home ...

was 11-for-26 (.423) with a .545 on-base percentage after the seventh inning ... had 12 multi-hit games ... came off the bench and hit a double against #12 Virginia on Mar. 17; he was 4-for-6 with a double and two RBIs in the series ... went 2-for-4 with an RBI and a steal against Morehead State on Mar. 19 ... went 4-for-5 with two runs at Georgia on Mar. 26; he was 5-for-8 (.625) with one double and two walks in the series ... went 3-for-4 with two runs and a walk at #1 North Carolina on Mar. 30 ... went 3-for-5 with a triple and an RBI at Boston College on Apr. 5 ... went 2-for-4 with two runs at Boston College on Apr. 6 ... went 3-for-3 with a walk at Boston College on Apr. 7; he was 8-for-12 (.667) with three runs in the series ... went 2-for-3 with two runs and a walk against Western Carolina on Apr. 24 ... had a team-season-high four walks and a team-tying-season-high three steals in the second game of a doubleheader against #19 Georgia Tech on Apr. 26 ... went 1-for-2 with two walks against Liberty in the Columbia Regional on June 2.

2012: Hit .189 with 15 runs, one double, seven RBIs, a .353 on-base percentage, 12 walks, two hit-by-pitches, and six steals in 47 games (17 starts, including seven in centerfield, five in left field, and five in right field) ... five of his seven RBIs were two-out RBIs ... hit .333 with runners in scoring position ... was 4-for-9 (.444) with a .615 on-base percentage and five steals in 14 games (three starts) against top-25 ranked teams ... had three outfield assists ... had a .500 on-base percentage when leading off an inning ... had the most chances without an error (43) on the team ... scored two walkoff runs, both on walkoff hits by Thomas Brittle ... went 2-for-4 with an RBI and two runs against Elon on Mar. 20 ... went 2-for-4 with an RBI, run, walk, and steal at #18 Georgia on Mar. 27 ... hit a run-scoring double and scored a run against #7 Miami (FL) on Mar. 31 ... came off the bench, hit a run-scoring single, and scored a run at Duke on Apr. 7 ... came off the bench and scored the tying run in the eighth inning and winning run in the 12th inning against #17 N.C. State on Apr. 13; he walked once and was hit-by-pitch ... went 1-for-2 with an RBI and a hit-by-pitch against #17 N.C. State on Apr. 15; he reached base in four of his five plate appearances in the series ... totaled three walks and two runs, including the walkoff run in the ninth inning, against Charleston Southern on Apr. 17 ... had two walks and scored two runs against Tennessee Tech on May 8 ... played for New Market in the Valley Baseball League in the summer, where he hit .250 with one triple, one homer, 12 RBIs, 19 walks against only 13 strikeouts, and three steals in 35 games.

Before Clemson: All-region selection as a sophomore, junior, and senior ... lettered four times in baseball and four times in football at North Forsyth High, where he was coached by Jim Cahill.

Personal: Pronounced SLAYT-ihn ... his father, Mike, played football at Troy ... his grandfather, Paul Slaton, played football at Florida State and was a roommate of Burt Reynolds ... his uncle, Steve Slaton, was a wrestler at Gardner-Webb ... majoring in parks & conservation area management ... born Tyler Michael Slaton on May 26, 1992 in Cumming, GA.

Slaton's Overall Stats

Year	AVG	G-S	AB	R	H	2B	3B	HR	RBI	OB%	SB
2012	.189	47-17	53	15	10	1	0	0	7	.353	6-6
2013	.263	59-45	160	18	42	4	1	0	13	.366	6-9
Totals	.244	106-62	213	33	52	5	1	0	20	.363	12-15

Slaton's ACC Regular-Season Stats

Year	AVG	G-S	AB	R	H	2B	3B	HR	RBI	OB%	SB
2012	.238	22-7	21	5	5	1	0	0	4	.385	4-4
2013	.295	29-26	95	9	28	2	1	0	8	.393	5-6
Totals	.284	51-33	116	14	33	3	1	0	12	.391	9-10

Slaton's ACC Tournament Stats

Year	AVG	G-S	AB	R	H	2B	3B	HR	RBI	OB%	SB
2012	----	1-0	0	0	0	0	0	0	0	----	0-0
2013	.000	3-1	3	0	0	0	0	0	0	.250	0-0
Totals	.000	4-1	3	0	0	0	0	0	0	.250	0-0

Slaton's NCAA Tournament Stats

Year	AVG	G-S	AB	R	H	2B	3B	HR	RBI	OB%	SB
2012	----	4-0	0	0	0	0	0	0	0	----	0-0
2013	.167	3-2	6	1	1	0	0	0	0	.444	0-1
Totals	.167	7-2	6	1	1	0	0	0	0	.444	0-1



#22 Wales Toney

RHP • L-R • 6-3 • 205 • Fr. • HS
Anderson, SC • T.L. Hanna HS


Righthander from nearby Anderson, SC ... one of the highest-rated newcomers on the 2013 team.

2013: Red-shirted ... #99 freshman in the nation in the preseason by **Perfect Game**.

Before Clemson: Rated as the #20 prospect in South Carolina and #5 high school prospect in South Carolina by **Baseball America** ... #150 player in the nation and #3 player in South Carolina by **Perfect Game** ... #3 player and #3 pitcher in South

Carolina by **Diamond Prospects** ... South Carolina Select All-Star ... East Coast Pro Showcase ... all-state and all-region selection as a senior ... lettered four times in baseball ... coached by Adam Comstock at T.L. Hanna High School.

Personal: Pronounced WAYLZ ... majoring in pre-business ... born Wales Brantley Toney on July 7, 1994 in Anderson, SC.



#35 Mike Triller

OF • L-R • 6-2 • 190 • *Fr. • RS
Rutland, VT • Rutland HS

Outfielder who has made the most of his limited opportunities ... one of the hardest-working players on the team.

2013: Was 9-for-27 (.333) with three runs, three doubles, seven RBIs, a .367 on-base percentage, two walks, and two steals in 23 games (six starts in left field) ...

was 4-for-10 (.400) with two doubles, three RBIs, three runs, two walks, and a .462 on-base percentage in his 17 games off the bench ... was 5-for-12 (.417) against lefthanders ... was 7-for-16 (.438) with runners on base ... hit a run-scoring double and scored a run against William & Mary on Feb. 17; it was his first career game ... hit a pinch-hit double and scored a run at Boston College on Apr. 6 ... went 1-for-3 with a sacrifice bunt at Boston College on Apr. 7; it was his first career start ... went 2-for-2 with an RBI off the bench against Western Carolina on Apr. 24 ... stole a base and scored a run off the bench in the first game of a doubleheader at Furman on May 8 ... went 2-for-3 with a double and two RBIs against Georgia Southern on May 10 ... went 2-for-3 with two RBIs against #3 North Carolina in the ACC Tournament on May 24.

2012: Red-shirted ... won the Dedication Award for outstanding work in the strength training room ... won the Omaha Challenge competition among fielders in the fall of 2011 ... played for Albany in the Perfect Game Collegiate Baseball League in the summer, where he hit .226 with nine RBIs in 28 games.

Before Clemson: Selected to the Vermont North-South All-Star game ... led his team in batting average (.528) as a senior ... named team MVP, and won the team's Hustle Award as a senior ... lettered three times in baseball, three times in basketball, and two times in football at Rutland High, where he was coached by Kevin Bellomo, who played under Head Coach Jack Leggett at Western Carolina.

Personal: Majoring in management ... born Michael Paul Triller on Sept. 30, 1992 in Randolph, VT.

Triller's Overall Stats

Year	AVG	G-S	AB	R	H	2B	3B	HR	RBI	OB%	SB
2013	.333	23-6	27	3	9	3	0	0	7	.367	2-3

Triller's ACC Regular-Season Stats

Year	AVG	G-S	AB	R	H	2B	3B	HR	RBI	OB%	SB
2013	.333	7-1	6	1	2	1	0	0	1	.286	0-0

Triller's ACC Tournament Stats

Year	AVG	G-S	AB	R	H	2B	3B	HR	RBI	OB%	SB
2013	.400	3-2	5	0	2	0	0	0	2	.400	1-1

Triller's NCAA Tournament Stats

Year	AVG	G-S	AB	R	H	2B	3B	HR	RBI	OB%	SB
2013	.000	1-1	2	0	0	0	0	0	0	.000	0-0



#8 Kyle Whitman

1B • L-R • 6-2 • 215 • Fr. • HS
Fort Mill, SC • Nation Ford HS

First-baseman who sat out the 2013 season.

2013: Red-shirted.

Before Clemson: Rated as the #12 player and #1 first-baseman in South Carolina by **Diamond Prospects** ... all-state selection ... four-time all-region selection ... team MVP and Offensive Award winner as a junior ... lettered five times in baseball ... coached by Dell Corley at Nation Ford High School.

Personal: His father, Steve, played golf at Spartanburg Methodist College ... majoring in sociology ... born Kyle Rogers Whitman on Feb. 11, 1994 in Fort Mill, SC.



#17 Steve Wilkerson

INF • S-R • 6-1 • 195 • Jr. • 2VL
Roswell, GA • Pope HS

Infielder who has good speed ... became Clemson's first switch-hitter since Patrick Boyd (1998-01) ... two-time Second-Team All-ACC selection ... a career .281 hitter with a .354 on-base percentage in 160 games (129 starts) over three seasons ... has 29 doubles, five triples, five homers, 73 RBIs, 98 runs, 59 walks, five hit-by-pitches, and 21 steals ... has had three double-digit hitting streaks in his career.

2013: Second-Team All-ACC selection ... second-team All-ACC by [CollegeSportsMadness.com](#) ... hit .291 with 36 runs, a team-high 16 doubles, two triples, four homers, 37 RBIs, a .366 on-base percentage, 27 walks, one hit-by-pitch, and 10 steals in 59 games (58 starts, including 57 at second base and one as the DH) ... hit .324 with runners in scoring position ... was 4-for-12 (.333) with one double and nine RBIs with the bases loaded ... had a team-high 17 two-out RBIs ... had 19 multi-hit games ... had a 10-game hitting streak, which included the last game of 2012 and the first nine games of 2013 ... went 2-for-4 with a double and four RBIs against William & Mary on Feb. 17 ... went 2-for-4 with a homer, two RBIs, and a steal in the first game of a doubleheader against Wright State on Feb. 23 ... went 3-for-4 with a double, RBI, and steal in the second game of a doubleheader against Wright State on Feb. 23; he was 6-for-11 (.545) with a homer, three RBIs, and three steals in the series ... went 1-for-1 with three runs, three walks, and a steal against Wofford on Mar. 6 ... went 3-for-5 with a double and one RBI against #12 Virginia on Mar. 17; he was 7-for-15 (.467) with two doubles and two RBIs in the series ... went 3-for-5 with a double and an RBI against Wake Forest on Apr. 14 ... went 3-for-4 at Miami (FL) on Apr. 20 ... went 3-for-4 with a double, triple, four RBIs, one run, and two walks in the first game of a doubleheader at Furman on May 8 ... went 2-for-4 with an RBI and two walks in the second game of a doubleheader at Furman on May 8; he was 5-for-8 with a double, triple, a team-tying-season-high five RBIs, two runs, and four walks in the doubleheader ... went 2-for-5 with a homer and two runs at #8 Florida State on May 16 ... went 3-for-4 with a run and steal at #8 Florida State on May 17 ... hit two homers with five RBIs against Saint Louis in the Columbia Regional on June 1 ... preseason third-team All-American by [Collegiate Baseball](#) ... preseason honorable mention All-American by [CollegeBaseballInsider.com](#) ... #98 junior in the nation in the preseason by [Perfect Game](#) ... preseason first-team All-ACC by [CollegeSportsMadness.com](#) and [Perfect Game](#) ... #9 prospect in the ACC for the 2013 draft in the preseason by [Perfect Game](#) ... #10 prospect in the ACC for the 2013 draft in the preseason by [Baseball America](#) ... #2 college prospect in South Carolina for the 2013 draft in the preseason by [Perfect Game](#).

2012: Second-Team All-ACC selection ... hit .295 with a team-tying-high 49 runs, 13 doubles, three triples, one homer, 31 RBIs, a .353 on-base percentage, 22 walks, three hit-by-pitches, and 10 steals in 59 games (59 starts at second base) ... started as the leadoff batter a team-high 50 times ... hit .353 at home ... had 20 multi-hit games ... had eight bunt singles ... had a 19-game hitting streak from March to April ... had a 15-game hitting streak from April to May ... reached base via a hit or walk in 23 consecutive games from March to April ... went 2-for-4 with two runs, one RBI, and two steals against Maine on Feb. 25 ... went 4-for-5 with a double, two RBIs, and three runs against Maine on Feb. 26; he was 7-for-14 with two doubles, five RBIs, six runs, and two steals in the series ... went 2-for-6 with a walkoff single against #2 South Carolina on Mar. 4 ... went 3-for-4 with an RBI and a run at Western Carolina on Mar. 14 ... went 3-for-5 with a double, RBI, and steal against Boston College on Mar. 17 ... went 4-for-4 with two RBIs, a run, and walk against Elon on Mar. 20 ... went 3-for-4 with two RBIs at Virginia on Mar. 25 ... went 2-for-5 with a triple, two RBIs, and two runs against Georgia on Apr. 11 ... went 3-for-6 with two RBIs and a run at Georgia Tech on Apr. 29 ... drew a two-out walk with Clemson trailing 3-2 in the 11th inning and scored the walkoff run on a wild pitch later in the frame against College of Charleston on May 5 ... went 3-for-5 with an RBI, two runs, and a steal against Tennessee Tech on May 8 ... hit his first career homer against Georgia Tech in the ACC Tournament on May 26 ... #96 sophomore in the nation in the preseason by [Perfect Game](#) ... #9 prospect in the ACC for the 2013 draft in the preseason by [Baseball America](#) ... played for Hyannis in the Cape Cod League in the summer, where he hit .308 with two doubles, two RBIs, and four steals in seven games.

2011: Hit .173 with 13 runs, five RBIs, a .308 on-base percentage, and one steal in 42 games (12 starts at second base) ... hit a sacrifice fly in his first career plate appearance against Eastern Michigan on Feb. 18 ... went 2-for-2 with a run off the bench against Charleston Southern on Feb. 26 ... totaled four walks and two runs against Duke on Mar. 19 ... hit a pinch-hit single against Wake Forest on Apr. 23 ... went 2-for-5 with an RBI and a run in the second game of a doubleheader against Gardner-Webb on May 7 ... went 1-for-2 with two runs and a walk off the bench against Davidson on May 17 ... #8 newcomer in the ACC

in the preseason by [Baseball America](#) ... played for La Crosse in the Northwoods League in the summer, where he hit .238 with 10 runs, five doubles, and seven RBIs in 31 games.

Before Clemson: Drafted in the 15th round (#473 overall) by the Boston Red Sox in 2010 ... all-county selection at Pope High School ... member of the state champions ... East Cobb Defensive Player-of-the-Year ... lettered four times in football and three times in baseball at Pope High, where he was coached by Jeff Rowland.

Personal: His grandfather, Jim, played football at Southern California ... his grandfather, Richard, played baseball in the Cardinals organization in the 1940s ... majoring in communication studies ... born Stephen Beaty Wilkerson on Jan. 11, 1992 in San Diego, CA.

Wilkerson's Overall Stats

Year	AVG	G-S	AB	R	H	2B	3B	HR	RBI	OB%	SB
2011	.173	42-12	52	13	9	0	0	0	5	.308	1-3
2012	.295	59-59	258	49	76	13	3	1	31	.353	10-12
2013	.291	59-58	227	36	66	16	2	4	37	.366	10-14
Totals	.281	160-129	537	98	151	29	5	5	73	.354	21-29

Wilkerson's ACC Regular-Season Stats

Year	AVG	G-S	AB	R	H	2B	3B	HR	RBI	OB%	SB
2011	.087	19-7	23	7	2	0	0	0	2	.290	1-3
2012	.260	30-30	131	20	34	6	1	0	12	.324	5-5
2013	.297	28-27	111	12	33	8	1	1	11	.333	4-8
Totals	.260	77-64	265	39	69	14	2	1	25	.324	10-16

Wilkerson's ACC Tournament Stats

Year	AVG	G-S	AB	R	H	2B	3B	HR	RBI	OB%	SB
2011	.000	2-0	2	0	0	0	0	0	0	.000	0-0
2012	.167	3-3	12	1	2	0	0	1	1	.286	2-2
2013	.063	3-3	16	0	1	0	0	0	0	.063	0-0
Totals	.100	8-6	30	1	3	0	0	1	1	.156	2-2

Wilkerson's NCAA Tournament Stats

Year	AVG	G-S	AB	R	H	2B	3B	HR	RBI	OB%	SB
2011	.000	3-0	2	0	0	0	0	0	0	.000	0-0
2012	.111	4-4	18	2	2	1	0	0	1	.158	0-0
2013	.231	3-3	13	2	3	0	0	2	5	.231	0-0
Totals	.152	10-7	33	4	5	1	0	2	6	.176	0-0

2013 CLEMSON LETTERMAN ROSTER

NUMERICAL

#	Player	Pos.	B-T	Hgt	Wgt	Cl.	Exp.	Hometown	Previous School
1	Maleeke Gibson	OF	L-L	5-9	165	Fr.	HS	Sumter, SC	Thomas Sumter Academy
3	Tyler Krieger	SS	S-R	6-2	170	Fr.	HS	Johns Creek, GA	Northview HS
4	Thomas Brittle	OF	L-L	5-8	180	*Sr.	1VL	Cross, SC	College of Charleston
5	Joe Costigan	OF	L-R	5-11	190	Jr.	2VL	Naples, FL	Barron Collier HS
9	Steven Duggar	OF	L-R	6-1	185	Fr.	HS	Moore, SC	James F. Byrnes HS
10	Mike Dunster	INF	L-R	5-10	185	Jr.	2VL	Greenwich, CT	Greenwich HS
11	Shane Kennedy	INF/OF	R-R	6-2	190	Jr.	JC	Orlando, FL	Santa Fe College
12	Jon McGibbon	1B	L-L	6-1	220	Jr.	2VL	Lindenhurst, NY	Lindenhurst Senior HS
13	Jay Baum	INF/OF	R-R	6-0	190	So.	1VL	Alpharetta, GA	Centennial HS
15	Mike Kent	RHP	R-R	6-0	195	*Jr.	2VL	Springfield, VA	West Springfield HS
17	Steve Wilkerson	INF	S-R	6-1	195	Jr.	2VL	Roswell, GA	Pope HS
18	Tyler Slaton	OF	L-L	5-7	200	So.	1VL	Cumming, GA	North Forsyth HS
19	Brody Koerner	RHP	R-R	6-1	205	Fr.	HS	Concord, NC	Jay M. Robinson HS
20	Scott Firth	RHP	R-R	6-0	175	Sr.	3VL	Buffalo Grove, IL	Adlai E. Stevenson School
23	Daniel Gossett	RHP	R-R	6-0	180	So.	1VL	Lyman, SC	James F. Byrnes HS
28	Jonathan Meyer	RHP	R-R	6-0	195	Sr.	3VL	San Diego, CA	Cathedral Catholic HS
29	Jackson Campana	RHP/1B	R-R	6-6	230	Fr.	HS	Charlotte, NC	Providence Senior HS
30	Garrett Boulware	C	R-R	6-1	210	So.	1VL	Anderson, SC	T.L. Hanna HS
32	Clate Schmidt	RHP	R-R	6-1	190	Fr.	HS	Acworth, GA	Allatoona HS
33	Zack Erwin	LHP	L-L	6-4	180	Fr.	HS	Duluth, GA	Duluth HS
35	Mike Triller	OF	L-R	6-2	190	*Fr.	RS	Rutland, VT	Rutland HS
36	Matt Campbell	RHP	R-R	5-11	195	Jr.	2VL	Alpharetta, GA	Northview HS
37	Kevin Bradley	INF/C	S-R	6-1	200	Fr.	HS	Pennington, NJ	Hopewell Valley Central HS
40	Kyle Schnell	RHP	R-R	6-0	165	So.	JC	Alpharetta, GA	Lake Sumter (FL) CC
42	Clay Bates	RHP	R-R	5-11	180	*So.	1VL	Rock Hill, SC	Northwestern HS
43	Patrick Andrews	RHP	R-R	6-3	225	So.	1VL	Hilton Head Island, SC	Hilton Head Prep School
44	Matthew Crownover	LHP	R-L	5-11	205	Fr.	HS	Ringgold, GA	Ringgold HS
50	D.J. Reader	1B	R-R	6-3	335	Fr.	HS	Greensboro, NC	Grimsley HS
51	Joseph Moorefield	LHP	L-L	6-1	195	*Sr.	3VL	Woodruff, SC	James F. Byrnes HS

* - spent one season as a red-shirt player

Head Coach:

Associate Head Coach:

Assistant Head Coach:

Volunteer Assistant Coach:

Student Assistant Coaches:

Bullpen Catchers:

Director of Baseball Operations:

Athletic Trainer:

Equipment Manager:

Student Equipment Managers:

Strength & Conditioning Coach:

Field Manager:

Sports Information Contact:

7 Jack Leggett (20th season • Maine '76)
 24 Dan Pepicelli (4th season • SUNY Cortland '90)
 2 Bradley LeCroy ('6th season • Clemson '01)
 26 John Hinson (1st season • Asheville, NC)
 41 Brad Chalk (Sr. • Greer, SC)
 49 Stephen Faris (Sr. • Richmond, VA)
 47 Marcus Curry (Sr. • Nichols, SC)
 45 Brady Ebel (Fr. • Sparks, MD)
 Brad Owens (6th season • Anderson (SC) '06)
 Travis Johnston (5th season • Clemson '01)
 Mike Wilson (3rd season • Clemson '02)
 Chris Cooder (Sr. • Nashville, TN)
 Jamie Kryder (Sr. • Rochester, NY)
 Chas Williams (So. • Taylors, SC)
 Brock Byers (So. • Shelby, NC)
 Lukas Daniel (Fr. • Hemingway, SC)
 Ethan Forbes (Fr. • Manning, SC)
 Dennis Love (4th season • Catawba '00)
 Mike Echols (12th season • Clemson '85)
 Brian Hennessy (15th season • Clemson '98)

* - includes three years (2003-05) as an assistant coach

ALPHABETICAL

#	Player	Pos.	Cl.
43	Patrick Andrews	RHP	So.
42	Clay Bates	RHP	*So.
13	Jay Baum	INF/OF	So.
30	Garrett Boulware	C	So.
37	Kevin Bradley	INF/C	Fr.
4	Thomas Brittle	OF	*Sr.
29	Jackson Campana	RHP/1B	Fr.
36	Matt Campbell	RHP	Jr.
5	Joe Costigan	OF	Jr.
44	Matthew Crownover	LHP	Fr.
9	Steven Duggar	OF	Fr.
10	Mike Dunster	INF	Jr.
33	Zack Erwin	LHP	Fr.
20	Scott Firth	RHP	Sr.
1	Maleeke Gibson	OF	Fr.
23	Daniel Gossett	RHP	So.
11	Shane Kennedy	INF/OF	Jr.
15	Mike Kent	RHP	*Jr.
19	Brody Koerner	RHP	Fr.
3	Tyler Krieger	SS	Fr.
12	Jon McGibbon	1B	Jr.
28	Jonathan Meyer	RHP	Sr.
51	Joseph Moorefield	LHP	*Sr.
50	D.J. Reader	1B	Fr.
32	Clate Schmidt	RHP	Fr.
40	Kyle Schnell	RHP	So.
18	Tyler Slaton	OF	So.
35	Mike Triller	OF	*Fr.
17	Steve Wilkerson	INF	Jr.

PRONUNCIATIONS

#	Name	Pronunciation
29	Jackson Campana	cam-PAN-uh
	Chris Cooder	KOHD
9	Steven Duggar	DUH-guhr
45	Brady Ebel	EE-buhl
49	Stephen Faris	FAYR-ih
1	Maleeke Gibson	muh-LEEK
19	Brody Koerner	KUHR-nuhr
3	Tyler Krieger	KREE-guhr
2	Bradley LeCroy	luh-CROY
24	Dan Pepicelli	peh-pih-SEH-lee
21	Kevin Pohle	POHL-ee
18	Tyler Slaton	SLAYT-ih
22	Wales Toney	WAYLZ
	Chas Williams	CHAZ

NON-LETTERMAN ROSTER

NUMERICAL

#	Player	Pos.	B-T	Hgt	Wgt	Cl.	Exp.	Hometown	Previous School
6	Andrew Cox	OF/1B	L-L	5-11	205	Fr.	HS	Belton, SC	Belton-Honea Path HS
8	Kyle Whitman	1B	L-R	6-2	215	Fr.	HS	Fort Mill, SC	Nation Ford HS
21	Kevin Pohle	RHP	R-R	6-3	205	Jr.	2VL	Saint Louis, MO	Parkway South Senior HS
22	Wales Toney	RHP	L-R	6-3	205	Fr.	HS	Anderson, SC	T.L. Hanna HS
25	Matt Reed	C	R-R	6-1	195	Fr.	HS	Purcellville, VA	Woodgrove HS
39	Jake Long^	RHP	R-R	5-10	180	Jr.	TR	Anderson, SC	East Tennessee State University

^ - ineligible in 2013 due to NCAA transfer rules

ALPHABETICAL

#	Player	Pos.	Cl.
6	Andrew Cox	OF/1B	Fr.
39	Jake Long^	RHP	Jr.
21	Kevin Pohle	RHP	Jr.
25	Matt Reed	C	Fr.
22	Wales Toney	RHP	Fr.
8	Kyle Whitman	1B	Fr.