

# 2012 TIGER BASEBALL

Clemson (35-28)



## Clemson's NCAA Tournament History

The 2012 season marked Clemson's 37th trip to the NCAA Tournament dating back to the 1947 season. That year, Clemson actually advanced to the Final Eight of the NCAA Tournament, but it is not considered a College World Series season because only two teams went to the CWS in those days.

Clemson won the 1947 District III Tournament in Charlotte by coming through the losers' bracket. The Tigers, coached by Randy Hinson, lost in the first round to Alabama 8-2, then came back with a win over Auburn and two wins over Alabama to advance. Clemson's season ended when Yale, led by future President George H.W. Bush, defeated the Tigers in New Haven, CT by a score of 7-3. Bush was 1-for-3 as the starting first-baseman.

Clemson made its first trip to Omaha and the College World Series in 1958 when the Tigers again came through the losers' bracket. After losing to Florida in the first round, Clemson came back to defeat George Washington, Florida State, and Florida twice to advance under first year Head Coach Bill Wilhelm. Clemson defeated Florida 15-14 and 3-1 on June 9 to advance. Harold Stowe struck out 17 in that second game on June 9, and that is still a Clemson record for strikeouts in an NCAA Tournament game.

The Tigers advanced to Omaha in 1959, this time with three wins (one over Georgia Tech and two over Florida State). One of the wins over the Seminoles was a 24-2 victory at Gastonia, NC. That tally is still tied for the most runs scored by Clemson in an NCAA Tourney game.

The Tigers did not advance to Omaha again until 1976. In fact, Clemson made just one NCAA Tournament appearance between 1960 and 1974. That was in 1967 when Clemson reached the Regional Championship but lost to Auburn 6-5.

Clemson made it to Omaha three out of five years between 1976-80. Clemson won a regional in Columbia, SC in 1976 with three straight wins, then came through the losers' bracket in Miami (FL) in 1977 to advance to Omaha. The 1980 season was the first year Clemson played host to a regional, as Clemson swept three games by scoring 45 runs, including 17 in a 17-12 win over South Carolina.

Clemson has been to the NCAA Tournament every year since 1987 except one (2008). The Tigers have been

to the NCAA Tournament 25 of the last 26 years. Clemson also made College World Series trips in 1991, 1995, 1996, 2000, 2002, 2006, and 2010.

## NCAA Tournament Appearances

Rk	Team	App.
1.	Texas	55
2.	Florida State	50
3.	Miami (FL)	41
4.	Oklahoma State	38
5.	<b>Clemson</b>	<b>37</b>
6.	Southern California	36
7.	Arizona State	35
8.	Cal State Fullerton	34
	Oklahoma	34
	Saint John's	34

## Consecutive NCAA Tournament Appearances

Rk	Team	App.	Years
1.	Miami (FL)	40	1973-12
2.	Florida State	35	1978-12
3.	<b>Clemson</b>	<b>21</b>	<b>1987-07</b>
	Cal State Fullerton	21	1992-12
5.	Oklahoma State	19	1981-99
6.	Rice	18	1995-12
	Texas	18	1979-96
8.	Louisiana State	17	1989-05
9.	Northern Colorado	15	1952-66
	Oral Roberts	15	1998-12

## College World Series Appearances

Rk	Team	App.
1.	Texas	34
2.	Miami (FL)	23
3.	Arizona State	22
4.	Florida State	21
	Southern California	21
6.	Oklahoma State	19
7.	Arizona	16
	Cal State Fullerton	16
	Stanford	16
10.	Louisiana State	15
11.	<b>Clemson</b>	<b>12</b>
12.	South Carolina	11
13.	Northern Colorado	10
	Oklahoma	10

Overall, Clemson has been to a regional in 37 seasons (including 2012), fifth-most all-time. Clemson's all-time

## 2012 RESULTS

Date	Day	Opponent	W-L	Score
2-17	Fri.	UAB	L	1 - 2
2-18	Sat.	UAB <sup>(1)</sup>	W	6 - 1
2-18	Sat.	UAB <sup>(2)</sup>	W	7 - 4
2-24	Fri.	Maine	L	5 - 6
2-25	Sat.	Maine	W	9 - 5
2-26	Sun.	Maine	W	9 - 6
3-2	Fri.	# South Carolina (3-2-3)	L <sup>(11)</sup>	2 - 3
3-3	Sat.	at South Carolina (3-2-3)	L	6 - 9
3-4	Sun.	South Carolina (3-2-3)	W	6 - 5
3-7	Wed.	Holy Cross	W	16 - 4
3-9	Fri.	* North Carolina (8-6-7)	L	3 - 4
3-10	Sat.	* North Carolina (8-6-7)	L	3 - 6
3-11	Sun.	* North Carolina (8-6-7)	L <sup>(11)</sup>	5 - 6
3-14	Wed.	at Western Carolina	L	4 - 8
3-16	Fri.	* Boston College	W	6 - 4
3-17	Sat.	* Boston College	W	6 - 3
3-18	Sun.	* Boston College	W	5 - 1
3-20	Tue.	Elon	W	6 - 2
3-21	Wed.	^ Elon	W	4 - 2
3-23	Fri.	* at Virginia	L	3 - 6
3-24	Sat.	* at Virginia	L	1 - 5
3-25	Sun.	* at Virginia	L	3 - 5
3-27	Tue.	at Georgia (25-NR-18)	W	10 - 5
3-28	Wed.	Presbyterian College	L	4 - 8
3-30	Fri.	* Miami (FL) (12-7-8)	W	3 - 1
3-31	Sat.	* Miami (FL) (12-7-8)	W	3 - 1
4-1	Sun.	* Miami (FL) (12-7-8)	L	2 - 4
4-3	Tue.	Winthrop	W	11 - 0
4-4	Wed.	Western Carolina	L	8 - 13
4-6	Fri.	* at Duke	W <sup>(11)</sup>	4 - 1
4-7	Sat.	* at Duke	W	11 - 5
4-8	Sun.	* at Duke	W	4 - 2
4-10	Tue.	^ Furman	W	12 - 5
4-11	Wed.	Georgia	L	7 - 8
4-13	Fri.	* N.C. State (22-17-21)	W <sup>(12)</sup>	7 - 6
4-14	Sat.	* N.C. State (22-17-21)	L	1 - 3
4-15	Sun.	* N.C. State (22-17-21)	L	3 - 6
4-17	Tue.	Charleston Southern	W	3 - 2
4-20	Fri.	* at Maryland	W	5 - 4
4-21	Sat.	* at Maryland <sup>(1)</sup>	W	5 - 3
4-21	Sat.	* at Maryland <sup>(2)</sup>	W	7 - 2
4-24	Tue	Coastal Carolina	L	7 - 10
4-27	Fri.	* at Georgia Tech	L <sup>(13)</sup>	5 - 6
4-28	Sat.	* at Georgia Tech	W	13 - 7
4-29	Sun.	* at Georgia Tech	W	11 - 8
5-5	Sat.	College of Charleston	W <sup>(11)</sup>	4 - 3
5-6	Sun.	College of Charleston	W	12 - 3
5-7	Mon.	College of Charleston	L	2 - 4
5-8	Tue.	Tennessee Tech	W <sup>(10)</sup>	9 - 8
5-12	Sat.	* Florida State (1-1-1)	W	7 - 2
5-14	Mon.	* Florida State <sup>(1)</sup> (1-6-1)	W	9 - 7
5-14	Mon.	* Florida State <sup>(2)</sup> (1-6-1)	L	5 - 9
5-15	Tue.	Furman	W	9 - 2
5-17	Thu.	* at Wake Forest	L	2 - 5
5-18	Fri.	* at Wake Forest	L	1 - 2
5-19	Sat.	* at Wake Forest	L	0 - 7
5-24	Thu.	+ Virginia (17-24-19)	L	2 - 3
5-25	Fri.	+ Florida State (1-5-1)	W	9 - 7
5-26	Sat.	+ Georgia Tech	L	1 - 5
6-1	Fri.	\$ Coastal Carolina	W	11 - 3
6-2	Sat.	\$ at South Carolina (7-2-6)	L <sup>(12)</sup>	4 - 5
6-3	Sun.	\$ Coastal Carolina	W	5 - 3
6-3	Sun.	\$ at South Carolina (7-2-6)	L	3 - 4

\* - ACC regular-season game; # - Charleston, SC; ^ - Greenville, SC (Fluor Field); + - ACC Tournament at Greensboro, NC; \$ - NCAA Regional at Columbia, SC; Note: Home games in **bold**; rankings by **Baseball America**, **Collegiate Baseball**, **Sports Weekly**.

## CLEMSON POSITION STARTERS

Pos.	#	Player	B-T	Cl.	G-S	Avg.	HR	RBI	Notes
C	22	Spencer Kieboom	R-R	Jr.	58-56	.250	3	33	Did not allow a passed ball in 2012
1B	12	Jon McGibbon	L-L	So.	59-57	.233	5	33	Named to the All-ACC Tournament team
2B	17	Steve Wilkerson	S-R	So.	59-59	.295	1	31	Had a 19-game and 15-game hitting streak in 2012
SS	2	Jason Stolz	R-R	Sr.	63-63	.270	7	26	Committed only four errors (.985 fielding percentage)
3B	8	Richie Shaffer	R-R	Jr.	63-63	.336	10	46	Had a .480 on-base percentage thanks to 63 walks
LF	13	Jay Baum	R-R	Fr.	54-45	.220	0	11	Had 28 walks against only 19 strikeouts
CF	4	Thomas Brittle	L-L	*Jr.	58-56	.298	2	36	Led the team in triples (8) and stolen bases (15)
RF	3	Brad Felder	L-L	*Gr.	54-45	.263	7	26	Hit a team-best .471 (8-for-17) in Columbia Regional
DH	9	Phil Pohl	R-R	Sr.	63-63	.286	9	58	Led the team in RBIs and hit-by-pitches (12)

## CLEMSON STARTING PITCHERS

Pos.	#	Pitcher	Cl.	GP-S	ERA	W-L	CG	IP	H	R	ER	BB	SO
RHP	19	Kevin Brady	*Jr.	14-11	2.54	1-3	0	63.2	54	22	18	24	62
RHP	21	Kevin Pohle	So.	16-14	3.66	7-4	0	76.1	80	43	31	32	40
RHP	23	Daniel Gossett	Fr.	19-10	4.32	6-3	0	77.0	62	37	37	39	87
RHP	6	Dominic Leone	Jr.	16-16	5.25	7-4	0	84.0	90	52	49	41	66



# 2012 CLEMSON BASEBALL NOTES

## QUICK FACTS

Nickname:	Tigers
Location:	Clemson, SC 29633
Colors:	Clemson Orange & Regalia
Founded:	1889
Enrollment:	19,911
President:	James F. Barker (Clemson '70)
Athletic Director:	Dr. Terry Don Phillips (Arkansas '70)
Conference:	Atlantic Coast (Atlantic Division)
Facility (Capacity):	Doug Kingsmore Stadium (6,346)
Year Opened:	1970
Dimensions:	LL - 320, LC - 370, C - 400, RC - 370, RL - 330
Record Crowd:	6,480 (March 7, 2004 vs. South Carolina)
Head Coach:	Jack Leggett (Maine '76)
Record at Clemson:	847-404-1 (19 seasons)
Overall Record:	1224-694-1 (33 seasons)
Assistant Coaches:	Dan Pepicelli (SUNY Cortland '90) Bradley LeCroy (Clemson '01) Michael Johnson (Clemson '08)
First Year of Baseball:	1896
Seasons of Baseball:	115
All-Time Overall Record:	2601-1444-30
All-Time ACC Regular-Season Record:	716-372-4
All-Time ACC Tournament Record:	103-62
All-Time NCAA Tournament Record:	112-81
All-Time Regional & Super Regional Record:	100-57
All-Time College World Series Record:	12-24
ACC Championships:	14 (1954,58,59,67,76,78-81,89,91,93,94,06)
NCAA Tournament Appearances:	37 (1947,50,58,59,67,75-81,87-07,09-12)
College World Series Appearances:	12 (1958,59,76,77,80,91,95,96,00,02,06,10)
All-Americans:	53
First-Team All-ACC Players:	98

## MEDIA SERVICES

**Clemson Media Relations**

**Baseball Contact:** ..... **Brian Hennessy** (Clemson '98)  
**Email:** ..... bhennes@clemson.edu  
**Office Phone:** ..... (864) 656-1921  
**Office Fax:** ..... (864) 656-0299  
**Cell Phone:** ..... (864) 986-9046  
**Press Box Phone:** ..... (864) 656-7731  
**Ticket Office Phone:** ..... 1-800-CLEMSON  
**Website:** ..... [ClemsonTigers.com](http://ClemsonTigers.com)



## ACC Media Relations

**Steve Phillips** is the baseball media relations contact at the ACC office. He can be reached at (336) 851-6062 or via email at [sphillips@theacc.org](mailto:sphillips@theacc.org).

## Credentials

Members of the working press who desire a media credential to a Clemson baseball home game should contact **Brian Hennesy** at (864) 656-1921. There is space for 13 writers in the Doug Kingsmore Stadium press areas, plus booths for each team's radio network. Season credentials are issued. Credentials on a game-by-game basis are also issued. Members of the media must request a pass at least one day prior to each game/series to ensure admittance.

## Interview Policy

Head Coach **Jack Leggett** can be reached in the baseball office in Jervey Athletic Center at (864) 656-1940. The best time to contact **Leggett** in the office is weekdays from 9:00 AM to 11:00 AM.

Contact Associate SID **Brian Hennessy** and accommodations can be made to interview coaches and players. The locker room is closed to the media and public following games, therefore, postgame interviews are conducted outside the Clemson (first-base) dugout. See the opposing SID for opponent interview procedures.

## Tigers on the Web

Up-to-date stats, releases, game notes, game stories, and boxscores can be found on Clemson's official athletic website ([ClemsonTigers.com](http://ClemsonTigers.com)). Live stats can also be accessed on the schedule page.

record in NCAA Tournament play is 112-81, a 58.0 winning percentage.

Clemson is 67-41 (.620) under Head Coach Jack Leggett in NCAA Tournament play, including a 40-9 record (.816) in home NCAA Tourney games. Leggett has taken Clemson to a regional 18 times in the 19 years he has been Clemson's head coach, and the Tigers have advanced to the College World Series six times. Leggett has also taken Clemson to a super regional nine of the 14 years that format has been in existence.

## Clemson's College World Series Seasons

Year	Site	W-L	Clinched Win vs.	CWS
1958	Gastonia, NC	4-1	Florida, 3-1	1-2
1959	Gastonia, NC	3-0	Florida State, 5-0	1-2
1976	Columbia, SC	3-0	Furman, 6-2	1-2
1977	Miami, FL	3-1	Miami (FL), 10-9	1-2
1980	Clemson, SC	3-0	South Carolina, 17-12	0-2
1991	Orono, ME	4-0	Maine, 13-5	0-2
1995	Clemson, SC	4-0	Alabama, 7-4	0-2
1996	Clemson, SC	4-0	Tennessee, 12-5	2-2
2000	Clemson, SC	5-0	Mississippi State, 9-4	1-2
2002	Clemson, SC	5-1	Arkansas, 7-4	2-2
2006	Clemson, SC	5-0	Oral Roberts, 6-5	1-2
2010	Auburn, AL: Clemson, SC	5-2	Alabama, 8-6	2-2

## Tigers Earned 37th NCAA Tournament Bid

Clemson participated in its 37th all-time NCAA Regional when it played in the Columbia (SC) Regional from June 1-4 at Carolina Stadium. The 37 appearances are fifth-most in NCAA history, trailing only Texas (55), Florida State (50), Miami (FL) (41), and Oklahoma State (38).

## Columbia Regional Recap

The Tigers played in the 2012 Columbia Regional and went 2-2, finishing in second place behind regional champion South Carolina, who went 3-0. Clemson defeated Coastal Carolina twice, but lost both of its games against the Gamecocks on their home field.

Clemson batted .264 with a .412 slugging percentage and .353 on-base percentage in its four regional games. The team also totaled 23 runs, 39 hits, 10 doubles, four homers, 18 walks, and five stolen bases. Brad Felder (OF), Spencer Kieboom (C), and Phil Pohl (DH/UT) earned all-tournament honors as well.

### Clemson's NCAA Tournament Leaders

Brad Felder led the Tigers in the Columbia Regional by going 8-for-17 (.471) with a homer, double, four runs, and three outfield assists in four games. Jay Baum went 3-for-10 with five walks and a .533 on-base percentage. Jason Stolz totaled two homers, two doubles, and five RBIs, while Phil Pohl added a grand slam and eight RBIs.

### Worth Noting

- Clemson lost its 28 games by a combined 69 runs (2.5 runs per loss). The Tigers won their 35 games by a combined 137 runs (3.9 runs per win).
- Clemson had 19 comeback wins among its 35 overall victories in 2012. In four of the wins, it overcame a deficit of four runs or more.
- Clemson was 24-4 when scoring six runs or more and 11-24 when scoring less than six runs.
- Clemson outscored its opponents in all nine innings, except the first inning (36-33), and in extra innings in 2012.
- Clemson had five walkoff hits in 2012, tied for the most in a season under Head Coach Jack Leggett (1994-12). The 2003 team also had five walkoff hits. The Tigers also won a game on a walkoff wild pitch, meaning they won six games in walkoff fashion in 2012.
- Against ACC teams, Clemson's pinch-hitters were 9-for-19 (.474) in 2012. Against non-ACC teams, Clemson's pinch-hitters were 5-for-43 (.116).
- A total of 565.2 of Clemson's 575.1 innings pitched (98.3 percent) in 2012 were by righthanders.

- In Clemson's 30 ACC regular-season games, Tiger pitchers combined for only one error in 67 chances (.985 fielding percentage).
- Clemson was tied for 12th in the nation in double plays (62) on defense. That was a reason Clemson led the ACC in fielding percentage (.973).
- Phil Pohl, Richie Shaffer, and Jason Stolz started all 63 games in 2012.

## Polls

The Tigers finished the season unranked in all three polls in 2012. Clemson has still had at least one final top-25 ranking in 15 of Head Coach Jack Leggett's first 19 seasons in Tigertown. The Tigers have also been ranked #1 for 20 weeks by at least one of the three major polls under Leggett. Their last #1 ranking came on February 12, 2007 by both **Baseball America** and **Collegiate Baseball**.

### ACC Standings

The Tigers finished in third place in the ACC Atlantic Division standings with a 16-14 league record. It was the 18th time in 19 seasons under Head Coach Jack Leggett that the Tigers had a winning league record.

Florida State won the division title with a 24-6 record, while N.C. State was second at 19-11. The Seminoles also won the overall ACC title at 24-6. In the overall ACC standings, Clemson tied for fifth place with Miami (FL). Wake Forest (13-17) was seventh, while Georgia Tech (12-18) was eighth. North Carolina won the ACC Coastal Division crown with a 22-8 mark. Virginia finished fourth at 18-12 as well.

### Clemson #8 in the Nation in Average Home Attendance

A total of 145,388 fans were in attendance for Clemson's 33 home dates in 2012, an average of 4,406 per date. That figure was #8 in the nation and second-best in the ACC in 2012. Through the 2012 season, Clemson had a top-20 national figure in attendance for 19 straight seasons and a top-10 national figure in attendance for 11 years in a row.

### 2012 National Leaders in Average Home Attendance

Rk	School	Dates	Total	Avg.
1.	Louisiana State	44	472,391	10,736
2.	Arkansas	34	269,433	7925
3.	South Carolina	39	295,389	7574
4.	Mississippi	32	239,099	7472
5.	Texas	25	158,428	6337
6.	Mississippi State	33	202,340	6132
7.	Florida State	38	174,180	4584
<b>8.</b>	<b>Clemson</b>	<b>33</b>	<b>145,388</b>	<b>4406</b>
9.	Texas A&M	43	187,901	4370
10.	Creighton	25	106,717	4269

Note: Through games of June 25; attendance figures are unofficial.

## 35

That's how many of Clemson's 63 games were against teams that played in the 2012 NCAA Tournament, which equates to 56 percent. Clemson had a 15-20 record against the teams in the field. The Tigers played 10 different teams that were in the NCAA Tournament.

Clemson played three of the eight national seeds in Florida State, North Carolina, and South Carolina for a total of 12 games. The Tigers were 4-8 in those 12 contests. The Tigers were 7-15 against #1 seeds, 2-2 against #2 seeds, 4-2 against #3 seeds, and 2-1 against #4 seeds.

## Tigers Notched Three Wins Over Top-Ranked Team

With the Tigers' two wins over top-ranked Florida State from May 12-14 and their 9-7 walkoff win over the #1 Seminoles in the ACC Tournament on May 25, Clemson has defeated the #1 team in the nation 15 times, more than any other sport on the Tiger landscape. That list of 15 wins includes four over both Miami (FL) and Florida State, tied for the most by a Tiger opponent. Clemson's 7-2 win over the top-ranked Seminoles on May 12 was its first ever at home.

# 2012 CLEMSON BASEBALL NOTES

## Clemson's 15 Wins Over Top-Ranked Teams

Date	Opponent	Site	Score
5-21-77	Miami (FL)	Coral Gables, FL	7-2
5-22-77	Miami (FL)	Coral Gables, FL	10-9
5-10-86	Miami (FL)	Greenville, SC	7-4
5-11-86	Miami (FL)	Greenville, SC	9-5
5-17-93	Georgia Tech	Greenville, SC	9-8
5-13-94	Georgia Tech	Atlanta, GA	9-8
5-15-94	Georgia Tech	Atlanta, GA	7-4
6-4-96	Alabama	Omaha, NE	14-13
4-10-99	Florida State	Tallahassee, FL	8-4
4-5-06	South Carolina	Columbia, SC	3-2
3-27-10 <sup>(1)</sup>	Virginia	Charlottesville, VA	8-5
6-21-10	Arizona State	Omaha, NE	6-3
5-12-12	Florida State	Clemson, SC	7-2
5-14-12 <sup>(1)</sup>	Florida State	Clemson, SC	9-7
5-25-12	Florida State	Greensboro, NC	9-7

Note: Home wins in **bold**.

## NCAA Stat Finishes

Clemson finished in the top 25 in the nation in three statistical categories in 2012. The Tigers were tied for 12th in double plays (62) and 23rd in double plays per game (0.98). Clemson's 270 walks were 17-most in the country as well.

Richie Shaffer finished tied for third in the nation in walks (63), while his 1.00 walks per game were sixth-best. Thomas Brittle's eight triples tied for 10th-most in the country, while his 0.14 triples per game were 16th-most.

## Clemson's Top-25 NCAA Stat Finishes

Team/Player	Category	Stat	Rank
Clemson	Double Plays	62	T-12
Clemson	Walks	270	17
Clemson	Double Plays per Game	0.98	23
Richie Shaffer	Walks	63	T-3
Richie Shaffer	Walks per Game	1.00	6
Thomas Brittle	Triples	8	T-10
Thomas Brittle	Triples per Game	0.14	16

## Strength of Schedule #6

In 2012, Clemson had an unofficial strength of schedule of #6 according to [WarrenNolan.com](http://WarrenNolan.com). There were 297 schools that played Division I baseball in 2012.

## In Every Game

Clemson lost 28 games in 2012, but only two by more than four runs and only one by more than five runs. The Tigers had 11 one-run losses, four two-run losses, six three-run losses, five four-run losses, one five-run loss, and one seven-run loss. Another remarkable stat was that the Tigers' opponents had 19 saves among their 28 wins against Clemson, showing how close the Tigers were in almost every loss. Clemson won eight games by six or more runs, meaning 54 of its 63 games were decided by five runs or less.

Clemson became the last team in the ACC or SEC to lose a game by more than five runs. That came in the last regular-season game when Wake Forest blanked the Tigers 7-0. Furthermore, the Tigers played the nation's #6-toughest schedule according to the unofficial RPI at [WarrenNolan.com](http://WarrenNolan.com).

## Road Warriors

Clemson struggled at home in 2012 by its standards (21-14 record), but its streak away from home was a bright spot in 2012. The Tigers were just 9-11 on opponents' home fields and 5-3 in neutral-site games, meaning Clemson was 14-14 away from home. However, the Tigers lost their first three games and six of their first seven games away from home. After suffering a sweep at Virginia from March 25-27, Clemson won 10 of its next 11 games away from home, which included an eight-game winning streak.

## Double the Fun

Clemson has swept six of its last seven doubleheaders and eight of its last 10 doubleheaders since the start of the 2010 season. The only doubleheaders in the last three

years Clemson has not swept was at #1 Virginia on March 27, 2010 and against #1 Florida State on May 14, 2012. The Tigers still managed to split both doubleheaders against the top-ranked Cavaliers on the road and versus the top-ranked Seminoles at Doug Kingsmore Stadium.

The Tigers had doubleheader sweeps over UAB and Maryland in 2012, Boston College, Gardner-Webb, and Virginia Tech in 2011, and N.C. State, Virginia Tech, and Florida Gulf Coast in 2010. Doubleheaders are rarely scheduled, as most are played due to inclement weather during a weekend series.

The Tigers have won at least one game in each of their last 27 doubleheaders. The last time Clemson suffered a doubleheader sweep was at Virginia on April 10, 2004.

The last time the Tigers suffered a doubleheader sweep at home came on one of the strangest days in Clemson baseball history. On April 21, 1996, Georgia Southern beat Clemson twice at Doug Kingsmore Stadium. The first game lasted 10 innings in the Eagles' 8-6 win. The second game took 18 innings and nearly six hours to complete, as Georgia Southern edged Clemson 9-7. It took a combined 28 innings and eight hours and 44 minutes to finish both games. The Tigers went on to a Final Four finish in the College World Series that season.

## Tigers Set School Fielding Record

Clemson fielded at a .973 clip in 2012 to set a school record. The Tigers committed only 66 errors in 63 games. The .973 fielding percentage was first in the ACC. Each of Clemson's nine-best fielding percentages in school history have taken place in the last 13 years (since 2000) under Head Coach Jack Leggett.

Most teams have worse fielding percentages away from home due to being unfamiliar with different playing surfaces. However, Clemson thrived fielding outside the friendly confines of Doug Kingsmore Stadium. In its 28 games away from home, Clemson had a .978 fielding percentage, committing only 23 errors.

A big reason for Clemson's outstanding fielding percentage was senior shortstop Jason Stolz, who committed only four errors and had a stellar .985 fielding percentage. Stolz, who started all 63 games and played all but 4.2 innings at shortstop for the Tigers in 2012, was errorless in the field in each of last 34 games.

## Seven Tigers on All-ACC Academic Team

Clemson placed seven players on the 2012 All-ACC Academic team. The seven selections were second-most in the ACC behind Florida State, who had nine selections. To be eligible for consideration, a student-athlete must have earned a 3.0 GPA for the previous semester and maintained a 3.0 cumulative GPA during his academic career.

Two Tigers earned All-ACC Academic honors for the third time, junior righthander Kevin Brady (special education) and senior infielder Jason Stolz (construction science & management). Junior righty Scott Firth (sociology), junior catcher Spencer Kieboom (marketing), and senior utility player Phil Pohl (management) all received All-ACC Academic honors for the second time. Junior outfielder Thomas Brittle (community recreation, sport, & camp management) and junior righthander Jonathan Meyer (management) were named to the All-ACC Academic team for the first time.

## Seven Tigers Picked in Major League Draft

Seven Tigers were selected in the 2012 Major League draft from June 4-6. The seven picks tied for eighth-most in the nation and tied (with Florida State) for most by an ACC team. Arizona State led the nation with 10 picks. The 2012 draft only lasted 40 rounds, 10 less than previous years.

Junior corner infielder Richie Shaffer was a first-round draft selection (#25 overall) by the Tampa Bay Rays. He became the 15th first-round draft pick in Clemson history and the first Tiger in history to be drafted by the Rays.

## HEAD COACH JACK LEGGETT

**Born:** March 5, 1954 in Bangor, ME

**Education:** B.A. in physical education and minor in history at Maine (1976)...master's in teacher education at Vermont (1980).

**Playing Experience:** Four-year letterman (baseball) at Maine (1973-76)...three-year letterman (football) at Maine (1974-76).

**Coaching Experience:** Head coach at Vermont (1978-82)...head coach at Western Carolina (1983-91)...assistant head coach at Clemson (1992,93)...head coach at Clemson (1994-12).

**Family:** Son, Tanner (28), and daughter, Colby (26)...wife, Karen.



## Leggett's Clemson Head Coaching Record

Year	Overall	ACC	Finish	NCAA
1994 <sup>^</sup>	57-18	20-4	1st	Regional
1995	54-14	20-4	1st	CWS
1996	51-17	17-7	2nd	CWS
1997	41-23	13-10	4th	Regional
1998	43-16	14-9	T-2nd	Regional
1999	42-27	13-10	3rd	Super Regional
2000	51-18	17-7	2nd	CWS
2001	41-22	17-7	2nd	Super Regional
2002	54-17	16-8	4th	CWS
2003	39-22	15-9	T-3rd	Regional
2004	39-26	14-10	T-4th	Regional
2005	43-23	21-9	2nd	Super Regional
2006 <sup>^</sup>	53-16	24-6	*1st	CWS
2007	41-23	18-12	*2nd	Super Regional
2008	31-27-1	11-18-1	*4th	-----
2009	44-22	19-11	*2nd	Super Regional
2010	45-25	18-12	*T-1st	CWS
2011	43-20	17-13	*2nd	Regional
2012	35-28	16-14	*3rd	Regional

\* - Atlantic Division; ^ - ACC Tournament Champion

## Leggett's Head Coaching Record By School

School	Seasons	Years	W-L	Win %
Vermont	5	1978-82	75-61	.551
Western Carolina	9	1983-91	302-229	.569
<b>Clemson</b>	<b>19</b>	<b>1994-12</b>	<b>847-404-1</b>	<b>.677</b>
<b>Totals</b>	<b>33</b>	<b>1978-91,94-12</b>	<b>1224-694-1</b>	<b>.638</b>

## Leggett vs. ACC as Clemson Head Coach

Team	Overall	Home	Away	Neutral
Boston College	15-6	8-4	7-2	0-0
Duke	44-15-1	23-4	20-9-1	1-2
Florida State	34-39	19-11	9-18	6-10
Georgia Tech	40-33	19-7	10-20	11-6
Maryland	50-9	25-2	22-7	3-0
Miami (FL)	13-8	8-4	3-3	2-1
North Carolina	31-28	14-13	13-11	4-4
N.C. State	44-23	22-7	13-14	9-2
Virginia	31-28	16-8	13-14	2-6
Virginia Tech	17-5	9-0	8-4	0-1
Wake Forest	42-21	22-5	17-13	3-3
<b>Totals</b>	<b>361-215-1</b>	<b>185-65</b>	<b>135-115-1</b>	<b>41-35</b>

Note: Includes records vs. teams as ACC members.

## All-Time Winningest Division I Head Coaches

Rk	Head Coach	Current/Last School	Wins
1.	* Gene Stephenson	Wichita State	1798
2.	* Augie Garrido	Texas	1761
3.	* Mike Martin	Florida State	1723
4.	* Mark Marquess	Stanford	1463
5.	Cliff Gustafson	Texas	1427
6.	Ron Polk	Mississippi State	1373
7.	* Jim Morris	Miami (FL)	1354
8.	Rod Dedeaux	Southern California	1342
9.	Bob Bennett	Fresno State	1300
10.	Ron Fraser	Miami (FL)	1267
11.	Jack Stallings	Georgia Southern	1255
12.	Larry Cochell	Oklahoma	1235
13.	Jim Dietz	San Diego State	1230
14.	<b>* Jack Leggett</b>	<b>Clemson</b>	<b>1224</b>
15.	Richard Jones	Illinois	1214
16.	* Jim Gilligan	Lamar	1206
17.	* Pete Dunn	Stetson	1202
18.	Bill Wilhelm	Clemson	1161
	Norm DeBriyn	Arkansas	1161

\* - active; Note: Only includes wins as a head coach at a Division I school; through games of June 25.



# 2012 CLEMSON BASEBALL NOTES

## 2012 POLLS

### Baseball America (Final)

Rk	Team
1.	Arizona
2.	South Carolina
3.	Florida
4.	Florida State
5.	UCLA
6.	Arkansas
7.	Stony Brook
8.	Kent State
9.	Louisiana State
10.	Baylor
11.	Oregon
12.	N.C. State
13.	Stanford
14.	Oklahoma
15.	Saint John's
16.	TCU
17.	North Carolina
18.	Rice
19.	Texas A&M
20.	Kentucky
21.	Cal State Fullerton
22.	Mississippi State
23.	Purdue
24.	Oregon State
25.	Virginia

### Collegiate Baseball (Final)

Rk	Team
1.	Arizona
2.	South Carolina
3.	Arkansas
4.	Florida State
5.	UCLA
6.	Kent State
7.	Florida
8.	Stony Brook
9.	Louisiana State
10.	Baylor
11.	Oregon
12.	N.C. State
13.	Oklahoma
14.	Stanford
15.	Saint John's
16.	TCU
17.	North Carolina
18.	Rice
19.	Texas A&M
20.	Arizona State
21.	Kentucky
22.	Cal State Fullerton
23.	Purdue
24.	Mississippi State
25.	Oregon State

Two Tigers were chosen on the second day of the draft. Junior catcher Spencer Kieboom was a fifth-round draft pick (#174 overall) of the Washington Nationals. Junior righthander Kevin Brady was a 10th-round draft pick (#338 overall) of the Philadelphia Phillies.

Four other Tigers were drafted on the final day of the draft. Junior righthander Dominic Leone was a 16th-round draft pick (#491 overall) of the Seattle Mariners. Senior infielder Jason Stolz was a 17th-round draft pick (#528 overall) of the Colorado Rockies. Senior utility player Phil Pohl was a 28th-round draft pick (#859 overall) of the Oakland Athletics. Junior righthander Scott Firth was a 32nd-round draft pick (#998 overall) of the Philadelphia Phillies.

With the seven selections, Jack Leggett has had a total of 96 players drafted in his 19 seasons as head coach at Clemson. A total of 17 of those 96 players were drafted twice, meaning a Tiger has been drafted 113 times in his tenure. Thirteen more Tigers have signed free-agent contracts as well.

### 2012 Tiger Draftees

#	Player, Pos.	Cl.	Rd	Pick	Team
8	Richie Shaffer, 3B/1B	Jr.	1	25	Rays
22	Spencer Kieboom, C	Jr.	5	174	Nationals
19	Kevin Brady, RHP	*Jr.	10	338	Phillies
6	Dominic Leone, RHP	Jr.	16	491	Mariners
2	Jason Stolz, INF	Sr.	17	528	Rockies
9	Phil Pohl, C/1B/OF	Sr.	28	859	Athletics
20	Scott Firth, RHP	Jr.	32	998	Phillies

\* - spent one season as a red-shirt player

in school history. No other Clemson coach has more than 70 wins while in Tigertown. Leggett earned win #800 as the leader of the Tiger program in Clemson's 12-0 victory over Gardner-Webb in the second game of a doubleheader on May 7, 2011.

Through Leggett's first 19 seasons at Clemson, he has 847 wins. Only six other programs (Florida State, Wichita State, Rice, Louisiana State, Cal State Fullerton, Miami (FL)) have more wins over that span from 1994-12. Leggett has also directed Clemson to a winning record in ACC regular-season games in 18 of his 19 seasons in Tigertown.

What makes Leggett's win total even more impressive is the fact that he has not shied away from playing stiff competition. Since 2004, when the strength of schedule ratings were first kept at [WarrenNolan.com](http://WarrenNolan.com), Clemson's schedule has been one of the 17 toughest in the nation during all nine seasons, including eight of the nine years with a strength of schedule #9 or better (2004 (#5), 2005 (#4), 2006 (#1), 2007 (#17), 2008 (#2), 2009 (#9), 2010 (#5), 2011 (#6), 2012 (#6)).

### Tigers Have 223 Top-25 Wins Under Leggett

In 19 seasons at Clemson, Head Coach Jack Leggett has 223 wins over teams ranked in the top 25 among his 847 total victories. Below is a year-by-year chart of Leggett against top-25 ranked foes.

#### Leggett Against Top-25 Teams

Year	Overall	Top 25	Top 10	Top 5
1994	57-18	19-12	10-4	7-3
1995	54-14	15-10	4-10	1-6
1996	51-17	13-10	7-3	5-2
1997	41-23	6-11	4-7	1-2
1998	43-16	8-5	4-2	0-1
1999	42-27	12-12	6-6	3-4
2000	51-18	14-13	11-10	6-7
2001	41-22	5-12	3-8	1-6
2002	54-17	19-13	10-11	6-8
2003	39-22	8-8	5-3	4-2
2004	39-26	9-16	6-8	0-3
2005	43-23	19-9	11-9	4-2
2006	53-16	26-9	7-6	2-2
2007	41-23	11-9	7-6	4-4
2008	31-27-1	3-17	0-13	0-12
2009	44-22	8-11	6-8	6-8
2010	45-25	13-12	7-7	2-7
2011	43-20	7-13	6-11	3-3
2012	35-28	8-12	6-9	4-5
<b>Totals</b>	<b>847-404-1</b>	<b>223-214</b>	<b>120-141</b>	<b>59-87</b>

### Tigers in Close Games Under Leggett

In 19 seasons at Clemson, Head Coach Jack Leggett has 152 one-run wins among his 847 total victories. Below is a year-by-year chart of Leggett in close games.

#### Leggett's Close Games

Year	Overall	1-Run	2-Run	3-Run	Extra
1994	57-18	13-5	9-0	7-2	7-3
1995	54-14	8-4	6-2	6-3	3-1
1996	51-17	6-4	5-4	3-2	3-3
1997	41-23	9-6	1-2	5-0	1-3
1998	43-16	10-5	4-1	1-4	2-1
1999	42-27	12-6	4-6	4-5	2-3
2000	51-18	7-4	8-3	4-3	1-1
2001	41-22	5-5	3-3	9-2	4-1
2002	54-17	6-1	13-4	7-3	2-0
2003	39-22	7-2	8-3	3-4	4-1
2004	39-26	10-9	1-3	5-5	1-4
2005	43-23	7-9	3-2	5-2	2-0
2006	53-16	8-8	6-2	8-2	2-2
2007	41-23	12-7	3-5	8-6	4-1
2008	31-27-1	10-5	2-7	3-0	0-1-1
2009	44-22	9-7	4-4	7-6	4-1
2010	45-25	6-11	4-6	6-0	2-3
2011	43-20	1-9	5-2	5-2	1-0
2012	35-28	6-11	9-4	5-6	4-4
<b>Totals</b>	<b>847-404-1</b>	<b>152-118</b>	<b>98-63</b>	<b>101-57</b>	<b>49-33</b>

## 2012 POLLS

### Sports Weekly (Final)

Rk	Team
1.	Arizona
2.	South Carolina
3.	Arkansas
4.	Florida State
5.	UCLA
6.	Florida
7.	Kent State
8.	Stony Brook
9.	Baylor
10.	Oregon
11.	Louisiana State
12.	Stanford
13.	N.C. State
14.	Oklahoma
15.	TCU
16.	Saint John's
17.	North Carolina
18.	Texas A&M
19.	Kentucky
20.	Rice
21.	Purdue
22.	Oregon State
23.	Virginia
24.	Central Florida
25.	Vanderbilt

### Weekly Rankings (Final)

Date	BA	CB	SW	W-L
Pre	16	25	23	2-1
2-20	16	25	NP	2-1
2-27	15	20	19	1-2
3-5	20	20	19	1-3
3-12	---	---	---	3-1
3-19	---	---	---	2-3
3-26	---	---	---	3-2
4-2	---	---	---	4-1
4-9	---	---	---	2-3
4-16	---	---	---	4-0
4-23	---	---	---	2-2
4-30	---	---	---	2-0
5-7	---	---	---	2-1
5-14	---	---	---	2-4
5-21	---	---	---	1-2
5-28	---	---	---	2-2
6-5	NP	---	NP	0-0
6-12	NP	---	NP	0-0
<b>Final</b>	---	---	---	---
NP - no poll				

### Four Tigers Named to All-ACC Team

Four Tigers were named First or Second-Team All-ACC in 2012. The four were Clemson's predominant 1-4 hitters in the batting order. The Tigers' four offensive players named to the all-conference team were the most in the ACC. Florida State had the second-most with three offensive players.

Senior designated hitter Phil Pohl and junior third-baseman Richie Shaffer were both named First-Team All-ACC, while junior outfielder Thomas Brittle and sophomore second-baseman Steve Wilkerson were named Second-Team All-ACC. The team was compiled by a vote of the 12 ACC head coaches.

Pohl, who was a Second-Team All-ACC pick in 2011, led the team with 58 RBIs and hit .286 with 11 doubles, nine homers, 30 runs, and two steals. Shaffer led the team with a .336 batting average. Shaffer, who was also a First-Team All-ACC selection in 2011, totaled 10 homers, 21 doubles, two triples, 46 RBIs, 49 runs, 63 walks, a .480 on-base percentage, and eight steals in 2012.

Brittle, who had a 22-game hitting streak during the regular season, batted .298 with nine doubles, eight triples, two homers, 36 RBIs, 43 runs, and 15 stolen bases along with making many diving and run-saving catches in centerfield. Wilkerson hit .295 with 13 doubles, three triples, one homer, 31 RBIs, 49 runs, and 10 steals. Wilkerson had hitting streaks of 19 games and 15 games in 2012.

### Brady, Campbell Suffered Injuries

Righthanders Kevin Brady and Matt Campbell both suffered injuries in the Tigers' 6-5 loss in 13 innings at Georgia Tech on April 27. Brady, a junior who was Clemson's Friday starter each of the first 11 weeks of the season, suffered a hamstring strain while covering first base in the sixth inning. Campbell, a sophomore who was one of the team's top relievers in 2012, suffered a Latissimus Dorsi ("Lat") strain in the ninth inning. Brady missed 21 days due to the injury, but made his return in a brief outing at Wake Forest on May 19. Campbell missed the rest of the season.

### Leggett Leading a Consistent Winner

Head Coach Jack Leggett has an 847-404-1 (.677) record at Clemson in 19 seasons. The late Bill Wilhelm has the most wins of any Tiger coach with 1,161 in 36 seasons (1958-93) at Clemson. Leggett's 847 wins are second-most

## CLEMSON'S FINAL RANKINGS (1987-12)

Year	BA	CB	SW	Year	BA	CB	SW
1987	10	10	NP	2001	17	13	14
1988	15	21	NP	2002	3	3	3
1989	14	14	NP	2003	---	---	---
1990	---	---	NP	2004	---	---	---
1991	4	8	NP	2005	14	13	16
1992	7	10	NP	2006	5	5	5
1993	17	17	16	2007	15	12	13
1994	4	9	9	2008	---	---	---
1995	8	8	8	2009	16	15	14
1996	5	4	4	2010	10	4	4
1997	---	---	24	2011	21	21	16
1998	21	23	19	2012	---	---	---
1999	17	13	14				
2000	7	6	5				

# 2012 CLEMSON BASEBALL NOTES

## Leggett #14 on All-Time NCAA Wins List

Jack Leggett has 1,224 career wins in 33 seasons as a head coach. That victory total is #14 on the all-time NCAA Division I list. In Clemson's 11-8 win at Georgia Tech on April 29, 2012, he moved ahead of Richard Jones, who had 1,214 career wins, into 14th place. Leggett also reached the 1,200 win mark in Clemson's 4-2 win over Elon at Fluor Field in Greenville, SC on March 21, 2012.

Leggett passed the late Bill Wilhelm, who is tied for 18th place with 1,161 wins in 36 seasons (1958-93) as Clemson's head coach, on April 6, 2011 in the Tigers' 12-3 win over Western Carolina. Leggett is also sixth in wins among active coaches.

## Brady's Accurate Arm Among Best in School History

Junior righthander Kevin Brady (Gaithersburg, MD) was 1-3 with a 2.54 ERA in 63.2 innings pitched over 14 appearances (11 starts) in 2012. He allowed 54 hits (.235 opponents' batting average) and 24 walks with 62 strikeouts.

In 135.0 innings pitched over 50 appearances (19 starts) in his career (2009-12), he was 4-3 with a 3.27 ERA. He yielded 129 hits (.255 opponents' batting average) and only 38 walks with 148 strikeouts. His 3.89 strikeout-to-walk ratio was third in school history and his 9.87 strikeouts per nine innings pitched was fifth in school history.

### Clemson Career Strikeout-to-Walk Ratio Leaders

Rk	Player	Year(s)	K/BB
1.	Kris Benson	1994-96	4.51
2.	Casey Harman	2008-10	3.97
3.	<b>Kevin Brady</b>	<b>2009-12</b>	<b>3.89</b>
4.	Josh Cribb	2003-06	3.62
5.	Billy O'Dell	1952-54	3.61
6.	Stephen Faris	2004-06	3.38
7.	Justin Saratt	2007-11	3.32
8.	Andy Taulbee	1992-94	3.22
9.	Phillip Lowery	1986-88	3.19
10.	Ken Vining	1994-96	3.19

Note: Minimum 100 innings pitched.

### Clemson Career Strikeouts Per Nine Innings Pitched Leaders

Rk	Player	Year(s)	K/9 IP
1.	Billy O'Dell	1952-54	12.29
2.	Billy Koch	1994-96	11.00
3.	Ken Vining	1994-96	10.35
4.	Kris Benson	1994-96	10.02
5.	<b>Kevin Brady</b>	<b>2009-12</b>	<b>9.87</b>
6.	Brian Barnes	1986-89	9.71
7.	D.J. Mitchell	2006-08	9.24
8.	Mike Holtz	1991-94	9.22
9.	Damon Vincent	1961-63	9.00
	Charlie Watson	1965-67	9.00

Note: Minimum 100 innings pitched.

## Brittle the Center of Attention

Junior outfielder Thomas Brittle (Cross, SC) emerged as Clemson's everyday centerfielder in his first active season as a Tiger. In 2009 and 2010, Brittle played at College of Charleston alongside his brother, Owen. He transferred to Clemson prior to the 2011 season and sat out that year due to NCAA transfer rules.

In 2012, Brittle batted .298 with nine doubles, eight triples, two homers, 36 RBIs, 43 runs, 22 walks and 11 hit-by-pitches, and a team-high 15 steals in 58 games (56 starts). The eight triples tied for fifth-most in Clemson history and were the most by a Tiger since 1995. The eight triples also tied for most in the ACC and tied for 10th-most in the nation in 2012. For his efforts, he was named Second-Team All-ACC in 2012.

Against #17 N.C. State on April 13, he hit a walkoff single, the last of his four hits in the game, in the 12th inning to send Clemson to a 7-6 victory. Four days later, he hit another walkoff single. This time, he slapped a ninth-inning single through the left side to give Clemson a 3-2 win over Charleston Southern on April 17. In both walkoff hits, his single played Tyler Slaton. Then on May 5 against his former team (College of Charleston), he hit a two-out, run-scoring

single in the 11th inning to tie the score. Clemson went on to win 4-3.

Brittle also showed a penchant for making stellar plays in centerfield, including many diving catches. He had a remarkable three outfield assists in one game against UAB in the second game of a doubleheader on February 18. He also has a team-high nine outfield assists in 2012.

### Clemson Season Triple Leaders

Rk	Player	Year	G	3B
1.	Bill Spiers	1987	64	11
2.	David Miller	1995	68	10
3.	Kevin Northrup	1991	67	9
	Shane Monahan	1994	75	9
5.	<b>Thomas Brittle</b>	<b>2012</b>	<b>58</b>	<b>8</b>
	Don Russell	1969	46	8
	Dave Caldwell	1976	50	8
	Shawn Satterfield	1992	55	8
9.	Rusty Adkins	1967	38	7
	Shane Monahan	1993	65	7
	Ryan Riley	2000	55	7

## Brittle Had a 22-Game Hitting Streak

Thomas Brittle had a 22-game hitting streak, tied for the eighth-longest hitting streak in Clemson history, from April 3 to May 8. He was 40-for-105 (.381) with four doubles, six triples, two homers, 27 RBIs, 23 runs, four steals, and only eight strikeouts during his 22-game hitting streak. It was the 20th hitting streak of 20 games or more in Clemson history, while he became the 19th Tiger with a hitting streak of 20 games or more.

### Clemson's Longest Hitting Streaks

Rk	Player	HS	Avg	Streak Start	Streak End
1.	Rusty Adkins	41	.438	4-10-1965	to 5-17-1966
2.	Brian Kowitz	37	.430	5-27-1989	to 4-10-1990
3.	Khalil Greene	34	.519	4-16-2002	to 6-14-2002
4.	Tyler Colvin	26	.435	4-22-2006	to 6-16-2006
5.	Will Lamb	25	.379	3-27-2011	to <sup>(1)</sup> 5-14-2011
6.	Chuck Baldwin	24	.436	4-17-1987	to 5-21-1987
	Doug Hogan	24	.394	5-11-2007	to 3-8-2008
8.	<b>Thomas Brittle</b>	<b>22</b>	<b>.381</b>	<b>4-3-2012</b>	<b>to 5-8-2012</b>
	Mike Milchin	22	.371	4-17-1988	to 5-26-1988
	Tim Rigsby	22	.380	4-11-1990	to 5-19-1990
	Shane Monahan	22	.534	5-28-1994	to 3-19-1995
	Jerome Robinson	22	.425	3-8-1996	to 4-7-1996
	Matthew LeCroy	22	.420	5-25-1996	to 3-8-1997
	David Slevin	22	.371	4-20-2003	to 5-31-2003
	Brad McCann	22	.410	4-25-2003	to 2-28-2004

## Campbell Kept Tigers Close

Sophomore righthander Matt Campbell (Alpharetta, GA) was one of Clemson's top relievers in 2012. After a solid freshman season in 2011, when he had a 3.09 ERA and .154 opponents' batting average, he was equally effective as a sophomore.

Campbell was 1-2 with two saves, a 2.49 ERA, and .211 opponents' batting average in 25.1 innings pitched over 13 relief appearances in 2012. He also had 29 strikeouts against only 11 walks. In one of his best career outings against #7 Miami (FL) on March 30, he pitched 4.0 stellar innings to earn the victory. He gave up just one hit (a single), no runs, and no walks with seven strikeouts in Clemson's 3-1 win over the Hurricanes.

Campbell suffered a "Lat" injury against Georgia Tech on April 27 that forced him out of action for the rest of the 2012 season.

## Costigan Thrived in a Pinch

Sophomore outfielder Joe Costigan (Naples, FL) was Clemson's top offensive player off the bench in 2012. He batted .289 overall (13-for-45) with four doubles and seven RBIs in 30 games (eight starts). But as a pinch-hitter, he was 7-for-18 (.389) with two doubles, three RBIs, two walks, one hit-by-pitch, and a .476 on-base percentage. In his 22 games off the bench, Costigan was 10-for-24 (.417) with four doubles and a .481 on-base percentage. In his three plate

## 2012 TIGER TIDBITS

### Clemson's Record...

In All Games	35-28
In Home Games	21-14
In Road Games	9-11
In Neutral-Site Games	5-3
In All ACC Regular-Season Games	16-14
In Home ACC Regular-Season Games	8-7
In Road ACC Regular-Season Games	8-7
In All Non-ACC Regular-Season Games	16-10
In Home Non-ACC Regular-Season Games	14-7
In Road Non-ACC Regular-Season Games	1-2
In Neutral Non-ACC Regular-Season Games	1-1
In ACC Tournament Games	1-2
In NCAA Tournament Games	2-2
In February	4-2
In March	10-10
In April	12-7
In May	7-7
In June	2-2
On Monday	1-2
On Tuesday	7-1
On Wednesday	2-4
On Thursday	0-2
On Friday	7-7
On Saturday	11-7
On Sunday	7-5
After a Loss	16-11
Against Top-25 Teams	8-12
Against Top-10 Teams	6-9
Against Top-5 Teams	4-5
In Day Games	21-19
In Night Games	14-9
Against Lefty Starters	10-14
Against Righty Starters	25-14
In 1-Run Games	6-11
In 2-Run Games	9-4
In 3-Run Games	5-6
When Scoring First	21-7
When Scoring in the 1st Inning	18-6
When Leading at the End of 7 Innings	26-3
When Trailing at the End of 7 Innings	4-19
When Tied at the End of 7 Innings	5-6
When Leading at the End of 8 Innings	27-2
When Trailing at the End of 8 Innings	1-23
When Tied at the End of 8 Innings	7-3
In Extra Innings	4-4
When Scoring 5 or More Runs	28-8
When Allowing Less Than 5 Runs	23-9
When Out-Hitting Opponents	23-5
When Clemson Had 10 or More Hits	22-5
When Clemson Hit a Home Run	21-11
When Clemson Committed 0 or 1 Errors	28-17
When Wearing Orange Jerseys	2-7
When Wearing Purple Jerseys	17-12
When Wearing White Jerseys	16-9

### Inning-By-Inning Scoring

Team	1	2	3	4	5	6	7	8	9	Ex.
Clemson	33	41	44	43	40	41	49	31	27	8
Opponents	36	24	38	35	35	36	29	28	22	6

### 2012 ACC Standings

Atlantic Division		ACC	Win %	GB	Overall	Win %
1.	Florida State	24 - 6	.800	----	50 - 17	.746
2.	N.C. State	19 - 11	.633	5.0	43 - 20	.683
3.	<b>Clemson</b>	<b>16 - 14</b>	<b>.533</b>	<b>8.0</b>	<b>35 - 28</b>	<b>.556</b>
4.	Wake Forest	13 - 17	.433	11.0	33 - 24	.579
5.	Boston College	10 - 20	.333	14.0	22 - 33	.400
	Maryland	10 - 20	.333	14.0	32 - 24	.571

Coastal Division		ACC	Win %	GB	Overall	Win %
1.	North Carolina	22 - 8	.733	----	46 - 16	.742
2.	Virginia*	18 - 12	.600	4.0	39 - 19	.669
3.	Miami (FL)	16 - 14	.533	6.0	36 - 23	.610
4.	Georgia Tech	12 - 18	.400	10.0	38 - 26	.594
5.	Virginia Tech	11 - 19	.367	11.0	34 - 21	.618
6.	Duke	9 - 21	.300	13.0	21 - 34	.382

\* - has one non-conference tie; Note: Standings through June 21.

# 2012 CLEMSON BASEBALL NOTES

## 2012 TIGER HOME RUNS

#	Player <sup>(#)</sup>	Opponent (Date)	Inn.	Outs	H	A/L/R
1.	Shaffer <sup>(1)</sup>	UAB (2/18) <sup>(1)</sup>	1	1	2	R
2.	Felder <sup>(1)</sup>	UAB (2/18) <sup>(1)</sup>	3	0	2	R
3.	Pohl <sup>(1)</sup>	UAB (2/18) <sup>(1)</sup>	7	0	1	R
4.	S. Kieboom <sup>(1)</sup>	Maine (2/25)	5	1	3	R
5.	Pohl <sup>(2)</sup>	Maine (2/25)	6	2	2	R
6.	Shaffer <sup>(2)</sup>	Maine (2/25)	5	2	2	R
7.	Shaffer <sup>(3)</sup>	South Carolina (3/3)	9	2	2	R
8.	Shaffer <sup>(4)</sup>	South Carolina (3/4)	3	0	1	R
9.	Pohl <sup>(3)</sup>	South Carolina (3/4)	8	0	2	R
10.	McGibbon <sup>(1)</sup>	Holy Cross (3/7)	2	0	2	R
11.	Stolz <sup>(1)</sup>	* North Carolina (3/11)	6	0	1	R
12.	Felder <sup>(2)</sup>	* Boston College (3/16)	2	1	2	R
13.	Felder <sup>(3)</sup>	* Boston College (3/17)	7	2	1	R
14.	Felder <sup>(4)</sup>	* Virginia (3/23)	9	0	1	R
15.	Pohl <sup>(4)</sup>	* Virginia (3/25)	6	1	1	R
16.	Shaffer <sup>(5)</sup>	Georgia (3/27)	2	2	2	R
17.	Shaffer <sup>(6)</sup>	Presbyterian College (3/28)	8	1	2	R
18.	Shaffer <sup>(7)</sup>	Winthrop (4/3)	3	1	1	R
19.	Pohl <sup>(5)</sup>	Winthrop (4/3)	4	0	3	L
20.	Stolz <sup>(2)</sup>	Winthrop (4/3)	4	2	1	L
21.	McGibbon <sup>(2)</sup>	* Furman (4/10)	4	2	2	R
22.	Brittle <sup>(1)</sup>	Georgia (4/11)	2	1	2	R
23.	Shaffer <sup>(8)</sup>	Charleston Southern (4/17)	1	2	1	R
24.	Stolz <sup>(3)</sup>	* Maryland (4/21) <sup>(2)</sup>	5	2	1	R
25.	Pohl <sup>(6)</sup>	* Maryland (4/21) <sup>(2)</sup>	8	0	1	R
26.	Brittle <sup>(2)</sup>	* Georgia Tech (4/27)	1	1	1	R
27.	Felder <sup>(5)</sup>	* Georgia Tech (4/27)	9	1	3	R
28.	Pohl <sup>(7)</sup>	* Georgia Tech (4/28)	2	0	1	R
29.	S. Kieboom <sup>(2)</sup>	* Georgia Tech (4/28)	4	0	4	R
30.	Stolz <sup>(4)</sup>	* Georgia Tech (4/29)	4	0	1	R
31.	Shaffer <sup>(9)</sup>	Tennessee Tech (5/8)	10	1	1	L
32.	Felder <sup>(6)</sup>	* Florida State (5/12)	5	1	1	L
33.	Shaffer <sup>(10)</sup>	* Florida State (5/12)	6	1	1	L
34.	S. Kieboom <sup>(3)</sup>	* Florida State (5/12)	6	2	3	R
35.	Stolz <sup>(5)</sup>	* Florida State (5/14) <sup>(2)</sup>	6	1	3	R
36.	Pohl <sup>(8)</sup>	Furman (5/15)	3	1	2	L
37.	McGibbon <sup>(3)</sup>	Furman (5/15)	4	0	1	R
38.	McGibbon <sup>(4)</sup>	+ Virginia (5/24)	6	0	1	R
39.	McGibbon <sup>(5)</sup>	+ Florida State (5/25)	9	1	3	R
40.	Wilkerson <sup>(1)</sup>	+ Georgia Tech (5/26)	1	0	1	L
41.	Pohl <sup>(9)</sup>	\$ Coastal Carolina (6/1)	2	2	4	R
42.	Felder <sup>(7)</sup>	\$ South Carolina (6/2)	8	1	1	R
43.	Stolz <sup>(6)</sup>	\$ Coastal Carolina (6/3)	3	0	1	L
44.	Stolz <sup>(7)</sup>	\$ Coastal Carolina (6/3)	4	2	2	L

\* - ACC regular-season game; \* - Greenville, SC (Fluor Field); + - ACC Tournament at Greensboro, NC; \$ - NCAA Regional at Columbia, SC; ^ - pitcher throws; H - 1...solo, 2...2-run, 3...3-run, 4...grand slam; Note: **Bold** denotes a Clemson home game.

appearances (all off the bench) in the Columbia Regional, he was 1-for-1 with a double, walk, and hit-by-pitch.

### Felder Erupted in Columbia Regional

Graduate outfielder Brad Felder (Bowman, SC) was Clemson's top hitter in the NCAA Tournament. He made the Columbia Regional All-Tournament team by going 8-for-17 (.471) with a homer, double, two RBIs, and four runs in four games. No other Tiger had more than five hits in the regional.

After a slow start to the season, he came on strong late in the year to finish with a .263 batting average, seven homers, eight doubles, 26 RBIs, 32 runs, and 11 stolen bases in his one and only season in the Tiger program. Felder played three seasons at The Citadel from 2008-11.

### Firth Relished Relief Role

Junior righthander Scott Firth (Buffalo Grove, IL) was one of Clemson's top relievers in 2012. In his first two seasons, he alternated as both a starter and reliever. But in 2012, he made all of his appearances out of the bullpen and had some of the best numbers among Tiger hurlers.

In 51.2 innings pitched over a team-high 24 relief appearances, he was 4-0 with a team-high three saves and a team-best 2.09 ERA. His ERA was the best by a Tiger (given a minimum of 40 innings pitched) since 1998 (Scott Clackum (1.11 ERA)). He also allowed just 44 hits (.229 opponents' batting average) and 33 walks with 44 strikeouts.

Firth received the Stowe Award as Clemson's most valuable pitcher in 2012. After giving up a home run against #2 South Carolina on March 4, he went his next 23.0 innings pitched without allowing a run.

In his three-year career, Firth is 11-2 with three saves and a 2.81 ERA in 134.1 innings pitched over 56 appearances (11 starts). He has given up 129 hits (.250 opponents' batting average) with 107 strikeouts.

### Gossett Named National Player-of-the-Week

Freshman righthander Daniel Gossett (Lyman, SC) was named one of four national players-of-the-week by **Collegiate Baseball** on April 9. In 9.0 innings pitched over two appearances (one start) during the previous week, he allowed just five hits (all singles), no runs, and no walks with 15 strikeouts.

Against Winthrop on April 3, he earned the win by tossing 7.0 scoreless innings, allowing just three hits, no runs, and no walks with 13 strikeouts, the most by a Tiger since 2009. Then at Duke on April 8, he pitched 2.0 scoreless innings with two strikeouts to record the save.

Against #1 Florida State on May 12, he entered the game with the Tigers trailing and pitched the final 4.0 innings to earn the win. He gave up just two hits and no runs with three strikeouts.

In 2012, the hard-throwing righty was 6-3 with two saves, a 4.32 ERA, and a team-high 87 strikeouts against 39 walks in 77.0 innings pitched over 19 appearances (10 starts).

### Haselden in Control

Senior righthander David Haselden (Spartanburg, SC) was both a starter and reliever in his four seasons at Clemson. In both cases, he showed outstanding control, as he finished his career in the top 10 in Tiger history in career walks per nine innings pitched.

In 183.0 innings pitched over 72 appearances (12 starts) in his career, he was 15-7 with six saves, a 3.39 ERA and 127 strikeouts against only 48 walks. His 2.36 walks per nine innings pitched mark was 10th-best in school history.

Against Tennessee Tech on May 8, he entered the game in the fifth inning with two runners on base, no outs, and the Tigers trailing 8-3. He pitched the final 6.0 innings, allowing five hits, no runs, and no walks with four strikeouts to allow Clemson to come back for a 9-8 win. Then against

Furman on May 15, he pitched 7.2 innings in a starting role and allowed only two runs to earn the win.

### Clemson Career Walks Per Nine Innings Pitched Leaders

Rk	Player	Year(s)	BB/9 IP
1.	Phillip Lowery	1986-88	1.71
2.	Justin Saratt	2007-11	1.91
3.	Stephen Faris	2004-06	2.08
4.	Scott Berney	2000	2.12
5.	Jimmy Roller	1959-61	2.13
6.	Casey Harman	2008-10	2.15
7.	Kris Benson	1994-96	2.22
8.	Josh Cribb	2003-06	2.26
9.	Andy Taulbee	1992-94	2.35
10.	David Haselden	2009-12	2.36

Note: Minimum 100 innings pitched.

### Kent Super in 2012

Sophomore righthander Mike Kent (Springfield, VA) emerged as one of Clemson's best relievers in 2012. In his first two seasons in a Tiger uniform, he had an 8.80 ERA in 15.1 innings pitched over seven appearances (two starts). Only one of those seven outings came in 2011, when he received a medical red-shirt.

His performance in 2012 certainly gave Clemson a boost. In 38.1 innings pitched over 21 appearances (one start), he was 1-2 with a 3.76 ERA and two saves. He gave up just 10 walks with 21 strikeouts.

Kent recorded his first career save by tossing 4.0 strong innings against Furman at Fluor Field in Greenville, SC on April 10. Then in the first game of a doubleheader on April 21 at Maryland, he pitched 3.1 scoreless innings of three-hit ball with two strikeouts to register his second save in Clemson's 5-3 win. It was even more special for Kent that day, as he was pitching near his hometown of Springfield, VA. Kent also allowed just one run on four hits and no walks in 5.0 innings pitched in relief to earn the win at Georgia Tech on April 28.

### Kieboom Named ACC Player-of-the-Week

Junior catcher Spencer Kieboom (Marietta, GA) was named ACC Player-of-the-Week on April 30 for his performances in four games from April 24-29. He went 11-for-20 (.550) with a homer, double, eight RBIs, and five runs. Playing near his hometown against Georgia Tech from April 27-29, he went 10-for-15 (.667) with a grand slam, double, seven RBIs, and four runs to lead Clemson to a series win. He totaled at least two hits in all three games and raised his batting average 47 points (.230 to .277) in the series.

In game-two of the series, he was 3-for-5 with a grand slam, double, and five RBIs in Clemson's 13-7 victory. Then on Sunday, he went 5-for-5 with two RBIs and a run in the Tigers' 11-8 win.

Kieboom was also named to the Johnny Bench Award Watch List in March. It was the second year in a row he was named to the list. The award goes to the nation's best catcher.

In 58 games (56 starts) in 2012, he hit .250 with three homers, seven doubles, and 33 RBIs. He had 19 walks and only struck out 17 times in 204 at-bats. He also committed just three errors and did not allow a passed ball in 2012. For his defensive prowess, he was named to the Gold Glove Team by **ABCA** as the nation's best defensive catcher.

Kieboom had a .299 batting average in ACC regular-season games and was named to the Columbia Regional All-Tournament team as well. In his career, Kieboom struck out just 37 times in 431 at-bats. His one strikeout every 431 career at-bats was the 10th-best mark in school history.



# 2012 CLEMSON BASEBALL NOTES

## Clemson Career Strikeouts Per At-Bat Leaders

Rk	Player	Year(s)	AB/K	Ratio
1.	Rusty Adkins	1965-67	396/16	1/24.75
2.	Neil Simons	1977-80	805/43	1/18.72
3.	Billy Weems	1977-80	674/39	1/17.28
4.	Randy Bray	1968-70	457/27	1/16.93
5.	Casey Stone	1998-01	736/46	1/16.00
6.	Joe Taylor	1992-93	394/27	1/14.54
7.	Mike Mahoney	1973-75,81	323/23	1/14.04
8.	Steve Tucker	1973-76	502/37	1/13.57
9.	Taylor Harbin	2005-07	781/66	1/11.83
10.	Spencer Kieboom	2010-12	431/37	1/11.65

Note: Minimum 100 at-bats.

## McGibbon Earned All-ACC Tournament Honors

Sophomore Jon McGibbon (Lindenhurst, NY) earned All-ACC Tournament honors as the first-baseman for his performance in three games at NewBridge Bank Park in Greensboro, NC from May 24-26. He was 5-for-13 (.385) with two home runs, one double, five RBIs, and three runs.

Against top-ranked Florida State on May 25, he laced a three-run walkoff homer in the ninth inning to give Clemson a 9-7 win. He also went 3-for-5 with a double, four RBIs, and two runs to help the Tigers to their third win in four games over the Seminoles in 2012.

In 2012, McGibbon batted .233 with five homers, eight doubles, one triple, 33 RBIs, and 29 runs in 59 games (57 starts).

## Pohl Named to Lowe's Senior CLASS Award First Team

Senior utility player Phil Pohl (Cooperstown, NY) was announced as one of 10 finalists for the 2012 Lowe's Senior CLASS Award for baseball in April. Then in June, he was named as a Lowe's Senior CLASS Award First-Team member. The 10 finalists were split into five players on the first team and five players on the second team.

An acronym for Celebrating Loyalty and Achievement for Staying in School, the Lowe's Senior CLASS Award focuses on the total student-athlete and encourages students to use their platform in athletics to make a positive impact as leaders in their communities. To be eligible for the award, a student-athlete must be classified as a senior and have notable achievements in four areas of excellence - community, classroom, character, and competition.

Pohl, a two-time team co-captain, hit .286 with nine homers, 11 doubles, a team-high 58 RBIs, a team-high 12 hit-by-pitches, and 30 runs in 2012. He also had an 11-game hitting streak from March to April. For his efforts, he was named second-team All-Atlantic Region by **ABCA** and First-Team All-ACC in 2012. It was the second time he received All-ACC honors on the field, as he was named Second-Team All-ACC in 2011. Pohl also earned Columbia Regional All-Tournament honors after hitting a grand slam with eight RBIs in four games.

In 2011, he was the winner of the Dedication Award for outstanding work in the strength training room and the co-winner of the Tiger Baseball Award, given to the team's best leader. Then prior to the 2012 season, he was named a strength & conditioning All-American by **NSCA**.

In the classroom, the management major had a 3.63 career GPA and 3.0 GPA or better in all eight semesters at Clemson. He was a first-team Academic All-American by **CoSIDA** in 2012 after earning third-team Academic All-American honors in 2011 and was a first-team Academic all-district pick for the second year in a row in 2012. He was also a two-time All-ACC Academic selection. Pohl received his degree on May 11, 2012.

## Pohl Named First-Team Academic All-American

Phil Pohl received First-Team Academic All-America honors in 2012, announced by **CoSIDA**, marking the second year in a row he received Academic All-America honors. The Capital One Academic All-America baseball team was selected by the College Sports Information Directors of America to recognize the nation's top student-athletes

for their combined performance on the field and in the classroom. Pohl was also named First-Team All-District IV for the second year in a row.

Pohl was selected as the first-team designated hitter on the Academic All-America team. He became the Tiger baseball team's first first-team Academic All-American since 1995 (Paul Galloway). The Cooperstown, NY native and co-captain batted .286 with 11 doubles, nine homers, 58 RBIs, 30 runs, and two steals in starting all 63 games.

In the classroom, Pohl had a 3.63 career GPA in management. He was named to the ACC Academic Honor Roll each of his first three seasons. Pohl, who graduated on May 11, 2012, was also involved in several community service projects during his time at Clemson.

## Pohl Not Afraid to Take One for the Team

Phil Pohl was named an **NSCA** Strength & Conditioning All-American prior to the 2012 season. That toughness could be seen in the batter's box, as he totaled a team-high 12 hit-by-pitches in 2012. That total tied for sixth-most in school history and was the highest total by a Tiger since 2001, when Khalil Greene was hit-by-pitch a school-record 21 times. Pohl was hit-by-pitch 32 times in his career as well.

## Clemson Season Hit-By-Pitch Leaders

Rk	Player	Year	G	HBP
1.	Khalil Greene	2001	63	21
2.	Mike Hampton	1994	75	17
	Gary Burnham	1995	66	17
4.	Khalil Greene	2000	69	15
5.	Mike Couture	1988	62	14
6.	Phil Pohl	2012	63	12
	Mike Couture	1989	69	12
	Seth Brizek	1994	75	12
	Doug Livingston	1996	58	12
10.	Jeff Baker	2001	58	11
	Ryan Riley	2001	62	11
	Jeff Baker	2002	68	11
	Khalil Greene	2002	71	11
	Brad Chalk	2006	68	11
	Thomas Brittle	2012	58	11

## Pohle Rolled Along

Sophomore righthander Kevin Pohle (Saint Louis, MO) did not start the season in the weekend rotation, but he made a name for himself as one of Clemson's weekend starters. He made his first weekend start of the season against #2 South Carolina on March 4 in a game the Tigers won.

In 76.1 innings pitched over 16 appearances (14 starts) in 2012, Pohle was 7-4 with a 3.66 ERA. He allowed 80 hits (.277 opponents' batting average), 31 earned runs, and 32 walks with 40 strikeouts. His ability to keep the ball down in the strikezone with his sinking action was a key to his success.

Against College of Charleston on May 6, he tossed 7.0 scoreless innings of six-hit ball with five strikeouts to earn the win in Clemson's 12-3 victory. The following series against #1 Florida State, he gave up six hits and one earned run in 6.0 innings pitched to earn the victory.

## Shaffer Racked Up Awards & Numbers

Junior corner infielder Richie Shaffer (Charlotte, NC) became a regular in 2012 at racking up awards. In the three-game series against #2 South Carolina and arguably the nation's best pitching staff, he was 6-for-9 with two homers, two doubles, four RBIs, six runs, six walks, a 1.556 slugging percentage, and an .800 on-base percentage. He reached base in 12 of his 15 plate appearances in the series, including in all five of his plate appearances on March 4 in Clemson's 6-5 win to snap the Gamecocks' 19-game winning streak.

For his efforts, he received the Bob Bradley Award as Clemson's MVP of the three-game series against the Gamecocks. He was also named ACC Player-of-the-Week. Then

## 2012 HONORS

### #19 Kevin Brady • RHP • \*Jr.

- 10th-round draft pick of the Philadelphia Phillies
- All-ACC Academic team member

### #4 Thomas Brittle • OF • \*Jr.

- Second-Team All-ACC selection
- All-ACC Academic team member

### #3 Brad Felder • OF • \*Gr.

- Columbia (SC) Regional All-Tournament selection

### #20 Scott Firth • RHP • Jr.

- 32nd-round draft pick of the Philadelphia Phillies
- All-ACC Academic team member
- Stowe Award winner (team most valuable pitcher)

### #23 Daniel Gossett • RHP • Fr.

- National Player-of-the-Week by **Collegiate Baseball** (4/9)

### #22 Spencer Kieboom • C • Jr.

- Fifth-round draft pick of the Washington Nationals
- Gold Glove Team member by **ABCA**
- Johnny Bench Award Watch List
- All-ACC Academic team member
- Columbia (SC) Regional All-Tournament selection
- ACC Player-of-the-Week (4/30)

### #6 Dominic Leone • RHP • Jr.

- 16th-round draft pick of the Seattle Mariners

### #12 Jon McGibbon • 1B/OF • So.

- All-ACC Tournament selection

### #28 Jonathan Meyer • RHP • Jr.

- All-ACC Academic team member

### #9 Phil Pohl • C/1B/OF • Sr.

- 28th-round draft pick of the Oakland Athletics
- Second-team All-Atlantic Region by **ABCA**
- First-Team All-ACC selection
- Lowe's Senior CLASS Award First-Team member
- First-Team Academic All-American by **CoSIDA**
- Strength & Conditioning All-American by **NSCA**
- First-Team Academic All-District IV by **CoSIDA**
- All-ACC Academic team member
- Tiger Baseball Award winner (leadership)
- Columbia (SC) Regional All-Tournament selection

### #8 Richie Shaffer • 3B/1B • Jr.

- First-round draft pick of the Tampa Bay Rays
- Golden Spikes Award Semifinalist
- First-team All-American by **Perfect Game**
- Third-team All-American by **ABCA**
- Third-team All-American by **Collegiate Baseball**
- First-team All-Atlantic Region by **ABCA**
- First-Team All-ACC selection
- First-Team All-ACC by **CollegeSportsMadness.com**
- Mitchell Award winner (team MVP)
- Bob Bradley Award winner (team MVP of the three-game series against South Carolina)
- National Hitter-of-the-Week by **NCBWA** (4/9)
- ACC Player-of-the-Week (3/5)
- ACC Co-Player-of-the-Week (4/2)
- ACC Player-of-the-Week (4/9)

### #2 Jason Stolz • INF • Sr.

- 17th-round draft pick of the Colorado Rockies
- All-ACC Academic team member

### #35 Mike Triller • OF • Fr.

- Dedication Award winner (team strength training)

### #17 Steve Wilkerson • 2B/SS • So.

- Second-Team All-ACC selection

# 2012 CLEMSON BASEBALL NOTES

## ALL-TIME TIGER GRAND SLAMS

Date	Player	Opponent	Inn.
3-29-1946	Tom Castles	Duke	3
4-6-1946	Charlie Mimms	Georgia	5
3-30-1949	Frank Gillespie	Duke	1
4-8-1950	Luke Deanhardt	Rollins	6
4-15-1950	Ken Culberson	Davidson	6
5-1-1950	Ray Mathews	Furman	1
4-21-1951	Sam Morrow	The Citadel	1
4-15-1952	Wyman Morris	Wake Forest	7
4-19-1952	Fred Knoebel	The Citadel	4
4-17-1958	Bud Spiers	Wake Forest	5
3-27-1959	Ty Cline	Virginia	1
3-31-1959	Bob Dempsey	Adelphi	7
4-21-1962	Nicky Lomax	Georgia Tech <sup>(2)</sup>	6
3-23-1964	Buddy Nixon	Yale	3
3-24-1964	Ben Marsella	Yale	6
4-11-1964	Ben Marsella	Georgia	4
3-26-1966	George Sutton	The Citadel	4
3-28-1966	Lawton Cowart	Ohio	3
5-13-1967	Buster Smith	Maryland	4
3-26-1968	Buster Smith	Furman	2
3-25-1969	Craig White	Massachusetts	2
3-29-1969	Craig White	Buffalo <sup>(1)</sup>	2
4-7-1969	Don Russell	Duke	2
4-11-1969	Don Russell	Virginia <sup>(2)</sup>	4
3-25-1973	Smiley Sanders	Alabama	6
3-19-1974	Smiley Sanders	Florida	7
3-31-1974	Lin Hamilton	Duke	4
4-20-1974	Mike Pulaski	Wake Forest	4
3-25-1975	Brett Terrill	Marshall	5
4-26-1975	Greg Fahrney	Wake Forest	1
4-2-1976	Bill Foley	South Carolina	8
2-26-1977	Dave Caldwell	Columbus <sup>(1)</sup>	7
2-25-1978	Todd Freeman	Columbus <sup>(2)</sup>	6
4-7-1979	Neil Simons	N.C. State	9
4-9-1979	Tim Teufel	Wake Forest	3
5-11-1979	Tony Masone	East Tennessee State	9
3-15-1980	Tim Teufel	Stetson	6
2-28-1981	Frank Russ	Florida State	2
3-24-1981	Bob Paulling	Ohio State	1
4-6-1981	Frank Russ	Erskine	9
4-8-1981	Coe Brier	Georgia	5
4-22-1982	Craig Roberson	Georgia Tech	9
4-16-1984	John Jay	Augusta	5
4-20-1984	Jay Fulton	Maryland	5
4-24-1984	Mark Biegert	Georgia	7
3-26-1985	Bert Heffernan	Georgia	5
3-12-1986	Steve Williams	Virginia	5
3-27-1986	Bill Spiers	Maryland	1
5-6-1986	Steve Baucom	Augusta	6
4-26-1987	Mike Milchin	North Carolina	7
5-15-1987	Mike Milchin	N.C. State	6
2-20-1988	Mike Milchin	Auburn	1
2-25-1988	Mike Couture	Georgia	1
5-22-1988	Mike Couture	Saint John's	1
5-7-1989	Jim Crowley	N.C. State	8
2-17-1990	Mike Couture	UNC Wilmington	4
3-19-1990	Eric Macrina	Ohio	7
3-3-1991	Jeff Miller	Louisiana-Lafayette	3
3-30-1991	Keith Williams	Columbus <sup>(1)</sup>	7
4-2-1991	Joe DeBerry	Furman	4
4-5-1991	Eric Macrina	North Carolina	6
5-25-1991	Joe DeBerry	Mississippi State	5
4-2-1992	Keith Williams	Winthrop	6
4-21-1992	Keith Williams	South Carolina	7
4-11-1993	Jeff Morris	N.C. State	8
4-13-1993	Joe Taylor	Western Carolina	1
5-16-1993	Keith Williams	Florida State	3
5-19-1993	Jeff Morris	N.C. State	8
5-15-1994	Mike Hampton	Georgia Tech	9
2-28-1996	Paul Galloway	Tennessee	10
4-7-1996	Matthew LeCroy	Wake Forest	6
5-12-1996	Gary Burnham	Georgia Tech	5
5-24-1996	Jerome Robinson	Old Dominion	6
3-9-1997	Matt Padgett	Coastal Carolina	2
4-9-1997	Gary Burnham	South Carolina	1
4-25-1997	Jason Embler	Georgia Tech	3
5-10-1997	Gary Burnham	California	4
3-6-1998	Kurt Bultmann	Stetson	5
5-14-1998	Bradley LeCroy	Georgia Tech	9

(continued on next page)

in the next game against Holy Cross on March 7, he tied a school record with three doubles and became the first Tiger to accomplish that feat since 2006.

On April 2, he received his second ACC weekly honor of the season when he was named ACC Co-Player-of-the-Week. In five games, including four against top-20 ranked teams, he was 6-for-18 with three doubles, two homers, seven RBIs, five walks, and no errors in 16 chances at third base.

His third ACC weekly honor of the year came a week later when he was named ACC Player-of-the-Week on April 9. In five games, he was 12-for-21 (.571) with one homer, one double, seven RBIs, four runs, three walks, three steals, and no errors in 13 chances at third base. Shaffer, who also earned national hitter-of-the-week honors by NCBWA, had at least two hits in all five games. It was also the fourth ACC Player-of-the-Week honor of his career.

In 2012, Shaffer hit a team-best .336 with 10 homers, 21 doubles, two triples, 46 RBIs, 49 runs, 63 walks, eight steals, and a .480 on-base percentage in starting all 63 games. His 63 walks tied for third-most in the nation and tied for third-most in a season in school history.

After a slow start, his fielding percentage rose to .938. Prior to his error at Georgia Tech on April 29, he had gone the previous 24 games without committing an error. He also committed just four errors in the last 43 games. For his efforts, he was named First-Team All-ACC for the second year in a row and a first-team All-Atlantic Region selection. He also earned first-team All-All-America honors by Perfect Game.

In his three-year career, he is hitting .325 with 30 homers, 47 doubles, four triples, 137 RBIs, 156 runs, a .448 on-base percentage, and 18 steals in 174 games (170 starts). He has started each of the last 142 games dating to 2010 as well.

### Clemson Season Walk Leaders

Rk	Player	Year	G	BB
1.	Jason Harris	1999	69	64
	Henri Stanley	1999	69	64
3.	Richie Shaffer	2012	63	63
	Michael Johnson	2003	58	63
5.	Bert Heffernan	1988	68	62
6.	Gary Burnham	1996	68	61
7.	Kyle Parker	2010	67	56
8.	Bert Heffernan	1986	61	55
	Mike Couture	1989	69	55
10.	Matthew LeCroy	1997	64	53
	Brad Miller	2009	66	53

### Shaffer One of 30 Semifinalists for Golden Spikes Award

Junior third-baseman Richie Shaffer was named one of 30 semifinalists for the Golden Spikes Award, announced by USA Baseball on May 29. The award goes to the nation's top amateur baseball player.

### Shaffer Cornered the Market on First-Team Honors

A total of 98 Tigers in history have been named First-Team All-ACC on the diamond, including corner infielder Richie Shaffer. The junior is one of only a few Tigers to be named First-Team All-ACC in multiple seasons, as he earned that honor in both 2011 and 2012.

However, what makes Shaffer's accomplishment special is the fact that he became the first Tiger in history to be named First-Team All-ACC at two different infield positions over the course of his career. That is something that the record-setting Khalil Greene did not even accomplish. Greene played the 1999 and 2000 seasons as the regular third-baseman, but he only earned Second-Team All-ACC honors as a sophomore before moving to shortstop for his last two seasons, where he earned First-Team All-ACC honors in 2001 and 2002.

In 2011, Shaffer was a First-Team All-ACC first-baseman who hit .315 with 13 homers, 55 RBIs, and 62 runs in 63 games (63 starts). With the loss of third-baseman John Hinson after the 2011 season, Shaffer moved over to third

base and has started all 59 games there in 2012. Shaffer hit .336 with 10 homers, 21 doubles, two triples, 46 RBIs, 49 runs, 63 walks, a .480 on-base percentage, and eight steals in 2012.

Shaffer led or tied for the team lead in batting average, games, starts, hits (78), doubles, homers, total bases (133), slugging percentage (.573), walks, and on-base percentage.

### Shaffer at His Best Against the SEC

Richie Shaffer performed at his best against some of the best teams in the country in 2012. The Tigers played seven games against SEC teams in 2012, which included five games against #2 South Carolina and two games against Georgia, including the game in Athens when the Bulldogs were ranked #18 in the nation.

In his seven games against SEC teams, he was 12-for-27 (.444) with four doubles, three homers, eight RBIs, eight runs, nine walks, a .583 on-base percentage, and a .926 slugging percentage.

Shaffer went 6-for-9 with two homers, two doubles, four RBIs, six runs, and six walks in three regular-season games against the Gamecocks, then he went 5-for-10 with two doubles, one homer, and four RBIs in two games against the Bulldogs.

### Shaffer Picked in the First Round of the MLB Draft

Richie Shaffer was selected in the first round of the Major League draft on June 4. Shaffer was drafted by the Tampa Bay Rays with the #25 overall pick. He became Clemson's first first-round draft pick since Kyle Parker was taken with the #26 overall pick in 2010. He was also the 15th first-round draft pick in Tiger history and the first-ever Tiger drafted by the Rays.

### Clemson's First-Round Draft Picks

Year	Player	Pos.	Team
1968	John Curtis	LHP	Red Sox
1975	Denny Walling	OF	Athletics
1979	Mike Sullivan	RHP	Reds
1987	Bill Spiers	SS	Brewers
1995	David Miller	1B	Indians
1996	Kris Benson	RHP	Pirates
	Billy Koch	RHP	Blue Jays
1997	Matthew LeCroy	C	Twins
1999	Mike Paradis	RHP	Orioles
2002	Khalil Greene	SS	Padres
2004	Tyler Lumsden	LHP	White Sox
2006	Tyler Colvin	OF	Cubs
2007	Daniel Moskos	LHP	Pirates
2010	Kyle Parker	OF/1B	Rockies
2012	Richie Shaffer	3B/1B	Rays

Note: Major League players in bold.

### Stolz Made the Most of His Senior Season

Jason Stolz (Marietta, GA), who started all 63 games at shortstop, had a solid senior season for the Tigers. He batted .270 with seven homers, 11 doubles, 26 RBIs, 36 runs, and five steals. He also led the team in batting average in ACC regular-season games (.310) and had an 11-game hitting streak from February to March.

However, his value was even greater in the field, where he committed only four errors in 266 chances, good for a stellar .985 fielding percentage. He was a stalwart in 2012, as he played 570.2 of the team's 575.1 innings on defense at shortstop. Stolz was also errorless in the field in the last 34 games (133 chances).

In the three-game series at Maryland, he was 6-for-11 (.545) with two doubles, one homer, three RBIs, and four runs to lead the Tigers to a sweep. In the first game of the series, he hit a one-out single in the ninth inning and scored the go-ahead run on Richie Shaffer's two-run triple. In the series-finale, he hit a solo homer in the fifth inning to tie the score, then he lofted a sacrifice fly in the seventh inning that gave Clemson the lead for good.

In the Columbia Regional, Stolz totaled two homers, two doubles, and five RBIs in four games. Against Coastal



# 2012 CLEMSON BASEBALL NOTES

Carolina on June 3, he hit two homers to become the only Tiger in 2011 or 2012 to hit multiple long balls in one game.

Stolz was a career .278 hitter in four seasons (2009-12) in a Tiger uniform. He also totaled 88 RBIs, 105 runs, 182 hits, 31 doubles, 10 homers, 25 sacrifice bunts, 24 stolen bases, and a .959 fielding percentage at three different infield positions in 218 career games (190 starts). He started all 126 games over the 2011 and 2012 seasons as well.

## Wilkerson Led the Charge

Sophomore middle infielder Steve Wilkerson (Roswell, GA) became the everyday leadoff batter atop the lineup against North Carolina on March 11 and excelled in that role. He also had a 19-game hitting streak during that span and added a 15-game hitting later in the season.

Overall in 2012, the switch-hitter, Clemson's first since Patrick Boyd (1998-01), batted .295 with 13 doubles, three triples, one homer, 31 RBIs, 49 runs, and 10 stolen bases in 59 games (59 starts) as Clemson's everyday second-baseman. For his efforts, he was named Second-Team All-ACC in 2012.

## Preseason Individual Honors

Several Tigers received honors in the preseason. Below is a list of all Tigers who received preseason recognition.

### #19 Kevin Brady, RHP

- All-ACC by [SEBaseball.com](#)
- #86 overall prospect for the 2012 draft by **Baseball America**
- #95 overall prospect for the 2012 draft by **Perfect Game**
- #42 college prospect for the 2012 draft by **Baseball America**
- #39 junior in the nation by **Baseball America**
- #43 junior in the nation by **Perfect Game**
- #7 prospect in the ACC for the 2012 draft by **Baseball America**

### #20 Scott Firth, RHP

- #259 overall prospect for the 2012 draft by **Perfect Game**
- #72 player in the nation by **College Baseball Daily**
- #73 college prospect for the 2012 draft by **Baseball America**
- #12 prospect in the ACC for the 2012 draft by **Baseball America**

### #23 Daniel Gossett, RHP

- #47 freshman in the nation by **Baseball America**
- #53 freshman in the nation by **Perfect Game**
- #8 newcomer in the ACC by **Baseball America**

### #29 David Haselden, RHP

- Second-team All-ACC by [CollegeSportsMadness.com](#)

### #22 Spencer Kieboom, C

- All-ACC by [SEBaseball.com](#)
- #467 overall prospect for the 2012 draft by **Perfect Game**
- #84 college prospect for the 2012 draft by **Baseball America**
- #14 prospect in the ACC for the 2012 draft by **Baseball America**

### #6 Dominic Leone, RHP

- All-ACC by [SEBaseball.com](#)
- #179 overall prospect for the 2012 draft by **Perfect Game**
- #83 junior in the nation by **Perfect Game**

### #9 Phil Pohl, C/1B/OF

- First-team All-ACC by [CollegeSportsMadness.com](#)

### #21 Kevin Pohle, RHP

- #98 sophomore in the nation by **Perfect Game**

### #8 Richie Shaffer, 3B/1B

- First-team All-American by **Baseball America**
- Second-team All-American by **Perfect Game**
- ACC Player-of-the-Year by **Baseball America**
- First-team All-ACC by [CollegeSportsMadness.com](#)
- All-ACC by [SEBaseball.com](#)
- #26 overall prospect for the 2012 draft by **Baseball America**
- #26 overall prospect for the 2012 draft by **Perfect Game**
- #12 player in the nation by **College Baseball Daily**
- #14 college prospect for the 2012 draft by **Baseball America**
- #10 junior in the nation by **Perfect Game**
- #13 junior in the nation by **Baseball America**
- #2 prospect in the ACC for the 2012 draft by **Baseball America**

### #2 Jason Stolz, INF

- #92 senior in the nation by **Perfect Game**

### #17 Steve Wilkerson, 2B/SS

- #96 sophomore in the nation by **Perfect Game**
- #9 prospect in the ACC for the 2013 draft by **Baseball America**

## Four Tigers Shared Captain Title

Four Tigers were selected as team captains, as voted on by the players, prior to the 2012 season. Junior right-hander Dominic Leone, senior utility player Phil Pohl, junior infielder Richie Shaffer, and senior infielder Jason Stolz were all named captains. Pohl was a captain in 2011 as well.

## Future ACC Tournament Sites

The 2013 ACC Tournament will be played at Durham (NC) Bulls Athletic Park, where it has been held seven times, including in 2011. Locations for the tournament after the 2013 season have yet to be determined.

## Five Former Tigers on Major League Rosters

Five former Clemson baseball players have been on Major League rosters in 2012. The list includes infielder Jeff Baker, righthander Jason Berken, outfielder Tyler Colvin, righthander D.J. Mitchell, and lefthander Tony Sipp.

Baker is in his eighth season in the Majors and fourth year with the Chicago Cubs. Baker, who is tied for the Tiger record with 59 career home runs, played for the Colorado Rockies in the 2007 World Series. Baker entered the 2012 season with 316 hits and 33 home runs in his Major League career.

Berken, who played at Clemson in 2003, 2004, and 2006, had an 18-6 record and 3.04 ERA in 47 appearances (36 starts). He made his Major League debut with Baltimore in 2009 and is in his fourth Major League season with the Orioles. In 2010, Berken had a 3.03 ERA in 41 relief appearances.

Colvin, in his fourth Major League season and first with the Colorado Rockies, saw limited action with the Chicago Cubs in the latter stages of the 2009 season before bursting onto the scene in a big way in 2010. He was one of the best rookies in the National League in 2010 when he totaled 18 doubles, five triples, 20 home runs, and 56 RBIs in 135 games.

Mitchell made his Major League debut with the New York Yankees on May 1, 2012 and pitched a scoreless inning in relief. Mitchell, who was drafted in the 10th round by the Yankees in 2008, played three seasons (2006-08) at Clemson and started as a freshman in right field in the 2006 College World Series. He moved to pitcher in 2007, where he was 5-0 with a 3.27 ERA. Then in 2008, he earned First-Team All-ACC honors as a starting pitcher. He totaled 106 strikeouts and a 3.47 ERA in 98.2 innings pitched.

Sipp, who batted .280 and had a 2-2 pitching record for the Tigers in 2004, was called up to Cleveland in 2009 and is in his fourth year with the Indians. In 2011, he was 6-3 with a 3.03 ERA and .201 opponents' batting average in 62.1 innings pitched over 69 relief appearances. Entering the 2012 season, Sipp had a 3.43 ERA and 174 strikeouts in 165.1 innings pitched over 185 relief appearances in his Major League career.

## Former Tigers in the Major Leagues in 2012

Player	Pos.	CU Years	Team	MLB Years
Jeff Baker	INF	2000-02	Cubs	2005-12
Jason Berken	RHP	2003,04,06	Orioles	2009-12
Tyler Colvin	OF	2004-06	Rockies	2009-12
D.J. Mitchell	RHP	2006-08	Yankees	2012
Tony Sipp	LHP	2004	Indians	2009-12

## Tigers Opened Season With Two Wins in UAB Series

Clemson, ranked as high as #16 in the nation, won two of three games over UAB by a combined score of 14-7 at Doug Kingsmore Stadium on February 17,18. The Blazers outhit the Tigers .283 to .247, while Clemson totaled five doubles and three home runs. Phil Pohl paced the Tigers by going 4-for-10 with a homer, double, and four RBIs. The

## ALL-TIME TIGER GRAND SLAMS (CONT'D)

Date	Player	Opponent	Inn.
2-25-1999	Kurt Bultmann	Washington	6
3-13-1999	Derek Borgert	George Mason <sup>(2)</sup>	2
4-24-1999	Brian Ellis	Georgia Tech	8
5-14-1999	Patrick Boyd	N.C. State	2
2-20-2000	Michael Johnson	Old Dominion	1
2-17-2001	Jeff Baker	Richmond	2
3-11-2001	Jeff Baker	Ohio	8
3-9-2002	Michael Johnson	Purdue	5
3-13-2002	Khalil Greene	Georgia Southern	2
4-14-2002	Jeff Baker	North Carolina	4
5-8-2003	Kyle Frank	Furman	5
3-3-2004	Russell Triplett	Gardner-Webb	5
3-31-2004	Lou Santangelo	Georgia	4
4-4-2004	Brad McCann	Maryland	7
5-12-2004	Brad McCann	College of Charleston	2
5-20-2004	Herman Demmink	Duke	6
6-6-2004	Lou Santangelo	Georgia <sup>(1)</sup>	7
3-6-2005	Andy D'Alessio	Auburn	7
4-27-2005	Andy D'Alessio	Wofford	7
5-10-2005	Kris Harvey	Virginia Tech	8
3-24-2006	Andy D'Alessio	N.C. State	1
4-9-2006	Andy D'Alessio	Maryland	3
6-9-2006	Tyler Colvin	Oral Roberts	9
4-24-2007	Doug Hogan	Elon	2
5-6-2007	Marquez Smith	Boston College <sup>(2)</sup>	7
3-11-2008	Mike Freeman	UNC Greensboro	6
3-20-2008	Doug Hogan	Furman	4
5-24-2008	Ben Paulsen	Georgia Tech	7
4-15-2009	Kyle Parker	Western Carolina	1
4-21-2009	Jeff Schaus	Coastal Carolina	9
3-7-2010	Chris Epps	South Carolina	2
3-7-2010	Phil Pohl	South Carolina	9
3-13-2010	Brad Miller	N.C. State <sup>(1)</sup>	3
3-17-2010	Jeff Schaus	Georgia Southern	6
4-6-2010	John Hinson	Georgia	8
4-21-2010	Kyle Parker	USC Upstate	2
5-4-2010	Mike Freeman	Florida Gulf Coast	2
5-11-2010	Wilson Boyd	Furman	5
6-13-2010	Brad Miller	Alabama	6
2-26-2011	John Hinson	Charleston Southern	2
3-29-2011	Richie Shaffer	Georgia	6
4-28-2012	Spencer Kieboom	Georgia Tech	4
6-1-2012	Phil Pohl	Coastal Carolina	2

Note: Home games in **bold**.

# 2012 CLEMSON BASEBALL NOTES

## WALKING OFF

### Clemson's All-Time Walkoff Home Runs

Player	Opponent (Date)	Score	RBI
Bill Barnett	Furman (4/22/53)	13-12	1
Calvin Weeks	East Tennessee State (3/15/69)	5-4	1
Mike Ward	Virginia Tech (3/21/69)	5-4	1
Billy Weems	Toledo (3/24/77)	5-3	2
Bill Foley	Mississippi (5/20/77)	8-7	1
Robbie Allen	Wake Forest (3/14/80)	5-4	1
Jimmy Key	Wake Forest (4/24/81)	6-5	1
Chuck Baldwin	Alabama (4/2/85)	5-4	1
Brian Kowitz	Georgia (2/25/88)	13-12	1
Joe DeBerry	Ohio (3/20/90)	6-4	2
Billy McMillon	Columbus (3/30/91)	2-1	1
Chad Phillips	Missouri State (3/20/93)	5-4	1
Seth Brizek	N.C. State (4/8/94)	10-8	2
Doug Livingston	Coastal Carolina (3/2/96)	8-7	3
Eric DeMoura	North Carolina (5/6/97)	5-4	3
Jeff Baker	Winthrop (4/3/02)	6-4	2
Michael Johnson	East Tennessee State (4/23/03)	6-3	3
Brad McCann	Georgia Tech (4/25/03)	9-7	3
Tyler Colvin	Oral Roberts (6/9/06)	11-8	4
Doug Hogan	Georgia Tech (4/27/07)	3-2	1
Jeff Schaus	Coastal Carolina (4/21/09)	5-3	4
Richie Shaffer	Tennessee Tech (5/8/12)	9-8	1
Jon McGibbon	Florida State (5/25/12)	9-7	3

### Clemson's Walkoff Hits Under Jack Leggett

Player	Opponent (Date)	Score	Hit	RBI
Gary Burnham	Wake Forest (3/5/94)	5-4	1B	1
<b>Seth Brizek</b>	<b>N.C. State (4/8/94)</b>	<b>10-8</b>	<b>HR</b>	<b>2</b>
Mike Eydenberg	Wake Forest (4/10/94)	6-5	1B	1
David Miller	North Carolina (3/31/95)	3-2	1B	1
<b>Doug Livingston</b>	<b>Coastal Carolina (3/2/96)</b>	<b>8-7</b>	<b>HR</b>	<b>3</b>
<b>Eric DeMoura</b>	<b>North Carolina (5/6/97)</b>	<b>5-4</b>	<b>HR</b>	<b>3</b>
Kurt Bultmann	N.C. State (4/17/98)	11-10	1B	1
Brian Ellis	South Carolina (4/21/99)	5-4	1B	2
Patrick Boyd	Virginia (5/1/99)	5-4	1B	1
Kurt Bultmann	N.C. State (5/19/99)	7-6	1B	1
Brian Ellis	Wake Forest (4/15/00)	6-5	2B	1
Casey Stone	Florida State (5/7/00)	5-4	1B	1
Khalil Greene	Coastal Carolina (4/11/01)	8-7	1B	1
Steve Pyzik	North Carolina (4/28/01)	10-9	1B	1
Zane Green	Virginia (5/13/01)	5-4	1B	1
Khalil Greene	South Carolina (3/3/02)	11-10	2B	1
<b>Jeff Baker</b>	<b>Winthrop (4/3/02)</b>	<b>6-4</b>	<b>HR</b>	<b>2</b>
Jeff Baker	Nebraska (6/14/02)	11-10	2B	1
Russell Triplett	Winthrop (3/4/03)	5-4	1B	1
<b>Michael Johnson</b>	<b>East Tennessee State (4/23/03)</b>	<b>6-3</b>	<b>HR</b>	<b>3</b>
<b>Brad McCann</b>	<b>Georgia Tech (4/25/03)</b>	<b>9-7</b>	<b>HR</b>	<b>3</b>
Steve Pyzik	Duke (5/4/03)	7-6	1B	1
Garrick Evans	North Carolina (5/11/03)	5-4	2B	1
Russell Triplett	N.C. State (4/23/04)	2-1	1B	1
Zane Green	N.C. State (4/24/04)	4-3	1B	1
Travis Storrer	Charleston Southern (5/5/04)	3-2	1B	1
Russell Triplett	North Carolina (5/26/04)	7-6	1B	1
Andy D'Alessio	Virginia (4/16/05)	3-2	1B	1
Taylor Harbin	Georgia Tech (4/30/05)	6-5	1B	2
Tyler Colvin	Florida State (5/13/06)	4-3	1B	1
Ben Hall	Georgia Tech (5/25/06)	3-2	1B	1
<b>Tyler Colvin</b>	<b>Oral Roberts (6/9/06)</b>	<b>11-8</b>	<b>HR</b>	<b>4</b>
Addison Johnson	Georgia (4/4/07)	11-10	2B	1
<b>Doug Hogan</b>	<b>Georgia Tech (4/27/07)</b>	<b>3-2</b>	<b>HR</b>	<b>1</b>
Alex Lee	Miami (FL) (5/23/07)	5-4	1B	1
Brad Chalk	Saint John's (6/1/07)	3-2	1B	1
Wilson Boyd	Charlotte (2/22/09)	6-5	1B	1
<b>Jeff Schaus</b>	<b>Coastal Carolina (4/21/09)</b>	<b>5-3</b>	<b>HR</b>	<b>4</b>
Wilson Boyd	North Carolina (3/4/12)	4-3	1B	1
Jeff Schaus	Tennessee Tech (5/29/09)	5-4	2B	2
Jon McGibbon	Coastal Carolina (4/5/11)	5-4	1B	1
Steve Wilkerson	South Carolina (3/4/12)	6-5	1B	1
Thomas Brittle	N.C. State (4/13/12)	7-6	1B	1
Thomas Brittle	Charleston Southern (4/17/12)	3-2	1B	1
<b>Richie Shaffer</b>	<b>Tennessee Tech (5/8/12)</b>	<b>9-8</b>	<b>HR</b>	<b>1</b>
<b>Jon McGibbon</b>	<b>Florida State (5/25/12)</b>	<b>9-7</b>	<b>HR</b>	<b>3</b>

Note: Walkoff home runs in bold.

Clemson pitching staff had a 2.33 ERA thanks to allowing just seven of 39 baserunners to score. The Tigers also committed just two errors in the series.

In game-one on February 17, Dillon Napoleon pitched 7.0 strong inning and Keith DePew scored both runs in UAB's 2-1 win over Clemson. DePew scored the go-ahead run in the seventh inning on pinch-hitter Tyler Mims' sacrifice fly. Napoleon and Ryan Nance combined to allow just four hits and one run. Napoleon pitched 7.0 innings to earn the win, while Nance pitched 2.0 hitless and scoreless innings to record the save. Clemson scored just one of its 11 baserunners, which came on Spencer Kieboom's double in the second inning. Kieboom had two of the Tigers' four hits. It was Clemson's first loss in a season-opener since 2004.

In game-two on February 18, which was the first game of a doubleheader, Dominic Leone tossed 6.0 scoreless innings of two-hit ball (both singles) to lead Clemson to a 6-1 victory over UAB. Leone also allowed just one walk with four strikeouts to earn the win. Richie Shaffer hit a two-run homer in the first inning to give Clemson the lead for good, then Brad Felder hit his first home run as a Tiger, a two-run shot in the third inning. Jason Stolz led Clemson's 11-hit attack by going 3-for-4, while Felder was 2-for-4 with a game-high three RBIs.

In game-three on February 18, which was the second game of a doubleheader, Clemson scored five runs in the eighth inning to break a 2-2 tie and held on for a 7-4 win over UAB. Phil Pohl hit a solo homer in the seventh inning to tie the score, then the Tigers scored five runs on two hits, three walks, and one hit-by-pitch in the eighth inning. Pohl led the Tigers by going 2-for-4 with a game-high three RBIs. Thomas Brittle added a single, two walks, and three outfield assists. The Blazers outhit Clemson 12-7, but they left nine runners on base. Kevin Pohle pitched 4.0 strong innings in relief to earn the win. He yielded just two hits and no runs with three strikeouts.

### Clemson Rebounded Again to Take Series Over Maine 2-1

Clemson, ranked as high as #16 in the nation, won two of three games over Maine by a combined score of 23-17 at Doug Kingsmore Stadium from February 24-26. The Tigers outhit Maine .317 to .296 and totaled 17 walks against only 14 strikeouts. Phil Pohl went 6-for-11 (.545) with a homer, double, and five RBIs in the series, while Steve Wilkerson was 7-for-14 with two doubles, five RBIs, and six runs. Richie Shaffer went 6-for-12 with a homer, double, and five RBIs as well. The Clemson pitching staff had a 3.33 ERA and totaled 26 strikeouts against only nine walks in the series.

In game-one on February 24, Maine scored all six of its runs on two-out hits and held on to edge Clemson 6-5. The Black Bears held a 4-0 lead until Clemson scored four runs in the seventh inning, capped by Pohl's run-scoring single, to tie the score. But Maine responded with two runs in the eighth inning to regain the lead. Clemson put runners at second and third with one out in the ninth inning, but the Tigers managed to score just one run in the frame and fell one run short. Thomas Brittle and Pohl had three hits apiece to lead the Tigers, who stranded 11 runners on base.

In game-two on February 25, Clemson overcame a 4-0 deficit to defeat Maine 9-5. Maine scored four runs in the third inning, but Clemson scored nine combined runs in the third, fifth, and sixth innings. The Tigers scored five runs in the fifth inning, capped by Spencer Kieboom's three-run homer that gave Clemson the lead for good. Pohl added a two-run homer in the sixth inning. Starter Dominic Leone earned the win, while Mike Kent pitched 2.0 scoreless innings in relief during a key part of the game. Richie Shaffer led the Tigers by going 3-for-5 with an RBI, while Brittle was 1-for-2 with a triple, two runs, three walks, and one steal.

In game-three on February 26, Clemson overcame a 6-0 deficit and scored the game's final nine runs to top Maine 9-6. The six-run comeback was Clemson's largest to gain victory since 2008. The Tigers, who committed five errors,

helped the Black Bears jump out to a 6-0 lead. But the Tigers scored two runs in both the fourth and fifth innings, then Clemson scored five two-out runs in the sixth inning to close out the scoring. Wilkerson and Pohl both hit two-run doubles in the sixth inning to highlight the uprising. Wilkerson went 4-for-5 with a double, two RBIs, and three runs to lead Clemson's 14-hit attack. Kevin Pohle pitched 3.0 solid innings in relief with four strikeouts to earn the win, while Daniel Gossett recorded his first career save.

### Gamecocks Won Rivalry Series 2-1

Clemson, ranked as high as #15 in the nation, won one of three games against #2 South Carolina at three different sites from March 2-4. The Gamecocks, who outscored the Tigers 17-14, outhit Clemson .255 to .226. Richie Shaffer, who received the Bob Bradley Award as Clemson's MVP of the series, was 6-for-9 with two homers, four RBIs, six runs, and six walks. The Tiger pitching staff had a 3.86 ERA and 30 strikeouts against 11 walks in the series as well.

In game-one at Charleston, SC on March 2, Evan Marzilli's diving catch with two outs and the potential tying run on third base in the 11th inning preserved South Carolina's 3-2 win over Clemson. The Gamecocks scored two runs on two, two-out singles in the top of the 11th inning, then a pair of South Carolina errors helped the Tigers score a run in the bottom of the 11th inning before Marzilli's game-ending catch. Shaffer went 2-for-2 with a double, two runs, and three walks. Matt Campbell tossed 3.1 scoreless innings in relief of one-hit ball with three strikeouts.

In game-two at Columbia, SC on March 3, Adam Matthews' three-run homer in the third inning highlighted South Carolina's 11-hit attack in its 9-6 win over Clemson. Jason Stolz's two-out, two-run single in the top of the second inning gave Clemson the lead, but the Gamecocks scored three runs in the bottom of the second inning and three more on Matthews' long ball in the third. Evan Beal pitched 4.0 effective innings in relief to stymie Tiger batters and earn the win. Shaffer went 2-for-5 with a homer, double, three RBIs, and two runs to lead Clemson, who had eight hits in the contest.

In game-three at Clemson, SC on March 4, Steve Wilkerson lined a walkoff single to left-center in the ninth inning to score Jon McGibbon and give Clemson a 6-5 win over South Carolina. The Gamecocks, who saw their 19-game winning streak come to an end, scored four unearned runs in the second inning to take a 4-0 lead. With South Carolina ahead 5-3, Phil Pohl belted a two-run homer in the eighth inning to tie the score. In the ninth inning, McGibbon led off with a single and advanced to second on Thomas Brittle's sacrifice bunt before Wilkerson's walkoff single. Shaffer went 2-for-2 with a homer and three walks to lead Clemson, who outhit South Carolina 12-9.

### Tigers Clobbered Holy Cross 16-4

Richie Shaffer tied a school record with three doubles to lead #19 Clemson to a 16-4 win over Holy Cross at Doug Kingsmore Stadium on March 7. The Tigers scored in seven of the eight innings in which they batted and totaled 16 hits, including seven doubles, 10 walks, and two hit-by-pitches. Phil Pohl went 3-for-3 with two doubles, five RBIs, four runs, and a walk, while Jon McGibbon went 2-for-4 with a homer and four RBIs. Dominic Attanasio added two hits and three RBIs off the bench. David Haselden pitched 5.0 innings in a starting role and allowed just one run to earn the win.

### Tar Heels Dealt Tigers Three Tough Defeats

North Carolina, ranked as high as #6 in the nation, won three hard-fought games, including two by one run, against #19 Clemson by a combined score of 16-11 at Doug Kingsmore Stadium from March 9-11. Despite being swept, Clemson had a higher batting average (.243 to .236) in the series, but the Tigers were just 4-for-31 (.129) with two outs.

# 2012 CLEMSON BASEBALL NOTES

Jason Stolz was 6-for-13 (.462) with one homer and three doubles in the series. The Clemson pitching staff had a 4.03 ERA and 20 strikeouts against 19 walks. Jonathan Meyer allowed just one hit and no earned runs in 3.2 innings pitched over two relief appearances.

In game-one on March 9, Michael Morin struck out Phil Pohl with two outs and the bases loaded in the ninth inning to lead North Carolina to a 4-3 win over Clemson. The Tar Heels scored three runs in the top of the sixth inning to take a 4-1 lead, then the Tigers scored two runs in the bottom of the sixth inning. But Clemson stranded a combined seven runners on base in the final three innings without scoring. Morin and two other Tar Heel hurlers combined to allow just three of Clemson's 14 baserunners to score in the contest. Richie Shaffer went 3-for-4 with a triple and walk for the Tigers, who outthit North Carolina 8-7, but they left 10 runners on base to the Tar Heels' four.

In game-two on March 10, North Carolina scored three runs in the ninth inning to defeat Clemson 6-3. The Tar Heels scored two runs on bases loaded walks and another on a sacrifice fly in the ninth inning. The Tigers committed four costly errors, including two in the seventh inning that enabled North Carolina to tie the score. Clemson outthit the Tar Heels 8-6, but Tiger pitchers combined for eight walks. Spencer Kieboom and Stolz both went 3-for-4, while Dominic Attanasio hit a two-run double. Morin recorded his second save in as many days by retiring three of the four batters he faced.

In game-three on March 11, North Carolina tied the score with three runs in the ninth inning, then scored a run in the 11th inning to down Clemson 6-5. The Tigers held a 5-2 lead entering the top of the ninth, but three straight walks to start the inning and Jacob Stallings' run-scoring single, the Tar Heels' only hit of the frame, extended the game. The Tigers left two runners in scoring position in the bottom of the ninth, then Clemson had the bases loaded with one out in the 10th. But North Carolina turned a key double play that allowed Mike Zolk to hit a two-out, run-scoring single in the 11th inning for the win. Stolz hit a homer and double for Clemson, who stranded 15 runners on base in the game.

## Seven-Run Fourth Lifted Catamounts Over Tigers 8-4

Behind seven runs on six hits in the fourth inning, Western Carolina topped Clemson 8-4 at Hennon Stadium in Cullowhee, NC on March 14. The Tigers scored three runs thanks in part to three Catamount errors in the third inning to build a 4-1 lead. However, Luke Gragg started the fourth inning with a pinch-hit single, scored a run, and capped the scoring in the frame with a two-run single. Reliever Jon Nadale pitched 4.0 scoreless innings with four strikeouts to earn the win. Steve Wilkerson went 3-for-4 to lead the Tigers, who were outthit 14-7.

## Clemson Swept Boston College

Clemson swept Boston College by a combined score of 17-8 at Doug Kingsmore Stadium from March 16-18. Clemson outthit the Eagles .293 to .214 and totaled five doubles, two homers, 14 walks against only 13 strikeouts, and three steals. Steve Wilkerson went 6-for-14 to lead the Tigers, while Brad Felder went 4-for-11 with two homers, four RBIs, and four runs. The Tiger pitching staff had a 2.67 ERA and 26 strikeouts against 12 walks. Clemson committed just one error and had a .991 fielding percentage.

In game-one on March 16, Kevin Brady struck out nine batters in 6.2 innings pitched to lead Clemson to a 6-4 victory over Boston College. Felder's two-run homer in the second inning gave Clemson a 3-0 lead. The Eagles closed in on the Tigers with three homers, including two by Tom Bourdon. But Boston College could not pull even and Matt Campbell recorded the save. The three Clemson pitchers combined for 13 strikeouts, while eight different Tigers had one hit apiece at the plate. Tiger batters combined to walk six times and struck out just twice as well.

In game-two on March 17, Dominic Leone and Jonathan Meyer combined to allow just four hits in Clemson's 6-3 win over Boston College. Leone yielded just one hit in 5.2 innings pitched to earn the win, while Meyer struck out five batters against no walks in the 3.1 innings pitched to record the save. Trailing 2-1, the Tigers scored four runs in the second inning and never relinquished the lead. Felder added a solo homer in the seventh inning. Wilkerson had a game-high three hits, while Phil Pohl went 2-for-3 with two RBIs and a walk.

In game-three on March 18, Clemson scored all five of its runs in the third inning to defeat Boston College 5-1. Joe Costigan's two-run single up the middle highlighted Clemson's five-run third inning. Kevin Pohle pitched 6.2 innings, allowing one run and no walks with five strikeouts to earn the win. Scott Firth pitched 2.1 scoreless innings to close out the game. Wilkerson had a team-high two hits for Clemson, who totaled 10 hits. Boston College at least one hit in every inning, but it left at least one runner on base in every inning. Bourdon had three doubles to lead the Eagles' 11-hit attack.

## Tigers Won Both Games of Midweek Series Against Elon

Clemson swept Elon in a two-game, midweek series by a combined score of 10-4 at two different sites on March 20, 21. Clemson outthit the Phoenix .290 to .217 and totaled 12 walks and six steals while not committing an error in the field. Steve Wilkerson went 5-for-8 with two walks to lead the Tigers at the plate. The Clemson pitching staff had a 2.00 ERA with 22 strikeouts against only three walks in the series.

In game-one at Doug Kingsmore Stadium on March 20, Wilkerson went 4-for-4 with two RBIs and a walk to lead Clemson to a 6-2 win over Elon. The first three Tiger batters in the first inning walked, and all three scored to give Clemson a 3-0 lead. Elon never drew closer than two runs despite outthitting the Tigers 10-9. Jonathan Meyer pitched 5.0 innings, allowing one run and no walks with five strikeouts to earn the win. Mike Kent pitched the final 2.0 innings without allow a hit, run, or walk. Meyer, Patrick Andrews, and Kent combined to allow only two of Elon's 12 baserunners to score.

In game-two at Fluor Field in Greenville, SC on March 21, Daniel Gossett struck out 10 batters to lead Clemson to a 4-2 win over Elon. Gossett earned his first career victory by pitching 7.0 strong innings. He gave up just three hits (all in the first inning), two runs, and two walks, as he retired the last 13 batters he faced. In his first start of the season, Mike Dunster went 3-for-4 with a double and all three of Clemson's RBIs. The win was Jack Leggett's 1,200th of his career, as he became the 15th coach in history to reach that mark as a Division I head coach.

## Cavaliers Handed Tigers Another ACC Sweep

Virginia swept Clemson by a combined score of 16-7 at UVA Baseball Stadium from March 23-25. Virginia outthit the Tigers .300 to .208 and committed just one error in the series. Steve Wilkerson led Clemson at the plate by going 5-for-13 (.385) with a triple, while Jason Stolz contributed four hits. The Tiger pitching staff had a 5.25 ERA as well.

In game-one on March 23, Jared King went 3-for-4 with a triple and four RBIs to lead Virginia to a 6-3 win over Clemson. The Cavaliers scored two unearned runs in the first inning and never relinquished their lead. Virginia scored three runs in the eighth inning, then the Tigers scored two runs in the ninth inning. But it was not enough, as Clemson's five-game winning streak came to an end. Stolz went 3-for-4 to lead Clemson's eight-hit performance. Mike Kent pitched 5.1 strong innings in relief for the Tigers.

In game-two on March 24, Branden Kline pitched a complete-game two-hitter to lead Virginia to a 5-1 win over Clemson. Wilkerson led off the game with a triple

and scored the Tigers' only run on Stolz's groundout in the first inning, then Kline was masterful the rest of the way. He allowed only two batters to reach base, both on hits, and retired the last 18 batters of the game. The Cavaliers scored one run in the third inning, two runs in the third, and two runs in the fourth. Keith Werman had two hits and two RBIs to lead Virginia.

In game-three on March 25, Derek Fisher went 2-for-2 with a triple, double, and three runs to lead Virginia to a 5-3 win over Clemson. Phil Pohl's solo homer in the sixth inning cut Virginia's lead to 3-2, but the Tigers could not tie the score. Wilkerson went 3-for-4 with two RBIs to pace the Tigers, who outthit the Cavaliers 10-8. But Virginia turned three crucial double plays. Werman added two infield hits and two RBIs. Justin Thompson recorded his second save of the series by pitching a scoreless ninth inning.

## Tigers Totaled 16 Hits in 10-5 Win at #18 Georgia

Clemson totaled 16 hits en route to a 10-5 win against #18 Georgia at Foley Field on March 27. The Tigers had at least one hit in all nine innings and scored in seven innings. Richie Shaffer went 3-for-6 with a homer, two doubles, three RBIs, and two runs. His two-run homer in the second inning gave Clemson the lead for good. Phil Pohl added three hits, while Steve Wilkerson, Brad Felder, Jay Baum, and Tyler Slaton all accumulated two hits apiece. Jon McGibbon amassed three RBIs as well. Daniel Gossett pitched 5.0 innings in a starting role to earn the win.

## Blue Hose Capitalized on Tiger Mistakes in 8-4 Win

Presbyterian College took advantage of four costly Tiger errors and eight timely hits in its 8-4 win over Clemson at Doug Kingsmore Stadium on March 28. The Blue Hose scored four unearned runs in the sixth inning to build a 5-0 lead. Richie Shaffer's two-run homer in the eighth inning cut Presbyterian College's lead to 6-3, but the Blue Hose responded with two runs in the ninth inning to put the game away. Three Blue Hose pitchers combined to hold the Tigers to only six hits. The Clemson pitching staff surrendered eight hits and eight runs, including seven runs with two outs, but only three of the runs were earned.

## Tigers Took Two in Close Games Against #7 Hurricanes

Clemson won two of three games over #7 Miami (FL) by a combined score of 8-6 at Doug Kingsmore Stadium from March 30 to April 1. Both teams batted .240 in the series, while the Tigers totaled five stolen bases. Steve Wilkerson went 5-for-12 (.417) with three runs to lead the Tigers, while Phil Pohl went 4-for-10 with three RBIs. The Tiger pitching staff had a 2.00 ERA and held the Hurricanes to just 3-for-25 (.120) with runners in scoring position in the series. Scott Firth did not allow a run in 4.0 innings pitched over two relief appearances.

In game-one on March 30, relievers Matt Campbell and Firth combined to limit Miami to one hit and no runs with nine strikeouts in the final 5.2 innings pitched to lead Clemson to a 3-1 win. The Tigers scored two runs in the sixth inning, highlighted by Thomas Brittle's sacrifice fly, to give the Tigers the lead for good, then Campbell and Firth shut the door on the Hurricanes, who totaled just four hits and failed to put a leadoff batter of an inning on base in the game. Campbell pitched 4.0 innings, allowing one hit, no runs, and no walks with seven strikeouts to earn the win, while Firth recorded his first career save by pitching 1.2 perfect innings with two strikeouts.

In game-two on March 31, Richie Shaffer's two-out, two-run double in the seventh inning lifted Clemson to a 3-1 victory over Miami. Wilkerson went 2-for-4 with a run to lead Clemson, who totaled eight hits. Dominic Leone pitched 7.0 strong innings to earn the win. The starter allowed six hits, one run, and three walks with six strikeouts. Patrick Andrews recorded his first career save by tossing



# 2012 CLEMSON BASEBALL NOTES

2.0 scoreless innings of one-hit ball. Leone and Andrews combined to face just five batters over the minimum. The Tigers were aided by catcher Spencer Kieboom's two pick-offs of runners at third base and three double plays.

In game-three on April 1, Dale Carey's two-out, two-run single in the seventh inning gave Miami a one-run lead in its 4-2 victory over Clemson. The Tigers took a 2-1 lead in the sixth inning, but they managed just one run despite four hits and two walks in the frame. Every Hurricane starter totaled at least one hit in the game, while Miami out-hit the Tigers 12-7. Five Miami pitchers combined to allow just two of Clemson's 13 baserunners to score. Pohl went 2-for-3 with two RBIs to lead the Tigers. Kevin Pohl pitched 6.0 strong innings, allowing just one run.

## Clemson Blanked Winthrop 11-0 Behind Three Homers

Richie Shaffer, Phil Pohl, and Jason Stolz all hit home runs to lead Clemson to an 11-0 victory over Winthrop at Doug Kingsmore Stadium on April 3. Pohl's three-run homer highlighted the Tigers' six-run fourth inning that gave Clemson a 9-0 lead. Shaffer went 2-for-3 with two RBIs and two runs to lead the Tigers' 14-hit attack. In his first career start at Doug Kingsmore Stadium, Daniel Gossett pitched 7.0 scoreless innings to earn the win. Gossett, who retired the first 15 batters, allowed just three hits and no walks with 13 strikeouts.

## Catamounts Tallied 22 Hits in 13-8 Win at Clemson

Western Carolina totaled 22 hits in its 13-8 victory over Clemson at Doug Kingsmore Stadium on April 4. The Tigers took an 8-5 lead with four runs in the fifth inning, highlighted by Thomas Brittle's three-run triple. But a two-out error led to four unearned runs for the Catamounts in the sixth inning, then they added four more runs in the seventh inning to pull away. Every Catamount starter had at least one hit and eight of the nine starters had at least two hits. Richie Shaffer went 3-for-5 with two RBIs to lead the Tigers' 13-hit attack.

## Tigers Swept Duke With Late-Inning Heroics

Clemson swept Duke by a combined score of 19-8 at Jack Coombs Field from April 6-8. Clemson out-hit the Blue Devils .296 to .245 and committed just two errors in the series. The Tigers totaled 12 of their 19 runs in the series after the seventh inning. Richie Shaffer went 7-for-13 (.538) with a double and three RBIs to lead Clemson, while Spencer Kieboom went 6-for-12. Thomas Brittle added seven hits, five RBIs, and three runs. The Tiger pitching staff had a 2.48 ERA and 21 strikeouts against nine walks.

In game-one on April 6, Jon McGibbon hit a leadoff triple in the 11th inning and scored the first of three runs in the frame to lead Clemson to a 4-1 win over Duke. McGibbon scored on Brad Felder's single, while Jay Baum also scored on the play on Duke's fourth error of the game. Scott Firth pitched 5.0 scoreless innings to close the game and earn the victory, as he pitched out of several jams to send the game into extra innings. Shaffer went 2-for-4 with an RBI and two steals to lead the Tigers, who out-hit Duke 10-7.

In game-two on April 7, Brittle went 4-for-6 with five RBIs and three runs to lead Clemson's 15-hit attack in its 11-5 win over Duke. Shaffer went 3-for-4 with a double, two RBIs, and a walk, while Garrett Boulware added two hits. The Tigers held a 6-2 lead before Duke scored three runs in the seventh inning. But Clemson erupted for five runs in the ninth inning, highlighted by Brittle's three-run double, to put the game out of reach. Dominic Leone struck out nine in 6.1 innings pitched to earn the win, while Patrick Andrews recorded the save.

In game-three on April 8, Baum's three-run double in the eighth inning gave Clemson a 3-2 lead and the Tigers held on for a 4-2 win over Duke. The Blue Devils scored single runs in the sixth and seventh innings before Clem-

son loaded the bases with no outs in the eighth inning. Baum's opposite-field double gave Clemson the lead for good, then he scored an insurance run on Kieboom's sacrifice fly. Kevin Pohl, who retired the first 15 batters of the game, pitched 7.0 strong innings of four-hit ball to earn the win, while Daniel Gossett tossed 2.0 scoreless innings with two strikeouts to record the save.

## McGibbon Led Tigers Over Furman 12-5 at Fluor Field

Jon McGibbon went 3-for-4 with a homer, double, and five RBIs to lead Clemson to a 12-5 win over Furman at Fluor Field in Greenville, SC on April 10. McGibbon's two-run homer in the top of the fourth inning gave Clemson a 9-0 lead. The Paladins scored four runs in the bottom of the fourth, but the Tigers added two runs in the eighth inning and one run in the ninth to cruise to the seven-run win. Thomas Brittle went 3-for-4 with a game-high four runs, while Richie Shaffer went 2-for-3 with a double, RBI, three runs, and two walks. David Haselden pitched 1.2 scoreless innings in relief to earn the win, while Mike Kent recorded his first career save by tossing 4.0 effective innings.

## Georgia Rallied From Five Down to Edge Clemson 8-7

Georgia scored six runs in the fifth inning to rally from a five-run deficit and edge Clemson 8-7 at Doug Kingsmore Stadium on April 11. The win snapped Clemson's five-game winning streak in the series against Georgia. Clemson scored four runs in the second inning to build a 5-0 lead. But Georgia scored two runs in the fourth and six runs on four hits and four walks in the top of the fifth inning to take the lead for good. Clemson loaded the bases in the bottom of the fifth, but was unable to score. Thomas Brittle went 3-for-5 with a homer, double, and three RBIs to lead Clemson, who out-hit Georgia 11-8. Five of the Bulldogs' eight runs were scored by batters who walked.

## Wolfpack Rebounded to Take Series 2-1 in Clemson

N.C. State, ranked as high as #17 in the nation, won two of three games over Clemson by a combined score of 15-11 at Doug Kingsmore Stadium from April 13-15. The Wolfpack out-hit the Tigers .223 to .214 and totaled eight steals, including seven by Trea Turner. Richie Shaffer went 5-for-10 with five walks, while Thomas Brittle was 7-for-16 (.438) with three runs and two steals. The Tiger pitching staff had a 3.60 ERA and 22 strikeouts against 16 walks. In 12.2 innings pitched in the series, Clemson's bullpen gave up just four hits (.105 opponents' batting average) and one earned run (0.71 ERA).

In game-one on April 13, Brittle hit a one-out single in the 12th inning to score Tyler Slaton in a close play at the plate and give Clemson a 7-6 win over N.C. State. The Wolfpack rallied from 4-0 down to take a 6-5 lead in the seventh inning. But Slaton came off the bench to tie the score in the eighth on Brittle's RBI fielder's choice. Brittle went 4-for-7 with two RBIs and three runs, while Shaffer went 3-for-3 with a double, two RBIs, and three walks for the Tigers, who out-hit N.C. State 12-6. Scott Firth tossed 6.1 strong innings in relief to earn the win. He allowed just two hits and one earned run. Turner had two hits and an ACC-record-tying five stolen bases.

In game-two on April 14, Carlos Rodon limited Clemson to three hits in 8.0 innings pitched to lead N.C. State to a 3-1 win. The Tigers took a 1-0 lead in the sixth inning, but Turner's two-out, two-run double in the seventh inning gave the Wolfpack the lead for good. After N.C. State added an insurance run in the eighth inning, the Tigers put runners at second and third base with no outs in the ninth inning, but failed to score a run in the frame. Joe Costigan came off the bench to total two of Clemson's five hits. The Tigers scored just one of their nine baserunners.

In game-two on April 15, N.C. State broke a 2-2 tie with four runs in the fifth inning and cruised to a 6-3 win over Clemson. The Wolfpack used three hits, two walks, and a

Tiger error to score four runs in the fifth. The Tigers scored a run in the seventh inning, but it was not enough. Ryan Mathews hit a two-run double in the fifth inning and totaled a game-high three RBIs. Brittle and Shaffer had two hits apiece, while Steve Wilkerson scored a team-high two runs. Five Tiger relievers combined to allow just two hits and no runs in the final 4.2 innings pitched.

## Tigers Walked Off With 3-2 Win Over Buccaneers

Thomas Brittle's two-out single in the ninth inning plated Tyler Slaton for a 3-2 walkoff win over Charleston Southern at Doug Kingsmore Stadium on April 17. The Tigers led 2-0 before the Buccaneers scored two runs in the sixth inning. Charleston Southern put two runners on base in the seventh, eighth, and ninth innings, but Tiger hurlers worked out of jams each time. Slaton led off with a single in the bottom of the ninth inning and moved to second on Jason Stolz's sacrifice bunt. Two batters later, Brittle slapped a 1-2 pitch through the left side for a single to score Slaton. Slaton scored a game-high two runs, while Richie Shaffer added a solo homer in the first inning.

## Tigers Continued Road Streak With Sweep at Maryland

Clemson swept Maryland by a combined score of 17-9 at Bob Smith Stadium on April 20, 21. Clemson out-hit the Terrapins, who entered the series with the ACC's best ERA, .318 to .262 and totaled 11 doubles, two triples, and two homers along with committing just one error in the field. Jason Stolz went 6-for-11 (.545) with two doubles, one homer, and three RBIs, while Phil Pohl went 6-for-12 with two doubles, one homer, and five RBIs. The Tiger pitching staff had a 3.00 ERA with 18 strikeouts against eight walks.

In game-one on April 20, Richie Shaffer's two-out, two-run triple in the ninth inning gave Clemson a 5-3 lead and the Tigers held on for a 5-4 victory over Maryland. Clemson took a 3-0 lead with two runs in the fifth inning, but Maryland tied the score with three runs on three two-out hits in the eighth inning. However, Shaffer clobbered an opposite-field triple to the wall in right field to score two runs. Maryland native Kevin Brady pitched 7.0 scoreless innings with eight strikeouts, but did not factor in the decision. Stolz had a team-high three hits and scored two runs for Clemson, who amassed 10 hits.

In game-two on April 21, which was the first game of a doubleheader, Mike Kent pitched 3.1 scoreless innings to close out Clemson's 5-3 victory over Maryland. Starter Dominic Leone pitched 5.2 effective innings to earn the win, then Kent recorded the save. The Tigers scored three runs in the first inning and never relinquished their lead. Clemson totaled 12 hits, including seven on 0-2 (4) or 1-2 (3) pitches. Pohl went 3-for-4 with a double and two RBIs, while Thomas Brittle added two hits and two runs for the Tigers.

In game-three on April 21, which was the second game of a doubleheader, Clemson scored five combined runs in the final three innings to defeat Maryland 7-2. Stolz's solo homer in the fifth inning tied the score, then Clemson scored three runs in the seventh inning to take the lead for good. Stolz went 2-for-3 with a homer, double, two RBIs, and two runs to lead Clemson, who totaled 12 hits. Brittle added two hits and two RBIs. Jonathan Meyer pitched 7.0 scoreless innings in relief of four-hit ball to earn the victory.

## Chanticleers Scored Four in Eighth to Top Clemson 10-7

Coastal Carolina scored four runs in the eighth inning to rally for a 10-7 victory over Clemson at Doug Kingsmore Stadium on April 24. The Tigers took advantage of four errors to score five runs in the sixth inning and take a 7-5 lead. However, Rich Witten's two-run double in the eighth inning broke a 7-7 tie and gave Coastal Carolina the lead for good. Daniel Bowman went 3-for-4 with a double, four runs, a walk, hit-by-pitch, and two steals to lead the Chan-

# 2012 CLEMSON BASEBALL NOTES

tleers, who outhit Clemson 15-9. Phil Pohl went 3-for-5 with a double and RBI to lead the Tigers.

## **Tigers Rebounded to Take Series at Georgia Tech**

Clemson won two of three games over Georgia Tech by a combined score of 29-21 at Russ Chandler Stadium from April 27-29. It was the Tigers' first series win at Georgia Tech since 1996, snapping their seven-series losing streak in Atlanta. Clemson outhit the Yellow Jackets .336 to .263 and totaled 44 hits, including four doubles, one triple, and five homers, in the series. Spencer Kieboom went 10-for-15 (.667) with a homer, double, seven RBIs, and four runs, while Brad Felder went 6-for-11 (.545) with a homer, double, five RBIs, six runs, and two walks. The Tiger pitching staff had a 6.00 ERA, while Clemson committed just two errors in the series.

In game-one on April 27, Daniel Palka led off the 13th inning with a walkoff home run to give Georgia Tech a 6-5 win over Clemson. Felder broke a 2-2 tie with a three-run homer in the top of the ninth inning. But Georgia Tech used two leadoff walks, Palka's two-run double, and Mott Hyde's sacrifice fly in the bottom of the ninth inning to tie the score. Hyde added two solo home runs for Georgia Tech, who totaled nine hits. Clemson also amassed nine hits, including Thomas Brittle's solo homer in the first inning. Felder added a game-high four RBIs as well.

In game-two on April 28, Clemson totaled 17 hits in its 13-7 win over Georgia Tech. Kieboom went 3-for-5 with a double, five RBIs, and two runs. His grand slam in the fourth inning gave Clemson the lead for good, then the Tigers took a 10-2 lead with four runs in the top of the fifth inning. Georgia Tech rallied with four runs in the bottom of the fifth inning, but Mike Kent entered the game in relief and pitched 5.0 strong innings to earn the win. Phil Pohl went 3-for-5 with a homer, three RBIs, and three runs, while Brittle and Jason Stolz added two hits and two RBIs apiece.

In game-three on April 19, Kieboom went 5-for-5 with two RBIs to lead Clemson to an 11-8 victory over Georgia Tech. Kieboom had five of the Tigers' 18 hits, while Steve Wilkerson went 3-for-6 with two RBIs. Jay Baum and Jon McGibbon added two hits and two RBIs apiece, while Felder tallied two hits and two runs. Every Tiger starter had at least one hit and scored at least one run. Clemson scored a run in the first inning and never gave up the lead. The Tigers took a 7-0 lead with five runs in the fourth inning, only to have Georgia Tech pull within a run with two runs in the sixth inning. However, Clemson added two runs in both the seventh and eighth innings to pull away.

## **Clemson Won Series 2-1 Over College of Charleston**

Clemson won two of three games over College of Charleston by a combined score of 18-10 at Doug Kingsmore Stadium from May 5-7. The Cougars outhit Clemson .236 to .225, but Clemson had a .358 on-base percentage compared to the Cougars' .302 on-base percentage. Thomas Brittle led Clemson at the plate by going 5-for-13 (.385) with a triple, three RBIs, and three runs. The Tiger pitching staff had a 2.48 ERA and 22 strikeouts against only seven walks.

In game-one on May 5, Steve Wilkerson scored on a wild pitch in the 11th inning to give Clemson a 4-3 walkoff win over College of Charleston. The Tigers scored two runs on Jon McGibbon's two-out single in the first inning. Clemson went hitless and scoreless from the third inning through the 10th inning. Daniel Aldrich's third double of the game scored the go-ahead run in the top of the 11th inning. In the bottom of the 11th inning, Brad Felder blooped a one-out single and scored the tying run on Brittle's two-out single to left field. Daniel Gossett struck out eight batters in 4.1 innings pitched to earn the victory.

In game-two on May 6, Clemson scored eight runs in the seventh inning to pull away for a 12-3 win over Col-

lege of Charleston. The Tigers scored two runs in the fifth inning to take a 4-0 lead, then they plated eight runs on seven hits in the seventh inning to take a 12-0 lead. Brittle and Richie Shaffer had three hits apiece to pace Clemson's 13-hit attack. Every Tiger starter scored at least one run as well. Kevin Pohle tossed 7.0 scoreless innings of six-hit ball with five strikeouts against only one walk to earn the win, while Clay Bates retired all six batters he faced to close out the game.

In game-three on May 7, College of Charleston scored two runs in the fourth inning to take the lead for good in its 4-2 win over Clemson. The win was the Cougars' first in 24 all-time meetings against Clemson. The Tigers committed three costly errors that led to two unearned runs, which proved to be the difference in the game. Matt Pegler pitched 6.0 solid innings to earn the win, while Kyle Owings tossed 3.0 scoreless innings of one-hit ball to record the save. Wilkerson and Phil Pohl had two hits piece for Clemson, who were held to six hits in the contest.

## **Shaffer's Walkoff Lifted Tigers Over Tennessee Tech 9-8**

Richie Shaffer's walkoff homer in the 10th inning lifted Clemson to a 9-8 victory over Tennessee Tech at Doug Kingsmore Stadium on May 8. The Golden Eagles scored five runs in the first inning and later built an 8-2 lead. Trailing 8-4, the Tigers plated four two-out runs in the seventh inning to tie the score. Pinch-hitter Joe Costigan hit a two-run single, then Clemson added two more runs on one wild pitch in the seventh. With one out in the 10th inning, Shaffer crushed the first pitch deep over the fence in left field for Clemson's first walkoff homer since 2009. Tennessee Tech outhit Clemson 17-14. David Haselden pitched 6.0 scoreless innings in relief of five-hit ball to earn the win.

## **Tigers Took Series Over Top-Ranked Seminoles**

Clemson won two of three games over #1 Florida State by a combined score of 21-18 at Doug Kingsmore Stadium from May 12-14. It was the Seminoles' first weekend series loss of the season. Florida State outhit the Tigers .330 to .270, while Clemson totaled eight doubles, one triple, four homers, and seven stolen bases in the series. Jason Stolz went 4-for-10 to lead the Tigers, while Brad Felder went 4-for-11 (.364) with three RBIs and four runs. The Tiger pitching staff had a 5.33 ERA, did not allow a home run, and held the Seminoles to 3-for-28 (.107) with two outs in the series.

In game-one on May 12, Clemson hit three home runs in its 7-2 win over Florida State. It was the Tigers' first-ever win over a top-ranked team at home. Trailing 2-0, Felder hit a solo homer in the fifth inning. Richie Shaffer tied the score with another solo homer in the sixth inning, then Spencer Kieboom untied the score with a two-out, three-run homer later in the frame. Phil Pohl added a two-out, two-run double in the seventh inning. Daniel Gossett tossed 4.0 scoreless innings of two-hit ball to earn the win. Florida State put 19 batters on base thanks in large part to seven hits, eight walks, and three hit-by-pitches, but only scored two runs and left 14 runners on base.

In game-two on May 14, which was the first game of a doubleheader, Clemson scored nine combined runs in the first four innings and held on for a 9-7 win over Florida State. Clemson scored five runs in the second inning to build a 6-0 lead, then the Tigers scored three runs in the fourth inning to take a 9-1 lead. The Seminoles scored two runs in the sixth, seventh, and ninth innings. They also had the tying run at second base with one out in the ninth inning, but Scott Firth worked out of the jam to record the save. Felder went 2-for-4 with two RBIs and a walk to lead the Tigers. Kevin Pohle pitched 6.0 solid innings to earn the victory.

In game-three on May 14, which was the second game of a doubleheader, Florida State totaled 16 hits in its 9-5 win over Clemson. Florida State built a 9-2 lead before

Stolz blasted a three-run homer in the sixth inning. But Gage Smith and Robert Benincasa closed the door on the Tigers late in the game. Sherman Johnson went 4-for-4 with two walks and three RBIs, while John Nogowski and Seth Miller added three hits apiece. Stolz went 2-for-4 with a homer, double, and four RBIs to lead the Tigers, while Shaffer added two hits.

## **Haselden Pitched Clemson Past Furman 9-2**

Pitching in his last regular-season game at Doug Kingsmore Stadium, David Haselden pitched 7.2 strong innings to lead Clemson to a 9-2 win over Furman on May 15. The Paladins scored a run in the second inning to take a 2-0 lead, but Clemson scored five runs in the third inning to take the lead for good. Phil Pohl's two-run homer highlighted the uprising in the third inning. Jon McGibbon added a solo homer in the fourth inning. Haselden allowed eight hits, two runs, and four walks with five strikeouts to earn the victory, while Mike Kent pitched 1.1 scoreless innings to close out the game.

## **Demon Deacons Swept Tigers in Winston-Salem**

Wake Forest swept Clemson by a combined score of 14-3 at Wake Forest Baseball Park from May 17-19. The Demon Deacons outhit the Tigers .230 to .176, while Clemson totaled four doubles and four steals. The Demon Deacons had eight steals and did not commit error in the field. Wake Forest was also 8-for-21 (.381) with runners in scoring position while holding Clemson to just 1-for-22 (.045) in that situation. Richie Shaffer led Clemson by going 4-for-11 (.364) with two doubles and two RBIs. The Tiger pitching staff had a 4.50 ERA and 20 strikeouts against 10 walks.

In game-one on May 17, Wake Forest totaled all five of its runs and all six of its hits in the third and fourth innings and held on for a 5-2 win over Clemson. The Demon Deacons hit five singles in the third inning to score three runs, then Pat Blair's two-out double in the fourth inning drove home a run, while Blair also scored on the play thanks to a Tiger error. Shaffer belted a two-out, two-run double in the eighth inning, but it was not enough. Shaffer went 4-for-4 to lead Clemson, who outhit the Demon Deacons 7-6. Tim Cooney pitched 7.2 strong innings to earn the win, while Michael Dimock retired all four batters he faced to record the save.

In game-two on May 18, Brett Armour's two-run homer in the eighth inning broke a scoreless tie and Wake Forest held on for a 2-1 win over Clemson. The Tigers were unable to score after loading the bases with one out in the eighth inning, then Clemson loaded the bases with no outs in the ninth inning. But a flyout and game-ending double play on Jon McGibbon's sacrifice fly meant the Tigers fell one run short. Daniel Gossett suffered the loss despite pitching 7.1 effective innings, allowing six hits, two runs, and two walks with seven strikeouts.

In game-three on May 19, Wake Forest scored six two-out runs in the fifth inning and blanked Clemson 7-0. Conor Keniry's bloop single started the six-run uprising, then Carlos Lopez and Charlie Morgan added two-run hits. Clemson put its leadoff batter on base in four of the first six innings, but failed to score against the Demon Deacons for the first time in a game since 1969. Brian Holmes pitched 6.0 scoreless innings of two-hit ball, then six Wake Forest relievers combined to blank Clemson over the final three innings. The Tigers totaled just four hits in the game.

## **Tigers Went 1-2 in ACC Tournament**

Clemson went 1-2 in the ACC Tournament at New-Bridge Bank Park in Greensboro, NC from May 24-26. Clemson was outscored 15-12 and batted .206 with four doubles, three homers, and five steals. Jon McGibbon, who earned All-ACC Tournament honors at first base, went 5-for-13 (.385) with two homers, one double, and five RBIs,

# 2012 CLEMSON BASEBALL NOTES

while Richie Shaffer added a double, seven walks, one hit-by-pitch, and a .643 on-base percentage. The Tiger pitching staff had a 4.85 ERA, while Clemson fielded at a .983 clip.

In the Tigers' first game of the ACC Tournament on May 24, #17 Virginia rallied with two runs in eighth inning for a come-from-behind 3-2 win over Clemson. McGibbon's solo homer in the sixth inning tied the score, then two Cavalier miscues in the top of the eighth inning allowed the Tigers to take a 2-1 lead. But with two outs and the bases empty in the bottom of the eighth inning, Virginia used a single, two hit-by-pitches, and two walks to score two runs and take the lead for good. The Tigers put 15 batters on base, but stranded 11 and scored only two runs. Tiger starter Daniel Gossett pitched 6.2 strong innings, allowing four hits and one run with six strikeouts.

In the Tigers' second game of the ACC Tournament on May 25, McGibbon lined a three-run walkoff homer to right-center in the ninth inning to lift Clemson to a 9-7 win over #1 Florida State. The Tigers scored two runs on Spencer Kieboom's single in the eighth inning to cut the Seminoles' lead to 7-6. One-out singles by Phil Pohl and pinch-hitter Mike Dunster set up McGibbon's dramatic walkoff homer, Clemson's second in ACC Tournament history and first since 1981. McGibbon went 3-for-5 with a homer, double, four RBIs, and two runs to pace Clemson, who totaled 11 hits. Patrick Andrews retired all four batters he faced to earn the win.

In the Tigers' third game of the ACC Tournament on May 26, starter Jake Davies allowed only two hits and one run in 6.0 innings pitched and added a two-run homer in the first inning to lead Georgia Tech to a 5-1 victory over Clemson. Steve Wilkerson's leadoff homer, his first career long ball, in the first inning provided the Tigers' lone run. Georgia Tech added one run in the second inning and two runs in the third inning, while neither team scored in the final six innings. Scott Firth pitched 6.1 innings in relief, allowing four hits and no earned runs.

## Clemson Fell Short in Columbia Regional

Clemson went 2-2 and finished in second place in the Columbia Regional while outscoring its opponents 23-15 at Carolina Stadium from June 1-3. Clemson defeated Coastal Carolina twice in two games, but lost both contests against #2 South Carolina. The Tigers out-hit their opposition .264 to .263 and had 10 doubles, four homers, and five steals. Brad Felder (OF), Spencer Kieboom (C), and Phil Pohl (DH/UT) were all named to the Columbia Regional All-Tournament team. Felder went 8-for-17 (.471) with a homer, double, and two RBIs, while Pohl totaled five hits, including a grand slam, and eight RBIs. Jason Stolz added two homers, two doubles, and five RBIs. The Tiger pitching staff had a 3.29 ERA. In two relief outings, Jonathan Meyer allowed just two runs (1.93 ERA) in 9.1 innings pitched.

In the Tigers' first game on June 1, Pohl hit a grand slam and drove in five runs to lead Clemson to an 11-3 win over Coastal Carolina. Pohl's grand slam with two outs in the second inning gave the Tigers a 6-0 lead. The Tigers scored in six of the eight innings in which they batted. The Tigers, who totaled 13 hits in all, went 10-for-17 with two outs, while each of their first eight runs were scored on two-out hits. Richie Shaffer added four runs. Kevin Pohle pitched 5.0 effective innings to earn the win, while David Haselden pitched the final 4.0 innings to record the save.

In the Tigers' second game on June 2, LB Dantzler's walkoff single in the 12th inning gave South Carolina a 5-4 win over Clemson. The Tigers scored three runs in the seventh inning to take a 3-2 lead, then Felder belted a solo homer in the top of the eighth to double their lead. But South Carolina scored a run in the bottom of the eighth inning and another in the ninth inning to tie the score. Joey Pankake's one-out single in the ninth scored the

tying run, but Thomas Brittle gunned down the potential winning run at the plate. Starter Daniel Gossett pitched 7.0 strong innings while allowing only four hits and two runs with eight strikeouts.

In the Tigers' third game on June 3, Stolz belted two home runs to lead Clemson to a 5-3 win over Coastal Carolina. The two long balls for Stolz tied a school record in an NCAA Tournament game. The Tigers scored three runs in the fourth inning to take a 4-2 lead, capped by Stolz's two-run homer to left field. Pohl hit a two-out, run-scoring single in the ninth inning to give Clemson an insurance run, then Scott Firth struck out all three batters in the ninth inning to record the save. Dominic Leone pitched 7.0 strong innings to earn the win. He gave up six hits and three runs (two earned) with six strikeouts.

In the Tigers' fourth game on June 3, South Carolina scored three runs in the first inning and held on for a 4-3 win over Clemson to capture the Columbia Regional title. Trailing 4-0, Clemson scored two runs in the sixth inning, highlighted by Brittle's run-scoring double. In the ninth inning, Kieboom hit a two-out, run-scoring single, then Felder hit a deep flyball to right-center. But Adam Matthews made the game-ending catch near the warning track. Meyer pitched 8.1 effective innings, allowing seven hits and one run with four strikeouts. It was the 300th all-time meeting between the two rivals.



# 2012 SEASON REVIEW STORY

Competitive. That one word best describes Clemson's 2012 season. The Tigers finished with a disappointing 35-28 record even though the Tigers lost just two games by more than four runs (one by five and one by seven) all season. Clemson was the last team in the ACC or SEC to lose a game by more than four runs, as it did so for the first time in the regular-season finale at Wake Forest.

Despite the up-and-down season, the Tigers still finished with a winning ACC record (16-14) for the 18th time in Jack Leggett's 19 seasons as head coach at Clemson and made their 25th NCAA Tournament appearance in the last 26 years. It was also the Tigers' 37th all-time NCAA Tournament, fifth-most in NCAA history). That was due to a stretch when Clemson won 10 of 11 games away from home, including an eight-game winning streak.

Clemson played the nation's #6-toughest schedule according to [WarrenNolan.com](http://WarrenNolan.com) and played 35 of its 63 games (56 percent) against teams that participated in the NCAA Tournament. The Tigers had 19 comeback wins among its 35 overall victories, including overcoming a deficit of four runs or more four times. The Tigers also had five walkoff hits, tied for the most in a season under Leggett, and won another game on a walkoff wild pitch.

Clemson finished in the middle of the ACC pack in hitting (.269) and pitching (3.90 ERA), but the Tigers were stellar in the field. They led the ACC and set a school record with a .973 fielding percentage, committing only 66 errors in 63 games. Clemson's 62 double plays were tied for 12th-most in the nation as well.

Four Tigers, Clemson's first four batters in the lineup during most of the season, were named to the All-ACC team. The four offensive players named to the all-conference team were the most in the ACC.

Third-baseman Richie Shaffer was Clemson's leading hitter in 2012. The first-team All-American by **Perfect Game** and First-Team All-ACC selection was named ACC Player-of-the-Week three times in 2012, more than any other player. The Golden Spikes Award semifinalist led or tied for the team lead in batting average (.336), hits (78), doubles (21), homers (10), slugging percentage (.573), walks (63), and on-base percentage (.480). His 63 walks tied for third-most in the nation and tied for third-most in school history as well.

Shaffer played his first two seasons at Clemson as a first-baseman and earned First-Team All-ACC honors there in 2011. He became the first Tiger in history to be named First-Team All-ACC at two different infield positions over the course of a career.

Designated hitter Phil Pohl was Clemson's other First-Team All-ACC selection. The two-time team co-captain was a first-team Academic All-American by **CoSIDA** and a Lowe's Senior CLASS Award First-Team member, one of only five in the country. The strength & conditioning All-American led the team with 58 RBIs along with nine homers and 11 doubles.

Centerfielder Thomas Brittle and second-baseman Steve Wilkerson were both named Second-Team All-ACC. Brittle showed why he was one of the nation's best defensive outfielders with his team-high nine outfield assists and many diving catches. He also hit .298 with nine doubles, an ACC-tying-high eight triples and a team-high 15 steals. Brittle added two walkoff hits and a 22-game hitting streak, tied for eighth-longest in school history.

Wilkerson hit .298 with a team-tying-high 49 runs and 10 stolen bases. He became the predominant leadoff batter in March and had hitting streaks of 19 and 15 games.

Jason Stolz had one of the best defensive seasons by any shortstop in Tiger history. He committed only four errors, including none in the last 34 games, and had a stellar .985 fielding percentage. He played all but 4.2 of the team's innings at shortstop. Stolz added seven homers and led the team with a .310 batting average in ACC regular-season games.

Spencer Kieboom was a stalwart behind the plate, as he did not allow a passed ball all season. At the plate, he only struck out 17 times in 204 at-bats. The two-time Johnny Bench Award Watch List member ended his career averaging one strikeout every 11.65 at-bats, 10th-best in school history.

First-baseman Jon McGibbon totaled five homers and 33 RBIs and reached base safely in 24 consecutive games from April to May. Rightfielder Brad Felder came on strong late in the year to finish with seven homers and 11 steals in his one and only season in the program. Jay Baum, the team's main starter in left field, had 28 walks and five hit-by-pitches against only 19 strikeouts in 54 games.

Joe Costigan was Clemson's top player off the bench. He batted .289 overall, but was 7-for-18 (.389) with a .476 on-base percentage as a pinch-hitter. Tyler Slaton contributed as a pinch-runner, as he came off the bench a team-high 30 times and was 6-6 on steals.

The pitching staff was led by a reliever who was involved in many close wins. Righty Scott Firth won the Stowe Award as Clemson's most valuable pitcher. He had a 4-0 record, a team-high three saves, a team-best 2.09 ERA, and a .229 opponents' batting average in 51.2 innings pitched over a team-high 24 relief appearances. His 2.09 ERA was the best by a Tiger since 1998. During one stretch, he pitched 23.0 scoreless innings in a row.

Righthander Kevin Brady had a 2.54 ERA (seventh-best in the ACC), .235 opponents' batting average, and 62 strikeouts in 63.2 innings pitched despite missing three weeks due to injury. He ended his career with a 3.89 strikeout-to-walk ratio, third-best in Tiger history, and 9.87 strikeout-per-nine-innings-pitched mark, fifth-best in Clemson history.

Righties Kevin Pohle and Dominic Leone tied for the team lead with seven wins apiece. Pohle was 7-4 with a 3.66 ERA in 76.1 innings pitched, while Leone was 7-4 with 66 strikeouts in a team-high 84.0 innings pitched.

Righthander Daniel Gossett came on strong late in the season as Clemson's best pitcher. In 77.0 innings pitched over 19 appearances (10 starts), the freshman was 6-3 with two saves and a team-high 8.7 strikeouts along with a .221 opponents' batting average.

Righties Jonathan Meyer and David Haselden served as key relievers and spot starters. Meyer had a 3.96 ERA and yielded only 18 walks in 63.2 innings pitched over a team-tying-high 24 appearances. Haselden was 4-2 with a 3.78 ERA in 47.2 innings pitched. His 2.36 walks-per-nine-innings-pitched mark in his career was 10th-best in Tiger history.

Righthander Matt Campbell was one of the team's best relievers until he was lost for the season with an arm injury in late April. He had a 2.49 ERA, two saves, and a team-best .211 opponents' batting average along with 29 strikeouts in 25.1 innings pitched.

Righties Mike Kent and Patrick Andrews were two more valuable relievers. Kent had a 3.76 ERA and two saves while giving up only 10 walks in 38.1 innings pitched. Andrews totaled two saves in 20 relief appearances.

Joseph Moorefield was the team's only lefthander that saw significant action. He was effective in retiring lefthanded batters and allowed just one of his 18 inherited baserunners to score.

The Tigers opened the season with a #16 national ranking and won two of three games over UAB at home in the first-ever meetings. The Tigers lost (2-1) their season-opener for the first time since 2004. In the series-finale, Clemson scored five runs in the eighth inning to break a 2-2 tie and held on for a 7-4 win.

The following weekend against Maine at Doug Kingsmore Stadium, the Tigers hit .317 in winning two games. In game-two, Clemson overcame a 4-0 deficit in its 9-5 victory, highlighted by Kieboom's three-run homer in the fifth inning. Clemson overcame a 6-0 deficit in the series-

finale to pull out a 9-6 win. The six-run comeback was Clemson's largest to gain victory since 2008.

Clemson's annual three-game series against rival South Carolina at three different sites was up next. The #2 Gamecocks won the first two games (at Charleston and Columbia). In game-one, Evan Marzilli's diving catch with two outs and the potential tying run on third base in the 11th inning preserved their 3-2 win. Two days later, Wilkerson's walkoff single gave the Tigers a 6-5 win, ending the Gamecocks' 19-game winning streak. Shaffer received the Bob Bradley Award as Clemson's MVP of the series after going 6-for-9 with two homers, four RBIs, six runs, and six walks.

Shaffer tied a school record with three doubles in Clemson's 16-4 victory over Holy Cross, then #6 North Carolina swept the Tigers at Doug Kingsmore Stadium from March 9-11 despite Clemson outhitting the Tar Heels in the series. North Carolina won game-one 4-3 and game-two 6-3 after scoring three runs in the ninth inning. In game-three, the Tar Heels scored three runs in the ninth inning to send the game into extra innings, where they won 6-5 in 11 innings.

After Western Carolina scored seven runs in the fourth inning in its 8-4 win at Cullowhee, NC, the Tigers returned home to sweep Boston College by a combined score of 17-8. The Tiger pitching staff had a 2.67 ERA and Clemson committed just one error in the series.

Clemson then swept Elon in a two-game, midweek series. Wilkerson went 4-for-4 to lead the Tigers to a 6-2 win in Tigertown. The following day, Gossett struck out 10 batters and earned his first career victory in Clemson's 4-2 win at Fluor Field in Greenville. Leggett recorded his 1,200th all-time win, as he became the 15th coach in history to reach that mark as a Division I head coach.

The Tigers suffered a three-game sweep at Virginia from March 23-25, but rebounded for a 10-5 win at #18 Georgia. Shaffer went 3-for-6 with a homer, two doubles, and three RBIs to lead the Tigers' 16-hit attack. The next day, Clemson committed four costly errors in its 8-4 loss to Presbyterian College at Doug Kingsmore Stadium.

The #7 Miami (FL) Hurricanes came to town, as the two teams combined to score only 14 runs in the series. The Tigers won the first two games by identical scores of 3-1 before Miami responded with a 4-2 win in game-three. Shaffer's two-out, two-run double in the seventh inning lifted Clemson to the two-run win in game-two.

Gossett showed why he led the team in strikeouts in Clemson's 11-0 victory over Winthrop on April 3. He allowed just three hits and no walks with 13 strikeouts in 7.0 innings pitched. The 13 strikeouts were the most by a Tiger since 2009. Gossett earned national player-of-the-week honors by **Collegiate Baseball**.

Clemson's up-and-down season continued with a 13-8 loss at home to Western Carolina, who amassed 22 hits. Then over the weekend, the Tigers won all three games at Duke by a combined score of 19-8. McGibbon's leadoff triple in the 11th inning started Clemson's three-run frame in its 4-1 win in game-one. Brittle went 4-for-6 with five RBIs in the Tigers' 11-5 win in game-two. The Tigers capped the sweep with a 4-2 win. Baum's three-run double in the eighth inning gave Clemson a 3-2 lead, while Pohle and Gossett combined to give up just two runs.

Clemson split a pair of midweek games against Furman at Fluor Field and against Georgia at home. McGibbon went 3-for-4 with a homer, double, and five RBIs in the Tigers' 12-5 over the Paladins. The Bulldogs scored six runs in the fifth inning to rally from a five-run deficit and edge the Tigers 8-7.

N.C. State visited Tigertown and came away with two wins. In game-one, Brittle hit a walkoff single in the 12th inning to score Slaton and give Clemson a 7-6 win. The Wolfpack answered with a 3-1 win in game-two and a 6-3 victory in game-three to capture the series.

# 2012 SEASON REVIEW STORY

Four days after Brittle's first walkoff hit as a Tiger, he accomplished the feat again in Clemson's 3-2 win over Charleston Southern. Brittle's walkoff single through the left side on a 1-2 pitch scored Slaton.

The Tigers swept their second road series in a row when they won all three games at Maryland by a combined score of 17-9. Stolz went 6-for-11 (.545) to lead the Tigers, who batted .318 in the series. In the first game, Shaffer's two-out, two-run triple in the ninth inning gave Clemson a 5-3 lead in the Tigers' 5-4 win. Leone and Kent combined to lead Clemson to a 5-3 win in game-two, then the Tigers completed the sweep with a 7-2 win behind five combined runs in the final three innings.

Coastal Carolina rallied for a 10-7 victory at Clemson, then the Tigers travelled to Atlanta to face Georgia Tech in a key three-game series. The Tigers won the final two games and batted .336 in the series, led by Kieboom going 10-for-15 with a homer and seven RBIs.

In game-one, the Yellow Jackets scored three runs in the bottom of the ninth inning after Felder's three-run homer in the top of the ninth inning broke a 2-2 tie. Georgia Tech went on to win 6-5 in 13 innings. However, Clemson responded with wins by scores of 13-7 and 11-8. Kieboom hit a grand slam in game-two, then he went 5-for-5 in the series-clinching win. The Tigers combined for 35 hits in the final two games.

After a week off for final exams, College of Charleston came to town and fell twice in three games. Wilkerson scored on a walkoff wild pitch in the 11th innings in Clemson's 4-3 win in game-one. The Tigers' eight-run seventh inning helped them record a 12-3 win in game-two, but the Cougars defeated Clemson for the first time in 24 all-time meetings with a 4-2 win in the series-finale.

Shaffer's long walkoff homer in the 10th inning lifted Clemson to a 9-8 win over Tennessee Tech after the Tigers rallied from an 8-2 deficit, then top-ranked Florida State came to town. Clemson won two of three games and won its first-ever games over a #1-ranked team in Tigertown.

In game-one, Clemson hit three homers, including Kieboom's three-run homer in the sixth inning that gave the Tigers the lead for good. Firth closed out the game-two victory by a score of 9-7 after a furious Seminole comeback, then Florida State salvaged the series with a 9-5 win behind 16 hits.

Haselden pitched 7.2 strong innings in Clemson's 9-2 victory over Furman, then the Tigers closed the regular season at Wake Forest, where they lost all three games.

The Tigers, who finished third in the ACC Atlantic Division standings and tied for fifth overall with a 16-14 record, were the #5 seed in the ACC Tournament at Greensboro, NC and won one of three games. After falling to #17 Virginia 3-2, Clemson rebounded with another 9-7 win over the Seminoles, its third victory in four games against top-ranked Florida State in 2012. Trailing by a run in the ninth inning, McGibbon laced a three-run walkoff homer to give Clemson a 9-7 win. McGibbon totaled five hits, including two homers and one double, and five RBIs to earn All-ACC Tournament honors.

The Tigers were sent to the Columbia (SC) Regional as the #2 seed. In Clemson's opener against Coastal Carolina, Pohl belted a grand slam in the second inning in the Tigers' 11-3 win. In an epic battle against the host and #2-ranked Gamecocks, LB Dantzer hit a walkoff single in the 12th inning to send South Carolina to a 5-4 win. The Gamecocks rallied from a 4-2 deficit with a run in the eighth inning and another run in the ninth.

Clemson stayed alive with another victory (5-3) over the Chanticleers. Stolz tied a Clemson NCAA Tournament record with two homers, while Leone pitched 7.0 strong innings to earn the win. However, the Gamecocks eliminated the Tigers with a 4-3 win to capture the regional title. In the 300th all-time meeting between the rivals, the Tigers rallied from a 4-0 deficit. But Felder's deep flyball

with a runner on first base was caught to end the game. Felder, Kieboom, and Pohl all earned Columbia Regional All-Tournament honors.

Tiger fans continued their strong support, as 145,388 fans attended the 33 home dates. The 4,406 fans per date was the eighth-highest average in the nation and second-highest in the ACC.

Seven Tigers were chosen in the Major League draft. The Tampa Bay Rays drafted Shaffer in the first round with the #25 overall pick, while the Washington Nationals picked Kieboom in the fifth round. Brady, Leone, Stolz, Pohl, and Firth were also selected later in the draft. The seven selections tied for eighth-most in the nation and tied for most by an ACC team.

# CLEMSON'S ACC TOURNAMENT RESULTS

Year	Site	W-L	Score	Opponent
1973	Chapel Hill, NC	W	10-6	Wake Forest
	Chapel Hill, NC	W	3-1	Virginia
	Chapel Hill, NC	L	4-8	N.C. State
	Chapel Hill, NC	L <sup>(10)</sup>	2-3	N.C. State
1974	Raleigh, NC	W	6-4	North Carolina
	Raleigh, NC	L	2-3	Virginia
	Raleigh, NC	W	9-6	Virginia
	Raleigh, NC	W	12-5	N.C. State
	Raleigh, NC	L	6-8	N.C. State
	Raleigh, NC	L	2-7	North Carolina
1975	Chapel Hill, NC	W	15-1	Wake Forest
	Chapel Hill, NC	W	7-6	North Carolina
	Chapel Hill, NC	L	2-3	N.C. State
	Chapel Hill, NC	L	2-3	N.C. State
1976	Clemson, SC	W	2-0	Wake Forest
	Clemson, SC	W	2-1	Maryland
	Clemson, SC	W	3-2	Maryland
	Clemson, SC	W	3-2	Maryland
1977	Clemson, SC	W	10-3	N.C. State
	Clemson, SC	L	4-5	Wake Forest
	Clemson, SC	W	14-6	N.C. State
	Clemson, SC	L	9-22	Wake Forest
1978	Clemson, SC	W	12-1	N.C. State
	Clemson, SC	W	13-0	Duke
	Clemson, SC	W	7-2	Wake Forest
	Clemson, SC	W	7-2	Wake Forest
1980	Raleigh, NC	W	4-0	Wake Forest
	Raleigh, NC	W	9-4	Maryland
	Raleigh, NC	W	5-4	N.C. State
	Raleigh, NC	W	12-3	North Carolina
	Raleigh, NC	W	12-3	North Carolina
	Raleigh, NC	W	12-3	North Carolina
1981	Chapel Hill, NC	W <sup>(10)</sup>	7-6	Georgia Tech
	Chapel Hill, NC	L	0-1	Duke
	Chapel Hill, NC	W <sup>(10)</sup>	6-5	Wake Forest
	Chapel Hill, NC	W	7-4	North Carolina
	Chapel Hill, NC	W	9-2	Duke
	Chapel Hill, NC	W	7-5	North Carolina
1982	Chapel Hill, NC	W	10-9	Duke
	Chapel Hill, NC	W	16-2	Georgia Tech
	Chapel Hill, NC	L	4-6	Virginia
	Chapel Hill, NC	L	0-3	North Carolina
	Chapel Hill, NC	W	12-5	Virginia
	Chapel Hill, NC	W	8-1	N.C. State
1983	Chapel Hill, NC	L	5-6	North Carolina
	Chapel Hill, NC	W	14-7	Duke
	Chapel Hill, NC	W	5-2	North Carolina
	Chapel Hill, NC	L	1-10	North Carolina
	Chapel Hill, NC	L	5-8	Duke
	Chapel Hill, NC	W	7-6	Virginia
1984	Durham, NC	W	12-1	Maryland
	Durham, NC	L	6-7	North Carolina
	Durham, NC	L	6-7	North Carolina
	Durham, NC	L	6-7	North Carolina
	Durham, NC	L	6-7	North Carolina
	Durham, NC	L	6-7	North Carolina
1985	Atlanta, GA	W	17-12	North Carolina
	Atlanta, GA	W	3-2	North Carolina
	Atlanta, GA	L	9-12	Georgia Tech
	Atlanta, GA	W	10-8	Georgia Tech
	Atlanta, GA	L	5-7	Georgia Tech
	Atlanta, GA	L	5-7	Georgia Tech
1986	Durham, NC	W <sup>(14)</sup>	6-5	Wake Forest
	Durham, NC	L	5-16	Georgia Tech
	Durham, NC	W <sup>(10)</sup>	7-2	Maryland
	Durham, NC	L	4-6	N.C. State
	Durham, NC	L	4-6	N.C. State
	Durham, NC	L	4-6	N.C. State
1987	Greenville, SC	W	11-4	Wake Forest
	Greenville, SC	W	9-4	North Carolina
	Greenville, SC	W	8-0	N.C. State
	Greenville, SC	L	1-7	Georgia Tech
	Greenville, SC	L	7-11	N.C. State
	Greenville, SC	L	7-11	N.C. State
1988	Greenville, SC	W	9-1	Duke
	Greenville, SC	L	0-1	North Carolina
	Greenville, SC	W	9-0	Maryland
	Greenville, SC	W	5-4	North Carolina
	Greenville, SC	L	6-7	North Carolina
	Greenville, SC	L	6-7	North Carolina
1989	Greenville, SC	W	8-0	Maryland
	Greenville, SC	W	9-3	Georgia Tech
	Greenville, SC	W	5-4	North Carolina
	Greenville, SC	W	9-2	N.C. State
	Greenville, SC	W	12-4	North Carolina
	Greenville, SC	W	12-4	North Carolina
1990	Greenville, SC	W	13-3	Duke
	Greenville, SC	W	7-3	Virginia
	Greenville, SC	L	1-3	North Carolina
	Greenville, SC	L	5-6	N.C. State
	Greenville, SC	L	5-6	N.C. State
	Greenville, SC	L	5-6	N.C. State
1991	Greenville, SC	W	13-1	Maryland
	Greenville, SC	W	7-2	Wake Forest
	Greenville, SC	W	6-5	Georgia Tech
	Greenville, SC	W <sup>(11)</sup>	7-4	Virginia
	Greenville, SC	W	24-8	Georgia Tech
	Greenville, SC	W	24-8	Georgia Tech

## RECORDS BY SITE & OPPONENT

Site	Years	W-L	Runs	Titles
Atlanta, GA	1	3-2	44-41	0
Clemson, SC	3	8-2	76-42	2
Chapel Hill, NC	5	17-9	168-111	1
Durham, NC	7	10-13	123-133	0
Fort Mill, SC	2	4-4	55-49	0
Greensboro, NC	2	2-4	37-40	0
Greenville, SC	9	35-12	349-196	4
Jacksonville, FL	4	9-6	89-73	1
Raleigh, NC	2	7-2	65-37	1
Saint Petersburg, FL	2	6-4	58-56	0
Salem, VA	2	2-4	37-41	0
<b>Totals</b>	<b>39</b>	<b>103-62</b>	<b>1101-819</b>	<b>9</b>

Team	W-L	Runs
Boston College	0-0	0-0
Duke	8-4	91-51
Florida State	9-11	97-104
Georgia Tech	16-10	208-160
Maryland	12-0	104-30
Miami (FL)	2-1	15-12
North Carolina	16-11	138-129
N.C. State	18-11	218-154
Virginia	10-8	102-87
Virginia Tech	0-1	8-9
Wake Forest	12-5	120-83
<b>Totals</b>	<b>103-62</b>	<b>1101-819</b>

1992	Greenville, SC	W <sup>(10)</sup>	3-2	Virginia
	Greenville, SC	W	5-2	Florida State
	Greenville, SC	L	1-11	N.C. State
	Greenville, SC	W	5-4	Georgia Tech
	Greenville, SC	W	11-0	Florida State
	Greenville, SC	L	3-7	N.C. State
1993	Greenville, SC	W	4-2	Duke
	Greenville, SC	W	6-1	Florida State
	Greenville, SC	W	9-8	Georgia Tech
	Greenville, SC	W	7-4	North Carolina
	Greenville, SC	L	5-7	Florida State
	Greenville, SC	W	11-7	N.C. State
1994	Greenville, SC	W	7-1	N.C. State
	Greenville, SC	W	17-5	N.C. State
	Greenville, SC	W	9-6	Georgia Tech
	Greenville, SC	L	4-10	Florida State
	Greenville, SC	W	4-1	Florida State
1995	Greenville, SC	W	10-0	Maryland
	Greenville, SC	W	6-4	North Carolina
	Greenville, SC	W	11-0	Florida State
	Greenville, SC	W	16-7	N.C. State
	Greenville, SC	L	2-12	Florida State
	Greenville, SC	L	2-8	Florida State
1996	Chapel Hill, NC	W	6-1	Duke
	Chapel Hill, NC	W	6-1	Georgia Tech
	Durham, NC	L	2-4	Virginia
	Durham, NC	L	1-2	Florida State
1997	Saint Petersburg, FL	W	8-6	Wake Forest
	Saint Petersburg, FL	W	7-4	Georgia Tech
	Saint Petersburg, FL	L	4-8	Florida State
	Saint Petersburg, FL	W <sup>(10)</sup>	11-6	N.C. State
	Saint Petersburg, FL	L	0-10	Florida State
1998	Durham, NC	L	1-4	North Carolina
	Durham, NC	L	6-10	Georgia Tech
1999	Durham, NC	W	7-6	N.C. State
	Durham, NC	L	3-6	Wake Forest
	Durham, NC	W	7-6	Maryland
	Durham, NC	W	8-7	Florida State
	Durham, NC	L	5-9	Wake Forest
2000	Fort Mill, SC	W	9-5	Virginia
	Fort Mill, SC	W	8-4	Florida State
	Fort Mill, SC	L	8-9	Georgia Tech
	Fort Mill, SC	W	12-5	Virginia
	Fort Mill, SC	L	4-8	Georgia Tech
2001	Fort Mill, SC	L	3-7	Virginia
	Fort Mill, SC	W	7-6	North Carolina
	Fort Mill, SC	L	4-5	Florida State
2002	Saint Petersburg, FL	W	10-0	Georgia Tech
	Saint Petersburg, FL	L	4-9	Florida State
	Saint Petersburg, FL	W	5-3	N.C. State
	Saint Petersburg, FL	W	8-6	Wake Forest
	Saint Petersburg, FL	L	1-4	Florida State
2003	Salem, VA	L	2-10	North Carolina
	Salem, VA	L	4-7	Duke
2004	Salem, VA	W	7-6	North Carolina
	Salem, VA	L <sup>(13)</sup>	7-11	Georgia Tech
	Salem, VA	W	12-1	N.C. State
	Salem, VA	L	5-6	North Carolina
2005	Jacksonville, FL	L	1-8	Virginia
	Jacksonville, FL	W	9-1	Miami (FL)
	Jacksonville, FL	W	5-4	N.C. State
	Jacksonville, FL	L	4-5	Virginia
2006	Jacksonville, FL	W <sup>(7)</sup>	13-1	Wake Forest
	Jacksonville, FL	W	3-2	Georgia Tech
	Jacksonville, FL	L <sup>(10)</sup>	7-8	Georgia Tech
	Jacksonville, FL	W	16-11	Georgia Tech
	Jacksonville, FL	W	8-4	N.C. State

2007	Jacksonville, FL	W <sup>(13)</sup>	5-4	Miami (FL)
	Jacksonville, FL	L	2-3	Wake Forest
	Jacksonville, FL	W	5-1	Florida State
2008	Jacksonville, FL	L	1-7	Miami (FL)
	Jacksonville, FL	L <sup>(7)</sup>	0-10	N.C. State
	Jacksonville, FL	W	10-4	Georgia Tech
2009	Durham, NC	L	5-6	Virginia
	Durham, NC	L	4-10	Duke
	Durham, NC	W <sup>(11)</sup>	4-3	North Carolina
2010	Greensboro, NC	L	8-13	N.C. State
	Greensboro, NC	L	8-9	Virginia Tech
	Greensboro, NC	W	9-3	Georgia Tech
2011	Durham, NC	W	9-0	Georgia Tech
	Durham, NC	L	3-6	Florida State
	Durham, NC	W	6-3	N.C. State
2012	Greensboro, NC	L	2-3	Virginia
	Greensboro, NC	W	9-7	Florida State
	Greensboro, NC	L	1-5	Georgia Tech
<b>Totals</b>			<b>103-62 (.624)</b>	<b>39 Tournaments</b>

Note: Championship-clinching wins in **bold**.



# CLEMSON'S NCAA TOURNAMENT RESULTS

Year	Site	W-L	Score	Opponent
1947	Charlotte, NC	L	2-8	Alabama
	Charlotte, NC	W	8-3	Auburn
	Charlotte, NC	W	1-0	Alabama
	<b>Charlotte, NC</b>	<b>W</b>	<b>4-1</b>	<b>Alabama</b>
	New Haven, CT	L	3-7	Yale
1950	Kannapolis, NC	L	1-6	Alabama
	Kannapolis, NC	L	2-4	Kentucky
1958	Gastonia, NC	L	6-8	Florida
	Gastonia, NC	W	4-2	George Washington
	Gastonia, NC	W <sup>(10)</sup>	8-5	Florida State
	Gastonia, NC	W	15-14	Florida
	<b>Gastonia, NC</b>	<b>W</b>	<b>3-1</b>	<b>Florida</b>
	* Omaha, NE	W	3-1	Arizona
	* Omaha, NE	L	4-17	Holy Cross
	* Omaha, NE	L	3-5	Western Michigan
1959	Gastonia, NC	W	9-6	Georgia Tech
	Gastonia, NC	W	24-2	Florida State
	<b>Gastonia, NC</b>	<b>W</b>	<b>5-0</b>	<b>Florida State</b>
	* Omaha, NE	L <sup>(12)</sup>	2-3	Arizona
	* Omaha, NE	W	7-1	Colorado State
	* Omaha, NE	L	0-7	Penn State
1967	Gastonia, NC	L	3-5	Florida State
	Gastonia, NC	W	5-0	West Virginia
	Gastonia, NC	W	6-4	Florida State
	Gastonia, NC	W	3-2	Auburn
	Gastonia, NC	L <sup>(13)</sup>	5-6	Auburn
1975	Ypsilanti, MI	L	3-5	Eastern Michigan
	Ypsilanti, MI	L	4-5	Penn State
1976	Columbia, SC	W	13-2	Furman
	Columbia, SC	W	10-4	South Carolina
	<b>Columbia, SC</b>	<b>W</b>	<b>6-2</b>	<b>Furman</b>
	* Omaha, NE	W	9-4	Auburn
	* Omaha, NE	L <sup>(10)</sup>	2-3	Eastern Michigan
	* Omaha, NE	L	6-10	Arizona
1977	Coral Gables, FL	W	8-7	Mississippi
	Coral Gables, FL	W	7-2	Miami (FL)
	Coral Gables, FL	L	3-10	Miami (FL)
	<b>Coral Gables, FL</b>	<b>W</b>	<b>10-9</b>	<b>Miami (FL)</b>
	* Omaha, NE	L	7-10	Arizona State
	* Omaha, NE	W	13-4	Temple
	* Omaha, NE	L	0-1	Cal State Los Angeles
1978	Coral Gables, FL	W	8-5	Miami (FL)
	Coral Gables, FL	L	3-9	Marshall
	Coral Gables, FL	L	5-7	Miami (FL)
1979	Coral Gables, FL	W	8-4	Georgia Southern
	Coral Gables, FL	L	1-2	Miami (FL)
	Coral Gables, FL	W	2-0	Georgia Southern
	Coral Gables, FL	L	1-4	Miami (FL)
1980	Clemson, SC	W	22-4	East Tennessee State
	Clemson, SC	W	6-2	South Carolina
	<b>Clemson, SC</b>	<b>W</b>	<b>17-12</b>	<b>South Carolina</b>
	* Omaha, NE	L	5-13	Miami (FL)
	* Omaha, NE	L	4-6	California
1981	Clemson, SC	L	2-7	Wichita State
	Clemson, SC	L	1-2	East Tennessee State
1987	Huntsville, AL	W	8-0	West Virginia
	Huntsville, AL	W	6-3	Seton Hall
	Huntsville, AL	L	5-6	Arkansas
	Huntsville, AL	W	6-3	Auburn
	Huntsville, AL	L	2-4	Arkansas
1988	New Britain, CT	W <sup>(19)</sup>	3-2	Fordham
	New Britain, CT	L	1-6	Rutgers
	New Britain, CT	W	11-1	Saint John's
	New Britain, CT	L	7-8	Kentucky
1989	Tallahassee, FL	W	6-2	Stetson
	Tallahassee, FL	L	7-14	Auburn
	Tallahassee, FL	W	13-5	Stetson
	Tallahassee, FL	W	11-1	Auburn
	Tallahassee, FL	L	1-8	Florida State
1990	Austin, TX	L	6-9	Creighton
	Austin, TX	W	8-5	Texas-Arlington
	Austin, TX	L	3-4	Creighton
1991	Orono, ME	W	13-5	Princeton
	Orono, ME	W	8-3	Villanova
	Orono, ME	W	10-9	Mississippi State
	<b>Orono, ME</b>	<b>W</b>	<b>13-5</b>	<b>Maine</b>
	* Omaha, NE	L	4-8	Creighton
	* Omaha, NE	L	11-12	Long Beach State
1992	Starkville, MS	W	8-4	Yale
	Starkville, MS	L	5-6	UCLA
	Starkville, MS	L	6-7	Oklahoma

1993	Knoxville, TN	W	7-3	Rutgers
	Knoxville, TN	W	10-3	Fresno State
	Knoxville, TN	L	4-11	Fresno State
	Knoxville, TN	L	1-9	Kansas
1994	Clemson, SC	W	5-1	The Citadel
	Clemson, SC	L	1-8	Notre Dame
	Clemson, SC	W	6-1	Old Dominion
	Clemson, SC	L	5-11	Auburn
1995	Clemson, SC	W	8-4	Navy
	Clemson, SC	W	11-5	Jacksonville
	Clemson, SC	W	9-5	Winthrop
	<b>Clemson, SC</b>	<b>W</b>	<b>7-4</b>	<b>Alabama</b>
	* Omaha, NE	L	1-3	Tennessee
	* Omaha, NE	L	3-8	Stanford
1996	Clemson, SC	W	9-1	Charleston Southern
	Clemson, SC	W	5-1	Old Dominion
	Clemson, SC	W	6-3	West Virginia
	<b>Clemson, SC</b>	<b>W</b>	<b>12-5</b>	<b>Tennessee</b>
	* Omaha, NE	L	3-7	Miami (FL)
	* Omaha, NE	W <sup>(10)</sup>	8-5	Oklahoma State
	* Omaha, NE	W	14-13	Alabama
	* Omaha, NE	L	5-14	Miami (FL)
1997	Lubbock, TX	W	13-9	Nevada
	Lubbock, TX	L	6-10	Rice
	Lubbock, TX	L	7-12	Texas State
1998	Clemson, SC	W	12-3	The Citadel
	Clemson, SC	L <sup>(16)</sup>	1-2	South Alabama
	Clemson, SC	L	5-8	Southern California
1999	Fayetteville, AR	L	5-23	Missouri State
	Fayetteville, AR	W	17-3	Delaware
	Fayetteville, AR	W	12-4	Arkansas
	Fayetteville, AR	W	8-7	Missouri State
	<b>Fayetteville, AR</b>	<b>W</b>	<b>7-5</b>	<b>Missouri State</b>
	College Station, TX	L	3-20	Texas A&M
	College Station, TX	W	10-3	Texas A&M
	College Station, TX	L	4-5	Texas A&M
2000	Clemson, SC	W	4-0	Middle Tennessee
	Clemson, SC	W	9-3	Illinois
	<b>Clemson, SC</b>	<b>W</b>	<b>21-3</b>	<b>Middle Tennessee</b>
	Clemson, SC	W	11-4	Mississippi State
	<b>Clemson, SC</b>	<b>W</b>	<b>9-4</b>	<b>Mississippi State</b>
	* Omaha, NE	W	10-6	San Jose State
	* Omaha, NE	L	4-10	Stanford
	* Omaha, NE	L	4-5	Louisiana-Lafayette
2001	Clemson, SC	W	4-1	William & Mary
	Clemson, SC	W	24-4	Seton Hall
	<b>Clemson, SC</b>	<b>W</b>	<b>8-2</b>	<b>Seton Hall</b>
	Coral Gables, FL	L	8-10	Miami (FL)
	Coral Gables, FL	L	6-14	Miami (FL)
2002	Clemson, SC	W	15-1	Georgia Southern
	Clemson, SC	W	4-2	East Carolina
	<b>Clemson, SC</b>	<b>W</b>	<b>21-1</b>	<b>East Carolina</b>
	Clemson, SC	L	6-9	Arkansas
	Clemson, SC	W	8-7	Arkansas
	<b>Clemson, SC</b>	<b>W</b>	<b>7-4</b>	<b>Arkansas</b>
	* Omaha, NE	W	11-10	Nebraska
	* Omaha, NE	W	9-7	Georgia Tech
	* Omaha, NE	L	4-12	South Carolina
	* Omaha, NE	L	2-10	South Carolina
2003	Auburn, AL	L	8-10	Ohio State
	Auburn, AL	W <sup>(10)</sup>	7-6	Princeton
	Auburn, AL	L	0-15	Auburn
2004	Athens, GA	W	10-6	Birmingham-Southern
	Athens, GA	L	3-6	Georgia
	Athens, GA	W	5-4	Birmingham-Southern
	Athens, GA	W	10-9	Georgia
	Athens, GA	L <sup>(10)</sup>	6-7	Georgia
2005	Clemson, SC	W	12-2	North Carolina A&T
	Clemson, SC	W	6-0	College of Charleston
	<b>Clemson, SC</b>	<b>W</b>	<b>8-3</b>	<b>Oral Roberts</b>
	Waco, TX	W	4-2	Baylor
	Waco, TX	L	1-7	Baylor
	Waco, TX	L	1-6	Baylor
2006	Clemson, SC	W	3-0	North Carolina-Asheville
	Clemson, SC	W	13-3	Elon
	<b>Clemson, SC</b>	<b>W</b>	<b>8-6</b>	<b>Mississippi State</b>
	Clemson, SC	W	11-8	Oral Roberts
	<b>Clemson, SC</b>	<b>W</b>	<b>6-5</b>	<b>Oral Roberts</b>
	* Omaha, NE	W	8-4	Georgia Tech
	* Omaha, NE	L	0-2	North Carolina
	* Omaha, NE	L	6-7	Cal State Fullerton

## NCAA TOURNAMENT RECORDS

### NCAA Tournament Appearances

Rk	Team	App.
1.	Texas	55
2.	Florida State	50
3.	Miami (FL)	41
4.	Oklahoma State	38
<b>5.</b>	<b>Clemson</b>	<b>37</b>
6.	Southern California	36
7.	Arizona State	35
8.	Cal State Fullerton	34
	Oklahoma	34
	Saint John's	34

### Consecutive NCAA Tournament Appearances

Rk	Team	App.	Years
1.	Miami (FL)	40	1973-12
2.	Florida State	35	1978-12
<b>3.</b>	<b>Clemson</b>	<b>21</b>	<b>1987-07</b>
	Cal State Fullerton	21	1992-12
5.	Oklahoma State	19	1981-99
6.	Rice	18	1995-12
	Texas	18	1979-96
8.	Louisiana State	17	1989-05
9.	Northern Colorado	15	1952-66
	Oral Roberts	15	1998-12

### College World Series Appearances

Rk	Team	App.
1.	Texas	34
2.	Miami (FL)	23
3.	Arizona State	22
4.	Florida State	21
	Southern California	21
6.	Oklahoma State	19
7.	Arizona	16
	Cal State Fullerton	16
	Stanford	16
10.	Louisiana State	15
<b>11.</b>	<b>Clemson</b>	<b>12</b>
12.	South Carolina	11
13.	Northern Colorado	10
	Oklahoma	10

2007	Myrtle Beach, SC	W	3-2	Saint John's
	Myrtle Beach, SC	W	11-8	Coastal Carolina
	<b>Myrtle Beach, SC</b>	<b>W</b>	<b>15-3</b>	<b>Coastal Carolina</b>
	Starkville, MS	L	6-8	Mississippi State
	Starkville, MS	L	5-8	Mississippi State
2009	Clemson, SC	W	5-4	Tennessee Tech
	Clemson, SC	L	2-3	Oklahoma State
	Clemson, SC	W	10-0	Tennessee Tech
	Clemson, SC	W	15-1	Oklahoma State
	<b>Clemson, SC</b>	<b>W</b>	<b>6-5</b>	<b>Oklahoma State</b>
	Tempe, AZ	L	4-7	Arizona State
	Tempe, AZ	L	2-8	Arizona State
2010	Auburn, AL	W	10-1	Southern Mississippi
	Auburn, AL	W	5-2	Auburn
	Auburn, AL	L	10-11	Auburn
	<b>Auburn, AL</b>	<b>W</b>	<b>13-7</b>	<b>Auburn</b>
	Clemson, SC	L	4-5	Alabama
	Clemson, SC	W	19-5	Alabama
	<b>Clemson, SC</b>	<b>W</b>	<b>8-6</b>	<b>Alabama</b>
	* Omaha, NE	W	6-3	Arizona State
	* Omaha, NE	W	6-4	Oklahoma
	* Omaha, NE	L	1-5	South Carolina
	* Omaha, NE	L	3-4	South Carolina
2011	Clemson, SC	W	11-1	Sacred Heart
	Clemson, SC	W	12-7	Coastal Carolina
	Clemson, SC	L	6-7	Connecticut
	Clemson, SC	L	1-14	Connecticut
2012	Columbia, SC	W	11-3	Coastal Carolina
	Columbia, SC	L <sup>(12)</sup>	4-5	South Carolina
	Columbia, SC	W	5-3	Coastal Carolina
	Columbia, SC	L	3-4	South Carolina

**Totals** **112-81 (.580)** **37 Tournaments**  
 \* - College World Series; Note: Championship-clinching wins in **bold**.

# 2012 CLEMSON OVERALL STATS

Record: 35-28 Home: 21-14 Away: 9-11 Neutral: 5-3 ACC: 16-14

Player	avg	gp-gs	ab	r	h	2b	3b	hr	rbi	tb	slg%	bb	hp	so	gdp	ob%	sf	sh	sb-att	po	a	e	fld%
8 Richie Shaffer	.336	63-63	232	49	78	21	2	10	46	133	.573	63	3	53	2	.480	2	0	8-10	51	115	11	.938
4 Thomas Brittle	.298	58-56	228	43	68	9	8	2	36	99	.434	22	11	32	0	.384	2	2	15-18	159	9	2	.988
17 Steve Wilkerson	.295	59-59	258	49	76	13	3	1	31	98	.380	22	3	39	3	.353	3	4	10-12	109	154	18	.936
9 Phil Pohl	.286	63-63	255	30	73	11	0	9	58	111	.435	18	12	44	7	.355	5	1	2-5	154	10	3	.982
2 Jason Stolz	.270	63-63	237	36	64	11	0	7	26	96	.405	19	3	46	0	.331	1	7	5-9	72	190	4	.985
3 Brad Felder	.263	54-45	175	32	46	8	0	7	26	75	.429	19	2	40	3	.338	2	1	11-12	87	6	4	.959
22 Spencer Kieboom	.250	58-56	204	25	51	7	0	3	33	67	.328	19	2	17	6	.314	4	5	0-0	357	46	3	.993
12 Jon McGibbon	.233	59-57	215	29	50	8	1	5	33	75	.349	27	2	44	3	.317	5	4	0-1	506	39	10	.982
13 Jay Baum	.220	54-45	159	24	35	4	1	0	11	41	.258	28	5	19	4	.354	0	4	7-10	88	19	3	.973
-----																							
5 Joe Costigan	.289	30-8	45	5	13	4	0	0	7	17	.378	5	2	9	1	.377	1	0	0-0	6	0	0	1.000
10 Mike Dunster	.233	19-6	30	2	7	2	0	0	4	9	.300	4	0	10	1	.324	0	1	0-0	1	3	0	1.000
30 Garrett Boulware	.214	28-17	56	7	12	2	0	0	2	14	.250	5	4	14	0	.323	0	1	2-2	32	2	1	.971
18 Tyler Slaton	.189	47-17	53	15	10	1	0	0	7	11	.208	12	2	17	0	.353	1	1	6-6	40	3	0	1.000
1 Dominic Attanasio	.183	29-12	60	11	11	1	0	0	6	12	.200	5	1	13	1	.258	0	0	2-3	18	1	1	.950
32 Andrew Cleveland	.000	2-0	1	0	0	0	0	0	0	0	.000	0	0	1	0	.000	0	0	0-0	0	0	0	.000
37 Kevin Caughman	.000	3-0	1	0	0	0	0	0	0	0	.000	2	0	1	0	.667	0	0	0-0	0	0	0	.000
Totals	.269	63	2209	357	594	102	15	44	326	858	.388	270	52	399	31	.358	26	31	68-88	1726	683	66	.973
Opponents	.269	63	2186	289	588	106	12	35	261	823	.376	248	53	460	46	.354	26	45	49-64	1694	613	86	.964

LOB - Team (538), Opp (543). DPs turned - Team (62), Opp (41). CI - Team (0), Opp (1).

## (All games Sorted by Earned run avg)

Player	era	w-l	app	gs	cg	sho	sv	ip	h	r	er	bb	so	2b	3b	hr	b/avg	wp	hp	bk	sfa	sha
19 Kevin Brady	2.54	1-3	14	11	0	0/0	0	63.2	54	22	18	24	62	6	1	5	.235	6	5	3	5	1
21 Kevin Pohle	3.66	7-4	16	14	0	0/0	0	76.1	80	43	31	32	40	24	3	4	.277	3	3	1	2	10
28 Jonathan Meyer	3.96	2-5	24	6	0	0/0	1	63.2	79	33	28	18	38	14	2	3	.310	2	4	0	4	6
23 Daniel Gossett	4.32	6-3	19	10	0	0/1	2	77.0	62	37	37	39	87	9	0	4	.221	9	6	0	1	5
6 Dominic Leone	5.25	7-4	16	16	0	0/0	0	84.0	90	52	49	41	66	12	1	10	.288	4	7	3	2	10
-----																						
27 Kyle Bailey	0.00	0-0	2	0	0	0/0	0	1.0	2	0	0	1	1	0	0	0	.333	0	0	0	0	0
20 Scott Firth	2.09	4-0	24	0	0	0/0	3	51.2	44	15	12	33	44	9	1	2	.229	5	5	0	5	3
36 Matt Campbell	2.49	1-2	13	0	0	0/0	2	25.1	19	8	7	11	29	2	1	1	.211	2	2	0	1	3
15 Mike Kent	3.76	1-2	21	1	0	0/0	2	38.1	42	20	16	10	21	9	1	2	.276	4	5	0	2	2
29 David Haselden	3.78	4-2	18	5	0	0/1	1	47.2	61	23	20	20	33	12	1	2	.316	5	6	0	2	2
43 Patrick Andrews	5.52	2-3	20	0	0	0/0	2	29.1	29	22	18	15	25	6	0	1	.264	7	3	0	2	0
51 Joseph Moorefield	6.23	0-0	19	0	0	0/1	0	8.2	13	7	6	2	11	2	0	1	.333	0	2	0	0	1
42 Clay Bates	7.27	0-0	9	0	0	0/0	0	8.2	13	7	7	2	3	1	1	0	.351	1	5	1	0	2
Totals	3.90	35-28	63	63	0	1/1	13	575.1	588	289	249	248	460	106	12	35	.269	48	53	8	26	45
Opponents	5.08	28-35	63	63	1	1/1	19	564.2	594	357	319	270	399	102	15	44	.269	52	52	8	26	31

PB - Team (2), POHL 2, Opp (9). Pickoffs - Team (7), LEONE 3, S. KIEBOOM 2, GOSSETT 1, FIRTH 1, Opp (12).

# 2012 CLEMSON ACC REGULAR-SEASON STATS

Record: 16-14 Home: 8-7 Away: 8-7 ACC: 16-14

Player	avg	gp-gs	ab	r	h	2b	3b	hr	rbi	tb	slg%	bb	hp	so	gdp	ob%	sf	sh	sb-att	po	a	e	fld%
2 Jason Stolz	.310	30-30	113	14	35	8	0	4	15	55	.487	8	2	24	0	.363	1	5	0-2	41	86	1	.992
4 Thomas Brittle	.305	29-27	118	16	36	5	5	1	17	54	.458	6	3	14	0	.352	1	0	6-7	82	2	0	1.000
8 Richie Shaffer	.301	30-30	113	13	34	7	2	1	16	48	.425	26	0	28	0	.426	2	0	5-7	22	49	6	.922
22 Spencer Kieboom	.299	30-29	107	16	32	3	0	2	16	41	.383	9	0	13	2	.347	2	2	0-0	174	22	2	.990
9 Phil Pohl	.263	30-30	118	9	31	5	0	3	21	45	.381	10	5	25	3	.341	2	1	1-2	54	3	2	.966
17 Steve Wilkerson	.260	30-30	131	20	34	6	1	0	12	42	.321	11	2	23	2	.324	1	2	5-5	60	84	7	.954
12 Jon McGibbon	.204	28-27	103	12	21	3	1	0	8	26	.252	12	1	23	3	.291	1	1	0-0	227	18	7	.972
13 Jay Baum	.177	24-21	79	13	14	3	0	0	5	17	.215	13	0	13	2	.293	0	1	3-4	47	1	0	1.000
-----																							
3 Brad Felder	.276	23-20	76	17	21	6	0	5	14	42	.553	8	0	16	2	.341	1	0	3-3	49	3	1	.981
5 Joe Costigan	.250	11-5	20	1	5	1	0	0	3	6	.300	1	1	5	1	.318	0	0	0-0	4	0	0	1.000
30 Garrett Boulware	.250	9-5	16	1	4	1	0	0	1	5	.313	1	0	4	0	.294	0	1	0-0	9	0	0	1.000
18 Tyler Slaton	.238	22-7	21	5	5	1	0	0	4	6	.286	3	2	5	0	.385	0	0	4-4	18	2	0	1.000
1 Dominic Attanasio	.167	11-7	30	6	5	1	0	0	3	6	.200	4	1	7	1	.286	0	0	2-3	15	0	1	.938
10 Mike Dunster	.000	6-2	9	0	0	0	0	0	0	0	.000	2	0	4	0	.182	0	0	0-0	0	0	0	.000
Totals	.263	30	1054	143	277	50	9	16	135	393	.373	114	17	204	16	.341	11	13	29-37	822	316	28	.976
Opponents	.255	30	1005	131	256	46	10	17	123	373	.371	134	18	199	25	.347	18	18	30-37	820	311	32	.972

LOB - Team (247), Opp (240). DPs turned - Team (35), Opp (22). CI - Team (0), Opp (1).

## (ACC Regular-Season Games Sorted by Earned run avg)

Player	era	w-l	app	gs	cg	sho	sv	ip	h	r	er	bb	so	2b	3b	hr	b/avg	wp	hp	bk	sfa	sha
19 Kevin Brady	3.14	1-2	9	8	0	0/0	0	43.0	36	17	15	18	41	2	1	4	.234	5	4	2	4	0
21 Kevin Pohle	4.47	3-3	10	10	0	0/0	0	50.1	52	30	25	23	21	14	3	2	.277	2	2	1	1	7
6 Dominic Leone	5.01	4-3	10	10	0	0/0	0	55.2	61	33	31	27	42	6	1	6	.288	3	2	3	1	5
-----																						
29 David Haselden	0.00	0-0	4	0	0	0/0	0	6.2	4	0	0	3	4	1	0	0	.182	3	0	0	1	0
42 Clay Bates	0.00	0-0	1	0	0	0/0	0	0.1	0	0	0	1	0	0	0	0	.000	0	1	0	0	0
27 Kyle Bailey	0.00	0-0	1	0	0	0/0	0	0.0	0	0	0	1	0	0	0	0		0	0	0	0	0
36 Matt Campbell	2.13	1-1	7	0	0	0/0	1	12.2	7	4	3	9	18	1	1	1	.159	2	1	0	0	1
20 Scott Firth	3.12	3-0	12	0	0	0/0	2	26.0	23	11	9	21	20	6	1	1	.250	4	2	0	5	2
43 Patrick Andrews	3.31	0-0	8	0	0	0/0	2	16.1	12	6	6	8	6	3	0	0	.222	2	1	0	2	0
15 Mike Kent	3.57	1-1	8	0	0	0/0	1	17.2	15	7	7	6	8	3	1	0	.242	0	2	0	1	1
28 Jonathan Meyer	3.91	1-2	10	1	0	0/0	1	25.1	29	12	11	6	18	6	2	1	.287	0	1	0	3	2
23 Daniel Gossett	4.34	2-2	5	1	0	0/0	1	18.2	15	9	9	11	19	3	0	2	.217	2	1	0	0	0
51 Joseph Moorefield	13.50	0-0	6	0	0	0/0	0	1.1	2	2	2	0	2	1	0	0	.333	0	1	0	0	0
Totals	3.88	16-14	30	30	0	0/0	8	274.0	256	131	118	134	199	46	10	17	.255	23	18	6	18	18
Opponents	4.21	14-16	30	30	1	1/1	8	273.1	277	143	128	114	204	50	9	16	.263	20	17	4	11	13

PB - Team (1), POHL 1, Opp (5). Pickoffs - Team (6), LEONE 2, S. KIEBOOM 2, GOSSETT 1, FIRTH 1, Opp (7).



# 2012 CLEMSON RESULTS

**35-28 Overall, 16-14 ACC Regular Season, 1-2 ACC Tournament, 2-2 NCAA Tournament,  
21-14 Home, 9-11 Away, 5-3 Neutral, 21-19 Day, 14-9 Night, 6-11 One-Run Games, 4-4 Extra Innings, 8-12 vs. Top-25 Teams**

Date	Opponent (Rank)	W-L	Score	Site	CU Rank	Clemson Pitcher	Opp. Pitcher	Time	CU R-H-E	Opp. R-H-E	Attendance
2-17	UAB	L	1 - 2	H	16 - 25 - 23	Campbell (0-1)	• Napoleon (1-0)	2:33	1 - 4 - 0	2 - 8 - 1	5944
2-18	UAB <sup>(1)</sup>	W	6 - 1	H	16 - 25 - 23	• Leone (1-0)	• Bullard (0-1)	2:27	6 - 11 - 0	1 - 8 - 2	-----
2-18	UAB <sup>(2)</sup>	W	7 - 4	H	16 - 25 - 23	Pohle (1-0)	Munger (0-1)	2:31	7 - 7 - 2	4 - 12 - 2	5608
2-24	Maine	L	5 - 6	H	16 - 25 - 23	Meyer (0-1)	Balentina (1-0)	2:50	5 - 10 - 1	6 - 12 - 3	3793
2-25	Maine	W	9 - 5	H	16 - 25 - 23	• Leone (2-0)	• Gibbs (0-1)	2:54	9 - 9 - 0	5 - 10 - 0	5340
2-26	Maine	W	9 - 6	H	16 - 25 - 23	Pohle (2-0)	Connolly (0-1)	2:56	9 - 14 - 5	6 - 10 - 0	3989
3 - 2	South Carolina (3-2-3)	L <sup>(11)</sup>	2 - 3	^N1	15 - 20 - 19	Gossett (0-1)	Koumas (1-0)	3:26	2 - 6 - 0	3 - 8 - 3	5851
3 - 3	South Carolina (3-2-3)	L	6 - 9	A	15 - 20 - 19	• Leone (2-1)	Beal (1-0)	3:08	6 - 8 - 1	9 - 11 - 2	8242
3 - 4	South Carolina (3-2-3)	W	6 - 5	H	15 - 20 - 19	Firth (1-0)	Koumas (1-1)	2:52	6 - 12 - 4	5 - 9 - 3	6039
3 - 7	Holy Cross	W	16 - 4	H	20 - 20 - 19	• Haselden (1-0)	• Walker (0-3)	3:11	16 - 16 - 2	4 - 13 - 0	3564
3 - 9	* North Carolina (8-6-7)	L	3 - 4	H	20 - 20 - 19	• Brady (0-1)	• Emanuel (4-0)	2:54	3 - 8 - 0	4 - 7 - 1	4441
3-10	* North Carolina (8-6-7)	L	3 - 6	H	20 - 20 - 19	Gossett (0-2)	Taylor (3-0)	3:05	3 - 8 - 4	6 - 6 - 0	5513
3-11	* North Carolina (8-6-7)	L <sup>(11)</sup>	5 - 6	H	20 - 20 - 19	Campbell (0-2)	Morin (1-0)	4:12	5 - 10 - 1	6 - 12 - 2	4368
3-14	Western Carolina	L	4 - 8	A		Haselden (1-1)	Nadale (2-0)	2:40	4 - 7 - 2	8 - 14 - 4	1627
3-16	* Boston College	W	6 - 4	^H		• Brady (1-1)	• Stevens (2-1)	2:46	6 - 8 - 0	4 - 6 - 1	4021
3-17	* Boston College	W	6 - 3	^H		• Leone (3-1)	• Gordon (1-1)	2:37	6 - 11 - 1	3 - 4 - 0	4598
3-18	* Boston College	W	5 - 1	H		• Pohle (3-0)	• Alvarez (1-3)	2:38	5 - 10 - 0	1 - 11 - 0	4083
3-20	Elon	W	6 - 2	^H		• Meyer (1-1)	• McCoury (0-1)	2:40	6 - 9 - 0	2 - 10 - 1	3760
3-21	Elon	W	4 - 2	N2		• Gossett (1-2)	Whitehead (0-2)	2:31	4 - 9 - 0	2 - 5 - 2	2319
3-23	* Virginia	L	3 - 6	^A		• Brady (1-2)	• Silverstein (2-2)	3:07	3 - 8 - 3	6 - 10 - 1	3227
3-24	* Virginia	L	1 - 5	A		• Leone (3-2)	• KLINE (4-2)	2:14	1 - 2 - 0	5 - 9 - 0	3033
3-25	* Virginia	L	3 - 5	A		• Pohle (3-1)	• Lewicki (1-1)	2:56	3 - 10 - 2	5 - 8 - 0	3129
3-27	Georgia (25-NR-18)	W	10 - 5	^A		• Gossett (2-2)	Crumley (1-1)	3:18	10 - 16 - 0	5 - 8 - 3	2691
3-28	Presbyterian College	L	4 - 8	^H		• Meyer (1-2)	• Grammer (1-1)	2:26	4 - 6 - 4	8 - 8 - 0	3496
3-30	* Miami (FL) (12-7-8)	W	3 - 1	^H		Campbell (1-2)	• Erickson (4-3)	2:52	3 - 8 - 1	1 - 4 - 4	4117
3-31	* Miami (FL) (12-7-8)	W	3 - 1	H		• Leone (4-2)	• Whaley (3-2)	2:25	3 - 8 - 1	1 - 7 - 3	4758
4 - 1	* Miami (FL) (12-7-8)	L	2 - 4	H		Kent (0-1)	Salcines (3-0)	2:50	2 - 7 - 2	4 - 12 - 1	4382
4 - 3	Winthrop	W	11 - 0	^H		• Gossett (3-2)	• Strong (0-2)	2:15	11 - 14 - 0	0 - 4 - 1	3281
4 - 4	Western Carolina	L	8 - 13	H		Andrews (0-1)	Blackwell (1-0)	3:39	8 - 13 - 4	13 - 22 - 1	3437
4 - 6	* Duke	W <sup>(11)</sup>	4 - 1	^A		Firth (2-0)	Istler (2-2)	3:15	4 - 10 - 0	1 - 7 - 4	1582
4 - 7	* Duke	W	11 - 5	A		• Leone (5-2)	• Swart (3-4)	3:12	11 - 15 - 2	5 - 12 - 2	1123
4 - 8	* Duke	W	4 - 2	A		• Pohle (4-1)	Istler (2-3)	2:25	4 - 9 - 0	2 - 6 - 1	1038
4-10	Furman	W	12 - 5	^N2		Haselden (2-1)	• de Gruy (1-1)	2:57	12 - 11 - 1	5 - 15 - 3	5610
4-11	Georgia	L	7 - 8	^H		Andrews (0-2)	Ripple (1-0)	3:36	7 - 11 - 0	8 - 8 - 2	4386
4-13	* N.C. State (22-17-21)	W <sup>(12)</sup>	7 - 6	^H		Firth (3-0)	Tzamtzis (3-3)	4:26	7 - 12 - 1	6 - 6 - 2	4964
4-14	* N.C. State (22-17-21)	L	1 - 3	H		• Leone (5-3)	• Rodon (6-0)	2:52	1 - 5 - 0	3 - 9 - 1	5619
4-15	* N.C. State (22-17-21)	L	3 - 6	H		• Pohle (4-2)	• Jernigan (4-1)	2:59	3 - 7 - 2	6 - 8 - 1	4605
4-17	Charleston Southern	W	3 - 2	H		Andrews (1-2)	Weekley (1-5)	2:33	3 - 9 - 0	2 - 9 - 0	3323
4-20	* Maryland	W	5 - 4	^A		Firth (4-0)	Haslup (3-4)	2:46	5 - 10 - 1	4 - 10 - 1	878
4-21	* Maryland <sup>(1)</sup>	W	5 - 3	A		• Leone (6-3)	• Harman (5-3)	2:40	5 - 12 - 0	3 - 11 - 1	-----
4-21	* Maryland <sup>(2)</sup>	W	7 - 2	A		Meyer (2-2)	• Carroll (3-2)	2:22	7 - 12 - 0	2 - 6 - 0	1148
4-24	Coastal Carolina	L	7 - 10	^H		Andrews (1-3)	Burke (5-3)	3:33	7 - 9 - 1	10 - 15 - 5	3397
4-27	* Georgia Tech	L <sup>(13)</sup>	5 - 6	^A		Meyer (2-3)	Didrick (1-0)	3:40	5 - 9 - 0	6 - 9 - 1	1627
4-28	* Georgia Tech	W	13 - 7	A		Kent (1-1)	• Isaacs (5-3)	3:06	13 - 17 - 0	7 - 12 - 1	1947
4-29	* Georgia Tech	W	11 - 8	A		Gossett (4-2)	• Pitts (4-4)	3:14	11 - 18 - 2	8 - 9 - 1	3626
5 - 5	College of Charleston	W <sup>(11)</sup>	4 - 3	^H		Gossett (5-2)	Peterson (1-2)	3:19	4 - 4 - 0	3 - 9 - 1	5030
5 - 6	College of Charleston	W	12 - 3	^H		• Pohle (5-2)	• Renfro (6-5)	2:52	12 - 13 - 0	3 - 8 - 2	4382
5 - 7	College of Charleston	L	2 - 4	H		• Meyer (2-4)	• Pegler (8-2)	2:29	2 - 6 - 3	4 - 8 - 0	3343
5 - 8	Tennessee Tech	W <sup>(10)</sup>	9 - 8	H		Haselden (3-1)	McWhirter (0-4)	3:32	9 - 14 - 1	8 - 17 - 2	3251
5-12	* Florida State (1-1-1)	W	7 - 2	^H		Gossett (6-2)	• Leibbrandt (6-2)	3:06	7 - 9 - 1	2 - 7 - 1	5822
5-14	* Florida State <sup>(1)</sup> (1-6-1)	W	9 - 7	H		• Pohle (6-2)	• Compton (9-1)	3:31	9 - 9 - 1	7 - 12 - 2	-----
5-14	* Florida State <sup>(2)</sup> (1-6-1)	L	5 - 9	^H		• Meyer (2-5)	• Smith (2-0)	3:02	5 - 9 - 1	9 - 16 - 0	4965
5-15	Furman	W	9 - 2	^H		• Haselden (4-1)	• Gary (3-1)	2:37	9 - 9 - 0	2 - 9 - 2	3769
5-17	* Wake Forest	L	2 - 5	^A		• Leone (6-4)	• Cooney (6-6)	2:18	2 - 7 - 1	5 - 6 - 0	648
5-18	* Wake Forest	L	1 - 2	^A		• Gossett (6-3)	Dimock (3-3)	2:24	1 - 5 - 0	2 - 6 - 0	1241
5-19	* Wake Forest	L	0 - 7	A		• Pohle (6-3)	• Holmes (7-2)	2:53	0 - 4 - 1	7 - 8 - 0	1461
5-24	+ Virginia (17-24-19)	L	2 - 3	N3		Kent (1-2)	Crockett (5-2)	3:18	2 - 5 - 0	3 - 5 - 2	3331
5-25	+ Florida State (1-5-1)	W	9 - 7	N3		Andrews (2-3)	Benincasa (4-1)	3:30	9 - 11 - 0	7 - 11 - 2	3282
5-26	+ Georgia Tech	L	1 - 5	N3		• Pohle (6-4)	• Davies (1-3)	2:50	1 - 5 - 2	5 - 10 - 1	3272
6 - 1	\$ Coastal Carolina	W	11 - 3	N4		• Pohle (7-4)	• Wallace (5-1)	2:47	11 - 13 - 1	3 - 7 - 1	6791
6 - 2	\$ South Carolina (7-2-6)	L <sup>(12)</sup>	4 - 5	A		Brady (1-3)	Beal (4-4)	4:06	4 - 8 - 0	5 - 12 - 2	8242
6 - 3	\$ Coastal Carolina	W	5 - 3	N4		• Leone (7-4)	• Smith (2-2)	3:28	5 - 11 - 2	3 - 7 - 1	6111
6 - 3	\$ South Carolina (7-2-6)	L	3 - 4	A		• Haselden (4-2)	• Montgomery (5-1)	2:39	3 - 7 - 2	4 - 10 - 0	8242

\* - ACC regular-season game; + - ACC Tournament; \$ - NCAA Regional; N1 - Charleston, SC; N2 - Greenville, SC (Fluor Field); N3 - Greensboro, NC; N4 - Columbia, SC; ^ - night game; -- decision came in a starting role; Note: Pitchers in ALL CAPS denotes a complete game; **bold** denotes a Clemson home game; rankings by **Baseball America**, **Collegiate Baseball**, **Sports Weekly**; official home attendance (33 dates): 145,388 (4,406 per date).

# 2012 TEAM GAME-BY-GAME BATTING STATS

Date	Opponent	ab	r	h	rbi	2b	3b	hr	bb	ibb	sb	cs	hbp	sac	sf	gdp	k	po	a	e	avg
Feb 17	UAB	29	1	4	1	2	0	0	2	1	0	0	5	1	0	0	2	27	8	0	.138
Feb 18	UAB	33	6	11	6	3	0	2	2	0	1	1	0	1	0	1	6	27	13	0	.242
Feb 18	UAB	27	7	7	7	0	0	1	5	0	0	1	1	1	1	2	4	27	14	2	.247
Feb 24	MAINE	35	5	10	5	2	0	0	6	0	1	1	0	1	1	1	3	27	12	1	.258
Feb 25	MAINE	33	9	9	8	0	1	2	8	0	4	0	1	0	0	1	10	27	11	0	.261
Feb 26	MAINE	36	9	14	9	3	0	1	3	0	0	1	0	0	1	0	1	27	12	5	.285
Mar 02	vs South Carolina	40	2	6	1	1	0	0	3	0	0	0	1	1	0	0	10	33	5	0	.262
Mar 03	at South Carolina	37	6	8	6	2	0	1	3	0	0	0	1	0	0	0	11	24	9	1	.256
Mar 04	SOUTH CAROLINA	38	6	12	6	0	0	2	7	0	0	0	0	1	1	0	5	27	15	4	.263
Mar 07	HOLY CROSS	38	16	16	16	7	0	1	10	0	4	0	2	0	3	0	8	27	19	2	.280
*Mar 09	NORTH CAROLINA	34	3	8	3	1	1	0	2	0	0	0	3	1	0	0	9	27	13	0	.276
*Mar 10	NORTH CAROLINA	31	3	8	3	3	0	0	2	0	0	0	2	1	1	0	6	27	9	4	.275
*Mar 11	NORTH CAROLINA	42	5	10	5	2	0	1	8	1	0	0	2	1	0	1	8	33	11	1	.272
Mar 14	at Western Carolina	32	4	7	3	0	0	0	2	0	0	0	0	0	1	0	5	24	10	2	.268
*Mar 16	BOSTON COLLEGE	31	6	8	5	3	0	1	6	0	0	0	0	0	0	0	2	27	8	0	.267
*Mar 17	BOSTON COLLEGE	33	6	11	6	2	0	1	6	1	1	1	0	0	0	1	3	27	8	1	.271
*Mar 18	BOSTON COLLEGE	35	5	10	5	0	0	0	2	0	2	0	1	0	0	0	8	27	11	0	.272
Mar 20	ELON	30	6	9	6	0	0	0	7	1	4	0	2	2	1	1	7	27	8	0	.274
Mar 21	vs Elon	32	4	9	3	1	0	0	5	1	2	0	0	0	0	0	7	27	12	0	.274
*Mar 23	at Virginia	33	3	8	3	0	0	1	5	0	0	0	0	0	1	1	8	24	9	3	.272
*Mar 24	at Virginia	29	1	2	1	0	1	0	0	0	0	0	0	0	0	0	6	24	10	0	.264
*Mar 25	at Virginia	34	3	10	3	1	0	1	2	0	0	0	0	0	0	2	5	24	16	2	.265
Mar 27	at Georgia	41	10	16	9	2	0	1	6	0	2	0	0	1	1	0	5	27	8	0	.272
Mar 28	PRESBYTERIAN COLL	32	4	6	3	2	1	1	3	0	1	0	3	0	1	0	7	27	12	4	.269
*Mar 30	MIAMI (FL)	32	3	8	3	1	0	0	2	1	3	0	1	0	1	0	8	27	7	1	.268
*Mar 31	MIAMI (FL)	33	3	8	3	2	0	0	2	1	1	1	0	0	0	1	3	27	12	1	.267
*Apr 01	MIAMI (FL)	31	2	7	2	0	0	0	5	0	1	1	0	0	0	2	6	27	14	2	.266
Apr 03	WINTHROP	36	11	14	10	2	0	3	4	0	0	1	2	0	0	1	5	27	9	0	.270
Apr 04	WESTERN CAROLINA	38	8	13	8	1	1	0	5	0	1	1	1	0	0	1	5	27	7	4	.273
*Apr 06	at Duke	42	4	10	3	0	1	0	4	0	2	1	0	0	0	1	14	33	13	0	.272
*Apr 07	at Duke	40	11	15	11	3	1	0	5	1	0	0	0	2	2	0	9	27	10	2	.276
*Apr 08	at Duke	33	4	9	4	1	0	0	5	0	0	0	0	1	1	0	1	27	11	0	.275
Apr 10	vs Furman	38	12	11	10	2	0	1	6	0	3	1	1	0	0	1	8	27	7	1	.276
Apr 11	GEORGIA	37	7	11	7	2	1	1	5	0	0	0	0	1	0	2	4	27	13	0	.277
*Apr 13	N.C. STATE	45	7	12	6	3	0	0	10	2	2	0	1	0	0	1	12	36	17	1	.276
*Apr 14	N.C. STATE	32	1	5	0	1	0	0	4	0	2	0	0	0	0	0	10	27	10	0	.273
*Apr 15	N.C. STATE	35	3	7	3	0	1	0	2	0	2	0	2	0	0	0	5	27	14	2	.271
Apr 17	CHARLESTON SOUTH	31	3	9	3	0	0	1	4	0	0	1	0	2	1	0	2	27	12	0	.272
*Apr 20	at Maryland	36	5	10	4	4	1	0	4	0	0	1	0	0	0	0	6	27	3	1	.272
*Apr 21	at Maryland	36	5	12	4	4	0	0	1	0	1	0	0	1	0	0	8	27	11	0	.273
*Apr 21	at Maryland	35	7	12	7	3	1	2	1	0	0	1	1	0	2	1	3	27	13	0	.275
Apr 24	COASTAL CAROLINA	36	7	9	6	1	0	0	6	0	0	1	0	1	0	0	3	27	11	1	.274
*Apr 27	at Georgia Tech	44	5	9	5	0	0	2	2	0	0	0	0	2	1	1	10	36	14	0	.272
*Apr 28	at Georgia Tech	42	13	17	13	3	1	2	5	2	1	1	1	1	0	1	9	27	7	0	.276
*Apr 29	at Georgia Tech	45	11	18	10	1	0	1	5	1	0	0	0	1	0	0	6	27	12	2	.280
May 05	COLL. OF CHARLESTO	36	4	4	3	0	0	0	7	1	3	0	5	0	0	0	10	33	14	0	.276
May 06	COLL. OF CHARLESTO	34	12	13	8	2	2	0	5	0	0	0	0	2	0	1	3	27	12	0	.278
May 07	COLL. OF CHARLESTO	32	2	6	2	1	0	0	4	0	0	1	0	0	0	0	4	27	11	3	.276
May 08	TENNESSEE TECH	42	9	14	7	1	0	1	5	0	1	0	1	0	0	0	5	30	12	1	.278
*May 12	FLORIDA STATE	32	7	9	7	2	0	3	2	0	1	1	0	1	0	0	7	27	6	1	.278
*May 14	FLORIDA STATE	34	9	9	8	4	1	0	9	1	5	0	1	0	0	0	7	27	10	1	.277
*May 14	FLORIDA STATE	34	5	9	5	2	0	1	5	0	1	0	0	0	1	1	8	27	11	1	.277
May 15	FURMAN	32	9	9	6	1	0	2	3	0	2	0	4	0	2	0	5	27	11	0	.277
*May 17	at Wake Forest	32	2	7	2	2	0	0	1	0	0	0	1	0	0	1	5	24	6	1	.276
*May 18	at Wake Forest	30	1	5	1	1	0	0	4	0	1	0	0	0	1	0	4	24	10	0	.275
*May 19	at Wake Forest	29	0	4	0	1	0	0	3	0	3	0	1	1	0	1	8	24	10	1	.273
May 24	vs Virginia	32	2	5	1	0	0	1	6	0	2	0	1	1	0	1	7	24	12	0	.271
May 25	vs Florida State	38	9	11	7	4	0	1	4	0	2	0	0	0	0	0	6	27	6	0	.271
May 26	vs Georgia Tech	32	1	5	1	0	0	1	2	0	1	0	1	0	0	1	5	27	17	2	.269
Jun 01	vs Coastal Carolina	35	11	13	11	4	0	1	4	0	0	0	2	1	1	0	5	27	11	1	.271
Jun 02	at South Carolina	44	4	8	4	2	0	1	7	1	1	0	0	1	0	1	9	34	9	0	.269
Jun 03	vs Coastal Carolina	35	5	11	5	2	0	2	6	1	4	2	1	0	0	0	8	27	12	2	.270
Jun 03	at South Carolina	34	3	7	3	2	0	0	1	0	0	0	0	0	0	0	10	27	13	2	.269
Totals		2209	357	594	326	102	15	44	270	17	68	20	52	31	26	31	399	1726	683	66	.269

# 2012 TEAM GAME-BY-GAME PITCHING STATS

Date	Opponent	ip	h	r	er	bb	so	2b	3b	hr	wp	bk	hbp	dp	ibb	score	w-l	sv	era
Feb 17	UAB	9.0	8	2	2	3	7	3	0	0	0	0	0	1	0	1-2	0-1	0	2.00
Feb 18	UAB	9.0	8	1	1	2	6	1	0	0	0	0	1	2	0	6-1	1-1	0	1.50
Feb 18	UAB	9.0	12	4	4	2	6	5	0	0	1	0	2	1	1	7-4	2-1	0	2.33
Feb 24	MAINE	9.0	12	6	4	2	7	1	0	1	0	0	1	1	0	5-6	2-2	0	2.75
Feb 25	MAINE	9.0	10	5	5	4	9	2	0	0	0	0	0	2	0	9-5	3-2	0	3.20
Feb 26	MAINE	9.0	10	6	1	3	10	3	0	0	1	0	3	2	0	9-6	4-2	1	2.83
Mar 02	vs South Carolina	11.0	8	3	3	3	13	0	0	0	0	0	1	0	0	2-3	4-3	1	2.77
Mar 03	at South Carolina	8.0	11	9	8	4	8	2	0	2	0	0	3	0	0	6-9	4-4	1	3.45
Mar 04	SOUTH CAROLINA	9.0	9	5	1	4	9	1	0	2	0	0	0	1	0	6-5	5-4	1	3.18
Mar 07	HOLY CROSS	9.0	13	4	3	1	4	1	0	0	0	0	0	3	0	16-4	6-4	1	3.16
*Mar 09	NORTH CAROLINA	9.0	7	4	4	2	11	1	1	0	2	0	1	1	0	3-4	6-5	1	3.24
*Mar 10	NORTH CAROLINA	9.0	6	6	4	8	4	0	0	0	1	0	0	2	0	3-6	6-6	1	3.30
*Mar 11	NORTH CAROLINA	11.0	12	6	5	9	5	3	1	1	0	0	0	1	0	5-6	6-7	1	3.38
Mar 14	at Western Carolina	8.0	14	8	8	4	9	1	0	1	4	0	3	1	1	4-8	6-8	1	3.73
*Mar 16	BOSTON COLLEGE	9.0	6	4	4	6	13	0	0	3	2	0	0	2	0	6-4	7-8	2	3.74
*Mar 17	BOSTON COLLEGE	9.0	4	3	3	4	6	0	1	1	0	1	0	1	0	6-3	8-8	3	3.70
*Mar 18	BOSTON COLLEGE	9.0	11	1	1	2	7	4	0	0	0	1	0	1	0	5-1	9-8	3	3.54
Mar 20	ELON	9.0	10	2	2	1	11	1	0	0	3	0	0	1	0	6-2	10-8	3	3.46
Mar 21	vs Elon	9.0	5	2	2	2	11	0	0	0	2	0	0	0	0	4-2	11-8	4	3.38
*Mar 23	at Virginia	8.0	10	6	4	5	6	1	2	0	1	0	2	1	0	3-6	11-9	4	3.43
*Mar 24	at Virginia	8.0	9	5	5	4	6	1	1	1	2	2	0	0	0	1-5	11-10	4	3.52
*Mar 25	at Virginia	8.0	8	5	5	7	4	4	1	0	1	0	1	1	1	3-5	11-11	4	3.61
Mar 27	at Georgia	9.0	8	5	5	3	7	1	0	1	3	1	1	1	0	10-5	12-11	4	3.67
Mar 28	PRESBYTERIAN COLL	9.0	8	8	3	2	9	4	0	1	2	0	2	0	0	4-8	12-12	4	3.64
*Mar 30	MIAMI (FL)	9.0	4	1	1	5	13	0	0	0	1	1	0	0	0	3-1	13-12	5	3.54
*Mar 31	MIAMI (FL)	9.0	7	1	1	3	7	0	0	0	0	0	0	3	0	3-1	14-12	6	3.44
*Apr 01	MIAMI (FL)	9.0	12	4	4	3	4	2	1	0	1	0	0	0	0	2-4	14-13	6	3.46
Apr 03	WINTHROP	9.0	4	0	0	2	14	0	0	0	0	0	0	1	0	11-0	15-13	6	3.33
Apr 04	WESTERN CAROLINA	9.0	22	13	9	5	6	1	1	0	1	0	0	0	0	8-13	15-14	6	3.53
*Apr 06	at Duke	11.0	7	1	1	6	5	1	0	0	1	0	0	2	1	4-1	16-14	6	3.42
*Apr 07	at Duke	9.0	12	5	5	2	10	1	0	0	2	0	1	1	0	11-5	17-14	7	3.47
*Apr 08	at Duke	9.0	6	2	2	1	6	3	0	0	0	0	0	0	0	4-2	18-14	8	3.43
Apr 10	vs Furman	9.0	15	5	4	1	6	3	0	1	0	0	1	0	0	12-5	19-14	9	3.44
Apr 11	GEORGIA	9.0	8	8	8	7	9	0	0	0	1	0	4	1	0	7-8	19-15	9	3.58
*Apr 13	N.C. STATE	12.0	6	6	4	6	8	2	0	0	1	0	3	1	0	7-6	20-15	9	3.55
*Apr 14	N.C. STATE	9.0	9	3	3	1	9	3	0	0	0	0	0	0	0	1-3	20-16	9	3.54
*Apr 15	N.C. STATE	9.0	8	6	5	9	5	3	0	0	1	0	0	1	1	3-6	20-17	9	3.58
Apr 17	CHARLESTON SOUTH	9.0	9	2	2	4	7	3	0	0	0	0	0	1	0	3-2	21-17	9	3.54
*Apr 20	at Maryland	9.0	10	4	4	3	10	1	0	1	1	0	0	1	0	5-4	22-17	9	3.55
*Apr 21	at Maryland	9.0	11	3	3	3	5	1	0	1	0	0	0	1	0	5-3	23-17	10	3.54
*Apr 21	at Maryland	9.0	6	2	2	2	3	2	0	0	0	0	0	1	0	7-2	24-17	10	3.50
Apr 24	COASTAL CAROLINA	9.0	15	10	10	5	10	3	0	0	0	0	2	0	0	7-10	24-18	10	3.65
*Apr 27	at Georgia Tech	12.0	9	6	6	7	10	1	0	3	0	1	1	2	0	5-6	24-19	10	3.68
*Apr 28	at Georgia Tech	9.0	12	7	7	2	1	1	0	3	0	0	1	2	0	13-7	25-19	10	3.75
*Apr 29	at Georgia Tech	9.0	9	8	7	6	8	3	0	2	2	0	0	1	0	11-8	26-19	10	3.82
May 05	COLL. OF CHARLESTO	11.0	9	3	3	2	13	5	0	1	1	0	2	1	0	4-3	27-19	10	3.79
May 06	COLL. OF CHARLESTO	9.0	8	3	3	2	5	2	0	1	1	0	0	1	0	12-3	28-19	10	3.77
May 07	COLL. OF CHARLESTO	9.0	8	4	2	3	4	1	0	1	0	0	1	1	0	2-4	28-20	10	3.73
May 08	TENNESSEE TECH	10.0	17	8	8	1	9	0	0	2	1	0	3	1	0	9-8	29-20	10	3.81
*May 12	FLORIDA STATE	9.0	7	2	2	8	8	1	0	0	0	0	3	1	0	7-2	30-20	10	3.78
*May 14	FLORIDA STATE	9.0	12	7	5	4	3	1	0	0	1	0	2	1	0	9-7	31-20	11	3.80
*May 14	FLORIDA STATE	9.0	16	9	9	6	2	4	1	0	2	0	1	3	0	5-9	31-21	11	3.90
May 15	FURMAN	9.0	9	2	2	4	5	2	0	0	1	0	1	1	0	9-2	32-21	11	3.86
*May 17	at Wake Forest	8.0	6	5	4	4	5	1	0	0	0	0	0	2	0	2-5	32-22	11	3.87
*May 18	at Wake Forest	8.0	6	2	2	2	7	0	0	1	1	0	0	2	0	1-2	32-23	11	3.85
*May 19	at Wake Forest	8.0	8	7	6	4	8	1	1	0	0	0	2	0	1	0-7	32-24	11	3.89
May 24	vs Virginia	8.0	5	3	3	8	8	0	0	0	1	0	3	0	0	2-3	32-25	11	3.88
May 25	vs Florida State	9.0	11	7	7	7	10	1	0	1	2	1	0	0	0	9-7	33-25	11	3.94
May 26	vs Georgia Tech	9.0	10	5	4	3	3	5	0	1	0	0	0	0	0	1-5	33-26	11	3.94
Jun 01	vs Coastal Carolina	9.0	7	3	3	8	2	2	0	0	0	0	1	1	0	11-3	34-26	12	3.92
Jun 02	at South Carolina	11.1	12	5	5	4	11	2	0	1	0	0	0	0	0	4-5	34-27	12	3.92
Jun 03	vs Coastal Carolina	9.0	7	3	2	5	9	2	0	1	0	0	0	1	0	5-3	35-27	13	3.89
Jun 03	at South Carolina	9.0	10	4	4	3	4	2	1	0	0	0	0	1	0	3-4	35-28	13	3.90
Totals		575.1	588	289	249	248	460	106	12	35	48	8	53	62	6	357-289	35-28	13	3.90



# 2012 TEAM SUPERLATIVES

## Batting

At bats:	45	-	vs N.C. State (Apr 13, 2012)
	45	-	at Georgia Tech (Apr 29, 2012)
Runs scored:	16	-	vs Holy Cross (Mar 07, 2012)
Hits:	18	-	at Georgia Tech (Apr 29, 2012)
RBI's:	16	-	vs Holy Cross (Mar 07, 2012)
Doubles:	7	-	vs Holy Cross (Mar 07, 2012)
Triples:	2	-	vs Coll. of Charleston (May 06, 2012)
Home runs:	3	-	vs Winthrop (Apr 03, 2012)
	3	-	vs Florida State (May 12, 2012)
Total bases:	28	-	at Georgia Tech (Apr 28, 2012)
Walks:	10	-	vs Holy Cross (Mar 07, 2012)
	10	-	vs N.C. State (Apr 13, 2012)
Strikeouts:	14	-	at Duke (Apr 06, 2012)
Sac hits:	2	-	(5 times )
Sac flies:	3	-	vs Holy Cross (Mar 07, 2012)
Stolen bases:	5	-	vs Florida State (May 14, 2012)
Hit by pitch:	5	-	vs UAB (Feb 17, 2012)
	5	-	vs Coll. of Charleston (May 05, 2012)
Caught stealing:	2	-	vs Coastal Carolina (Jun 03, 2012 at Columbia, SC)
Runners LOB:	16	-	vs South Carolina (Mar 04, 2012)
Hit into DP:	3	-	vs UAB (Feb 18, 2012)
	3	-	at Virginia (Mar 25, 2012)

## Fielding

Putouts:	36	-	vs N.C. State (Apr 13, 2012)
	36	-	at Georgia Tech (Apr 27, 2012)
Assists:	19	-	vs Holy Cross (Mar 07, 2012)
Errors:	5	-	vs Maine (Feb 26, 2012)
Passed balls:	1	-	vs UAB (Feb 18, 2012)
	1	-	vs N.C. State (Apr 14, 2012)
DPs turned:	3	-	vs Holy Cross (Mar 07, 2012)
	3	-	vs Miami (FL) (Mar 31, 2012)
	3	-	vs Florida State (May 14, 2012)

## Pitching

Innings pitched:	12.0	-	vs N.C. State (Apr 13, 2012)
	12.0	-	at Georgia Tech (Apr 27, 2012)
Runs allowed:	13	-	vs Western Carolina (Apr 04, 2012)
Earned runs:	10	-	vs Coastal Carolina (Apr 24, 2012)
Walks allowed:	9	-	vs North Carolina (Mar 11, 2012)
	9	-	vs N.C. State (Apr 15, 2012)
Strikeouts:	14	-	vs Winthrop (Apr 03, 2012)
Hits allowed:	22	-	vs Western Carolina (Apr 04, 2012)
Doubles allowed:	5	-	vs UAB (Feb 18, 2012)
	5	-	vs Coll. of Charleston (May 05, 2012)
	5	-	vs Georgia Tech (May 26, 2012 at Greensboro, NC)
Triples allowed:	2	-	at Virginia (Mar 23, 2012)
Homers allowed:	3	-	vs Boston College (Mar 16, 2012)

# 2012 INDIVIDUAL SUPERLATIVES

## Batting

At bats:	7	-	Thomas Brittle vs N.C. State (Apr 13, 2012)
Runs scored:	4	-	Phil Pohl vs Holy Cross (Mar 07, 2012)
	4	-	Thomas Brittle vs Furman (Apr 10, 2012 at Greenville, SC)
	4	-	Richie Shaffer vs Coastal Carolina (Jun 01, 2012 at Columbia, SC)
Hits:	5	-	Spencer Kieboom at Georgia Tech (Apr 29, 2012)
RBIs:	5	-	(5 times )
Doubles:	3	-	Richie Shaffer vs Holy Cross (Mar 07, 2012)
Triples:	1	-	(15 times )
Home runs:	2	-	Jason Stolz vs Coastal Carolina (Jun 03, 2012 at Columbia, SC)
Total bases:	8	-	Richie Shaffer at Georgia (Mar 27, 2012)
	8	-	Jason Stolz vs Coastal Carolina (Jun 03, 2012 at Columbia, SC)
Walks:	4	-	Richie Shaffer vs Virginia (May 24, 2012 at Greensboro, NC)
Strikeouts:	4	-	Steve Wilkerson at Duke (Apr 06, 2012)
	4	-	Jon McGibbon vs N.C. State (Apr 13, 2012)
	4	-	Jason Stolz vs Coll. of Charleston (May 05, 2012)
Sac hits:	2	-	Jason Stolz at Georgia Tech (Apr 27, 2012)
Sac flies:	2	-	Phil Pohl vs Holy Cross (Mar 07, 2012)
Stolen bases:	3	-	Thomas Brittle vs Coastal Carolina (Jun 03, 2012 at Columbia, SC)
Hit by pitch:	2	-	(6 times )
Caught stealing:	1	-	(20 times )
Runners LOB:	6	-	Steve Wilkerson vs South Carolina (Mar 04, 2012)
	6	-	Spencer Kieboom vs N.C. State (Apr 13, 2012)

## Fielding

Putouts:	14	-	Spencer Kieboom vs South Carolina (Mar 02, 2012 at Charleston, SC)
	14	-	Jon McGibbon vs N.C. State (Apr 13, 2012)
	14	-	Jon McGibbon vs Coll. of Charleston (May 06, 2012)
Assists:	8	-	Jason Stolz vs Holy Cross (Mar 07, 2012)
Errors:	2	-	Richie Shaffer vs UAB (Feb 18, 2012)
	2	-	Richie Shaffer at Virginia (Mar 23, 2012)
	2	-	Steve Wilkerson vs Western Carolina (Apr 04, 2012)
Passed balls:	1	-	Phil Pohl vs UAB (Feb 18, 2012)
	1	-	Phil Pohl vs N.C. State (Apr 14, 2012)

## Pitching

Innings pitched:	8.1	-	Jonathan Meyer vs South Carolina (Jun 03, 2012)
Runs allowed:	6	-	(6 times )
Earned runs:	6	-	(4 times )
Walks allowed:	6	-	Daniel Gossett vs Virginia (May 24, 2012 at Greensboro, NC)
Strikeouts:	13	-	Daniel Gossett vs Winthrop (Apr 03, 2012)
Hits allowed:	10	-	Jonathan Meyer vs Florida State (May 14, 2012)
Doubles allowed:	3	-	(6 times )
Triples allowed:	1	-	(12 times )
Homers allowed:	3	-	Dominic Leone at Georgia Tech (Apr 28, 2012)
Wild pitches:	2	-	(8 times )
Hit batters:	2	-	(10 times )

# 2012 CLEMSON POSTSEASON STATS

Record: 3-4 Home: 0-0 Away: 0-2 Neutral: 3-2 ACC: 0-0

Player	avg	gp-gs	ab	r	h	2b	3b	hr	rbi	tb	slg%	bb	hp	so	gdp	ob%	sf	sh	sb-att	po	a	e	fld%
3 Brad Felder	.321	7-7	28	5	9	1	0	1	2	13	.464	1	0	9	0	.345	0	0	2-2	13	3	1	.941
12 Jon McGibbon	.267	7-7	30	4	8	3	0	2	6	17	.567	2	0	5	0	.303	1	0	0-1	66	5	3	.959
22 Spencer Kieboom	.250	7-7	28	1	7	0	0	0	4	7	.250	1	0	1	1	.276	0	1	0-0	45	10	1	.982
8 Richie Shaffer	.250	7-7	20	5	5	3	0	0	1	8	.400	12	2	6	0	.559	0	0	1-1	3	12	0	1.000
2 Jason Stolz	.231	7-7	26	6	6	2	0	2	5	14	.538	2	0	3	0	.286	0	0	1-1	9	18	0	1.000
9 Phil Pohl	.219	7-7	32	2	7	1	0	1	8	11	.344	2	0	8	2	.265	0	0	0-0	0	0	0	.000
13 Jay Baum	.211	7-7	19	2	4	0	0	0	1	4	.211	5	0	2	0	.375	0	0	0-0	10	0	1	.909
4 Thomas Brittle	.200	7-7	30	5	6	2	0	0	3	8	.267	2	1	10	0	.273	0	1	4-5	24	1	0	1.000
17 Steve Wilkerson	.133	7-7	30	3	4	1	0	1	2	8	.267	2	1	6	0	.212	0	1	2-2	15	20	1	.972
-----																							
10 Mike Dunster	1.000	1-0	1	1	1	0	0	0	0	1	1.000	0	0	0	0	1.000	0	0	0-0	0	0	0	.000
5 Joe Costigan	.667	5-0	3	0	2	1	0	0	0	3	1.000	1	1	0	0	.800	0	0	0-0	0	0	0	.000
1 Dominic Attanasio	.333	3-0	3	1	1	0	0	0	0	1	.333	0	0	0	0	.333	0	0	0-0	1	0	0	1.000
18 Tyler Slaton	.000	5-0	0	0	0	0	0	0	0	0	.000	0	0	0	0	.000	0	0	0-0	1	0	0	1.000
Totals	.240	7	250	35	60	14	0	7	32	95	.380	30	5	50	3	.332	1	3	10-12	193	80	7	.975
Opponents	.262	7	237	30	62	14	1	4	28	90	.380	38	4	47	2	.369	3	8	3-6	193	76	9	.968

LOB - Team (61), Opp (67). DPs turned - Team (3), Opp (4).

## (Postseason Games Sorted by Earned run avg)

Player	era	w-l	app	gs	cg	sho	sv	ip	h	r	er	bb	so	2b	3b	hr	b/avg	wp	hp	bk	sfa	sha
20 Scott Firth	1.04	0-0	4	0	0	0/0	1	8.2	7	2	1	5	5	3	0	0	.206	0	0	0	0	0
28 Jonathan Meyer	1.93	0-0	2	0	0	0/0	0	9.1	8	2	2	3	4	1	0	0	.258	0	0	0	0	3
23 Daniel Gossett	1.98	0-0	2	2	0	0/0	0	13.2	8	3	3	9	14	0	0	1	.170	1	1	0	0	1
6 Dominic Leone	5.79	1-0	2	2	0	0/0	0	9.1	12	7	6	6	8	3	0	1	.343	0	0	0	1	2
29 David Haselden	7.56	0-1	3	1	0	0/0	1	8.1	10	7	7	8	6	2	1	1	.313	0	1	0	1	0
21 Kevin Pohle	7.71	1-1	2	2	0	0/0	0	7.0	10	6	6	4	2	4	0	1	.357	0	0	0	1	2
-----																						
43 Patrick Andrews	0.00	1-0	1	0	0	0/0	0	1.1	0	0	0	0	1	0	0	0	.000	1	0	0	0	0
51 Joseph Moorefield	0.00	0-0	3	0	0	0/0	0	1.1	0	0	0	0	1	0	0	0	.000	0	0	0	0	0
19 Kevin Brady	1.93	0-1	2	0	0	0/0	0	4.2	6	1	1	2	5	1	0	0	.316	1	0	1	0	0
15 Mike Kent	27.00	0-1	1	0	0	0/0	0	0.2	1	2	2	1	1	0	0	0	.333	0	2	0	0	0
Totals	3.92	3-4	7	7	0	0/0	2	64.1	62	30	28	38	47	14	1	4	.262	3	4	1	3	8
Opponents	4.34	4-3	7	7	0	0/0	3	64.1	60	35	31	30	50	14	0	7	.240	1	5	0	1	3

PB - Team (0), Opp (1). Pickoffs - Team (0), Opp (2).



# 2012 CLEMSON ACC TOURNAMENT STATS

Record: 1-2 Home: 0-0 Away: 0-0 Neutral: 1-2 ACC: 0-0

Player	avg	gp-gs	ab	r	h	2b	3b	hr	rbi	tb	slg%	bb	hp	so	gdp	ob%	sf	sh	sb-att	po	a	e	fld%
12 Jon McGibbon	.385	3-3	13	3	5	1	0	2	5	12	.923	0	0	1	0	.385	0	0	0-0	27	4	1	.969
22 Spencer Kieboom	.200	3-3	10	0	2	0	0	0	2	2	.200	1	0	0	0	.273	0	0	0-0	19	6	1	.962
2 Jason Stolz	.182	3-3	11	2	2	0	0	0	0	2	.182	1	0	1	0	.250	0	0	1-1	4	6	0	1.000
17 Steve Wilkerson	.167	3-3	12	1	2	0	0	1	1	5	.417	1	1	2	0	.286	0	0	2-2	5	9	0	1.000
8 Richie Shaffer	.167	3-3	6	1	1	1	0	0	1	2	.333	7	1	1	0	.643	0	0	1-1	1	6	0	1.000
9 Phil Pohl	.154	3-3	13	1	2	1	0	0	0	3	.231	1	0	3	2	.214	0	0	0-0	0	0	0	.000
4 Thomas Brittle	.154	3-3	13	1	2	1	0	0	0	3	.231	0	0	4	0	.154	0	1	0-0	9	0	0	1.000
13 Jay Baum	.111	3-3	9	0	1	0	0	0	0	1	.111	0	0	0	0	.111	0	0	0-0	4	0	0	1.000
3 Brad Felder	.091	3-3	11	1	1	0	0	0	0	1	.091	1	0	6	0	.167	0	0	1-1	4	0	0	1.000
-----																							
10 Mike Dunster	1.000	1-0	1	1	1	0	0	0	0	1	1.000	0	0	0	0	1.000	0	0	0-0	0	0	0	.000
1 Dominic Attanasio	1.000	2-0	1	1	1	0	0	0	0	1	1.000	0	0	0	0	1.000	0	0	0-0	1	0	0	1.000
5 Joe Costigan	.500	2-0	2	0	1	0	0	0	0	1	.500	0	0	0	0	.500	0	0	0-0	0	0	0	.000
18 Tyler Slaton	.000	1-0	0	0	0	0	0	0	0	0	.000	0	0	0	0	.000	0	0	0-0	0	0	0	.000
Totals	.206	3	102	12	21	4	0	3	9	34	.333	12	2	18	2	.302	0	1	5-5	78	35	2	.983
Opponents	.260	3	100	15	26	6	0	2	14	38	.380	18	3	21	0	.388	0	3	2-4	79	25	5	.954

LOB - Team (26), Opp (31). DPs turned - Team (0), Opp (3).

## (ACC Tournament Games Sorted by Earned run avg)

Player	era	w-l	app	gs	cg	sho	sv	ip	h	r	er	bb	so	2b	3b	hr	b/avg	wp	hp	bk	sfa	sha
20 Scott Firth	0.00	0-0	2	0	0	0/0	0	6.2	4	1	0	4	2	2	0	0	.160	0	0	0	0	0
23 Daniel Gossett	1.35	0-0	1	1	0	0/0	0	6.2	4	1	1	6	6	0	0	0	.182	1	1	0	0	1
29 David Haselden	7.36	0-0	1	0	0	0/0	0	3.2	4	3	3	3	5	0	0	1	.286	0	0	0	0	0
-----																						
19 Kevin Brady	0.00	0-0	1	0	0	0/0	0	1.2	1	0	0	2	2	0	0	0	.167	1	0	1	0	0
43 Patrick Andrews	0.00	1-0	1	0	0	0/0	0	1.1	0	0	0	0	1	0	0	0	.000	1	0	0	0	0
51 Joseph Moorefield	0.00	0-0	2	0	0	0/0	0	1.0	0	0	0	0	1	0	0	0	.000	0	0	0	0	0
6 Dominic Leone	15.43	0-0	1	1	0	0/0	0	2.1	6	4	4	2	2	1	0	0	.500	0	0	0	0	1
21 Kevin Pohle	18.00	0-1	1	1	0	0/0	0	2.0	6	4	4	0	1	3	0	1	.545	0	0	0	0	1
15 Mike Kent	27.00	0-1	1	0	0	0/0	0	0.2	1	2	2	1	1	0	0	0	.333	0	2	0	0	0
Totals	4.85	1-2	3	3	0	0/0	0	26.0	26	15	14	18	21	6	0	2	.260	3	3	1	0	3
Opponents	3.08	2-1	3	3	0	0/0	2	26.1	21	12	9	12	18	4	0	3	.206	1	2	0	0	1

PB - Team (0), Opp (1).

# 2012 CLEMSON NCAA TOURNAMENT STATS

Record: 2-2 Home: 0-0 Away: 0-2 Neutral: 2-0 ACC: 0-0

Player	avg	gp-gs	ab	r	h	2b	3b	hr	rbi	tb	slg%	bb	hp	so	gdp	ob%	sf	sh	sb-att	po	a	e	fld%
3 Brad Felder	.471	4-4	17	4	8	1	0	1	2	12	.706	0	0	3	0	.471	0	0	1-1	9	3	1	.923
13 Jay Baum	.300	4-4	10	2	3	0	0	0	1	3	.300	5	0	2	0	.533	0	0	0-0	6	0	1	.857
8 Richie Shaffer	.286	4-4	14	4	4	2	0	0	0	6	.429	5	1	5	0	.500	0	0	0-0	2	6	0	1.000
22 Spencer Kieboom	.278	4-4	18	1	5	0	0	0	2	5	.278	0	0	1	1	.278	0	1	0-0	26	4	0	1.000
2 Jason Stolz	.267	4-4	15	4	4	2	0	2	5	12	.800	1	0	2	0	.313	0	0	0-0	5	12	0	1.000
9 Phil Pohl	.263	4-4	19	1	5	0	0	1	8	8	.421	1	0	5	0	.300	0	0	0-0	0	0	0	.000
4 Thomas Brittle	.235	4-4	17	4	4	1	0	0	3	5	.294	2	1	6	0	.350	0	0	4-5	15	1	0	1.000
12 Jon McGibbon	.176	4-4	17	1	3	2	0	0	1	5	.294	2	0	4	0	.250	1	0	0-1	39	1	2	.952
17 Steve Wilkerson	.111	4-4	18	2	2	1	0	0	1	3	.167	1	0	4	0	.158	0	1	0-0	10	11	1	.955
-----																							
5 Joe Costigan	1.000	3-0	1	0	1	1	0	0	0	2	2.000	1	1	0	0	1.000	0	0	0-0	0	0	0	.000
1 Dominic Attanasio	.000	1-0	2	0	0	0	0	0	0	0	.000	0	0	0	0	.000	0	0	0-0	0	0	0	.000
18 Tyler Slaton	.000	4-0	0	0	0	0	0	0	0	0	.000	0	0	0	0	.000	0	0	0-0	1	0	0	1.000
Totals	.264	4	148	23	39	10	0	4	23	61	.412	18	3	32	1	.353	1	2	5-7	115	45	5	.970
Opponents	.263	4	137	15	36	8	1	2	14	52	.380	20	1	26	2	.354	3	5	1-2	114	51	4	.976

LOB - Team (35), Opp (36). DP's turned - Team (3), Opp (1).

## (NCAA Tournament Games Sorted by Earned run avg)

Player	era	w-l	app	gs	cg	sho	sv	ip	h	r	er	bb	so	2b	3b	hr	b/avg	wp	hp	bk	sfa	sha
28 Jonathan Meyer	1.93	0-0	2	0	0	0/0	0	9.1	8	2	2	3	4	1	0	0	.258	0	0	0	0	3
23 Daniel Gossett	2.57	0-0	1	1	0	0/0	0	7.0	4	2	2	3	8	0	0	1	.160	0	0	0	0	0
6 Dominic Leone	2.57	1-0	1	1	0	0/0	0	7.0	6	3	2	4	6	2	0	1	.261	0	0	0	1	1
21 Kevin Pohle	3.60	1-0	1	1	0	0/0	0	5.0	4	2	2	4	1	1	0	0	.235	0	0	0	1	1
29 David Haselden	7.71	0-1	2	1	0	0/0	1	4.2	6	4	4	5	1	2	1	0	.333	0	1	0	1	0
-----																						
51 Joseph Moorefield	0.00	0-0	1	0	0	0/0	0	0.1	0	0	0	0	0	0	0	0	.000	0	0	0	0	0
19 Kevin Brady	3.00	0-1	1	0	0	0/0	0	3.0	5	1	1	0	3	1	0	0	.385	0	0	0	0	0
20 Scott Firth	4.50	0-0	2	0	0	0/0	1	2.0	3	1	1	1	3	1	0	0	.333	0	0	0	0	0
Totals	3.29	2-2	4	4	0	0/0	2	38.1	36	15	14	20	26	8	1	2	.263	0	1	0	3	5
Opponents	5.21	2-2	4	4	0	0/0	1	38.0	39	23	22	18	32	10	0	4	.264	0	3	0	1	2

Pickoffs - Team (0), Opp (2).

# 2012 INDIVIDUAL GAME-BY-GAME BATTING STATS

Date	Opponent	Attanasio AB-R-H-RBI	Baum AB-R-H-RBI	Boulware AB-R-H-RBI	Brittle AB-R-H-RBI	Costigan AB-R-H-RBI	Dunster AB-R-H-RBI	Felder AB-R-H-RBI	S. Kieboom AB-R-H-RBI	McGibbon AB-R-H-RBI	Pohl AB-R-H-RBI	Shaffer AB-R-H-RBI	Slaton AB-R-H-RBI	Stolz AB-R-H-RBI	Wilkerson AB-R-H-RBI
2-17	UAB	-----	<b>4-0-1-0</b>	-----	<b>4-0-0-0</b>	-----	-----	<b>4-0-0-0</b>	<b>3-0-2-1</b>	<b>2-1-0-0</b>	<b>2-0-0-0</b>	<b>3-0-0-0</b>	<b>3-0-0-0</b>	<b>4-0-1-0</b>	-----
2-18	UAB <sup>(1)</sup>	<b>2-0-0-0</b>	<b>2-2-0-0</b>	-----	-----	<b>1-0-0-0</b>	<b>0-0-0-0</b>	<b>4-1-2-3</b>	<b>4-0-0-0</b>	<b>3-0-0-0</b>	<b>4-0-2-1</b>	<b>4-2-2-2</b>	<b>2-0-0-0</b>	<b>4-1-3-0</b>	-----
2-18	UAB <sup>(2)</sup>	-----	<b>2-1-0-0</b>	<b>4-0-1-1</b>	<b>2-1-1-0</b>	-----	-----	<b>3-1-1-0</b>	<b>3-0-1-1</b>	<b>2-1-1-1</b>	<b>4-2-2-3</b>	<b>3-1-0-1</b>	<b>0-0-0-0</b>	<b>4-0-0-0</b>	-----
2-24	Maine	<b>2-1-0-0</b>	-----	-----	<b>5-1-3-0</b>	-----	-----	<b>4-0-1-0</b>	<b>3-0-0-1</b>	<b>3-0-0-0</b>	<b>4-0-3-1</b>	<b>3-2-1-1</b>	<b>2-0-0-0</b>	<b>4-0-1-0</b>	<b>5-1-1-2</b>
2-25	Maine	<b>2-2-1-0</b>	<b>1-0-0-0</b>	<b>1-0-0-0</b>	<b>2-2-1-1</b>	<b>0-0-0-0</b>	<b>1-0-0-0</b>	<b>3-0-0-0</b>	<b>4-1-1-3</b>	<b>3-0-0-0</b>	<b>2-2-1-2</b>	<b>3-0-0-3</b>	<b>1-0-0-0</b>	<b>4-0-0-0</b>	<b>4-2-2-1</b>
2-26	Maine	<b>4-1-2-0</b>	<b>1-0-0-0</b>	<b>1-0-0-0</b>	<b>5-0-0-0</b>	-----	-----	<b>2-0-1-1</b>	<b>4-0-1-1</b>	<b>2-1-0-0</b>	<b>5-2-2-2</b>	<b>4-1-2-3</b>	<b>0-0-0-0</b>	<b>3-1-2-0</b>	<b>5-3-4-2</b>
3- 2	# South Carolina	<b>5-0-0-0</b>	<b>1-0-0-0</b>	<b>5-0-1-0</b>	<b>4-0-0-0</b>	-----	-----	<b>1-0-0-0</b>	<b>3-0-0-0</b>	<b>4-0-0-0</b>	<b>5-0-0-0</b>	<b>2-2-2-0</b>	-----	<b>5-0-1-1</b>	<b>5-0-2-0</b>
3- 3	South Carolina	<b>2-0-0-0</b>	<b>1-0-0-0</b>	<b>4-0-1-0</b>	<b>2-1-0-0</b>	<b>1-0-1-0</b>	-----	<b>5-1-1-0</b>	-----	<b>4-0-1-0</b>	<b>4-1-1-1</b>	<b>5-2-2-3</b>	-----	<b>4-0-1-2</b>	<b>5-1-0-0</b>
3- 4	South Carolina	-----	-----	<b>4-0-0-0</b>	<b>3-0-0-1</b>	<b>4-1-1-1</b>	-----	<b>4-0-0-0</b>	-----	<b>5-1-3-0</b>	<b>5-2-2-2</b>	<b>2-2-2-1</b>	<b>0-0-0-0</b>	<b>5-0-2-0</b>	<b>6-0-2-1</b>
3- 7	Holy Cross	<b>2-0-2-3</b>	<b>2-1-1-0</b>	<b>1-1-0-0</b>	<b>3-1-0-0</b>	<b>3-1-1-1</b>	<b>2-1-1-1</b>	<b>2-0-0-0</b>	-----	<b>4-1-2-4</b>	<b>3-4-3-5</b>	<b>4-3-3-1</b>	<b>3-1-0-0</b>	<b>4-0-1-1</b>	<b>4-2-2-0</b>
3- 9	* North Carolina	<b>1-0-1-0</b>	<b>0-0-0-0</b>	<b>3-0-1-1</b>	<b>4-0-1-0</b>	<b>3-0-0-0</b>	-----	-----	<b>4-0-0-1</b>	<b>3-0-1-0</b>	<b>4-0-0-0</b>	<b>4-1-3-1</b>	<b>0-0-0-0</b>	<b>4-1-1-0</b>	<b>4-1-0-0</b>
3-10	* North Carolina	<b>4-1-1-2</b>	-----	<b>2-0-0-0</b>	<b>4-0-1-0</b>	<b>2-0-0-0</b>	-----	-----	<b>4-1-3-0</b>	<b>3-0-0-0</b>	<b>2-0-0-0</b>	<b>3-0-0-0</b>	-----	<b>4-1-3-0</b>	<b>3-0-0-1</b>
3-11	* North Carolina	<b>2-1-0-0</b>	<b>3-0-1-0</b>	<b>2-0-0-0</b>	<b>5-0-2-2</b>	-----	-----	<b>2-0-0-0</b>	<b>6-0-1-0</b>	<b>4-2-2-2</b>	<b>4-0-0-0</b>	<b>5-1-1-0</b>	-----	<b>5-1-2-1</b>	<b>4-0-1-0</b>
3-14	Western Carolina	<b>2-0-0-0</b>	<b>2-0-0-0</b>	<b>3-0-1-0</b>	<b>2-1-1-0</b>	-----	-----	<b>1-0-0-0</b>	<b>4-0-0-0</b>	<b>4-0-0-1</b>	<b>2-1-1-1</b>	<b>4-0-0-0</b>	-----	<b>4-1-1-0</b>	<b>4-2-3-1</b>
3-16	* Boston College	<b>3-0-0-1</b>	-----	<b>0-0-0-0</b>	<b>4-1-1-0</b>	<b>1-0-1-1</b>	-----	<b>3-1-1-2</b>	<b>2-2-1-0</b>	<b>4-1-1-0</b>	<b>4-0-0-0</b>	<b>3-0-1-0</b>	<b>0-0-0-0</b>	<b>3-0-1-1</b>	<b>4-1-1-0</b>
3-17	* Boston College	<b>3-1-0-0</b>	-----	-----	<b>4-1-1-0</b>	-----	-----	<b>4-2-2-1</b>	<b>3-1-1-0</b>	<b>3-0-0-0</b>	<b>3-0-2-2</b>	<b>3-1-1-1</b>	-----	<b>5-0-1-0</b>	<b>5-0-3-1</b>
3-18	* Boston College	<b>1-0-0-0</b>	<b>1-0-0-0</b>	<b>1-0-1-0</b>	<b>2-0-1-1</b>	<b>2-0-1-2</b>	-----	<b>4-1-1-1</b>	<b>4-1-1-1</b>	-----	<b>4-0-1-0</b>	<b>4-1-1-1</b>	<b>4-0-1-1</b>	<b>4-1-0-0</b>	<b>5-1-2-0</b>
3-20	Elon	<b>2-0-0-0</b>	<b>1-1-1-0</b>	<b>2-0-0-0</b>	-----	<b>1-0-0-0</b>	-----	<b>4-0-0-1</b>	<b>4-0-0-1</b>	-----	<b>3-0-1-1</b>	<b>2-1-0-0</b>	<b>4-2-2-1</b>	<b>3-1-1-0</b>	<b>4-1-4-2</b>
3-21	* Elon	<b>2-0-0-0</b>	-----	<b>2-0-0-0</b>	-----	-----	<b>4-0-3-3</b>	<b>3-2-1-0</b>	<b>2-0-1-0</b>	<b>0-0-0-0</b>	<b>4-0-1-0</b>	<b>4-0-0-0</b>	<b>3-1-1-0</b>	<b>4-1-1-0</b>	<b>4-0-1-0</b>
3-23	* Virginia	-----	<b>3-0-1-0</b>	<b>2-0-0-0</b>	<b>0-0-0-0</b>	<b>1-1-1-0</b>	<b>1-0-0-0</b>	<b>4-1-1-1</b>	<b>3-0-0-0</b>	<b>1-0-0-0</b>	<b>4-0-1-0</b>	<b>2-0-0-1</b>	<b>3-0-0-0</b>	<b>4-0-3-1</b>	<b>5-1-1-0</b>
3-24	* Virginia	-----	-----	-----	-----	<b>1-0-0-0</b>	<b>3-0-0-0</b>	<b>3-0-0-0</b>	<b>3-0-0-0</b>	<b>3-0-0-0</b>	<b>3-0-0-0</b>	<b>3-0-0-0</b>	<b>2-0-0-0</b>	<b>4-0-1-1</b>	<b>4-1-1-0</b>
3-25	* Virginia	<b>4-2-1-0</b>	<b>1-0-1-0</b>	-----	<b>0-0-0-0</b>	<b>1-0-0-0</b>	<b>3-0-0-0</b>	<b>4-0-1-0</b>	<b>4-0-2-0</b>	-----	<b>4-1-1-1</b>	<b>4-0-0-0</b>	<b>1-0-1-0</b>	<b>4-0-0-0</b>	<b>4-0-3-2</b>
3-27	Georgia	-----	<b>4-0-2-0</b>	-----	-----	-----	-----	<b>4-2-2-0</b>	<b>3-1-0-1</b>	<b>2-0-1-3</b>	<b>6-1-3-1</b>	<b>6-2-3-3</b>	<b>4-1-2-1</b>	<b>6-1-1-0</b>	<b>6-2-2-0</b>
3-28	Presbyterian College	-----	<b>2-1-1-0</b>	<b>1-0-0-0</b>	-----	<b>1-0-0-0</b>	-----	<b>3-0-0-0</b>	<b>4-0-0-0</b>	<b>4-0-1-0</b>	<b>4-0-1-0</b>	<b>4-1-1-2</b>	<b>2-0-0-0</b>	<b>4-1-1-0</b>	<b>3-1-1-1</b>
3-30	* Miami (FL)	<b>3-1-0-0</b>	<b>3-0-0-0</b>	-----	<b>3-0-2-1</b>	-----	<b>1-0-0-0</b>	-----	<b>4-0-1-0</b>	<b>4-1-2-0</b>	<b>4-0-1-1</b>	<b>2-0-0-0</b>	<b>0-0-0-0</b>	<b>4-0-0-0</b>	<b>4-1-2-1</b>
3-31	* Miami (FL)	<b>4-0-1-0</b>	-----	-----	<b>4-0-0-0</b>	-----	-----	-----	<b>4-1-1-0</b>	<b>4-0-0-0</b>	<b>3-0-1-0</b>	<b>3-0-1-2</b>	<b>3-1-1-1</b>	<b>4-0-1-0</b>	<b>4-1-2-0</b>
4- 1	* Miami (FL)	<b>4-0-0-0</b>	<b>3-1-1-0</b>	-----	<b>4-0-0-0</b>	-----	-----	-----	<b>3-0-0-0</b>	<b>3-0-0-0</b>	<b>3-0-2-2</b>	<b>3-0-1-0</b>	-----	<b>4-0-2-0</b>	<b>4-1-1-0</b>
4- 3	Winthrop	<b>1-0-0-0</b>	<b>4-1-2-1</b>	<b>3-1-2-0</b>	<b>2-1-1-1</b>	<b>1-0-0-0</b>	<b>1-0-0-0</b>	<b>1-0-1-1</b>	<b>2-1-1-1</b>	<b>5-1-2-0</b>	<b>4-1-1-3</b>	<b>3-2-2-2</b>	<b>2-0-0-0</b>	<b>2-2-1-1</b>	<b>4-1-1-0</b>
4- 4	Western Carolina	-----	<b>3-1-2-1</b>	<b>2-2-1-0</b>	<b>4-2-2-3</b>	<b>2-0-0-0</b>	<b>1-0-0-0</b>	<b>1-0-0-0</b>	<b>2-1-1-0</b>	<b>5-0-1-0</b>	<b>5-0-1-1</b>	<b>5-0-3-2</b>	-----	<b>3-1-0-0</b>	<b>5-1-2-1</b>
4- 6	* Duke	-----	<b>4-1-1-0</b>	-----	<b>5-0-1-0</b>	-----	-----	<b>4-1-1-1</b>	<b>5-0-2-1</b>	<b>4-1-1-0</b>	<b>5-0-1-0</b>	<b>4-0-2-1</b>	-----	<b>5-0-0-0</b>	<b>6-1-1-0</b>
4- 7	* Duke	-----	<b>4-2-0-0</b>	<b>3-1-2-0</b>	<b>6-3-4-5</b>	-----	-----	-----	<b>4-0-1-0</b>	<b>4-0-1-1</b>	<b>5-0-1-1</b>	<b>4-1-3-2</b>	<b>1-1-1-1</b>	<b>4-1-1-0</b>	<b>5-2-1-1</b>
4- 8	* Duke	-----	<b>3-1-1-3</b>	-----	<b>5-0-2-0</b>	-----	-----	<b>4-0-0-0</b>	<b>3-0-3-1</b>	<b>3-1-0-0</b>	<b>3-0-1-0</b>	<b>5-1-2-0</b>	<b>1-1-0-0</b>	<b>2-0-0-0</b>	<b>4-0-0-0</b>
4-10	* Furman	<b>0-0-0-0</b>	<b>4-0-2-1</b>	<b>1-0-0-0</b>	<b>4-4-3-0</b>	<b>2-0-0-0</b>	<b>2-0-0-0</b>	<b>4-0-1-2</b>	-----	<b>4-3-3-5</b>	<b>5-0-0-1</b>	<b>3-3-2-1</b>	<b>1-0-0-0</b>	<b>5-0-0-0</b>	<b>3-2-0-0</b>
4-11	Georgia	-----	<b>4-0-0-0</b>	<b>1-0-0-0</b>	<b>5-2-3-3</b>	-----	-----	<b>3-0-1-0</b>	<b>3-2-1-0</b>	<b>4-0-0-0</b>	<b>5-0-1-1</b>	<b>4-0-2-1</b>	-----	<b>3-1-1-0</b>	<b>5-2-2-2</b>
4-13	* N.C. State	-----	<b>4-1-0-0</b>	-----	<b>7-3-4-2</b>	-----	-----	<b>6-0-0-0</b>	<b>3-0-0-0</b>	<b>5-0-0-0</b>	<b>6-0-2-1</b>	<b>3-0-3-2</b>	<b>0-2-0-0</b>	<b>6-0-2-1</b>	<b>5-1-1-0</b>
4-14	* N.C. State	-----	<b>4-0-1-0</b>	<b>3-0-0-0</b>	<b>4-0-1-0</b>	<b>2-0-2-0</b>	-----	<b>1-0-0-0</b>	<b>2-0-0-0</b>	<b>3-0-0-0</b>	<b>4-0-1-0</b>	<b>3-1-0-0</b>	<b>0-0-0-0</b>	<b>2-0-0-0</b>	<b>4-0-0-0</b>
4-15	* N.C. State	-----	<b>4-1-0-0</b>	-----	<b>5-0-2-1</b>	<b>3-0-0-0</b>	-----	<b>0-0-0-0</b>	<b>1-0-0-0</b>	<b>4-0-1-0</b>	<b>3-0-0-1</b>	<b>4-0-2-0</b>	<b>2-0-1-1</b>	<b>4-0-0-0</b>	<b>5-2-1-0</b>
4-17	Charleston Southern	-----	<b>3-0-2-0</b>	<b>2-0-0-0</b>	<b>5-0-1-1</b>	-----	<b>3-0-2-0</b>	-----	<b>2-0-0-0</b>	-----	<b>4-0-1-0</b>	<b>4-1-2-1</b>	<b>1-2-0-0</b>	<b>3-0-1-0</b>	<b>4-0-0-1</b>
4-20	* Maryland	-----	<b>4-0-1-0</b>	-----	<b>4-1-1-0</b>	-----	-----	-----	<b>3-0-0-0</b>	<b>4-0-1-0</b>	<b>5-0-2-2</b>	<b>3-1-1-2</b>	<b>4-0-0-0</b>	<b>4-2-3-0</b>	<b>5-1-1-0</b>
4-21	* Maryland <sup>(1)</sup>	-----	<b>3-0-0-0</b>	-----	<b>4-2-2-0</b>	-----	-----	<b>4-0-1-0</b>	<b>4-1-1-0</b>	<b>4-0-2-1</b>	<b>4-1-3-2</b>	<b>4-1-1-0</b>	<b>0-0-0-0</b>	<b>4-0-1-1</b>	<b>5-0-1-0</b>
4-21	* Maryland <sup>(2)</sup>	-----	<b>4-0-0-0</b>	-----	<b>5-0-2-2</b>	-----	-----	<b>3-1-1-0</b>	<b>3-1-1-1</b>	<b>4-0-2-0</b>	<b>3-2-1-1</b>	<b>5-0-1-0</b>	<b>0-0-0-0</b>	<b>3-2-2-2</b>	<b>5-1-2-1</b>
4-24	Coastal Carolina	-----	<b>5-0-1-1</b>	<b>1-1-0-0</b>	<b>5-0-1-2</b>	-----	<b>0-0-0-0</b>	-----	<b>5-1-1-1</b>	<b>5-1-1-0</b>	<b>5-1-3-1</b>	<b>3-0-0-0</b>	<b>1-1-0-0</b>	<b>3-2-0-0</b>	<b>3-0-2-1</b>
4-27	* Georgia Tech	-----	<b>6-1-1-0</b>	-----	<b>5-1-1-1</b>	-----	-----	<b>2-1-1-4</b>	<b>5-1-2-0</b>	<b>5-1-1-0</b>	<b>6-0-0-0</b>	<b>6-0-1-0</b>	-----	<b>3-0-1-0</b>	<b>6-0-1-0</b>
4-28	* Georgia Tech	-----	<b>5-1-1-0</b>	-----	<b>6-0-2-2</b>	-----	-----	<b>4-3-3-0</b>	<b>5-2-3-5</b>	<b>4-2-2-0</b>	<b>5-3-3-3</b>	<b>5-0-0-0</b>	<b>0-0-0-0</b>	<b>4-1-2-2</b>	<b>4-1-1-1</b>
4-29	* Georgia Tech	-----	<b>4-2-2-2</b>	-----	<b>6-1-1-0</b>	-----	-----	<b>5-2-2-1</b>	<b>5-1-5-2</b>	<b>6-1-2-2</b>	<b>4-1-1-0</b>	<b>5-1-1-0</b>	<b>0-0-0-0</b>	<b>4-1-1-1</b>	<b>6-1-3-2</b>
5- 5	College of Charleston	-----	<b>3-0-0-0</b>	-----	<b>5-1-1-1</b>	<b>1-0-0-0</b>	-----	<b>3-1-1-0</b>	<b>4-0-0-0</b>	<b>5-0-1-2</b>	<b>3-0-0-0</b>	<b>3-1-0-0</b>	<b>0-0-0-0</b>	<b>4-0-0-0</b>	<b>5-1-1-0</b>
5- 6	College of Charleston	<b>0-0-0-0</b>	<b>1-2-0-0</b>	<b>0-0-0-0</b>	<b>5-2-3-2</b>	-----	<b>1-0-0-0</b>	<b>3-1-2-2</b>	<b>4-1-1-2</b>	<b>2-1-1-0</b>	<b>4-1-1-0</b>	<b>5-1-3-1</b>	<b>1-0-0-0</b>	<b>4-1-1-1</b>	<b>4-2-1-0</b>
5- 7	College of Charleston	-----	<b>4-0-0-0</b>	-----	<b>3-0-1-0</b>	<b>1-0-0-0</b>	-----	<b>3-0-0-0</b>	<b>4-0-0-0</b>	<b>3-0-0-0</b>	<b>4-0-2-0</b>	<b>4-0-1-1</b>	-----	<b>2-1-0-0</b>	<b>4-1-2-1</b>
5- 8	Tennessee Tech	<b>0-0-0-0</b>	<b>4-1-1-0</b>	-----	<b>5-0-1-1</b>	<b>2-1-2-2</b>	<b>5-0-0-0</b>	<b>2-0-0-0</b>	-----	<b>4-1-2-1</b>	<b>5-0-1-0</b>	<b>6-2-3-2</b>	<b>1-2-0-0</b>	<b>3-0-1-0</b>	<b>5-2-3-1</b>
5-12	* Florida State	-----	<b>4-1-1-0</b>	-----	<b>3-1-0-0</b>	-----	-----	<b>4-1-1-1</b>	<b>4-1-1-3</b>	<b>3-1-0-0</b>	<b>4-0-2-2</b>	<b>4-1-1-1</b>	<b>0-0-0-0</b>	<b>3-1-2-0</b>	<b>3-0-1-0</b>
5-14	* Florida State <sup>(1)</sup>	-----	<b>3-1-1-0</b>	-----	<b>4-1-1-0</b>	-----	-----	<b>4-1-2-2</b>	<b>5-2-1-2</b>	<b>4-1-1-1</b>	<b>4-0-1-1</b>	<b>3-2-1-0</b>	<b>0-0-0-0</b>	<b>3-0-0-0</b>	<b>4-1-1-2</b>
5-14	* Florida State <sup>(2)</sup>	-----	<b>3-0-0-0</b>	-----	<b>3-1-1-0</b>	-----	<b>0-0-0-0</b>	<b>3-2-1-0</b>	<b>3-1-1-0</b>	<b>4-0-0-0</b>	<b>4-0-1-1</b>	<b>5-0-2-0</b>	<b>0-0-0-0</b>	<b>4-1-2-4</b>	<b>5-0-1-0</b>
5-15	Furman	<b>1-0-0-0</b>	<b>3-0-1-1</b>	<b>2-1-1-0</b>	<b>2-1-1-0</b>	<b>2-1-1-0</b>	<b>0-0-0-0</b>	<b>4-1-1-0</b>	<b>2-0-1-0</b>	<b>3-1-1-2</b>	<b>4-1-1-2</b>	<b>4-2-0-0</b>	<b>1-0-0-1</b>	<b>4-1-1-0</b>	-----
5-17	* Wake Forest	-----	<b>4-0-0-0</b>	-----	<b>4-0-0-0</b>	<b>1-0-0-0</b>	-----	<b>3-0-0-0</b>	<b>3-0-0-0</b>	<b>4-0-0-0</b>	<b>4-0-1-0</b>	<b>4-0-4-2</b>	-----	<b>2-1-1-0</b>	<b>3-1-1-0</b>
5-18	* Wake Forest	-----	-----	-----	<b>4-0-1-0</b>	<b>3-0-0-0</b>	-----	<b>3-0-1-0</b>	<b>4-0-0-0</b>	<b>3-0-1-1</b>	<b>3-1-1-0</b>	<b>4-0-0-0</b>	<b>0-0-0-0</b>	<b>3-0-1-0</b>	<b>3-0-0-0</b>
5-19	* Wake Forest	<b>1-0-1-0</b>	<b>2-0-0-0</b>	<b>0-0-0-0</b>	<b>4-0-1-0</b>	-----	<b>1-0-0-0</b>	<b>2-0-1-0</b>	<b>2-0-0-0</b>	<b>3-0-0-0</b>	<b>4-0-0-0</b>	<b>3-0-0-0</b>	-----	<b>4-0-1-0</b>	<b>3-0-0-0</b>
5-24	+ Virginia	-----	<b>4-0-1-0</b>	-----	<b>4</b>										

# CAREER INDIVIDUAL GAME-BY-GAME PITCHING STATS

## #43 Patrick Andrews, RHP

2012 • Fr.										
Date	Opponent	IP	H	R	ER	BB	SO	Dec		
2-25	Maine	1.0	0	0	0	1	3			
3-3	South Carolina	2.1	3	2	2	0	2			
3-7	Holy Cross	1.0	1	0	0	0	2			
3-10	*North Carolina	1.1	0	0	0	1	0			
3-11	*North Carolina	1.0	1	2	2	2	0			
3-20	Elon	2.0	3	1	1	1	3			
3-24	*Virginia	^1.0	0	0	0	0	0			
3-27	Georgia	1.1	0	0	0	0	2			
3-28	Presbyterian College	^0.1	0	0	0	0	1			
3-31	*Miami (FL)	^2.0	1	0	0	0	1	S		
4-4	Western Carolina	1.0	3	4	0	1	1	L		
4-7	*Duke	^2.2	3	1	1	0	1	S		
4-11	Georgia	0.2	2	2	2	2	2	L		
4-14	*N.C. State	^1.2	0	0	0	0	2			
4-17	Charleston Southern	^0.2	1	0	0	0	0	W		
4-24	Coastal Carolina	1.1	2	4	4	1	2	L		
5-6	College of Charleston	0.0	2	3	3	1	0			
5-14	*Florida State <sup>(2)</sup>	^6.2	6	3	3	5	2			
5-19	*Wake Forest	0.0	1	0	0	0	0			
5-25	+Florida State	^1.1	0	0	0	0	1	W		

## #27 Kyle Bailey, LHP

2012 • Fr.										
Date	Opponent	IP	H	R	ER	BB	SO	Dec		
4-4	Western Carolina	^1.0	2	0	0	0	1			
4-15	*N.C. State	0.0	0	0	0	1	0			

## #42 Clay Bates, RHP

2012 • *Fr.										
Date	Opponent	IP	H	R	ER	BB	SO	Dec		
2-18	UAB <sup>(1)</sup>	^1.0	1	0	0	1	0			
2-25	Maine	^1.0	3	1	1	0	0			
3-21	*Elon	0.1	1	0	0	0	0			
3-27	Georgia	^1.0	2	1	1	0	1			
4-4	Western Carolina	0.2	4	3	3	0	0			
4-11	Georgia	1.2	0	0	0	0	2			
5-6	College of Charleston	^2.0	0	0	0	0	0			
5-8	Tennessee Tech	0.2	2	2	2	2	0			
5-14	*Florida State <sup>(1)</sup>	0.1	0	0	0	1	0			

## #19 Kevin Brady, RHP

2009 • Fr.										
Date	Opponent	IP	H	R	ER	BB	SO	Dec		
2-21	Charlotte	1.1	1	0	0	0	0			
2-25	Wofford	^4.2	6	1	1	1	3			
3-4	North Carolina-Asheville	^3.0	2	1	1	1	2			
3-11	*Michigan State	^1.2	0	0	0	3	3			

2010 • *Fr.										
Date	Opponent	IP	H	R	ER	BB	SO	Dec		
2-21	Furman	^3.1	3	2	1	0	1	W		
2-28	Wright State	1.0	3	1	1	0	1			
3-3	Dayton	1.0	0	0	0	0	0			
3-11	Gardner-Webb	2.0	3	0	0	0	5			
3-16	Charlotte	5.0	4	3	2	4	8			
3-23	Elon	^4.0	7	4	4	2	5			
4-6	Georgia	1.0	1	0	0	0	1			
4-7	Georgia	1.0	0	0	0	0	1			
4-14	Western Carolina	^1.2	0	0	0	1	2			
4-17	*Georgia Tech	^1.0	0	0	0	0	0			
4-21	South Carolina-Upstate	1.0	1	0	0	0	0			
4-25	*North Carolina	^0.1	0	0	0	0	1			
5-1	Florida Gulf Coast	^1.1	2	0	0	0	2			
5-7	*Maryland	1.0	4	3	3	0	1			
5-15	*Wake Forest	1.0	0	0	0	0	2			
5-16	*Wake Forest	^2.0	5	2	2	2	1			
5-18	Presbyterian College	1.0	2	0	0	0	0			
5-26	+N.C. State	2.1	3	3	3	0	6			
5-29	+Georgia Tech	^2.0	0	0	0	0	4			
6-7	\$ Auburn	^3.0	5	0	0	0	3	S		
6-14	! Alabama	0.2	4	5	3	1	1			
6-26	! South Carolina	^0.2	0	0	0	0	0			

## 2011 • \*So.

Date	Opponent	IP	H	R	ER	BB	SO	Dec		
2-20	Eastern Michigan	^5.1	2	1	1	1	10	W		
2-27	*Michigan State	^7.0	4	0	0	0	9	W		
3-6	South Carolina	^4.0	3	1	1	0	4			
5-17	Davidson	1.0	0	0	0	0	1			
5-20	*Florida State	1.2	0	0	0	0	4			
5-21	*Florida State	1.0	3	2	2	0	0			
5-26	+Florida State	0.2	0	0	0	0	1			
5-28	+N.C. State	0.2	1	0	0	0	1			
6-5	\$ Connecticut	1.2	3	3	3	0	3			
6-6	\$ Connecticut	0.1	3	3	3	0	0			

## 2012 • \*Jr.

Date	Opponent	IP	H	R	ER	BB	SO	Dec		
2-17	UAB	^5.0	4	1	1	2	4			
2-24	Maine	^5.0	4	2	0	0	5			
3-2	% South Carolina	^6.0	4	1	1	2	7			
3-9	*North Carolina	^5.1	6	4	4	0	6	L		
3-16	*Boston College	^6.2	5	3	3	5	9	W		
3-23	*Virginia	^2.1	4	3	1	1	2	L		
3-30	*Miami (FL)	^3.1	3	1	1	5	4			
4-6	*Duke	^6.0	4	1	1	1	3			
4-13	*N.C. State	^5.2	4	3	3	3	4			
4-20	*Maryland	^7.0	5	0	0	2	8			
4-27	*Georgia Tech	^5.2	4	2	2	1	3			
5-19	*Wake Forest	1.0	1	0	0	0	2			
5-25	+Florida State	1.2	1	0	0	2	2			
6-2	\$ South Carolina	^3.0	5	1	1	0	3	L		

## #36 Matt Campbell, RHP

2011 • Fr.										
Date	Opponent	IP	H	R	ER	BB	SO	Dec		
2-26	Charleston Southern	2.0	0	0	0	1	2			
3-19	*Duke	1.0	0	0	0	0	3			
3-20	*Duke	^1.2	0	0	0	0	1			
3-22	Elon	0.2	1	0	0	1	0			
3-25	*N.C. State	1.2	2	1	1	1	1			
3-29	Georgia	1.0	1	1	1	0	1			
4-2	*North Carolina	0.0	1	2	2	1	0			
4-6	Western Carolina	0.1	0	0	0	1	1			
4-23	*Wake Forest	^2.1	0	1	0	2	4			
5-7	Gardner-Webb <sup>(2)</sup>	^1.0	1	0	0	0	2			
5-10	*Furman	^1.2	0	0	0	3	1	S		
5-14	*Virginia Tech <sup>(2)</sup>	^2.0	0	0	0	3	3	S		
5-17	Davidson	^1.0	1	0	0	0	2			
5-19	*Florida State	2.0	2	1	1	0	1			
5-28	+N.C. State	2.1	1	0	0	0	1	W		
6-6	\$ Connecticut	2.2	2	3	3	2	2			

## 2012 • So.

Date	Opponent	IP	H	R	ER	BB	SO	Dec		
2-17	UAB	3.0	4	1	1	0	3	L		
2-24	Maine	2.0	4	2	2	0	1			
3-2	% South Carolina	3.1	1	0	0	0	3			
3-9	*North Carolina	2.0	1	0	0	2	2			
3-11	*North Carolina	2.0	3	2	1	2	1	L		
3-16	*Boston College	^2.0	1	1	1	1	3	S		
3-21	*Elon	^1.0	0	0	0	1	1	S		
3-23	*Virginia	^0.1	1	0	0	1	1			
3-25	*Virginia	0.0	0	0	0	1	0			
3-27	Georgia	1.1	0	0	0	0	0			
3-30	*Miami (FL)	4.0	1	0	0	0	7	W		
4-24	Coastal Carolina	2.0	3	1	1	2	3			
4-27	*Georgia Tech	2.1	0	1	1	2	4			

## #20 Scott Firth, RHP

2010 • Fr.										
Date	Opponent	IP	H	R	ER	BB	SO	Dec		
2-20	*Michigan State	^1.0	1	0	0	1	2			
2-28	Wright State	^1.0	2	1	0	0	2			
3-3	Dayton	1.0	0	0	0	1	1			
3-11	Gardner-Webb	1.0	0	0	0	0	1			
3-17	Georgia Southern	^3.2	5	6	2	4	3			
3-23	Elon	1.0	5	5	3	1	0	L		
4-6	Georgia	1.0	1	0	0	1	0			
4-14	Western Carolina	1.1	3	0	0	0	0			
4-18	*Georgia Tech	1.0	2	1	1	1	2			
4-21	South Carolina-Upstate	1.0	0	0	0	0	1			
5-4	Florida Gulf Coast	2.0	1	0	0	1	1			
5-11	*Furman	^6.0	6	1	1	1	4	W		
5-18	Presbyterian College	^5.1	7	2	2	0	6	W		
5-28	+Virginia Tech	4.0	5	2	2	0	1			
6-4	\$ Southern Mississippi	1.0	1	0	0	0	0			
6-7	\$ Auburn	^1.1	4	3	2	1	1			

## 2011 • So.

Date	Opponent	IP	H	R	ER	BB	SO	Dec
2-19	Eastern Michigan	1.0	3	3	3	2	1	
2-25	Cincinnati	2.0	0	0	0	1	0	
3-4	South Carolina	2.1	3	2	2	1	1	
3-12	*Virginia	3.1	3	3	0	0	1	
3-20	*Duke	6.2	3	2	0	1	5	W
3-27	*N.C. State	5.0	3	2	2	6	5	W
4-3	*North Carolina	5.0	4	4	3	5	3	
4-9	*Maryland	6.0	2	0	0	4	5	W
4-16	*Boston College <sup>(1)</sup>	2.1	5	3	2	1	3	
4-23	*Wake Forest	2.0	2	3	3	4	1	L
5-7	Gardner-Webb <sup>(1)</sup>	1.0	1	0	0	0	0	
5-10	*Furman	3.0	3	0	0	0	4	W
5-14	*Virginia Tech <sup>(1)</sup>	2.0	2	0	0	0	1	
5-17	Davidson	1.0	0	0	0	1	2	
5-26	+ Florida State	1.1	2	1	1	0	1	
6-3	*Sacred Heart	6.0	6	1	1	1	5	W



# CAREER INDIVIDUAL GAME-BY-GAME PITCHING STATS

## #23 Daniel Gossett, RHP

2012 • Fr.										
Date	Opponent	IP	H	R	ER	BB	SO	Dec		
2-17	UAB	^1.0	0	0	0	1	0			
2-26	Maine	^1.0	0	0	0	1	1	S		
3- 2	% South Carolina	^1.2	3	2	2	1	3	L		
3- 7	Holy Cross	^1.0	1	0	0	0	0			
3-10	*North Carolina	0.0	2	3	3	1	0	L		
3-14	Western Carolina	^3.1	6	4	4	1	4			
3-21	*Elon	^7.0	3	2	2	2	10	W		
3-27	Georgia	^5.0	6	4	4	3	4	W		
4- 3	*Winthrop	^7.0	3	0	0	0	13	W		
4- 8	*Duke	^2.0	2	0	0	0	2	S		
4-11	Georgia	^4.1	5	6	6	5	4			
4-17	Charleston Southern	^5.0	4	2	2	2	4			
4-24	Coastal Carolina	^4.0	5	4	4	2	3			
4-29	*Georgia Tech	^5.1	3	4	4	3	7	W		
5- 5	College of Charleston	^4.1	3	1	1	1	8	W		
5-12	*Florida State	^4.0	2	0	0	5	3	W		
5-18	*Wake Forest	^7.1	6	2	2	2	7	L		
5-24	+ Virginia	^6.2	4	1	1	6	6			
6- 2	\$ South Carolina	^7.0	4	2	2	3	8			

## #29 David Haselden, RHP

2009 • Fr.										
Date	Opponent	IP	H	R	ER	BB	SO	Dec		
3-10	Michigan State	1.0	1	0	0	0	1			
3-27	Boston College	3.2	6	4	4	0	3			
4- 4	*Duke	2.1	2	2	2	0	1			
4-15	Western Carolina	^4.0	5	2	2	0	3			
5-11	*Furman	^5.0	5	1	1	1	6	W		
5-14	*N.C. State	^0.2	2	1	0	0	0			
5-31	\$ Tennessee Tech	^1.0	0	0	0	0	2			

2010 • So.										
Date	Opponent	IP	H	R	ER	BB	SO	Dec		
2-27	Wright State	^2.1	0	0	0	0	1	W		
3- 3	Dayton	1.0	0	0	0	0	2			
3- 5	South Carolina	^4.0	0	0	0	1	3	W		
3-19	*Virginia Tech	^1.2	0	0	0	2	2	S		
3-23	Elon	^1.2	3	4	1	1	2			
3-26	*Virginia	^1.1	4	1	1	1	1	L		
3-27	*Virginia <sup>(1)</sup>	^1.1	3	1	1	1	2	S		
3-31	Coastal Carolina	^3.0	1	1	1	2	4	L		
4- 3	*Boston College	1.0	1	0	0	0	0			
4- 4	*Boston College	^2.2	4	1	1	0	2	W		
4- 9	*Duke	0.0	3	3	3	0	0			
4-11	*Duke	2.2	4	2	2	0	1			
4-16	*Georgia Tech	^2.0	2	2	2	1	1	L		
4-21	South Carolina-Upstate	^2.0	3	0	0	0	2	W		
4-24	*North Carolina <sup>H</sup>	3.2	5	1	1	0	2			
5- 1	Florida Gulf Coast	0.2	2	2	2	1	1	L		
5-15	*Wake Forest	^1.0	1	0	0	0	1			
5-21	*Florida State	^2.2	2	1	1	1	1			
5-26	+ N.C. State	0.0	2	0	0	1	0			
6- 6	\$ Auburn	2.0	3	3	3	0	1			
6-13	! Alabama	^1.0	0	0	0	0	0			
6-25	! South Carolina	3.1	4	2	2	1	0			

## 2011 • Jr.

Date	Opponent	IP	H	R	ER	BB	SO	Dec		
2-18	Eastern Michigan	2.0	1	0	0	0	1			
2-20	Eastern Michigan	^3.0	2	0	0	0	2	S		
2-26	Charleston Southern	^5.0	4	1	1	1	2	W		
3- 6	South Carolina	1.0	1	1	1	1	0			
3- 8	*South Carolina	^6.0	3	0	0	1	5			
3-13	*Virginia	^2.1	6	5	4	1	0	L		
3-19	*Duke	^4.0	6	6	4	1	4			
3-23	Elon	3.0	1	0	0	1	2			
3-27	*N.C. State	3.1	2	1	1	1	5			
4- 1	*North Carolina	0.1	2	4	0	1	0			
4- 5	Coastal Carolina	^7.0	2	0	0	2	3	W		
4- 9	*Maryland	^3.0	1	0	0	0	3	S		
4-12	Presbyterian College	1.0	1	0	0	0	2			
4-16	*Boston College <sup>(1)</sup>	5.2	5	2	2	0	5	W		
4-20	Georgia	1.0	1	0	0	0	1			
4-23	*Wake Forest	3.0	5	3	1	0	2			
4-27	Western Carolina	2.2	3	0	0	0	0	W		
4-30	*Georgia Tech	^6.0	6	2	2	1	2			
5- 8	Gardner-Webb	2.0	0	0	0	0	5			
5-19	*Florida State	1.2	1	1	0	1	1			
5-21	*Florida State	2.2	0	0	0	1	0	W		
5-25	+ Georgia Tech	^4.0	2	0	0	0	2	S		
5-28	+ N.C. State	2.2	3	1	1	1	0			
6- 4	\$ Coastal Carolina	4.0	5	2	2	0	2	W		
6- 6	\$ Connecticut	0.1	2	1	0	0	0			

## 2012 • Sr.

Date	Opponent	IP	H	R	ER	BB	SO	Dec		
2-18	UAB <sup>(2)</sup>	^4.0	7	2	2	0	3			
2-26	Maine	^3.0	5	3	1	2	1			
3- 7	Holy Cross	^5.0	6	1	1	0	2	W		
3-10	*North Carolina	^1.0	0	0	0	0	0			
3-14	Western Carolina	0.1	4	4	4	0	1	L		
3-24	*Virginia	3.1	4	0	0	1	3			
3-28	Presbyterian College	2.2	3	3	2	1	2			
4- 3	Winthrop	1.0	1	0	0	1	0			
4- 4	Western Carolina	1.1	2	0	0	0	2			
4-10	*Furman	1.2	3	0	0	1	3	W		
4-15	*N.C. State	1.1	0	0	0	2	1			
4-24	Coastal Carolina	0.0	3	1	1	0	0			
5- 8	Tennessee Tech	^6.0	5	0	0	0	4	W		
5-15	Furman	^7.2	8	2	2	4	5	W		
5-19	*Wake Forest	^1.0	0	0	0	0	0			
5-25	+ Florida State	3.2	4	3	3	3	5			
6- 1	\$ Coastal Carolina	^4.0	3	1	1	4	1	S		
6- 3	\$ South Carolina	^0.2	3	3	3	1	0	L		

## #15 Mike Kent, RHP

2010 • Fr.										
Date	Opponent	IP	H	R	ER	BB	SO	Dec		
3-17	Georgia Southern	3.1	2	0	0	1	3	W		
3-24	Elon	^4.0	4	3	2	2	1			
4- 7	Georgia	^3.0	4	4	4	3	0			
4-14	Western Carolina	0.0	2	4	4	2	0	L		
5-14	*Wake Forest	1.0	0	0	0	0	3			
5-16	*Wake Forest	3.2	3	3	3	2	1			

## 2011 • So.

Date	Opponent	IP	H	R	ER	BB	SO	Dec		
4- 6	Western Carolina	0.1	1	2	2	3	0			

## 2012 • \*So.

Date	Opponent	IP	H	R	ER	BB	SO	Dec		
2-18	UAB <sup>(1)</sup>	1.0	2	0	0	0	0			
2-25	Maine	2.0	1	0	0	0	0			
3- 3	South Carolina	^0.1	0	0	0	0	0			
3- 7	Holy Cross	0.2	1	0	0	1	0			
3-11	*North Carolina	1.0	1	0	0	1	0			
3-20	Elon	^2.0	0	0	0	0	3			
3-23	*Virginia	5.1	5	3	3	3	3			
3-28	Presbyterian College	2.0	3	4	0	1	4			
4- 1	*Miami (FL)	0.0	2	2	2	0	0	L		
4- 4	Western Carolina	3.0	4	1	1	1	0			
4-10	*Furman	^4.0	5	1	1	0	3	S		
4-15	*N.C. State	^1.2	0	0	0	0	2			
4-17	Charleston Southern	1.1	2	0	0	0	1			
4-21	*Maryland <sup>(1)</sup>	^3.1	3	0	0	0	2	S		
4-28	*Georgia Tech	^5.0	4	1	1	0	1	W		
5- 5	College of Charleston	0.2	1	0	0	0	0			
5- 8	Tennessee Tech	^1.2	6	5	5	0	1			
5-15	Furman	^1.1	1	0	0	0	0			
5-17	*Wake Forest	^1.0	0	0	0	1	0			
5-19	*Wake Forest	0.1	0	1	1	1	0			
5-24	+ Virginia	0.2	1	2	2	1	1	L		

## #6 Dominic Leone, RHP

2010 • Fr.										
Date	Opponent	IP	H	R	ER	BB	SO	Dec		
2-19	Miami (OH)	^1.0	0	0	0	0	0			
2-28	Wright State	1.1	1	0	0	0	1			
3- 3	Dayton	0.0	1	3	2	2	0			
3- 6	*South Carolina	^0.1	1	0	0	0	0			
3- 7	South Carolina	1.0	1	2	1	2	0			
3-13	*N.C. State <sup>(2)</sup>	^3.0	2	0	0	0	6	W		
3-20	*Virginia Tech <sup>(2)</sup>	0.2	3	2	2	1	1			
3-31	Coastal Carolina	^5.1	4	1	0	1	1			
4- 6	Georgia	^6.0	4	2	2	1	7	W		
4-14	Western Carolina	^6.0	6	3	2	1	6			
4-18	*Georgia Tech	0.2	0	0	0	0	0			
4-21	South Carolina-Upstate	1.0	1	1	1	0	2			
4-25	*North Carolina	^8.0	7	3	3	1	3			
5- 2	Florida Gulf Coast <sup>(2)</sup>	^3.2	9	3	3	2	1			
5- 9	*Maryland	^4.1	7	5	4	1	1			
5-16	*Wake Forest	^1.2	4	5	1	2	1	L		
5-22	*Florida State	^3.1	3	3	3	3	2			
5-29	+ Georgia Tech	0.2	4	1	1	0	2			
6- 7	\$ Auburn	1.2	3	2	2	2	3			
6-14	! Alabama	^5.2	3	1	0	1	3	W		
6-22	! Oklahoma <sup>C</sup>	0.1	1	1	1	1	0			
6-25	! South Carolina	^2.2	4	3	3	1	0	L		

## 2011 • So.

Date
------

# CAREER INDIVIDUAL GAME-BY-GAME PITCHING STATS

2012 • Jr.										
Date	Opponent	IP	H	R	ER	BB	SO	Dec		
2-18	UAB <sup>(1)</sup>	-6.0	2	0	0	1	4	W		
2-25	Maine	-5.0	6	4	4	3	6	W		
3- 3	South Carolina	-2.1	4	6	6	3	2	L		
3-10	*North Carolina	-4.0	4	2	1	3	3			
3-17	*Boston College	-5.2	1	2	2	4	1	W		
3-24	*Virginia	-3.2	5	5	5	3	3	L		
3-31	*Miami (FL)	-7.0	6	1	1	3	6	W		
4- 7	*Duke	-6.1	9	4	4	2	9	W		
4-14	*N.C. State	-7.1	9	3	3	1	7	L		
4-21	*Maryland <sup>(1)</sup>	-5.2	8	3	3	3	3	W		
4-28	*Georgia Tech	-4.0	8	6	6	2	0			
5- 5	College of Charleston	-5.2	5	2	2	1	4			
5-12	*Florida State	-5.0	5	2	2	3	5			
5-17	*Wake Forest	-7.0	6	5	4	3	5	L		
5-25	+Florida State	-2.1	6	4	4	2	2			
6- 3	\$ Coastal Carolina	-7.0	6	3	2	4	6	W		

## #28 Jonathan Meyer, RHP

2010 • Fr.										
Date	Opponent	IP	H	R	ER	BB	SO	Dec		
2-20	*Michigan State	1.0	0	0	0	0	1			
2-21	Furman	^2.0	0	0	0	0	1	S		
2-26	Wright State	0.1	1	1	1	1	0			
3- 3	Dayton	3.0	1	0	0	1	4			
3- 6	*South Carolina	0.1	2	2	2	1	0			
3-13	*N.C. State <sup>(1)</sup>	^1.0	2	1	0	0	2			
3-14	*N.C. State	^2.0	0	0	0	0	0	W		
3-16	Charlotte	^0.1	1	0	0	0	0			
3-20	*Virginia Tech <sup>(2)</sup>	^1.1	1	0	0	0	0	S		
3-24	Elon	^2.0	3	1	1	1	3	L		
3-31	Coastal Carolina	1.0	2	1	1	0	0			
4- 4	*Boston College	0.1	4	4	4	0	1			
4- 7	Georgia	3.0	3	2	2	0	4	W		
4-11	*Duke	^1.0	0	0	0	0	0			
4-21	South Carolina-Upstate	1.0	3	3	3	1	1			
5- 2	Florida Gulf Coast <sup>(2)</sup>	3.1	2	1	1	1	0			
5- 8	*Maryland	2.0	2	0	0	2	0			
5-11	*Furman	1.0	0	0	0	0	1			
5-15	*Wake Forest	2.0	3	1	1	0	3			
6- 6	\$ Auburn	1.0	4	3	3	0	2			

2011 • So.										
Date	Opponent	IP	H	R	ER	BB	SO	Dec		
2-20	Eastern Michigan	0.2	1	0	0	0	0			
2-26	Charleston Southern	1.0	0	0	0	0	0			
3- 2	Wofford	1.2	2	0	0	1	3			
3- 6	South Carolina	2.0	1	3	3	1	2			
3-13	*Virginia	^5.0	3	0	0	2	2			
3-18	*Duke	5.0	1	0	0	1	7	W		
3-22	Elon	0.1	2	2	2	1	1			
3-26	*N.C. State	^4.1	2	1	1	2	3			
3-29	Georgia	1.0	2	0	0	0	3			
4- 2	*North Carolina	2.0	4	3	2	1	1			
4- 6	Western Carolina	0.1	0	0	0	0	0			
4- 8	*Maryland	^4.1	2	0	0	1	5	W		
4-15	*Boston College	1.0	0	0	0	0	1			
4-16	*Boston College <sup>(2)</sup>	-7.0	5	2	2	1	7	W		
4-20	Georgia	1.1	1	0	0	0	1			
4-24	*Wake Forest	-6.0	4	3	3	1	7	W		
4-27	Western Carolina	^1.0	0	0	0	0	3	S		
4-30	*Georgia Tech	-3.0	4	3	3	3	2	L		
5- 7	Gardner-Webb <sup>(2)</sup>	-6.1	3	0	0	0	1	W		
5-11	East Tennessee State	1.0	3	1	1	0	0			
5-15	*Virginia Tech	-^8.0	8	3	3	0	6	L		
5-21	*Florida State	-4.1	5	3	3	3	7			
5-28	+N.C. State	-1.1	2	2	2	1	1			

2012 • Jr.										
Date	Opponent	IP	H	R	ER	BB	SO	Dec		
2-18	UAB <sup>(2)</sup>	^1.0	3	2	2	0	0			
2-24	Maine	0.2	3	2	2	1	0	L		
3- 3	South Carolina	3.0	4	1	0	1	4			
3- 7	Holy Cross	1.0	1	0	0	0	0			
3-10	*North Carolina	2.2	0	1	0	1	1			
3-11	*North Carolina	^1.0	1	0	0	0	2			
3-14	Western Carolina	^1.0	2	0	0	0	1			
3-17	*Boston College	^3.1	3	1	1	0	5	S		
3-20	Elon	-5.0	7	1	1	0	5	W		
3-25	*Virginia	2.1	4	2	2	0	1			
3-28	Presbyterian College	-4.0	2	1	1	0	2	L		
4- 1	*Miami (FL)	0.2	1	1	1	0	1			
4- 4	Western Carolina	-1.2	5	4	4	3	1			
4-10	*Furman	-3.1	7	4	3	0	0			
4-11	Georgia	1.0	0	0	0	0	0			
4-15	*N.C. State	1.1	2	0	0	2	2			
4-17	Charleston Southern	2.0	1	0	0	2	2			
4-21	*Maryland <sup>(2)</sup>	^7.0	4	0	0	0	2	W		
4-27	*Georgia Tech	^4.0	3	1	1	2	3	L		
5- 7	College of Charleston	-5.1	7	4	2	2	1	L		
5-14	*Florida State <sup>(2)</sup>	-2.1	10	6	6	1	0	L		
5-19	*Wake Forest	0.2	1	0	0	0	1			
6- 2	\$ South Carolina	1.0	1	1	1	1	0			
6- 3	\$ South Carolina	^8.1	7	1	1	2	4			

## #51 Joseph Moorefield, LHP

2010 • *Fr.										
Date	Opponent	IP	H	R	ER	BB	SO	Dec		
2-28	Wright State	0.1	0	0	0	1	0			
3- 3	Dayton	1.0	0	0	0	0	1			
3-17	Georgia Southern	1.0	1	0	0	1	1			
4- 6	Georgia	^1.0	4	3	3	1	0			
4-18	*Georgia Tech	0.1	0	0	0	2	0			
6-13	^ Alabama	1.0	0	0	0	0	2			

2011 • *So.										
Date	Opponent	IP	H	R	ER	BB	SO	Dec		
2-18	Eastern Michigan	^1.0	0	0	0	0	1			
2-25	Cincinnati	^1.0	1	1	0	1	1			
3- 2	Wofford	^0.2	0	0	0	0	0			
3- 4	South Carolina	^0.1	0	0	0	0	0			
3- 6	South Carolina	^2.0	0	0	0	0	2	W		
3- 8	*South Carolina	1.1	3	2	2	0	0			
3-16	*Presbyterian College	0.0	0	0	0	1	0			
3-18	*Duke	0.0	3	2	2	1	0			
3-23	Elon	^1.0	1	0	0	0	1			
3-25	*N.C. State	^1.0	1	0	0	0	0			
3-29	Georgia	0.1	0	0	0	0	0			
4- 2	*North Carolina	1.1	1	2	2	0	1	L		
4- 6	Western Carolina	1.0	2	0	0	0	0			
4-20	Georgia	0.1	1	1	0	0	1			
4-23	*Wake Forest	0.0	2	0	0	0	0			
4-26	Furman	1.0	1	0	0	0	0			
5- 7	Gardner-Webb <sup>(2)</sup>	0.2	0	0	0	0	0			
5-10	*Furman	0.1	1	0	0	1	0			
5-11	East Tennessee State	^0.1	0	0	0	0	0			
5-14	*Virginia Tech <sup>(2)</sup>	0.1	0	0	0	0	1	W		
5-19	*Florida State	0.2	0	0	0	0	1			
5-20	*Florida State	0.1	1	2	2	1	0			
5-26	+Florida State	0.0	1	1	1	0	0			
5-28	+N.C. State	0.1	0	0	0	0	0			

2012 • *Jr.										
Date	Opponent	IP	H	R	ER	BB	SO	Dec		
3- 7	Holy Cross	0.1	3	3	2	0	0			
3-16	*Boston College	0.1	0	0	0	0	1			
3-18	*Boston College	0.0	1	0	0	0	0			
3-21	*Elon	0.2	1	0	0	0	0			
3-27	Georgia	0.1	0	0	0	0	0			
4- 3	Winthrop	^1.0	0	0	0	1	1			
4- 4	Western Carolina	0.1	2	1	1	0	1			
4-11	Georgia	0.1	0	0	0	0	0			
4-15	*N.C. State	0.1	0	0	0	0	0			
4-17	Charleston Southern	0.0	1	0	0	0	0			
4-24	Coastal Carolina	^1.0	0	0	0	0	1			
5- 5	College of Charleston	0.1	0	0	0	0	1			
5- 8	Tennessee Tech	1.2	4	1	1	1	4			
5-14	*Florida State <sup>(1)</sup>	0.0	1	2	2	0	0			
5-18	*Wake Forest	0.1	0	0	0	0	0			
5-19	*Wake Forest	0.1	0	0	0	0	1			
5-24	+Virginia	0.1	0	0	0	0	1			
5-26	+Georgia Tech	^0.2	0	0	0	0	0			
6- 2	\$ South Carolina	0.1	0	0	0	0	0			

## #21 Kevin Pohle, RHP

2011 • Fr.										
Date	Opponent	IP	H	R	ER	BB	SO	Dec		
2-19	Eastern Michigan	3.2	5	1	1	0	0	L		
3- 2	Wofford	2.2	3	0	0	2	0	W		
3-11	*Virginia	0.1	1	0	0	0	0			
3-13	*Virginia	0.0	0	0	0	0	0			
3-19	*Duke	3.0	4	1	1	0	2	W		
3-25	*N.C. State	1.0	1	0	0	1	2			
3-29	Georgia	0.1	0	0	0	0	0	W		
4- 1	*North Carolina	2.2	1	2	0	1	1			
4- 3	*North Carolina	1.0	0	0	0	1	0			
4-15	*Boston College	^2.0	2	0	0	2	1			
4-23	*Wake Forest	1.2	3	2	2	0	1			

# 2012 CLEMSON BOXSCORES

## Game 1 • UAB 2, Clemson 1

February 17, 2012 • Doug Kingsmore Stadium • Clemson, SC

### UAB 2 (1-0)

Player	ab	r	h	rbi	bb	so	po	a	lob
Ivan De Jesus lf	5	0	0	0	1	3	0	2	
Coy Arrowood cf	3	0	1	0	1	2	5	0	0
John Frost 1b	4	0	1	0	0	4	2	3	
Patrick Palmeiro 3b	4	0	1	0	0	1	3	3	0
Michael Busby dh	4	0	0	0	0	0	0	1	
Jeff Schalk rf	4	0	0	0	2	6	0	2	
Keith DePew 2b/ss	2	2	2	0	2	0	0	0	
Jacob German c	3	0	3	0	0	0	3	0	0
Matt Morse ss	1	0	0	1	0	1	1	0	0
Tyler Mims ph	0	0	0	1	0	0	0	0	0
Wes Kent 2b	0	0	0	0	0	0	1	0	0
Ryan Prinzing ph	1	0	0	0	0	0	0	0	0
Tanner Bryant ss	0	0	0	0	0	0	0	1	0
Dillon Napoleon p	0	0	0	0	0	0	1	1	0
Ryan Nance p	0	0	0	0	0	0	0	0	0
Totals	31	2	8	2	3	7	27	7	8

Score by Innings	1	2	3	4	5	6	7	8	9	R	H	E
UAB	0	0	0	0	0	1	0	0	0	2	8	1
Clemson	0	1	0	0	0	0	0	0	0	1	4	0

E - NAPOLEON(1), DP - CLEMSON 1, LOB - UAB 8; CLEMSON 9, 2B - ARROWOOD(1); GERMAN 2(2); S. KIEBOOM(1); BAUM(1).  
HBP - BRITTLE; POHL 2; MCGIBBON; S. KIEBOOM, SH - GERMAN(1); SLATON(1), SF - MORSE(1); MIMS(1).

UAB	ip	h	r	er	bb	so	ab	bf
Dillon Napoleon	7.0	4	1	2	1	23	29	
Ryan Nance	2.0	0	0	0	0	1	6	8

### Clemson 1 (0-1)

Player	ab	r	h	rbi	bb	so	po	a	lob
Thomas Brittle cf	4	0	0	0	0	0	6	0	0
Tyler Slaton lf	3	0	0	0	0	1	1	0	1
Richie Shaffer 3b	3	0	0	0	1	1	0	2	0
Phil Pohl dh	2	0	0	0	0	0	0	0	0
Jon McGibbon 1b	2	1	0	0	1	0	7	0	3
Spencer Kieboom c	3	0	2	1	0	0	7	1	0
Brad Felder rf	4	0	0	0	0	0	2	0	4
Jason Stolz ss	4	0	1	0	0	0	0	2	1
Jay Baum 2b	4	0	1	0	0	0	4	2	0
Kevin Brady p	0	0	0	0	0	0	0	0	0
Matt Campbell p	0	0	0	0	0	0	0	0	0
Daniel Gossett p	0	0	0	0	0	0	0	1	0
Totals	29	1	4	1	2	2	27	8	9

Score by Innings	1	2	3	4	5	6	7	8	9	R	H	E
UAB	0	0	0	0	0	1	0	0	0	2	8	1
Clemson	0	1	0	0	0	0	0	0	0	1	4	0

E - NAPOLEON(1), DP - CLEMSON 1, LOB - UAB 8; CLEMSON 9, 2B - ARROWOOD(1); GERMAN 2(2); S. KIEBOOM(1); BAUM(1).  
HBP - BRITTLE; POHL 2; MCGIBBON; S. KIEBOOM, SH - GERMAN(1); SLATON(1), SF - MORSE(1); MIMS(1).

UAB

ip	h	r	er	bb	so	ab	bf
Dillon Napoleon	7.0	4	1	2	1	23	29
Ryan Nance	2.0	0	0	0	0	1	6

Clemson

ip	h	r	er	bb	so	ab	bf
Kevin Brady	5.0	4	1	1	2	4	17
Matt Campbell	3.0	4	1	1	0	3	12
Daniel Gossett	1.0	0	0	0	1	0	2

Win - NAPOLEON (1-0). Loss - CAMPBELL (0-1). Save - NANCE (1).  
HBP - by NAPOLEON (POHL); by NAPOLEON (BRITTLE); by NAPOLEON (MCGIBBON); by NANCE (POHL); by NANCE (S. KIEBOOM).

Umpires - HP: Danny Everett 1B: Jeremy Dupree 3B: Kevin Elzey  
Start: 4:08 PM Time: 2:33 Attendance: 5944  
BRADY faced 1 batter in the 6th.

## Game 2 • Clemson 6, UAB 1

February 18, 2012 (Game 1) • Doug Kingsmore Stadium • Clemson, SC

### UAB 1 (1-1)

Player	ab	r	h	rbi	bb	so	po	a	lob
Ivan De Jesus lf	3	0	0	0	0	1	4	0	0
Ryan Prinzing ph/lf	1	0	1	0	0	0	0	0	
Coy Arrowood cf	4	0	0	0	2	2	0	1	
John Frost 1b	4	0	2	1	0	0	6	0	0
Patrick Palmeiro 3b	4	0	0	0	1	2	2	3	
Tyler Mims dh	4	0	2	0	0	0	0	0	
Jeff Schalk rf	3	0	1	0	0	0	0	0	
Keith DePew 2b	4	0	1	0	0	1	3	2	
Harry Clark c	3	0	1	0	0	5	2	0	
Chase Davis pr	0	1	0	0	0	0	0	0	
Jacob German c	0	0	0	0	1	0	1	0	
Matt Morse ss	1	0	0	0	0	0	1	0	
Todd Wilkinson ph/ss	1	0	0	0	0	1	0	0	
Michael Busby ph	1	0	0	0	0	0	0	2	
Ben Bullard p	0	0	0	0	0	0	0	0	
Tanner Bryant p	0	0	0	0	0	0	1	0	
David Hayes p	0	0	0	0	0	0	0	0	
Chase Mallard p	0	0	0	0	0	0	0	0	
Totals	33	1	8	1	2	6	24	8	8

Score by Innings	1	2	3	4	5	6	7	8	9	R	H	E
UAB	0	0	0	0	0	0	0	1	0	1	8	2
Clemson	2	0	2	1	0	0	1	0	X	6	11	0

E - DePEW(1); MORSE(1), DP - UAB 1; CLEMSON 2, LOB - UAB 8; CLEMSON 6, 2B - SCHALK(1); BRITTLE(1); SHAFFER(1);  
POHL(1), HR - FELDER(1); SHAFFER(1), HBP - MORSE, SH - BAUM(1), SB - STOLZ(1), CS - STOLZ(1).

UAB	ip	h	r	er	bb	so	ab	bf
Ben Bullard	3.2	8	5	5	2	1	18	20
Tanner Bryant	2.1	1	0	0	0	3	8	9
David Hayes	1.0	2	1	0	0	4	4	0
Chase Mallard	1.0	0	0	0	0	2	3	3

### Clemson 6 (1-1)

Player	ab	r	h	rbi	bb	so	po	a	lob
Thomas Brittle cf	3	2	2	0	1	1	2	0	0
Brad Felder rf	4	1	2	3	0	1	2	0	2
Richie Shaffer 3b	4	2	2	2	0	1	0	1	2
Phil Pohl dh	4	0	2	1	0	0	0	0	0
Jon McGibbon 1b	3	0	0	0	1	0	13	0	0
Spencer Kieboom c	4	0	0	0	0	0	6	0	2
Jason Stolz ss	4	1	3	0	0	0	0	6	0
Tyler Slaton lf	2	0	0	0	0	1	1	0	0
Dominic Attanasio ph/lf	2	0	0	0	0	1	0	0	0
Jay Baum 2b	2	0	0	0	0	0	3	4	0
Joe Costigan ph	1	0	0	0	0	1	0	0	0
Mike Dunster 2b	0	0	0	0	0	0	0	0	0
Dominic Leone p	0	0	0	0	0	0	0	2	0
Mike Kent p	0	0	0	0	0	0	0	0	0
Scott Firth p	0	0	0	0	0	0	0	0	0
Clay Bates p	0	0	0	0	0	0	0	0	0
Totals	33	6	11	6	2	6	27	13	6

Score by Innings	1	2	3	4	5	6	7	8	9	R	H	E
UAB	0	0	0	0	0	0	0	1	0	1	8	2
Clemson	2	0	2	1	0	0	1	0	X	6	11	0

E - DePEW(1); MORSE(1), DP - UAB 1; CLEMSON 2, LOB - UAB 8; CLEMSON 6, 2B - SCHALK(1); BRITTLE(1); SHAFFER(1);  
POHL(1), HR - FELDER(1); SHAFFER(1), HBP - MORSE, SH - BAUM(1), SB - STOLZ(1), CS - STOLZ(1).

UAB	ip	h	r	er	bb	so	ab	bf
Ben Bullard	3.2	8	5	5	2	1	18	20
Tanner Bryant	2.1	1	0	0	0	3	8	9
David Hayes	1.0	2	1	0	0	4	4	0
Chase Mallard	1.0	0	0	0	0	2	3	3

Clemson	ip	h	r	er	bb	so	ab	bf
Dominic Leone	6.0	2	0	0	1	4	18	20
Mike Kent	1.0	2	0	0	0	0	5	5
Scott Firth	1.0	3	1	1	0	2	6	6
Clay Bates	1.0	1	0	0	1	0	4	5

Win - LEONE (1-0). Loss - BULLARD (0-1). Save - None.  
HBP - by LEONE (MORSE).

Umpires - HP: Brandon Henson 1B: Craig Mirr 3B: Randy Watkins  
Start: 11:04 AM Time: 2:27 Attendance:

## Game 3 • Clemson 7, UAB 4

February 18, 2012 (Game 2) • Doug Kingsmore Stadium • Clemson, SC

### UAB 4 (1-2)

Player	ab	r	h	rbi	bb	so	po	a	lob
Ivan De Jesus lf	5	0	3	1	0	0	4	0	3
Coy Arrowood cf	4	1	1	1	0	1	0	0	1
John Frost 1b	1	0	0	0	0	0	0	0	0
Harry Clark 1b	2	0	0	0	1	0	8	0	0
Todd Wilkinson pr	0	0	0	0	0	0	0	0	0
Sam Kelley 1b	0	0	0	0	0	0	0	0	0
Tyler Mims ph	1	0	0	0	0	0	0	0	0
Patrick Palmeiro 3b	4	0	0	1	0	1	1	3	2
Michael Busby p/dh	3	1	2	0	1	0	1	2	0
Jeff Schalk rf	4	0	1	0	0	0	2	0	1
Keith DePew 2b	3	0	1	0	0	1	3	5	2
Jacob German c	4	1	2	1	0	2	4	1	0
Matt Morse ss	2	0	1	0	0	1	1	1	0
Tanner Bryant ph/ss	1	0	0	0	0	0	0	0	0
Ryan Prinzing ph	1	1	1	0	0	0	0	0	0
Dylan Munger p	0	0	0	0	0	0	0	0	0
Ryan Nance p	0	0	0	0	0	0	0	0	0
Chase Davis p	0	0	0	0	0	0	0	0	0
Totals	35	4	12	4	2	6	24	12	9

Score by Innings	1	2	3	4	5	6	7	8	9	R	H	E
UAB	0	1	1	0	0	0	0	2	4	12	2	
Clemson	0	0	0	0	1	0	1	5	X	7	7	2

E - SCHALK(1); MORSE(2); SHAFFER 2(2), DP - UAB 3; CLEMSON 1, LOB - UAB 9; CLEMSON 4, 2B - ARROWOOD(2); BUSBY 2(2); MORSE(1); PRINZING(1), HR - POHL(1), HBP - ARROWOOD; DePEW; FELDER, SH - PALMEIRO(1); S. KIEBOOM(1), SF - MCGIBBON(1), SB - ARROWOOD(1); DePEW(1); GERMAN(1), CS - DePEW(1); FELDER(1).

UAB	ip	h	r	er	bb	so	ab	bf
Michael Busby	6.1	5	2	1	2	2	21	24
Dylan Munger	0.2	0	2	2	0	2	4	
Ryan Nance	0.0	0	2	2	1	0	0	2
Chase Davis	1.0	2	1	1	0	2	4	5

### Clemson 7 (2-1)

Player	ab	r	h	rbi	bb	so	po	a	lob
Thomas Brittle cf	2	1	1	0	2	0	1	3	0
Brad Felder rf	3	1	1	0	0	0	0	0	0
Michael Fransoso ss	3	1	0	1	1	1	2	2	0
Phil Pohl c	4	2	2	3	0	1	7	1	1
Tyler Slaton lf	0	0	0	0	0	0	0	0	0
Jon McGibbon 1b	2	1	1	1	1	0	10	0	0
Spencer Kieboom dh/c	3	0	1	1	0	0	0	0	1
Jason Stolz ss	4	0	0	0	0	1	1	5	0
Garrett Boulware lf	4	0	1	1	0	1	4	0	2
Jonathan Meyer p	0	0	0	0	0	0	0	0	0
Jay Baum 2b	2	1	0	0	1	0	2	1	1
David Haselden p	0	0	0	0	0	0	0	0	0
Kevin Pohle p	0	0	0	0	0	0	0	1	0
Totals	27	7	7	7	5	4	27	14	4

Score by Innings	1	2	3	4	5	6	7	8	9	R	H	E
UAB	0	1	1	0	0	0	0	2	4	12	12	1

# 2012 CLEMSON BOXSCORES

## Game 5 • Clemson 9, Maine 5

February 25, 2012 • Doug Kingsmore Stadium • Clemson, SC

### Maine 5 (1-1)

Player	ab	r	h	rbi	bb	so	po	a	lob
Colin Gay cf	4	1	3	2	1	4	0	0	
Troy Black 2b	4	1	1	0	0	1	0	2	2
Michael Fransoso ss	3	1	1	1	0	3	2	0	
Ian Leisenheimer lf	3	0	1	2	0	1	2	0	1
Kyle Silva ph	1	0	0	0	1	0	0	0	
Sam Balzano lf	0	0	0	0	0	0	0	0	
Alex Calbick 3b	3	0	0	0	1	0	1	0	
Justin Leisenheimer 1b	3	0	0	0	1	2	5	0	1
Fran Whitten dh/p	3	0	0	0	0	1	0	0	1
Nick Bernardo ph	1	0	1	0	0	0	0	0	
Brian Doran rf	4	1	2	0	0	0	1	0	0
Mike Connolly c	3	1	1	0	0	1	9	0	1
Jeffrey Gibbs p	0	0	0	0	0	0	0	0	
Steve Trask p	0	0	0	0	0	0	0	0	
Luke Morrill p	0	0	0	0	0	0	0	0	
Totals	32	5	10	5	4	9	24	5	6

### Clemson 9 (3-2)

Player	ab	r	h	rbi	bb	so	po	a	lob
Thomas Brittle cf	2	2	1	1	3	0	2	0	0
Steve Wilkerson 2b	4	2	2	1	0	2	1	2	0
Jay Baum ph/2b	1	0	0	0	0	1	0	2	3
Phil Pohl dh	2	2	1	2	1	1	0	0	0
Mike Dunster ph/dh	1	0	0	0	0	1	0	0	
Richie Shaffer 3b	5	0	3	1	0	1	0	0	1
Spencer Kieboom c	4	1	1	3	0	0	9	0	2
Tyler Slaton ph/lf	1	0	0	0	0	0	0	0	
Brad Felder rf	3	0	0	0	0	1	1	0	0
Garrett Boulware ph/lf	1	0	0	0	0	0	0	0	
Jon McGibbon 1b	3	0	0	0	1	2	12	0	0
Jason Stolz ss	4	0	0	0	0	1	1	5	2
Dominic Attanasio lf	2	2	1	0	1	0	0	0	
Joe Costigan ph/rf	0	0	0	0	0	0	0	0	
Dominic Leone p	0	0	0	0	0	0	1	2	0
Mike Kent p	0	0	0	0	0	0	0	0	
Patrick Andrews p	0	0	0	0	0	0	0	0	
Clay Bates p	0	0	0	0	0	0	0	0	
Totals	33	9	9	8	8	10	27	11	9

Score by Innings	1	2	3	4	5	6	7	8	9	R	H	E
Maine	0	0	4	0	0	0	0	0	1	5	10	0
Clemson	0	0	2	0	5	2	0	0	X	9	9	0

DP - Maine 1; Clemson 2. LOB - Maine 6; Clemson 9. 2B - DORAN(1); CONNOLLY(1). 3B - BRITTLE(1). HR - POHL(2); S. KIEBOOM(1). HBP - POHL. SH - BLACK(1); CONNOLLY(1). SB - BRITTLE(1); WILKERSON 2(2); BOULWARE(1).

Maine	ip	h	r	er	bb	so	ab	bf
Jeffrey Gibbs	4.1	6	7	7	4	4	18	23
Fran Whitten	1.2	2	2	1	3	8	9	
LS Dantzer 3b	0.2	0	0	0	3	1	2	5
Luke Morrill	1.1	1	0	0	0	2	5	

Win - LEONE (2-0). Loss - GIBBS (0-1). Save - None.  
WP - WHITTEN 3(3); GIBBS 2(2). HBP - by GIBBS (POHL).

Umpires - HP: Craig Mirr 1B: Jay Pierce 3B: Craig Barron  
Start: 2:05 PM Time: 2:54 Attendance: 5340

Clemson	ip	h	r	er	bb	so	ab	bf
Dominic Leone	5.0	6	4	4	3	6	17	22
Mike Kent	2.0	1	0	0	0	0	7	7
Patrick Andrews	1.0	0	0	0	1	3	4	
Clay Bates	1.0	3	1	1	0	0	5	5

## Game 6 • Clemson 9, Maine 6

February 26, 2012 • Doug Kingsmore Stadium • Clemson, SC

### Maine 6 (1-2)

Player	ab	r	h	rbi	bb	so	po	a	lob
Colin Gay cf	5	1	3	0	0	1	6	0	2
Scott Heath lf	5	2	2	0	0	1	4	0	0
Michael Fransoso ss	3	1	0	0	1	0	2	2	1
Ian Leisenheimer dh	4	1	1	0	0	1	0	0	3
Alex Calbick 3b	5	1	2	1	0	1	0	1	
Justin Leisenheimer 1b	4	0	0	0	0	1	6	2	0
Fran Whitten c	4	0	2	1	1	2	1	0	
Brian Doran rf	3	0	0	0	1	2	0	0	2
Eric White 2b	3	0	0	0	0	2	0	0	
Nick Bernardo ph	1	0	0	0	0	0	0	0	
Troy Black pr/2b	1	0	0	0	0	0	0	1	2
Shaun Coughlin p	0	0	0	0	0	0	0	0	
Mike Connolly p	0	0	0	0	0	0	1	0	
Jonathan Balentina p	0	0	0	0	0	0	2	0	0
Totals	38	6	10	3	3	10	24	8	12

### Clemson 9 (4-2)

Player	ab	r	h	rbi	bb	so	po	a	lob
Thomas Brittle cf	5	0	0	0	0	0	0	3	0
Steve Wilkerson 2b	5	3	4	2	0	0	1	3	0
Phil Pohl 1b	5	2	2	2	0	0	7	0	0
Daniel Gossett p	0	0	0	0	0	0	0	0	
Richie Shaffer 3b	4	1	2	3	0	0	0	1	0
Jay Baum pr/3b	1	0	0	0	0	0	0	1	0
Spencer Kieboom c	4	0	1	1	0	0	11	0	1
Brad Felder rf	2	0	1	1	0	0	0	0	0
Garrett Boulware ph/lf	1	0	0	0	0	1	0	0	0
Tyler Slaton lf	0	0	0	0	0	0	0	0	
Jon McGibbon dh/1b	2	1	0	0	2	0	2	0	1
Jason Stolz ss	3	1	2	0	1	0	2	5	0
Dominic Attanasio lf/rf	4	1	2	0	0	0	1	1	3
David Haselden p	0	0	0	0	0	0	0	0	
Kevin Pohle p	0	0	0	0	0	0	0	1	0
Scott Firth p	0	0	0	0	0	0	0	0	
Totals	36	9	14	9	3	1	27	12	7

Score by Innings	1	2	3	4	5	6	7	8	9	R	H	E
Maine	0	1	2	3	0	0	0	0	0	6	10	0
Clemson	0	0	0	2	2	5	0	0	X	9	14	5

E - BRITTLE(1); WILKERSON(1); POHL(1); BAUM(1); STOLZ(1). DP - Clemson 2. LOB - Maine 12; Clemson 7. 2B - HEATH(1); I. LEISENHEI(1); CALBICK(1); WILKERSON(2); POHL(2); S. KIEBOOM(2). HR - SHAFER(2). HBP - I. LEISENHEI; J. LEISENHEI; DORAN. SH - FRANSOSO(1). SF - FELDER(1). CS - WILKERSON(1).

Maine	ip	h	r	er	bb	so	ab	bf
Shaun Coughlin	5.0	7	4	4	2	0	20	23
Mike Connolly	0.2	5	5	5	1	0	7	8
Jonathan Balentina	2.1	2	0	0	0	1	9	9

Clemson	ip	h	r	er	bb	so	ab	bf
David Haselden	3.0	5	3	1	2	1	13	16
Kevin Pohle	3.0	4	3	0	0	4	13	14
Scott Firth	2.0	1	0	0	0	4	9	10
Daniel Gossett	1.0	0	0	0	1	1	3	5

Win - POHLE (2-0). Loss - CONNOLLY (0-1). Save - GOSSETT (1).  
WP - HASELDEN(1). HBP - by POHLE (J. LEISENHEI); by FIRTH (J. LEISENHEI); by GOSSETT (DORAN). BK - CONNOLLY(1). PB - WHITTEN(1).

Umpires - HP: Jeremy Dupree 1B: Danny Everett 3B: James Thomas  
Start: 2:05 PM Time: 2:56 Attendance: 3989

## Game 7 • South Carolina 3, Clemson 2 (II Innings)

March 2, 2012 • Joseph P. Riley, Jr. Park • Charleston, SC

### South Carolina 3 (8-0)

Player	ab	r	h	rbi	bb	so	po	a	lob
Evan Marzilli cf	4	0	0	0	1	2	8	1	0
Tanner English lf	4	0	0	0	0	3	1	0	1
Christian Walker 1b	4	1	1	1	0	9	0	0	
LB Dantzer 3b	3	0	1	0	1	1	2	2	1
Grayson Greiner c	4	0	0	0	0	3	9	1	2
Kyle Martin ph	1	0	1	0	0	0	0	0	
Patrick Harrington pr	0	1	0	0	0	0	0	0	
Dante Rosenberg c	0	0	0	0	0	0	1	0	
Joey Pankake ss	5	0	2	0	0	1	0	2	1
Sean Sullivan dh	5	0	1	1	0	2	0	0	1
Chase Vergason 2b	3	0	0	0	0	1	2	2	1
TJ Costen pr	0	0	0	0	0	0	0	0	
Connor Bright 2b	1	0	1	1	0	0	0	0	
Adam Matthews rf	4	1	1	0	0	0	1	0	2
Michael Roth p	0	0	0	0	0	0	1	0	
Forrest Koumas p	0	0	0	0	0	0	0	0	
Tyler Webb p	0	0	0	0	0	0	0	0	
Ethan Carter p	0	0	0	0	0	0	0	0	
Nolan Belcher p	0	0	0	0	0	0	0	0	
Totals	38	3	8	3	3	13	33	9	9

### Clemson 2 (4-3)

Player	ab	r	h	rbi	bb	so	po	a	lob
Thomas Brittle cf	4	0	0	0	0	2	2	0	0
Steve Wilkerson 2b	5	0	2	0	0	1	4	2	0
Phil Pohl dh	5	0	0	0	0	1	0	0	1
Richie Shaffer 3b	2	2	2	0	3	0	0	0	
Spencer Kieboom c	3	0	0	0	0	1	14	2	4
Brad Felder rf	1	0	0	0	0	0	0	0	
Jason Stolz ss	5	0	1	1	0	1	0	0	
Dominic Attanasio rf/lf	5	0	0	0	2	0	0	1	
Garrett Boulware lf/c	5	0	1	0	0	0	5	0	1
Jon McGibbon 1b	4	0	0	0	0	2	8	1	1
Jay Baum ph	1	0	0	0	0	0	0	0	2
Kevin Brady p	0	0	0	0	0	0	0	0	
Matt Campbell p	0	0	0	0	0	0	0	0	
Daniel Gossett p	0	0	0	0	0	0	0	0	
Totals	40	2	6	1	3	10	33	5	10

Score by Innings	1	2	3	4	5	6	7	8	9	10	11	R	H	E
South Carolina	0	0	1	0	0	0	0	0	0	0	2	3	8	3
Clemson	0	0	0	0	0	0	1	0	0	0	1	2	6	0

E - WALKER(1); DANTZLER(1); PANKAKE(3). LOB - S. Carolina 9; Clemson 10. 2B - SHAFER(3). HBP - VERGASON; BRITTLE. SH - ENGLISH(3); DANTZLER(1); MATTHEWS(2); S. KIEBOOM(2). SB - MARZILLI(4).

South Carolina	ip	h	r	er	bb	so	ab	bf
Michael Roth	7.1	4	1	1	2	7	25	29
Forrest Koumas	2.2	2	1	0	1	2	10	11
Tyler Webb	0.1	0	0	0	0	1	1	
Ethan Carter	0.1	0	0	0	0	1	3	
Nolan Belcher	0.1	0	0	0	0	0	1	1

Win - KOUMAS (1-0). Loss - GOSSETT (0-1). Save - BELCHER (1).  
WP - ROTH(1). HBP - by ROTH (BRITTLE); by CAMPBELL (VERGASON).

Umpires - HP: A.J. Lostaglio 1B: Tony Walsh 2B: Randy Harvey 3B: Jack Cox  
Start: 6:01 PM Time: 3:26 Attendance: 5851

Clemson	ip	h	r	er	bb	so	ab	bf
Kevin Brady	6.0	4	1	1	2	7	21	24
Matt Campbell	3.1	1	0	0	0	3	10	12
Daniel Gossett	1.2	3	2	2	1	3	7	9

## Game 8 • South Carolina 9, Clemson 6

March 3, 2012 • Carolina Stadium • Columbia, SC

### Clemson 6 (4-4)

Player	ab	r	h	rbi	bb	so	po	a	lob
Thomas Brittle cf	2	1	0	0	2	1	4	0	0
Steve Wilkerson 2b	5	1	0	0	0	1	3	1	3
Richie Shaffer 3b	5	2	2	3	0	1	0	2	0
Phil Pohl c	4	1	1	1	1	1	8	0	
Brad Felder rf	5	1	1	0	0	1	1	0	1



# 2012 CLEMSON BOXSCORES

## Game 9 • Clemson 6, South Carolina 5

March 4, 2012 • Doug Kingsmore Stadium • Clemson, SC

### South Carolina 5 (9-1)

Player	ab	r	h	rbi	bb	so	po	a	lob
Evan Marzilli cf	5	0	1	0	0	2	4	0	0
Tanner English lf	5	0	1	0	0	1	3	0	1
Christian Walker 1b	5	0	0	0	0	1	7	1	2
LS Dantler 3b	4	1	0	0	1	1	2	0	0
TJ Costen dh	3	0	1	0	1	2	0	0	1
Kyle Martin ph/dh	1	0	0	0	0	0	0	0	2
Joey Pankake ss	3	1	0	0	1	1	1	0	0
Adam Matthews rf	4	1	2	1	0	1	3	0	2
Grayson Greiner c	3	2	2	4	1	0	5	0	0
Chase Vergason 2b	4	0	2	0	0	0	1	1	1
Colby Holmes p	0	0	0	0	0	0	0	0	0
Tyler Webb p	0	0	0	0	0	0	0	0	0
Ethan Carter p	0	0	0	0	0	0	0	1	0
Forrest Koumas p	0	0	0	0	0	0	0	1	0
Totals	37	5	9	5	4	9	25	6	9

### Clemson 6 (5-4)

Player	ab	r	h	rbi	bb	so	po	a	lob
Thomas Brittle cf	3	0	0	1	1	0	0	0	1
Steve Wilkerson 2b	6	0	2	1	0	0	0	5	6
Richie Shaffer 3b	2	2	2	1	3	0	1	2	0
Phil Pohl c	5	2	2	2	0	1	9	0	0
Brad Felder rf	4	0	0	0	1	2	1	0	2
Garrett Boulware lf	4	0	0	0	1	1	0	0	3
Tyler Slaton pr/lf	0	0	0	0	0	0	0	0	0
Joe Costigan dh	4	1	1	1	1	0	0	0	0
Jason Stolz ss	5	0	2	0	0	1	2	5	1
Jon McGibbon 1b	5	1	3	0	0	0	11	1	0
Kevin Pohl p	0	0	0	0	0	0	0	1	0
Scott Firth p	0	0	0	0	0	0	2	1	0
Totals	38	6	12	6	7	5	27	15	16

Score by Innings	1	2	3	4	5	6	7	8	9	R	H	E
South Carolina	0	4	0	0	0	1	0	0	0	5	9	3
Clemson	0	1	2	0	0	0	0	2	1	6	12	4

Note: 1 out, 1 runner LOB when the game ended.

E - DANTZLER(2); PANKAKE(6); HOLMES(1); WILKERSON(3); SHAFFER(4); BOULWARE(1); FIRTH(1). DP - Clemson 1. LOB - S. Carolina 9; Clemson 16. 2B - COSTEN(1). HR - GREINER 2(2); SHAFFER(4); POHL(3). SH - BRITTLE(1). SF - BRITTLE(1).

South Carolina	ip	h	r	er	bb	so	ab	bf
Colby Holmes	3.2	7	3	2	3	4	18	22
Tyler Webb	2.0	1	0	0	2	0	8	10
Ethan Carter	1.1	1	0	0	1	0	5	6
Forrest Koumas	1.1	3	3	3	1	7	9	

Clemson	ip	h	r	er	bb	so	ab	bf
Kevin Pohl	5.0	6	4	0	2	5	22	24
Scott Firth	4.0	3	1	1	2	4	15	17

Win - FIRTH (1-0). Loss - KOUMAS (1-1). Save - None.  
WP - HOLMES(1).

Umpires - HP: Randy Harvey 1B: Jack Cox 2B: A.J. Lostaglio 3B: Tony Walsh  
Start: 2:04 PM Time: 2:52 Attendance: 6039

## Game 10 • Clemson 16, Holy Cross 4

March 7, 2012 • Doug Kingsmore Stadium • Clemson, SC

### Holy Cross 4 (3-5)

Player	ab	r	h	rbi	bb	so	po	a	lob
Alex Maldonado ss	5	1	1	1	0	0	0	0	3
Evan Ocello rf	3	0	1	0	0	0	4	0	0
Josh Olson ph/lf	2	0	1	0	0	0	1	0	1
Mike Ahmed 3b/p	3	0	1	0	1	0	0	1	0
Jordan Enos 1b/c	4	0	2	0	0	6	0	2	
Stephen Wadsworth c/1b	4	0	2	0	0	5	0	1	0
Chris Sintetos lf	2	1	1	0	0	0	1	0	0
Patrick Puentes rf	1	0	0	0	0	1	1	0	0
Steve Tkowski dh	2	0	0	0	0	0	0	0	0
Kyle Stearns ph/dh	2	1	1	0	0	1	0	0	0
Ted Cullinane 3b	0	0	0	0	0	0	0	0	0
Andrew Barry 2b	4	0	2	0	0	1	0	1	0
Brandon Cipolla cf	4	1	1	1	0	1	5	0	0
Nate Walker p	0	0	0	0	0	0	1	0	0
John Colella p	0	0	0	0	0	0	0	0	0
Andrew Boyce p	0	0	0	0	0	0	0	0	0
Collin Manning p	0	0	0	0	0	0	0	0	0
Donny Murray p	0	0	0	0	0	0	0	0	0
Totals	36	4	13	2	1	4	24	2	7

### Clemson 16 (6-4)

Player	ab	r	h	rbi	bb	so	po	a	lob
Thomas Brittle cf	3	1	0	0	1	0	0	0	3
Brad Felder ph/cf	2	0	0	0	0	1	0	0	2
Steve Wilkerson 2b	4	2	2	0	0	1	1	2	0
Jay Baum 2b/ss	2	1	1	0	0	0	3	0	0
Richie Shaffer 3b/1b	4	3	3	1	2	0	2	2	0
Phil Pohl c	3	4	3	5	1	0	4	1	0
Joe Costigan dh	3	1	1	1	0	0	0	0	2
Mike Dunster ph/dh	2	1	1	0	0	0	1	1	0
Garrett Boulware lf	1	1	0	0	1	0	0	0	0
Dominic Attanasio ph/lf	2	0	2	3	0	0	0	0	0
Jon McGibbon 1b	4	1	2	4	0	2	13	1	0
Kevin Caughman ph/3b	0	0	0	0	2	0	0	0	0
Jason Stolz ss	4	0	1	1	1	1	8	2	
Andrew Cleveland ph	1	0	0	0	0	1	0	0	2
Daniel Gossett p	0	0	0	0	0	0	0	0	0
Tyler Slaton rf	3	1	0	0	2	2	2	0	2
David Haselden p	0	0	0	0	0	0	0	1	0
Jonathan Meyer p	0	0	0	0	0	0	0	0	0
Joseph Moorefield p	0	0	0	0	0	0	0	0	0
Mike Kent p	0	0	0	0	0	0	0	0	0
Patrick Andrews p	0	0	0	0	0	0	0	0	0
Totals	38	16	16	16	10	8	27	19	13

Score by Innings	1	2	3	4	5	6	7	8	9	R	H	E
Holy Cross	1	0	0	0	0	0	3	0	0	4	13	0
Clemson	1	2	3	2	2	0	3	3	X	16	16	2

E - BAUM(2); HASELDEN(1). DP - Clemson 3. LOB - Holy Cross 7; Clemson 13. 2B - STEARNS(2); WILKERSON(3); SHAFFER 3(7); POHL 2(4); DUNSTER(1). HR - MCGIBBON(1). HBP - BOULWARE 2. SH - SINTETOS(1). SF - POHL 2(2); COSTIGAN(1). SB - BRITTLE 2(3); BOULWARE(2); STOLZ(2).

Holy Cross	ip	h	r	er	bb	so	ab	bf
Nate Walker	2.0	2	4	4	2	1	7	11
John Colella	0.2	2	2	2	1	3	6	
Andrew Boyce	1.2	5	4	4	2	1	10	13
Collin Manning	1.2	0	0	0	1	1	5	7
Donny Murray	1.0	4	3	3	1	2	7	8
Mike Ahmed	1.0	3	3	3	2	2	6	8

Clemson	ip	h	r	er	bb	so	ab	bf
David Haselden	5.0	6	1	1	0	0	2	19
Jonathan Meyer	1.0	1	0	0	0	0	3	3
Joseph Moorefield	0.1	3	3	2	0	0	4	4
Mike Kent	0.2	1	0	0	1	0	3	4
Patrick Andrews	1.0	1	0	0	0	2	3	3
Daniel Gossett	1.0	1	0	0	0	0	4	4

Win - HASELDEN (1-0). Loss - WALKER (0-3). Save - None.  
WP - AHMED(1); MANNING(1). HBP - by WALKER (BOULWARE); by BOYCE (BOULWARE). BK - COLELLA(1).

Umpires - HP: David Savage 1B: Craig Barron 3B: Danny Everett  
Start: 4:02 PM Time: 3:11 Attendance: 3564  
WALKER faced 1 batter in the 3rd.

## Game 11 • North Carolina 4, Clemson 3

March 9, 2012 • Doug Kingsmore Stadium • Clemson, SC

### North Carolina 4 (11-2,1-0 ACC)

Player	ab	r	h	rbi	bb	so	po	a	lob
Chaz Frank cf	3	2	2	0	1	0	2	0	0
Tommy Coyle ss	3	1	2	1	0	1	0	0	0
Colin Moran 3b	2	0	1	2	1	0	1	1	0
Jacob Stallings c	4	0	1	1	0	1	10	0	0
Cody Stubbs 1b	4	0	0	0	1	6	1	3	0
Tom Zengel dh	4	0	0	0	0	1	0	0	0
Mike Zolk 2b	4	0	1	0	0	2	3	3	0
Michael Russell rf	4	0	0	0	3	1	0	0	0
Parks Jordan lf	2	1	0	0	0	2	2	0	1
Kent Emanuel p	0	0	0	0	0	0	2	1	0
R.C. Orian p	0	0	0	0	0	0	0	0	0
Michael Morin p	0	0	0	0	0	0	0	1	0
Totals	30	4	7	4	2	11	27	7	4

### Clemson 3 (6-5,0-1 ACC)

Player	ab	r	h	rbi	bb	so	po	a	lob
Thomas Brittle cf	4	0	1	0	0	0	0	2	0
Steve Wilkerson 2b	4	1	0	0	0	0	1	3	2
Richie Shaffer 3b	4	1	3	1	1	1	1	1	0
Phil Pohl dh	4	0	0	0	0	2	0	0	3
Spencer Kieboom c	4	0	0	1	0	2	9	3	0
Joe Costigan rf	3	0	0	0	0	2	1	0	3
Jay Baum ph/rf	0	0	0	0	1	0	0	0	0
Jason Stolz ss	4	1	1	0	0	1	1	4	2
Garrett Boulware lf	3	0	1	1	0	0	0	0	0
Dominic Attanasio ph	1	0	1	0	0	0	0	0	0
Tyler Slaton pr	0	0	0	0	0	0	0	0	0
Jon McGibbon 1b	3	0	1	0	0	1	12	0	0
Kevin Brady p	0	0	0	0	0	0	0	1	0
Matt Campbell p	0	0	0	0	0	0	0	1	0
Scott Firth p	0	0	0	0	0	0	0	0	0
Totals	34	3	8	3	2	9	27	13	10

Score by Innings	1	2	3	4	5	6	7	8	9	R	H	E
North Carolina	1	0	0	0	0	3	0	0	0	4	7	1
Clemson	0	0	0	0	1	2	0	0	0	3	8	0

E - ZOLK(4). DP - Clemson 1. LOB - N. Carolina 4; Clemson 10. 2B - COYLE(2); STOLZ(1). 3B - ZOLK(1); SHAFFER(1). HBP - JORDAN; BRITTLE; WILKERSON; POHL. SH - COYLE(1); MCGIBBON(2). SF - MORAN(3). SB - COYLE(5).

North Carolina	ip	h	r	er	bb	so	ab	bf
Kent Emanuel	7.0	6	3	1	0	7	27	29
R.C. Orian	0.2	1	0	0	1	0	3	4
Michael Morin	1.1	1	0	0	1	2	4	7

Clemson	ip	h	r	er	bb	so	ab	bf
Kevin Brady	5.1	6	4	4	0	6	20	22
Matt Campbell	2.0	1	0	0	2	2	5	8
Scott Firth	1.2	0	0	0	0	3	5	5

Win - EMANUEL (4-0). Loss - BRADY (0-1). Save - MORIN (5).  
WP - BRADY(1). HBP - by EMANUEL (POHL); by BRADY (JORDAN); by EMANUEL (BRITTLE); by MORIN (WILKERSON).

Umpires - HP: Tony Walsh 1B: A.J. Lostaglio 3B: Scott Cline  
Start: 4:05 PM Time: 2:54 Attendance: 4441

## Game 12 • North Carolina 6, Clemson 3

March 10, 2012 • Doug Kingsmore Stadium • Clemson, SC

### North Carolina 6 (12-2,2-0 ACC)

Player	ab	r	h	rbi	bb	so	po	a	lob
Chaz Frank cf	4	1	0	0	1	1	2	1	4
Tommy Coyle ss	5	2	3	0	0	0	3	2	0
Colin Moran 3b	3	0	0	1	2	1	1	2	0
Cody Stallings c	4	0	0	1	2	6	1	1	1
Cody Stubbs 1b	5	0	0	0	0	7	0	2	
Mike Zolk 2b	2	1	0	1	2	0	2	1	0
Tom Zengel dh	1	1	0	0	2	0	0	0	0
Brian Holbertson ph/dh	2	0	0	0	0	0	0	0	0
Michael Russell rf	4	0	1	0	0	0	3	2	1
Parks Jordan if	3	1	2	2	0	0	3	0	0
Chris Munnelly p	0	0	0	0	0	0	0	0	0
Chris McCue p	0	0	0	0	0	0	0	0	0
Hobbs Johnsonson p	0	0	0	0	0	0	0	0	0
Andrew Smith p	0	0	0	0	0	0	0	0	0
Shane Taylor p	0	0	0	0	0	0	1	0	0
Michael Morin p	0	0	0	0	0	0	0	0	0
Totals	33	6	6	5	8	4	27	8	10



# 2012 CLEMSON BOXSCORES

## Game 17 • Clemson 5, Boston College 1

March 18, 2012 • Doug Kingsmore Stadium • Clemson, SC

Boston College 1 (6-11,0-6 ACC)										Clemson 5 (9-8,3-3 ACC)									
Player	ab	r	h	rbi	bb	so	po	a	lob	Player	ab	r	h	rbi	bb	so	po	a	lob
Tom Bourdon cf	5	1	3	0	0	2	0	0	0	Steve Wilkerson 2b	5	1	2	0	0	1	2	1	2
Blake Butera 2b	3	0	2	0	1	0	3	0	0	Jason Stoltz ss	4	1	0	0	0	3	2	3	0
Anthony Melchionda ss	5	0	1	0	1	2	2	5		Richie Shaffer 3b	4	1	1	1	0	0	2	2	1
Andrew Lawrence lf	4	0	0	0	0	2	0	1	0	Phil Pohl 1b	4	0	1	0	0	1	9	0	1
Spenser Payne 1b	4	0	1	0	0	1	10	0	1	Brad Felder rf/cf	4	1	1	1	0	1	2	0	1
Rob Moir dh	4	0	2	0	0	2	0	0	0	Spencer Kieboom c	3	1	1	0	1	0	7	0	0
Marc Perdios rf	3	0	1	0	0	1	2	0	1	Joe Costigan dh	2	0	1	2	1	0	0	0	0
Tyler Hinchliffe ph/rf	1	0	0	0	0	0	0	0	1	Garrett Boulware ph/dh	1	0	1	0	0	0	0	0	0
Nate LaPointe c	3	0	0	0	0	2	6	2	1	Thomas Brittle cf	2	0	1	0	0	0	2	0	0
Matt McGovern ph	1	0	1	0	0	0	0	0	0	Dominic Attanasio lf	1	0	0	0	1	1	0	0	0
John Hennessy 3b	3	0	0	0	1	0	2	1		Jay Baum ph/rf	1	0	0	0	1	0	0	2	
Matt Alvarez p	0	0	0	0	0	0	0	0	0	Tyler Slaton lf/cf	4	0	1	1	0	0	0	0	2
Taylor Lasko p	0	0	0	0	0	0	0	1	0	Kevin Pohl p	0	0	0	0	0	0	0	3	0
Nate Bayuk p	0	0	0	0	0	0	0	0	0	Joseph Moorefield p	0	0	0	0	0	0	0	0	0
Totals	36	1	11	1	2	7	24	10	11	Scott Firth p	0	0	0	0	0	0	0	2	0
										Totals	35	5	10	5	2	8	27	11	9

Score by Innings	1	2	3	4	5	6	7	8	9	R	H	E
Boston College	1	0	0	0	0	0	0	0	0	1	11	0
Clemson	0	0	5	0	0	0	0	0	X	5	10	0

DP - CLEMSON 1. LOB - BC 11; CLEMSON 9. 2B - BOURDON 3(8); MOIR(3). HBP - STOLZ. SH - BUTERA(2). SB - WILKERSON(4); FELDER(2).

Boston College	ip	h	r	er	bb	so	ab	bf	Clemson	ip	h	r	er	bb	so	ab	bf
Matt Alvarez	3.0	6	5	5	2	3	16	19	Kevin Pohl	6.2	7	1	1	0	5	26	27
Taylor Lasko	3.2	3	0	0	0	2	14	14	Joseph Moorefield	0.0	1	0	0	0	0	1	1
Nate Bayuk	1.1	1	0	0	0	3	5	5	Scott Firth	2.1	3	0	0	2	2	9	11

Win - POHLE (3-0). Loss - ALVAREZ (1-3). Save - None.  
WP - ALVAREZ (3-4). HBP - by ALVAREZ (STOLZ). BK - POHLE(1). PB - LAPOINTE(3).

Umpires - HP: Ray Gregson 1B: Manny Salazar 3B: Tim O'Toole  
Start: 11:35 AM Time: 2:38 Attendance: 4083  
MOOREFIELD faced 1 batter in the 7th.

## Game 18 • Clemson 6, Elon 2

March 20, 2012 • Doug Kingsmore Stadium • Clemson, SC

Elon 2 (12-9)										Clemson 6 (10-8)									
Player	ab	r	h	rbi	bb	so	po	a	lob	Player	ab	r	h	rbi	bb	so	po	a	lob
Jake Luce lf	5	0	1	0	0	2	3	0	0	Steve Wilkerson 2b	4	1	4	2	1	0	1	3	0
Sebastian Gomez 2b	5	0	1	1	0	3	4	1	0	Jason Stolz ss	3	1	1	0	1	0	1	1	2
Alex Swim c	4	0	1	0	0	0	7	0	4	Richie Shaffer 3b	2	1	0	0	3	1	1	1	0
Ryan Kinsella 1b	3	1	0	0	1	1	6	1	1	Phil Pohl 1b	3	0	1	1	0	0	6	1	0
Garrett Koster 3b	4	0	2	0	0	0	4	0	0	Brad Felder rf	4	0	0	1	1	1	2	0	4
Niko Fraser cf	4	0	1	0	0	2	2	0	0	Spencer Kieboom c	4	0	0	1	0	0	11	0	1
Casey Jones dh	4	1	2	1	0	1	0	0	1	Joe Costigan dh	1	0	0	0	1	1	0	0	1
Chris Bresnahan ss	4	0	1	0	0	0	2	2	1	Jay Baum ph/dh	1	1	1	0	0	0	0	0	0
Eric Serra rf	4	0	1	0	0	2	0	0	2	Dominic Attanasio lf	2	0	0	0	0	1	0	0	3
Grant McCoury p	0	0	0	0	0	0	0	0	0	Garrett Boulware ph/lf	2	0	0	0	0	1	0	0	0
Ryan Pennell p	0	0	0	0	0	0	0	1	0	Tyler Slaton cf	4	2	2	1	0	2	3	0	1
John Antonelli p	0	0	0	0	0	0	1	0	0	Jonathan Meyer p	0	0	0	0	0	0	2	2	0
Totals	37	2	10	2	1	11	24	10	9	Patrick Andrews p	0	0	0	0	0	0	0	0	0
										Mike Kent p	0	0	0	0	0	0	0	0	0
										Totals	30	6	9	6	7	7	27	8	12

Score by Innings	1	2	3	4	5	6	7	8	9	R	H	E
Elon	0	0	1	0	0	1	0	0	0	2	10	1
Clemson	3	0	0	1	0	0	2	0	X	6	9	0

E - KOSTER(10). DP - ELON 1; CLEMSON 1. LOB - ELON 9; CLEMSON 12. 2B - KOSTER(8). HBP - POHL 2. SH - STOLZ(2); BAUMJ(2). SF - S. KIEBOOM(2). SB - JONES(2); SHAFER(1); POHL(1); FELDER(3); SLATON(1).

Elon	ip	h	r	er	bb	so	ab	bf	Clemson	ip	h	r	er	bb	so	ab	bf
Grant McCoury	0.2	1	3	3	0	2	6		Jonathan Meyer	5.0	7	1	1	0	5	21	21
Ryan Pennell	4.1	5	1	1	4	5	17	23	Patrick Andrews	2.0	3	1	1	1	3	9	10
John Antonelli	3.0	3	2	2	0	2	11	13	Mike Kent	2.0	0	0	0	0	0	3	7

Win - MEYER (1-1). Loss - MCCOURY (0-1). Save - None.  
WP - PENNELL(2); ANDREWS(1); KENT 2(2). HBP - by ANTONELLI (POHL); by ANTONELLI (POHL).

Umpires - HP: Danny Everett 1B: Craig Mirr 3B: Rick Brown  
Start: 6:36 PM Time: 2:40 Attendance: 3760  
PENNELL faced 2 batters in the 6th.

## Game 19 • Clemson 4, Elon 2

March 21, 2012 • Fluor Field • Greenville, SC

Elon 2 (12-10)										Clemson 4 (11-8)									
Player	ab	r	h	rbi	bb	so	po	a	lob	Player	ab	r	h	rbi	bb	so	po	a	lob
Sebastian Gomez 2b	4	0	1	0	0	2	2	1	0	Steve Wilkerson 2b	4	0	1	0	1	0	0	4	2
Jake Luce lf	3	0	0	0	0	2	1	0	0	Jason Stoltz ss	4	1	1	0	0	2	0	2	0
Joey Tomko ph	1	0	1	0	0	0	0	0	0	Richie Shaffer 3b	4	0	0	0	0	3	1	1	0
Blaine Bower pr/lf	0	0	0	0	0	0	0	0	0	Phil Pohl 1b	4	0	1	0	0	1	11	1	2
Alex Swim dh	4	1	1	0	0	1	0	0	0	Jon McGibbon 1b	0	0	0	0	0	1	1	1	0
Ryan Kinsella c	3	1	1	0	1	1	7	2	2	Brad Felder rf	3	2	1	0	1	0	1	0	0
Garrett Koster 3b	3	0	0	0	1	1	3	0	1	Spencer Kieboom c	2	0	1	0	2	0	9	2	0
Niko Fraser cf	4	0	1	2	0	0	3	1	0	Mike Dunster dh	4	0	3	0	0	0	0	0	0
Connor Lewis 1b	3	0	0	0	0	5	1	2		Garrett Boulware lf	2	0	0	0	0	0	0	0	1
Casey Jones ph	1	0	0	0	0	1	0	0	0	Dominic Attanasio ph/lf	2	0	0	0	0	0	0	0	0
Chris Bresnahan ss	3	0	0	0	2	2	1	4	0	Tyler Slaton cf	3	1	1	0	1	1	2	0	2
Quinn Bower rf	3	0	0	0	0	1	0	0	0	Daniel Gossett p	0	0	0	0	0	0	1	1	0
Jim Stokes p	0	0	0	0	0	0	1	1	0	Clay Bates p	0	0	0	0	0	0	0	0	0
David Whitehead p	0	0	0	0	0	0	1	0	0	Joseph Moorefield p	0	0	0	0	0	0	0	0	0
Nate Young p	0	0	0	0	0	0	0	0	0	Matt Campbell p	0	0	0	0	0	0	1	0	0
Totals	32	2	5	2	2	11	24	10	5	Totals	32	4	9	3	5	7	27	12	9

Score by Innings	1	2	3	4	5	6	7	8	9	R	H	E
Elon	2	0	0	0	0	0	0	0	0	2	5	2
Clemson	0	0	1	1	0	1	1	0	X	4	9	0

E - KINSELLA(4); KOSTER(11). LOB - ELON 5; CLEMSON 9. 2B - DUNSTER(2). SB - STOLZ(3); FELDER(4).

Elon	ip	h	r	er	bb	so	ab	bf	Clemson	ip	h	r	er	bb	so	ab	bf
Jim Stokes	5.0	5	2	2	1	6	21	22	Daniel Gossett	7.0	3	2	2	2	10	24	26
David Whitehead	2.2	4	2	2	4	1	10	14	Clay Bates	0.1	1	0	0	0	0	2	2
Nate Young	0.1	0	0	0	0	0	1	1	Joseph Moorefield	0.2	1	0	0	0	0	3	3
									Matt Campbell	1.0	0	0	0	0	1	3	3

Win - GOSSETT (1-2). Loss - WHITEHEAD (0-2). Save - CAMPBELL (2).  
WP - STOKES (3-5); GOSSETT 2(4).

Umpires - HP: Jay Furlong 1B: David Savage 3B: Danny Everett  
Start: 5:03 PM Time: 2:31 Attendance: 2319

## Game 20 • Virginia 6, Clemson 3

March 23, 2012 • UVa Baseball Stadium • Charlottesville, VA

Clemson 3 (11-9,3-4 ACC)										Virginia 6 (13-8-1,3-4 ACC)									
Player	ab	r	h	rbi	bb	so	po	a	lob	Player	ab	r	h	rbi	bb	so	po	a	lob
Steve Wilkerson 2b	5	1	1	0	0	0	1	3	0	Chris Taylor ss	5	2	2	0	0	1	1	4	1
Jason Stoltz ss	4	0	3	1	1	0	1	4	1	Colin Harrington lf	4	3	2	1	1	1	0	0	0
Richie Shaffer 3b	2	0	0	1	2	1	0	1	1	Stephen Bruno 3b	2	1	1	1	2	0	0	4	0
Phil Pohl 1b	4	0	1	0	0	1	8	0	3	Mike Papi rf	3	0	0	0	1	0	3	0	3
Spencer Kieboom c	3	0	0	0	1	0	6	0	2	Jared King 1b	4	0	3	4	0	0	11	0	0
Jay Baum dh	3	0	1	0	0	0	0	0	0	Derek Fisher dh	3	0	0	0	1	3	0	0	3
Mike Dunster ph/dh	1	0	0	0	1	0	0	0	1	Nate Irving c	3	0	0	0	0	0	7	1	4
Brad Felder lf	4	1	1	1	0	1	3	0	0	Michael Shiftlett cf	4	0	0	0	0	1	2	0	1
Garrett Bouliware if	2	0	0	0	1	1	1	0	1	Keith Wernham 2b	4	0	2	0	0	0	3	4	0
Thomas Brittle pr	0	0	0	0	0	0	0	0	0	Scott Silverstein p	0	0	0	0	0	0	0	0	0
Jon McGibbon if	1	0	0	0	0	1	0	0	0	Kyle Crockett p	0	0	0	0	0	0	0	0	0
Tyler Slaton cf	3	0	0	0	0	2	3	0	0	Justin Thompson p	0	0	0	0	0	0	0	0	0
Joe Costigan ph	1	1	1	0	0	0	0	0	0	Totals	32	6	10	6	5	6	27	13	12
Kevin Brady p	0	0	0	0	0	0	0	0	0										
Mike Kent p	0	0	0	0	0	0	1	1	0										
Matt Campbell p	0	0	0	0	0	0	0	0	0										
Totals	33	3	8	3	5	8	24	9	9										

# 2012 CLEMSON BOXSCORES

## Game 21 • Virginia 5, Clemson 1

March 24, 2012 • UVA Baseball Stadium • Charlottesville, VA

### Clemson 1 (11-10,3-5 ACC)

Player	ab	r	h	rbi	bb	so	po	a	lob
Steve Wilkerson 2b	4	1	1	0	0	0	1	1	0
Jason Stolz ss	4	0	1	1	0	2	0	3	0
Richie Shaffer 3b	3	0	0	0	1	1	2	0	
Phil Pohl 1b	3	0	0	0	1	7	1	0	
Brad Felder rf	3	0	0	0	0	4	0	1	
Mike Dunster dh	3	0	0	0	1	0	0	0	
Spencer Kieboom c	3	0	0	0	1	7	1	0	
Jon McGibbon lf	3	0	0	0	0	1	0	0	
Tyler Slaton cf	2	0	0	0	0	2	1	0	
Joe Costigan ph	1	0	0	0	0	0	0	0	
Dominic Leone p	0	0	0	0	0	0	1	0	
David Haselden p	0	0	0	0	0	0	1	0	
Patrick Andrews p	0	0	0	0	0	0	0	0	
Totals	29	1	2	1	0	6	24	10	1

Score by Innings	1	2	3	4	5	6	7	8	9	R	H	E
Clemson	1	0	0	0	0	0	0	0	0	1	2	0
Virginia	0	1	2	2	0	0	0	0	X	5	9	0

LOB - Clemson 1; Virginia 5. 2B - WERMAN(3). 3B - WILKERSON(1); TAYLOR(4). HR - FISHER(3). SB - IRVING(3). CS - HARRINGTON(2); KING(5).

Clemson	ip	h	r	er	bb	so	ab	bf
Dominic Leone	3.2	5	5	3	3	14	17	
David Haselden	3.1	4	0	0	1	3	13	14
Patrick Andrews	1.0	0	0	0	0	0	3	3

Win - KLINE (4-2). Loss - LEONE (3-2). Save - None.  
WP - HASELDEN 2(4). BK - LEONE 2(3).

Umpires - HP: Barry Chambers 1B: Randy Harvey 3B: Morris Hodges  
Start: 3:08 PM Time: 2:14 Attendance: 3033

### Virginia 5 (14-8-1,4-4 ACC)

Player	ab	r	h	rbi	bb	so	po	a	lob
Chris Taylor ss	4	0	1	2	0	3	0	1	2
Colin Harrington lf	4	0	1	0	0	0	5	0	0
Stephen Bruno 3b	4	0	1	0	0	1	1	0	0
Mike Papi rf	4	0	0	0	0	3	0	1	
Jared King 1b	1	0	0	0	3	0	8	0	0
Derek Fisher dh	4	1	1	1	0	1	0	0	2
Nate Irving c	4	1	1	0	0	1	6	0	0
Mitchell Shifflett cf	2	2	2	0	1	0	4	0	0
Keith Werman 2b	3	1	2	2	0	0	0	5	0
Brandon Kline p	0	0	0	0	0	0	0	1	0
Totals	30	5	9	5	4	6	27	7	5

Virginia	ip	h	r	er	bb	so	ab	bf
Brandon Kline	9.0	2	1	1	0	6	29	29

## Game 22 • Virginia 5, Clemson 3

March 25, 2012 • UVA Baseball Stadium • Charlottesville, VA

### Clemson 3 (11-11,3-6 ACC)

Player	ab	r	h	rbi	bb	so	po	a	lob
Steve Wilkerson 2b	4	0	3	2	0	0	5	1	0
Jason Stolz ss	4	0	0	0	0	0	7	2	
Richie Shaffer 3b	4	0	0	0	2	3	2	1	
Phil Pohl 1b	4	1	1	0	0	8	1	1	
Brad Felder rf/cf	4	0	1	0	0	0	1	0	
Mike Dunster dh	3	0	0	0	1	2	0	0	
Spencer Kieboom c	4	0	2	0	0	3	3	1	
Dominic Attanasio lf/rf	4	2	1	0	0	1	1	0	1
Tyler Slaton cf	1	0	1	0	1	0	2	0	0
Jay Baum ph	1	0	1	0	0	0	0	0	0
Thomas Brittle pr	0	0	0	0	0	0	0	0	0
Joe Costigan lf	1	0	0	0	0	1	0	0	0
Kevin Pohl p	0	0	0	0	0	0	1	0	0
Jonathan Meyer p	0	0	0	0	0	0	1	0	0
Matt Campbell p	0	0	0	0	0	0	0	0	0
Scott Firth p	0	0	0	0	0	0	0	0	0
Totals	34	3	10	3	2	5	24	16	6

Score by Innings	1	2	3	4	5	6	7	8	9	R	H	E
Clemson	0	0	0	0	1	1	1	0	0	3	10	2
Virginia	1	1	0	1	0	1	1	0	0	5	8	0

E - POHL(2); FELDER(1). DP - Clemson 1; Virginia 3. LOB - Clemson 6; Virginia 9. 2B - FELDER(2); HARRINGTON 2(2); BRUNO(6); FISHER(4). 3B - FISHER(4). HR - POHL(4). HBP - FISHER. SH - IRVING 2(6). SB - PAPI(5). CS - SHIFFLETT(1).

Clemson	ip	h	r	er	bb	so	ab	bf
Kevin Pohl	4.0	4	3	3	4	1	14	20
Jonathan Meyer	2.1	4	2	2	0	1	9	10
Matt Campbell	0.0	0	0	0	1	0	0	1
Scott Firth	1.2	0	0	0	2	2	5	7

Virginia	ip	h	r	er	bb	so	ab	bf
Artie Lewicki	6.0	6	2	2	2	4	23	25
Kyle Crockett	0.0	3	1	1	0	0	3	3
Austin Young	2.0	0	0	0	0	0	0	5
Justin Thompson	1.0	1	0	0	0	1	3	3

Win - LEWICKI (1-1). Loss - POHLE (3-1). Save - THOMPSON (4).  
WP - CAMPBELL(1). HBP - by POHLE (FISHER).

Umpires - HP: Randy Harvey 1B: Morris Hodges 3B: Barry Chambers  
Start: 1:01 PM Time: 2:56 Attendance: 3129  
CROCKETT faced 3 batters in the 7th.  
CAMPBELL faced 1 batter in the 7th.

## Game 23 • Clemson 10, Georgia 5

March 27, 2012 • Foley Field • Athens, GA

### Clemson 10 (12-11)

Player	ab	r	h	rbi	bb	so	po	a	lob
Steve Wilkerson 2b	6	2	2	0	0	1	3	2	3
Jason Stolz ss	6	1	1	0	2	0	2	2	
Richie Shaffer 3b	6	2	3	3	0	0	1	3	0
Phil Pohl dh	6	1	3	1	0	0	0	0	2
Brad Felder rf	4	2	2	0	1	1	2	0	0
Spencer Kieboom c	3	1	0	1	2	0	6	1	0
Jon McGibbon 1b	2	0	1	3	1	0	9	0	3
Jay Baum lf	4	0	2	0	1	0	3	0	1
Tyler Slaton cf	4	1	2	1	1	1	3	0	1
Daniel Gossett p	0	0	0	0	0	0	0	0	0
Patrick Andrews p	0	0	0	0	0	0	0	0	0
Joseph Moorefield p	0	0	0	0	0	0	0	0	0
Matt Campbell p	0	0	0	0	0	0	0	0	0
Clay Bates p	0	0	0	0	0	0	0	0	0
Totals	41	10	16	9	6	5	27	8	12

Score by Innings	1	2	3	4	5	6	7	8	9	R	H	E
Clemson	1	3	0	1	1	2	1	1	0	10	16	0
Georgia	3	0	0	0	0	1	0	0	1	5	8	3

E - COLE 2(2); POWELL(7). DP - Clemson 1. LOB - Clemson 12; Georgia 6. 2B - SHAFFER 2(10); MAY(3). HR - SHAFFER(5); COLE(4). HBP - DELMONICO. SH - MCGIBBON(3). SF - MCGIBBON(2). SB - BAUM(1); SLATON(2).

Clemson	ip	h	r	er	bb	so	ab	bf
Daniel Gossett	5.0	6	4	4	3	4	20	23
Patrick Andrews	1.1	0	0	0	0	2	4	4
Joseph Moorefield	0.1	0	0	0	0	0	1	1
Matt Campbell	1.1	0	0	0	0	0	4	4
Clay Bates	1.0	2	1	1	0	1	5	6

Win - GOSSETT (2-2). Loss - CRUMLEY (1-1). Save - None.  
WP - GOSSETT 2(6); ANDREWS(2); CRUMLEY(2). HBP - by BATES (DELMONICO). BK - BATES(1). PB - DELMONICO(2).

Umpires - HP: Steve Manders 1B: David Savage 3B: Craig Murr  
Start: 7:05 PM Time: 3:18 Attendance: 2691  
GOSSETT faced 2 batters in the 6th.

### Georgia 5 (17-9)

Player	ab	r	h	rbi	bb	so	po	a	lob
Levi Hyams 2b	5	0	2	0	0	0	0	3	0
Nelson Ward cf	3	1	1	0	0	0	0	0	0
Kevin Ruiz ph/rf	2	0	0	0	0	0	0	0	2
Kyle Farmer ss	4	0	0	0	0	0	2	5	0
Hunter Cole lf	3	2	1	1	1	1	2	1	0
Brett DeLoach dh	3	1	1	0	0	0	0	0	0
Colby May 1b	3	0	2	2	0	1	11	0	0
Jonathan Hester ph	1	0	0	0	0	0	0	0	0
Curt Powell 3b	3	1	1	0	1	0	2	3	1
Brandon Stephens c	2	0	0	0	0	1	3	0	0
Jared Walsh ph	1	0	0	0	0	1	0	0	1
Joey Delmonico c	0	0	0	0	0	0	2	0	0
Peter Verdin rf	2	0	0	0	0	2	4	0	2
Conor Welton ph/cf	2	0	0	0	0	1	1	0	0
David Sosebee p	0	0	0	0	0	0	0	1	0
Luke Crumley p	0	0	0	0	0	0	0	0	0
Earl Daniels p	0	0	0	0	0	0	0	0	0
Ross Ripple p	0	0	0	0	0	0	0	1	0
Chase Hawkins p	0	0	0	0	0	0	0	1	0
Taylor Hicks p	0	0	0	0	0	0	0	0	0
Jarrett Brown p	0	0	0	0	0	0	0	0	0
Ben Ancheff p	0	0	0	0	0	0	0	0	0
Totals	34	5	8	3	3	7	27	15	6

Georgia	ip	h	r	er	bb	so	ab	bf
David Sosebee	1.1	4	3	3	2	0	8	10
Luke Crumley	1.2	2	1	1	2	1	7	9
Earl Daniels	2.0	3	2	1	1	2	8	10
Ross Ripple	1.0	3	2	2	0	0	6	6
Chase Hawkins	1.0	2	1	1	0	0	5	5
Taylor Hicks	0.2	1	1	1	0	0	2	4
Jarrett Brown	0.2	0	0	0	0	1	2	2
Ben Ancheff	0.2	1	0	0	0	1	3	3

## Game 24 • Presbyterian College 8, Clemson 4

March 28, 2012 • Doug Kingsmore Stadium • Clemson, SC

### Presbyterian College 8 (10-17)

Player	ab	r	h	rbi	bb	so	po	a	lob
Gabe Grammer p/dh	5	0	1	0	0	0	0	0	0
Billy Motroni ss	4	2	0	0	1	1	1	1	1
Brad Zebedis c	5	2	1	1	0	1	6	1	0
Kenny Bryant 1b	5	0	2	1	0	1	5	0	0
Brandon Paul rf	4	1	0	0	0	3	0	2	
Tony Micklon lf	4	2	1	1	1	2	2	0	3
Jay Lizanich 3b	4	0	1	1	0	1	3	1	0
Andrew Williams 2b	3	0	1	1	0	1	1	0	0
Aaron Preston cf	4	1	1	0	0	2	6	0	0
Buck Mosteller p	0	0	0	0	0	0	0	0	0
Michael Ricchi p	0	0	0	0	0	0	0	0	0
Totals	38	8	8	5	2	9	27	3	7

Score by Innings	1	2	3	4	5	6	7	8	9	R	H	E
Presbyterian College	0	1	0	0	0	0	4	1	0	2	8	0
Clemson	0	0	0	0	0	1	0	2	1	4	6	4

E - WILKERSON(6); STOLZ(3); FELDER(2); KENT(1). LOB - PC 7; Clemson 8. 2B - GRAMMER(5); ZEBEDIS(2); BRYANT(8); WILLIAMS(3); WILKERSON(6); MCGIBBON(2). 3B - BAUM(1). HR - MICKLON(3); SHAFFER(6). HBP - PAUL; WILLIAMS; STOLZ; BAUM 2. SF - WILKERSON(2). SB - STOLZ(4).

Presbyterian College	ip	h	r	er	bb	so	ab	bf
Gabe Grammer	6.0	2	1	1	1	3	20	23
Buck Mosteller	1.1	2	2	2	1	6	9	
Michael Ricchi	1.2	2	1	1	0	3	6	7

### Clemson 4 (12-12)

Player	ab	r	h	rbi	bb	so	po	a	lob
Steve Wilkerson 2b	3	1	1	1	1	0	2	3	2
Jason Stolz ss	4	1	1	0	0	1	0	3	1
Richie Shaffer 3b	4	1	2	1	2	3	2	3	1
Phil Fohl c	4	0	1	0	0	8	2	1	0
Brad Fedler rf/c	3	0	0	0	1	2	0	0	0
Spencer Kieboom dh	4	0	0	0	0	0	0	0	0
Jon McClobbin 1b	4	0	1	0	1	9	0	2	0
Jay Baum lf	2	1	1	0	0	0	0	0	0
Tyler Slaton cf	2	0	0	0	0	3	1	0	0
Joe Costigan ph	1	0	0	0	1	0	0	0	1
Garrett Boulware ph	1	0	0	0	1	0	0	0	0
Jonathan Meyer p	0	0	0	0	0	0	0	0	0
Mike Olsen p	0	0	0	0	0	0	0	0	1
David Hasselien p	0	0	0	0	0	0	0	0	0
Patrick Andrews p	0	0	0	0	0	0	0	0	0
Totals	32	4	6	3	7	27	12	8	8



39

# 2012 CLEMSON BOXSCORES

## Game 29 • Western Carolina 13, Clemson 8

April 4, 2012 • Doug Kingsmore Stadium • Clemson, SC

### Western Carolina 13 (21-9)

Player	ab	r	h	rbi	bb	so	po	a	lob
Aaron Attaway ss	6	0	2	3	1	0	0	2	0
Cody Jones rf	6	2	2	0	1	0	3	0	9
Ross Heffley 2b	6	2	3	0	1	0	3	4	3
Tyler White 1b	6	3	4	2	0	0	8	0	0
Dykota Spiess lf	5	1	1	0	1	2	5	0	2
Adam Martin c	6	2	3	3	0	1	4	2	1
Luke Gragg dh	5	2	2	2	0	0	0	0	0
Darron Dotson pr/dh	0	0	0	0	0	0	0	0	0
Bradley Strong 3b	6	1	2	0	0	2	1	1	2
Julian Ridings cf	5	0	3	1	1	1	3	0	0
Adam Curtis p	0	0	0	0	0	0	0	0	0
Jon Nadale p	0	0	0	0	0	0	0	0	0
Tyler Powell p	0	0	0	0	0	0	0	0	0
Hunter Brister p	0	0	0	0	0	0	0	0	0
Andrew Blackwell p	0	0	0	0	0	0	0	0	0
Jordan Smith p	0	0	0	0	0	0	0	0	0
Vance Chavis p	0	0	0	0	0	0	0	0	0
Preston Hatcher p	0	0	0	0	0	0	0	0	0
Totals	51	13	22	11	5	6	27	9	17

### Clemson 8 (15-14)

Player	ab	r	h	rbi	bb	so	po	a	lob
Steve Wilkerson 2b	5	1	2	1	0	0	0	2	0
Jay Baum rf	3	1	2	1	2	0	2	0	0
Richie Shaffer 3b	5	0	3	2	0	1	0	3	0
Phil Pohl dh	5	0	1	1	0	1	0	0	4
Jon McGibbon 1b	5	0	1	0	0	1	1	1	1
Spencer Kieboom c	2	1	1	0	2	0	6	0	0
Mike Dunster ph	1	0	0	0	0	1	0	0	0
Jason Stolz ss	3	1	0	0	1	0	0	3	3
Brad Felder ph	1	0	0	0	0	1	0	0	0
Garrett Boulware lf	2	2	1	0	0	0	4	0	1
Joe Costigan ph/lf	2	0	0	0	0	0	0	0	0
Thomas Brittle cf	4	2	2	3	0	0	1	1	0
Jonathan Meyer p	0	0	0	0	0	0	0	0	0
Mike Kent p	0	0	0	0	0	0	1	1	0
Patrick Andrews p	0	0	0	0	0	0	0	0	0
Clay Bates p	0	0	0	0	0	0	0	0	0
Joseph Moorefield p	0	0	0	0	0	0	0	0	0
David Haselden p	0	0	0	0	0	0	0	0	0
Kyle Bailey p	0	0	0	0	0	0	0	0	0
Totals	38	8	13	8	5	5	27	7	9

Score by Innings	1	2	3	4	5	6	7	8	9	R	H	E
Western Carolina	3	1	0	0	1	4	4	0	0	13	22	1
Clemson	1	2	0	1	4	0	0	0	0	8	13	4

E - RIDINGS(3); WILKERSON 2(10); STOLZ(4); BAILEY(1). DP - W. Carolina 1. LOB - W. Carolina 17; Clemson 9. 2B - WHITE(10); WILKERSON(8). 3B - MARTIN(2); BRITTLE(2). HBP - BOULWARE. SF - GRAGG(2). SB - RIDINGS(8); SHAFFER(3). CS - WILKERSON(2).

Western Carolina	ip	h	r	er	bb	so	ab	bf
Adam Curtis	1.1	5	3	3	2	0	9	11
Jon Nadale	2.1	3	1	1	0	0	10	10
Tyler Powell	0.2	0	3	3	2	0	2	5
Hunter Brister	0.0	1	1	1	0	0	1	1
Andrew Blackwell	1.2	3	0	0	1	0	6	7
Jordan Smith	1.0	0	0	0	0	0	3	3
Vance Chavis	1.0	1	0	0	0	3	4	4
Preston Hatcher	1.0	0	0	0	0	2	3	3

Win - BLACKWELL (1-0). Loss - ANDREWS (0-1). Save - None.  
WP - ANDREWS(3). HBP - by POWELL (BOULWARE).

Umpires - HP: Kevin Elzey 1B: Jeremy Dupree 3B: Steve Manders  
Start: 4:02 PM Time: 3:39 Attendance: 3437  
BRISTER faced 1 batter in the 5th.

## Game 30 • Clemson 4, Duke 1 (11 Innings)

April 6, 2012 • Jack Coombs Field • Durham, NC

### Clemson 4 (16-14,6-7 ACC)

Player	ab	r	h	rbi	bb	so	po	a	lob
Steve Wilkerson 2b	6	1	1	0	0	4	6	4	2
Thomas Brittle cf	5	0	1	0	0	0	3	0	0
Richie Shaffer 3b	4	0	2	1	1	1	0	4	1
Phil Pohl dh	5	0	1	0	0	2	0	0	0
Jon McGibbon 1b	4	1	1	0	1	2	11	0	4
Jay Baum lf	4	1	1	0	1	0	4	0	0
Brad Felder rf	4	1	1	1	2	2	0	1	
Spencer Kieboom c	5	0	2	1	0	1	5	0	0
Jason Stolz ss	5	0	0	0	0	2	1	2	1
Kevin Brady p	0	0	0	0	0	0	0	0	0
Scott Firth p	0	0	0	0	0	1	3	0	
Totals	42	4	10	3	4	14	33	13	9

### Duke 1 (13-18,5-8 ACC)

Player	ab	r	h	rbi	bb	so	po	a	lob
Andy Perez 1b	5	0	1	0	0	0	12	1	2
Mark Lumpa 2b	5	0	1	0	0	1	2	1	1
Andrew Istler lf/p	3	0	1	0	2	0	1	0	1
David Putman p	0	0	0	0	0	0	0	0	0
Mike Rosenfeld c	4	1	1	0	1	1	12	2	0
Will Pwnica-Worms cf	5	0	2	0	0	1	0	1	3
Grant McCabe rf	2	0	0	1	2	0	2	0	0
Angelo La Bruna ss	4	0	0	0	0	0	2	7	1
Jeff Kremer dh	3	0	1	0	1	0	0	0	1
Anthony D'Alessandro pr/lf	1	0	0	0	0	0	1	0	1
Jordan Betts 3b	4	0	0	0	0	2	1	2	0
Marcus Stroman p	0	0	0	0	0	0	2	0	0
Totals	36	1	7	1	6	5	33	16	10

Score by Innings	1	2	3	4	5	6	7	8	9	10	11	R	H	E
Clemson	1	0	0	0	0	0	0	0	0	0	3	4	10	0
Duke	0	0	0	0	0	0	1	0	0	0	0	1	7	4

E - LUMPA(1); PIWNICA-WORM(4); BETTS 2(5). DP - Clemson 2; Duke 1. LOB - Clemson 9; Duke 10. 2B - PEREZ(9). 3B - MCGIBBON(1). SH - LA BRUNA(2). SF - MCCABE(2). SB - SHAFFER 2(5). CS - BAUM(2).

Clemson	ip	h	r	er	bb	so	ab	bf
Kevin Brady	6.0	4	1	1	1	3	21	22
Scott Firth	5.0	3	0	0	5	2	15	22

Duke	ip	h	r	er	bb	so	ab	bf
Marcus Stroman	9.0	7	1	0	3	13	34	37
Andrew Istler	1.0	1	1	1	0	1	4	4
David Putman	1.0	2	2	1	1	0	4	5

Win - FIRTH (2-0). Loss - ISTLER (2-2). Save - None.  
WP - BRADY(5); PUTMAN(5). PB - ROSENFELD(2).

Umpires - HP: Bruce Ravan 1B: Richie Tallent 2B: Dennis McComb  
Start: 6:03 PM Time: 3:15 Attendance: 1582  
BRADY faced 1 batter in the 7th.

## Game 31 • Clemson 11, Duke 5

April 7, 2012 • Jack Coombs Field • Durham, NC

### Clemson 11 (17-14,7-7 ACC)

Player	ab	r	h	rbi	bb	so	po	a	lob
Steve Wilkerson 2b	5	2	1	1	1	3	1	3	1
Thomas Brittle cf	6	3	4	5	0	0	3	0	3
Richie Shaffer 3b	4	1	3	2	1	0	0	1	0
Phil Pohl dh	5	0	1	1	0	2	0	0	0
Jon McGibbon 1b	4	0	1	1	1	7	0	2	
Jay Baum rf	4	2	0	0	1	1	2	0	2
Spencer Kieboom c	4	0	1	0	0	1	10	1	3
Garrett Boulware lf	3	1	2	0	0	0	1	0	0
Tyler Slaton if	1	1	1	1	0	0	1	0	0
Jason Stolz ss	4	1	1	0	0	1	2	3	0
Dominic Leone p	0	0	0	0	0	0	0	1	0
Patrick Andrews p	0	0	0	0	0	0	0	1	0
Totals	40	11	15	11	5	9	27	10	11

### Duke 5 (13-19,5-9 ACC)

Player	ab	r	h	rbi	bb	so	po	a	lob
Jeff Kremer dh	4	1	1	0	1	0	0	0	0
Andy Perez 1b	5	1	2	0	0	1	9	2	0
Andrew Istler rf/lf	5	1	2	0	0	0	0	0	0
Mike Rosenfeld c	5	2	3	2	0	2	8	2	1
Will Pwnica-Worms cf	3	0	1	1	1	0	3	0	0
Jordan Betts 3b	3	0	0	1	0	2	2	0	2
Mark Lumpa 2b	4	0	3	1	0	0	1	1	0
David Perkins lf	3	0	0	0	0	2	1	0	0
Grant McCabe ph/rf	1	0	0	0	0	0	1	0	2
Angelo La Bruna ss	4	0	0	0	0	3	1	2	4
Trent Swart p	0	0	0	0	0	0	1	2	0
Dillon Haviland p	0	0	0	0	0	0	0	0	0
Sarkis Ohanian p	0	0	0	0	0	0	0	1	0
David Putman p	0	0	0	0	0	0	0	0	0
Totals	37	5	12	5	2	10	27	10	9

Score by Innings	1	2	3	4	5	6	7	8	9	R	H	E
Clemson	1	0	2	0	0	2	1	0	5	11	15	2
Duke	0	1	1	0	0	0	3	0	0	5	12	2

E - WILKERSON(11); S. KIEBOOM(2); PEREZ(4); LA BRUNA(3). DP - Clemson 1. LOB - Clemson 11; Duke 9. 2B - BRITTLE(3); SHAFFER(12); BOULWARE(2); PIWNICA-WORM(8). 3B - BRITTLE(3). HBP - PIWNICA-WORM. SH - S. KIEBOOM(3); BOULWARE(1). SF - SHAFFER(2); POHL(4); BETTS(3). SB - LUMPA(2).

Clemson	ip	h	r	er	bb	so	ab	bf
Dominic Leone	6.1	9	4	4	2	9	28	30
Patrick Andrews	2.2	3	1	1	0	1	9	11

Duke	ip	h	r	er	bb	so	ab	bf
Trent Swart	5.1	10	4	4	1	6	25	27
Dillon Haviland	1.0	3	2	1	1	1	6	8
Sarkis Ohanian	2.0	1	4	3	3	1	7	11
David Putman	0.2	1	1	1	0	1	2	3

Win - LEONE (5-2). Loss - SWART (3-4). Save - ANDREWS (2).  
WP - LEONE 2(3); SWART 2(4). HBP - by ANDREWS (PIWNICA-WORM).

Umpires - HP: Richie Tallent 1B: Dennis McComb 3B: Bruce Ravan  
Start: 2:01 PM Time: 3:12 Attendance: 1123  
Game notes:  
The run allowed by Putman in the ninth inning was team unearned.

## Game 32 • Clemson 4, Duke 2

April 8, 2012 • Jack Coombs Field • Durham, NC

### Clemson 4 (18-14,8-7 ACC)

Player	ab	r	h	rbi	bb	so	po	a	lob
Steve Wilkerson 2b	4	0	0	0	1	0	2	3	0
Thomas Brittle cf	5	0	2	0	0	0	4	0	4
Richie Shaffer 3b	5	1	2	0	0	0	1	2	
Phil Pohl dh	3	0	1	0	1	0	0	0	0
Tyler Slaton pr/dh	1	1	0	0	0	0	0	1	
Jon McGibbon 1b	3	1	0	0	1	1	8	2	0
Jay Baum lf	3	1	1	3	1	0	4	0	0
Brad Felder rf	4	0	0	0	0	0	2	1	2
Spencer Kieboom c	3	0	3	1	0	0	7	1	0
Jason Stolz ss	2	0	0	0	1	0	0	1	0
Kevin Pohl p	0	0	0	0	0	0	0	1	0
Daniel Gossett p	0	0	0	0	0	0	0	1	0
Totals	33	4	9	4	5	1	27	11	9

### Duke 2 (13-20,5-10 ACC)

Player	ab	r	h	rbi	bb	so	po	a	lob
Jeff Kremer dh	3	0	1	0	0	1	0	0	0
Anthony D'Alessandro lf	1	0	0	0	0	1	0	0	0
Andrew Istler lf/p	4	0	0	0	0	1	1	1	1
Andy Perez 1b	3	1	1	0	0	1	10	2	0
Mike Rosenfeld c	4	0	1	0	0	1	3	1	0
Will Pwincia-Worms cf	3	0	1	0	0	1	4	0	0
Mark Lumpa 2b	4	0	1	1	0	1	3	2	2
Jordan Betts 3b	3	1	1	0	0	0	0	1	1
Grant McCabe rf	2	0	0	0	0	0	3	0	0
Angelo La Bruna ss	2	0	0	1	0	0	1	1	0
Robert Huber p	0	0	0	0	0	0	2	1	0
Totals	29	2	6	2	1	6	27	9	4

# 2012 CLEMSON BOXSCORES

## Game 33 • Clemson 12, Furman 5

April 10, 2012 • Fluor Field • Greenville, SC

### Clemson 12 (19-14)

Player	ab	r	h	rbi	bb	so	po	a	lob
Steve Wilkerson 2b	3	2	0	0	2	0	1	1	0
Dominic Attanasio lf	0	0	0	0	0	0	0	0	0
Thomas Brittle cf	4	4	3	0	0	0	3	0	0
Richie Shaffer 3b	3	3	2	1	2	1	2	3	0
Phil Pohl c	5	0	0	1	0	0	7	0	1
Jon McGibbon 1b	4	3	3	5	1	0	5	1	0
Jay Baum lf/2b	4	0	2	1	1	0	5	1	1
Brad Felder rf	4	0	1	2	0	2	1	0	1
Tyler Slaton rf	1	0	0	0	0	0	0	0	0
Mike Dunster dh	2	0	0	0	0	2	0	0	0
Garrett Boulware ph/dh	1	0	0	0	0	1	0	0	0
Joe Costigan ph/dh	2	0	0	0	0	0	0	0	0
Jason Stolz ss	5	0	0	0	2	2	0	3	
Jonathan Meyer p	0	0	0	0	0	0	0	0	0
David Haselden p	0	0	0	0	0	0	0	0	0
Mike Kent p	0	0	0	0	0	0	1	0	0
Totals	38	12	11	10	6	8	27	7	6

Score by Innings	1	2	3	4	5	6	7	8	9	R	H	E
Clemson	2	0	4	3	0	0	0	2	1	12	11	1
Furman	0	0	0	4	0	0	0	1	0	5	15	3

E - WILKERSON(12); OWENS(4); FARMER 2(2); DP - Furman 1. LOB - Clemson 6; Furman 12. 2B - SHAFFER(13); MCGIBBON(3); MUZIKA(7); MILLER 2(10). HR - MCGIBBON(2); MUZIKA(1). HBP - BRITTLE; OWENS, SB - BRITTLE(5); BAUM(2); FELDER(5); JONES(5). CS - BAUM(3).

Clemson	ip	h	r	er	bb	so	ab	bf
Jonathan Meyer	3.1	7	4	3	0	0	17	18
David Haselden	1.2	3	0	0	1	3	8	9
Mike Kent	4.0	5	1	1	0	3	17	17

### Furman 5 (17-17)

Player	ab	r	h	rbi	bb	so	po	a	lob
Will Owens lf	4	0	1	1	0	1	1	0	0
Jake Jones rf	5	0	2	1	0	0	1	0	0
Will Muzika 2b	5	1	2	1	0	1	1	3	2
Will Miller cf	5	1	3	0	0	0	2	0	4
Paul Nitto c	4	1	1	0	1	1	8	1	1
Chris Ohmstede 3b	5	1	2	1	0	2	1	0	0
Harrison Farmer 1b	5	0	1	0	0	0	8	1	0
Alex Abrams dh/p	5	1	2	0	0	1	0	0	0
Hunter Burton ss	4	0	1	1	0	0	5	4	4
Jacques de Gruy p	0	0	0	0	0	0	0	1	0
Ben Carlson p	0	0	0	0	0	0	0	0	0
Stephen Gary p	0	0	0	0	0	0	0	2	0
Matt Solter p	0	0	0	0	0	0	0	0	0
Totals	42	5	15	5	1	6	27	12	12

Furman	ip	h	r	er	bb	so	ab	bf
Jacques de Gruy	2.1	3	6	5	4	2	10	14
Ben Carlson	1.2	5	3	3	1	2	10	11
Stephen Gary	3.0	0	0	0	0	3	9	9
Matt Solter	1.0	2	1	1	0	4	6	
Alex Abrams	1.0	2	1	1	0	1	5	5

Win - HASELDEN (2-1). Loss - de GRUY (1-1). Save - KENT (1). WP - ABRAMS(3); CARLSON(2). HBP - by MEYER (OWENS); by SOLTER (BRITTLE).

Umpires - HP: Jeremy Dupree 1B: Danny Everett 3B: Eric Johansen  
Start: 7:25 PM Time: 2:57 Attendance: 5610

## Game 34 • Georgia 8, Clemson 7

April 11, 2012 • Doug Kingsmore Stadium • Clemson, SC

### Georgia 8 (20-13)

Player	ab	r	h	rbi	bb	so	po	a	lob
Levi Hyams 2b	4	1	1	0	1	0	2	2	1
Kyle Farmer ss	5	0	1	0	0	1	1	4	2
Brett Deloach dh	3	1	0	0	2	1	0	0	0
Jonathan Hester 1b	1	1	0	0	1	1	4	0	2
Colby May ph/1b	2	1	1	2	0	0	5	0	0
Justin Bryan rf	2	1	0	0	1	2	0	0	1
Peter Verdin rf	0	0	0	0	0	0	0	0	0
Conor Welton lf	4	0	2	1	0	1	7	0	0
Brandon Stephens c	4	1	2	3	0	1	4	0	0
Curt Powell 3b	5	0	1	1	0	1	1	1	4
David Sosebee p	0	0	0	0	0	0	0	0	0
Jay Swinford p	0	0	0	0	0	0	0	0	0
Ross Ripple p	0	0	0	0	0	0	0	0	0
Earl Daniels p	0	0	0	0	0	0	0	0	0
Pete Nagel p	0	0	0	0	0	0	0	0	0
Jarrett Brown p	0	0	0	0	0	0	0	0	0
Luke Crumley p	0	0	0	0	0	0	0	0	0
Blake Dieterich p	0	0	0	0	0	0	0	0	0
Totals	33	8	8	7	7	9	27	9	10

### Clemson 7 (19-15)

Player	ab	r	h	rbi	bb	so	po	a	lob
Steve Wilkerson 2b	5	2	2	2	0	1	3	2	3
Thomas Brittle cf	5	2	3	3	0	0	3	0	0
Richie Shaffer 3b	4	0	2	1	1	0	0	3	0
Phil Pohl c	5	0	1	1	0	1	9	1	2
Jon McGibbon 1b	4	0	0	0	1	0	8	2	1
Jay Baum lf	4	0	0	0	1	1	1	0	2
Brad Felder rf	3	0	1	0	0	0	0	0	0
Garrett Boulware ph	1	0	0	0	0	1	0	0	0
Spencer Kieboom dh	3	2	1	0	1	0	0	0	0
Jason Stolz ss	3	1	1	0	1	0	2	4	1
Daniel Gossett p	0	0	0	0	0	0	0	1	0
Patrick Andrews p	0	0	0	0	0	0	0	0	0
Clay Bates p	0	0	0	0	0	0	0	0	0
Joseph Moorefield p	0	0	0	0	0	0	0	0	0
Jonathan Meyer p	0	0	0	0	0	0	0	1	0
Scott Firth p	0	0	0	0	0	0	0	0	0
Totals	37	7	11	7	5	4	27	13	9

Score by Innings	1	2	3	4	5	6	7	8	9	R	H	E
Georgia	0	0	0	2	6	0	0	0	0	8	8	2
Clemson	1	4	0	2	0	0	0	0	0	7	11	0

E - POWELL 2(9). DP - Georgia 2; Clemson 1. LOB - Georgia 10; Clemson 9. 2B - BRITTLE(4); STOLZ(5). 3B - WILKERSON(2). HR - BRITTLE(1). HBP - MAY; BRYAN; VERDIN; WELTON. SH - STEPHENS(6); FELDER(1). SB - VERDIN(4).

Georgia	ip	h	r	er	bb	so	ab	bf
David Sosebee	1.1	5	5	5	2	0	9	11
Jay Swinford	1.2	0	0	0	1	1	4	5
Ross Ripple	1.0	4	2	2	0	0	6	6
Earl Daniels	0.2	1	0	0	2	0	3	5
Pete Nagel	1.1	1	0	0	0	1	5	5
Jarrett Brown	1.0	0	0	0	0	0	3	4
Luke Crumley	1.0	0	0	0	0	0	4	4
Blake Dieterich	1.0	0	0	0	0	2	3	3

Win - RIPLE (1-0). Loss - ANDREWS (0-2). Save - DIETERICH (6). WP - SOSEBEE(1); RIPLE(2); ANDREWS(4). HBP - by GOSSETT (BRYAN); by BATES (MAY); by BATES (WELTON); by FIRTH (VERDIN).

Umpires - HP: David Savage 1B: Craig Mirr 3B: Danny Everett  
Start: 7:05 PM Time: 3:36 Attendance: 4386

## Game 35 • Clemson 7, N.C. State 6 (12 Innings)

April 13, 2012 • Doug Kingsmore Stadium • Clemson, SC

### N.C. State 6 (22-10,9-7 ACC)

Player	ab	r	h	rbi	bb	so	po	a	lob
Trea Turner 3b	4	2	2	0	2	0	2	1	0
Brett Austin c/rf	4	1	0	1	1	2	7	1	0
Chris Diaz ss	4	1	0	1	0	1	2	4	2
Danny Canela 1b/c	4	0	3	2	1	0	8	0	0
Bryan Adametz pr/lf	1	0	0	0	0	0	0	0	0
Ryan Mathews dh	2	0	0	0	0	1	0	0	2
Tarran Senay ph/dh	2	0	0	1	1	0	0	0	0
John Gianis lf/rf	6	0	0	0	1	1	1	1	1
Jake Fincher cf	5	0	1	0	0	1	6	0	4
Logan Ratledge rf/2b	3	1	0	0	0	1	3	1	0
Matt Bergquist 2b	2	0	0	0	0	0	2	1	0
Andrew Ciencin ph/1b	1	1	0	0	1	0	2	0	0
Ethan Ogburn p	0	0	0	0	0	0	0	1	0
Ryan Wilkins p	0	0	0	0	0	0	0	0	0
Travis Orwig p	0	0	0	0	0	0	0	0	0
Anthony Tzamtzis p	0	0	0	0	0	0	1	0	0
Totals	38	6	6	5	6	8	34	10	9

Score by Innings	1	2	3	4	5	6	7	8	9	10	11	12	R	H	E
N.C. State	0	0	0	0	0	3	3	0	0	0	0	0	6	6	2
Clemson	2	1	1	0	0	1	0	1	0	0	0	1	7	12	1

Note: 1 out, 2 runners LOB when the game ended.

E - TURNER(8); RATLEDGE(1); POHL(3). DP - N.C. State 1; Clemson 1. LOB - N.C. State 9; Clemson 15. 2B - CANELA 2(11); SHAFFER(14); POHL(5); STOLZ(6). HBP - DIAZ; RATLEDGE 2; SLATON. SH - CIENCIN(3). SF - AUSTIN(6); DIAZ(4); SENAY(1). SB - TURNER 5(36); SLATON 2(4).

N.C. State	ip	h	r	er	bb	so	ab	bf
Ethan Ogburn	4.2	7	4	4	4	3	21	25
Ryan Wilkins	2.2	2	2	2	3	4	9	12
Travis Orwig	0.1	0	0	0	0	0	1	1
Anthony Tzamtzis	3.2	3	1	1	3	5	14	18

Win - FIRTH (3-0). Loss - TZAMTZIS (3-3). Save - None.

WP - OGBURN(4); FIRTH(4). HBP - by BRADY (DIAZ); by FIRTH (RATLEDGE); by TZAMTZIS (SLATON); by FIRTH (RATLEDGE).

Umpires - HP: Scott Graham 1B: David Pritchett 3B: Joe Marion  
Start: 6:34 PM Time: 4:26 Attendance: 4964

## Game 36 • N.C. State 3, Clemson 1

April 14, 2012 • Doug Kingsmore Stadium • Clemson, SC

### N.C. State 3 (23-10,10-7 ACC)

Player	ab	r	h	rbi	bb	so	po	a	lob
Trea Turner 3b	5	0	1	2	0	2	2	2	0
Jake Fincher cf	4	0	1	0	0	1	4	0	2
Danny Canela c	4	1	1	0	0	0	10	1	2
Chris Diaz ss	3	0	0	0	0	0	1	4	0
Tarran Senay lf	3	0	1	1	1	1	0	0	0
Ryan Mathews dh	4	1	2	0	0	1	0	0	0
Brett Austin rf	4	0	0	0	0	2	0	0	3
Andrew Ciencin 1b	4	1	2	0	0	0	7	0	0
Logan Ratledge 2b	2	0	1	0	0	1	0	0	0
John Gianis ph	1	0	0	0	0	0	0	0	0
Matt Bergquist 2b	1	0	0	0	0	1	1	0	0
Carlos Rodon p	0	0	0	0	0	0	1	0	0
Vance Williams p	0	0	0	0	0	0	0	0	0
Travis Orwig p	0	0	0	0	0	0	0	0	0
Chris Overman p	0	0	0	0	0	0	0	0	0
Totals	35	3	9	3	1	9	27	7	7

### Clemson 1 (20-16,9-8 ACC)

Player	ab	r	h	rbi	bb	so	po	a	lob
Steve Wilkerson 2b	4	0	0	0	0	1	2	2	2
Thomas Brittle cf	4	0	1	0	1	4	0	1	0
Richie Shaffer 3b	3	1	0	0	1	1	0	2	0
Phil Pohl c	4	0	1	0	1	8	1	1	0
Jay Baum rf	4	0	1	0	0	1	2	0	0
Spencer Kleibohm dh	2	0	0	0	1	0	0	0	0
Joe Costigan ph/dh	2	0	2	0	0	0	0	0	0
Tyler Slaton pr	0	0	0	0	0	0	0	0	0
Jon McGibbin 1b	3	0	0	0	1	8	1	2	0
Garrett Bouwaire lf	3	0	0	0	2	1	0	0	0
Brad Felder ph	1	0	0	0	1	0	0	0	0
Jason Stolz ss	2	0	0	2	0	1	1	2	0
Dominic Leone p	0	0	0	0	0	1	3	0	0
Patrick Andrews p	0	0	0	0	0	0	0	0	0
Totals	32	1	5	0	4	10	27	10	0

# 2012 CLEMSON BOXSCORES

## Game 37 • N.C. State 6, Clemson 3

April 15, 2012 • Doug Kingsmore Stadium • Clemson, SC

N.C. State 6 (24-10,11-7 ACC)

Player	ab	r	h	rbi	bb	so	po	a	lob
Trea Turner 3b	3	1	2	0	2	0	0	0	0
Chris Diaz ss	3	2	1	0	1	0	5	3	0
Danny Canino c	3	1	2	2	2	0	4	1	0
Ryan Mathews rf	4	1	3	0	1	1	0	2	
Tarran Senay lf	5	0	0	0	0	2	0	4	
Andrew Glencin 1b	2	0	1	0	0	0	5	1	0
Carlos Rodon ph	0	0	0	0	1	0	0	0	0
Grant Clyde pr/1b	2	0	0	0	0	1	3	0	0
Brett Austin dh	3	0	0	1	1	1	0	0	0
Jake Fincher cf	3	0	0	0	0	2	3	0	3
Matt Bergquist 2b	2	1	1	0	2	0	3	4	1
Logan Jernigan p	0	0	0	0	0	0	1	0	0
D.J. Thomas p	0	0	0	0	0	0	0	0	0
Vance Williams p	0	0	0	0	0	0	0	0	0
Totals	30	6	8	6	9	5	27	9	10

Clemson 3 (20-17,9-9 ACC)

Player	ab	r	h	rbi	bb	so	po	a	lob
Steve Wilkerson 2b	5	2	1	0	0	1	1	6	0
Thomas Brittle cf	5	0	2	1	0	0	3	0	0
Richie Shaffer 3b	4	0	2	0	1	2	1	2	1
Phil Pohl c	3	0	0	1	1	0	7	0	2
Jay Baum lf	4	1	0	0	0	0	2	0	3
Joe Costigan dh	3	0	0	0	0	0	0	0	0
Jon McGibson 1b	4	0	1	0	0	0	11	0	1
Tyler Slaton rf	2	0	1	1	0	0	1	1	0
Spencer Kieboom ph	1	0	0	0	0	1	0	0	0
Brad Felder rf	0	0	0	0	0	0	0	0	0
Jason Stolz ss	4	0	0	0	0	1	1	3	2
Kevin Pohl p	0	0	0	0	0	0	0	0	0
Jonathan Meyer p	0	0	0	0	0	0	0	1	0
Joseph Moorefield p	0	0	0	0	0	0	0	0	0
David Haselden p	0	0	0	0	0	0	0	1	0
Kyle Bailey p	0	0	0	0	0	0	0	0	0
Mike Kent p	0	0	0	0	0	0	0	0	0
Totals	35	3	7	3	2	5	27	14	9

Score by Innings	1	2	3	4	5	6	7	8	9	R	H	E
N.C. State	1	0	1	0	4	0	0	0	0	6	8	1
Clemson	0	0	1	1	0	0	1	0	0	3	7	2

E - CIENCIN(2); WILKERSON(13); HASELDEN(2). DP - Clemson 1. LOB - N.C. State 10; Clemson 9. 2B - CANELA 2(13); MATHEWS(10). 3B - BRITTLE(4). HBP - COSTIGAN; SLATON. SH - DIAZ(6); MATHEWS(3); FINCHER(2). SF - AUSTIN(7). SB - TURNER 2(38); DIAZ(4); BRITTLE(7); BAUM(3).

N.C. State	ip	h	r	er	bb	so	ab	bf
Logan Jernigan	5.0	3	2	1	2	3	19	23
D.J. Thomas	2.2	3	1	1	0	0	11	11
Vance Williams	1.1	1	0	0	0	2	5	5

Clemson	ip	h	r	er	bb	so	ab	bf
Kevin Pohl	4.1	6	6	5	4	0	16	22
Jonathan Meyer	1.1	2	0	0	2	2	5	9
Joseph Moorefield	0.1	0	0	0	0	0	1	1
David Haselden	1.1	0	0	0	2	1	4	6
Kyle Bailey	0.0	0	0	0	1	0	0	1
Mike Kent	1.2	0	0	0	0	2	4	4

Win - JERNIGAN (4-1). Loss - POHLE (4-2). Save - V. WILLIAMS (1). WP - THOMAS(1); HASELDEN(5). HBP - by JERNIGAN (COSTIGAN); by JERNIGAN (SLATON).

Umpires - HP: Joe Marion 1B: Scott Graham 3B: David Prichett  
Start: 1:03 PM Time: 2:59 Attendance: 4605  
BAILEY faced 1 batter in the 8th.

## Game 38 • Clemson 3, Charleston Southern 2

April 17, 2012 • Doug Kingsmore Stadium • Clemson, SC

Charleston Southern 2 (14-25)

Player	ab	r	h	rbi	bb	so	po	a	lob
Bobby Ison cf	5	0	2	0	0	0	5	0	2
John Faircloth 3b	5	1	2	0	0	1	1	2	2
Alex Tomasovich ss	4	1	0	0	1	2	0	2	2
Chase Shelton rf	4	0	2	1	0	0	3	0	1
Walt Quattlebaum lf	3	0	0	1	0	2	2	0	0
Robbie Strett 1b	3	0	1	0	1	0	8	1	0
Drew Woodall c	3	0	0	0	0	2	2	1	1
Jaren Sustar ph	1	0	0	0	0	0	0	0	2
Blake Hunt c	0	0	0	0	0	0	0	0	0
Thomas Levander 2b	2	0	2	0	2	0	4	2	0
Harrison Wilkins dh	1	0	0	0	0	0	0	0	0
Kevin Buran p	0	0	0	0	0	0	0	2	0
Denis Buckley p	0	0	0	0	0	0	1	0	0
Austin Weekley p	0	0	0	0	0	0	0	0	0
Totals	31	2	9	2	4	7	26	10	10

Clemson 3 (21-17)

Player	ab	r	h	rbi	bb	so	po	a	lob
Steve Wilkerson 2b	4	0	0	1	0	1	1	2	0
Thomas Brittle cf	5	0	1	1	0	0	2	0	0
Richie Shaffer 3b	4	1	2	1	0	0	2	3	1
Phil Pohl 1b	4	0	1	0	0	0	10	0	1
Jay Baum lf	3	0	2	0	1	0	3	0	0
Mike Dunster dh	3	0	2	0	0	1	0	0	0
Garrett Boulware c	2	0	0	0	0	0	5	1	0
Spencer Kieboom ph/c	2	0	0	0	0	0	2	0	2
Tyler Slaton rf	1	2	0	0	3	0	0	0	1
Jason Stolz ss	3	0	1	0	0	0	1	2	3
Daniel Gossett p	0	0	0	0	0	0	0	3	0
Mike Kent p	0	0	0	0	0	0	0	1	0
Joseph Moorefield p	0	0	0	0	0	0	0	0	0
Jonathan Meyer p	0	0	0	0	0	0	1	0	0
Patrick Andrews p	0	0	0	0	0	0	0	0	0
Totals	31	3	9	3	4	2	27	12	9

Score by Innings	1	2	3	4	5	6	7	8	9	R	H	E
Charleston Southern	0	0	0	0	0	2	0	0	0	2	9	0
Clemson	1	0	1	0	0	0	0	0	1	3	9	0

Note: 2 outs, 1 runner LOB when the game ended.

DP - Clemson 1. LOB - CSU 10; Clemson 9. 2B - SHELTON 2(10); STRETT(6). HR - SHAFFER(8). SH - WILKINS 3(3); DUNSTER(1); STOLZ(4). SF - QUATTLEBAUM(5); WILKERSON(3). SB - ISON 2(6). CS - POHL(2).

Charleston Southern	ip	h	r	er	bb	so	ab	bf
Kevin Buran	5.1	6	2	2	3	1	19	24
Denis Buckley	2.1	2	0	0	0	1	9	9
Austin Weekley	1.0	1	1	1	1	0	3	5

Clemson	ip	h	r	er	bb	so	ab	bf
Daniel Gossett	5.0	4	2	2	2	4	18	21
Mike Kent	1.1	2	0	0	0	1	4	6
Joseph Moorefield	0.0	1	0	0	0	0	1	1
Jonathan Meyer	2.0	1	0	0	2	2	5	8
Patrick Andrews	0.2	1	0	0	0	0	3	3

Win - ANDREWS (1-2). Loss - WEEKLEY (1-5). Save - None.  
WP - BURAN(5).

Umpires - HP: Randy Watkins 1B: Eric Johansen 3B: Jeremy Dupree  
Start: 5:34 PM Time: 2:33 Attendance: 3323  
GOSSETT faced 2 batters in the 6th.  
MOOREFIELD faced 1 batter in the 7th.

## Game 39 • Clemson 5, Maryland 4

April 20, 2012 • Bob Smith Stadium • College Park, MD

Clemson 5 (22-17,10-9 ACC)

Player	ab	r	h	rbi	bb	so	po	a	lob
Steve Wilkerson 2b	5	1	1	0	0	2	2	1	0
Thomas Brittle cf	4	1	1	0	1	0	3	0	0
Richie Shaffer 3b	3	1	1	2	2	0	1	0	0
Phil Pohl dh	5	0	2	2	0	0	0	0	1
Jay Baum lf	4	0	1	0	0	1	2	0	4
Spencer Kieboom c	3	0	0	0	1	0	0	1	
Jon McGibson 1b	4	0	1	0	0	0	3	0	0
Tyler Slaton rf	4	0	0	0	0	3	2	0	0
Jason Stolz ss	4	2	3	0	0	0	1	1	
Kevin Brady p	0	0	0	0	0	2	1	0	
Scott Firth p	0	0	0	0	0	0	1	0	
Totals	36	5	10	4	4	6	27	3	8

Maryland 4 (25-15,7-12 ACC)

Player	ab	r	h	rbi	bb	so	po	a	lob
Alfredo Rodriguez ss	5	1	1	0	0	1	2	1	0
Jordan Hagel rf/cf	5	1	1	1	0	2	2	0	1
Tomo Delp lf/1b	4	0	1	0	1	3	2	0	0
K.J. Hockaday 3b	3	1	1	1	1	0	2	1	0
Kyle Convisar 2b	4	1	2	1	0	0	3	1	2
Ryan Holland dh	4	0	1	1	0	2	0	0	0
Matt Bosse rf	0	0	0	0	0	0	0	0	0
Jake Stinnett 1b	3	0	0	0	0	2	5	1	1
Michael Montville ph/lf	0	0	0	0	1	0	0	0	0
Jack Cleary c	4	0	3	0	0	0	8	0	2
Korey Wacker cf/p	4	0	0	0	0	0	3	2	2
Jimmy Reed p	0	0	0	0	0	0	0	4	0
Charlie Haslup p	0	0	0	0	0	0	0	0	0
Totals	36	4	10	4	3	10	27	10	8

Score by Innings	1	2	3	4	5	6	7	8	9	R	H	E
Clemson	0	0	1	0	2	0	0	0	2	5	10	1
Maryland	0	0	0	0	0	0	0	3	1	4	10	1

E - McGIBBON(5); HOCKADAY(5). DP - Clemson 1. LOB - Clemson 8; Maryland 8. 2B - WILKERSON(9); BRITTLE(5); POHL(7); McGIBBON(4); HOLLAND(2). 3B - SHAFFER(2). HR - HAGEL(3). CS - STOLZ(4).

Clemson	ip	h	r	er	bb	so	ab	bf
Kevin Brady	7.0	5	0	0	2	8	25	27
Scott Firth	2.0	5	4	4	1	2	11	12

Maryland	ip	h	r	er	bb	so	ab	bf
Jimmy Reed	8.1	8	3	2	3	5	32	35
Charlie Haslup	0.0	1	1	1	0	0	1	1
Korey Wacker	0.2	1	1	1	1	1	3	4

Win - FIRTH (4-0). Loss - HASLUP (3-4). Save - None.  
WP - FIRTH(5).

Umpires - HP: John Haggerty 1B: Brian Kennedy 3B: Bryant Woodall  
Start: 6:04 PM Time: 2:46 Attendance: 878  
HASLUP faced 1 batter in the 9th.

## Game 40 • Clemson 5, Maryland 3

April 21, 2012 (Game 1) • Bob Smith Stadium • College Park, MD

Clemson 5 (23-17,11-9 ACC)

Player	ab	r	h	rbi	bb	so	po	a	lob
Steve Wilkerson 2b	5	0	1	0	0	2	1	3	1
Thomas Brittle cf	4	2	2	0	1	1	3	0	2
Richie Shaffer 3b	4	1	1	0	2	0	2	0	0
Phil Pohl dh	4	1	3	2	0	0	0	0	0
Jay Baum lf	3	0	0	0	0	0	2	0	0
Jon McGibson 1b	4	0	2	1	0	0	13	0	0
Spencer Kieboom c	4	1	1	0	0	0	5	0	2
Brad Felder rf	4	0	1	0	0	1	2	0	0
Tyler Slaton rf	0	0	0	0	0	0	0	0	0
Jason Stolz ss	4	0	1	1	0	2	1	3	0
Dominic Leone p	0	0	0	0	0	0	0	3	0
Mike Kent p	0	0	0	0	0	0	0	0	0
Totals	36	5	12	4	1	8	27	11	6

Maryland 3 (25-16,7-13 ACC)

Player	ab	r	h	rbi	bb	so	po	a	lob
Alfredo Rodriguez ss	3	0	2	1	2	0	1	4	0
Jordan Hagel f	4	0	0	0	2	0	0	0	3
Tommy Delp 1b	5	1	2	1	0	0	11	1	2
K.J. Hockaday 3b	5	0	0	0	0	1	3	2	
Kyle Convisser 2b	4	1	1	0	1	1	0	0	
Ryan Holland dh	4	0	1	0	0	0	0	0	
Michael Montville lf	3	1	0	0	1	2	2	0	
Jack Cleary c	4	0	4	0	0	0	7	1	
Korey Wacker cf	3	0	1	1	0	0	2	0	
Brett Harman p	0	0	0	0	0	0	0	1	
Michael Boyden p	0	0	0	0	0	0	2	2	
Totals	35	3	11	3	3	5	27	12	10



# 2012 CLEMSON BOXSCORES

## Game 41 • Clemson 7, Maryland 2

April 21, 2012 (Game 2) • Bob Smith Stadium • College Park, MD

### Clemson 7 (24-17,12-9 ACC)

Player	ab	r	h	rbi	bb	so	po	a	lob
Steve Wilkerson 2b	5	1	2	1	0	0	1	4	0
Thomas Brittle cf	5	0	2	2	0	0	2	0	1
Richie Shaffer 3b	5	0	1	0	0	1	0	6	2
Phil Pohl dh	3	2	1	1	0	1	0	0	0
Jay Baum lf	4	0	0	0	0	4	0	0	0
Jon McGibbon 1b	4	0	2	0	0	0	12	1	0
Spencer Kieboom c	3	1	1	1	0	0	3	0	0
Brad Felder rf	3	1	1	0	1	1	3	0	0
Tyler Slaton rf	0	0	0	0	0	0	0	0	0
Jason Stolz ss	3	2	2	2	0	0	1	2	
Kevin Pohl p	0	0	0	0	0	0	0	0	0
Jonathan Meyer p	0	0	0	0	0	0	1	1	0
Totals	35	7	12	7	1	3	27	13	5

Score by Innings	1	2	3	4	5	6	7	8	9	R	H	E
Clemson	0	1	0	0	1	0	3	1	1	7	12	0
Maryland	2	0	0	0	0	0	0	0	0	2	6	0

DP - Clemson 1; Maryland 1. LOB - Clemson 5; Maryland 5. 2B - MCGIBBON(5); FELDER(4); STOLZ(8); HOCKADAY(7); HAGEL(12). 3B - BRITTLE(5). HR - POHL(6); STOLZ(3). HBP - POHL. SF - S. KIEBOOM(4); STOLZ(1). CS - SHAFFER(1).

Clemson	ip	h	r	er	bb	so	ab	bf
Kevin Pohl	2.0	2	2	2	2	1	8	10
Jonathan Meyer	7.0	4	0	0	0	2	24	24

### Maryland 2 (25-17,7-14 ACC)

Player	ab	r	h	rbi	bb	so	po	a	lob
Alfredo Rodriguez ss	3	1	0	0	1	0	0	3	1
Kyle Convisar 2b	4	0	0	0	0	1	3	1	0
Tomo Delp 1b	3	1	0	0	1	0	7	1	1
K.J. Hockaday 3b	4	0	1	1	0	0	0	1	0
Ryan Holland dh	4	0	0	1	0	1	0	0	0
Jack Cleary c	4	0	2	0	0	0	0	4	1
Jordan Hagel rf	4	0	2	0	0	0	5	0	1
Michael Montville lf	3	0	0	0	0	1	0	0	1
Korey Wacker cf	3	0	1	0	0	0	7	0	0
David Carroll p	0	0	0	0	0	0	0	0	0
Charlie Haslup p	0	0	0	0	0	0	0	0	0
Sander Beck p	0	0	0	0	0	0	1	1	0
Totals	32	2	6	2	2	3	27	8	5

Maryland	ip	h	r	er	bb	so	ab	bf
David Carroll	6.2	8	5	5	1	3	25	29
Charlie Haslup	0.2	2	1	1	0	0	4	4
Sander Beck	1.2	2	1	1	0	0	6	6

Win - MEYER (2-2). Loss - CARROLL (3-2). Save - None.  
HBP - by CARROLL (POHL).

Umpires - HP: Bryant Woodall 1B: John Haggerty 3B: Brian Kennedy  
Start: 2:24 PM Time: 2:22 Attendance: 1148

## Game 42 • Coastal Carolina 10, Clemson 7

April 24, 2012 • Doug Kingsmore Stadium • Clemson, SC

### Coastal Carolina 10 (27-13)

Player	ab	r	h	rbi	bb	so	po	a	lob
Jacob May cf	5	2	1	0	0	0	1	0	0
Ted Blackman lf	5	2	2	0	2	1	0	2	
Adam Eggnatz lf	0	0	0	0	0	1	0	0	0
Daniel Bowman rf	4	4	3	0	0	1	0	0	
Alex Buccilli dh	4	0	1	1	1	0	0	0	
Rich Witten 3b/1b	4	2	2	3	1	1	1	3	1
Tucker Frawley c	5	0	3	3	0	0	6	1	0
Sloan Gilliam 1b	4	0	2	1	1	1	9	0	0
Chris Suseck 3b	0	0	0	0	0	0	1	0	0
Justin Creel 2b	3	0	1	1	1	1	3	3	0
Brian Pruett ss	5	0	0	0	0	4	2	4	7
Javier Reynoso p	0	0	0	0	0	0	0	1	0
Aaron Burke p	0	0	0	0	0	0	1	1	0
Austin Kerr p	0	0	0	0	0	0	0	0	0
Ryan Connolly p	0	0	0	0	0	0	0	0	0
Ben Smith p	0	0	0	0	0	0	0	0	0
Totals	39	10	15	9	5	10	27	13	11

Score by Innings	1	2	3	4	5	6	7	8	9	R	H	E
Coastal Carolina	1	0	0	2	2	0	1	4	0	10	15	5
Clemson	0	0	2	0	0	5	0	0	0	7	9	1

E - FRAWLEY 2(2); GILLIAM(3); CREEL 2(6); BRITTLE(2). DP - C. Carolina 1. LOB - C. Carolina 11; Clemson 9. 2B - MAY(3); BOWMAN(9); WITTEN(10); POHL(9). HBP - MAY; BOWMAN. SH - BLACKMAN(5); WILKERSON(1). SF - CREEL(1). SB - BOWMAN 2(9). CS - POHL(3).

Coastal Carolina	ip	h	r	er	bb	so	ab	bf
Javier Reynoso	5.0	4	5	2	3	1	20	24
Aaron Burke	2.2	4	2	1	2	0	11	13
Austin Kerr	0.1	0	0	0	0	1	1	5
Ryan Connolly	0.0	1	0	0	1	0	1	2
Ben Smith	1.0	0	0	0	0	2	3	3

### Clemson 7 (24-18)

Player	ab	r	h	rbi	bb	so	po	a	lob
Steve Wilkerson 2b	3	0	2	1	1	0	0	0	0
Thomas Brittle cf	5	0	1	2	0	0	4	1	1
Richie Shaffer 3b	3	0	0	0	2	0	1	3	2
Phil Pohl dh	5	1	3	1	0	0	0	0	0
Jon McGibbon 1b	5	1	1	0	0	2	8	2	2
Jay Baum rf/lf	5	0	1	1	0	0	0	0	0
Spencer Kieboom c	5	1	1	0	1	1	10	0	4
Garrett Boulware lf	1	1	0	0	1	0	2	0	0
Mike Dunster ph	0	0	0	0	1	0	0	0	0
Tyler Slaton pr/rf	1	1	0	0	0	0	1	0	0
Jason Stolz ss	3	2	0	0	1	0	5	0	
Daniel Gossett p	0	0	0	0	0	0	1	0	0
Matt Campbell p	0	0	0	0	0	0	0	0	0
David Haselden p	0	0	0	0	0	0	0	0	0
Patrick Andrews p	0	0	0	0	0	0	0	0	0
Scott Firth p	0	0	0	0	0	0	0	0	0
Joseph Moorefield p	0	0	0	0	0	0	0	0	0
Totals	36	7	9	6	6	3	27	11	9

Score by Innings	1	2	3	4	5	6	7	8	9	R	H	E
Coastal Carolina	1	0	0	2	2	0	1	4	0	10	15	5
Clemson	0	0	2	0	0	5	0	0	0	7	9	1

E - FRAWLEY 2(2); GILLIAM(3); CREEL 2(6); BRITTLE(2). DP - C. Carolina 1. LOB - C. Carolina 11; Clemson 9. 2B - MAY(3); BOWMAN(9); WITTEN(10); POHL(9). HBP - MAY; BOWMAN. SH - BLACKMAN(5); WILKERSON(1). SF - CREEL(1). SB - BOWMAN 2(9). CS - POHL(3).

Clemson	ip	h	r	er	bb	so	ab	bf
Daniel Gossett	4.0	5	4	4	2	3	16	19
Matt Campbell	2.0	3	1	1	2	3	7	10
David Haselden	0.0	3	1	1	0	0	3	3
Patrick Andrews	1.1	2	4	4	1	2	6	9
Scott Firth	0.2	2	0	0	0	1	4	4
Joseph Moorefield	1.0	0	0	0	0	1	3	3

Win - BURKE (5-3). Loss - ANDREWS (1-3). Save - SMITH (1).  
WP - REYNOSO(6). HBP - by ANDREWS (MAY); by ANDREWS (BOWMAN).

Umpires - HP: Kevin Elzey 1B: Danny Everett 3B: Darion Padgett  
Start: 6:37 PM Time: 3:33 Attendance: 3397

Game notes:

The first run allowed by Burke in the sixth inning was team unearned.

GOSSETT faced 1 batter in the 5th.

REYNOSO faced 3 batters in the 6th.

HASELDER faced 3 batters in the 7th.

CONNOLLY faced 2 batters in the 9th.

## Game 43 • Georgia Tech 6, Clemson 5 (13 Innings)

April 27, 2012 • Russ Chandler Stadium • Atlanta, GA

### Clemson 5 (24-19,12-10 ACC)

Player	ab	r	h	rbi	bb	so	po	a	lob
Steve Wilkerson 2b	6	0	1	0	0	0	0	4	0
Thomas Brittle cf	5	1	1	1	1	3	0	2	
Richie Shaffer 3b	6	0	1	0	0	3	0	0	0
Phil Pohl dh	6	0	0	0	0	3	0	0	3
Jay Baum lf	6	1	1	0	0	1	3	0	0
Jon McGibbon 1b	5	1	1	0	0	1	12	2	0
Spencer Kieboom c	5	1	2	0	0	0	10	0	0
Brad Felder rf	2	1	1	4	1	0	3	0	0
Jason Stolz ss	3	0	1	0	0	1	4	5	1
Kevin Brady p	0	0	0	0	0	0	1	0	0
Matt Campbell p	0	0	0	0	0	0	0	0	0
Scott Firth p	0	0	0	0	0	0	0	0	0
Jonathan Meyer p	0	0	0	0	0	0	0	3	0
Totals	44	5	9	5	2	10	36	14	6

Score by Innings	1	2	3	4	5	6	7	8	9	10	11	12	13	R	H	E
Clemson	1	1	0	0	0	0	0	0	3	0	0	0	0	5	9	0
Georgia Tech	0	0	1	0	0	1	0	0	3	0	0	0	1	6	9	1

E - EVANS(1). DP - Clemson 2; Georgia Tech 1. LOB - Clemson 6; Georgia Tech 9. 2B - PALKKA(10). HR - BRITTLE(2); FELDER(5); PALKKA(10); HYDE 2(5). HBP - SMITH. SH - STOLZ 2(6). SF - FELDER(2); HYDE(4). SB - HYDE(7). Reached on CI - FELDER.

Clemson	ip	h	r	er	bb	so	ab	bf
Kevin Brady	5.2	4	2	2	1	3	19	20
Matt Campbell	2.1	0	1	1	2	4	7	10
Scott Firth	0.0	2	2	2	2	0	2	4
Jonathan Meyer	4.0	3	1	1	2	3	14	17

### Georgia Tech 6 (26-17,10-12 ACC)

Player	ab	r	h	rbi	bb	so	po	a	lob
Kyle Wren cf	4	0	0	0	2	0	3	0	0
Sam Dove 3b	6	0	1	0	0	0	0	3	5
Brandon Thomas lf/rf	4	1	1	0	2	2	3	0	0
Jake Davies 1b	2	0	0	0	2	0	11	1	1
DeAndre Smelter pr	0	1	0	0	0	0	0	0	0
Dan Spingola rf	0	0	0	0	0	0	0	0	0
Evan Martin ph/lf	2	0	0	0	0	1	1	0	0
Zane Evans c	6	1	1	0	0	3	9	1	0
Daniel Palka rf/1b	6	1	3	3	0	1	6	1	1
Thomas Smith 2b	3	0	0	0	1	1	4	3	0
Paul Kronenfeld dh	5	0	0	0	0	1	0	0	2
Mott Hyde ss	4	2	3	3	0	1	1	5	0
Buck Farmer p	0	0	0	0	0	0	0	3	0
Alex Cruz p	0	0	0	0	0	0	1	0	0
Jarrett Didrick p	0	0	0	0	0	0	0	0	0
Totals	42	6	9	6	7	10	39	17	9

Georgia Tech	ip	h	r	er	bb	so	ab	bf
Buck Farmer	8.1	9	5	5	1	7	31	35
Alex Cruz	3.2	0	0	0	1	3	10	12
Jarrett Didrick	1.0	0	0	0	0	0	3	3

Win - DIDRICK (1-0). Loss - MEYER (2-3). Save - None.  
WP - FARMER(3). HBP - by CAMPBELL (SMITH). BK - BRADY(2). CI - EVANS.

Umpires - HP: Frank Sylvester 1B: Bruce Ravan 3B: Jack Cox  
Start: 7:06 PM Time: 3:40 Attendance: 1627

CAMPBELL faced 1 batter in the 9th.

FIRTH faced 4 batters in the 9th.

## Game 44 • Clemson 13, Georgia Tech 7

April 28, 2012 • Russ Chandler Stadium • Atlanta, GA

### Clemson 13 (25-19,13-10 ACC)

Player	ab	r	h	rbi	bb	so	po	a	lob
Steve Wilkerson 2b	4	1	1	1	1	0	3	4	0
Thomas Brittle cf	6	0	2	2	0	2	6	0	0
Richie Shaffer 3b	5	0	0	0	1	2	1	1	5
Phil Pohl dh	5	3	3	3	0	2	0	0	0
Jay Baum lf	5	1	1	0	0	1	5	1	2
Jon McGibbon 1b	4	2	2	0	1	1	5	0	0
Spencer Kleeboom c	5	2	3	5	0	0	0	1	1
Brad Felder rf	4	3	3	0	1	0	3	0	0
Tyler Stalof rf	0	0	0	0	0	0	2	0	0
Jason Stolz ss	4	1	2	2	1	1	1	0	0
Dominic Leone p	0	0	0	0	0	0	0	0	0
Mike Kent p	0	0	0	0	0	0	0	0	0
Totals	42	13	17	13	5	9	27	7	9

# 2012 CLEMSON BOXSCORES

## Game 45 • Clemson 11, Georgia Tech 8

April 29, 2012 • Russ Chandler Stadium • Atlanta, GA

### Clemson 11 (26-19,14-10 ACC)

Player	ab	r	h	rbi	bb	so	po	a	lob
Steve Wilkerson 2b	6	1	3	2	0	1	0	2	2
Thomas Brittle cf	6	1	1	0	0	1	1	0	0
Richie Shaffer 3b	5	1	1	0	1	1	0	3	3
Phil Pohl dh	4	1	1	0	2	1	0	0	0
Jay Baum lf	4	2	2	2	0	3	0	0	0
Jon McGibbon 1b	6	1	2	2	0	1	9	2	4
Spencer Kieboom c	5	1	5	2	0	0	7	1	0
Brad Felder rf	5	2	2	1	0	1	2	0	2
Tyler Slaton rf	0	0	0	0	0	0	1	0	0
Jason Stolz ss	4	1	1	1	0	0	3	4	2
Kevin Pohl p	0	0	0	0	0	0	1	0	0
Daniel Gossett p	0	0	0	0	0	0	0	0	0
Totals	45	11	18	10	5	6	27	12	13

Score by Innings	1	2	3	4	5	6	7	8	9	R	H	E
Clemson	1	1	0	5	0	0	2	2	0	11	18	2
Georgia Tech	0	0	0	4	0	2	0	0	2	8	9	1

E - WILKERSON(14); SHAFFER(8); DOVE(12). DP - Clemson 1. LOB - Clemson 13; Georgia Tech 8. 2B - BRITTLE(6); K. WREN(5); THOMAS(13); PALK(12). HR - STOLZ(4); DAVIES 2(7). SH - STOLZ(7). SB - HYDE(8).

Clemson	ip	h	r	er	bb	so	ab	bf
Kevin Pohl	3.2	6	4	3	3	1	17	20
Daniel Gossett	5.1	3	4	4	3	7	20	23

Win - GOSSETT (4-2). Loss - PITTS (4-4). Save - None.  
WP - POHLE(1); GOSSETT(7); DAVIES(1). PB - LYNCH(5).

Umpires - HP: Jack Cox 1B: Frank Sylvester 3B: Bruce Ravan  
Start: 1:01 PM Time: 3:14 Attendance: 3626

### Georgia Tech 8 (26-19,10-14 ACC)

Player	ab	r	h	rbi	bb	so	po	a	lob
Kyle Wren cf	4	0	1	1	1	0	2	0	0
Sam Dove 3b	3	0	1	0	2	1	2	3	0
Brandon Thomas lf	5	2	2	1	0	1	0	0	3
Jake Davies 1b/p	4	2	2	4	1	0	4	0	2
Daniel Palka rf/1b	5	1	1	0	0	2	6	0	2
Zane Evans dh/p	5	1	2	0	0	2	2	1	0
Mott Hyde ss	4	1	0	1	1	1	3	4	1
Thomas Smith 2b	3	1	0	0	1	0	5	3	0
Connor Lynch c	3	0	0	1	0	1	3	0	0
Dan Spingola rf	1	0	0	0	0	0	0	0	0
Cole Pitts p	0	0	0	0	0	0	0	0	0
Clay Dalton p	0	0	0	0	0	0	0	0	0
Totals	37	8	9	8	6	8	27	11	8

Georgia Tech	ip	h	r	er	bb	so	ab	bf
Cole Pitts	3.1	7	6	5	4	2	18	22
Zane Evans	0.2	2	1	1	1	1	4	5
Clay Dalton	2.1	2	2	2	0	0	8	9
Jake Davies	2.2	7	2	2	0	3	15	15

## Game 46 • Clemson 4, College of Charleston 3 (11 Innings)

May 5, 2012 • Doug Kingsmore Stadium • Clemson, SC

### Coll. of Charleston 3 (31-14)

Player	ab	r	h	rbi	bb	so	po	a	lob
Marty Ganitt cf	5	1	1	1	0	2	3	0	1
Tyler Jackson dh	5	0	0	0	0	1	0	0	0
Brandon Murray lf	5	1	1	0	0	1	1	0	0
Daniel Aldrich rf	4	1	3	1	0	1	1	0	0
Rob Harding 1b/3b	2	0	1	0	1	0	11	1	1
Bradley Goodson ss	5	0	2	1	0	2	1	5	2
Brandon Glazer 3b	3	0	1	0	1	1	0	0	0
Devon Reed pr	0	0	0	0	0	0	0	0	0
Cody Martin 1b	1	0	0	0	0	1	4	0	1
Gunnar Heidt 2b	4	0	0	0	0	2	1	8	1
Jimmy Holton c	2	0	0	0	0	0	3	1	0
Dre Watts ph	1	0	0	0	0	1	0	0	0
Ryan Welke c	1	0	0	0	0	1	6	0	0
Christian Powell p	0	0	0	0	0	0	1	0	0
Kyle Owings p	0	0	0	0	0	0	0	0	0
David Peterson p	0	0	0	0	0	0	0	0	0
Totals	38	3	9	3	2	13	32	15	7

Score by Innings	1	2	3	4	5	6	7	8	9	10	11	R	H	E
Coll. of Charleston	0	1	0	0	0	1	0	0	0	0	1	3	9	1
Clemson	2	0	0	0	0	0	0	0	0	0	2	4	4	0

Note: 2 outs, 2 runners LOB when the game ended.

E - MURRAY(2). DP - Clemson 1. LOB - Charleston 7; Clemson 12. 2B - ALDRICH 3(11); GOODSON(14); GLAZER(2). HR - GANTTT(8). HBP - ALDRICH; HARDING; SHAFFER; POHL 2; BAUM; S. KIEBOOM. SH - HARDING(9). SB - BAUM(4); FELDER 2(8). CS - REED(1).

Coll. of Charleston	ip	h	r	er	bb	so	ab	bf
Christian Powell	7.0	2	2	2	4	5	23	31
Kyle Owings	3.0	0	0	0	1	4	9	11
David Peterson	0.2	2	2	2	2	1	4	6

### Clemson 4 (27-19)

Player	ab	r	h	rbi	bb	so	po	a	lob
Steve Wilkerson 2b	5	1	1	0	1	1	1	2	4
Thomas Brittle cf	5	1	1	1	1	1	3	1	0
Richie Shaffer 3b	3	1	0	0	2	1	2	1	2
Phil Pohl dh	3	0	0	0	0	0	0	0	1
Jay Baum lf	3	0	0	0	1	0	0	0	1
Tyler Slaton pr/lf	0	0	0	0	0	0	0	0	0
Jon McGibbon 1b	5	0	1	2	0	1	12	0	1
Spencer Kieboom c	4	0	0	0	0	1	12	3	2
Brad Felder rf	3	1	1	0	2	1	1	0	1
Jason Stolz ss	4	0	0	0	0	4	1	3	1
Joe Costigan ph	1	0	0	0	0	0	0	0	0
Dominic Leone p	0	0	0	0	0	0	1	0	0
Mike Kent p	0	0	0	0	0	0	0	0	0
Joseph Moorefield p	0	0	0	0	0	0	0	0	0
Daniel Gossett p	0	0	0	0	0	0	1	0	0
Totals	36	4	4	3	7	10	33	14	12

Score by Innings	1	2	3	4	5	6	7	8	9	10	11	R	H	E
Coll. of Charleston	0	1	0	0	0	1	0	0	0	0	1	3	9	1
Clemson	2	0	0	0	0	0	0	0	0	0	2	4	4	0

Win - GOSSETT (5-2). Loss - PETERSON (1-2). Save - None.

WP - PETERSON(3); LEONE(4). HBP - by POWELL (POHL); by LEONE (HARDING); by POWELL (POHL); by LEONE (ALDRICH); by POWELL (S. KIEBOOM); by POWELL (SHAFFER); by OWINGS (BAUM). BK - OWINGS(2).

Umpires - HP: Jason Bradley 1B: Danny Everett 3B: Eric Johansen  
Start: 6:33 PM Time: 3:19 Attendance: 5030

## Game 47 • Clemson 12, College of Charleston 3

May 6, 2012 • Doug Kingsmore Stadium • Clemson, SC

### Coll. of Charleston 3 (31-15)

Player	ab	r	h	rbi	bb	so	po	a	lob
Marty Ganitt cf	2	1	1	0	2	0	2	0	0
Bradley Goodson ss	4	1	1	0	0	0	2	2	0
Brandon Murray lf	4	1	1	3	0	1	3	0	3
Daniel Aldrich rf	4	0	0	0	1	4	0	0	0
Rob Harding 1b/3b	4	0	1	0	0	5	0	0	0
Brandon Glazer 3b	3	0	1	0	0	1	0	1	0
Cody Martin ph/1b	1	0	0	0	0	1	0	0	0
Tyler Jackson dh	4	0	1	0	0	0	0	1	0
Gunnar Heidt 2b	3	0	0	0	0	1	4	1	2
Devon Reed ph	1	0	0	0	0	0	0	0	0
Jimmy Holton c	3	0	2	0	0	1	3	0	0
Ryan Welke c	1	0	0	0	0	0	0	0	0
Josh Renfro p	0	0	0	0	0	0	2	0	0
Nick Osterman p	0	0	0	0	0	0	1	0	0
Drew Freie p	0	0	0	0	0	0	0	0	0
Dre Watts p	0	0	0	0	0	0	0	0	0
Totals	34	3	8	3	2	5	24	7	6

Score by Innings	1	2	3	4	5	6	7	8	9	R	H	E
Coll. of Charleston	0	0	0	0	0	0	0	3	0	3	8	2
Clemson	0	1	0	1	2	0	8	0	X	12	13	0

E - GOODSON(14); MURRAY(3). DP - Charleston 1; Clemson 1. LOB - Charleston 6; Clemson 5. 2B - HARDING(7); JACKSON(6); SHAFFER(15); S. KIEBOOM(6). 3B - WILKERSON(3); BRITTLE(7). HR - MURRAY(11). SH - BAUM(4); MCGIBBON(4).

Coll. of Charleston	ip	h	r	er	bb	so	ab	bf
Josh Renfro	4.0	6	4	3	3	2	17	21
Nick Osterman	2.1	5	6	6	2	0	10	13
Drew Freie	0.2	2	2	1	0	1	4	4
Dre Watts	1.0	0	0	0	0	0	3	3

Win - POHLE (5-2). Loss - RENFRO (5-5). Save - None.  
WP - RENFRO(5); FREIE(1); POHLE(2).

Umpires - HP: Rick Brown 1B: James Thomas 3B: David Savage  
Start: 6:34 PM Time: 2:52 Attendance: 4382  
RENFRO faced 3 batters in the 5th.  
ANDREWS faced 3 batters in the 8th.

### Clemson 12 (28-19)

Player	ab	r	h	rbi	bb	so	po	a	lob
Steve Wilkerson 2b	4	2	1	0	1	1	1	1	4
Thomas Brittle cf	5	2	3	2	0	0	1	0	0
Richie Shaffer 3b	5	1	3	1	0	0	1	0	0
Phil Pohl dh	4	1	1	0	0	1	0	0	1
Mike Dunster ph/dh	1	0	0	0	0	0	0	0	0
Jay Baum lf	1	2	0	0	2	0	1	0	0
Tyler Slaton ph/lf	1	0	0	0	0	0	1	0	0
Jon McGibbon 1b	2	1	1	0	1	0	14	1	0
Spencer Kieboom c	4	1	1	2	0	0	4	1	0
Garrett Boulware c	0	0	0	0	0	0	0	1	0
Brad Felder rf	3	1	2	2	1	1	1	0	0
Dominic Attanasio rf	0	0	0	0	0	0	0	0	0
Jason Stolz ss	4	1	1	1	0	0	2	4	4
Kevin Pohl p	0	0	0	0	0	0	0	1	0
Patrick Andrews p	0	0	0	0	0	0	0	0	0
Clay Bates p	0	0	0	0	0	0	1	0	0
Totals	34	12	13	8	5	3	27	12	5

Clemson	ip	h	r	er	bb	so	ab	bf
Kevin Pohl	7.0	6	0	0	1	5	26	27
Patrick Andrews	0.0	2	3	3	1	0	2	3
Clay Bates	2.0	0	0	0	0	0	6	6

## Game 48 • College of Charleston 4, Clemson 2

May 7, 2012 • Doug Kingsmore Stadium • Clemson, SC

### Coll. of Charleston 4 (32-15)

Player	ab	r	h	rbi	bb	so	po	a	lob
Marty Ganitt cf	3	0	0	0	1	1	1	0	0
Bradley Goodson ss	5	2	2	0	0	3	4	0	0
Brandon Murray lf	4	0	0	0	0	3	0	2	0
Daniel Aldrich rf	3	1	2	1	1	1	0	0	0
Rob Harding 1b/3b	4	0	2	1	0	0	7	2	1
Brandon Glazer 3b	3	1	1	0	0	2	0	2	0
Cody Martin 1b	0	0	0	0	1	0	4	0	0
Tyler Jackson dh	4	0	0	0	0	0	0	2	0
Jimmy Holton c	4	0	0	0	0	5	1	2	0
Gunnar Heidt 2b	4	0	1	0	0	3	4	0	0
Matt Pegler p	0	0	0	0	0	0	1	0	0
Kyle Owings p	0	0	0	0	0	0	0	0	0
Totals	34	4	8	2	3	4	27	14	7

# 2012 CLEMSON BOXSCORES

## Game 49 • Clemson 9, Tennessee Tech 8 (10 Innings)

May 8, 2012 • Doug Kingsmore Stadium • Clemson, SC

### Tennessee Tech 8 (19-28)

Player	ab	r	h	rbi	bb	so	po	a	lob
Austin Wulf cf	6	0	1	0	0	1	5	0	5
James Abraham lf	5	1	2	0	0	1	3	0	0
Michael Morris 3b	5	0	1	0	0	3	0	2	3
Zach Stephens 1b	5	2	1	1	0	0	8	0	1
Ben Burgess c	6	2	4	0	0	1	6	0	2
David Hess pr	0	0	0	0	0	0	0	0	0
Jordan Hopkins c	0	0	0	0	0	0	0	0	0
Dylan Bosheers 2b	5	2	1	1	0	1	0	2	0
Zephaniah Guyer rf	5	1	4	4	0	1	2	0	1
Tevis Sherfield dh	5	0	1	1	0	1	0	0	0
Chad Hayes ss	4	0	2	1	1	0	4	1	2
Nick Price p	0	0	0	0	0	0	0	0	0
Seth Lucio p	0	0	0	0	0	0	0	0	0
Cullen Park p	0	0	0	0	0	0	0	0	0
Jacob McWhirter p	0	0	0	0	0	0	0	0	0
Totals	46	8	17	8	1	9	28	5	14

### Clemson 9 (29-20)

Player	ab	r	h	rbi	bb	so	po	a	lob
Steve Wilkerson 2b	5	2	3	1	1	0	4	3	1
Thomas Brittle cf	5	0	1	1	1	1	4	0	2
Richie Shaffer 3b	6	2	3	2	0	1	0	3	1
Phil Pohl dh	5	0	1	0	0	0	9	0	2
Jay Baum lf/ss	4	1	1	0	0	0	1	0	0
Jon McGibbon 1b	4	1	2	1	1	0	7	0	1
Mike Dunster dh	5	0	0	0	0	1	0	0	4
Tyler Slaton rf	1	2	0	0	2	0	1	0	0
Brad Felder ph/rf	2	0	0	0	0	1	2	0	0
Jason Stolz ss	3	0	1	0	0	1	1	5	0
Joe Costigan ph/lf	2	1	2	2	0	0	1	0	0
Dominic Attanasio pr/lf	0	0	0	0	0	0	0	0	0
Mike Kent p	0	0	0	0	0	0	0	0	0
Clay Bates p	0	0	0	0	0	0	0	1	0
Joseph Moorefield p	0	0	0	0	0	0	0	0	0
David Haselden p	0	0	0	0	0	0	0	0	0
Totals	42	9	14	7	5	5	30	12	11

Score by Innings	1	2	3	4	5	6	7	8	9	10	R	H	E
Tennessee Tech	5	0	2	1	0	0	0	0	0	0	8	17	2
Clemson	2	0	0	1	0	1	4	0	0	1	9	14	1

Note: 1 out, 0 runners LOB when the game ended.

E - WULF 2(2); WILKERSON(16). DP - Clemson 1. LOB - Tenn. Tech 14; Clemson 11. 2B - COSTIGAN(2). HR - STEPHENS(17); GUYEAR(4); SHAFER(9). HBP - ABRAHAM; STEPHENS; BOSHEERS; BAUM. SH - MORRIS(1); GUYEAR(7). SB - SHERFIELD(2); HAYES(2); WILKERSON(6).

Tennessee Tech	ip	h	r	er	bb	so	ab	bf
Nick Price	5.0	7	4	3	4	1	22	26
Seth Lucio	1.2	5	4	4	0	4	10	11
Cullen Park	2.2	1	0	0	1	0	9	10
Jacob McWhirter	0.0	1	1	1	0	0	1	1

Clemson	ip	h	r	er	bb	so	ab	bf
Mike Kent	1.2	6	5	5	0	1	11	12
Clay Bates	0.2	2	2	2	0	0	4	6
Joseph Moorefield	1.2	4	1	1	4	9	12	0
David Haselden	6.0	5	0	0	0	4	22	22

Win - HASELDEN (3-1). Loss - McWHIRTER (0-4). Save - None.

WP - PRICE(6); PARK(7); BATES(1). HBP - by KENT (STEPHENS); by BATES (BOSHEERS); by MOOREFIELD (ABRAHAM); by LUCIO (BAUM).

Umpires - HP: Randy Watkins 1B: David Savage 3B: Craig Murr  
Start: 2:01 PM Time: 3:32 Attendance: 3251  
MOOREFIELD faced 2 batters in the 5th.  
PRICE faced 1 batter in the 6th.

## Game 50 • Clemson 7, Florida State 2

May 12, 2012 • Doug Kingsmore Stadium • Clemson, SC

### Florida State 2 (40-10,21-4 ACC)

Player	ab	r	h	rbi	bb	so	po	a	lob
Sherman Johnson 3b	3	0	1	0	1	1	1	2	2
Devon Travis 2b	5	1	2	0	0	0	1	1	3
James Ramsey cf	3	0	1	0	2	1	5	0	0
Jayce Boyd 1b	5	0	1	0	0	0	6	0	0
Stephen McGee c	2	0	0	1	1	1	7	0	2
Stephen Spradling dh	3	0	0	0	0	2	0	0	2
John Nogowski ph	0	0	0	0	1	0	0	0	0
Justin Gonzalez ss	3	1	1	0	1	1	0	2	3
John Holland ph	1	0	0	0	0	0	0	0	2
Josh Delph rf	3	0	1	1	1	1	1	0	0
Jose Brizuela lf	3	0	0	0	1	1	3	0	0
Brandon Leibrandt p	0	0	0	0	0	0	0	1	0
Gage Smith p	0	0	0	0	0	0	0	0	0
Bryant Holtmann p	0	0	0	0	0	0	0	0	0
Brandon Johnson p	0	0	0	0	0	0	0	0	0
Totals	31	2	7	2	8	8	24	6	14

### Clemson 7 (30-20,15-10 ACC)

Player	ab	r	h	rbi	bb	so	po	a	lob
Steve Wilkerson 2b	3	0	1	0	0	1	2	1	0
Thomas Brittle cf	3	1	0	0	1	0	3	0	0
Richie Shaffer 3b	4	1	1	1	0	0	0	0	2
Phil Pohl dh	4	0	2	0	1	0	0	0	0
Jay Baum lf	4	1	1	0	0	1	4	0	1
Jon McGibbon 1b	3	1	0	0	1	1	5	1	0
Spencer Kieboom c	4	1	1	3	0	3	9	0	1
Brad Felder rf	4	1	1	1	0	0	3	0	0
Tyler Slaton rf	0	0	0	0	0	0	0	0	0
Jason Stolz ss	3	1	2	0	0	0	0	2	0
Dominic Leone p	0	0	0	0	0	0	1	1	0
Daniel Gossett p	0	0	0	0	0	0	0	1	0
Totals	32	7	9	7	2	7	27	6	4

Score by Innings	1	2	3	4	5	6	7	8	9	R	H	E
Florida State	0	1	0	0	1	0	0	0	0	2	7	1
Clemson	0	0	0	0	1	4	2	0	X	7	9	1

E - GONZALEZ(16); McGIBBON(6). DP - Clemson 1. LOB - Florida St. 14; Clemson 4. 2B - BOYD(19); POHL(10); BAUM(3). HR - SHAFER(10); S. KIEBOOM(3); FELDER(6). HBP - S. JOHNSON; McGEE; SPRADLING. SH - WILKERSON(3). SF - McGEE(7). SB - GONZALEZ 2(12); SHAFER(6). CS - SHAFER(2).

Florida State	ip	h	r	er	bb	so	ab	bf
Brandon Leibrandt	5.2	6	4	4	1	6	23	24
Gage Smith	0.0	1	1	1	0	0	1	1
Bryant Holtmann	1.1	2	2	2	1	0	5	7
Brandon Johnson	1.0	0	0	0	0	1	3	3

Clemson	ip	h	r	er	bb	so	ab	bf
Dominic Leone	5.0	5	2	2	3	5	18	24
Daniel Gossett	4.0	2	0	0	5	3	13	19

Win - GOSSETT (6-2). Loss - LEIBRANDT (6-2). Save - None.

HBP - by LEONE (S. JOHNSON); by LEONE (McGEE); by GOSSETT (SPRADLING).

Umpires - HP: Bryant Woodall 1B: Tony Walsh 3B: Mark Chapman  
Start: 6:34 PM Time: 3:06 Attendance: 5822  
SMITH faced 1 batter in the 6th.

## Game 51 • Clemson 9, Florida State 7

May 14, 2012 (Game 1) • Doug Kingsmore Stadium • Clemson, SC

### Florida State 7 (40-11,21-5 ACC)

Player	ab	r	h	rbi	bb	so	po	a	lob
Sherman Johnson ss	3	0	0	0	0	0	3	3	0
Giovanny Alfonzo ss	2	1	0	0	0	0	0	1	2
Devon Travis 2b	4	1	1	1	0	0	3	1	0
James Ramsey cf	3	2	1	1	1	0	3	0	1
Jayce Boyd 1b	3	1	1	2	0	0	5	1	0
Stephen McGee c	2	0	1	0	0	0	5	1	0
Lee Howard c	2	0	0	0	0	1	1	0	2
Stephen Spradling ph	1	0	1	0	0	0	0	0	0
John Nogowski dh	5	0	2	0	0	1	0	0	0
Justin Gonzalez pr	0	0	0	0	0	0	0	0	0
John Holland 3b	3	0	0	0	0	0	0	0	3
Seth Miller lf	1	0	1	1	0	1	0	0	0
Josh Delph rf	5	1	3	0	0	0	1	0	0
Jose Brizuela lf/3b	3	1	1	0	1	1	1	1	3
Mike Compton p	0	0	0	0	0	0	0	0	0
Kyle Bird p	0	0	0	0	0	0	0	1	0
Peter Miller p	0	0	0	0	0	0	0	0	0
Totals	37	7	12	5	4	3	24	8	11

### Clemson 9 (31-20,16-10 ACC)

Player	ab	r	h	rbi	bb	so	po	a	lob
Steve Wilkerson 2b	4	1	1	2	1	1	3	5	0
Thomas Brittle cf	4	1	1	0	0	0	5	0	4
Richie Shaffer 3b	3	2	1	0	0	2	1	2	0
Phil Pohl dh	4	0	1	1	1	1	0	0	0
Jay Baum lf	3	1	1	0	2	0	1	0	2
Jon McGibbon 1b	4	1	1	1	1	1	6	1	0
Spencer Kieboom c	5	2	1	2	0	0	3	0	3
Brad Felder rf	4	1	2	2	1	1	4	0	0
Tyler Slaton rf	0	0	0	0	0	0	0	0	0
Jason Stolz ss	3	0	0	0	0	1	2	4	1
Kevin Pohl p	0	0	0	0	0	0	0	1	0
Joseph Moorefield p	0	0	0	0	0	0	0	0	0
Clay Bates p	0	0	0	0	0	0	0	0	0
Scott Firth p	0	0	0	0	0	0	0	0	0
Totals	34	9	9	8	9	7	27	10	11

Score by Innings	1	2	3	4	5	6	7	8	9	R	H	E
Florida State	0	0	1	0	0	2	0	0	2	7	12	2
Clemson	1	5	0	3	0	0	0	0	X	9	9	1

E - McGEE(8); HOLLAND(2); SHAFER(10). DP - Clemson 1. LOB - Florida St. 11; Clemson 11. 2B - TRAVIS(18); WILKERSON(12); SHAFER(16); BAUM(4); S. KIEBOOM(7). 3B - BRITTLE(8). HBP - RAMSEY; BRIZUELA; BRITTLE. SF - BOYD 2(6). SB - WILKERSON(7); BRITTLE(9); SHAFER(7); POHL(2); BAUM(5).

Florida State	ip	h	r	er	bb	so	ab	bf
Mike Compton	1.1	6	6	3	1	1	10	12
Kyle Bird	2.1	2	3	3	5	4	9	14
Peter Miller	4.1	1	0	0	3	2	15	18

Clemson	ip	h	r	er	bb	so	ab	bf
Kevin Pohl	6.0	6	3	1	1	0	24	25
Joseph Moorefield	0.0	1	2	2	0	0	1	2
Clay Bates	0.1	0	0	0	1	0	1	3
Scott Firth	2.2	5	2	2	2	3	11	15

Win - POHLE (6-2). Loss - COMPTON (9-1). Save - FIRTH (2).

WP - BIRD(2); P. MILLER(6); POHLE(3). HBP - by COMPTON (BRITTLE); by MOOREFIELD (BRIZUELA); by BATES (RAMSEY).

Umpires - HP: Tony Walsh 1B: Mark Chapman 3B: Bryant Woodall  
Start: 1:03 PM Time: 3:31 Attendance:  
MOOREFIELD faced 2 batters in the 7th.

## Game 52 • Florida State 9, Clemson 5

May 14, 2012 (Game 2) • Doug Kingsmore Stadium • Clemson, SC

### Florida State 9 (41-11,22-5 ACC)

Player	ab	r	h	rbi	bb	so	po	a	lob
Sherman Johnson ss	4	0	4	3	2	0	2	1	0
Devon Travis 2b	6	1	1	0	0	0	0	2	1
James Ramsey cf	3	1	0	1	1	1	3	0	1
Jayce Boyd 1b	4	0	1	0	0	0	5	1	4
Stephen McGee c	4	0	1	1	0	0	8	0	2
Josh Delph rf	5	1	2	1	0	1	2	0	0
John Nogowski dh	5	2	3	0	0	0	0	0	2
Seth Miller lf	4	2	3	1	1	0	4	0	0

# 2012 CLEMSON BOXSCORES

## Game 53 • Clemson 9, Furman 2

May 15, 2012 • Doug Kingsmore Stadium • Clemson, SC

### Furman 2 (23-29)

Player	ab	r	h	rbi	bb	so	po	a	lob
Jake Jones rf	4	1	3	1	0	0	3	0	1
Andrew Cadger ph	1	0	0	0	0	0	0	0	0
Will Owens 2b/ss	4	0	2	0	1	0	1	0	0
Jarrod Rickman dh	3	0	0	1	1	0	0	0	3
Heath Burton ph	1	0	0	0	0	0	0	0	0
Will Miller cf	5	0	1	0	0	2	6	0	2
Taylor Johnson lf	4	0	1	0	0	1	3	0	1
Alex Abrams 1b/3b	3	0	0	0	1	0	1	2	2
Chris Ohmstede 3b/2b	3	1	1	0	0	0	0	0	0
Hunter Burton ss	3	0	0	0	0	1	1	1	0
Harrison Farmer 1b	1	0	0	0	0	1	1	1	0
Zack Greenwell c	2	0	1	0	1	0	5	0	0
Jake Kinsley ph/c	1	0	0	0	0	0	0	2	
Stephen Gary p	0	0	0	0	0	0	0	1	0
Jacques de Gruy p	0	0	0	0	0	0	1	0	0
Mike Waller p	0	0	0	0	0	0	0	0	0
Kevin Gottlieb p	0	0	0	0	0	2	0	0	0
Totals	35	2	9	2	4	5	24	5	11

Score by Innings	1	2	3	4	5	6	7	8	9	R	H	E
Furman	1	1	0	0	0	0	0	0	0	2	9	2
Clemson	0	0	5	1	1	0	2	0	X	9	9	0

E - OHMSTEDE 2(7); DP - Clemson 1; LOB - Furman 11; Clemson 8; 2B - JONES(2); MILLER(13); COSTIGAN(3); HR - POHL(8); MCGIBBON(3); HBP - OHMSTEDE; BRITTLE 2; BAUM; FELDER; SF - MCGIBBON(3); SLATON(1); SB - BRITTLE(10); BAUM(6).

Furman	ip	h	r	er	bb	so	ab	bf
Stephen Gary	3.0	6	5	5	0	1	15	15
Jacques de Gruy	2.0	1	2	1	1	2	8	11
Mike Waller	2.0	2	2	2	0	2	6	10
Kevin Gottlieb	1.0	0	0	2	0	3	5	

Win - HASELDEN (4-1). Loss - GARY (3-1). Save - None.

WP - GARY(8); de GRUY(7); KENT(4). HBP - by de GRUY (BRITTLE); by de GRUY (FELDER); by WALLER (BRITTLE); by WALLER (BAUM); by HASELDEN (OHMSTEDE).

Umpires - HP: David Savage 1B: Jeremy Dupree 3B: Darion Padgett  
Start: 6:33 PM Time: 2:37 Attendance: 3769

### Clemson 9 (32-21)

Player	ab	r	h	rbi	bb	so	po	a	lob
Thomas Brittle cf	2	1	1	0	0	1	3	0	0
Dominic Attanasio ph/cf	1	0	0	0	0	0	0	0	0
Jay Baum 2b	3	0	1	1	0	0	2	4	1
Mike Dunster ph/2b	0	0	0	0	1	0	0	1	0
Richie Shaffer 3b/ss	4	2	0	0	1	1	4	0	
Phil Pohl c	4	1	1	2	1	1	5	0	2
Andrew Cleveland c	0	0	0	0	0	0	0	0	0
Brad Felder rf	4	1	1	0	0	0	3	0	2
Spencer Kieboom dh	2	0	1	0	0	0	0	0	0
Joe Costigan ph/dh	2	1	1	0	0	0	0	0	0
Jon McGibbon 1b	3	1	1	2	0	0	11	0	1
Garrett Boulware lf	2	1	1	0	0	1	0	0	0
Tyler Slaton ph/lf	1	0	0	1	0	1	1	0	2
Jason Stolz ss	4	1	1	0	0	1	2	0	
Kevin Caughman 3b	0	0	0	0	0	0	0	0	0
David Haselden p	0	0	0	0	0	0	0	0	0
Mike Kent p	0	0	0	0	0	0	0	0	0
Totals	32	9	9	6	3	5	27	11	8

Score by Innings	1	2	3	4	5	6	7	8	9	R	H	E
Furman	1	1	0	0	0	0	0	0	0	2	9	2
Clemson	0	0	5	1	1	0	2	0	X	9	9	0

Clemson	ip	h	r	er	bb	so	ab	bf
David Haselden	7.2	8	2	2	4	5	30	35
Mike Kent	1.1	1	0	0	0	0	5	5

## Game 54 • Wake Forest 5, Clemson 2

May 17, 2012 • Wake Forest Baseball Park • Winston-Salem, NC

### Clemson 2 (32-22,16-12 ACC)

Player	ab	r	h	rbi	bb	so	po	a	lob
Steve Wilkerson 2b	3	1	1	0	1	0	1	1	0
Thomas Brittle cf	4	0	0	0	0	1	4	1	1
Richie Shaffer 3b	4	0	4	2	0	0	2	0	
Phil Pohl dh	4	0	1	0	0	1	0	2	
Jay Baum lf	4	0	0	0	1	1	0	0	
Jon McGibbon 1b	4	0	0	0	0	1	6	0	
Spencer Kieboom c	3	0	0	0	0	0	5	0	2
Joe Costigan ph	1	0	0	0	0	0	0	0	0
Brad Felder rf	3	0	0	0	0	1	5	0	0
Jason Stolz ss	2	1	1	0	0	0	2	1	0
Dominic Leone p	0	0	0	0	0	0	0	1	0
Mike Kent p	0	0	0	0	0	0	0	0	0
Totals	32	2	7	2	1	5	24	6	5

Score by Innings	1	2	3	4	5	6	7	8	9	R	H	E
Clemson	0	0	0	0	0	0	0	0	2	0	2	1
Wake Forest	0	0	3	2	0	0	0	0	X	5	6	0

E - MCGIBBON(7); DP - Clemson 2; Wake Forest 2; LOB - Clemson 5; Wake Forest 3; 2B - SHAFFER 2(18); BLAIR(14); HBP - STOLZ; SB - BLAIR(20).

Clemson	ip	h	r	er	bb	so	ab	bf
Dominic Leone	7.0	6	5	4	3	5	26	29
Mike Kent	1.0	0	0	0	1	0	2	3

### Wake Forest 5 (30-22,11-17 ACC)

Player	ab	r	h	rbi	bb	so	po	a	lob
Pat Blair ss	3	2	2	2	1	0	3	3	0
Conor Keniry 2b	3	0	0	0	1	0	1	5	0
Mac Williamson rf	4	0	1	1	0	0	0	0	0
Carlos Lopez 1b	3	0	1	1	0	0	12	0	1
Charlie Morgan dh	4	0	0	0	0	1	0	0	0
Mark Rhine 3b	3	0	0	0	0	1	0	2	2
Kevin Jordan lf	3	0	0	0	0	3	2	0	0
Brett Armour c	2	2	1	0	1	0	4	1	0
Evan Stephens cf	3	1	1	0	0	0	4	0	0
Tim Cooney p	0	0	0	0	0	0	0	1	3
Michael Dimock p	0	0	0	0	0	0	0	0	0
Totals	28	5	6	4	4	5	27	14	3

Score by Innings	1	2	3	4	5	6	7	8	9	R	H	E
Clemson	0	0	0	0	0	0	0	0	2	0	2	1
Wake Forest	0	0	3	2	0	0	0	0	X	5	6	0

Win - COONEY (6-6). Loss - LEONE (6-4). Save - DIMOCK (12). HBP - by COONEY (STOLZ).

Umpires - HP: Dennis McComb 1B: Tom Baldwin 3B: Rick Darby  
Start: 6:09 PM Time: 2:18 Attendance: 648

## Game 55 • Wake Forest 2, Clemson 1

May 18, 2012 • Wake Forest Baseball Park • Winston-Salem, NC

### Clemson 1 (32-23,16-13 ACC)

Player	ab	r	h	rbi	bb	so	po	a	lob
Steve Wilkerson 2b	3	0	0	0	1	0	1	3	0
Thomas Brittle cf	4	0	1	0	0	1	1	0	0
Richie Shaffer 3b	4	0	0	0	0	1	1	4	3
Phil Pohl dh	3	1	1	0	1	0	0	0	
Brad Felder rf	3	0	1	0	1	0	1	0	2
Joe Costigan lf	3	0	0	0	2	1	0	1	
Tyler Slaton lf	0	0	0	0	1	0	0	0	0
Spencer Kieboom c	4	0	0	0	0	0	7	0	0
Jon McGibbon 1b	3	0	1	1	0	0	11	0	0
Jason Stolz ss	3	0	1	0	0	0	1	2	0
Daniel Gossett p	0	0	0	0	0	0	0	1	0
Joseph Moorefield p	0	0	0	0	0	0	0	0	0
Scott Firth p	0	0	0	0	0	0	0	0	0
Totals	30	1	5	1	4	4	24	10	7

Score by Innings	1	2	3	4	5	6	7	8	9	R	H	E
Clemson	0	0	0	0	0	0	0	0	1	1	5	0
Wake Forest	0	0	0	0	0	0	0	2	X	2	6	0

DP - Clemson 2; Wake Forest 1; LOB - Clemson 7; Wake Forest 4; 2B - FELDER(7); HR - ARMOUR(4); SF - MCGIBBON(4); SB - BRITTLE(11); BLAIR(21); STEPHENS 2(13).

Clemson	ip	h	r	er	bb	so	ab	bf
Daniel Gossett	7.1	6	2	2	2	7	26	28
Joseph Moorefield	0.1	0	0	0	0	0	1	1
Scott Firth	0.1	0	0	0	0	0	1	1

Win - DIMOCK (3-3). Loss - GOSSETT (6-3). Save - None.  
WP - GOSSETT(8); FISCHER(5).

Umpires - HP: Tom Baldwin 1B: Rick Darby 3B: Dennis McComb  
Start: 6:09 PM Time: 2:24 Attendance: 1241

### Wake Forest 2 (31-22,12-17 ACC)

Player	ab	r	h	rbi	bb	so	po	a	lob
Pat Blair ss	2	0	1	0	2	0	2	0	1
Conor Keniry 2b	4	0	0	0	0	0	1	1	1
Mac Williamson rf	4	0	1	0	0	1	3	1	2
Carlos Lopez 1b	3	0	0	0	0	1	7	1	0
Charlie Morgan dh	3	0	0	0	0	1	0	0	0
Mark Rhine 3b	3	1	1	0	0	1	0	4	0
Kevin Jordan lf	2	0	0	0	0	2	4	0	0
Grant Shambley ph/lf	1	0	0	0	0	0	0	0	0
Brett Armour c	3	1	1	2	0	0	4	0	0
Evan Stephens cf	3	0	2	0	0	1	5	0	0
Jack Fischer p	0	0	0	0	0	0	1	1	0
Michael Dimock p	0	0	0	0	0	0	0	0	0
Totals	28	2	6	2	2	7	27	8	4

Score by Innings	1	2	3	4	5	6	7	8	9	R	H	E
Clemson	0	0	0	0	0	0	0	0	1	1	5	0
Wake Forest	0	0	0	0	0	0	0	2	X	2	6	0

Wake Forest	ip	h	r	er	bb	so	ab	bf
Jack Fischer	7.2	4	0	0	2	3	27	29
Michael Dimock	1.1	1	1	1	2	1	3	6

## Game 56 • Wake Forest 7, Clemson 0

May 19, 2012 • Wake Forest Baseball Park • Winston-Salem, NC

### Clemson 0 (32-24,16-14 ACC)

Player	ab	r	h	rbi	bb	so	po	a	lob
Steve Wilkerson 2b	3	0	0	0	0	1	0	1	0
Thomas Brittle cf	4	0	1	0	0	1	2	0	1
Richie Shaffer 3b	3	0	0	0	1	2	0	1	0
Phil Pohl dh	4	0	0	0	0	0	0	2	0
Jay Baum lf	2	0	0	0	1	2	3	0	0
Mike Dunster ph	1	0	0	0	0	0	0	0	0
Jon McGibbon 1b	3	0	0	0	0	0	9	0	0
Dominic Attanasio ph	1	0	1	0	0	0	0	0	0
Jason Stolz ss	4	0	1	0	0	1	5	1	0
Brad Felder rf	2	0	1	0	1	0	0	1	0
Spencer Kieboom c	2	0	0	0	0	1	8	1	3
Garrett Boulware c	0	0	0	0	0	0	0	0	0
Kevin Pohl p	0	0	0	0	0	0	0	1	0
Patrick Andrews p	0	0	0	0	0	0	0	0	0
Mike Kent p	0	0	0	0	0	0	1	0	0
Joseph Moorefield p	0	0	0	0	0	0	0	0	0
Jonathan Meyer p	0	0	0	0	0	0	0	0	0
Kevin Brady p	0	0	0	0	0	0	0	0	0
David Haselden p	0	0	0	0	0	0	0	0	0
Totals	29	0	4	0	3	8	24	10	

# 2012 CLEMSON BOXSCORES

## Game 57 • Virginia 3, Clemson 2

May 24, 2012 • NewBridge Bank Park • Greensboro, NC

Clemson 2 (32-25)

Player	ab	r	h	rbi	bb	so	po	a	lob
Steve Wilkerson 2b	3	0	1	0	1	1	3	3	2
Thomas Brittle cf	4	0	0	0	0	2	2	0	0
Richie Shaffer 3b	1	0	0	0	4	0	0	2	0
Phil Pohl dh	4	0	0	0	1	1	0	0	2
Brad Felder rf	4	1	0	0	0	3	1	0	5
Jay Baum lf	4	0	1	0	0	0	2	0	0
Jon McGibbon 1b	4	1	2	1	0	0	9	1	0
Spencer Kieboom c	4	0	0	0	0	0	6	3	1
Jason Stolz ss	4	0	1	0	0	0	0	2	1
Daniel Gossett p	0	0	0	0	0	0	0	1	1
Joseph Moorefield p	0	0	0	0	0	0	0	0	0
Mike Kent p	0	0	0	0	0	0	0	0	0
Scott Firth p	0	0	0	0	0	0	0	0	0
Totals	32	2	5	1	6	7	24	12	11

Virginia 3 (37-16-1)

Player	ab	r	h	rbi	bb	so	po	a	lob
Chris Taylor ss	3	0	0	1	1	1	2	3	1
Brandon Cogswell dh/2b	3	1	0	1	1	0	1	1	0
Stephen Bruno 3b	4	0	1	0	1	2	0	0	3
Derek Fisher lf	2	0	1	0	2	1	3	0	2
Jared King 1b	2	0	1	1	2	0	4	1	0
Justin Gonzalez rf	3	0	0	0	0	2	2	0	5
Brandon Downes cf	4	0	1	0	0	1	2	0	0
Mitchell Shifflett pr/cf	0	1	0	0	0	0	0	0	0
Nate Irving c	3	1	0	0	0	1	7	0	1
Keith Werman 2b	3	0	1	0	0	0	5	1	0
Kenny Towns ph	0	0	0	0	1	0	0	0	0
Justin Thompson p	0	0	0	0	0	0	0	0	0
Brandon Kline p	0	0	0	0	0	0	1	2	0
Kyle Crockett p	0	0	0	0	0	0	0	0	0
Totals	27	3	5	3	8	8	27	8	12

Score by Innings

	1	2	3	4	5	6	7	8	9	R	H	E
Clemson	0	0	0	0	0	1	0	1	0	2	5	0
Virginia	0	0	1	0	0	0	0	2	X	3	5	2

E - TAYLOR(17); BRUNO(12). DP - Virginia 2. LOB - Clemson 11; Virginia 12. HR - MCGIBBON(4). HBP - WILKERSON; TAYLOR; COGSWELL; IRVING. SH - BRITTLE(2); HARRINGTON(17). SB - WILKERSON(9); FELDER(10); BRUNO(11). CS - FISHER(3).

Clemson

	ip	h	r	er	bb	so	ab	bf
Daniel Gossett	6.2	4	1	1	6	6	22	30
Joseph Moorefield	0.1	0	0	0	0	1	1	1
Mike Kent	0.2	1	2	2	1	1	3	6
Scott Firth	0.1	0	0	0	1	0	1	2

Virginia

	ip	h	r	er	bb	so	ab	bf
Brandon Kline	7.0	4	1	1	5	5	24	31
Kyle Crockett	1.1	1	1	0	0	2	7	7
Justin Thompson	0.2	0	0	0	1	0	1	2

Win - CROCKETT (5-2). Loss - KENT (1-2). Save - THOMPSON (12).

WP - GOSSETT(9); KLINE(6). HBP - by GOSSETT (COGSWELL); by KLINE (WILKERSON); by KENT (IRVING); by KENT (TAYLOR). PB - IRVING(13).

Umpires - HP: Frank Sylvester 1B: Jacob Asher 2B: Morris Hodges 3B: Danny Everett  
Start: 11:06 AM Time: 3:18 Attendance: 3331

## Game 58 • Clemson 9, Florida State 7

May 25, 2012 • NewBridge Bank Park • Greensboro, NC

Florida State 7 (43-14)

Player	ab	r	h	rbi	bb	so	po	a	lob
Sherman Johnson 3b	3	1	0	0	2	2	2	2	0
Devon Travis 2b	4	2	1	1	1	1	2	1	0
James Ramsey cf	4	1	2	2	1	1	2	0	0
Jayce Boyd 1b	5	1	3	1	0	0	3	2	0
Stephen McGee c	3	0	1	0	1	1	8	0	5
Justin Gonzalez ss	4	1	2	2	1	1	2	0	0
Josh Delph rf	5	0	0	0	0	1	1	0	1
Seth Miller dh	5	0	0	0	0	3	0	0	4
Jose Brizuela lf	3	1	2	0	1	0	3	0	0
Brandon Leibbrandt p	0	0	0	0	0	0	2	1	0
Gage Smith p	0	0	0	0	0	0	0	0	0
Bryant Holtmann p	0	0	0	0	0	0	0	0	0
Robert Benincasa p	0	0	0	0	0	0	0	0	0
Totals	36	7	11	6	7	10	25	6	10

Clemson 9 (33-25)

Player	ab	r	h	rbi	bb	so	po	a	lob
Steve Wilkerson 2b	5	0	0	0	0	1	0	1	0
Thomas Brittle cf	5	1	1	0	0	2	5	0	2
Richie Shaffer 3b	3	1	1	1	2	1	1	0	0
Phil Pohl dh	5	1	2	0	0	1	0	0	3
Dominic Attanasio pr	0	1	0	0	0	0	0	0	0
Jay Baum lf	3	0	0	0	0	0	1	0	1
Joe Costigan ph	1	0	1	0	0	0	0	0	0
Tyler Staton pr/lf	0	0	0	0	0	0	0	0	0
Mike Dunster ph	1	1	1	0	0	0	0	0	0
Jon McGibbon 1b	5	2	3	4	0	0	0	5	1
Jason Stolz ss	3	2	0	0	1	0	2	1	0
Brad Felder rf	3	0	0	0	1	1	1	0	1
Spencer Kieboom c	4	0	2	2	0	0	11	2	1
Dominic Leone p	0	0	0	0	0	0	1	0	0
Kevin Brady p	0	0	0	0	0	0	0	1	0
David Haselden p	0	0	0	0	0	0	0	0	0
Patrick Andrews p	0	0	0	0	0	0	0	0	0
Totals	38	9	11	7	4	6	27	6	8

Score by Innings

	1	2	3	4	5	6	7	8	9	R	H	E
Florida State	0	0	4	0	1	0	0	2	0	7	11	2
Clemson	0	1	0	1	2	0	0	2	3	9	11	0

Note: 1 out, 0 runners LOB when the game ended.

E - TRAVIS(7); GONZALEZ(18). LOB - Florida St. 10; Clemson 8. 2B - TRAVIS(21); BRITTLE(8); SHAFFER(19); POHL(11); MCGIBBON(6). HR - GONZALEZ(8); MCGIBBON(5). SH - MCGEE(3). SB - WILKERSON(10); STOLZ(5). CS - BRIZUELA(4).

Florida State

	ip	h	r	er	bb	so	ab	bf
Brandon Leibbrandt	6.2	5	4	2	3	27	29	
Gage Smith	0.2	2	2	2	1	4	5	
Bryant Holtmann	0.0	0	0	0	1	0	0	1
Robert Benincasa	1.0	4	3	3	0	2	7	

Clemson

	ip	h	r	er	bb	so	ab	bf
Dominic Leone	2.1	6	4	4	2	2	12	15
Kevin Brady	1.2	1	0	0	2	2	6	8
David Haselden	3.2	4	3	3	3	5	14	17
Patrick Andrews	1.1	0	0	0	0	1	4	4

Win - ANDREWS (2-3). Loss - BENINCASA (4-1). Save - None.

WP - BRADY(6); ANDREWS(7). BK - BRADY(3).

Umpires - HP: Morris Hodges 1B: Danny Everett 2B: Frank Sylvester 3B: Jacob Asher  
Start: 3:22 PM Time: 3:30 Attendance: 3282  
HOLTMANN faced 1 batter in the 8th.

## Game 59 • Georgia Tech 5, Clemson 1

May 26, 2012 • NewBridge Bank Park • Greensboro, NC

Georgia Tech 5 (35-24)

Player	ab	r	h	rbi	bb	so	po	a	lob
Kyle Wren cf	5	1	1	0	0	1	2	0	0
Sam Dove 2b	2	0	0	0	2	0	0	4	1
Brandon Thomas lf	4	1	1	0	1	1	1	0	0
Jake Davies pr/dh	5	1	1	2	0	0	0	0	2
Daniel Palka 1b	5	1	1	1	0	0	1	1	1
Zane Evans c	4	0	3	1	0	0	6	0	1
Mott Hyde ss	4	0	0	0	0	0	2	3	1
Dan Spingola rf	4	1	2	0	0	0	3	0	1
Thomas Smith 2b	4	0	1	1	0	1	2	3	2
Alex Cruz p	0	0	0	0	0	0	1	0	0
Totals	37	5	10	5	3	3	27	11	9

Clemson 1 (33-26)

Player	ab	r	h	rbi	bb	so	po	a	lob
Steve Wilkerson 2b	4	1	1	1	0	0	2	5	3
Thomas Brittle cf	4	0	1	0	0	0	2	0	0
Richie Shaffer 3b	2	0	0	0	1	0	0	4	2
Phil Pohl dh	4	0	0	0	0	1	0	0	1
Jay Baum lf	2	0	0	0	0	0	1	0	0
Joe Costigan ph	1	0	0	0	0	0	0	0	0
Dominic Attanasio lf	1	0	1	0	0	0	1	0	0
Jon McGibbon 1b	4	0	0	0	0	1	13	2	0
Jason Stolz ss	4	0	1	0	0	1	2	3	0
Brad Felder rf	4	0	1	0	0	2	2	0	1
Spencer Kieboom c	2	0	0	0	1	0	2	1	0
Kevin Pohle p	0	0	0	0	0	0	0	1	0
Scott Firth p	0	0	0	0	0	0	2	1	0
Joseph Moorefield p	0	0	0	0	0	0	0	0	0
Totals	32	1	5	1	2	5	27	17	7

Score by Innings

	1	2	3	4	5	6	7	8	9	R	H	E
Georgia Tech	2	1	2	0	0	0	0	0	0	5	10	1
Clemson	1	0	0	0	0	0	0	0	0	1	5	2

E - HYDE(16); MCGIBBON(8); S. KIEBOOM(3). DP - Georgia Tech 1. LOB - Georgia Tech 9; Clemson 7. 2B - THOMAS(15); EVANS 2(16); SPINGOLA(3); SMITH(6). HR - DAVIES(13); WILKERSON(1). HBP - SHAFFER. SH - DOVE(5). SB - DOVE(12); SHAFFER(8).

Georgia Tech

	ip	h	r	er	bb	so	ab	bf
Jake Davies	6.0	2	1	1	1	3	21	22
Alex Cruz	3.0	3	0	0	1	2	11	13

Clemson

	ip	h	r	er	bb	so	ab	bf
Kevin Pohle	2.0	6	4	4	0	1	11	12
Scott Firth	6.1	4	1	0	3	2	24	27
Joseph Moorefield	0.2	0	0	0	0	0	2	2

Win - DAVIES (1-3). Loss - POHLE (6-4). Save - CRUZ (2).  
HBP - by CRUZ (SHAFFER).

Umpires - HP: Jacob Asher 1B: Frank Sylvester 2B: Danny Everett 3B: Morris Hodges  
Start: 11:06 AM Time: 2:50 Attendance: 3272

Game notes:

Clemson's David Haselden was ejected in the fifth inning.  
POHLE faced 1 batter in the 3rd.

## Game 60 • Clemson 11, Coastal Carolina 3

June 1, 2012 • Carolina Stadium • Columbia, SC

Coastal Carolina 3 (41-18)

Player	ab	r	h	rbi	bb	so	po	a	lob
Ted Blackman lf	2	0	1	0	2	0	3	0	0
Luke Willis ph/lf	1	0	0	0	0	0	1	0	0
Jacob May cf	4	1	2	0	1	0	0	0	2
Daniel Bowman rf	5	1	1	0	0	0	2	0	3
Rich Witten 1b	3	0	0	1	1	0	10	2	1
Alex Buccilli dh	3	0	1	1	2	0	0	0	0
Tucker Frawley c	2	1	0	0	1	0	5	0	1
Justin Creel 2b	4	0	0	0	2	1	1	2	0
Tripp Martin 3b	3	0	0	0	1	0	0	3	0
Brian Pruett ss	4	0	2	1	0	0	0	1	5
Austin Wallace p	0	0	0	0	0	0	1	0	0
Aaron Burke p	0	0	0	0	0	0	2	1	0
Austin Kerr p	0	0	0	0	0	0	0	0	0
Devin Bradley p	0	0	0	0	0	0	0	0	0
Totals	31	3	7	3	8	2	24	10	12



# 2012 CLEMSON BOXSCORES

## Game 61 • South Carolina 5, Clemson 4 (12 Innings)

June 2, 2012 • Carolina Stadium • Columbia, SC

### Clemson 4 (34-27)

Player	ab	r	h	rbi	bb	so	po	a	lob
Steve Wilkerson 2b	4	1	1	1	0	5	1	0	
Thomas Brittle cf	6	0	1	1	0	2	4	1	2
Richie Shaffer 3b	4	0	0	0	2	0	2	1	
Phil Pohl dh	6	0	1	1	0	1	0	0	2
Jay Baum lf	1	0	0	0	2	0	1	0	0
Joe Costigan ph	0	0	0	0	1	0	0	0	
Tyler Slaton pr/lf	0	0	0	0	0	1	1	0	
Dominic Attanasio ph/lf	2	0	0	0	0	0	0	0	
Jon McGibbon 1b	5	0	1	0	1	1	8	1	4
Spencer Kieboom c	6	0	1	0	0	1	11	1	0
Brad Felder rf	5	2	3	1	0	1	3	0	3
Jason Stolz ss	5	1	0	0	0	1	0	3	0
Daniel Gossett p	0	0	0	0	0	0	0	0	
Scott Firth p	0	0	0	0	0	0	0	0	
Joseph Moorefield p	0	0	0	0	0	1	0	0	
Jonathan Meyer p	0	0	0	0	0	0	0	0	
Kevin Brady p	0	0	0	0	0	0	0	0	
Totals	44	4	8	4	7	9	34	9	12

Score by Innings	1	2	3	4	5	6	7	8	9	10	11	12	R	H	E
Clemson	0	0	0	0	0	0	3	1	0	0	0	0	4	8	0
South Carolina	0	0	0	2	0	0	0	1	1	0	0	1	5	12	2

Note: 1 out, 2 runners LOB when the game ended.

E - DANTZLER(4); VERGASON(4); DP - S. Carolina 1. LOB - CLEMSON 12; S. Carolina 10. 2B - WILKERSON(13); MCGIBBON(7); WALKER(11); MATTHEWS(5); HR - FELDER(7); MATTHEWS(5); SH - WILKERSON(4); ROSENBERG(3); SB - BRITTLE(12).

Clemson	ip	h	r	er	bb	so	ab	bf
Daniel Gossett	7.0	4	2	2	3	8	25	28
Scott Firth	0.0	2	1	1	0	0	2	2
Joseph Moorefield	0.1	0	0	0	0	0	1	1
Jonathan Meyer	1.0	1	1	1	1	0	3	5
Kevin Brady	3.0	5	1	1	0	3	13	13

Win - BEAL (4-4). Loss - BRADY (1-3). Save - None.

Umpires - HP: David Wiley 1B: Steve Mattingly 2B: Jim Garman 3B: Greg Charles  
Start: 4:01 PM Time: 4:06 Attendance: 8242  
FIRTH faced 2 batters in the 8th.

### South Carolina 5 (42-17)

Player	ab	r	h	rbi	bb	so	po	a	lob
Joey Pankake ss	6	1	2	1	0	1	1	4	3
Evan Marzilli cf	6	1	3	0	0	1	6	0	1
Christian Walker 1b	6	0	1	1	0	1	11	1	0
LB Dantzier 3b	5	1	2	1	1	1	2	2	1
Adam Matthews rf	5	1	2	2	0	1	3	0	1
Sean Sullivan dh	5	0	0	0	0	1	0	0	2
Tanner English lf	3	0	0	0	0	3	1	0	0
Kyle Martin ph	1	0	1	0	0	0	0	0	0
TJ Costen pr/lf	1	1	0	0	0	0	1	0	0
Chase Vergason 2b	3	0	0	0	2	1	2	6	0
Dante Rosenberg c	3	0	1	0	1	1	8	1	0
Michael Roth p	0	0	0	0	0	0	1	2	0
Matt Price p	0	0	0	0	0	0	0	0	0
Tyler Webb p	0	0	0	0	0	0	0	0	0
Evan Beal p	0	0	0	0	0	0	0	0	0
Totals	44	5	12	5	4	11	36	16	10

Score by Innings	1	2	3	4	5	6	7	8	9	10	11	12	R	H	E
South Carolina	0	0	0	0	0	0	0	0	0	0	0	0	0	0	0
Clemson	0	0	0	2	0	0	0	1	1	0	0	1	5	12	2

South Carolina	ip	h	r	er	bb	so	ab	bf
Michael Roth	6.1	6	3	3	4	1	25	29
Matt Price	3.1	2	1	1	2	4	12	14
Tyler Webb	1.0	0	0	0	1	2	3	5
Evan Beal	1.1	0	0	0	0	2	4	4

## Game 62 • Clemson 5, Coastal Carolina 3

June 3, 2012 • Carolina Stadium • Columbia, SC

### Clemson 5 (35-27)

Player	ab	r	h	rbi	bb	so	po	a	lob
Steve Wilkerson 2b	5	0	0	0	0	2	2	3	0
Thomas Brittle cf	3	1	1	0	2	1	2	0	0
Richie Shaffer 3b	3	0	2	0	2	1	1	0	0
Phil Pohl dh	4	0	2	1	1	1	0	0	2
Jay Baum lf	3	1	0	0	1	0	0	3	
Joe Costigan ph	0	0	0	0	0	0	0	0	
Tyler Slaton pr/lf	0	0	0	0	0	0	0	0	
Jon McGibbon 1b	5	0	1	0	0	1	8	0	3
Spencer Kieboom c	4	0	1	0	0	0	10	0	0
Brad Felder rf	4	1	2	1	0	1	2	1	1
Jason Stolz ss	4	2	2	3	0	1	2	6	1
Dominic Leone p	0	0	0	0	0	0	1	0	
Scott Firth p	0	0	0	0	0	0	1	0	
Totals	35	5	11	5	6	8	27	12	10

Score by Innings	1	2	3	4	5	6	7	8	9	R	H	E
Clemson	0	0	1	3	0	0	0	0	1	5	11	2
Coastal Carolina	1	0	1	0	1	0	0	0	0	3	7	1

E - WILKERSON(18); FELDER(4); FRAWLEY(4). DP - CLEMSON 1. LOB - CLEMSON 10; C. Carolina 7. 2B - SHAFFER(21); FELDER(8); WITTEN(17); CREELE(6). HR - STOLZ 2(7); BLACKMAN(1). HBP - COSTIGAN. SH - BUCCILLI(8). SF - BOWMAN(3). SB - BRITTLE 3(15); FELDER(11); MAY(27). CS - BRITTLE(3); MCGIBBON(1).

Clemson	ip	h	r	er	bb	so	ab	bf
Dominic Leone	7.0	6	3	2	4	6	23	29
Scott Firth	2.0	1	0	0	1	3	7	8

Coastal Carolina	ip	h	r	er	bb	so	ab	bf
Ben Smith	4.1	6	4	4	2	5	18	20
Ryan Connolly	4.1	5	1	1	4	3	16	20
Javier Reynoso	0.1	0	0	0	0	0	1	2

Win - LEONE (7-4). Loss - SMITH (2-2). Save - FIRTH (3).  
HBP - by REYNOSO (COSTIGAN).

Umpires - HP: Jason Stidham 1B: Jim Garman 2B: Greg Charles 3B: Greg Harmon  
Start: 12:05 PM Time: 3:28 Attendance: 6111

## Game 63 • South Carolina 4, Clemson 3

June 3, 2012 • Carolina Stadium • Columbia, SC

### South Carolina 4 (43-17)

Player	ab	r	h	rbi	bb	so	po	a	lob
Joey Pankake ss	4	1	1	0	1	1	1	3	1
Evan Marzilli cf	4	0	1	1	0	0	0	0	0
Christian Walker 1b	3	1	0	1	0	0	11	0	2
LB Dantzier 3b	3	0	2	0	1	0	1	3	0
Adam Matthews rf	4	1	1	1	0	0	1	0	3
Connor Bright dh	4	0	1	1	0	2	0	0	0
Tanner English lf	4	1	2	0	0	0	2	0	1
Chase Vergason 2b	4	0	2	1	0	0	2	3	0
Dante Rosenberg c	2	0	0	0	0	1	9	1	0
Jordan Montgomery p	0	0	0	0	0	0	0	3	0
Tyler Webb p	0	0	0	0	0	0	0	0	0
Totals	32	4	10	4	3	4	27	13	7

Score by Innings	1	2	3	4	5	6	7	8	9	R	H	E
South Carolina	3	0	0	0	0	1	0	0	0	4	10	0
Clemson	0	0	0	0	0	2	0	0	1	3	7	2

E - BAUM(3); MCGIBBON(10); DP - CLEMSON 1. LOB - S. Carolina 7; CLEMSON 5. 2B - BRIGHT(1); ENGLISH(4); BRITTLE(9); MCGIBBON(8). 3B - PANKAKE(3). SH - ROSENBERG 2(5). SF - MARZILLI(8). CS - ENGLISH(3).

South Carolina	ip	h	r	er	bb	so	ab	bf
Jordan Montgomery	6.2	5	2	2	1	6	25	26
Tyler Webb	2.1	2	1	1	0	4	9	9

Win - MONTGOMERY (5-1). Loss - HASELDEN (4-2). Save - WEBB (3).

Umpires - HP: Steve Mattingly 1B: Greg Charles 2B: Greg Harmon 3B: David Wiley  
Start: 4:34 PM Time: 2:39 Attendance: 8242

### Clemson 3 (35-28)

Player	ab	r	h	rbi	bb	so	po	a	lob
Steve Wilkerson 2b	4	1	1	0	0	0	3	6	0
Thomas Brittle cf	4	1	1	1	0	3	3	0	0
Richie Shaffer 3b	4	0	1	1	0	0	2	1	0
Phil Pohl dh	4	0	0	1	0	2	0	0	0
Jay Baum lf	3	1	1	0	1	1	4	0	1
Jon McGibbon 1b	4	0	1	0	0	1	12	0	0
Spencer Kieboom c	4	0	1	1	0	0	2	3	0
Tyler Slaton pr	0	0	0	0	0	0	0	0	0
Brad Felder rf	4	0	1	0	0	1	1	1	3
Jason Stolz ss	3	0	0	0	0	0	1	1	1
David Haselden p	0	0	0	0	0	0	0	0	0
Jonathan Meyer p	0	0	0	0	0	0	0	2	0
Totals	34	3	7	3	1	10	27	13	5

Clemson	ip	h	r	er	bb	so	ab	bf
David Haselden	0.2	3	3	3	1	0	4	6
Jonathan Meyer	8.1	7	1	1	2	4	28	32

# TIGER BIOS



## #43 Patrick Andrews

RHP • R-R • 6-2 • 205 • Fr. • HS

Hilton Head Island, SC • Hilton Head Prep School

Freshman righthander who was a long reliever most of the season...had one of the team's hardest fastballs.

**2012:** Had a 2-3 record, two saves, and a 5.52 ERA in 20 relief appearances...in 29.1 innings pitched, he allowed 29 hits (.264 opponents' batting average), including only one homer, and 15 walks with 25 strikeouts...had a 3.31 ERA, two saves, and a .222 opponents' batting average in 16.1 innings pitched over eight relief appearances in ACC regular-season games...had a 1-0 record, one save, a 3.12 ERA, .219 opponents' batting average, and six strikeouts against no walks in 8.2 innings pitched over six relief appearances away from home...had a 1-0 record, one save, a 3.57 ERA, and .190 opponents' batting average in 17.2 innings pitched over eight relief appearances against top-25 ranked teams...only allowed five of his 21 inherited baserunners to score...pitched a hitless and scoreless eighth inning with three strikeouts in his first career appearance against Maine on Feb. 25...pitched 1.1 hitless and scoreless innings in relief against #6 North Carolina on Mar. 10...pitched 1.1 perfect innings in relief with two strikeouts at #18 Georgia on Mar. 27...pitched 2.0 scoreless innings in relief of one-hit ball with one strikeout to record his first career save against #7 Miami (FL) on Mar. 31...pitched 1.2 perfect innings in relief with two strikeouts against #17 N.C. State on Apr. 14...pitched 0.2 scoreless innings in relief to earn his first career win against Charleston Southern on Apr. 17...pitched 6.2 innings in relief, allowing six hits and three runs with two strikeouts in the second game of a doubleheader against #1 Florida State on May 14...retired all four batters he faced with one strikeout to earn the win against #1 Florida State in the ACC Tournament on May 25.

**Before Clemson:** Rated as the #153 player in the nation and #6 player in South Carolina by *Perfect Game*...#13 player and #3 pitcher in South Carolina by *Diamond Prospects*...SCISA Player-of-the-Year as a senior...SCISA all-state selection as a junior and senior...all-region selection as a sophomore, junior, and senior...team MVP as a junior and senior...set the career school record for wins and strikeouts...all-region selection in football as a junior and senior...lettered five times in baseball, three times in football, and three times in basketball at Hilton Head Prep School, where he was coached by Nathan Stevens.

**Personal:** Majoring in general engineering...Patrick Connor Andrews on Mar. 26, 1993 in Poughkeepsie, NY.

### Andrews' Overall Stats

Year	ERA	W-L	G-GS	CG	SHO	SV	IP	H	R	ER	BB	SO
2012	5.52	2-3	20-0	0	0	2	29.1	29	22	18	15	25

### Andrews' ACC Regular-Season Stats

Year	ERA	W-L	G-GS	CG	SHO	SV	IP	H	R	ER	BB	SO
2012	3.31	0-0	8-0	0	0	2	16.1	12	6	6	8	6

### Andrews' ACC Tournament Stats

Year	ERA	W-L	G-GS	CG	SHO	SV	IP	H	R	ER	BB	SO
2012	0.00	1-0	1-0	0	0	0	1.1	0	0	0	0	1



## #1 Dominic Attanasio

OF • L-L • 5-7 • 160 • So. • 1VL

Windermere, FL • Olympia HS

Speedy outfielder and slap hitter who was a tremendous contributor off the bench as a freshman...one of the team's fastest baserunners...a career .275 hitter with a .341 on-base percentage in 62 games (22 starts) over two seasons...has three doubles, one triple, one homer, 17 RBIs, 22 runs, 11 walks, one hit-by-pitch, and five steals.

**2012:** Hit .183 with 11 runs, one double, six RBIs, a .258 on-base percentage, five walks, one hit-by-pitch, and two steals in 29 games (12 starts, including six in left field, five in right field, and one as the DH)...was 3-for-10 (.300) as a pinch-hitter...was 4-for-13 (.308) with runners in scoring position...came off the bench and went 2-for-2 with three RBIs against Holy Cross on Mar. 7...hit a two-run double against #6 North Carolina on Mar. 10...hit a pinch-hit single at Wake Forest on May 19...came off the bench to go 1-for-1 against Georgia Tech in the ACC Tournament on May 26.

**2011:** Hit .367 with 11 runs, two doubles, one triple, one homer, 11 RBIs, a .424 on-base percentage, and three steals in 33 games (10 starts, including five as the DH, three in right field, and two in left field)...hit .522 with a .621 on-base percentage with runners on base...was 10-for-22 (.455) with five runs, two doubles, one triple, and six RBIs in 23 games off the bench...was 6-for-15 (.400) with a double, triple, two RBIs, three walks, and a .500 on-base percentage as a pinch-hitter...was 19-for-36 (.528) in Clemson wins...was 8-for-18 (.444) with runners in scoring position...was 16-for-29 (.552) in non-ACC regular-season games...went 2-for-2 with a run off the bench in his first game as a Tiger against Eastern Michigan on Feb. 18...went 2-for-2 with two RBIs off the bench against Cincinnati on Feb. 25...came

off the bench and hit a two-run double against Duke on Mar. 19...went 3-for-4 with his first career homer, two RBIs, and three runs against Elon on Mar. 23...hit a pinch-hit, run-scoring double with one out in the ninth inning to tie the score against Coastal Carolina on Apr. 5...hit a pitch-hit, run-scoring triple against Maryland on Apr. 8...went 3-for-4 with an RBI and steal against Presbyterian College on Apr. 12...played for Sanford in the Florida Collegiate Summer League in the summer, where he hit .148 with a double and two steals; he was a member of the league champions.

**Before Clemson:** Member of the 2010 Orlando Classic All-Star team...first-team all-metro selection as a junior and senior at Olympia High School...from the same high school that produced Tiger infielder Brad Miller (2009-11)...lettered three times in baseball at Olympia High, where he was coached by Randy O'Neal.

**Personal:** Pronounced a-tuh-NA-zee-oh...majoring in community recreation, sport, & camp management...born Dominic Michael Attanasio on Nov. 11, 1991 in Windermere, FL.

### Attanasio's Overall Stats

Year	AVG	G-GS	AB	R	H	2B	3B	HR	RBI	TB	BB	HBP	SF	OB%	SB
2011	.367	33-10	60	11	22	2	1	1	11	29	6	0	0	.424	3-5
2012	.183	29-12	60	11	11	1	0	0	6	12	5	1	0	.258	2-3
Totals	.275	62-22	120	22	33	3	1	1	17	41	11	1	0	.341	5-8

### Attanasio's ACC Regular-Season Stats

Year	AVG	G-GS	AB	R	H	2B	3B	HR	RBI	TB	BB	HBP	SF	OB%	SB
2011	.207	14-6	29	3	6	1	1	0	4	9	6	0	0	.343	2-3
2012	.167	11-7	30	6	5	1	0	0	3	6	4	1	0	.286	2-3
Totals	.186	25-13	59	9	11	2	1	0	7	15	10	1	0	.314	4-6

### Attanasio's ACC Tournament Stats

Year	AVG	G-GS	AB	R	H	2B	3B	HR	RBI	TB	BB	HBP	SF	OB%	SB
2011	.000	1-0	1	0	0	0	0	0	0	0	0	0	0	.000	0-0
2012	1.000	2-0	1	1	1	0	0	0	0	1	0	0	0	1.000	0-0
Totals	.500	3-0	2	1	1	0	0	0	0	1	0	0	0	.500	0-0

### Attanasio's NCAA Tournament Stats

Year	AVG	G-GS	AB	R	H	2B	3B	HR	RBI	TB	BB	HBP	SF	OB%	SB
2011	.000	1-0	1	0	0	0	0	0	0	0	0	0	0	.000	0-0
2012	.000	1-0	2	0	0	0	0	0	0	0	0	0	0	.000	0-0
Totals	.000	2-0	3	0	0	0	0	0	0	0	0	0	0	.000	0-0



## #27 Kyle Bailey

LHP • R-L • 6-5 • 220 • Fr. • HS

Southlake, TX • Carroll Senior HS

Freshman lefthander who was one of only two lefties on the 2012 team.

**2012:** Had an 0-0 record and a 0.00 ERA in two relief appearances...in 1.0 innings pitched, he allowed two hits (.333 opponents' batting average) and one walk with one strikeout...did not allow either of his two inherited baserunners to score...pitched a scoreless ninth inning with one strikeout against Western Carolina on Apr. 4; it was his first career appearance...made his other appearance against #17 N.C. State on Apr. 15.

**Before Clemson:** Selected to the North Texas High School Baseball Coaches Association All-Star game as a senior...third-team AAAAA all-state as a senior...first-team all-district as a senior...had a 6-1 record, 2.91 ERA, and 61 strikeouts in 50.1 innings pitched along with hitting .460 with four homers and 36 RBIs as a senior...had a 6-3 record, 2.61 ERA, and 46 strikeouts in 40.2 innings pitched as a junior...lettered three times in baseball at Carroll Senior High, where he was coached by Larry Hughes.

**Personal:** Majoring in pre-business...born Kyle Bradley Bailey on June 27, 1992 in Plano, TX.

### Bailey's Overall Stats

Year	ERA	W-L	G-GS	CG	SHO	SV	IP	H	R	ER	BB	SO
2012	0.00	0-0	2-0	0	0	0	1.0	2	0	0	1	1

### Bailey's ACC Regular-Season Stats

Year	ERA	W-L	G-GS	CG	SHO	SV	IP	H	R	ER	BB	SO
2012	-----	0-0	1-0	0	0	0	0.0	0	0	0	1	0



## #42 Clay Bates

**RHP • R-R • 5-11 • 180 • \*Fr. • RS**  
**Rock Hill, SC • Northwestern HS**

Two-time winner of the Omaha Challenge competition among pitchers...Clemson's only sidearm or submarine pitcher...has been used in long relief and as a situational pitcher.

**2012:** Had an 0-0 record and a 7.27 ERA in nine relief appearances...in 8.2 innings pitched, he allowed 13 hits (.351 opponents' batting average), including no homers, and two walks with three strikeouts...had 19 groundball outs compared to only three flyball outs...had a 1.93 ERA and .133 opponents' batting average along with three strikeouts against no walks in 4.2 innings pitched over three relief appearances in night games...in 3.1 innings pitched over three relief appearances against NCAA Tournament teams, he allowed one hit and no runs...had a 3.38 ERA in 5.1 innings pitched after the seventh inning...pitched a scoreless ninth inning in the first game of a doubleheader against UAB on Feb. 18; it was his first career appearance...pitched 1.2 hitless and scoreless innings in relief with two strikeouts against no walks against Georgia on Apr. 11...retired all six batters he faced to close out the game against College of Charleston on May 6...won the Omaha Challenge competition among pitchers in the fall of 2011.

**2011:** Red-shirted...won the Omaha Challenge competition among pitchers in the fall of 2010...played for Pineville in the Southern Collegiate Baseball League in the summer, where was 2-4 with a 3.45 ERA in 28.2 innings pitched over nine appearances (seven starts); he allowed 26 hits (.248 opponents' batting average) and no homers.

**Before Clemson:** All-region and all-area selection as a senior at Northwestern High School...won the team's Best Pitcher Award as a senior...won the team's Hustle Award as a sophomore...member of the region champions as a sophomore, junior, and senior...member of the district champions as a senior...lettered three times in baseball at Northwestern High, where he was coached by Mitch Walters.


**Personal:** Member of the ACC Academic Honor Roll in 2010-11...majoring in health science...born John Clayton Bates on Feb. 4, 1992 in Charlotte, NC.

### Bates' Overall Stats

Year	ERA	W-L	G-GS	CG	SHO	SV	IP	H	R	ER	BB	SO
2012	7.27	0-0	9-0	0	0	0	8.2	13	7	7	2	3

### Bates' ACC Regular-Season Stats

Year	ERA	W-L	G-GS	CG	SHO	SV	IP	H	R	ER	BB	SO
2012	0.00	0-0	1-0	0	0	0	0.1	0	0	0	1	0



## #13 Jay Baum

**INF/OF • R-R • 5-11 • 180 • Fr. • HS**  
**Alpharetta, GA • Centennial HS**

Freshman infielder and outfielder...entered Clemson as an infielder, but was used primarily in left field in his first season as a Tiger...has good strikezone awareness.

**2012:** Hit .220 with 24 runs, four doubles, one triple, 11 RBIs, a .354 on-base percentage, 28 walks against only 19 strikeouts, five hit-by-pitches, four sacrifice bunts, and seven steals in 54 games (45 starts, including 33 in left field, seven in right field, four at second base, and one as the DH)...had two outfield assists...had a .419 on-base percentage when leading off an inning...was 10-for-27 (.370) with a .500 on-base percentage after the seventh inning...had a .967 fielding percentage as a second-baseman...was 8-for-24 (.333) with a .448 on-base percentage in March...came off the bench and went 1-for-1 with a run and walk against Elon on Mar. 20...hit a pinch-hit single at Virginia on Mar. 25...went 1-for-2 with a triple and two hit-by-pitches against Presbyterian College on Mar. 28...went 2-for-3 with an RBI, a run, and two walks against Western Carolina on Apr. 4...with Clemson trailing 2-0, he hit a three-run double in the eighth inning at Duke on Apr. 8...went 2-for-4 with an RBI, a walk, and an outfield assist against Furman at Greenville, SC (Fluor Field) on Apr. 10...went 2-for-4 with two RBIs, two runs, and two walks at Georgia Tech on Apr. 29...went 1-for-3 with a double, two walks, and a steal in the first game of a doubleheader against #1 Florida State on May 14...went 2-for-3 with an RBI and a walk against Coastal Carolina in the Columbia Regional on June 1; he was 3-for-10 with five walks and a team-high .533 on-base percentage in the Columbia Regional.

**Before Clemson:** Rated as the #218 player in the nation and #15 player in Georgia by **Perfect Game**...region player-of-the-year as a senior...all-region selection as a sophomore, junior, and senior...played hockey on a traveling team...lettered four times in baseball at Centennial High, where he was coached by Jake Hill.

**Personal:** His father, Eric, played golf at Colgate and his mother, Susan, played hockey at Saint Lawrence...majoring in pre-business...born Jay Paul Baum on Oct. 25, 1992 in Alpharetta, GA.

### Baum's Overall Stats

Year	AVG	G-GS	AB	R	H	2B	3B	HR	RBI	TB	BB	HBP	SF	OB%	SB
2012	.220	54-45	159	24	35	4	1	0	11	41	28	5	0	.354	7-10

### Baum's ACC Regular-Season Stats

Year	AVG	G-GS	AB	R	H	2B	3B	HR	RBI	TB	BB	HBP	SF	OB%	SB
2012	.177	24-21	79	13	14	3	0	0	5	17	13	0	0	.293	3-4

### Baum's ACC Tournament Stats

Year	AVG	G-GS	AB	R	H	2B	3B	HR	RBI	TB	BB	HBP	SF	OB%	SB
2012	.111	3-3	9	0	1	0	0	0	0	1	0	0	0	.111	0-0

### Baum's NCAA Tournament Stats

Year	AVG	G-GS	AB	R	H	2B	3B	HR	RBI	TB	BB	HBP	SF	OB%	SB
2012	.300	4-4	10	2	3	0	0	0	1	3	5	0	0	.533	0-0



## #30 Garrett Boulware

**C/OF • R-R • 6-1 • 200 • Fr. • HS**  
**Anderson, SC • T.L. Hanna HS**

Freshman utility player...one of only two righthanded batters on the 2012 team who could play in the outfield...served as the team's third-string catcher all season.

**2012:** Hit .214 with seven runs, two doubles, two RBIs, a .323 on-base percentage, five walks, four hit-by-pitches, and two steals in 28 games (17 starts, including 16 in left field and one at catcher)...had a team-tying-high .500 on-base percentage when leading off an inning...was 6-for-18 (.333) with two doubles and a .429 on-base percentage in his last 11 games (seven starts)...was 5-for-16 (.313) with two doubles, five runs, and a .421 on-base percentage in April...hit a run-scoring single in the second game of a doubleheader against UAB on Feb. 18; it was his first career game and start...went 2-for-3 with a double and run against Winthrop on Apr. 3...went 1-for-2 with two runs and a hit-by-pitch against Western Carolina on Apr. 4...went 2-for-3 with a double and run at Duke on Apr. 7...went 1-for-2 with a run against Furman on May 15.

**Before Clemson:** Drafted in the 42nd round (#1283 overall) by the San Diego Padres in 2011...#141 player in the nation and #5 player in South Carolina by **Perfect Game**...#12 player and #2 catcher in South Carolina by **Diamond Prospects**...#23 prospect in South Carolina for the 2011 draft by **Baseball America**...**Anderson Independent-Mail** Player-of-the-Year as a senior...hit .533 with nine homers, 27 RBIs, and 21 walks in limited at-bats as a senior...lettered four times in baseball and four times in football at T.L. Hanna High, where he was coached by Adam Comstock.

**Personal:** Majoring in construction science & management...born Garrett Andrew Boulware on Sept. 9, 1992 in Atlanta, GA.

### Boulware's Overall Stats

Year	AVG	G-GS	AB	R	H	2B	3B	HR	RBI	TB	BB	HBP	SF	OB%	SB
2012	.214	28-17	56	7	12	2	0	0	2	14	5	4	0	.323	2-2

### Boulware's ACC Regular-Season Stats

Year	AVG	G-GS	AB	R	H	2B	3B	HR	RBI	TB	BB	HBP	SF	OB%	SB
2012	.250	9-5	16	1	4	1	0	0	1	5	1	0	0	.294	0-0



## #19 Kevin Brady

**RHP • L-R • 6-3 • 220 • \*Jr. • 3VL**  
**Gaithersburg, MD • Gaithersburg HS**

Had one of the team's hardest fastballs...saw most of his action in long relief roles prior to 2011, but was the team's top pitcher early in the 2011 season before he suffered an arm injury that forced him out of action for over 10 weeks...suffered another injury in 2012 that forced him to miss three weeks...had a 4-3 record, one save, a 3.27 ERA, .255 opponents' batting average, and 148 strikeouts against only 38 walks in 135.0 innings pitched over 50 appearances (19 starts) in his

four active seasons...allowed more than three earned runs in only two of his 50 appearances and did not allow more than four earned runs in any of his 50 appearances...did not commit an error in 19 chances...had a 3.89 strikeout-to-walk ratio (third-best in school history) and 9.87 strikeouts-per-nine-innings-pitched mark (fifth-best in school history) in his career...in 7.1 innings pitched over five relief appearances in ACC Tournament games, he had 14 strikeouts against two walks...three-time All-ACC Academic selection...drafted three times in his career.

**2012:** Drafted in the 10th round (#338 overall pick) by the Philadelphia Phillies and signed in June...All-ACC Academic team member...had a 1-3 record and a 2.54 ERA in 14 appearances (11 starts)...in 63.2 innings pitched, he allowed 54 hits (.235 opponents' batting average) and 24 walks with 62 strikeouts...allowed just 12 extra-base hits, including only



# TIGER BIOS

three extra-base hits (all doubles) in 25.0 innings pitched against top-25 ranked teams...seventh in the ACC in ERA...held opponents to a .167 batting average with two outs...held opponents to 4-for-34 (.118) with runners on base and two outs...held opponents to 2-for-20 (.100) with runners in scoring position and two outs...had a 1.65 ERA and 30 strikeouts against nine walks in 32.2 innings pitched over eighth appearances (five starts) away from home...had a 1.20 ERA in 52.1 innings pitched prior to the sixth inning...pitched 5.0 innings in a starting role, allowing four hits, no earned runs, and no walks with five strikeouts against Maine on Feb. 24...pitched 6.0 innings in a starting role, allowing four hits, one run, and two walks with seven strikeouts against #2 South Carolina at Charleston, SC on Mar. 2...pitched 6.2 innings in a starting role, allowing five hits and three runs with nine strikeouts to earn the win against Boston College on Mar. 16...pitched 6.0 innings in a starting role, allowing four hits, one run, and one walk with three strikeouts at Duke on Apr. 6...pitched 7.0 innings in a starting role, allowing five hits, no runs, and two walks with eight strikeouts at Maryland on Apr. 20; he was pitching less than 25 miles from his hometown...pitched 5.2 innings in a starting role, allowing four hits, two runs, and one walk with three strikeouts at Georgia Tech on Apr. 27; he left the game in the sixth inning with a hamstring strain and missed the next 21 days...pitched a scoreless seventh inning with two strikeouts against no walks at Wake Forest on May 19...pitched 1.2 innings in relief, allowing one hit and no runs with two strikeouts against #1 Florida State in the ACC Tournament on May 25...preseason All-ACC by [SEBaseball.com](#)...#86 overall prospect and #42 college prospect for the 2012 draft in the preseason by **Baseball America**...#95 overall prospect for the 2012 draft in the preseason by **Perfect Game**...#39 junior in the nation in the preseason by **Baseball America**...#43 junior in the nation in the preseason by **Perfect Game**...#7 prospect in the ACC for the 2012 draft in the preseason by **Baseball America**.

**2011:** Drafted in the 17th round (#518 overall pick) by the Cleveland Indians...All-ACC Academic team member...had a 2-0 record and 3.86 ERA in 10 appearances (three starts)...in 23.1 innings pitched, he allowed 19 hits (.218 opponents' batting average) and one walk with 33 strikeouts...did not allow a steal in one attempt...Clemson had a 3-0 record in his three starts...had a 2-0 record, 1.10 ERA, .155 opponents' batting average, and 23 strikeouts against only one walk in his three starts...pitched 5.1 innings in a starting role, allowing two hits, one run, and one walk with 10 strikeouts to earn the win against Eastern Michigan on Feb. 20...pitched 7.0 innings in a starting role, allowing four hits, no runs, and no walks with nine strikeouts to earn the win against Michigan State at Greenville, SC on Feb. 27; he allowed only two runners past first base and none past second base; he faced only two batters over the minimum...pitched 4.0 innings in a starting role, allowing three hits, one run, and no walks with four strikeouts against #4 South Carolina on Mar. 6; he suffered a forearm muscle strain prior to the fifth inning and missed 71 days...pitched a perfect inning in relief with one strikeout against Davidson on May 17...retired all five batters he faced in relief with four strikeouts at #4 Florida State on May 20...#14 prospect in the ACC for the 2011 draft in the preseason by **Perfect Game**...played for Bourne in the Cape Cod League in the summer, where he was 0-0 with an 0.00 ERA in 2.0 innings pitched over two relief appearances; he allowed two hits and no walks with five strikeouts.

**2010:** All-ACC Academic team member...had a 1-0 record, one save, and a 4.58 ERA in 22 appearances (two starts)...in 37.1 innings pitched, he allowed 47 hits and eight walks with 45 strikeouts...allowed only two home runs...led the team in strikeout-to-walk ratio (5.6-to-1) and strikeouts per nine innings pitched (10.8)...had two pickoffs...had a 4.20 ERA and 39 strikeouts against only six walks in 30.0 innings pitched over 20 relief appearances...allowed just one of his 15 inherited baserunners to score...in his last 16 appearances, all out of the bullpen, he allowed only two walks with 25 strikeouts in 21.0 innings pitched...pitched 3.1 innings in a starting role, allowing three hits, one earned run, and no walks with one strikeout to earn his first career win against Furman on Feb. 21...pitched 2.0 scoreless innings in relief with five strikeouts against Gardner-Webb on Mar. 11...pitched 5.0 innings in relief, allowing four hits and two earned runs with eight strikeouts at Charlotte on Mar. 16...pitched 1.2 hitless and scoreless innings in relief with two strikeouts against Western Carolina on Apr. 14...pitched 1.1 scoreless innings in relief with two strikeouts against Florida Gulf Coast on May 1...pitched a hitless and scoreless inning in relief with two strikeouts at Wake Forest on May 15...pitched 2.1 innings in relief, allowing no walks with six strikeouts against N.C. State in the ACC Tournament on May 26...pitched 2.0 perfect innings in relief with four strikeouts against #6 Georgia Tech in the ACC Tournament on May 29; in 4.1 innings pitched over two relief appearances in the ACC Tournament, he allowed three hits and no walks with 10 strikeouts...pitched 3.0 innings in relief, allowing no runs and no walks with three strikeouts to record his first career save at #14 Auburn in the Auburn Regional on June 7...induced a double play against the only batter he faced against #5 South Carolina in the College World Series on June 26...#95 prospect for the 2011 draft in the preseason by **Perfect Game**...#10 prospect in the ACC for the 2011 draft in the preseason by **Baseball America**...played for Bourne in the Cape Cod League in the summer, where he was 4-0 with an 0.97 ERA in 9.1 innings pitched over six relief appearances; he allowed just five hits and three walks with 12 strikeouts.

**2009:** Had an 0-0 record and 1.69 ERA in four appearances (three starts)...in 10.2 innings pitched, he allowed nine hits (.225 opponents' batting average) and five walks with eight strikeouts...Clemson had a 3-0 record in his three starts...allowed just one extra-base hit (triple)...had a .143 opponents' batting average with runners on base and .083 opponents' batting average with runners in scoring position...did not pitch after March 11 and received

a medical red-shirt...pitched 1.1 scoreless innings in relief in his first career outing as a Tiger against Charlotte on Feb. 21...#4 newcomer in the ACC in the preseason by **Baseball America**...#37 freshman in the nation in the preseason by **Baseball America**...played for Youse in the Cal Ripken Collegiate Baseball League in the summer, where he had a 2-2 record and 1.53 ERA in 29.1 innings pitched over five starts; pitched two complete games and allowed just 17 hits (.162 opponents' batting average), no homers, and five walks with 38 strikeouts; named to the league's All-Star team; named the league's #1 prospect by **Baseball America** and **PG Crosschecker**.

**Before Clemson:** Drafted in the 44th round (#1316 overall pick) by the Baltimore Orioles in 2008...All-League member and #3 prospect in the Cal Ripken Collegiate Baseball League...all-state standout at Gaithersburg High School...had a 19-2 record, 1.05 ERA, and 249 strikeouts in 140.2 innings pitched in his career...appeared in **Sports Illustrated's** "Faces in the Crowd"...Rawlings Player-of-the-Year in Maryland as a senior...All-Extra Montgomery County Player-of-the-Year as a senior...all-metro selection as a junior and senior...had a 7-0 record, 0.29 ERA, and 98 strikeouts against only eight walks in 48.1 innings pitched as a senior...#1 prospect in Maryland by **Perfect Game**...**Washington Post** Player-of-the-Year and First-Team All-Metro selection as a junior...had a 9-0 record, 0.84 ERA, and 112 strikeouts as a junior...pitched a perfect game as a junior...hit .429 with an .825 slugging percentage and .565 on-base percentage as a junior...East Coast Pro Showcase selection...lettered three times in baseball and once in swimming at Gaithersburg High, where he was coached by Jason Woodward.

**Personal:** Three-time member of the ACC Academic Honor Roll...majoring in special education...born Kevin Michael Brady on Sept. 7, 1990 in Gaithersburg, MD.

## Brady's Overall Stats

Year	ERA	W-L	G-GS	CG	SHO	SV	IP	H	R	ER	BB	SO
2009	1.69	0-0	4-3	0	0	0	10.2	9	2	2	5	8
2010	4.58	1-0	22-2	0	0	1	37.1	47	23	19	8	45
2011	3.86	2-0	10-3	0	0	0	23.1	19	10	10	1	33
2012	2.54	1-3	14-11	0	0	0	63.2	54	22	18	24	62
<b>Totals</b>	<b>3.27</b>	<b>4-3</b>	<b>50-19</b>	<b>0</b>	<b>0</b>	<b>1</b>	<b>135.0</b>	<b>129</b>	<b>57</b>	<b>49</b>	<b>38</b>	<b>148</b>

## Brady's ACC Regular-Season Stats

Year	ERA	W-L	G-GS	CG	SHO	SV	IP	H	R	ER	BB	SO
2010	8.44	0-0	5-0	0	0	0	5.1	9	5	5	0	5
2011	6.75	0-0	2-0	0	0	0	2.2	3	2	2	0	4
2012	3.14	1-2	9-8	0	0	0	43.0	36	17	15	18	41
<b>Totals</b>	<b>3.88</b>	<b>1-2</b>	<b>16-8</b>	<b>0</b>	<b>0</b>	<b>0</b>	<b>51.0</b>	<b>48</b>	<b>24</b>	<b>22</b>	<b>18</b>	<b>50</b>

## Brady's ACC Tournament Stats

Year	ERA	W-L	G-GS	CG	SHO	SV	IP	H	R	ER	BB	SO
2010	6.23	0-0	2-0	0	0	0	4.1	3	3	3	0	10
2011	0.00	0-0	2-0	0	0	0	1.1	1	0	0	0	2
2012	0.00	0-0	1-0	0	0	0	1.2	1	0	0	2	2
<b>Totals</b>	<b>3.68</b>	<b>0-0</b>	<b>5-0</b>	<b>0</b>	<b>0</b>	<b>0</b>	<b>7.1</b>	<b>5</b>	<b>3</b>	<b>3</b>	<b>2</b>	<b>14</b>

## Brady's NCAA Tournament Stats

Year	ERA	W-L	G-GS	CG	SHO	SV	IP	H	R	ER	BB	SO
2010	6.23	0-0	3-0	0	0	1	4.1	9	5	3	1	4
2011	27.00	0-0	2-0	0	0	0	2.0	6	6	6	0	3
2012	3.00	0-1	1-0	0	0	0	3.0	5	1	1	0	3
<b>Totals</b>	<b>9.64</b>	<b>0-1</b>	<b>6-0</b>	<b>0</b>	<b>0</b>	<b>1</b>	<b>9.1</b>	<b>20</b>	<b>12</b>	<b>10</b>	<b>1</b>	<b>10</b>



## #4 Thomas Brittle

OF • L-L • 5-8 • 170 • \*Jr. • RS  
Cross, SC • College of Charleston

Second-year Tiger who played in his first active season at Clemson...one of the fastest players on the team...excellent bunter...has made many diving catches to save hits and runs...was the team's #2 batter in the lineup during the second half of the 2012 season...a career .292 hitter with a .386 on-base percentage in 134 games (71 starts) over three active seasons (two at College of Charleston and one at Clemson) at the collegiate level...has 12 doubles, eight triples, four homers,

48 RBIs, 74 runs, 32 walks, 16 hit-by-pitches, and 31 steals.

**2012:** Second-Team All-ACC selection...All-ACC Academic team member...hit .298 with 43 runs, nine doubles, an ACC-tying-high and team-high eight triples, two homers, 36 RBIs, a .384 on-base percentage, 22 walks, 11 hit-by-pitches, and a team-high 15 steals in 58 games (56 starts in centerfield)...his eight triples tied for fifth-most in school history and were the most by a Tiger since 1995...his 11 hit-by-pitches tied for 10th-most in school history...tied for 10th in the nation in triples and 16th in triples per game (0.14)...tied for ninth in the ACC in steals...hit an ACC-high five triples in ACC regular-season games...had a team-high nine bunt singles...had a team-high nine outfield assists...had 15 multi-hit games, including six games with at least three hits...hit .349 with runners on base...hit .374 with four doubles, five triples, two homers, and a team-high 23 RBIs in 19 April games...had five consecutive multi-hit games in April...had a 22-game hitting streak from April to May; it tied

for the eighth-longest hitting streak in school history...reached base safely in 26 consecutive games from April to May...went 2-for-3 with a double, two runs, and a walk in the first game of a doubleheader against UAB on Feb. 18...went 1-for-2 with a run, two walks, and three outfield assists in the second game of a doubleheader against UAB on Feb. 18...went 3-for-5 with a run against Maine on Feb. 24...went 1-for-2 with a triple, two runs, one RBI, three walks, and one steal against Maine on Feb. 25...suffered a lacerated finger against Boston College on Mar. 18 and missed seven starts...went 2-for-3 with the go-ahead sacrifice fly in the sixth inning and a steal against #7 Miami (FL) on Mar. 30; it was his first start after suffering his finger injury...went 2-for-4 with a three-run triple and two runs against Western Carolina on Apr. 4...went 4-for-6 with a double, triple, five RBIs, and three runs at Duke on Apr. 7; he was 7-for-16 (.438) with five RBIs and three runs in the series...went 3-for-4 with a team-tying-season-high four runs, a hit-by-pitch, and steal against Furman at Greenville, SC (Fluor Field) on Apr. 10...went 3-for-5 a homer, double, three RBIs, and two runs against Georgia on Apr. 11...went 4-for-7 with two RBIs, three runs, and a walkoff single in the 12th inning against #17 N.C. State on Apr. 13; he also tied the score in the eighth inning with an RBI fielder's choice; he had seven hits, three RBIs, three runs, and two steals in the series...hit a walkoff single in the ninth inning against Charleston Southern on Apr. 17...went 2-for-4 with two runs, a walk, and steal in the first game of a doubleheader at Maryland on Apr. 21...went 2-for-5 with a triple and two RBIs in the second game of a doubleheader at Maryland on Apr. 21...went 2-for-6 with a triple and two RBIs at Georgia Tech on Apr. 28...lined a two-out, run-scoring single in the 11th inning to tie the score and extend his hitting streak to 19 games against College of Charleston on May 5; it came against his former team...went 3-for-5 with a triple, two RBIs, and two runs against College of Charleston on May 6...threw out the potential game-winning run at the plate in the ninth inning with the score tied at #2 South Carolina in the Columbia Regional on June 2...went 1-for-3 with a run, two walks, and a team-season-high three steals against Coastal Carolina in the Columbia Regional on June 3; the three steals tied a school record in an NCAA Tournament game; he had four steals in the Columbia Regional.

**2011:** Sat out due to NCAA transfer rules.

**Before Clemson:** Played the 2009 and 2010 seasons at College of Charleston under Head Coach Monte Lee...was 21-for-77 (.273) with 31 runs, two homers, 12 RBIs, and 16 steals in 76 games (15 starts) at College of Charleston...was 18-for-68 (.265) with two homers, two doubles, 10 RBIs, 23 runs, and 14 steals in 47 games (15 starts) in 2010...was 3-for-9 (.333) with a double, two RBIs, eight runs, three walks, and two steals in 29 games off the bench in 2009...lettered five times in baseball at Berkeley High School, where he was coached by Shane Todd...played in the North-South All-Star game after his senior season.

**Personal:** His brother, Owen, was his teammate at College of Charleston in 2009 and 2010...majoring in community recreation, sport, & camp management...born Thomas David Brittle on Nov. 29, 1989 in Charleston, SC.

## Brittle's Overall Stats

Year	AVG	G-GS	AB	R	H	2B	3B	HR	RBI	TB	BB	HBP	SF	OB%	SB
2009*	.333	29-0	9	8	3	1	0	0	2	4	3	0	0	.500	2-3
2010*	.265	47-15	68	23	18	2	0	2	10	26	7	5	0	.375	14-16
2012	.298	58-56	228	43	68	9	8	2	36	99	22	11	2	.384	15-18
<b>Totals</b>	<b>.292</b>	<b>134-71</b>	<b>305</b>	<b>74</b>	<b>89</b>	<b>12</b>	<b>8</b>	<b>4</b>	<b>48</b>	<b>129</b>	<b>32</b>	<b>16</b>	<b>2</b>	<b>.386</b>	<b>31-37</b>

\* - College of Charleston

## Brittle's ACC Regular-Season Stats

Year	AVG	G-GS	AB	R	H	2B	3B	HR	RBI	TB	BB	HBP	SF	OB%	SB
2012	.305	29-27	118	16	36	5	5	1	17	54	6	3	1	.352	6-7


## Brittle's ACC Tournament Stats

Year	AVG	G-GS	AB	R	H	2B	3B	HR	RBI	TB	BB	HBP	SF	OB%	SB
2012	.154	3-3	13	1	2	1	0	0	0	3	0	0	0	.154	0-0

## Brittle's NCAA Tournament Stats

Year	AVG	G-GS	AB	R	H	2B	3B	HR	RBI	TB	BB	HBP	SF	OB%	SB
2010*	----	2-0	0	0	0	0	0	0	0	0	0	0	0	----	0-0
2012	.235	4-4	17	4	4	1	0	0	3	5	2	1	0	.350	4-5
<b>Totals</b>	<b>.235</b>	<b>6-4</b>	<b>17</b>	<b>4</b>	<b>4</b>	<b>1</b>	<b>0</b>	<b>0</b>	<b>3</b>	<b>5</b>	<b>2</b>	<b>1</b>	<b>0</b>	<b>.350</b>	<b>4-5</b>

\* - College of Charleston



## #36 Matt Campbell

RHP • R-R • 5-11 • 185 • So. • 1VL

Alpharetta, GA • Northview HS

Hard-throwing righthander who has been one of the team's top relievers...in 48.2 innings pitched over 29 relief appearances and two seasons, he has a 2-2 record, four saves, and a 2.77 ERA while allowing 31 hits (.185 opponents' batting average) and 26 walks with 54 strikeouts.

**2012:** Had a 1-2 record, two saves, and a 2.49 ERA in 13 relief appearances...in 25.1 innings pitched, he allowed 19 hits (team-best .211 opponents' batting average), including

only four extra-base hits, and 11 walks with 29 strikeouts...had a 2.13 ERA, one save, and

a .159 opponents' batting average along with 18 strikeouts in 12.2 innings pitched over seven relief appearances in ACC regular-season games...in 8.1 innings pitched over six relief appearances away from home, he allowed only two singles (.077 opponents' batting average) and one run (1.08 ERA)...had an 0.71 ERA and a .143 opponents' batting average in 12.2 innings pitched over five relief appearances against top-25 ranked teams...held lefthanded batters to a .158 batting average...did not allow a steal...pitched 3.1 innings in relief, allowing one hit, no runs, and no walks with three strikeouts against #2 South Carolina at Charleston, SC on Mar. 2...pitched 2.0 innings in a starting role, allowing one hit and no runs with two strikeouts against #6 North Carolina on Mar. 9...pitched 2.0 innings in relief, allowing one hit with three strikeouts to record the save against Boston College on Mar. 16...pitched a perfect ninth inning with a strikeout to record the save against Elon at Greenville, SC on Mar. 21...pitched 1.1 perfect innings in relief at #18 Georgia on Mar. 27...pitched 4.0 innings in relief, allowing one hit, no runs, and no walks with seven strikeouts to earn the win against #7 Miami (FL) on Mar. 30...pitched 2.1 innings in relief, allowing no hits and one run with four strikeouts at Georgia Tech on Apr. 27; he left the game in the ninth inning with a "Lat" strain and missed the rest of the season.

**2011:** All-ACC Academic team member...had a 1-0 record, two saves, and a 3.09 ERA in 16 relief appearances...in 23.1 innings pitched, he allowed 12 hits (.154 opponents' batting average), no homers, and 15 walks with 25 strikeouts...in 10.2 innings pitched over seven relief appearances in ACC regular-season games, he had one save and allowed five hits (.143 opponents' batting average) and four earned runs (3.38 ERA) with 13 strikeouts...held righthanded batters to a .125 batting average...held opponents to 0-for-25 with two outs...had a .122 opponents' batting average with runners on base and .111 batting average with runners in scoring position...in 6.0 innings pitched in the ninth inning, he allowed just two hits and no runs with nine strikeouts...allowed only four of 16 inherited baserunners to score...pitched 2.0 hitless and scoreless innings in relief with two strikeouts against Charleston Southern on Feb. 26; it was his first career appearance...struck out all three batters he faced in relief against Duke on Mar. 19...pitched 1.2 innings in relief, allowing no hits, no runs, and no walks with a strikeout against Duke on Mar. 20...pitched 2.1 innings in relief, allowing no hits and no earned runs with four strikeouts against Wake Forest on Apr. 23...pitched a scoreless ninth inning with two strikeouts in the second game of a doubleheader against Gardner-Webb on May 7...pitched 1.2 hitless and scoreless innings in relief to record his first career save against Furman at Greenville, SC (Fluor Field) on May 10...pitched 2.0 hitless and scoreless innings in relief with three strikeouts to record the save in the second game of a doubleheader at Virginia Tech on May 14...pitched 2.1 innings in relief, allowing one hit, no runs, and no walks with one strikeout to earn his first career win against N.C. State in the ACC Tournament on May 28...played for Florence in the Coastal Plain League in the summer, where he was 1-0 with a league-best 1.19 ERA and .152 opponents' batting average in 45.1 innings pitched over eight appearances (six starts); he allowed only 23 hits and 17 walks with 41 strikeouts; named CPL Co-Pitcher-of-the-Week on July 20...rated as the #42 prospect in the Coastal Plain League by **Perfect Game**.

**Before Clemson:** Preseason honorable mention All-American by **Under Armour** as a senior at Northview High School...first-team all-region as a junior...team defensive MVP as a junior...lettered three times in baseball at Northview High, where he was coached by Joshua Bartlett.

**Personal:** Member of the ACC Academic Honor Roll in 2010-11...majoring in community recreation, sport, & camp management...born Matthew Scott Campbell on Sept. 28, 1991 in Alpharetta, GA.

## Campbell's Overall Stats

Year	ERA	W-L	G-GS	CG	SHO	SV	IP	H	R	ER	BB	SO
2011	3.09	1-0	16-0	0	0	2	23.1	12	9	8	15	25
2012	2.49	1-2	13-0	0	0	2	25.1	19	8	7	11	29
<b>Totals</b>	<b>2.77</b>	<b>2-2</b>	<b>29-0</b>	<b>0</b>	<b>0</b>	<b>4</b>	<b>48.2</b>	<b>31</b>	<b>17</b>	<b>15</b>	<b>26</b>	<b>54</b>

## Campbell's ACC Regular-Season Stats

Year	ERA	W-L	G-GS	CG	SHO	SV	IP	H	R	ER	BB	SO
2011	3.38	0-0	7-0	0	0	1	10.2	5	5	4	7	13
2012	2.13	1-1	7-0	0	0	1	12.2	7	4	3	9	18
<b>Totals</b>	<b>2.70</b>	<b>1-1</b>	<b>14-0</b>	<b>0</b>	<b>0</b>	<b>2</b>	<b>23.1</b>	<b>12</b>	<b>9</b>	<b>7</b>	<b>16</b>	<b>31</b>

## Campbell's ACC Tournament Stats


Year	ERA	W-L	G-GS	CG	SHO	SV	IP	H	R	ER	BB	SO
2011	0.00	1-0	1-0	0	0	0	2.1	1	0	0	0	1

## Campbell's NCAA Tournament Stats

Year	ERA	W-L	G-GS	CG	SHO	SV	IP	H	R	ER	BB	SO
2011	10.13	0-0	1	0	0	0	2.2	2	3	3	2	2



# TIGER BIOS



## #37 Kevin Caughman

INF • R-R • 5-11 • 180 • \*So. • 1VL  
Martinez, GA • Evans HS

Original walk-on who has provided depth in the infield...a career .091 hitter with a .333 on-base percentage in 16 games (all off the bench) over three active seasons...has one double, one RBI, three walks, and one hit-by-pitch...one of the team's best students in the classroom.

**2012:** Was 0-for-1 with two walks and a .667 on-base percentage in three games (all off the bench)...came off the bench and walked twice against Holy Cross on Mar. 7.

**2011:** Was 1-for-8 (.125) with a double, RBI, walk, and .222 on-base percentage nine games, all off the bench...played in two ACC regular-season games and had one putout...was 1-for-5 as a pinch-hitter...hit a pinch-hit, run-scoring double in the second game of a doubleheader against Gardner-Webb on May 7; it was his first career hit.

**2010:** Was 0-for-2 with a hit-by-pitch in three plate appearances and four games off the bench...was hit-by-pitch against Boston College on Apr. 4; he suffered a hand injury on the play and missed the rest of the season...received a medical red-shirt.

**Before Clemson:** All-region, all-area, and all-county selection as a senior at Evans High School...region MVP runnerup and team MVP as a senior...lettered three times in baseball at Evans High, where he was coached by Ricky Beale.


**Personal:** Two-time member of the ACC Academic Honor Roll...majoring in financial management...born Kevin Barnes Caughman on July 2, 1991 in Augusta, GA.

### Caughman's Overall Stats

Year	AVG	G-GS	AB	R	H	2B	3B	HR	RBI	TB	BB	HBP	SF	OB%	SB
2010	.000	4-0	2	0	0	0	0	0	0	0	0	1	0	.333	0-0
2011	.125	9-0	8	0	1	1	0	0	1	2	1	0	0	.222	0-0
2012	.000	3-0	1	0	0	0	0	0	0	0	2	0	0	.667	0-0
<b>Totals</b>	<b>.091</b>	<b>16-0</b>	<b>11</b>	<b>0</b>	<b>1</b>	<b>1</b>	<b>0</b>	<b>0</b>	<b>1</b>	<b>2</b>	<b>3</b>	<b>1</b>	<b>0</b>	<b>.333</b>	<b>0-0</b>

### Caughman's ACC Regular-Season Stats

Year	AVG	G-GS	AB	R	H	2B	3B	HR	RBI	TB	BB	HBP	SF	OB%	SB
2010	-----	1-0	0	0	0	0	0	0	0	0	0	1	0	1.000	0-0
2011	-----	2-0	0	0	0	0	0	0	0	0	0	0	0	-----	0-0
<b>Totals</b>	<b>-----</b>	<b>3-0</b>	<b>0</b>	<b>0</b>	<b>0</b>	<b>0</b>	<b>0</b>	<b>0</b>	<b>0</b>	<b>0</b>	<b>0</b>	<b>1</b>	<b>0</b>	<b>1.000</b>	<b>0-0</b>



## #32 Andrew Cleveland

C • R-R • 5-11 • 180 • Fr. • HS  
Moore, SC • James F. Byrnes HS

Freshman catcher who served as a reserve in his first season at Clemson.

**2012:** Was 0-for-1 in two games (both off the bench)...played against Holy Cross on Mar. 7 and against Furman on May 15.

**Before Clemson:** All-region selection as a junior and senior...named Best Defensive Player as a sophomore, junior, and senior...member of the Upperstate championship team as a junior and senior...offensive MVP of his football team as a senior...member of the state championship football team as a sophomore, runner-up team as a junior, and championship team as a senior...lettered four times in baseball and three times in football at James F. Byrnes High, where he was coached by Dwayne Haun.

**Personal:** His brother, Daniel, was a linebacker on the football team at Presbyterian College in 2009...majoring in psychology...born Andrew Wayne Cleveland on Dec. 10, 1992 in Spartanburg, SC.

### Cleveland's Overall Stats

Year	AVG	G-GS	AB	R	H	2B	3B	HR	RBI	TB	BB	HBP	SF	OB%	SB
2012	.000	2-0	1	0	0	0	0	0	0	0	0	0	0	.000	0-0

## #5 Joe Costigan

OF • L-R • 5-11 • 200 • So. • 1VL  
Naples, FL • Barron Collier HS

Sophomore outfielder who has seen limited action...was the team's best pinch-hitter in 2012...a career .283 hitter with a .418 on-base percentage in 44 games (eight starts) over two seasons...has four doubles, 11 RBIs, seven runs, eight walks, and five hit-by-pitches...is 8-for-24 (.333) with six RBIs as a pinch-hitter in his career...has reached base in all four of his plate appearances (double, walk, and two hit-by-pitches) in his five NCAA Tournament games.

**2012:** Hit .289 with five runs, four doubles, seven RBIs, a .377 on-base percentage, five walks, and two hit-by-pitches in 30 games (eight starts, including five as the DH, two in left

field, and one in right field)...hit .391 with runners on base and .462 with runners in scoring position...was 7-for-18 (.389) with two doubles, three RBIs, and a .476 on-base percentage as a pinch-hitter...hit a team-high .417 with four doubles and three RBIs in his 22 games off the bench...was 2-for-3 with a double, walk, and hit-by-pitch in five postseason games...hit a team-high .323 in day games...was 5-for-16 (.313) with a .421 on-base percentage against top-25 ranked teams...hit a pinch-hit single at #2 South Carolina on Mar. 3...went 1-for-4 with an RBI, a run, and walk against #2 South Carolina on Mar. 4; it was his first career start...hit a pinch-hit, run-scoring double against Boston College on Mar. 16...hit a two-run single with a walk against Boston College on Mar. 18...hit a pinch-hit single and scored a run at Virginia on Mar. 23...came off the bench and went 2-for-2 against #17 N.C. State on Apr. 14...came off the bench to go 2-for-2 with a double, two RBIs, and a run against Tennessee Tech on May 8; his two-out, two-run single in the seventh inning sparked Clemson's comeback...came off the bench to hit a double and scored a run against Furman on May 15...hit a key pinch-hit single in the eighth inning against #1 Florida State in the ACC Tournament on May 25...hit a pinch-hit double against Coastal Carolina in the Columbia Regional on June 1.

**2011:** Was 2-for-8 (.250) with two runs, four RBIs, three walks, three hit-by-pitches, and a .571 on-base percentage in 14 games, all off the bench...had three putouts without committing an error...was 2-for-5 with runners in scoring position...was 2-for-2 with four RBIs and a walk with the bases loaded...had his first career hit along with an RBI off the bench against Charleston Southern on Feb. 26...hit a pinch-hit, two-run single in the first game of a doubleheader against Gardner-Webb on May 7...played for Wilson in the Coastal Plain League in the summer, where he hit .299 with 23 runs, eight doubles, one triple, two homers, and 21 RBIs in 48 games...rated as the #36 prospect in the Coastal Plain League by **Perfect Game**.

**Before Clemson:** Rated as the #33 prospect in Florida and the #221 prospect in the nation by **Perfect Game**...all-area, all-county, and all-conference as a senior at Barron Collier High School...team captain as a junior and senior...preseason honorable mention All-American by **Perfect Game** and **Under Armour** as a senior...all-county and all-conference selection as a sophomore...from the same high school that produced Tiger first-baseman Andy D'Alessio (2004-07) and Tiger outfielder Jeff Schaus (2008-11)...lettered four times in baseball at Barron Collier High, where he was coached by Dan Maurer.

**Personal:** Majoring in sociology...born Joseph Jeffrey Costigan on June 16, 1991 in Akron, OH.

### Costigan's Overall Stats

Year	AVG	G-GS	AB	R	H	2B	3B	HR	RBI	TB	BB	HBP	SF	OB%	SB
2011	.250	14-0	8	2	2	0	0	0	4	2	3	3	0	.571	0-0
2012	.289	30-8	45	5	13	4	0	0	7	17	5	2	1	.377	0-0
<b>Totals</b>	<b>.283</b>	<b>44-8</b>	<b>53</b>	<b>7</b>	<b>15</b>	<b>4</b>	<b>0</b>	<b>0</b>	<b>11</b>	<b>19</b>	<b>8</b>	<b>5</b>	<b>1</b>	<b>.418</b>	<b>0-0</b>

### Costigan's ACC Regular-Season Stats

Year	AVG	G-GS	AB	R	H	2B	3B	HR	RBI	TB	BB	HBP	SF	OB%	SB
2011	.000	5-0	2	0	0	0	0	0	0	0	1	2	0	.600	0-0
2012	.250	11-5	20	1	5	1	0	0	3	6	1	1	0	.318	0-0
<b>Totals</b>	<b>.227</b>	<b>16-5</b>	<b>22</b>	<b>1</b>	<b>5</b>	<b>1</b>	<b>0</b>	<b>0</b>	<b>3</b>	<b>6</b>	<b>2</b>	<b>3</b>	<b>0</b>	<b>.370</b>	<b>0-0</b>

### Costigan's ACC Tournament Stats

Year	AVG	G-GS	AB	R	H	2B	3B	HR	RBI	TB	BB	HBP	SF	OB%	SB
2012	.500	2-0	2	0	1	0	0	0	0	1	0	0	0	.500	0-0

### Costigan's NCAA Tournament Stats

Year	AVG	G-GS	AB	R	H	2B	3B	HR	RBI	TB	BB	HBP	SF	OB%	SB
2011	-----	2-0	0	0	0	0	0	0	0	0	0	1	0	1.000	0-0
2012	1.000	3-0	1	0	1	1	0	0	0	2	1	1	0	1.000	0-0
<b>Totals</b>	<b>1.000</b>	<b>5-0</b>	<b>1</b>	<b>0</b>	<b>1</b>	<b>1</b>	<b>0</b>	<b>0</b>	<b>0</b>	<b>2</b>	<b>1</b>	<b>2</b>	<b>0</b>	<b>1.000</b>	<b>0-0</b>



## #10 Mike Dunster

INF • L-R • 5-10 • 180 • So. • 1VL  
Greenwich, CT • Greenwich HS

Reserve infielder who has been used primarily as a pinch-hitter...a career .310 hitter with a .420 on-base percentage in 31 games (seven starts) over two seasons...has three doubles, six RBIs, eight runs, and eight walks...has four putouts and seven assists without committing an error in his career.

**2012:** Hit .233 with two runs, two doubles, four RBIs, a .324 on-base percentage, and four walks in 19 games (six starts as the DH)...had one putout and three assists without committing an error...hit .438 with runners on base, .333 with runners in scoring position, and .375 with two outs...came off the bench and hit a run-scoring double against Holy Cross on Mar. 7...went 3-for-4 with a double and three RBIs in his first start of the season against Elon at Greenville, SC on Mar. 21...went 2-for-3 against Charleston Southern on Apr. 17...hit a one-out, pinch-hit single in the ninth inning with Clemson trailing 7-6 and scored the winning run on Jon McGibbon's walkoff three-run homer against #1 Florida State in the ACC Tournament on May 25.

**2011:** Was 6-for-12 (.500) with six runs, one double, two RBIs, four walks, and a .625 on-base percentage in 12 games (one start as the DH)...had three putouts and four assists without committing an error...was 3-for-5 with runners on base...was 5-for-10 with a double, two RBIs, five runs, and a .615 on-base percentage in his 11 games off the bench...was 4-for-4 with five runs, one double, two RBIs, and three walks in five non-ACC regular-season games; he reached base via a hit or walk in all seven of his plate appearances...was 5-for-8 with a double, two RBIs, five runs, and a .727 on-base percentage in nine home games...was 4-for-5 with a double, two RBIs, five runs, and an .875 on-base percentage in four May games...hit a single in his first career plate appearance against Elon on Mar. 23...came off the bench, walked, and scored a run against Western Carolina on Apr. 6...hit a pinch-hit, two-run double in the first game of a doubleheader against Gardner-Webb on May 7...came off the bench and went 1-for-1 with a run and walk in the second game of a doubleheader against Gardner-Webb on May 7...went 1-for-2 with a run and walk in the second game of a doubleheader at Virginia Tech on May 14; his leadoff walk in the eighth inning with the score tied 3-3 set up Brad Miller's go-ahead three-run homer; it was his first career start...went 1-for-1 with two runs and a walk off the bench against Davidson on May 17...hit a pinch-hit single against Sacred Heart in the Clemson Regional on June 3...played for North Shore in the New England Collegiate Baseball League in the summer, where he hit .205 with 13 runs, four doubles, one homer, eight RBIs, and seven steals in 24 games.

**Before Clemson:** Team offensive MVP at Greenwich High School...played in the Connecticut High School All-Star game...lettered three times in baseball and three times in football at Greenwich High, where he was coached by Mike Mora.

**Personal:** His mother, Susan, was a swimmer at South Carolina and his father, Michael, played football at Vanderbilt...majoring in pre-business...born Michael Edward Dunster on May 31, 1992 in Greenwich, CT.

## Dunster's Overall Stats

Year	AVG	G-GS	AB	R	H	2B	3B	HR	RBI	TB	BB	HBP	SF	OB%	SB
2011	.500	12-1	12	6	6	1	0	0	2	7	4	0	0	.625	0-0
2012	.233	19-6	30	2	7	2	0	0	4	9	4	0	0	.324	0-0
<b>Totals</b>	<b>.310</b>	<b>31-7</b>	<b>42</b>	<b>8</b>	<b>13</b>	<b>3</b>	<b>0</b>	<b>0</b>	<b>6</b>	<b>16</b>	<b>8</b>	<b>0</b>	<b>0</b>	<b>.420</b>	<b>0-0</b>

## Dunster's ACC Regular-Season Stats

Year	AVG	G-GS	AB	R	H	2B	3B	HR	RBI	TB	BB	HBP	SF	OB%	SB
2011	.167	5-1	6	1	1	0	0	0	0	1	1	0	0	.286	0-0
2012	.000	6-2	9	0	0	0	0	0	0	0	2	0	0	.182	0-0
<b>Totals</b>	<b>.067</b>	<b>11-3</b>	<b>15</b>	<b>1</b>	<b>1</b>	<b>0</b>	<b>0</b>	<b>0</b>	<b>0</b>	<b>1</b>	<b>3</b>	<b>0</b>	<b>0</b>	<b>.222</b>	<b>0-0</b>

## Dunster's ACC Tournament Stats

Year	AVG	G-GS	AB	R	H	2B	3B	HR	RBI	TB	BB	HBP	SF	OB%	SB
2012	1.000	1-0	1	1	1	0	0	0	0	1	0	0	0	1.000	0-0

## Dunster's NCAA Tournament Stats

Year	AVG	G-GS	AB	R	H	2B	3B	HR	RBI	TB	BB	HBP	SF	OB%	SB
2011	.500	2-0	2	0	1	0	0	0	0	1	0	0	0	.500	0-0



## #3 Brad Felder

OF • L-L • 6-0 • 200 • \*Gr. • TR  
Bowman, SC • The Citadel

Had the rare combination of outstanding strength and speed...one of the team's top power hitters...a career .255 hitter with a .340 on-base percentage in 205 games (181 starts) over four active seasons (three at The Citadel and one at Clemson) at the collegiate level...had 27 doubles, 10 triples, 25 homers, 94 RBIs, 139 runs, 75 walks, 17 hit-by-pitches, and 47 steals.

**2012:** Hit .263 with 32 runs, eight doubles, seven homers, 26 RBIs, a .338 on-base percentage, 19 walks, two hit-by-pitches, and 11 steals in 54 games (45 starts in right field)...hit .276 with five homers, six doubles, 14 RBIs, and three steals in 23 ACC regular-season games (20 starts); the five homers tied for seventh-most in the ACC...had six outfield assists...hit a team-high .297 away from home and a team-high .313 on opponents' home fields...hit a team-high .321 in the postseason and a team-high .471 in the NCAA Tournament...was 11-for-20 (.550) in the seventh inning...member of the Columbia Regional All-Tournament team after going 8-for-17 (.471) with a homer, double, two RBIs, four runs, a steal, and three outfield assists in four games...went 2-for-4 with a homer and three RBIs in the first game of a doubleheader against UAB on Feb. 18...hit a two-run homer against Boston College on Mar. 16...went 2-for-4 with a homer and two runs against Boston College on Mar. 17...hit a homer at Virginia on Mar. 23...went 2-for-4 with two runs and a walk at #18 Georgia on Mar. 27...hit the go-ahead, run-scoring single in the 11th inning at Duke on Apr. 6...hit a two-run single against Furman at Greenville, SC (Flour Field) on Apr. 10...went 1-for-2 with a homer, four RBIs, and a walk at Georgia Tech on Apr. 27; his three-run homer in the ninth inning gave Clemson a 5-2 lead...went 3-for-4 with a double, three runs, a walk, and steal at Georgia Tech on Apr. 28...went 2-for-5 with an RBI and two runs at Georgia Tech on Apr. 29; he was 6-for-11 (.545) with a homer, double, five RBIs, six runs, two walks, and a steal in the series...hit a one-out single in the 11th inning

and came around to score the tying run against College of Charleston on May 5; he also had two walks and two steals...went 2-for-3 with two RBIs, a run, and walk against College of Charleston on May 6...hit a solo homer against #1 Florida State on May 12...went 2-for-4 with two RBIs, a run, and walk in the first game of a doubleheader against #1 Florida State on May 14...went 1-for-3 with a double, two runs, and a walk in the second game of a doubleheader against #1 Florida State on May 14...went 2-for-4 with a run against Coastal Carolina in the Columbia Regional on June 1...went 3-for-5 with a homer and two runs at #2 South Carolina in the Columbia Regional on June 2...went 2-for-4 with a double, RBI, and steal against Coastal Carolina in the Columbia Regional on June 3.

**Before Clemson:** Played three seasons (2008,10,11) at The Citadel, where he hit .252 with 19 doubles, 10 triples, 18 homers, 68 RBIs, 107 runs, and 36 steals in 151 games (136 starts) under Head Coach Fred Jordan...hit .274 with eight doubles, five triples, six homers, 32 RBIs, 34 runs, and 14 steals in 53 games (49 starts) in 2011...had a team-season-long 18 game-hitting streak in 2011...hit .262 with nine doubles, four triples, 11 homers, 32 RBIs, 57 runs, and 18 steals in 63 games (63 starts) in 2010...All-Southern Conference Tournament selection in 2010...red-shirted in 2009...hit .171 with two doubles, one triple, one homer, four RBIs, 16 runs, and four steals in 35 games (24 starts) in 2008...graduated from The Citadel in May, 2011 with a degree in business administration...all-state and all-region in baseball, football, and basketball at Orangeburg Prep School...played in the SCISA Shrine Bowl as a quarterback and safety and was named defensive player-of-the-game...lettered four times in baseball, four times in football, four times in basketball, and one time in track at Orangeburg Prep School, where he was coached by Todd Layton.

**Personal:** His mother, the former Bobbie Mims, played basketball at Clemson and was inducted into the Clemson Athletic Hall of Fame in 2001; she totaled 1,448 points and 617 assists in her career from 1976-80...majoring in youth development leadership...born Bradley Lewis Felder on Mar. 17, 1989 in Orangeburg, SC.

## Felder's Overall Stats

Year	AVG	G-GS	AB	R	H	2B	3B	HR	RBI	TB	BB	HBP	SF	OB%	SB
2008*	.171	35-24	82	16	14	2	1	1	4	21	9	0	0	.253	4-6
2010*	.262	63-63	244	57	64	9	4	11	32	114	25	12	0	.359	18-22
2011*	.274	53-49	201	34	55	8	5	6	32	91	22	3	0	.354	14-16
2012	.263	54-45	175	32	46	8	0	7	26	75	19	2	2	.338	11-12
<b>Totals</b>	<b>.255</b>	<b>205-181</b>	<b>702</b>	<b>139</b>	<b>179</b>	<b>27</b>	<b>10</b>	<b>25</b>	<b>94</b>	<b>301</b>	<b>75</b>	<b>17</b>	<b>2</b>	<b>.340</b>	<b>47-56</b>

\* - The Citadel

## Felder's ACC Regular-Season Stats

Year	AVG	G-GS	AB	R	H	2B	3B	HR	RBI	TB	BB	HBP	SF	OB%	SB
2012	.276	23-20	76	17	21	6	0	5	14	42	8	0	1	.341	3-3


## Felder's ACC Tournament Stats

Year	AVG	G-GS	AB	R	H	2B	3B	HR	RBI	TB	BB	HBP	SF	OB%	SB
2012	.091	3-3	11	1	1	0	0	0	0	1	1	0	0	.167	1-1

## Felder's NCAA Tournament Stats

Year	AVG	G-GS	AB	R	H	2B	3B	HR	RBI	TB	BB	HBP	SF	OB%	SB
2010*	.231	3-3	13	1	3	0	0	0	0	3	0	1	0	.286	0-1
2012	.471	4-4	17	4	8	1	0	1	2	12	0	0	0	.471	1-1
<b>Totals</b>	<b>.367</b>	<b>7-7</b>	<b>30</b>	<b>5</b>	<b>11</b>	<b>1</b>	<b>0</b>	<b>1</b>	<b>2</b>	<b>15</b>	<b>0</b>	<b>1</b>	<b>0</b>	<b>.387</b>	<b>1-2</b>

\* - The Citadel



## #20 Scott Firth

RHP • R-R • 6-0 • 165 • Jr. • 2VL  
Buffalo Grove, IL • Adlai E. Stevenson School

Has one of the team's best arms...has been used in long relief and has made spot starts...in 134.1 innings pitched over 56 appearances (11 starts) and three seasons, he has an 11-2 record and a 2.81 ERA while allowing 129 hits (.250 opponents' batting average) and 72 walks with 107 strikeouts...lost his first career decision and has won 11 of his last 12 decisions...in 59.1 innings pitched over 21 appearances (six starts) in ACC regular-season games, he has a 6-1 record, two saves, a 3.03 ERA, and .227 opponents' batting average...two-time All-ACC Academic selection.

**2012:** Drafted in the 32nd round (#998 overall pick) by the Philadelphia Phillies...All-ACC Academic team member...won the Stowe Award, given to the team's most valuable pitcher...had a 4-0 record, a team-high three saves, and a team-best 2.09 ERA in 24 relief appearances...in 51.2 innings pitched, he allowed 44 hits (.229 opponents' batting average) and 33 walks with 44 strikeouts...his 2.09 ERA (given a minimum of 40 innings pitched) was the best by a Tiger since 1998...his 24 appearances tied for most on the team...allowed only two (solo) homers...in 26.0 innings pitched over 12 relief appearances in ACC regular-season games, he had a 3-0 record, a team-tying-high two saves, and a 3.12 ERA...had a team-best 1.47 ERA in 30.2 innings pitched over 14 relief appearances at home...had a team-best 1.30 ERA in day games...had a team-best 1.04 ERA in the postseason...held opponents to a .162 batting average with two outs and a .136 batting average with runners in scoring position and two outs...in 30.2 innings pitched over 14 relief appearances at home, he had a 2-0

# TIGER BIOS

record, two saves, and a 1.47 ERA...pitched 23.0 consecutive scoreless innings from March to April...pitched 2.0 innings in relief, allowing one hit, no runs, and no walks with four strikeouts against Maine on Feb. 26...pitched 4.0 innings in relief, allowing three hits, one run, and two walks with four strikeouts to earn the win against #2 South Carolina on Mar. 4...retired all five batters he faced in relief with three strikeouts against #6 North Carolina on Mar. 9...pitched 3.1 innings in relief, allowing two hits and no runs with three strikeouts at Western Carolina on Mar. 14...pitched 2.1 scoreless innings in relief with two strikeouts against Boston College on Mar. 18...pitched 1.2 hitless and scoreless innings in relief with two strikeouts at Virginia on Mar. 25...pitched 1.2 perfect innings in relief with two strikeouts to record his first career save against #7 Miami (FL) on Mar. 30...pitched 2.1 scoreless innings in relief against #7 Miami (FL) on Apr. 1...pitched 5.0 innings in relief, allowing three hits and no runs with two strikeouts to earn the win at Duke on Apr. 6...pitched 6.1 innings in relief, allowing two hits, one earned run, and three walks with four strikeouts to earn the win against #17 N.C. State on Apr. 13...pitched 2.0 innings in relief with two strikeouts to earn the win at Maryland on Apr. 20...pitched 3.2 innings in relief, allowing one hit, no runs, and one walk with three strikeouts against College of Charleston on May 7...pitched 2.2 innings with three strikeouts to record the save in the first game of a doubleheader against #1 Florida State on May 14...pitched 6.1 innings in relief, allowing four hits and no earned runs with two strikeouts against Georgia Tech in the ACC Tournament on May 26...pitched 2.0 innings in relief, allowing one hit and no runs with three strikeouts in the ninth inning to record the save against Coastal Carolina in the Columbia Regional on June 3...#72 player in the nation in the preseason by **College Baseball Daily**...#73 college prospect for the 2012 draft in the preseason by **Baseball America**...#259 overall prospect for the 2012 draft in the preseason by **Perfect Game**...#12 prospect in the ACC for the 2012 draft in the preseason by **Baseball America**.

**2011:** All-ACC Academic team member...had a 5-1 record and 3.06 ERA in 16 appearances (seven starts)...in 50.0 innings pitched, he allowed 42 hits (.225 opponents' batting average) and 27 walks with 38 strikeouts...had two pickoffs...in 32.1 innings pitched over eight appearances (six starts) in ACC regular-season games, he was 3-1 with a 2.78 ERA (eighth-best in the ACC) and .202 opponents' batting average (fifth-best in the ACC)...in 33.0 innings pitched over his seven starts, he had a 4-1 record, 3.00 ERA, and .205 opponents' batting average...held opponents to a .143 batting average with two outs...held opponents to 1-for-27 (.037) with two outs and runners on base, 0-for-17 with runners in scoring position and two outs, and 1-for-10 with no walks with the bases loaded...in his last 14.1 innings pitched over six appearances (one start), he allowed 14 hits, two runs, and two walks with 13 strikeouts...pitched 2.0 hitless and scoreless innings in relief against Cincinnati on Feb. 25...pitched 3.1 innings in relief, allowing three hits, no earned runs, and no walks with one strikeout against #6 Virginia on Mar. 12...pitched 6.2 innings in a starting role, allowing three hits, no earned runs, and one walk with five strikeouts to earn the win against Duke on Mar. 20; after giving up a double in the first inning, he retired 18 of the next 19 batters, as the only batter to reach did so on an error...pitched 5.0 innings in a starting role, allowing three hits and two runs with five strikeouts to earn the win at N.C. State on Mar. 27...pitched 6.0 innings in a starting role, allowing two hits and no runs with five strikeouts to earn the win against Maryland on Apr. 9...pitched 3.0 innings in relief, allowing three hits, no runs, and no walks with four strikeouts to earn the win against Furman at Greenville, SC (Fluor Field) on May 10...pitched 2.0 innings in relief, allowing two hits, no runs, and no walk with one strikeout in the first game of a doubleheader at Virginia Tech on May 14...pitched 6.0 innings in a starting role, allowing six hits, one run, and one walk with five strikeouts to earn the win against Sacred Heart in the Clemson Regional on June 3...played for Hyannis in the Cape Cod League in the summer, where he was 3-1 with a 1.88 ERA and .218 opponents' batting average in 43.1 innings pitched over nine starts; he allowed just 32 hits with 33 strikeouts; pitched in the Cape Cod League All-Star game; named to the Cape Cod League All-Star team...#90 prospect in the Cape Cod League by **Perfect Game**.

**2010:** Had a 2-1 record and a 3.58 ERA in 16 appearances (four starts)...in 32.2 innings pitched, he allowed 43 hits and 12 walks with 25 strikeouts...led the team in ERA (minimum 15.0 innings pitched)...had 44 groundball outs compared to just 23 flyball outs...Clemson was 4-0 in his four starts...held leadoff batters of an inning to 5-for-33 (.152) with only one walk against nine strikeouts...in 9.1 innings pitched after the sixth inning, he allowed just one earned run (0.96 ERA)...pitched a scoreless inning in relief with two strikeouts in his first career outing against Michigan State at Greenville, SC on Feb. 20...pitched 1.1 scoreless innings in relief against Western Carolina on Apr. 14...pitched 2.0 innings in relief, allowing one hit, no runs, and one walk with one strikeout against Florida Gulf Coast on May 4...pitched 6.0 innings in a starting role, allowing six hits, one run, and one walk with four strikeouts to earn his first career win against Furman at Greenville, SC (Fluor Field) on May 11; he allowed two runners to advance past first base in the first inning, but did not allow a runner past first base in his last 5.0 innings pitched...pitched 5.1 innings in a starting role, allowing seven hits, two runs, and no walks with six strikeouts to earn the win against Presbyterian College on May 18...pitched a scoreless eighth inning against Southern Mississippi in the Auburn Regional on June 4...played for Keene in the New England Collegiate Baseball League in the summer, where he had a 1-1 record and a 1.99 ERA in 22.2 innings pitched over seven appearances (three starts); named NECBL Pitcher-of-the-Week on Aug. 1.

**Before Clemson:** Drafted in the 36th round (#1076 overall pick) by the Baltimore Orioles in 2009...#1 high school righthander prospect in Illinois and #3 overall high school

prospect in Illinois by **Prep Baseball Report**...#11 high school prospect in Illinois and #391 high school prospect in the nation by **Perfect Game**...member of Team Illinois...first-team all-state pick as a senior at Adlai E. Stevenson School...set the school record for career strikeouts...all-conference selection as a sophomore, junior, and senior...played in the 2008 Midwest Pro Scout Classic and 2008 Pitch & Hit Club Pro Scout Showcase...lettered three times in baseball at Adlai E. Stevenson School, where he was coached by Paul Mazzuca.

**Personal:** First Tiger from Illinois since 1991 (Tad Smith)...member of the ACC Academic Honor Roll in 2010-11...majoring in sociology...born Scott William Firth on Jan. 2, 1991 in Park Ridge, IL.

## Firth's Overall Stats

Year	ERA	W-L	G-GS	CG	SHO	SV	IP	H	R	ER	BB	SO
2010	3.58	2-1	16-4	0	0	0	32.2	43	21	13	12	25
2011	3.06	5-1	16-7	0	0	0	50.0	42	24	17	27	38
2012	2.09	4-0	24-0	0	0	3	51.2	44	15	12	33	44
<b>Totals</b>	<b>2.81</b>	<b>11-2</b>	<b>56-11</b>	<b>0</b>	<b>0</b>	<b>3</b>	<b>134.1</b>	<b>129</b>	<b>60</b>	<b>42</b>	<b>72</b>	<b>107</b>

## Firth's ACC Regular-Season Stats

Year	ERA	W-L	G-GS	CG	SHO	SV	IP	H	R	ER	BB	SO
2010	9.00	0-0	1-0	0	0	0	1.0	2	1	1	1	2
2011	2.78	3-1	8-6	0	0	0	32.1	24	17	10	21	24
2012	3.12	3-0	12-0	0	0	2	26.0	23	11	9	21	20
<b>Totals</b>	<b>3.03</b>	<b>6-1</b>	<b>21-6</b>	<b>0</b>	<b>0</b>	<b>2</b>	<b>59.1</b>	<b>49</b>	<b>29</b>	<b>20</b>	<b>43</b>	<b>46</b>

## Firth's ACC Tournament Stats

Year	ERA	W-L	G-GS	CG	SHO	SV	IP	H	R	ER	BB	SO
2010	4.50	0-0	1-0	0	0	0	4.0	5	2	2	0	1
2011	6.75	0-0	1-0	0	0	0	1.1	2	1	1	0	1
2012	0.00	0-0	2-0	0	0	0	6.2	4	1	0	4	2
<b>Totals</b>	<b>2.25</b>	<b>0-0</b>	<b>4-0</b>	<b>0</b>	<b>0</b>	<b>0</b>	<b>12.0</b>	<b>11</b>	<b>4</b>	<b>3</b>	<b>4</b>	<b>4</b>

## Firth's NCAA Tournament Stats

Year	ERA	W-L	G-GS	CG	SHO	SV	IP	H	R	ER	BB	SO
2010	7.71	0-0	2-1	0	0	0	2.1	5	3	2	1	1
2011	1.50	1-0	1-1	0	0	0	6.0	6	1	1	1	5
2012	4.50	0-0	2-0	0	0	1	2.0	3	1	1	1	3
<b>Totals</b>	<b>3.48</b>	<b>1-0</b>	<b>5-2</b>	<b>0</b>	<b>0</b>	<b>1</b>	<b>10.1</b>	<b>14</b>	<b>5</b>	<b>4</b>	<b>3</b>	<b>9</b>



## #16 Jake Fletcher

**C • R-R • 5-11 • 175 • So. • 1VL**  
**Thomasville, GA • Thomasville HS**

Original walk-on catcher who played sparingly in his first year in the program in 2011 and red-shirted in 2012.

**2012:** Red-shirted.

**2011:** Was 0-for-3 in four games, all off the bench...had six putouts without committing an error...made a diving catch of a foul pop-up while crashing into the backstop to end the game in the first game of a doubleheader against Gardner-Webb on May 7.

**Before Clemson:** Member of the all-state and all-region teams as a senior at Thomasville High School...all-area by **Thomasville Times-Enterprise** as a senior...had a .533 on-base percentage, 31 runs, and 33 RBIs as a senior...Georgia Dugout Club selection as a senior...received the team's Captains Award as a senior...lettered four times in baseball at Thomasville High, where he was coached by Erik McDougald.

**Personal:** Majoring in civil engineering...born David Jacob Fletcher on Nov. 12, 1991 in Thomasville, GA.

## Fletcher's Overall Stats

Year	AVG	G-GS	AB	R	H	2B	3B	HR	RBI	TB	BB	HBP	SF	OB%	SB
2011	.000	4-0	3	0	0	0	0	0	0	0	0	0	0	.000	0-0



## #26 Brock Goodling

**RHP • R-R • 6-0 • 195 • Fr. • HS**  
**Mount Union, PA • Mount Union HS**

Freshman righthander who is slated to provide depth in future years.

**2012:** Red-shirted.

**Before Clemson:** Rated as the #337 player in the nation and #8 player in Pennsylvania by **Perfect Game**...all-state selection as a junior and senior...selected to the conference All-Star game as a freshman, sophomore, junior, and senior...member of the district champions as a junior...conference

MVP in golf as a sophomore, junior, and senior...conference all-star in golf as a freshman, sophomore, junior, and senior...lettered four times in baseball, four times in golf, and three times in basketball at Mount Union High, where he was coached by Nick Imperioli.



# TIGER BIOS

**Personal:** Majoring in nursing...born Brock Nicholas Goodling on July 17, 1992 in Lewistown, PA.



**#23 Daniel Gossett**  
RHP • R-R • 6-0 • 160 • Fr. • HS  
Lyman, SC • James F. Byrnes HS

Righthander who was one of the most decorated players in the 2012 incoming class...has one of the team's best arms...has been used in a starting role and in relief...expected to be a weekend starter in future years.

**2012:** Had a 6-3 record, two saves, and a 4.32 ERA in 19 appearances (10 starts)...in 77.0 innings pitched, he allowed 62 hits (.221 opponents' batting average) and 39 walks with a team-high 87 strikeouts...seventh in the ACC in opponents' batting average and eighth in strikeouts...did not allow any of his five inherited baserunners to score...held righthanded batters to a .183 batting average...had a 1.61 ERA in 22.1 innings pitched over four appearances (two starts) in May...had a 1.98 ERA and a .170 opponents' batting average in two postseason starts...in 10.0 innings pitched in the second inning, he allowed just one hit, no runs, and no walks with 12 strikeouts...named one of four national players-of-the-week by **Collegiate Baseball** for his performances in two games from Apr. 2-8; in 9.0 innings pitched over two appearances (one start), he earned a win and save while allowing only five hits (all singles), no runs, and no walks with 15 strikeouts...pitched a hitless and scoreless ninth inning in relief against UAB on Feb. 17; it was his first career appearance...pitched a hitless and scoreless inning with one strikeout to record his first career save against Maine on Feb. 26...pitched 7.0 innings in a starting role, allowing three hits (all in the first inning), two runs, and two walks with 10 strikeouts to earn his first career win against Elon at Greenville, SC on Mar. 21; he retired the last 13 batters he faced and 19 of the last 20 batters...pitched 5.0 innings in a starting role with four strikeouts to earn the win at #18 Georgia on Mar. 27...pitched 7.0 innings in a starting role, allowing three hits, no runs, and no walks with a team-season-high 13 strikeouts to earn the win against Winthrop on Apr. 3; he retired the first 15 batters...pitched 2.0 innings in relief, allowing two hits, no runs, and no walks with two strikeouts to record the save at Duke on Apr. 8...pitched 5.1 innings in relief, allowing three hits with seven strikeouts to earn the win at Georgia Tech on Apr. 29...pitched 4.1 innings in relief, allowing three hits, one run, and one walk with eight strikeouts to earn the win against College of Charleston on May 5...pitched 4.0 innings in relief, allowing two hits and no runs with three strikeouts to earn the win against #1 Florida State on May 12...pitched 7.1 innings in a starting role, allowing six hits, two runs, and two walks with seven strikeouts at Wake Forest on May 18...pitched 6.2 innings in a starting role, allowing four hits and one run with six strikeouts against #17 Virginia in the ACC Tournament on May 24...pitched 7.0 innings in a starting role, allowing four hits, two runs, and three walks with eight strikeouts at #2 South Carolina in the Columbia Regional on June 2...#47 freshman in the nation in the preseason by **Baseball America**...#53 freshman in the nation in the preseason by **Perfect Game**...#8 newcomer in the ACC in the preseason by **Baseball America**.

**Before Clemson:** Drafted in the 16th round (#502 overall) by the Boston Red Sox in 2011...#127 player in the nation and #5 player in South Carolina by **Perfect Game**...#4 player and #2 pitcher in South Carolina by **Diamond Prospects**...#7 prospect in South Carolina for the 2011 draft by **Baseball America**...member of the South Carolina Select Team and played in the Select Games...all-state and all-conference selection as a senior...won the team's Pitching Award as a senior...won the team's Offense Award as a sophomore...lettered four times in baseball at James F. Byrnes High, where he was coached by Dwayne Haun.

**Personal:** Majoring in community recreation, sport, & camp management...born Daniel James Gossett on Nov. 13, 1992 in Spartanburg, SC.

## Gossett's Overall Stats

Year	ERA	W-L	G-GS	CG	SHO	SV	IP	H	R	ER	BB	SO
2012	4.32	6-3	19-10	0	0	2	77.0	62	37	37	39	87

## Gossett's ACC Regular-Season Stats

Year	ERA	W-L	G-GS	CG	SHO	SV	IP	H	R	ER	BB	SO
2012	4.34	2-2	5-1	0	0	1	18.2	15	9	9	11	19

## Gossett's ACC Tournament Stats

Year	ERA	W-L	G-GS	CG	SHO	SV	IP	H	R	ER	BB	SO
2012	1.35	0-0	1-1	0	0	0	6.2	4	1	1	6	6

## Gossett's NCAA Tournament Stats

Year	ERA	W-L	G-GS	CG	SHO	SV	IP	H	R	ER	BB	SO
2012	2.57	0-0	1-1	0	0	0	7.0	4	2	2	3	8



**#29 David Haselden**  
RHP • R-R • 6-4 • 240 • Sr. • 3VL  
Spartanburg, SC • Spartanburg HS

Righthander who was one of the team's most reliable relievers and spot starters during his career...had excellent control...in 183.0 innings pitched over 72 appearances (12 starts) and four seasons, he had a 15-7 record, six saves, and a 3.39 ERA while allowing 194 hits (.276 opponents' batting average) and 48 walks with 127 strikeouts...had a 2.36 walks-per-nine-innings-pitched mark (10th-best in school history) in his career...two-time All-ACC Academic selection.

**2012:** Had a 4-2 record and a 3.78 ERA in 18 appearances (five starts)...in 47.2 innings pitched, he allowed 61 hits (.316 opponents' batting average) and 20 walks with 33 strikeouts...Clemson had a 4-1 record in his five starts...in 6.2 innings pitched over four relief appearances in ACC regular-season games, he allowed only four hits (.182 opponents' batting average) and no runs...in 30.2 innings pitched after the fourth inning, he allowed only seven earned runs (2.05 ERA)...allowed only three steals (all during the first weekend) in six attempts...had a 3-0 record and a 2.45 ERA at home...pitched 5.0 innings in a starting role, allowing one run and no walks with two strikeouts to earn the win against Holy Cross on Mar. 7...pitched 3.0 innings in relief, allowing no runs and one walk with three strikeouts at Virginia on Mar. 24...pitched 1.2 scoreless innings in relief with three strikeouts to earn the win against Furman at Greenville, SC (Fluor Field) on Apr. 10...pitched 6.0 innings in relief, allowing five hits, no runs, and no walks with four strikeouts to earn the win against Tennessee Tech on May 8...pitched 7.2 innings in a starting role, allowing two runs with five strikeouts to earn the win against Furman on May 15...pitched 3.2 innings in relief with five strikeouts against #1 Florida State in the ACC Tournament on May 25...pitched 4.0 innings in relief, allowing three hits and one run with one strikeout to record the save against Coastal Carolina in the Columbia Regional on June 1...preseason second-team All-ACC by **CollegeSportsMadness.com**.

**2011:** All-ACC Academic team member...had a 6-1 record, three saves, and a 2.23 ERA in 25 appearances (four starts)...in 76.2 innings pitched, he allowed 65 hits (.236 opponents' batting average) and 14 walks with 49 strikeouts...fifth in the ACC in ERA...his 1.64 walks-per-nine-innings-pitched mark was sixth-best in school history...allowed only 13 extra-base hits and three steals...in 59.1 innings pitched over his 21 relief appearances, he was 5-0 with three saves and allowed 46 hits (.220 opponents' batting average), 10 earned runs (1.52 ERA), eight extra-base hits (all doubles), and 10 walks with 38 strikeouts...in 33.2 innings pitched over 11 appearances (two starts) in non-ACC regular-season games, he was 3-0 with one save and an 0.53 ERA; he allowed just 19 hits (.174 opponents' batting average), no homers, and six walks with 23 strikeouts...in 32.0 innings pitched over his 11 appearances (one start) away from home, he was 3-0 with one save, a 1.12 ERA and allowed 22 hits (.198 opponents' batting average), two extra-base hits (both doubles), and six walks with 24 strikeouts...in 36.2 innings pitched between the fifth and seventh inning, he allowed just two earned runs (0.49 ERA)...led the team in ERA in games against NCAA Tournament teams (2.34) and top-25 ranked teams (2.86)...pitched 2.0 innings in relief, allowing one hit, no runs, and no walks with one strikeout against Eastern Michigan on Feb. 18...pitched 3.0 innings in relief, allowing two hits, no runs, and no walks with two strikeouts to record the save against Eastern Michigan on Feb. 20; in 5.0 innings pitched over two relief appearances in the series, he allowed three hits, no runs, and no walks with three strikeouts...pitched 5.0 innings in a starting role, allowing four hits, one run, and one walk with two strikeouts to earn the win against Charleston Southern on Feb. 26...pitched 6.0 innings in a starting role, allowing three hits, no runs, and one walk with five strikeouts against #4 South Carolina at Greenville, SC on Mar. 8...pitched 3.0 innings in relief, allowing one hit, no runs, and one walk with two strikeouts against Elon on Mar. 23...pitched 3.1 innings in relief, allowing two hits, one run, and one walk with five strikeouts at N.C. State on Mar. 27...pitched 7.0 innings in relief, allowing two hits, no runs, and two walks (one of which was intentional) with three strikeouts in throwing just 72 pitches to earn the win against Coastal Carolina on Apr. 5; during one stretch, he retired 17 of 18 batters, including 10 in a row...pitched 3.0 innings in relief, allowing one hit, no runs, and no walks with three strikeouts to record the save against Maryland on Apr. 9...pitched 5.2 innings in relief, allowing five hits, two runs, and no walks with five strikeouts to earn the win in the first game of a doubleheader at Boston College on Apr. 16...pitched 2.2 innings in relief, allowing three hits, no runs, and no walks to earn the win at Western Carolina on Apr. 27...pitched 6.0 innings in relief, allowing six hits, two runs, and one walk with two strikeouts against #9 Georgia Tech on Apr. 30...pitched 2.0 perfect innings in relief with five strikeouts at Gardner-Webb on May 8...pitched 1.1 innings in relief, allowing one hit and no earned runs with one strikeout in 1.1 innings pitched at #4 Florida State on May 19...pitched 2.2 hitless and scoreless innings in relief to earn the win at #4 Florida State on May 21; he pitched 4.1 innings over two relief appearances in the series, allowing one hit and no earned runs...pitched 4.0 innings in relief, allowing two hits, no runs, and no walks to record the save against #8 Georgia Tech in the ACC Tournament on May 25...pitched 4.0 innings in relief, allowing two runs and no walks to earn the win against #21 Coastal Carolina in the Clemson Regional on June 4.

**2010:** All-ACC Academic team member...had a 4-4 record, two saves, and a 4.61 ERA in 22 appearances (one start)...in 41.0 innings pitched, he allowed 47 hits and 13 walks

# TIGER BIOS

with 29 strikeouts...finished 12 games on the mound, tied for 10th-most in the ACC...had a 4-2 record and 2.30 ERA in 27.1 innings pitched over 13 appearances (one start) at home...pitched 9.0 innings before he allowed his first hit and first run of the season...pitched 2.1 perfect innings in relief with one strikeout to earn the win against Wright State on Feb. 27...pitched 4.0 innings in relief, allowing no hits, no runs, and one walk with three strikeouts to earn the win against #15 South Carolina on Mar. 5...pitched 1.2 hitless and scoreless innings in relief with two strikeouts to record his first career save against Virginia Tech on Mar. 19...pitched 1.1 innings in relief with two strikeouts to record the save in the first game of a doubleheader at #1 Virginia on Mar. 27...pitched 2.2 innings in relief, allowing one run and no walks with two strikeouts to earn the win against Boston College on Apr. 4...pitched 2.0 innings in a starting role, allowing three hits, no runs, and no walks with two strikeouts to earn the win against South Carolina-Upstate on Apr. 21...pitched 2.2 innings in relief to close out the game, allowing two hits and one run against #7 Florida State on May 21...pitched a hitless and scoreless ninth inning against #16 Alabama in the Clemson Super Regional on June 13.

**2009:** Had a 1-0 record and 4.58 ERA in seven appearances (two starts)...in 17.2 innings pitched, he allowed just one walk with 16 strikeouts...Clemson had a 2-0 record in his two starts...in his first career outing, he pitched a scoreless inning in relief with one strikeout against Michigan State on Mar. 10...in his first career start, he pitched 4.0 innings, allowing five hits, two runs, and no walks with three strikeouts against Western Carolina on Apr. 15...pitched 5.0 innings in a starting role, allowing five hits, one run, and one walk with six strikeouts to earn his first career win against Furman at Greenville, SC (Fluor Field) on May 11...pitched a perfect inning in relief with two strikeouts against Tennessee Tech in the Clemson Regional on May 31...played for Florence in the Coastal Plain League in the summer, where he was 5-3 with a 2.57 ERA in 56.0 innings pitched over 10 appearances (eight starts); he had two complete games and allowed 46 hits and seven walks with 48 strikeouts.

**Before Clemson:** All-state and all-region performer at Spartanburg High School...#6 prospect in South Carolina by **Impact Baseball**...#2 righthander prospect in South Carolina by **Diamond Prospect**...had a 1.43 ERA, two saves, 68 strikeouts, and allowed 13 walks in 44.0 innings pitched (14 appearances) as a junior...lettered three times in baseball and once in swimming at Spartanburg High, where he was coached by Tom Myers.

**Personal:** His sister, Laura, was a freshman on the 2011-12 Clemson rowing team...two-time member of the ACC Academic Honor Roll...majoring in mechanical engineering...born David Alan Haselden on Oct. 31, 1989 in Spartanburg, SC.

## Haselden's Overall Stats

Year	ERA	W-L	G-GS	CG	SHO	SV	IP	H	R	ER	BB	SO
2009	4.58	1-0	7-2	0	0	0	17.2	21	10	9	1	16
2010	4.61	4-4	22-1	0	0	2	41.0	47	24	21	13	29
2011	2.23	6-1	25-4	0	0	3	76.2	65	30	19	14	49
2012	3.78	4-2	18-5	0	0	1	47.2	61	23	20	20	33
<b>Totals</b>	<b>3.39</b>	<b>15-7</b>	<b>72-12</b>	<b>0</b>	<b>0</b>	<b>6</b>	<b>183.0</b>	<b>194</b>	<b>87</b>	<b>69</b>	<b>48</b>	<b>127</b>

## Haselden's ACC Regular-Season Stats


Year	ERA	W-L	G-GS	CG	SHO	SV	IP	H	R	ER	BB	SO
2009	8.10	0-0	3-0	0	0	0	6.2	10	7	6	0	4
2010	5.40	1-2	11-0	0	0	2	20.0	29	12	12	6	13
2011	3.94	2-1	10-2	0	0	1	32.0	34	24	14	7	22
2012	0.00	0-0	4-0	0	0	0	6.2	4	0	0	3	4
<b>Totals</b>	<b>4.41</b>	<b>3-3</b>	<b>28-2</b>	<b>0</b>	<b>0</b>	<b>3</b>	<b>65.1</b>	<b>77</b>	<b>43</b>	<b>32</b>	<b>16</b>	<b>43</b>

## Haselden's ACC Tournament Stats

Year	ERA	W-L	G-GS	CG	SHO	SV	IP	H	R	ER	BB	SO
2010	-----	0-0	1-0	0	0	0	0.0	2	0	0	1	0
2011	1.35	0-0	2-0	0	0	1	6.2	5	1	1	1	2
2012	7.36	0-0	1-0	0	0	0	3.2	4	3	3	3	5
<b>Totals</b>	<b>3.48</b>	<b>0-0</b>	<b>4-0</b>	<b>0</b>	<b>0</b>	<b>1</b>	<b>10.1</b>	<b>11</b>	<b>4</b>	<b>4</b>	<b>5</b>	<b>7</b>

## Haselden's NCAA Tournament Stats

Year	ERA	W-L	G-GS	CG	SHO	SV	IP	H	R	ER	BB	SO
2009	0.00	0-0	1-0	0	0	0	1.0	0	0	0	0	2
2010	7.11	0-0	3-0	0	0	0	6.1	7	5	5	1	1
2011	4.15	1-0	2-0	0	0	0	4.1	7	3	2	0	2
2012	7.71	0-1	2-1	0	0	1	4.2	6	4	4	5	1
<b>Totals</b>	<b>6.06</b>	<b>1-1</b>	<b>8-1</b>	<b>0</b>	<b>0</b>	<b>1</b>	<b>16.1</b>	<b>20</b>	<b>12</b>	<b>11</b>	<b>6</b>	<b>6</b>



## #15 Mike Kent

RHP • R-R • 6-0 • 195 • \*So. • 1VL  
Springfield, VA • West Springfield HS

Has been used as a long reliever and spot starter...has one of the team's best breaking balls...in 53.2 innings pitched over 28 appearances (three starts) and three active seasons, he has a 2-3 record, two saves, and a 5.20 ERA while allowing 58 hits (.272 opponents' batting average) and 23 walks with 29 strikeouts.

**2012:** Had a 1-2 record, two saves, and a 3.76 ERA in 21 appearances (one start)...in 38.1 innings pitched, he allowed 42 hits (.276 opponents' batting average) and 10 walks with 21 strikeouts...in 36.2 innings pitched over his 20 relief appearances, he had two saves and a 2.70 ERA...only allowed five of his 22 inherited baserunners to score...held opponents to a .227 batting average with runners in scoring position...in 6.0 innings pitched in the ninth inning, he allowed only two singles, no runs, and no walks with four strikeouts...pitched a scoreless seventh inning in the first game of a doubleheader against UAB on Feb. 18...pitched 2.0 innings in relief, allowing one hit, no runs, and no walks against Maine on Feb. 25...pitched a scoreless seventh inning against #6 North Carolina on Mar. 11...pitched 2.0 innings in relief, allowing no hits, no runs, and no walks with three strikeouts against Elon on Mar. 20...pitched 5.1 innings in relief, allowing five hits and three runs with three strikeouts at Virginia on Mar. 23...pitched 2.0 innings in relief, allowing no earned runs with four strikeouts against Presbyterian College on Mar. 28...pitched 4.0 innings in relief, allowing one run and no walks with three strikeouts to record his first career save against Furman at Greenville, SC (Fluor Field) on Apr. 10...pitched 1.2 perfect innings in relief with two strikeouts against #17 N.C. State on Apr. 15...pitched 1.1 scoreless innings in relief with one strikeout against Charleston Southern on Apr. 17...pitched 3.1 innings in relief, allowing three hits, no runs, and no walks with two strikeouts to record the save in the first game of a doubleheader at Maryland on Apr. 21; he was pitching near his hometown...pitched 5.0 innings in relief, allowing four hits, one run, and no walks with one strikeout to earn the win at Georgia Tech on Apr. 28...pitched 1.1 innings in relief, allowing one hit, no runs, and no walks against Furman on May 15.

**2011:** Had an 0-0 record and 54.00 ERA in one relief appearance...was hampered by injury...received a medical red-shirt...pitched 0.1 innings against Western Carolina on Apr. 6; he allowed one hit, two runs, and three walks...played for Bethesda in the Cal Ripken Collegiate Baseball League in the summer, where he was 4-0 with a 3.65 ERA and .240 opponents' batting average in 27.1 innings pitched over 10 appearances (two starts); he allowed 24 hits and eight walks with 24 strikeouts; he was a member of the league champions.

**2010:** Had a 1-1 record and 7.80 ERA in six appearances (two starts)...in 15.0 innings pitched, he allowed 15 hits (.254 opponents' batting average) and 10 walks with eight strikeouts...held opponents to 2-for-16 (.125) with two outs...had 24 groundball outs compared to just 11 flyball outs...pitched 3.1 innings in relief, allowing two hits, no runs, and one walk with three strikeouts to earn his first win as a Tiger in his first career appearance against Georgia Southern on Mar. 17...pitched 4.0 innings in a starting role, allowing four hits and two earned runs against Elon on Mar. 24; it was his first career start...struck out all three batters he faced at Wake Forest on May 14...played for Bethesda in the Cal Ripken Collegiate Baseball League in the summer, where he pitched an inning in his only relief appearance.

**Before Clemson:** First-team all-state selection as a junior and senior at West Springfield High School...#13 high school prospect in Virginia and #304 high school prospect in the nation by **Perfect Game**...East Coast Pro Showcase selection...region MVP as a senior...first-team all-district as a sophomore, junior, and senior...2008 Orlando Baseball Classic All-Tournament pick...Patriot District Pitcher-of-the-Year as a junior...lettered three times in baseball at West Springfield High, where he was coached by John James.

**Personal:** Majoring in management...born Mike Travis Kent on Oct. 30, 1990 in Fairfax, VA.

## Kent's Overall Stats

Year	ERA	W-L	G-GS	CG	SHO	SV	IP	H	R	ER	BB	SO
2010	7.80	1-1	6-2	0	0	0	15.0	15	14	13	10	8
2011	54.00	0-0	1-0	0	0	0	0.1	1	2	2	3	0
2012	3.76	1-2	21-1	0	0	2	38.1	42	20	16	10	21
<b>Totals</b>	<b>5.20</b>	<b>2-3</b>	<b>28-3</b>	<b>0</b>	<b>0</b>	<b>2</b>	<b>53.2</b>	<b>58</b>	<b>36</b>	<b>31</b>	<b>23</b>	<b>29</b>


## Kent's ACC Regular-Season Stats

Year	ERA	W-L	G-GS	CG	SHO	SV	IP	H	R	ER	BB	SO
2010	5.79	0-0	2-0	0	0	0	4.2	3	3	3	2	4
2012	3.57	1-1	8-0	0	0	1	17.2	15	7	7	6	8
<b>Totals</b>	<b>4.03</b>	<b>1-1</b>	<b>10-0</b>	<b>0</b>	<b>0</b>	<b>1</b>	<b>22.1</b>	<b>18</b>	<b>10</b>	<b>10</b>	<b>8</b>	<b>12</b>

## Kent's ACC Tournament Stats

Year	ERA	W-L	G-GS	CG	SHO	SV	IP	H	R	ER	BB	SO
2012	27.00	0-1	1-0	0	0	0	0.2	1	2	2	1	1





**#22 Spencer Kieboom**  
C • R-R • 6-0 • 220 • Jr. • 2VL  
Marietta, GA • Walton HS

Catcher who was the third-string catcher most of the 2010 season as a freshman, but became the everyday starter behind the plate in the 2010 NCAA Tournament; he was the regular starter at catcher in 2011 and 2012...a career .265 hitter in 141 games (120 starts) over three seasons...had 22 doubles, four homers, 74 RBIs, 57 runs, 47 walks, and six hit-by-pitches...contact hitter who struck out just 37 times in 431 career at-bats (one strikeout every 11.65 at-bats (10th-best in school history))...threw out 30 of 97 potential basestealers (30.9 percent) in his career...only allowed four passed balls and committed six errors (.993 fielding percentage) in his career...two-time Johnny Bench Award Watch List member...two-time All-ACC Academic selection.

**2012:** Drafted in the fifth round (#174 overall pick) by the Washington Nationals and signed in June...Gold Glove Team member at catcher by **ABCA**...Johnny Bench Award Watch List member...All-ACC Academic team member...hit .250 with 25 runs, seven doubles, three homers, 33 RBIs, a .314 on-base percentage, 19 walks and two hit-by-pitches against only 17 strikeouts, and five sacrifice bunts in 58 games (56 starts, including 50 at catcher and six as the DH)...his three homers consisted of two three-run homers and one grand slam...did not allow a passed ball and committed only three errors (.993 fielding percentage)...had two pickoffs...hit .292 away from home...hit .367 in April...named ACC Player-of-the-Week on Apr. 30 for his performance in four games from Apr. 24-29; he went 11-for-20 (.550) with a homer, double, eight RBIs, and five runs...member of the Columbia Regional All-Tournament team after going 5-for-18 (.278) with two RBIs in four games...hit a three-run homer in the fifth inning that gave Clemson the lead for good against Maine on Feb. 25...suffered an arm injury on a collision at the plate against #2 South Carolina at Charleston, SC on Mar. 2 and missed the next three games...went 3-for-4 with a run against #6 North Carolina on Mar. 10...went 3-for-3 with an RBI at Duke on Apr. 8; he was 6-for-12 with two RBIs in the series...went 3-for-5 with a grand slam, double, five RBIs, and two runs at Georgia Tech on Apr. 28...went 5-for-5 with two RBIs and a run at Georgia Tech on Apr. 29; he was 10-for-15 (.667) with a homer, double, seven RBIs, and four runs in the series; the five hits were the most by a Tiger in 2012...hit a two-run double against College of Charleston on May 6...hit a three-run homer with two outs in the sixth inning to give Clemson the lead for good against #1 Florida State on May 12...hit a two-run double and scored two runs in the first game of a doubleheader against #1 Florida State on May 14...went 2-for-4 with a two-run single in the eighth inning against #1 Florida State in the ACC Tournament on May 25...went 2-for-4 with an RBI against Coastal Carolina in the Columbia Regional on June 1...preseason All-ACC by **SEBaseball.com**...#84 college prospect for the 2012 draft in the preseason by **Baseball America**...#467 overall prospect for the 2012 draft in the preseason by **Perfect Game**...#14 prospect in the ACC for the 2012 draft in the preseason by **Baseball America**.

**2011:** Johnny Bench Award Watch List member...All-ACC Academic team member...hit .282 with 22 runs, 10 doubles, one homer, 31 RBIs, 22 walks and four hit-by-pitches against only 13 strikeouts, a team-high seven sacrifice flies, and a .365 on-base percentage in 53 games (51 starts, including 46 at catcher and five as the DH)...tied for 25th in the nation in sacrifice flies...hit .579 in six February games and .400 in 12 March games...was 15-for-28 (.536) with four doubles and 12 RBIs in the #8 spot in the batting order...threw out 15 of 45 potential basestealers...had three pickoffs...committed only two errors and allowed just three passed balls...went 1-for-2 with four RBIs and a hit-by-pitch against Eastern Michigan on Feb. 18...went 3-for-4 with a double, two RBIs, a run, and walk against Eastern Michigan on Feb. 19; he was 5-for-9 with a double, eight RBIs, two walks, and a hit-by-pitch in the series...went 3-for-4 with two runs and a walk against Cincinnati on Feb. 25...went 2-for-3 with an RBI and two walks against #4 South Carolina on Mar. 6; he went 4-for-10 with two walks in the series and received the Bob Bradley Award as Clemson's MVP in the series...went 3-for-5 with a double against Duke on Mar. 20...went 3-for-4 with a double and RBI against Elon on Mar. 22...went 1-for-1 with a double, RBI, run, and two walks against Maryland on Apr. 8...went 2-for-4 with two doubles, two RBIs, and two runs at Boston College on Apr. 15; his two-out, two-run double in the sixth inning gave Clemson the lead for good...hit his first career homer and had two RBIs against Wake Forest on Apr. 24...went 2-for-2 with a run and walk at Virginia Tech on May 15...went 2-for-3 with a double, RBI, and walk against Davidson on May 17...went 1-for-2 with two runs and a walk at #4 Florida State on May 21...went 1-for-3 with three RBIs and a walk against #16 Connecticut in the Clemson Regional on June 5; his two-out, two-run single in the ninth inning tied the score; he also threw out both potential basestealers; in four Clemson Regional games, he threw out all five potential basestealers and added a pickoff of a runner at second base...#15 prospect in the ACC for the 2012 draft in the preseason by **Perfect Game**...played for Falmouth in the Cape Cod League in the summer, where he hit .212 with five doubles and 11 RBIs in 40 games.

**2010:** Hit .263 (15-for-57) with 10 runs, five doubles, 10 RBIs, and six walks in 30 games (13 starts, all at catcher)...12 of his 13 starts came in the postseason and 11 came in the NCAA Tournament...Clemson was 9-4 in his 13 starts...came off the bench and hit two doubles in the sixth inning against Georgia Southern on Mar. 17; he also had two RBIs...came off the bench and hit a single and scored a run against Boston College on Apr. 2...hit a pinch-hit

single and scored a run at Maryland on May 7...made his first career start against Furman at Greenville, SC (Fluor Field) on May 11...in his second career start, he went 3-for-4 with two runs against #6 Georgia Tech in the ACC Tournament on May 29...went 1-for-3 with a run-scoring double and two sacrifice bunts at #14 Auburn in the Auburn Regional on June 6...went 2-for-5 with a run at #14 Auburn in the Auburn Regional on June 7...went 1-for-3 with a double, three RBIs, a run, and walk against #16 Alabama in the Clemson Super Regional on June 13...hit a run-scoring single against #1 Arizona State in the College World Series on June 21...went 1-for-3 with a two-run single and a walk against #6 Oklahoma in the College World Series on June 22.

**Before Clemson:** Named a 2009 Louisville Slugger Honorable Mention All-American...#42 high school prospect in Georgia and #465 high school prospect in the nation by **Perfect Game**...all-state pick as a junior and senior at Walton High School...First-Team Cobb County selection as a junior and senior...first-team all-region as a junior and senior...2008 Georgia Dugout All-Tournament team selection...team MVP as a junior and senior...set the school record for doubles and RBIs in a season...member of the state champions as a sophomore...played in the Connie Mack World Series, where his team won the tournament in 2008...played with the East Cobb Astros and Yankees...lettered four times in baseball at Walton High, where he was coached by Shane Amos.

**Personal:** Pronounced KEE-boom...has dual-citizenship with the United States and The Netherlands...his father, Alswinn, was born in The Netherlands, moved to the United States at the age of 17, and played baseball at Eastern Illinois...his brother, Trevor, was a freshman righthander and infielder on the 2012 Clemson baseball team...two-time member of the ACC Academic Honor Roll...majoring in marketing...born Spencer John Kieboom on Mar. 16, 1991 in Mount Pleasant, SC.

## S. Kieboom's Overall Stats

Year	AVG	G-GS	AB	R	H	2B	3B	HR	RBI	TB	BB	HBP	SF	OB%	SB
2010	.263	30-13	57	10	15	5	0	0	10	20	6	0	0	.333	0-0
2011	.282	53-51	170	22	48	10	0	1	31	61	22	4	7	.365	0-0
2012	.250	58-56	204	25	51	7	0	3	33	67	19	2	4	.314	0-0
<b>Totals</b>	<b>.265</b>	<b>141-120</b>	<b>431</b>	<b>57</b>	<b>114</b>	<b>22</b>	<b>0</b>	<b>4</b>	<b>74</b>	<b>148</b>	<b>47</b>	<b>6</b>	<b>11</b>	<b>.337</b>	<b>0-0</b>

## S. Kieboom's ACC Regular-Season Stats


Year	AVG	G-GS	AB	R	H	2B	3B	HR	RBI	TB	BB	HBP	SF	OB%	SB
2010	.500	4-0	4	2	2	0	0	0	0	2	1	0	0	.600	0-0
2011	.241	23-23	79	9	19	5	0	1	10	27	8	1	2	.311	0-0
2012	.299	30-29	107	16	32	3	0	2	16	41	9	0	2	.347	0-0
<b>Totals</b>	<b>.279</b>	<b>57-52</b>	<b>190</b>	<b>27</b>	<b>53</b>	<b>8</b>	<b>0</b>	<b>3</b>	<b>26</b>	<b>70</b>	<b>18</b>	<b>1</b>	<b>4</b>	<b>.338</b>	<b>0-0</b>

## S. Kieboom's ACC Tournament Stats

Year	AVG	G-GS	AB	R	H	2B	3B	HR	RBI	TB	BB	HBP	SF	OB%	SB
2010	.750	2-1	4	2	3	0	0	0	0	3	0	0	0	.750	0-0
2011	.200	3-3	10	0	2	1	0	0	0	3	1	0	0	.273	0-0
2012	.200	3-3	10	0	2	0	0	0	2	2	1	0	0	.273	0-0
<b>Totals</b>	<b>.292</b>	<b>8-7</b>	<b>24</b>	<b>2</b>	<b>7</b>	<b>1</b>	<b>0</b>	<b>0</b>	<b>2</b>	<b>8</b>	<b>2</b>	<b>0</b>	<b>0</b>	<b>.346</b>	<b>0-0</b>

## S. Kieboom's NCAA Tournament Stats

Year	AVG	G-GS	AB	R	H	2B	3B	HR	RBI	TB	BB	HBP	SF	OB%	SB
2010	.229	11-11	35	4	8	3	0	0	7	11	3	0	0	.289	0-0
2011	.143	4-4	14	1	2	0	0	0	4	2	1	0	1	.188	0-0
2012	.278	4-4	18	1	5	0	0	0	2	5	0	0	0	.278	0-0
<b>Totals</b>	<b>.224</b>	<b>19-19</b>	<b>67</b>	<b>6</b>	<b>15</b>	<b>3</b>	<b>0</b>	<b>0</b>	<b>13</b>	<b>18</b>	<b>4</b>	<b>0</b>	<b>1</b>	<b>.264</b>	<b>0-0</b>



**#46 Trevor Kieboom**  
RHP/INF • R-R • 6-4 • 225 • Fr. • HS  
Marietta, GA • Walton HS

Freshman righthander and infielder who red-shirted in his first season in the program.

**2012:** Red-shirted.

**Before Clemson:** Lettered three times in baseball at Walton High, where he was coached by Shane Amos.

**Personal:** Pronounced KEE-boom...has dual-citizenship with the United States and The Netherlands...his father, Alswinn, was born in The Netherlands, moved to the United States at the age of 17, and played baseball at Eastern Illinois...his brother, Spencer, was a catcher on the Clemson baseball team (2010-12)...majoring in pre-business...born Trevor Cornelis Kieboom on Dec. 1, 1992 in Mount Pleasant, SC.

# TIGER BIOS



## #6 Dominic Leone

RHP • R-R • 5-11 • 195 • Jr. • 2VL  
Norwich, CT • Norwich Free Academy

Righthander who moved into the weekend rotation in late April of 2010 of his freshman season and was there for the rest of his career...competitive pitcher who challenged hitters...in 208.0 innings pitched over 53 appearances (38 starts) and three seasons, he had a 16-8 record and 4.63 ERA while allowing 212 hits (.268 opponents' batting average) and 93 walks with 178 strikeouts.

**2012:** Drafted in the 16th round (#491 overall pick) by the Seattle Mariners and signed in June...team co-captain...had a 7-4 record and a 5.25 ERA in 16 appearances (team-high 16 starts)...in a team-high 84.0 innings pitched, he allowed 90 hits (.288 opponents' batting average) and 41 walks with 66 strikeouts...Clemson had an 11-5 record in his 16 starts...tied for third in the ACC in starts and tied for 10th in wins...tied for the team lead in wins...had a team-high three pickoffs...held opponents to a .205 batting average with two outs and a .176 batting average with runners in scoring position and two outs...had a 1.69 ERA and .135 opponents' batting average in 16.0 innings pitched in the first inning...had a 4-1 record, 2.96 ERA, and .241 opponents' batting average in eight starts at home...pitched 6.0 innings in a starting role, allowing two hits (both singles), no runs, and one walk with four strikeouts to earn the win in the first game of a doubleheader against UAB on Feb. 18...pitched 5.0 innings in a starting role with six strikeouts to earn the win against Maine on Feb. 25...pitched 5.2 innings in a starting role, allowing one hit and two runs to earn the win against Boston College on Mar. 17...pitched 7.0 innings in a starting role, allowing six hits, one run, and three walks with six strikeouts to earn the win against #7 Miami (FL) on Mar. 31...pitched 6.1 innings in a starting role, allowing two walks with nine strikeouts to earn the win at Duke on Apr. 7...pitched 7.1 innings in a starting role, allowing three runs and one walk with seven strikeouts against #17 N.C. State on Apr. 14...pitched 5.2 innings in a starting role, allowing three runs with three strikeouts to earn the win in the first game of a doubleheader at Maryland on Apr. 21...pitched 5.2 innings in a starting role, allowing five hits, two runs, and one walk with four strikeouts against College of Charleston on May 5...pitched 5.0 innings in a starting role, allowing five hits and two runs with five strikeouts against #1 Florida State on May 12...pitched 7.0 innings in a starting role, allowing six hits and two earned runs with six strikeouts to earn the win against Coastal Carolina in the Columbia Regional on June 3...preseason All-ACC by SEBaseball.com...#179 overall prospect for the 2012 draft in the preseason by **Perfect Game**...#83 junior in the nation in the preseason by **Perfect Game**.

**2011:** Had a 6-2 record and 3.70 ERA in 15 appearances (12 starts)...in 65.2 innings pitched, he allowed 53 hits (.219 opponents' batting average) and 30 walks with a team-high 72 strikeouts...in 46.0 innings pitched over 10 appearances (eight starts) in ACC regular-season games, he was 4-2 with a 3.72 ERA and allowed 37 hits (.220 opponents' batting average) and 21 walks with 51 strikeouts...held opponents to a .154 batting average with runners in scoring position and .162 batting average with two outs...in 12.2 innings pitched after the fifth inning, he allowed just two hits (.053 opponents' batting average), no runs, and three walks with 20 strikeouts...earned a win in five straight starts from April to May...suffered a shoulder injury in February, which forced him out of action in late February and early March...pitched a scoreless ninth inning with two strikeouts against Duke on Mar. 19...pitched 4.0 innings in a starting role, allowing two hits and one earned run with three strikeouts at #6 North Carolina on Apr. 2...pitched 6.0 innings in a starting role, allowing five hits and two runs with five strikeouts to earn the win at Boston College on Apr. 15...pitched a team-tying-season-long 8.1 innings in a starting role, allowing three hits, no runs, and three walks with 10 strikeouts to earn the win against Wake Forest on Apr. 22; he did not allow a runner past second base and allowed just two runners past first base, one on a wild pitch and one on a steal...pitched 8.0 innings in a starting role, allowing two hits, two runs, and two walks with 10 strikeouts to earn the win against #9 Georgia Tech on Apr. 29; he retired 13 batters in a row during one stretch...pitched 7.0 innings in a starting role, allowing two hits, one run, and one walk with eight strikeouts to earn the win in the first game of a doubleheader against Gardner-Webb on May 7...pitched 6.0 innings in a starting role, allowing six hits, two runs, and two walks with seven strikeouts to earn the win in the first game of a doubleheader at Virginia Tech on May 14...pitched 5.0 innings in a starting role, allowing four hits and no runs with five strikeouts to earn the win against #8 Georgia Tech in the ACC Tournament on May 25...played for Chatham in the Cape Cod League in the summer, where he was 2-3 with a 3.15 ERA and .229 opponents' batting average in 40.0 innings pitched over eight appearances (six starts); he allowed 32 hits and 22 walks with 40 strikeouts...#81 prospect in the Cape Cod League by **Perfect Game**.

**2010:** Had a 3-2 record and 4.78 ERA in 22 appearances (10 starts)...in 58.1 innings pitched, he allowed 69 hits, including only two homers (both solo), and 22 walks with 40 strikeouts...did not allow more than four earned runs or three walks in any of his 22 appearances...pitched a perfect ninth inning in relief in his first career outing against Miami (OH) on Feb. 19...pitched 3.0 innings in relief, allowing two hits, no runs, and no walks with six strikeouts to earn his first career win in the second game of a doubleheader against N.C. State on Mar. 13...pitched 5.1 innings in his first career start, allowing four hits, no earned runs, and one walk against #14 Coastal Carolina on Mar. 31...pitched 6.0 innings in a start-

ing role, allowing four hits, two runs, and one walk with seven strikeouts to earn the win at Georgia on Apr. 6...pitched 6.0 innings in a starting role, allowing six hits, two earned runs, and one walk with six strikeouts against Western Carolina on Apr. 14...pitched 8.0 innings in a starting role, allowing seven hits, three runs, and one walk with three strikeouts against North Carolina on Apr. 25; it was his first career ACC start; he allowed just one hit and no runs in his final 6.0 innings pitched after allowing a leadoff single in the third inning...pitched 5.2 innings in a starting role, allowing three hits, no earned runs, and one walk with three strikeouts to earn the win against #16 Alabama in the Clemson Super Regional on June 14.

**Before Clemson:** All-state selection as a junior and senior at Norwich Free Academy...#1 high school prospect in Connecticut and #263 high school prospect in the nation by **Perfect Game**...Connecticut Senior All-Star Game MVP...AFLAC All-American as a junior...member of the Connecticut Junior Top 40 All-Star team as a junior...had a 4-3 record, 1.48 ERA, and 66 strikeouts in 47.0 innings pitched as a junior...East Coast Pro Showcase selection...member of the 2008 Connecticut Legion All-Star team...lettered three times in baseball at Norwich Free Academy, where he was coached by Clarence Cooper.

**Personal:** Pronounced lee-OHN...majoring in community recreation, sport, & camp management...born Dominic Joseph Leone on Oct. 26, 1991 in Norwich, CT.

### Leone's Overall Stats

Year	ERA	W-L	G-GS	CG	SHO	SV	IP	H	R	ER	BB	SO
2010	4.78	3-2	22-10	0	0	0	58.1	69	41	31	22	40
2011	3.70	6-2	15-12	0	0	0	65.2	53	30	27	30	72
2012	5.25	7-4	16-16	0	0	0	84.0	90	52	49	41	66
<b>Totals</b>	<b>4.63</b>	<b>16-8</b>	<b>53-38</b>	<b>0</b>	<b>0</b>	<b>0</b>	<b>208.0</b>	<b>212</b>	<b>123</b>	<b>107</b>	<b>93</b>	<b>178</b>

### Leone's ACC Regular-Season Stats


Year	ERA	W-L	G-GS	CG	SHO	SV	IP	H	R	ER	BB	SO
2010	5.40	1-1	7-4	0	0	0	21.2	26	18	13	8	14
2011	3.72	4-2	10-8	0	0	0	46.0	37	21	10	21	51
2012	5.01	4-3	10-10	0	0	0	55.2	61	33	31	27	42
<b>Totals</b>	<b>4.60</b>	<b>9-6</b>	<b>27-22</b>	<b>0</b>	<b>0</b>	<b>0</b>	<b>123.1</b>	<b>124</b>	<b>72</b>	<b>63</b>	<b>56</b>	<b>107</b>

### Leone's ACC Tournament Stats

Year	ERA	W-L	G-GS	CG	SHO	SV	IP	H	R	ER	BB	SO
2010	13.50	0-0	1-0	0	0	0	0.2	4	1	1	0	2
2011	0.00	1-0	1-1	0	0	0	5.0	4	0	0	4	5
2012	15.43	0-0	1-1	0	0	0	2.1	6	4	4	2	2
<b>Totals</b>	<b>5.63</b>	<b>1-0</b>	<b>3-2</b>	<b>0</b>	<b>0</b>	<b>0</b>	<b>8.0</b>	<b>14</b>	<b>5</b>	<b>5</b>	<b>6</b>	<b>9</b>

### Leone's NCAA Tournament Stats

Year	ERA	W-L	G-GS	CG	SHO	SV	IP	H	R	ER	BB	SO
2010	5.23	1-1	4-2	0	0	0	10.1	11	7	6	5	6
2011	8.31	0-0	1-1	0	0	0	4.1	7	5	4	2	4
2012	2.57	1-0	1-1	0	0	0	7.0	6	3	2	4	6
<b>Totals</b>	<b>4.98</b>	<b>2-1</b>	<b>6-4</b>	<b>0</b>	<b>0</b>	<b>0</b>	<b>21.2</b>	<b>24</b>	<b>15</b>	<b>12</b>	<b>11</b>	<b>16</b>



## #12 Jon McGibbon

1B/OF • L-L • 6-1 • 210 • So. • 1VL  
Lindenhurst, NY • Lindenhurst Senior HS

The predominant first-baseman in 2012...a career .256 hitter with a .353 on-base percentage in 102 games (68 starts) over two seasons...has 12 doubles, one triple, six homers, 47 RBIs, 37 runs, 41 walks, four hit-by-pitches, and one steal.

**2012:** Hit .233 with 29 runs, eight doubles, one triple, five homers, 33 RBIs, a .317 on-base percentage, 27 walks, and two hit-by-pitches in 59 games (57 starts), including 55 at first base, one in left field, and one as the DH)...was 4-for-10 with 11

RBIs and two walks with the bases loaded...had a 10-game hitting streak from April to May...reached base safely in 24 consecutive games from April to May...went 3-for-5 and scored the walkoff run against #2 South Carolina on Mar. 4...went 2-for-4 with a homer and four RBIs against Holy Cross on Mar. 7...went 2-for-4 with a double, two RBIs, two runs, a walk, and hit-by-pitch against #6 North Carolina on Mar. 11...went 1-for-2 with three RBIs and a walk at #18 Georgia on Mar. 27...went 2-for-4 with the go-ahead run in the sixth inning against #7 Miami (FL) on Mar. 30...hit a leadoff triple and scored the winning run in the 11th inning at Duke on Apr. 6...went 3-for-4 with a homer, double, five RBIs, three runs, and a walk against Furman at Greenville, SC (Fluor Field) on Apr. 10...went 2-for-4 with an RBI in the first game of a doubleheader at Maryland on Apr. 21; he was 5-for-12 (.417) with two doubles in the series...went 2-for-4 with two runs and a walk at Georgia Tech on Apr. 28...went 2-for-6 with two RBIs and a run at Georgia Tech on Apr. 29...hit a long solo homer and had two RBIs against Furman on May 15...went 2-for-4 with a homer against #17 Virginia in the ACC Tournament on May 24...went 3-for-5 with a homer, double, four RBIs, and two runs against #1 Florida State in the ACC Tournament on May 25; with one out in the ninth inning and Clemson trailing 7-6, he lined a three-run walkoff homer to right-center against #1 Florida State in the ACC Tournament on May 25; it was only the second walkoff homer by a Tiger in ACC Tournament history and the first since 1981; earned All-ACC Tournament honors by going 5-for-13 (.385) with two homers, one double, and five RBIs in three games.

**2011:** Hit .339 with eight runs, four doubles, one homer, 14 RBIs, a .463 on-base percentage, and one steal in 43 games (11 starts, including four at first base, four as the DH, and three in right field)...Clemson was 10-1 in his 11 starts...in 19 ACC regular-season games (five starts), he was 10-for-29 (.345) with two doubles, one homer, five RBIs, and a .457 on-base percentage...was 14-for-27 (.519) with two doubles, 10 RBIs, and a .595 on-base percentage in 32 games off the bench...was 10-for-17 (.588) with a double, five RBIs, four walks, a hit-by-pitch, and .652 on-base percentage as a pinch-hitter...was 16-for-37 (.432) after the fifth inning...reached base in seven of his 11 plate appearances when leading off an inning...had a hit in each of his first three at-bats and reached base in each of his first six plate appearances...went 2-for-2 with a double and run in his first game as a Tiger against Eastern Michigan on Feb. 18...went 1-for-2 with a run-scoring single in his first career start against Wofford on Mar. 2...hit a pinch-hit, run-scoring double against #4 South Carolina on Mar. 6...hit his first career home run at N.C. State on Mar. 27...hit a pinch-hit, walkoff single with one out in the 10th inning against Coastal Carolina on Apr. 5...hit a pinch-hit, run-scoring single against Wake Forest on Apr. 23...hit a pinch-hit, run-scoring single against Wake Forest on Apr. 24...hit a key pinch-hit single in the ninth inning at Virginia Tech on May 15...went 2-for-2 with three RBIs off the bench against Davidson on May 17...walked three times at #4 Florida State on May 20...won the Omaha Challenge competition among fielders in the fall of 2010...played for North Shore in the New England Collegiate Baseball League in the summer, where he played only three games.

**Before Clemson:** Drafted in the 29th round (#882 overall) by the Seattle Mariners in 2010...member of the Greater New York Sandlot team as a senior at Lindenhurst Senior High School...member of the state champions, Long Island champions, and Suffolk County champions as a senior...member of the Summer Rivalry Classic team as a junior...member of the Empire State team as a sophomore...MVP, all-county, All-Long Island, and all-state selection as a senior...MVP, two-time all-county, All-Long Island, and all-state selection in football...lettered four times in baseball and three times in football at Lindenhurst Senior High, where he was coached by Michael Cannobio.

**Personal:** Majoring in sociology...born Jonathan Gerard McGibbon on Oct. 5, 1992 in Syosset, NY.

## McGibbon's Overall Stats

Year	AVG	G-GS	AB	R	H	2B	3B	HR	RBI	TB	BB	HBP	SF	OB%	SB
2011	.339	43-11	62	8	21	4	0	1	14	28	14	2	2	.463	1-1
2012	.233	59-57	215	29	50	8	1	5	33	75	27	2	5	.317	0-1
<b>Totals</b>	<b>.256</b>	<b>102-68</b>	<b>277</b>	<b>37</b>	<b>71</b>	<b>12</b>	<b>1</b>	<b>6</b>	<b>47</b>	<b>103</b>	<b>41</b>	<b>4</b>	<b>7</b>	<b>.353</b>	<b>1-2</b>

## McGibbon's ACC Regular-Season Stats

Year	AVG	G-GS	AB	R	H	2B	3B	HR	RBI	TB	BB	HBP	SF	OB%	SB
2011	.345	19-5	29	2	10	2	0	1	5	15	6	0	0	.457	0-0
2012	.204	28-27	103	12	21	3	1	0	8	26	12	1	1	.291	0-0
<b>Totals</b>	<b>.235</b>	<b>47-32</b>	<b>132</b>	<b>14</b>	<b>31</b>	<b>5</b>	<b>1</b>	<b>1</b>	<b>13</b>	<b>41</b>	<b>18</b>	<b>1</b>	<b>1</b>	<b>.329</b>	<b>0-0</b>

## McGibbon's ACC Tournament Stats

Year	AVG	G-GS	AB	R	H	2B	3B	HR	RBI	TB	BB	HBP	SF	OB%	SB
2011	----	1-0	0	0	0	0	0	0	0	0	1	0	0	1.000	0-0
2012	.385	3-3	13	3	5	1	0	2	5	12	0	0	0	.385	0-0
<b>Totals</b>	<b>.385</b>	<b>4-3</b>	<b>13</b>	<b>3</b>	<b>5</b>	<b>1</b>	<b>0</b>	<b>2</b>	<b>5</b>	<b>12</b>	<b>1</b>	<b>0</b>	<b>0</b>	<b>.429</b>	<b>0-0</b>

## McGibbon's NCAA Tournament Stats

Year	AVG	G-GS	AB	R	H	2B	3B	HR	RBI	TB	BB	HBP	SF	OB%	SB
2011	.000	3-0	3	0	0	0	0	0	0	0	0	0	0	.000	0-0
2012	.176	4-4	17	1	3	2	0	0	1	5	2	0	1	.250	0-1
<b>Totals</b>	<b>.150</b>	<b>7-4</b>	<b>20</b>	<b>1</b>	<b>3</b>	<b>2</b>	<b>0</b>	<b>0</b>	<b>1</b>	<b>5</b>	<b>2</b>	<b>0</b>	<b>1</b>	<b>.217</b>	<b>0-1</b>



## #28 Jonathan Meyer

**RHP • R-R • 6-0 • 180 • Jr. • 2VL**  
**San Diego, CA • Cathedral Catholic HS**

Has been used as a long relief and starter during his career...has been effective when keeping the ball down in the strikezone...in 160.2 innings pitched over 67 appearances (13 starts) and three seasons, he has a 9-8 record, four saves, and a 4.03 ERA while allowing 168 hits (.269 opponents' batting average) and 45 walks with 124 strikeouts...has not allowed more than three walks in any of his 67 appearances and has allowed three walks in only three appearances...athletic and

good fielder.

**2012:** All-ACC Academic team member...had a 2-5 record, one save, and a 3.96 ERA in a team-high-tying 24 appearances (six starts)...in 63.2 innings pitched, he allowed 79 hits (.310 opponents' batting average) and 18 walks with 38 strikeouts...only allowed one steal in four attempts and three (solo) homers...in 42.0 innings pitched over his 18 relief appearances, he had one save and a 2.36 ERA...in 30.2 innings pitched over nine appearances (one start) away from home, he had a 2.35 ERA and allowed only six walks with 16 strikeouts...had a team-best 1.65 ERA in 27.1 innings pitched over eight relief appearances on opponents' home fields...in 23.1 innings pitched over nine appearances (two starts) in March, he had

a 1.93 ERA and 21 strikeouts against only two walks...pitched 3.0 innings in relief, allowing no earned runs and one walk with four strikeouts at #2 South Carolina on Mar. 3...pitched 2.2 innings in relief, allowing no hits and no earned runs with one strikeout against #6 North Carolina on Mar. 10...pitched 3.1 innings in relief, allowing three hits, one run, and no walks with five strikeouts to record the save against Boston College on Mar. 17...pitched 5.0 innings in a starting role, allowing one run and no walks with five strikeouts to earn the win against Elon on Mar. 20...pitched 4.0 innings in a starting role, allowing two hits, one run, and no walks with two strikeouts against Presbyterian College on Mar. 28...pitched 2.0 scoreless innings in relief of one-hit ball with two strikeouts against Charleston Southern on Apr. 17...pitched 7.0 innings in relief, allowing four hits, no runs, and no walks with two strikeouts to earn the win in the second game of a doubleheader at Maryland on Apr. 21; he threw only 70 pitches (53 strikes)...pitched 4.0 innings in relief, allowing three hits and one run with three strikeouts at Georgia Tech on Apr. 27; his scoreless innings pitched streak ended at 15.1 in the game...pitched 8.1 innings in relief, allowing seven hits, one run, and two walks with four strikeouts at #2 South Carolina in the Columbia Regional on June 3; it was the longest outing by a Tiger in 2012.

**2011:** Had a 5-2 record, one save, and a 3.31 ERA in 23 appearances (seven starts)...in 68.0 innings pitched, he allowed 55 hits (.221 opponents' batting average) and 19 walks with 63 strikeouts...had one complete game, which tied him for fifth in the ACC in that category...in 50.0 innings pitched over 11 appearances (five starts) in ACC regular-season games, he was 4-2 with a 3.06 ERA and allowed 38 hits (.211 opponents' batting average), two homers, and 15 walks with 48 strikeouts...held opponents to a .150 batting average with two outs...allowed only one of 13 inherited baserunners to score...in 13.0 innings pitched after the seventh inning, he allowed just 10 hits (.204 opponents' batting average), no runs, and three walks with 14 strikeouts...pitched 1.2 innings in relief, allowing no runs with three strikeouts against Wofford on Mar. 2...pitched 5.0 innings in relief, allowing three hits, no runs, and two walks with two strikeouts against #6 Virginia on Mar. 13...pitched 5.0 innings in relief, allowing one hit, no runs, and one walk with seven strikeouts to earn the win against Duke on Mar. 18...pitched 4.1 innings in relief, allowing two hits and one run with three strikeouts at N.C. State on Mar. 26...pitched 4.1 innings in relief, allowing two hits, no runs, and one walk with five strikeouts to earn the win against Maryland on Apr. 8...pitched 7.0 innings in his first career start, allowing five hits, two runs, and one walk with seven strikeouts to earn the win in the second game of a doubleheader at Boston College on Apr. 16...pitched 6.0 innings in a starting role, allowing four hits, three runs, and one walk with seven strikeouts to earn the win against Wake Forest on Apr. 24...struck out all three batters he faced in the eighth inning to record the save at Western Carolina on Apr. 27...pitched 6.1 innings in a starting role, allowing three hits, no runs, and no walks with one strikeout to earn the win in the second game of a doubleheader against Gardner-Webb on May 7; he threw just 53 pitches, 43 of which were strikes, and did not allow a runner past second base; he faced just one batter over the minimum and did not throw more than two balls to a batter...pitched 8.0 innings in a starting role, allowing eight hits, three runs, and no walks with six strikeouts at Virginia Tech on May 15; it was his first career complete game.

**2010:** Had a 2-1 record, two saves, and a 5.90 ERA in 20 relief appearances...in 29.0 innings pitched, he allowed 34 hits and eight walks with 23 strikeouts...had 42 groundball outs compared to only 20 flyball outs...in 15.0 innings pitched after the seventh inning, he allowed just five earned runs (3.00 ERA) and two walks with 13 strikeouts...pitched a perfect inning in relief with one strikeout in his first career outing against Michigan State at Greenville, SC on Feb. 20...pitched 2.0 perfect innings in relief with one strikeout to record his first career save against Furman on Feb. 21...pitched 3.0 innings in relief, allowing one hit, no runs, and one walk with four strikeouts against Dayton on Mar. 3...retired all six batters he faced to close out the game to earn his first career win against N.C. State on Mar. 14...pitched 1.1 innings in relief, allowing one hit, no runs, and no walks to record the save in the second game of a doubleheader against Virginia Tech on Mar. 20...pitched 3.0 innings in relief, allowing three hits, two runs, and no walks with four strikeouts to earn the win against Georgia on Apr. 7...pitched a hitless and scoreless eighth inning at Duke on Apr. 11...pitched 3.1 innings in relief, allowing two hits and one run in the second game of a doubleheader against Florida Gulf Coast on May 2...pitched 2.0 innings in relief, allowing two hits and no runs at Maryland on May 8...pitched 2.0 innings in relief, allowing no walks with three strikeouts at Wake Forest on May 15...played for Oahu in the Hawaii Collegiate Baseball League in the summer, where he was 4-1 with a 1.22 ERA and 40 strikeouts in 37.0 innings pitched over seven appearances (six starts); he won the Top Pitcher Award as the league's best pitcher and was the starting pitcher for the Makai Islanders in the All-Star game; named the league's #7 prospect by **Baseball America**.

**Before Clemson:** Section pitcher-of-the-year as a senior at Cathedral Catholic High School...#67 high school prospect in California and #395 high school prospect in the nation by **Perfect Game**...team pitcher-of-the-year as a junior and senior...member of the Division III state champions as a senior...had a 9-2 record, 2.42 ERA, one save, and 64 strikeouts as a junior...First-Team All-Western League selection as a junior...district pitcher-of-the-year as a junior...lettered three times in baseball at Cathedral Catholic High, where he was coached by Gary Remiker.

**Personal:** His father, Michael, played basketball at Cal Tech...member of the ACC Academic Honor Roll in 2010-11...majoring in management...born Jonathan Paul Meyer on Jan. 2, 1991 in Upland, CA.



# TIGER BIOS

## Meyer's Overall Stats

Year	ERA	W-L	G-GS	CG	SHO	SV	IP	H	R	ER	BB	SO
2010	5.90	2-1	20-0	0	0	2	29.0	34	20	19	8	23
2011	3.31	5-2	23-7	1	0	1	68.0	55	26	25	19	63
2012	3.96	2-5	24-6	0	0	1	63.2	79	33	28	18	38
<b>Totals</b>	<b>4.03</b>	<b>9-8</b>	<b>67-13</b>	<b>1</b>	<b>0</b>	<b>4</b>	<b>160.2</b>	<b>168</b>	<b>79</b>	<b>72</b>	<b>45</b>	<b>124</b>

## Meyer's ACC Regular-Season Stats

Year	ERA	W-L	G-GS	CG	SHO	SV	IP	H	R	ER	BB	SO
2010	4.66	1-0	7-0	0	0	1	9.2	12	6	5	2	6
2011	3.06	4-2	11-5	1	0	0	50.0	38	18	17	15	48
2012	3.91	1-2	10-1	0	0	1	25.1	29	12	11	6	18
<b>Totals</b>	<b>3.49</b>	<b>6-4</b>	<b>28-6</b>	<b>1</b>	<b>0</b>	<b>2</b>	<b>85.0</b>	<b>79</b>	<b>36</b>	<b>33</b>	<b>23</b>	<b>72</b>

## Meyer's ACC Tournament Stats

Year	ERA	W-L	G-GS	CG	SHO	SV	IP	H	R	ER	BB	SO
2011	13.50	0-0	1-1	0	0	0	1.1	2	2	2	1	1

## Meyer's NCAA Tournament Stats

Year	ERA	W-L	G-GS	CG	SHO	SV	IP	H	R	ER	BB	SO
2010	27.00	0-0	1-0	0	0	0	1.0	4	3	3	0	2
2012	1.93	0-0	2-0	0	0	0	9.1	8	2	2	3	4
<b>Totals</b>	<b>4.35</b>	<b>0-0</b>	<b>3-0</b>	<b>0</b>	<b>0</b>	<b>0</b>	<b>10.1</b>	<b>12</b>	<b>5</b>	<b>5</b>	<b>3</b>	<b>6</b>



## #51 Joseph Moorefield

LHP • L-L • 6-1 • 205 • \*Jr. • 2VL  
Woodruff, SC • James F. Byrnes HS

Left-hander who has been used primarily to face lefthanded batters...one of only two lefthanders on the 2012 team...in 28.2 innings pitched over 49 relief appearances and three active seasons, he has a 2-1 record and 5.65 ERA while allowing 37 hits (.308 opponents' batting average) and 12 walks with 24 strikeouts...has not thrown a wild pitch.

**2012:** Had an 0-0 record and a 6.23 ERA in 19 relief appearances...in 8.2 innings pitched, he allowed 13 hits (.333 opponents' batting average) and two walks with 11 strikeouts...held opponents to 1-for-11 (.091) with two outs, 0-for-8 with runners on base and two outs, and 3-for-18 (.167) with seven strikeouts with runners in scoring position...allowed just one hit and no runs in 4.0 innings pitched after the seventh inning...allowed only one of his 18 inherited baserunners and none of his last 16 inherited baserunners to score...allowed only one hit and no runs in 3.0 innings pitched over seven relief appearances away from home...in 3.2 innings pitched over seven relief appearances in night games, he allowed no hits, no runs, and one walk with four strikeouts...pitched a hitless and scoreless ninth inning with one strikeout against Winthrop on Apr. 3...pitched a perfect ninth inning with one strikeout against Coastal Carolina on Apr. 24...struck out the only batter he faced with one out, a runner on third base, and the score tied in the seventh inning against College of Charleston on May 5...struck out the only batter he faced at Wake Forest on May 19...struck out the only batter he faced against #17 Virginia in the ACC Tournament on May 24...retired both batters he faced in the ninth inning against Georgia Tech in the ACC Tournament on May 26...retired the only batter he faced at #2 South Carolina in the Columbia Regional on June 2.

**2011:** Drafted in the 26th round (#786 overall pick) by the Kansas City Royals...had a 2-1 record and 5.28 ERA in 24 relief appearances...in 15.1 innings pitched, he allowed 19 hits (.292 opponents' batting average) and five walks with nine strikeouts...did not throw a wild pitch...allowed an earned run in only five of his 24 appearances...held lefthanded batters to a .161 batting average...allowed only four of 15 inherited baserunners to score...pitched a perfect ninth inning with a strikeout against Eastern Michigan on Feb. 18...pitched 2.0 innings in relief, allowing no hits, no runs, and no walks with two strikeouts to earn his first career win against #4 South Carolina on Mar. 6...pitched a scoreless seventh inning against Furman on Apr. 26...struck out the only batter he faced with two outs in the seventh inning, the score tied 3-3, and the potential go-ahead run on third base to earn the win in the second game of a doubleheader at Virginia Tech on May 14...retired both batters he faced in relief with one strikeout at #4 Florida State on May 19.

**2010:** Had an 0-0 record and 5.79 ERA in six relief appearances...in 4.2 innings pitched, he allowed five hits and five walks with four strikeouts...allowed a run in only one of his six appearances and a hit in just two of his six appearances...held opponents to 0-for-4 with two outs...allowed just one hit in 10 at-bats and no runs with four strikeouts in 3.1 innings pitched over four relief appearances at home...pitched a perfect eighth inning with two strikeouts against #16 Alabama in the Clemson Super Regional on June 13.

**2009:** Red-shirted.

**Before Clemson:** All-state pitcher at James F. Byrnes High School...played in the North-South All-Star game...#465 high school prospect in the nation by **Perfect Game**...#63 high school lefthander prospect in the nation by **Perfect Game**...#37 prospect in South Carolina by **Perfect Game**...#4 prospect in South Carolina by **Impact Baseball**...#4 lefthander prospect in South Carolina by **Diamond Prospect**...all-region selection as a junior...lettered five times in baseball at James F. Byrnes High, where he was coached by Chris Carter.

**Personal:** Majoring in community recreation, sport, & camp management...born Joseph Harvey Moorefield on Oct. 25, 1989 in Spartanburg, SC.

## Moorefield's Overall Stats

Year	ERA	W-L	G-GS	CG	SHO	SV	IP	H	R	ER	BB	SO
2010	5.79	0-0	6-0	0	0	0	4.2	5	3	3	5	4
2011	5.28	2-1	24-0	0	0	0	15.1	19	11	9	5	9
2012	6.23	0-0	19-0	0	0	0	8.2	13	7	6	2	11
<b>Totals</b>	<b>5.65</b>	<b>2-1</b>	<b>49-0</b>	<b>0</b>	<b>0</b>	<b>0</b>	<b>28.2</b>	<b>37</b>	<b>21</b>	<b>18</b>	<b>12</b>	<b>24</b>

## Moorefield's ACC Regular-Season Stats

Year	ERA	W-L	G-GS	CG	SHO	SV	IP	H	R	ER	BB	SO
2010	0.00	0-0	1-0	0	0	0	0.1	0	0	0	2	0
2011	14.73	1-1	7-0	0	0	0	3.2	8	6	6	2	3
2012	13.50	0-0	6-0	0	0	0	1.1	2	2	2	0	2
<b>Totals</b>	<b>13.50</b>	<b>1-1</b>	<b>14-0</b>	<b>0</b>	<b>0</b>	<b>0</b>	<b>5.1</b>	<b>10</b>	<b>8</b>	<b>8</b>	<b>4</b>	<b>5</b>

## Moorefield's ACC Tournament Stats

Year	ERA	W-L	G-GS	CG	SHO	SV	IP	H	R	ER	BB	SO
2011	27.00	0-0	2-0	0	0	0	0.1	1	1	1	0	0
2012	0.00	0-0	2-0	0	0	0	1.0	0	0	0	0	1
<b>Totals</b>	<b>6.75</b>	<b>0-0</b>	<b>4-0</b>	<b>0</b>	<b>0</b>	<b>0</b>	<b>1.1</b>	<b>1</b>	<b>1</b>	<b>1</b>	<b>0</b>	<b>1</b>

## Moorefield's NCAA Tournament Stats

Year	ERA	W-L	G-GS	CG	SHO	SV	IP	H	R	ER	BB	SO
2010	0.00	0-0	1-0	0	0	0	1.0	0	0	0	0	2
2012	0.00	0-0	1-0	0	0	0	0.1	0	0	0	0	0
<b>Totals</b>	<b>0.00</b>	<b>0-0</b>	<b>2-0</b>	<b>0</b>	<b>0</b>	<b>0</b>	<b>1.1</b>	<b>0</b>	<b>0</b>	<b>0</b>	<b>0</b>	<b>2</b>



## #9 Phil Pohl

C/1B/OF • R-R • 5-11 • 215 • Sr. • 3VL  
Cooperstown, NY • Cooperstown Central HS

One of the most respected players on the team for his hard work and dedication on the field and in the classroom...was the primary backup behind the plate in 2009 and 2010, but became one of the team's top hitters and batted in the #2 spot in the batting order during the second half of the 2011 season...was the team's cleanup hitter during most of the 2012 season...a career .286 hitter with a .363 on-base percentage in 198 games (157 starts) over four seasons...had

44 doubles, one triple, 15 homers, 113 RBIs, 94 runs, 49 walks, 32 hit-by-pitches, and seven steals...two-time team co-captain...two-time winner of the Tiger Baseball Award, given to the team's best leader...two-time All-ACC selection...two-time Academic All-American and two-time, first-team Academic All-District selection...two-time All-ACC Academic selection.

**2012:** Drafted in the 28th round (#859 overall pick) by the Oakland Athletics and signed in June...team co-captain...second-team All-Atlantic Region by **ABCA**...First-Team All-ACC selection...one of five Lowe's Senior CLASS Award First-Team members...first-team Academic All-American by **CoSIDA**; he became Clemson's first first-team Academic All-American since 1995 (Paul Galloway)...strength & conditioning All-American by **NSCA**...first-team Academic All-District IV by **CoSIDA**...All-ACC Academic team member...winner of the Tiger Baseball Award, given to the team's best leader...hit .286 with 30 runs, 11 doubles, nine homers, a team-high 58 RBIs, a .355 on-base percentage, 18 walks, a team-high 12 hit-by-pitches, a team-tying-high five sacrifice flies, and two steals in 63 games (63 starts, including 43 as the DH, 12 at catcher, and eight at first base)...his 12 hit-by-pitches tied for sixth-most in school history...one of only three Tigers to start and play every game...tied for fourth in the ACC in RBIs...was 5-for-11 (.455) with a grand slam and 11 RBIs with the bases loaded...had 19 multi-hit games and a team-high 14 multi-RBI games...had a team-high 21 two-out RBIs...had an 11-game hitting streak from March to April...member of the Columbia Regional All-Tournament team after going 5-for-19 (.263) with a homer, eight RBIs, and a walk in four games...went 2-for-4 with a homer, three RBIs, and two runs in the second game of a doubleheader against UAB on Feb. 18; his solo homer in the seventh inning tied the score...went 3-for-4 with an RBI and a walk against Maine on Feb. 24...went 1-for-2 with a two-run homer, two runs, one walk, and one hit-by-pitch against Maine on Feb. 25...went 2-for-5 with two runs and a two-out, two-run double in the sixth inning that gave Clemson the lead for good against Maine on Feb. 26; he was 6-for-11 (.545) with a homer, double, five RBIs, and four runs in the series...went 2-for-5 with two runs and a two-run homer in the eighth inning to tie the score against #2 South Carolina on Mar. 4...went 3-for-3 with two doubles, five RBIs, a team-tying-season-high four runs, and one walk against Holy Cross on Mar. 7...went 3-for-6 with an RBI at #18 Georgia on Mar. 27...went 2-for-3 with two RBIs and a walk against #7 Miami (FL) on Apr. 1...hit a three-run homer against Winthrop on Apr. 3...went 2-for-5 with a double and two RBIs at Maryland on Apr. 20...went 3-for-4 with a double and two RBIs in the first game of a doubleheader at Maryland on Apr. 21...hit a long solo homer with two runs and a hit-by-pitch in the second game of a doubleheader at Maryland on Apr. 21; he was 6-for-12 with two doubles, one homer, five RBIs, and three runs in the series...went 3-for-5 with a double and RBI against Coastal Carolina on Apr. 24...went 3-for-5 with a homer, three RBIs, three runs, and a hit-by-pitch at Georgia Tech on

Apr. 28...went 2-for-4 with a double and two RBIs against #1 Florida State on May 12...went 2-for-5 with a double and run against #1 Florida State in the ACC Tournament on May 25; his one-out single on an 0-2 pitch started Clemson's rally in its eventual win...went 2-for-5 with a grand slam and five RBIs against Coastal Carolina in the Columbia Regional on June 1...went 2-for-4 with a walk and a crucial two-out, run-scoring single in the ninth inning against Coastal Carolina in the Columbia Regional on June 3...preseason first-team All-ACC by [CollegeSportsMadness.com](http://CollegeSportsMadness.com).

**2011:** Team co-captain...Second-Team All-ACC selection...third-team Academic All-American by **CoSIDA**; he became Clemson's first Academic All-American since 1995 (Paul Galloway)...first-team Academic All-District III by **CoSIDA**...All-ACC Academic team member...co-winner of the Tiger Baseball Award, given to the team's best leader...won the Dedication Award for outstanding work in the strength training room...hit .333 with 43 runs, a team-high 22 doubles, four homers, 33 RBIs, a .391 on-base percentage, and five steals in 60 games (57 starts, including 37 as the DH, 17 at catcher, two at first base, and one in right field)...had a team-high eight hit-by-pitches...third in the ACC in doubles...made at least one start in every spot in the batting order except #1 and #9...started a team-high 37 games in the #2 spot in the batting order...hit .330 with nine doubles and a .400 on-base percentage in 28 ACC regular-season games...hit .351 in 19 games on opponents' home fields...had a team-tying-high 24 multi-hit games...only committed two errors and allowed just two passed balls...had an 11-game hitting streak from March to April...member of the Clemson Regional All-Tournament team after going 7-for-18 (.389) with three doubles, one RBI, and two runs in four games...went 2-for-3 with two runs against Cincinnati on Feb. 25...hit a two-run homer and stole a base against Charleston Southern on Feb. 26...went 2-for-3 with two doubles, two RBIs, a run, and walk at #4 South Carolina on Mar. 4...went 2-for-3 with a homer and two RBIs against Presbyterian College at Greenville, SC on Mar. 16...went 2-for-5 with a double and three RBIs against Duke on Mar. 18...went 2-for-5 with a double, RBI, two runs, and a walk against Duke on Mar. 19...went 2-for-3 with an RBI, a run, and two walks against Duke on Mar. 20; he was 6-for-13 with two doubles, five RBIs, three runs, and three walks in the series...went 2-for-3 with a double, two runs, a walk, and hit-by-pitch at N.C. State on Mar. 27; he was 5-for-10 with two doubles and a .615 on-base percentage in the series...went 2-for-4 with a double, two runs, and a hit-by-pitch at #6 North Carolina on Apr. 2...hit a double and had three RBIs against Western Carolina on Apr. 6...went 2-for-5 with a two-run homer against Maryland on Apr. 9...went 2-for-5 with two doubles and three RBIs at Boston College on Apr. 15...went 3-for-5 with an RBI and steal in the first game of a doubleheader at Boston College on Apr. 16...went 3-for-5 with two runs and a walk in the second game of a doubleheader at Boston College on Apr. 16; he was 8-for-15 (.533) with two doubles, four RBIs, and three runs in the series...hit a solo homer against #9 Georgia Tech on May 1...went 3-for-5 in the first game of a doubleheader at Virginia Tech on May 14...went 3-for-5 with two doubles and an RBI against Sacred Heart in the Clemson Regional on June 3...went 3-for-5 with a double and two runs against #21 Coastal Carolina in the Clemson Regional on June 4.

**2010:** Hit .212 with 12 runs, seven doubles, one triple, one homer, and 19 RBIs in 35 games (17 starts, all at catcher)...hit .308 with runners in scoring position...was 4-for-6 with a grand slam, two doubles, 14 RBIs, and two hit-by-pitches with the bases loaded...14 of his 19 RBIs came in his nine plate appearances with the bases loaded...nine of his 14 hits went for extra bases...was 4-for-14 (.286) with five runs, two doubles, one triple, one homer, seven RBIs, and a .786 slugging percentage in his 18 games off the bench...went 2-for-4 with a double and four RBIs against Wright State on Feb. 27...came off the bench and hit a grand slam at #15 South Carolina on Mar. 7...hit a pinch-hit triple, scored a run, and added a hit-by-pitch against Florida Gulf Coast on May 4...came off the bench and hit a three-run double at Maryland on May 7...hit a two-run single at Wake Forest on May 15...played for Chatham in the Cape Cod League in the summer, where he hit .250 in 10 games.

**2009:** Hit .194 with nine runs, four doubles, one homer, three RBIs, and a .341 on-base percentage in 40 games (20 starts, all at catcher)...allowed just one passed ball...hit a double and scored three runs against South Carolina-Upstate on Mar. 18; he also was the catcher for the entire game when five righthanders combined to pitch a no-hitter...went 2-for-4 with his first career homer in the first game of a doubleheader at Boston College on Mar. 28...went 2-for-4 with a double and run in the second game of a doubleheader against Maryland on May 3...came off the bench and went 1-for-1 with an RBI and walk against Tennessee Tech in the Clemson Regional on May 31...played for Chatham in the Cape Cod League in the summer, where he hit .179 in 18 games.

**Before Clemson:** Drafted in the 44th round (#1313 overall pick) by the Tampa Bay Rays in 2008...four-time member of the Center State All-Star team and four-time team MVP...Louisville Slugger and Gatorade Player-of-the-Year as a senior...#12 high school catcher prospect in the nation by **Perfect Game**...#3 prospect in New York by **Perfect Game**...State Class C Player-of-the-Year as a junior...hit .509 with five homers, 39 RBIs, and 41 steals as a junior...East Coast Pro Showcase and Area Code Games selection in 2007...lettered four times in baseball and two times in football at Cooperstown Central High School, where he was coached by Frank Miosek.

**Personal:** Three-time member of the ACC Academic Honor Roll...had a 3.63 career GPA and 3.0 GPA or better in all eight semesters...honored during the 2010 College World Series Opening Ceremonies for having Clemson's top GPA...graduated on May 11, 2012 with a degree in management...born Philip Michael Pohl on July 22, 1990 in Bakersfield, CA.

## Pohl's Overall Stats

Year	AVG	G-GS	AB	R	H	2B	3B	HR	RBI	TB	BB	HBP	SF	OB%	SB
2009	.194	40-20	67	9	13	4	0	1	3	20	10	5	0	.341	0-0
2010	.212	35-17	66	12	14	7	1	1	19	26	4	7	1	.321	0-1
2011	.333	60-57	228	43	76	22	0	4	33	110	17	8	5	.391	5-7
2012	.286	63-63	255	30	73	11	0	9	58	111	18	12	5	.355	2-5
<b>Totals</b>	<b>.286</b>	<b>198-157</b>	<b>616</b>	<b>94</b>	<b>176</b>	<b>44</b>	<b>1</b>	<b>15</b>	<b>113</b>	<b>267</b>	<b>49</b>	<b>32</b>	<b>11</b>	<b>.363</b>	<b>7-13</b>

## Pohl's ACC Regular-Season Stats

Year	AVG	G-GS	AB	R	H	2B	3B	HR	RBI	TB	BB	HBP	SF	OB%	SB
2009	.222	15-8	27	3	6	2	0	1	1	11	2	2	0	.323	0-0
2010	.172	13-8	29	4	5	2	0	0	8	7	2	4	1	.306	0-1
2011	.330	28-28	115	17	38	9	0	2	17	53	9	5	1	.400	2-3
2012	.263	30-30	118	9	31	5	0	3	21	45	10	5	2	.341	1-2
<b>Totals</b>	<b>.277</b>	<b>86-74</b>	<b>289</b>	<b>33</b>	<b>80</b>	<b>18</b>	<b>0</b>	<b>6</b>	<b>47</b>	<b>116</b>	<b>23</b>	<b>16</b>	<b>4</b>	<b>.358</b>	<b>3-6</b>

## Pohl's ACC Tournament Stats

Year	AVG	G-GS	AB	R	H	2B	3B	HR	RBI	TB	BB	HBP	SF	OB%	SB
2009	.000	1-0	1	0	0	0	0	0	0	0	0	0	0	.000	0-0
2010	----	2-0	0	0	0	0	0	0	0	0	0	0	0	----	0-0
2011	.333	3-3	12	3	4	2	0	0	1	6	1	0	1	.357	0-0
2012	.154	3-3	13	1	2	1	0	0	0	3	1	0	0	.214	0-0
<b>Totals</b>	<b>.231</b>	<b>9-6</b>	<b>26</b>	<b>4</b>	<b>6</b>	<b>3</b>	<b>0</b>	<b>0</b>	<b>1</b>	<b>9</b>	<b>2</b>	<b>0</b>	<b>1</b>	<b>.276</b>	<b>0-0</b>

## Pohl's NCAA Tournament Stats

Year	AVG	G-GS	AB	R	H	2B	3B	HR	RBI	TB	BB	HBP	SF	OB%	SB
2009	.250	3-1	4	0	1	0	0	0	1	1	1	0	0	.400	0-0
2010	.000	3-0	2	0	0	0	0	0	0	0	0	0	0	.000	0-0
2011	.389	4-4	18	2	7	3	0	0	1	10	1	0	0	.421	0-1
2012	.263	4-4	19	1	5	0	0	1	8	8	1	0	0	.300	0-0
<b>Totals</b>	<b>.302</b>	<b>14-9</b>	<b>43</b>	<b>3</b>	<b>13</b>	<b>3</b>	<b>0</b>	<b>1</b>	<b>10</b>	<b>19</b>	<b>3</b>	<b>0</b>	<b>0</b>	<b>.348</b>	<b>0-1</b>



## #21 Kevin Pohl

RHP • R-R • 6-3 • 180 • So. • 1VL

Saint Louis, MO • Parkway South Senior HS

Righthander who was the team's top freshman pitcher in 2011 and was a weekend starter most of the 2012 season...effective when keeping the ball down in the strikezone...in 109.0 innings pitched over 33 appearances (17 starts) and two seasons, he has a 12-6 record and a 3.14 ERA while allowing 117 hits (.279 opponents' batting average) and 42 walks with 57 strikeouts.

**2012:** Had a 7-4 record and a 3.66 ERA in 16 appearances (14 starts)...in 76.1 innings pitched, he allowed 80 hits (.277 opponents' batting average) and 32 walks with 40 strikeouts...tied for the team lead in wins...in 48.0 innings pitched over nine appearances (seven starts) at home, he was 5-1 with a 1.88 ERA...tied for 10th in the ACC in wins...in 19.0 innings pitched over four appearances (two starts) in non-ACC regular-season games, he had a 3-0 record and did not allow an earned run...had a 2.96 ERA in 27.1 innings pitched over five starts against top-25 ranked teams...held opponents to a .163 batting average with runners in scoring position and two outs...had a 1.42 ERA in 12.2 innings pitched after the fifth inning...only allowed three steals in five attempts...pitched 4.0 innings in relief, allowing two hits, no runs, and two walks with three strikeouts to earn the win in the second game of a doubleheader against UAB on Feb. 18...pitched 3.0 innings in relief, allowing no earned runs and no walks with four strikeouts to earn the win against Maine on Feb. 26...pitched 5.0 innings in a starting role, allowing no earned runs and two walks with five strikeouts against #2 South Carolina on Mar. 4...pitched 6.2 innings in a starting role, allowing seven hits, one run, and no walks with five strikeouts to earn the win against Boston College on Mar. 18...pitched 6.0 innings in a starting role, allowing six hits, one run, and one walk with three strikeouts against #7 Miami (FL) on Apr. 1...pitched 7.0 innings in a starting role, allowing four hits, two runs, and one walk with four strikeouts to earn the win at Duke on Apr. 8; he retired the first 15 batters...pitched 7.0 innings in a starting role, allowing six hits, no runs, and one walk with five strikeouts to earn the win against College of Charleston on May 6...pitched 6.0 innings in a starting role, allowing six hits, one earned run, and one walk to earn the win in the first game of a doubleheader against #1 Florida State on May 14...pitched 5.0 innings in a starting role, allowing four hits and two runs with one strikeout to earn the win against Coastal Carolina in the Columbia Regional on June 1...#98 sophomore in the nation in the preseason by **Perfect Game**.

**2011:** Second-team freshman All-American by **NCBWA**...All-ACC Academic team member...had a 5-2 record and 1.93 ERA in 17 appearances (three starts)...in 32.2 innings pitched, he allowed 37 hits (.282 opponents' batting average), no homers, and 10 walks with 17 strikeouts...led the team in ERA...in 11.2 innings pitched over eight relief appearances in ACC regular-season games, he was 1-0 with a 2.31 ERA...had a .190 opponents' batting average with runners in scoring position...pitched 3.2 innings in relief in his first career outing, allowing one run and no walks against Eastern Michigan on Feb. 19...pitched 2.2 innings in relief, allowing three hits and no runs to earn his first career win against Wofford on Mar. 2...pitched 3.0 innings in relief, allowing four hits, one run, and no walks with two



# TIGER BIOS

strikeouts to earn the win against Duke on Mar. 19...pitched a scoreless seventh inning in relief, allowing one hit with two strikeouts at N.C. State on Mar. 25...retired the only batter he faced in the sixth inning to earn the win against Georgia on Mar. 29...pitched 2.2 innings in relief, allowing one hit and no earned runs with one strikeout at #6 North Carolina on Apr. 1...pitched a hitless and scoreless sixth inning at #6 North Carolina on Apr. 3; he allowed just one hit and no earned runs in 3.2 innings pitched in the series...pitched 2.0 innings in relief, allowing two hits and no runs with one strikeout at Boston College on Apr. 15...pitched a scoreless eighth inning with two strikeouts in the second game of a doubleheader against Gardner-Webb on May 7...pitched 5.0 innings in his first career start, allowing three hits, no runs, and one walk with two strikeouts to earn the win against East Tennessee State on May 11...pitched 5.0 innings in a starting role, allowing six hits, no runs, and one walk with four strikeouts to earn the win against Davidson on May 17...pitched 2.0 innings in relief, allowing one hit and no runs with a strikeout against Sacred Heart in the Clemson Regional on June 3.

**Before Clemson:** All-conference selection as a senior at Parkway South Senior High School...#2 righthander prospect in Missouri, #6 overall prospect in Missouri, and #333 overall prospect in the nation by **Perfect Game**...member of the USA Tournament of Stars...all-metro selection as a junior...all-district pick in basketball as a senior...lettered three times in baseball and three times in basketball at Parkway South Senior High, where he was coached by Adam Stahl.

**Personal:** Pronounced POHL-ee...has an identical twin brother, Scott...member of the ACC Academic Honor Roll in 2010-11...majoring in visual arts...born Kevin Raymond Pohle on Apr. 27, 1992 in Saint Louis, MO.

Pohle's Overall Stats												
Year	ERA	W-L	G-GS	CG	SHO	SV	IP	H	R	ER	BB	SO
2011	1.93	5-2	17-3	0	0	0	32.2	37	9	7	10	17
2012	3.66	7-4	16-14	0	0	0	76.1	80	43	31	32	40
<b>Totals</b>	<b>3.14</b>	<b>12-6</b>	<b>33-17</b>	<b>0</b>	<b>0</b>	<b>0</b>	<b>109.0</b>	<b>117</b>	<b>52</b>	<b>38</b>	<b>42</b>	<b>57</b>

Pohle's ACC Regular-Season Stats												
Year	ERA	W-L	G-GS	CG	SHO	SV	IP	H	R	ER	BB	SO
2011	2.31	1-0	8-0	0	0	0	11.2	12	5	3	5	7
2012	4.47	3-3	10-10	0	0	0	50.1	52	30	25	23	21
<b>Totals</b>	<b>4.06</b>	<b>4-3</b>	<b>18-10</b>	<b>0</b>	<b>0</b>	<b>0</b>	<b>62.0</b>	<b>64</b>	<b>35</b>	<b>28</b>	<b>28</b>	<b>28</b>

Pohle's ACC Tournament Stats												
Year	ERA	W-L	G-GS	CG	SHO	SV	IP	H	R	ER	BB	SO
2012	18.00	0-1	1-1	0	0	0	2.0	6	4	4	0	1

Pohle's NCAA Tournament Stats												
Year	ERA	W-L	G-GS	CG	SHO	SV	IP	H	R	ER	BB	SO
2011	11.57	0-1	2-1	0	0	0	2.1	6	3	3	1	1
2012	3.60	1-0	1-1	0	0	0	5.0	4	2	2	4	1
<b>Totals</b>	<b>6.14</b>	<b>1-1</b>	<b>3-2</b>	<b>0</b>	<b>0</b>	<b>0</b>	<b>7.1</b>	<b>10</b>	<b>5</b>	<b>5</b>	<b>5</b>	<b>2</b>



## #8 Richie Shaffer

3B/1B • R-R • 6-3 • 205 • Jr. • 2VL  
Charlotte, NC • Providence Senior HS

Corner infielder who has tremendous power...one of the best defensive first-basemen in Clemson history, but moved to third base at the start of the 2012 season and has been solid there...a career .325 hitter with a .562 slugging percentage and .448 on-base percentage in 174 games (170 starts) over three seasons...has 47 doubles, four triples, 30 homers, 137 RBIs, 156 runs, 125 walks, 17 hit-by-pitches, and 18 steals...has committed only 14 errors in his career (.986 fielding percentage)...two-time, First-Team All-ACC selection; he became the first Tiger in history to be named First-Team All-ACC at two different infield positions over the course of a career...has started each of the last 142 games...has been named ACC Player-of-the-Week four times in his career...two-time All-ACC Academic selection.

**2012:** Drafted in the first round (#25 overall pick) by the Tampa Bay Rays...team co-captain...one of 30 semifinalists for the Golden Spikes Award...first-team All-American by **Perfect Game**...third-team All-American by **ABCA** and **Collegiate Baseball**...first-team All-Atlantic Region by **ABCA**...First-Team All-ACC selection...first-team All-ACC by **CollegeSportsMadness.com**...won the Mitchell Award, given to the team's most valuable player...hit .336 with 49 runs, 121 doubles, two triples, 10 homers, 46 RBIs, a .573 slugging percentage, .480 on-base percentage, 63 walks, three hit-by-pitches, and eight steals in 63 games (63 starts at third base)...his 63 walks tied for third-most in school history...one of only three Tigers to start and play every game...tied for third in the nation in walks and sixth in walks per game (1.00)...tied for second in the ACC in walks, third in on-base percentage, tied for fourth in total bases (133), fifth in slugging percentage, tied for sixth in doubles, tied for seventh in homers, ninth in batting average, and tied for 10th in hits (78)...led or tied for the team lead in batting average, games, starts, hits, doubles, homers, total bases, slugging percentage, walks, on-base percentage, and multi-hit games (24)...had 13 multi-RBI

games and 19 two-out RBIs...hit a team-high .378 with a .521 on-base percentage at home...hit a team-high .377 with a .557 on-base percentage in 20 games against top-25 ranked teams...hit a team-high .382 in April...committed only four errors in the last 43 games (.969 fielding percentage)...received ACC Player-of-the-Week honors three times, more than any other player...had seven consecutive multi-hit games from February to March...had a 24-game errorless streak from March to April...had eight consecutive multi-hit games in April...had a 10-game hitting streak from March to April...reached base via a hit or walk in 32 consecutive games from March to May...named ACC Co-Player-of-the-Week on April 2 for his performance in five games from Mar. 27 to Apr. 1; he went 6-for-18 (.333) with three doubles, two homers, seven RBIs, three runs, five walks, a .478 on-base percentage, one steal, and no errors in 16 chances at third base...named national hitter-of-the-week by **NCBWA** and ACC Player-of-the-Week on Apr. 9 for his performance in five games from Apr. 2-8; he went 12-for-21 (.571) with one homer, one double, seven RBIs, four runs, three walks, a .600 on-base percentage, three steals, and no errors in 13 chances at third base; he had at least two hits in all five games...went 2-for-4 with a homer, double, two RBIs, and two runs in the first game of a doubleheader against UAB on Feb. 18...went 3-for-5 with an RBI against Maine on Feb. 25...went 2-for-4 with a homer and three RBIs against Maine on Feb. 26; he was 6-for-12 with a homer, double, five RBIs, and three runs in the series...went 2-for-2 with a double, two runs, and three walks against #2 South Carolina at Charleston, SC on Mar. 2...went 2-for-5 with a homer, double, three RBIs, and two runs at #2 South Carolina on Mar. 3...went 2-for-2 with a homer, two runs, and three walks against #2 South Carolina on Mar. 4; he was 6-for-9 with two homers, two doubles, four RBIs, six runs, and six walks in the series to earn the Bob Bradley Award and ACC Player-of-the-Week honors...went 3-for-4 with a school-record-tying and team-season-high three doubles, one RBI, three runs, and two walks against Holy Cross on Mar. 7...went 3-for-4 with a triple, RBI, run, and walk against #6 North Carolina on Mar. 9...went 3-for-6 with a homer, two doubles, three RBIs, and two runs at #18 Georgia on Mar. 27...hit a two-out, two-run double in the seventh inning to give Clemson the lead for good against #7 Miami (FL) on Mar. 31...went 2-for-3 with a homer, two RBIs, two runs, and one walk against Winthrop on Apr. 3...went 3-for-5 with two RBIs and a steal against Western Carolina on Apr. 4...went 3-for-4 with a double two RBIs, and a walk at Duke on Apr. 7; he was 7-for-13 (.538) with three RBIs and two steals in the series...went 2-for-3 with a double, RBI, three runs, and two walks against Furman at Greenville, SC (Fluor Field) on Apr. 10...went 3-for-3 with a double, two RBIs, and three walks against #17 N.C. State on Apr. 13; he was 5-for-10 with five walks in the series...broke a 3-3 tie with a two-out, two-run triple in the ninth inning and added two walks at Maryland on Apr. 20...went 3-for-5 with a double, an RBI, and a run against College of Charleston on May 6...went 3-for-6 with two RBIs and two runs against Tennessee Tech on May 8; he hit a walkoff homer in the 10th inning...tied the score in the sixth inning with a solo homer against #1 Florida State on May 12...went 4-for-4 with two doubles and two RBIs at Wake Forest on May 17...had a team-season-high four walks against #17 Virginia in the ACC Tournament on May 24; he totaled a double, RBI, run, seven walks, one hit-by-pitch, and a .643 on-base percentage in three ACC Tournament games...went 1-for-3 with a double, a team-tying-season-high four runs, a walk, and hit-by-pitch against Coastal Carolina in the Columbia Regional on June 1...went 2-for-3 with a double and two walks against Coastal Carolina in the Columbia Regional on June 3...preseason first-team All-American by **Baseball America**...preseason second-team All-American by **Perfect Game**...preseason honorable mention All-American by **CollegeBaseballInsider.com**...preseason ACC player-of-the-year by **Baseball America**...preseason first-team All-ACC by **CollegeSportsMadness.com**...preseason All-ACC by **SEBaseball.com**...#12 player in the nation in the preseason by **College Baseball Daily**...#26 overall prospect and #14 college prospect in the nation for the 2012 draft in the preseason by **Baseball America**...#26 overall prospect for the 2012 draft in the preseason by **Perfect Game**...#10 junior in the nation in the preseason by **Perfect Game**...#13 junior in the nation in the preseason by **Baseball America**...#2 prospect in the ACC for the 2012 draft in the preseason by **Baseball America**.

**2011:** Second-team All-Atlantic Region by **ABCA**...First-Team All-ACC selection...first-team All-ACC by **SEBaseball.com**...All-ACC Academic team member...hit .315 with 62 runs, 15 doubles, two triples, 13 homers, 55 RBIs, a .577 slugging percentage, .438 on-base percentage, 44 walks, seven hit-by-pitches, and eight steals in 63 games (63 starts, including 57 at first base and six at third base)...led or tied for the team lead in games, runs, homers, RBIs, total bases (128), slugging percentage, and walks...tied for second in the ACC in runs, tied for second in homers, fourth in slugging percentage, eighth in RBIs, eighth in on-base percentage, ninth in total bases, and tied for ninth in walks...committed only three errors...one of only three Tigers to start every game...had 21 multi-hit games...had a team-high 16 multi-RBI games...had a team-high 27 two-out RBIs...reached base in 32 of 53 plate appearances (60 percent) as the leadoff batter of an inning...named ACC Co-Player-of-the-Week on April 4 for his performance in four games from March 29 to April 1; he went 7-for-15 (.467) with seven runs, a double, triple, grand slam, five RBIs, three walks, and a steal...had an 11-game hitting streak in April...had a 12-game scoring streak in April...went 5-for-13 (.385) with two homers, one double, five RBIs, two runs, four walks, and one steal in four Clemson Regional games...went 2-for-2 with a team-season-high four runs, an RBI, and two walks against Charleston Southern on Feb. 26...hit a two-run homer against #6 Virginia on Mar. 12...went 3-for-3 with an RBI, two runs, and two walks against Duke on Mar. 19...went 3-for-5 with an RBI against Duke on Mar. 20; he was 7-for-12 with two RBIs, three runs, three

walks, and a steal in the series...went 2-for-4 with a double and two RBIs at N.C. State on Mar. 27...went 2-for-4 with a grand slam, three runs, a walk, and steal against Georgia on Mar. 29...went 3-for-4 with a double and three runs at #6 North Carolina on Apr. 3...went 3-for-5 with an RBI against Maryland on Apr. 9...went 2-for-4 with two doubles, two RBIs, and a walk against Maryland on Apr. 10; he was 6-for-13 with two doubles, four RBIs, and three runs in the series...went 2-for-5 with a double and two RBIs in the first game of a doubleheader at Boston College on Apr. 16; he was 5-for-12 (.417) with three doubles, four RBIs, and three runs in the series...went 2-for-3 with a double, two RBIs, two runs, a walk, and steal against Wake Forest on Apr. 24...committed his first career error in his 92nd career game on a groundball against #9 Georgia Tech on May 1; he had 644 career chances without an error before his first error...went 2-for-4 with a double, three RBIs, and a steal in the first game of a doubleheader against Gardner-Webb on May 7...went 3-for-4 with a homer, two RBIs, two runs, and a walk in the second game of a doubleheader against Gardner-Webb on May 7...went 2-for-3 with a homer and walk at Gardner-Webb on May 8; he was 7-for-11 with two homers, one double, six RBIs, four runs, two walks, and one steal in the series...went 2-for-2 with a three-run homer, three runs, and a walk against Davidson on May 17...hit a solo homer with two RBIs and a walk at #4 Florida State on May 21; he hit two homers in the series...went 2-for-5 with a double, two RBIs, and a steal against #8 Georgia Tech in the ACC Tournament on May 25...hit a three-run homer with two outs in the sixth inning to give Clemson the lead for good against N.C. State in the ACC Tournament on May 28...went 3-for-4 with a homer, double, and four RBIs against #21 Coastal Carolina in the Clemson Regional on June 4...went 1-for-2 with a homer and two walks against #16 Connecticut in the Clemson Regional on June 6...#30 sophomore in the nation in the preseason by **Baseball America**...#4 prospect in the ACC for the 2012 draft in the preseason by **Perfect Game**...one of eight participants in the TD Ameritrade College Home Run Derby in Omaha, NE on July 2...played for Chatham in the Cape Cod League in the summer, where he hit .263 with 21 runs, 11 doubles, two triples, six homers, 22 RBIs, and 16 walks in 36 games; hit for the cycle in Chatham's 10-4 win over Cotuit on June 17; won the home run derby at Fenway Park prior to the Cape Cod League All-Star game on July 29; named to the Cape Cod League All-Star team...#11 prospect in the Cape Cod League by **Baseball America** and the #13 prospect by **Perfect Game**.

**2010:** All-ACC Academic team member...hit .323 with 45 runs, 11 doubles, seven homers, 36 RBIs, a .409 on-base percentage, and two steals in 48 games (44 starts, including 36 at first base and eight as the DH)...did not commit an error in 327 chances in the field...led the ACC in most chances without an error...was 3-for-4 as a pinch-hitter and 4-for-5 with two homers and four runs in four games off the bench...hit .395 with runners in scoring position...Clemson was 31-13 in his 44 starts, 35-13 in his 48 games, and 6-0 in games he hit a homer...suffered a hamstring injury in late March and missed 17 games...had three homers, three doubles, 12 RBIs, and 11 runs in 11 NCAA Tournament starts...hit a single in his first career plate appearance and scored a run against Miami (OH) on Feb. 19...went 2-for-4 with two runs, including the game-winning run in the eighth inning, and a steal against Wright State on Feb. 27...hit a three-run homer, the first long ball of his career, scored three runs, and had two walks at #15 South Carolina on Mar. 7...came off the bench and hit a two-run homer against Gardner-Webb on Mar. 11...went 3-for-5 with a double and two RBIs in the first game of a doubleheader against N.C. State on Mar. 13...hit a pinch-hit, solo homer in the first game of a doubleheader against Florida Gulf Coast on May 2...went 2-for-3 with a run against Florida Gulf Coast on May 4; he was 5-for-10 in the series...went 2-for-4 with a double, RBI, and two runs at Wake Forest on May 15...went 3-for-4 with a three-run double against #7 Florida State on May 21...went 2-for-4 with two doubles, two RBIs, and a run against #18 Virginia Tech in the ACC Tournament on May 28...went 2-for-4 with a homer, three RBIs, and three runs against #6 Georgia Tech in the ACC Tournament on May 29; he was 5-for-12 (.417) with a homer, two doubles, five RBIs, and five runs in three ACC Tournament games...went 1-for-3 with a three-run double, two runs, two walks, and started two key double plays in the seventh and eighth innings at #14 Auburn in the Auburn Regional on June 7...went 2-for-5 with a homer, four RBIs, and two runs against #16 Alabama in the Clemson Super Regional on June 13...went 2-for-5 with two homers and three RBIs against #16 Alabama in the Clemson Super Regional on June 14; he was 4-for-13 (.308) with three homers, seven RBIs, and four runs in three Clemson Super Regional games...went 2-for-5 with an RBI and run against #1 Arizona State in the College World Series on June 21...went 1-for-2 with a double, run, and hit-by-pitch against #5 South Carolina in the College World Series on June 25...#30 freshman in the nation and #3 newcomer in the ACC in the preseason by **Baseball America**...#35 prospect for the 2012 draft in the preseason by **Perfect Game**.

**Before Clemson:** Drafted in the 25th round (#757 overall pick) by the Los Angeles Dodgers in 2009...all-state selection as a sophomore, junior, and senior at Providence Senior High School...#3 high school prospect in North Carolina and #28 high school prospect in the nation by **Perfect Game**...#27 high school prospect in the nation by **Baseball America**...AFLAC All-American as a junior...2007 USA National Team member...**Perfect Game** National Showcase selection...hit .401 with 21 homers and 71 RBIs from his freshman to junior seasons...in 88.0 innings pitched, he had a 1.65 ERA and 115 strikeouts from his freshman to junior seasons...East Coast Pro Showcase selection...lettered four times at Providence Senior High, where he was coached by Danny Hignight.

**Personal:** Two-time member of the ACC Academic Honor Roll...majoring in marketing...born Richard Michael Shaffer on Mar. 15, 1991 in Flemington, NJ.

## Shaffer's Overall Stats

Year	AVG	G-GS	AB	R	H	2B	3B	HR	RBI	TB	BB	HBP	SF	OB%	SB
2010	.323	48-44	158	45	51	11	0	7	36	83	18	7	3	.409	2-2
2011	.315	63-63	222	62	70	15	2	13	55	128	44	7	3	.438	8-9
2012	.336	63-63	232	49	78	21	2	10	46	133	63	3	2	.480	8-10
<b>Totals</b>	<b>.325</b>	<b>174-170</b>	<b>612</b>	<b>156</b>	<b>199</b>	<b>47</b>	<b>4</b>	<b>30</b>	<b>137</b>	<b>344</b>	<b>125</b>	<b>17</b>	<b>8</b>	<b>.448</b>	<b>18-21</b>

## Shaffer's ACC Regular-Season Stats

Year	AVG	G-GS	AB	R	H	2B	3B	HR	RBI	TB	BB	HBP	SF	OB%	SB
2010	.320	15-15	50	10	16	4	0	0	8	20	4	2	1	.386	1-1
2011	.303	30-30	109	24	33	9	1	3	19	53	19	4	0	.424	2-2
2012	.301	30-30	113	13	34	7	2	1	16	48	26	0	2	.426	5-7
<b>Totals</b>	<b>.305</b>	<b>75-75</b>	<b>272</b>	<b>47</b>	<b>83</b>	<b>20</b>	<b>3</b>	<b>4</b>	<b>43</b>	<b>121</b>	<b>49</b>	<b>6</b>	<b>3</b>	<b>.418</b>	<b>8-10</b>

## Shaffer's ACC Tournament Stats

Year	AVG	G-GS	AB	R	H	2B	3B	HR	RBI	TB	BB	HBP	SF	OB%	SB
2010	.417	3-3	12	5	5	2	0	1	5	10	0	0	0	.417	0-0
2011	.231	3-3	13	2	3	1	0	1	5	7	0	0	0	.231	1-1
2012	.167	3-3	6	1	1	1	0	0	1	2	7	1	0	.463	1-1
<b>Totals</b>	<b>.290</b>	<b>9-9</b>	<b>31</b>	<b>8</b>	<b>9</b>	<b>4</b>	<b>0</b>	<b>2</b>	<b>11</b>	<b>19</b>	<b>7</b>	<b>1</b>	<b>0</b>	<b>.436</b>	<b>2-2</b>

## Shaffer's NCAA Tournament Stats

Year	AVG	G-GS	AB	R	H	2B	3B	HR	RBI	TB	BB	HBP	SF	OB%	SB
2010	.293	11-11	41	11	12	3	0	3	12	24	5	1	2	.367	0-0
2011	.385	4-4	13	2	5	1	0	2	5	12	4	0	1	.500	1-1
2012	.286	4-4	14	4	4	2	0	0	0	6	5	1	0	.500	0-0
<b>Totals</b>	<b>.309</b>	<b>19-19</b>	<b>68</b>	<b>17</b>	<b>21</b>	<b>6</b>	<b>0</b>	<b>5</b>	<b>17</b>	<b>42</b>	<b>14</b>	<b>2</b>	<b>3</b>	<b>.425</b>	<b>1-1</b>



## #18 Tyler Slaton

OF • L-L • 5-7 • 195 • Fr. • HS

Cumming, GA • North Forsyth HS

Outfielder who was used as a pinch-runner and defensive replacement late in games during the second half of the 2012 season.

**2012:** Hit .189 with 15 runs, one double, seven RBIs, a .353 on-base percentage, 12 walks, two hit-by-pitches, and six steals in 47 games (17 starts, including seven in centerfield, five in left field, and five in right field)...five of his seven RBIs were two-out RBIs...hit .333 with runners in scoring position...

was 4-for-9 (.444) with a .615 on-base percentage and five steals in 14 games (three starts) against top-25 ranked teams...had three outfield assists...had a .500 on-base percentage when leading off an inning...had the most chances without an error (43) on the team...scored two walkoff runs, both on walkoff hits by Thomas Brittle...went 2-for-4 with an RBI and two runs against Elon on Mar. 20...went 2-for-4 with an RBI, run, walk, and steal at #18 Georgia on Mar. 27...hit a run-scoring double and scored a run against #7 Miami (FL) on Mar. 31...came off the bench, hit a run-scoring single, and scored a run at Duke on Apr. 7...came off the bench and scored the tying run in the eighth inning and winning run in the 12th inning against #17 N.C. State on Apr. 13; he walked once and was hit-by-pitch...went 1-for-2 with an RBI and a hit-by-pitch against #17 N.C. State on Apr. 15; he reached base in four of his five plate appearances in the series...totaled three walks and two runs, including the walkoff run in the ninth inning, against Charleston Southern on Apr. 17...had two walks and scored two runs against Tennessee Tech on May 8.

**Before Clemson:** All-region selection as a sophomore, junior, and senior...lettered four times in baseball and four times in football at North Forsyth High, where he was coached by Jim Cahill.

**Personal:** Pronounced SLAYT-ihn...his father, Mike, played football at Troy and his uncle, Steve Slaton, was a wrestler at Gardner-Webb...majoring in park & protected area management...born Tyler Michael Slaton on May 26, 1992 in Cumming, GA.

## Slaton's Overall Stats

Year	AVG	G-GS	AB	R	H	2B	3B	HR	RBI	TB	BB	HBP	SF	OB%	SB
2012	.189	47-17	53	15	10	1	0	0	7	11	12	2	1	.353	6-6

## Slaton's ACC Regular-Season Stats

Year	AVG	G-GS	AB	R	H	2B	3B	HR	RBI	TB	BB	HBP	SF	OB%	SB
2012	.238	22-7	21	5	5	1	0	0	4	6	3	2	0	.385	4-4


## Slaton's ACC Tournament Stats

Year	AVG	G-GS	AB	R	H	2B	3B	HR	RBI	TB	BB	HBP	SF	OB%	SB
2012	----	1-0	0	0	0	0	0	0	0	0	0	0	0	----	0-0

## Slaton's NCAA Tournament Stats

Year	AVG	G-GS	AB	R	H	2B	3B	HR	RBI	TB	BB	HBP	SF	OB%	SB
2012	----	4-0	0	0	0	0	0	0	0	0	0	0	0	----	0-0

# TIGER BIOS



## #2 Jason Stolz

INF • R-R • 6-2 • 205 • Sr. • 3VL  
Marietta, GA • Kell HS

Multi-talented infielder...one of the team's best defensive players...had good speed and a strong arm...saw significant action at third base, shortstop, and second base...nagged by injury during most of the 2011 season, but still started all 126 games during his last two seasons...a career .278 hitter with a .344 on-base percentage in 218 games (190 starts) over four seasons...had 31 doubles, 10 homers, 88 RBIs, 105 runs, and 24 steals...had 25 career sacrifice bunts...committed only 27 errors in 658 career chances (.959 fielding percentage)...three-time All-ACC Academic selection.

**2012:** Drafted in the 17th round (#528 overall pick) by the Colorado Rockies and signed in June...team co-captain...All-ACC Academic team member...hit .270 with 36 runs, 11 doubles, seven homers, 26 RBIs, a .331 on-base percentage, 19 walks, three hit-by-pitches, a team-high seven sacrifice bunts, and five steals in 63 games (63 starts at shortstop)...committed only four errors in 266 chances (.985 fielding percentage)...one of only three Tigers to start and play every game...played 570.2 of Clemson's 575.1 innings on defense at shortstop...hit a team-high .310 with eight doubles, four homers, and 15 RBIs while committing only one error in 128 chances (.992 fielding percentage) in 30 ACC regular-season starts; his .487 slugging percentage was 10th-best in the ACC...had 15 multi-hit games...did not commit an error in 103 chances over 28 starts away from home...hit .360 as the leadoff batter of an inning...was errorless in the last 34 games (133 chances)...had an 11-game hitting streak from February to March...went 3-for-4 with a run and steal in the first game of a doubleheader against UAB on Feb. 18...went 3-for-4 with a double and run against #6 North Carolina on Mar. 10...hit a homer and double against #6 North Carolina on Mar. 11; he was 6-for-13 (.462) with three doubles and a homer in the series...went 3-for-4 with an RBI and a walk at Virginia on Mar. 23...hit a homer with two runs and two walks against Winthrop on Apr. 3...went 3-for-4 with two runs at Maryland on Apr. 20; he hit a one-out single in the ninth inning and scored the go-ahead run...went 2-for-3 with a homer, double, two RBIs, and two runs in the second game of a doubleheader at Maryland on Apr. 21; his solo homer in the fifth inning tied the score, then his sacrifice fly in the seventh inning gave Clemson the lead for good; he was 6-for-11 (.545) with two doubles, one homer, three RBIs, and four runs in the series...went 2-for-4 with two RBIs, a run, and walk at Georgia Tech on Apr. 28...hit a solo homer at Georgia Tech on Apr. 29...went 2-for-3 with a run against #1 Florida State on May 12...went 2-for-4 with a homer, double, and four RBIs in the second game of a doubleheader against #1 Florida State on May 14...went 2-for-3 with two doubles, two RBIs, a run, and walk against Coastal Carolina in the Columbia Regional on June 1...hit a team-season-high two homers with three RBIs against Coastal Carolina in the Columbia Regional on June 3; the two homers tied a school record in an NCAA Tournament game; it was the first multi-homer game by a Tiger since 2010 and was his only multi-homer game in his career...#92 senior in the nation in the preseason by **Perfect Game**.

**2011:** All-ACC Academic team member...hit .285 with 30 runs, 10 doubles, one homer, 27 RBIs, and eight steals in 63 games (63 starts, including 48 at second base, 14 at shortstop, and one as the DH)...one of only three Tigers to start every game...had a team-high 10 sacrifice bunts, seventh-most in school history...hit .323 with runners on base, .323 with runners in scoring position, and .323 with two outs...committed only one error in the last 20 games and three errors in the last 34 games...hit a team-high .429 (9-for-21) with three doubles, three RBIs, and four runs in seven postseason games; he also did not commit an error in 37 chances...went 5-for-13 (.385) in four Clemson Regional games...went 2-for-3 with a walk and steal against Eastern Michigan on Feb. 18...went 1-for-1 with a run, two walks, and a hit-by-pitch against Eastern Michigan on Feb. 20; he was 3-for-6 with three runs, three walks, and a hit-by-pitch in the series...went 3-for-4 with a double, two runs, two RBIs, and a steal against Michigan State at Greenville, SC on Feb. 27...went 3-for-5 with a double and steal against #4 South Carolina on Mar. 6...went 2-for-4 with two doubles, two runs, and an RBI against Duke on Mar. 18...went 3-for-3 with an RBI, two runs, and a hit-by-pitch against Duke on Mar. 19; he was 6-for-12 with two doubles, three RBIs, and four runs in the series...went 1-for-2 with three RBIs against #9 Georgia Tech on Apr. 29...went 3-for-3 with an RBI, hit-by-pitch, and two steals against Furman at Greenville, SC (Fluor Field) on May 10...went 1-for-2 with a run and three walks at #4 Florida State on May 20...went 2-for-2 with two doubles and a walk against N.C. State in the ACC Tournament on May 28; he was 4-for-8 with two doubles and a walk in three ACC Tournament games...went 2-for-4 with an RBI against #21 Coastal Carolina in the Clemson Regional on June 4.

**2010:** Hit .222 with 10 runs, three doubles, one homer, 14 RBIs, and four steals in 37 games (22 starts, including 16 at third base, five at shortstop, and one at second base)...hit .370 with five RBIs and three steals in 11 ACC regular-season games...hit .298 with runners on base and .286 with runners in scoring position...in his five starts at shortstop, he was 8-for-20 (.400) with a homer, five RBIs, three runs, and a steal along with only one error in 22 chances (.955 fielding percentage)...Clemson was 4-1 in his five starts at shortstop...was 7-for-12 (.583) with two doubles and five runs in the second inning...was 9-for-26 (.346) in his 10 games against top-25 ranked teams...suffered a back injury in late March and missed 13 games...went 2-for-4 with a double, two RBIs, and one steal against Furman on Feb. 21...

went 2-for-3 with a double and the game-tying, run-scoring single in the seventh inning against #15 South Carolina on Mar. 5...came off the bench and went 1-for-2 at Wake Forest on May 15...went 2-for-4 with a homer, two RBIs, and two runs against Presbyterian College on May 18; it was his first career start at shortstop...went 2-for-4 with two RBIs against #7 Florida State on May 20...went 2-for-4 with a run against #7 Florida State on May 21...went 2-for-4 with an RBI against #7 Florida State on May 22; he was 6-for-12 with three RBIs and a steal in the series...went 2-for-3 with a homer, two RBIs, and two runs against Western Carolina on Apr. 6.

**2009:** All-ACC Academic team member...hit .315 with 29 runs, seven doubles, one homer, 21 RBIs, and seven steals in 55 games (42 starts, all at third base)...had a team-high six sacrifice bunts...had a .960 fielding percentage thanks to committing just four errors in 101 chances...hit .396 in May...hit a team-high .371 with the bases empty...hit a team-high .412 as the leadoff batter of an inning...was 31-for-73 (.425) from the fifth through eighth innings...had a 10-game hitting streak in May; he was 17-for-32 (.531) with three doubles, 10 RBIs, 10 runs, five walks, a .605 on-base percentage, and five steals during the streak...came off the bench and went 1-for-1 with two runs and one hit-by-pitch against Michigan State on Mar. 10...went 2-for-3 with a run, RBI, walk, and steal at #24 Florida State on Mar. 22...hit his first career homer against Duke on Apr. 3...went 2-for-5 with two RBIs against Duke on Apr. 5...went 3-for-4 with a double, two RBIs, and a hit-by-pitch against Western Carolina on Apr. 15...went 2-for-4 with a double and RBI in the first game of a doubleheader against Maryland on May 3...went 2-for-5 with an RBI and steal in the second game of a doubleheader against Maryland on May 3; he went 5-for-12 (.417) with two doubles and three RBIs in the series...went 2-for-2 with an RBI, two runs, a walk, and steal against North Carolina-Wilmington on May 8...went 1-for-2 with an RBI, two runs, and two walks against North Carolina-Wilmington on May 9; he was 3-for-4 (.750) with two RBIs, four runs, three walks, and a steal in the series...went 2-for-3 with three RBIs, two walks, and a steal against Furman at Greenville, SC (Fluor Field) on May 11...went 3-for-3 with a hit-by-pitch, RBI, two runs, and two steals at N.C. State on May 15; he was 5-for-10 with three runs and two steals in the series...played for Falmouth in the Cape Cod League in the summer, where he hit .158 in five games.

**Before Clemson:** Drafted in the 31st round (#940 overall pick) by the Atlanta Braves in 2008...**Marietta Daily Journal** Player-of-the-Year as a senior...All-Cobb County and team MVP as a senior...Cobb County Dugout Club High School All-Star team member as a senior...#12 prospect in Georgia by **Perfect Game**...Connie Mack World Series All-Tournament selection in 2008...played on the state runnerup team as a sophomore...earned his high school's academic award...from the same high school that produced former Tiger Ben Paulsen (2007-09)...lettered three times in baseball at Kell High School, where he was coached by Donnie English.

**Personal:** Pronounced STOHLTS...three-time member of the ACC Academic Honor Roll...majoring in construction science & management...born Jason Evan Stolz on Mar. 21, 1990 in Marietta, GA.

### Stolz's Overall Stats

Year	AVG	G-GS	AB	R	H	2B	3B	HR	RBI	TB	BB	HBP	SF	OB%	SB
2009	.315	55-42	143	29	45	7	0	1	21	55	16	4	0	.399	7-10
2010	.222	37-22	81	10	18	3	0	1	14	24	3	3	2	.270	4-6
2011	.285	63-63	193	30	55	10	0	1	27	68	17	5	5	.350	8-9
2012	.270	63-63	237	36	64	11	0	7	26	96	19	3	1	.331	5-9
<b>Totals</b>	<b>.278</b>	<b>218-190</b>	<b>654</b>	<b>105</b>	<b>182</b>	<b>31</b>	<b>0</b>	<b>10</b>	<b>88</b>	<b>243</b>	<b>55</b>	<b>15</b>	<b>8</b>	<b>.344</b>	<b>24-34</b>

### Stolz's ACC Regular-Season Stats

Year	AVG	G-GS	AB	R	H	2B	3B	HR	RBI	TB	BB	HBP	SF	OB%	SB
2009	.304	23-18	69	9	21	3	0	1	10	27	1	2	0	.333	4-6
2010	.370	11-7	27	4	10	0	0	0	5	10	0	0	1	.357	3-3
2011	.227	30-30	97	12	22	5	0	0	11	27	9	2	3	.297	0-1
2012	.310	30-30	113	14	35	8	0	4	15	55	8	2	1	.363	0-2
<b>Totals</b>	<b>.288</b>	<b>94-85</b>	<b>306</b>	<b>39</b>	<b>88</b>	<b>16</b>	<b>0</b>	<b>5</b>	<b>41</b>	<b>119</b>	<b>18</b>	<b>6</b>	<b>5</b>	<b>.334</b>	<b>7-12</b>

### Stolz's ACC Tournament Stats

Year	AVG	G-GS	AB	R	H	2B	3B	HR	RBI	TB	BB	HBP	SF	OB%	SB
2009	.000	3-2	7	0	0	0	0	0	0	0	0	0	0	.000	0-0
2010	.000	2-2	8	0	0	0	0	0	0	0	0	0	0	.000	0-0
2011	.500	3-3	8	2	4	2	0	0	1	6	1	0	1	.500	1-1
2012	.182	3-3	11	2	2	0	0	0	0	2	1	0	0	.250	1-1
<b>Totals</b>	<b>.176</b>	<b>11-10</b>	<b>34</b>	<b>4</b>	<b>6</b>	<b>2</b>	<b>0</b>	<b>0</b>	<b>1</b>	<b>8</b>	<b>2</b>	<b>0</b>	<b>1</b>	<b>.216</b>	<b>2-2</b>

### Stolz's NCAA Tournament Stats

Year	AVG	G-GS	AB	R	H	2B	3B	HR	RBI	TB	BB	HBP	SF	OB%	SB
2009	.200	5-5	10	2	2	1	0	0	0	3	2	0	0	.333	1-1
2010	.000	3-0	2	0	0	0	0	0	0	0	0	0	0	.000	0-0
2011	.385	4-4	13	2	5	1	0	0	2	6	1	0	0	.429	0-0
2012	.267	4-4	15	4	4	2	0	2	5	12	1	0	0	.313	0-0
<b>Totals</b>	<b>.275</b>	<b>16-13</b>	<b>40</b>	<b>8</b>	<b>11</b>	<b>4</b>	<b>0</b>	<b>2</b>	<b>7</b>	<b>21</b>	<b>4</b>	<b>0</b>	<b>0</b>	<b>.341</b>	<b>1-1</b>





## #35 Mike Triller

OF • L-R • 6-1 • 180 • Fr. • HS  
Rutland, VT • Rutland HS

Reserve outfielder who red-shirted in his first season at Clemson.

**2012:** Red-shirted...won the Dedication Award for outstanding work in the strength training room...won the Omaha Challenge competition among fielders in the fall of 2011.

**Before Clemson:** Selected to the Vermont North-South All-Star game...led his team in batting average (.528) as a senior...named team MVP, and won the team's Hustle Award as a senior...lettered three times in baseball, three times in basketball, and two times in football at Rutland High, where he was coached by Kevin Bellomo.

**Personal:** Major is undeclared...born Michael Paul Triller on Sept. 30, 1992 in Randolph, VT.



## #17 Steve Wilkerson

2B/SS • S-R • 6-1 • 185 • So. • 1VL  
Roswell, GA • Pope HS

Talented middle infielder who has good speed...Clemson's first switch-hitter since Patrick Boyd (1998-01)...Clemson's leadoff batter during most of the 2012 season...a career .274 hitter with a .345 on-base percentage in 101 games (71 starts) over two seasons...has 13 doubles, three triples, one homer, 36 RBIs, 62 runs, 32 walks, four hit-by-pitches, and 11 steals.

**2012:** Second-Team All-ACC selection...hit .295 with a team-tying-high 49 runs, 13 doubles, three triples, one homer, 31 RBIs, a .353 on-base percentage, 22 walks, three hit-by-pitches, and 10 steals in 59 games (59 starts at second base)...started as the leadoff batter a team-high 50 times...hit .353 at home...had 20 multi-hit games...had eight bunt singles...had a 19-game hitting streak from March to April...had a 15-game hitting streak from April to May...reached base via a hit or walk in 23 consecutive games from March to April...went 2-for-4 with two runs, one RBI, and two steals against Maine on Feb. 25...went 4-for-5 with a double, two RBIs, and three runs against Maine on Feb. 26; he was 7-for-14 with two doubles, five RBIs, six runs, and two steals in the series...went 2-for-6 with a walkoff single against #2 South Carolina on Mar. 4...went 3-for-4 with an RBI and a run at Western Carolina on Mar. 14...went 3-for-5 with a double, RBI, and steal against Boston College on Mar. 17...went 4-for-4 with two RBIs, a run, and walk against Elon on Mar. 20...went 3-for-4 with two RBIs at Virginia on Mar. 25...went 2-for-5 with a triple, two RBIs, and two runs against Georgia on Apr. 11...went 3-for-6 with two RBIs and a run at Georgia Tech on Apr. 29...drew a two-out walk with Clemson trailing 3-2 in the 11th inning and scored the walkoff run on a wild pitch later in the frame against College of Charleston on May 5...went 3-for-5 with an RBI, two runs, and a steal against Tennessee Tech on May 8...hit his first career homer against Georgia Tech in the ACC Tournament on May 26...#96 sophomore in the nation in the preseason by **Perfect Game**...#9 prospect in the ACC for the 2013 draft in the preseason by **Baseball America**.

**2011:** Hit .173 with 13 runs, five RBIs, a .308 on-base percentage, and one steal in 42 games (12 starts at second base)...hit a sacrifice fly in his first career plate appearance against Eastern Michigan on Feb. 18...went 2-for-2 with a run off the bench against Charleston Southern on Feb. 26...totaled four walks and two runs against Duke on Mar. 19...hit a pinch-hit single against Wake Forest on Apr. 23...went 2-for-5 with an RBI and a run in the second game of a doubleheader against Gardner-Webb on May 7...went 1-for-2 with two runs and a walk off the bench against Davidson on May 17...#8 newcomer in the ACC in the preseason by **Baseball America**...played for La Crosse in the Northwoods League in the summer, where he hit .238 with 10 runs, five doubles, and seven RBIs in 31 games.

**Before Clemson:** Drafted in the 15th round (#473 overall) by the Boston Red Sox in 2010...all-county selection at Pope High School...member of the state champions...East Cobb Defensive Player-of-the-Year...lettered four times in football and three times in baseball at Pope High, where he was coached by Jeff Rowland.

**Personal:** His grandfather, Jim, played football at Southern California...his grandfather, Richard, played baseball in the Cardinals organization in the 1940s...majoring in communication studies...born Stephen Beaty Wilkerson on Jan. 11, 1992 in San Diego, CA.

### Wilkerson's Overall Stats

Year	AVG	G-GS	AB	R	H	2B	3B	HR	RBI	TB	BB	HBP	SF	OB%	SB
2011	.173	42-12	52	13	9	0	0	0	5	9	10	1	2	.308	1-3
2012	.295	59-59	258	49	76	13	3	1	31	98	22	3	3	.353	10-12
<b>Totals</b>	<b>.274</b>	<b>101-71</b>	<b>310</b>	<b>62</b>	<b>85</b>	<b>13</b>	<b>3</b>	<b>1</b>	<b>36</b>	<b>107</b>	<b>32</b>	<b>4</b>	<b>5</b>	<b>.345</b>	<b>11-15</b>

### Wilkerson's ACC Regular-Season Stats

Year	AVG	G-GS	AB	R	H	2B	3B	HR	RBI	TB	BB	HBP	SF	OB%	SB
2011	.087	19-7	23	7	2	0	0	0	2	2	6	1	1	.290	1-3
2012	.260	30-30	131	20	34	6	1	0	12	42	11	2	1	.324	5-5
<b>Totals</b>	<b>.234</b>	<b>49-37</b>	<b>154</b>	<b>27</b>	<b>36</b>	<b>6</b>	<b>1</b>	<b>0</b>	<b>14</b>	<b>44</b>	<b>17</b>	<b>3</b>	<b>2</b>	<b>.318</b>	<b>6-8</b>

### Wilkerson's ACC Tournament Stats

Year	AVG	G-GS	AB	R	H	2B	3B	HR	RBI	TB	BB	HBP	SF	OB%	SB
2011	.000	2-0	2	0	0	0	0	0	0	0	0	0	0	.000	0-0
2012	.167	3-3	12	1	2	0	0	1	1	5	1	1	0	.286	2-2
<b>Totals</b>	<b>.143</b>	<b>5-3</b>	<b>14</b>	<b>1</b>	<b>2</b>	<b>0</b>	<b>0</b>	<b>1</b>	<b>1</b>	<b>5</b>	<b>1</b>	<b>1</b>	<b>0</b>	<b>.250</b>	<b>2-2</b>

### Wilkerson's NCAA Tournament Stats

Year	AVG	G-GS	AB	R	H	2B	3B	HR	RBI	TB	BB	HBP	SF	OB%	SB
2011	.000	3-0	2	0	0	0	0	0	0	0	0	0	0	.000	0-0
2012	.111	4-4	18	2	2	1	0	0	1	3	1	0	0	.158	0-0
<b>Totals</b>	<b>.100</b>	<b>7-4</b>	<b>20</b>	<b>2</b>	<b>2</b>	<b>1</b>	<b>0</b>	<b>0</b>	<b>1</b>	<b>3</b>	<b>1</b>	<b>0</b>	<b>0</b>	<b>.143</b>	<b>0-0</b>

# 2012 CLEMSON LETTERMAN ROSTER

## NUMERICAL

#	Player	Pos.	B-T	Hgt	Wgt	Cl.	Exp.	Hometown	Previous School
1	Dominic Attanasio	OF	L-L	5-7	160	So.	1VL	Windermere, FL	Olympia HS
2	Jason Stolz	INF	R-R	6-2	205	Sr.	3VL	Marietta, GA	Kell HS
3	Brad Felder	OF	L-L	6-0	200	*Gr.	TR	Bowman, SC	The Citadel
4	Thomas Brittle	OF	L-L	5-8	170	*Jr.	RS	Cross, SC	College of Charleston
5	Joe Costigan	OF	L-R	5-11	200	So.	1VL	Naples, FL	Barron Collier HS
6	Dominic Leone	RHP	R-R	5-11	195	Jr.	2VL	Norwich, CT	Norwich Free Academy
8	Richie Shaffer	3B/1B	R-R	6-3	205	Jr.	2VL	Charlotte, NC	Providence Senior HS
9	Phil Pohl	C/1B/OF	R-R	5-11	215	Sr.	3VL	Cooperstown, NY	Cooperstown Central HS
10	Mike Dunster	INF	L-R	5-10	180	So.	1VL	Greenwich, CT	Greenwich HS
12	Jon McGibbon	1B/OF	L-L	6-1	210	So.	1VL	Lindenhurst, NY	Lindenhurst Senior HS
13	Jay Baum	INF/OF	R-R	5-11	180	Fr.	HS	Alpharetta, GA	Centennial HS
15	Mike Kent	RHP	R-R	6-0	195	*So.	1VL	Springfield, VA	West Springfield HS
17	Steve Wilkerson	2B/SS	S-R	6-1	185	So.	1VL	Roswell, GA	Pope HS
18	Tyler Slaton	OF	L-L	5-7	195	Fr.	HS	Cumming, GA	North Forsyth HS
19	Kevin Brady	RHP	L-R	6-3	220	*Jr.	3VL	Gaithersburg, MD	Gaithersburg HS
20	Scott Firth	RHP	R-R	6-0	165	Jr.	2VL	Buffalo Grove, IL	Adlai E. Stevenson School
21	Kevin Pohle	RHP	R-R	6-3	180	So.	1VL	Saint Louis, MO	Parkway South Senior HS
22	Spencer Kieboom	C	R-R	6-0	220	Jr.	2VL	Marietta, GA	Walton HS
23	Daniel Gossett	RHP	R-R	6-0	160	Fr.	HS	Lyman, SC	James F. Byrnes HS
27	Kyle Bailey	LHP	R-L	6-5	220	Fr.	HS	Southlake, TX	Carroll Senior HS
28	Jonathan Meyer	RHP	R-R	6-0	180	Jr.	2VL	San Diego, CA	Cathedral Catholic HS
29	David Haselden	RHP	R-R	6-4	240	Sr.	3VL	Spartanburg, SC	Spartanburg HS
30	Garrett Boulware	C/OF	R-R	6-1	200	Fr.	HS	Anderson, SC	T.L. Hanna HS
36	Matt Campbell	RHP	R-R	5-11	185	So.	1VL	Alpharetta, GA	Northview HS
37	Kevin Caughman	INF	R-R	5-11	180	*So.	1VL	Martinez, GA	Evans HS
42	Clay Bates	RHP	R-R	5-11	180	*Fr.	RS	Rock Hill, SC	Northwestern HS
43	Patrick Andrews	RHP	R-R	6-2	205	Fr.	HS	Hilton Head Island, SC	Hilton Head Prep School
51	Joseph Moorefield	LHP	L-L	6-1	205	*Jr.	2VL	Woodruff, SC	James F. Byrnes HS

\* - spent one season as a red-shirt player

### Head Coach:

### Assistant Head Coach:

### Assistant Coach:

### Volunteer Assistant Coach:

### Student Assistant Coach:

### Bullpen Catcher:

### Director of Baseball Operations:

### Athletic Trainer:

### Student Equipment Managers:

- 7 Jack Leggett (19th season • Maine '76)
- 24 Dan Pepicelli (3rd season • SUNY Cortland '90)
- 11 Bradley LeCroy (^5th season • Clemson '01)
- 31 Michael Johnson (4th season • Clemson '08)
- 45 Ryan Hinson (Sr. • Rock Hill, SC)
- 47 Marcus Curry (Jr. • Nichols, SC)
- Brad Owens (5th season • Anderson (SC) '06)
- Travis Johnston (4th season • Clemson '01)
- Chris Coode (Jr. • Nashville, TN)
- Jamie Kryder (Jr. • Rochester, NY)
- Brock Byers (Fr. • Shelby, NC)
- Chas Williams (Fr. • Taylors, SC)
- Dennis Love (3rd season • Catawba '00)
- Mike Echols (11th season • Clemson '85)
- Brian Hennessy (14th season • Clemson '98)

### Strength & Conditioning Coach:

### Field Manager:

### Sports Information Contact:

^ - includes three years (2003-05) as an assistant coach

## ALPHABETICAL

#	Player	Pos.	Cl.
43	Patrick Andrews	RHP	Fr.
1	Dominic Attanasio	OF	So.
27	Kyle Bailey	LHP	Fr.
42	Clay Bates	RHP	*Fr.
13	Jay Baum	INF/OF	Fr.
30	Garrett Boulware	C/OF	Fr.
19	Kevin Brady	RHP	*Jr.
4	Thomas Brittle	OF	*Jr.
36	Matt Campbell	RHP	So.
37	Kevin Caughman	INF	*So.
5	Joe Costigan	OF	So.
10	Mike Dunster	INF	So.
3	Brad Felder	OF	*Gr.
20	Scott Firth	RHP	Jr.
23	Daniel Gossett	RHP	Fr.
29	David Haselden	RHP	Sr.
15	Mike Kent	RHP	*So.
22	Spencer Kieboom	C	Jr.
6	Dominic Leone	RHP	Jr.
12	Jon McGibbon	1B/OF	So.
28	Jonathan Meyer	RHP	Jr.
51	Joseph Moorefield	LHP	*Jr.
9	Phil Pohl	C/1B/OF	Sr.
21	Kevin Pohle	RHP	So.
8	Richie Shaffer	3B/1B	Jr.
18	Tyler Slaton	OF	Fr.
2	Jason Stolz	INF	Sr.
17	Steve Wilkerson	2B/SS	So.

## PRONUNCIATIONS

#	Player	Pronunciation
1	Dominic <b>Attanasio</b>	a-tuh-NA-zee-oh
	Chris <b>Coode</b>	KOHD
22	Spencer <b>Kieboom</b>	KEE-boom
46	Trevor <b>Kieboom</b>	KEE-boom
11	Bradley <b>LeCroy</b>	luh-CROY
6	Dominic <b>Leone</b>	lee-OHN
24	Dan <b>Pepicelli</b>	peh-pih-SEH-lee
21	Kevin <b>Pohle</b>	POHL-ee
18	Tyler <b>Slaton</b>	SLAYT-ihn
2	Jason <b>Stolz</b>	STOHLTS

# NON-LETTERMAN ROSTER

## NUMERICAL

#	Player	Pos.	B-T	Hgt	Wgt	Cl.	Exp.	Hometown	Previous School
16	Jake Fletcher	C	R-R	5-11	175	So.	1VL	Thomasville, GA	Thomasville HS
26	Brock Goodling	RHP	R-R	6-0	195	Fr.	HS	Mount Union, PA	Mount Union HS
32	Andrew Cleveland	C	R-R	5-11	180	Fr.	HS	Moore, SC	James F. Byrnes HS
35	Mike Triller	OF	L-R	6-1	180	Fr.	HS	Rutland, VT	Rutland HS
46	Trevor Kieboom	RHP/INF	R-R	6-4	225	Fr.	HS	Marietta, GA	Walton HS

## ALPHABETICAL

#	Player	Pos.	Cl.
32	Andrew Cleveland	C	Fr.
16	Jake Fletcher	C	So.
26	Brock Goodling	RHP	Fr.
46	Trevor Kieboom	RHP/INF	Fr.
35	Mike Triller	OF	Fr.