

2010 Clemson Baseball

#4 Clemson (45-25, 18-12 ACC)

College World Series Participant (Tied for 3rd)

**Auburn (AL) Regional & Clemson (SC) Super Regional Champion
ACC Atlantic Division Champion**



Clemson Made 12th Trip to the CWS

Clemson made its 12th trip to the College World Series and its sixth appearance in the last 16 years. The Tigers won their first two games over Arizona State (6-3) and Oklahoma (6-4) before falling twice to South Carolina (5-1, 4-3). Clemson also made it to Omaha in 2006, 2002, 1996, and 1995 under Head Coach Jack Leggett.

Clemson is 12-24 all-time in the College World Series. The Tigers have won two games three times (1996, 02, 10). In those seasons, Clemson finished tied for third in the nation. The Tigers made it to Omaha in Bill Wilhelm's first two seasons at Clemson in 1958 and 1959. He also guided Clemson to Omaha in 1976, 1977, 1980, and 1991. Wilhelm was 4-12 in the College World Series.

Leggett has taken Clemson to six College World Series, including 1995, 1996, 2000, 2002, and 2006. He owns an 8-12 record in Omaha. As a player, Leggett was a member of Maine's baseball team that played in the College World Series in 1976.

Clemson in the College World Series

Year	Games	W-L	Scores	Head Coach
1958	3	1-2	10-23	Bill Wilhelm
1959	3	1-2	9-11	Bill Wilhelm
1976	3	1-2	17-17	Bill Wilhelm
1977	3	1-2	20-15	Bill Wilhelm
1980	2	0-2	9-19	Bill Wilhelm
1991	2	0-2	15-20	Bill Wilhelm
1995	2	0-2	4-11	Jack Leggett
1996	4	2-2	30-39	Jack Leggett
2000	3	1-2	18-21	Jack Leggett
2002	4	2-2	26-39	Jack Leggett
2006	3	1-2	14-13	Jack Leggett
2010	4	2-2	16-16	Jack Leggett
Totals	36	12-24	188-244	12 Appearances

Clemson's NCAA Tournament History

The 2010 season marked Clemson's 35th trip to an NCAA Tournament dating back to the 1947 season. That year, Clemson actually advanced to the Final

Eight of the NCAA Tournament, but it is not considered a College World Series season because only two teams went to the CWS in those days.

Clemson won the 1947 District III Tournament in Charlotte by coming through the losers' bracket. The Tigers, coached by Randy Hinson, lost in the first round to Alabama 8-2, then came back with a win over Auburn and two wins over Alabama to advance. Clemson's season ended when Yale, led by future President George H.W. Bush, defeated the Tigers in New Haven, CT by a score of 7-3. Bush was 1-for-3 as the starting first-baseman.

Clemson made its first trip to Omaha and the College World Series in 1958 when the Tigers again came through the losers' bracket. After losing to Florida in the first round, Clemson came back to defeat George Washington, Florida State, and Florida twice to advance under first year Head Coach Bill Wilhelm. Clemson defeated Florida 15-14 and 3-1 on June 9 to advance. Harold Stowe struck out 17 in that second game on June 9, and that is still a Clemson single-game record for strikeouts in an NCAA Tournament game.

The Tigers advanced to Omaha in 1959, this time with three wins (one over Georgia Tech and two over Florida State). One of the wins over the Seminoles was a 24-2 victory at Gastonia, NC. That tally is still tied for the most runs scored by Clemson in an NCAA Tourney game.

The Tigers did not advance to Omaha again until 1976. In fact, Clemson made just one NCAA Tournament appearance between 1960 and 1974. That was in 1967 when Clemson reached the Regional Championship but lost to Auburn 6-5.

Clemson made it to Omaha three out of five years between 1976-80. Clemson won a regional in Columbia, SC in 1976 with three straight wins, then came through the losers' bracket in Miami (FL) in 1977 to advance to Omaha. The 1980 season was the first year Clemson played host to a regional, as Clemson

Clemson Position Starters

Pos.	#	Player	B-T	Cl.	GP-S	Avg.	HR	RBI	Notes
C	17	John Nester	R-R	Jr.	52-41	.245	2	24	Had a .356 on-base percentage
1B	8	Richie Shaffer	R-R	Fr.	48-44	.323	7	36	Did not commit an error in 327 chances
2B	5	Mike Freeman	L-R	Sr.	69-69	.331	8	57	Hit safely in 34 of his last 38 games
SS	13	Brad Miller	L-R	So.	69-69	.357	8	49	Led the team in batting average
3B	4	John Hinson	L-R	*So.	67-57	.351	17	75	Had a team-high 25 stolen bases
LF	3	Jeff Schaus	L-R	Jr.	70-70	.320	15	87	Led the ACC in RBIs
CF	12	Wilson Boyd	L-L	*Sr.	65-62	.301	5	46	Had a .407 on-base percentage
RF	11	Kyle Parker	R-R	Jr.	67-67	.344	20	64	First-round draft pick by the Colorado Rockies
DH	12	Wilson Boyd	L-L	*Sr.	65-62	.301	5	46	Had a .407 on-base percentage

Clemson Starting Pitchers

Pos.	#	Pitcher	Cl.	GP-S	ERA	W-L	CG	IP	H	R	ER	BB	SO
LHP	36	Casey Harman	Jr.	19-19	3.79	8-4	1	121.0	115	58	51	34	105
RHP	6	Dominic Leone	Fr.	22-10	4.78	3-2	0	58.1	69	41	31	22	40
RHP	33	Scott Weismann	So.	19-18	4.90	9-2	0	97.1	102	65	53	34	73
LHP	30	Will Lamb	So.	18-10	5.02	4-4	0	52.0	57	34	29	25	30

2010 Results

Date	Day	Opponent	W-L	Score
2-19	Fri.	Miami (OH)	W	11 - 0
2-20	Sat.	# Michigan State	W	10 - 2
2-21	Sun.	Furman	W	8 - 5
2-26	Fri.	Wright State	W	4 - 3
2-27	Sat.	Wright State	W	8 - 6
2-28	Sun.	Wright State	W	12 - 6
3-3	Wed.	Dayton	W ⁽¹⁰⁾	6 - 5
3-5	Fri.	South Carolina (15-22-23)	W	4 - 3
3-6	Sat.	# South Carolina (15-22-23)	L	5 - 7
3-7	Sun.	at South Carolina (15-22-23)	W	19 - 6
3-11	Thu.	Gardner-Webb	W	13 - 2
3-13	Sat.	*N.C. State ⁽¹⁾	W	12 - 7
3-13	Sat.	*N.C. State ⁽²⁾	W	12 - 6
3-14	Sun.	*N.C. State	W	7 - 6
3-16	Tue.	at Charlotte	L	10 - 11
3-17	Wed.	Georgia Southern	W	22 - 6
3-19	Fri.	*Virginia Tech	W	3 - 0
3-20	Sat.	*Virginia Tech ⁽¹⁾	W	5 - 2
3-20	Sat.	*Virginia Tech ⁽²⁾	W	13 - 8
3-23	Tue.	Elon	L	10 - 15
3-24	Wed.	Elon	L ⁽¹⁰⁾	3 - 4
3-26	Fri.	*at Virginia (1-2-2)	L	3 - 4
3-27	Sat.	*at Virginia ⁽¹⁾ (1-2-2)	W	8 - 5
3-27	Sat.	*at Virginia ⁽²⁾ (1-2-2)	L	1 - 3
3-31	Wed.	Coastal Carolina (14-15-15)	L ⁽¹¹⁾	3 - 4
4-2	Fri.	*Boston College	W	15 - 2
4-3	Sat.	*Boston College	L	5 - 11
4-4	Sun.	*Boston College	W	14 - 9
4-6	Tue.	at Georgia	W	15 - 5
4-7	Wed.	Georgia	W	14 - 6
4-9	Fri.	*at Duke	L	9 - 10
4-10	Sat.	*at Duke	W ⁽¹¹⁾	11 - 5
4-11	Sun.	*at Duke	L	2 - 7
4-14	Wed.	Western Carolina	L	5 - 7
4-16	Fri.	*at Georgia Tech (5-6-5)	L ⁽¹⁰⁾	6 - 8
4-17	Sat.	*at Georgia Tech (5-6-5)	L	3 - 4
4-18	Sun.	*at Georgia Tech (5-6-5)	L	3 - 11
4-21	Wed.	South Carolina-Upstate	W	22 - 4
4-23	Fri.	*North Carolina	L	3 - 5
4-24	Sat.	*North Carolina ^a	W	10 - 6
4-25	Sun.	*North Carolina	L	3 - 4
5-1	Sat.	Florida Gulf Coast	L	2 - 4
5-2	Sun.	Florida Gulf Coast ⁽¹⁾	W	9 - 3
5-2	Sun.	Florida Gulf Coast ⁽²⁾	W	7 - 6
5-4	Tue.	Florida Gulf Coast	W	14 - 2
5-7	Fri.	*at Maryland	W	18 - 6
5-8	Sat.	*at Maryland	W	12 - 8
5-9	Sun.	*at Maryland	W	7 - 5
5-11	Tue.	*Furman	W	12 - 1
5-14	Fri.	*at Wake Forest	L	5 - 9
5-15	Sat.	*at Wake Forest	W	17 - 5
5-16	Sun.	*at Wake Forest	L	2 - 11
5-18	Tue.	Presbyterian	W	8 - 2
5-20	Thu.	*Florida State (7-11-8)	W	9 - 8
5-21	Fri.	*Florida State (7-11-8)	W	8 - 4
5-22	Sat.	*Florida State (7-11-8)	W	8 - 3
5-26	Wed.	+ N.C. State	L	8 - 13
5-28	Fri.	+ Virginia Tech (18-NR-25)	L	8 - 9
5-29	Sat.	+ Georgia Tech (11-9-6)	W	9 - 3
6-4	Fri.	\$ Southern Mississippi	W	10 - 1
6-5	Sat.	\$ at Auburn (14-14-16)	W	5 - 2
6-6	Sun.	\$ at Auburn (14-14-16)	L	10 - 11
6-7	Mon.	\$ at Auburn (14-14-16)	W	13 - 7
6-12	Sat.	! Alabama (NR-16-NR)	L	4 - 5
6-13	Sun.	! Alabama (NR-16-NR)	W	19 - 5
6-14	Mon.	! Alabama (NR-16-NR)	W	8 - 6
6-21	Mon.	! Arizona State (2-1-1)	W	6 - 3
6-22	Tue.	! Oklahoma ^c (11-6-13)	W	6 - 4
6-25	Fri.	! South Carolina (12-5-11)	L	1 - 5
6-26	Sat.	! South Carolina (12-5-11)	L	3 - 4

* - ACC regular-season game; # - Greenville, SC (Fluor Field); * - Durham Bulls Athletic Park; + - ACC Tournament at Greensboro, NC; \$ - NCAA Regional at Auburn, AL; ! - NCAA Super Regional at Clemson, SC; ! - College World Series at Omaha, NE; ⁿ - due to inclement weather, game was completed on Apr. 25; ^c - due to inclement weather, game was completed on June 23; Note: Home games in bold; rankings by Baseball America, Collegiate Baseball, Sports Weekly.

2010 Clemson Baseball Notes

Quick Facts

Nickname: Tigers
Location: Clemson, SC 29633
Colors: Clemson Orange & Regalia
Founded: 1889
Enrollment: 18,317
President: **James F. Barker** (Clemson '70)
Athletic Director: **Dr. Terry Don Phillips** (Arkansas '70)
Conference: Atlantic Coast (Atlantic Division)
Facility (Capacity): Doug Kingsmore Stadium (6,346)
Year Opened: 1970
Dimensions: ... LL - 320, LC - 370, C - 400, RC - 370, RL - 330
Record Crowd: 6,480 (3/7/04 vs. South Carolina)
Head Coach: **Jack Leggett** (Maine '76)
Record at Clemson: 769-356-1 (17th season)
Overall Record: 1146-646-1 (31st season)
Assistant Coaches: **Tom Riggins** (Stetson '90)
..... **Dan Pepicelli** (SUNY Cortland '90)
..... **Michael Johnson** (Clemson '08)
First Year of Baseball: 1896
Seasons of Baseball: 113
All-Time Overall Record: 2524-1396-30
All-Time ACC Regular-Season Record: 686-345-4
All-Time NCAA Tournament Record: 108-77
ACC Championships: 14
..... (1954,58,59,67,76,78-81,89,91,93,94,06)
NCAA Tournament Appearances: 35
..... (1947,50,58,59,67,75-81,87-07,09,10)
College World Series Appearances: 12
..... (1958,59,76,77,80,91,95,96,00,02,06,10)

Media Services

Clemson Media Relations

Baseball Contact: **Brian Hennessy** (Clemson '98)
Email: bhennes@clemson.edu
Office Phone: (864) 656-1921
Office Fax: (864) 656-0299
Cell Phone: (864) 986-9046
Press Box Phone: (864) 656-7731
Ticket Office Phone: 1-800-CLEMSON
Website: ClemsonTigers.com



ACC Media Relations

Steve Phillips is the baseball media relations contact at the ACC office. He can be reached at (336) 851-6062 or via email at sphillips@theacc.org.

Credentials

Members of the working press who desire a media credential to a Clemson baseball home game should contact **Brian Hennessy** at (864) 656-1921. There is space for 130 writers in the Doug Kingsmore Stadium press areas, plus booths for each team's radio network. Season credentials are issued. Credentials on a game-by-game basis are also issued. Members of the media must request a pass at least one day prior to each game/series to ensure admittance.

Interview Policy

Head Coach **Jack Leggett** can be reached in the baseball office in Jervey Athletic Center at (864) 656-1940. Best time to contact **Leggett** is weekdays from 9:00 AM to 11:00 AM.

Please contact Baseball Contact **Brian Hennessy** and accommodations can be made to interview players. The locker room is closed to the media and public, therefore postgame interviews are conducted outside the Tiger dug-out. Please see the opposing SID for opponent interview procedures.

Tigers on the Web

Up-to-date stats, releases, game notes, game stories, and boxscores can be found on Clemson's athletic website (ClemsonTigers.com). Official live stats can also be accessed on the schedule page.

swept three games by scoring 45 runs, including 17 in a 17-12 win over South Carolina.

Clemson has been to the NCAA Tournament every year since 1987 except one (2008). The Tigers have been to the NCAA Tournament 23 of the last 24 years. Clemson also made College World Series trips in 1991, 1995, 1996, 2000, 2002, 2006, and 2010.

NCAA Tournament Appearances

Rk	Team	App.
1.	Texas	54
2.	Florida State	48
3.	Miami (FL)	39
4.	Oklahoma State	37
5.	Southern California	36
6.	Clemson	35
7.	Arizona State	34
8.	Cal State Fullerton	32
	Oklahoma	32
	Saint John's	32
11.	Arizona	31
	Fresno State	31
13.	Minnesota	30
14.	Stanford	29

All-Time Consecutive NCAA Tourney Appearances

Rk	Team	App.	Years
1.	Miami (FL)	38	1973-10
2.	Florida State	33	1978-10
3.	Clemson	21	1987-07
4.	Oklahoma State	19	1981-99
	Cal State Fullerton	19	1992-10
6.	Texas	18	1979-96
7.	Louisiana State	17	1989-05
8.	Rice	16	1995-10
9.	Northern Colorado	15	1952-66
10.	Georgia Tech	14	1985-98
	Wichita State	14	1987-00
12.	Stanford	13	1994-06
	Oral Roberts	13	1998-10

College World Series Appearances

Rk	Team	App.
1.	Texas	33
2.	Miami (FL)	23
3.	Arizona State	22
4.	Southern California	21
5.	Florida State	20
6.	Oklahoma State	19
7.	Cal State Fullerton	16
	Stanford	16
9.	Arizona	15
	Louisiana State	15
11.	Clemson	12
12.	Northern Colorado	10
	Oklahoma	10
14.	South Carolina	9
15.	Mississippi State	8
	North Carolina	8

Overall, Clemson has been to a regional in 35 seasons, sixth-most all-time. Clemson's all-time record in NCAA play is 108-77, a 58.4 winning percentage.

Clemson is 63-37 (.630) under Head Coach Jack Leggett in NCAA Tournament play, including a 38-7 record (.844) in home NCAA Tourney games. Leggett has taken Clemson to a regional 16 times in the 17 years he has been Clemson's head coach, and the Tigers have advanced to the College World Series six times. Leggett has also taken Clemson to a super regional nine of the 12 years that format has been in existence.

Clemson's College World Series Seasons

Year	Site	W-L	Clinched Win vs.	CWS
1958	Gastonia, NC	4-1	Florida, 3-1	1-2
1959	Gastonia, NC	3-0	Florida State, 5-0	1-2
1976	Columbia, SC	3-0	Furman, 6-2	1-2
1977	Miami, FL	3-1	Miami (FL), 10-9	1-2
1980	Clemson, SC	3-0	South Carolina, 17-12	0-2
1991	Orono, ME	4-0	Maine, 13-5	0-2
1995	Clemson, SC	4-0	Alabama, 7-4	0-2
1996	Clemson, SC	4-0	Tennessee, 12-5	2-2
2000	Clemson, SC	5-0	Mississippi State, 9-4	1-2
2002	Clemson, SC	5-1	Arkansas, 7-4	2-2
2006	Clemson, SC	5-0	Oral Roberts, 6-5	1-2
2010	Auburn, AL; Clemson, SC	5-2	Alabama, 8-6	2-2

Clemson's NCAA Tournament Leaders

John Hinson was Clemson's hottest hitter in the NCAA Tourney. The sophomore, who was named to the All-College World Series team, was 21-for-44 (.477) with five homers, one double, one triple, 13 RBIs, 13 runs, four walks, and three steals in 11 games. Freshman Richie Shaffer added three long balls and 12 RBIs as well. As a team, Clemson batted .313 with 12 homers, 22 doubles, three triples, and eight steals in the NCAA Tournament.

The pitching staff had a 4.04 ERA and .276 opponents' batting average. In 98.0 innings pitched over 11 games, the staff yielded just 28 walks against 77 strikeouts, good for a 2.75-to-1 strikeout-to-walk ratio. In three starts and one relief appearance, Scott Weismann was 3-0 with a 2.45 ERA, while Casey Harman was 2-2 with a 2.73 ERA.

Tigers Set School NCAA Tournament Records

During Clemson's run to the 2010 College World Series, the Tigers set several school records in NCAA Tournament play. The Tigers' 11 NCAA Tourney games were the most in school history, while their seven wins and two wins in Omaha both tied the Tiger record. The 127 hits also set a school record.

John Hinson totaled 21 hits to set a Clemson record, while Alex Frederick's six appearances, six relief appearances, and two saves either set or tied the school record. Casey Harman's four starts and Scott Weismann's three victories also tied a Clemson record for a single NCAA Tournament.

Clemson's CWS Streak Continued

With Clemson's appearance in the 2010 College World Series, the Tigers' streak of going no more than three years in a row without a CWS appearance continued. That means that every Tiger since the freshman class of 1988 who has been in the program and been on the postseason roster for four consecutive years has made at least one trip to Omaha. The last time the Tigers went four straight years without a trip to Omaha was 1987-90.

Only three other schools have current streaks as long as the Tigers. Miami (FL) has not gone more than three years in a row without making it to Omaha since 1970-73, while Cal State Fullerton (1971-74) and Louisiana State (1982-85) also have streaks longer than the Tigers'.

College World Series Recap

The Tigers went 2-2 in the College World Series to finish in a tie for third place in the eight-team event. The Tigers won their first two games over #1 Arizona State (6-3) and #6 Oklahoma (6-4) before #5 South Carolina downed Clemson twice by scores of 5-1 and

2010 Clemson Baseball Notes

4-3. The two wins in Omaha tied the school record for most wins in the College World Series.

Clemson batted .237 with four stolen bases in four games. The pitching staff had a 4.11 ERA and .252 opponents' batting average. John Hinson was named to the All-College World Series team thanks to going 7-for-16 (.438) with a triple, three RBIs, three runs, and two steals in four games. Alex Frederick had a save in both of Clemson's wins as well.

Auburn Regional & Clemson Super Regional Recap

The Tigers went a combined 5-2 in the Auburn Regional and Clemson Super Regional to advance to Omaha for the 12th time in school history. The Tigers defeated Southern Mississippi 10-1 and #14 Auburn twice in three games on its home field by a combined score of 28-20 to capture the regional title. Then the Tigers downed #16 Alabama twice in three games by a combined score of 31-16 at home in the Clemson Super Regional.

Clemson batted .349 with a .564 slugging percentage and .409 on-base percentage in the seven regional and super regional games. The team also had 21 doubles, one triple, 12 homers, and four steals.

Clemson Regional & Super Regional Attendances

Year	Teams	NCAA Tourney	W-L	Attendance
1980	4	Regional	3-0	11,140
1981	4	Regional	0-2	2,738
1994	6	Regional	2-2	20,708
1995	6	Regional	4-0	25,600
1996	6	Regional	4-0	20,797
1998	6	Regional	1-2	19,022
2000	4	Regional	3-0	15,770
	2	Super Regional	2-0	12,700
2001	4	Regional	3-0	16,256
2002	4	Regional	3-0	18,435
	2	Super Regional	2-1	15,953
2005	4	Regional	3-0	21,485
2006	4	Regional	3-0	26,287
	2	Super Regional	2-0	11,234
2009	4	Regional	4-1	30,073
2010	2	Super Regional	2-1	17,620

Tigers Played in Ninth Super Regional

Clemson made its ninth super regional appearance in the 12th year of the super regional format in 2010. Since 1999, Clemson has missed playing in a super regional just three times (2003,04,08). Clemson has been to the NCAA Tournament every year since 1987, with the exception of the 2008 season.

Clemson is tied for fourth in the nation in super regional appearances. Cal State Fullerton, Florida State, and Miami (FL) have all been to 10 super regionals, while Clemson is tied with Rice for fourth. In terms of all-time wins in regional and super regional play, the Tigers have 93, seventh-most in NCAA history.

Super Regional Appearances

Rk	Team	SR	*CWS
1.	Cal State Fullerton	10	6
	Florida State	10	4
	Miami (FL)	10	6
4.	Clemson	9	4
	Rice	9	6
6.	Louisiana State	8	4
	South Carolina	8	4
8.	Stanford	7	6
	Texas	7	5
10.	Arizona State	6	3

* - 1999-10

Regional/Super Regional Wins

Rk	Team	Wins
1.	Florida State	138
2.	Texas	137
3.	Miami (FL)	127
4.	Cal State Fullerton	105
5.	Southern California	97
6.	Oklahoma State	96
7.	Clemson	93
8.	Arizona State	90
9.	Louisiana State	88
	Stanford	88

Tigers Earned 35th NCAA Tournament Bid

Clemson played in its 35th all-time NCAA Regional in 2010. The 35 appearances are sixth-most in NCAA history, trailing only Texas (54), Florida State (48), Miami (FL) (39), Oklahoma State (37), and Southern California (36).

Worth Noting

- The 2010 season marked Clemson's 46th consecutive winning season.
- Clemson lost its 25 games by a combined 69 runs (2.8 runs per loss). The Tigers won their 45 games by a combined 284 runs (6.3 runs per win).
- Clemson led in 62 of its 70 games in 2010.
- Clemson had 22 come-from-behind wins in 2010.
- Clemson was 3-7 when its opponent scored exactly four runs and 19-3 when its opponent scored exactly five (8-3) or six (11-0) runs. The Tigers lost six games by a score of 4-3.
- Clemson scored double-digit runs 27 times in 70 games in 2010.
- Clemson averaged 6.2 walks plus hit-by-pitches per game in 2010.
- Clemson was 33-2 when it out-hit its opponent and 8-20 when it was out-hit.
- Clemson was 21-7 when it committed two or more errors and 24-18 when it committed less than two errors.
- Clemson was 8-5 against SEC teams in 2010, including 2-0 against Georgia, 2-1 against both Alabama and Auburn, and 2-3 against South Carolina.
- Six different Tigers combined for eight double-digit hitting streak in 2010. The six players were Brad Miller (20,10), Mike Freeman (18,14), Wilson Boyd (14), John Hinson (14), Will Lamb, and John Nester (11).
- Kyle Parker, who was selected with the #26 overall pick of the 2010 Major League draft, was the only first-round draft pick who was a member of one of the eight teams that made it to the 2010 College World Series.
- Of Phil Pohl's 19 RBIs in 66 at-bats, 14 of the RBIs came in his nine plate appearances with the bases loaded. He was 4-for-6 with a homer, two doubles, 14 RBIs, two hit-by-pitches, and a sacrifice fly with the bases full.
- All three of Clemson's weekend starting pitchers during the latter stages of the 2010 season hailed from New England. Casey Harman (South Burlington, VT), Scott Weismann (Borborough, MA), and Dominic Leone (Norwich, CT) were coincidentally the only three Tigers from New England.
- In the 2009-10 academic year, Clemson had a first-round draft pick in football (C.J. Spiller), men's basketball (Trevor Booker), and baseball (Kyle Parker). It was only the second time (1986-87 was the other academic year) that the Tigers had a first-rounder in all three major sports in the same academic year. Clemson also joined Georgia Tech as the only two schools to have a first-rounder in all three sports in 2009-10.

Head Coach Jack Leggett

Full Name: Jackson Scott Leggett

Born: March 5, 1954 in Bangor, ME

Education: B.A. degree in physical education and minor in history at Maine (1976)...master's degree in teacher education at Vermont (1980).

Playing Experience: Four-year letterman (baseball) at Maine (1973-76)...three-year letterman (football) at Maine (1974-76).

Coaching Experience: Head coach at Vermont (1978-82)... head coach at Western Carolina (1983-91)...assistant head coach at Clemson (1992,93)...head coach at Clemson (1994-10).

Family: Son Tanner (26) and daughter Colby (24)...wife Karen.



Leggett's Clemson Head Coaching Record

Year	Overall	ACC	Finish	NCAA
1994^	57-18	20-4	1st	Regional
1995	54-14	20-4	1st	CWS
1996	51-17	17-7	2nd	CWS
1997	41-23	13-10	4th	Regional
1998	43-16	14-9	T-2nd	Regional
1999	42-27	13-10	3rd	Super Regional
2000	51-18	17-7	2nd	CWS
2001	41-22	17-7	2nd	Super Regional
2002	54-17	16-8	4th	CWS
2003	39-22	15-9	T-3rd	Regional
2004	39-26	14-10	T-4th	Regional
2005	43-23	21-9	2nd	Super Regional
2006^	53-16	24-6	*1st	CWS
2007	41-23	18-12	*2nd	Super Regional
2008	31-27-1	11-18-1	*4th	-----
2009	44-22	19-11	*2nd	Super Regional
2010	45-25	18-12	*T-1st	CWS

* - Atlantic Division; ^ - ACC Tournament Champion

Leggett's Head Coaching Record By School

School	Seasons	Years	W-L	Win %
Vermont	5	1978-82	75-61	.551
Western Carolina	9	1983-91	302-229	.569
Clemson	17	1994-10	769-356-1	.683
Totals	31	1978-91,94-10	1146-646-1	.639

Leggett vs. ACC as Clemson Head Coach

Team	Overall	Home	Away	Neutral
Boston College	9-6	5-4	4-2	0-0
Duke	38-15-1	20-4	17-9-1	1-2
Florida State	29-36	17-10	7-17	5-9
Georgia Tech	35-30	17-6	8-19	10-5
Maryland	45-8	23-1	19-7	3-0
Miami (FL)	11-7	6-3	3-3	2-1
North Carolina	31-22	14-10	13-8	4-4
N.C. State	41-19	21-5	12-12	8-2
Virginia	31-21	16-5	13-11	2-5
Virginia Tech	15-4	9-0	6-3	0-1
Wake Forest	40-17	20-4	17-10	3-3
Totals	325-185-1	168-52	119-101-1	38-32

Note: Includes records vs. teams as ACC members.

Winningest Programs (1994-10)

Rk	Team	Wins	Avg.
1.	Florida State	870	51.2
2.	Wichita State	818	48.1
3.	Rice	805	47.4
4.	Miami (FL)	776	45.6
5.	Cal State Fullerton	773	45.5
6.	Louisiana State	772	45.4
7.	Clemson	769	45.2
8.	Texas	743	43.7
9.	Georgia Tech	737	43.4
10.	Arizona State	726	42.7
	South Carolina	726	42.7
12.	North Carolina	715	42.1
13.	Tulane	705	41.5
14.	Notre Dame	698	41.1

2010 Clemson Baseball Notes

2010 Polls

Baseball America (Final)

Rk	Team
1.	South Carolina
2.	UCLA
3.	TCU
4.	Arizona State
5.	Oklahoma
6.	Florida State
7.	Florida
8.	Virginia
9.	Texas
10.	Clemson
11.	Cal State Fullerton
12.	Coastal Carolina
13.	Arkansas
14.	Vanderbilt
15.	Miami (FL)
16.	Alabama
17.	Louisville
18.	Georgia Tech
19.	Auburn
20.	Virginia Tech
21.	Rice
22.	UC Irvine
23.	Texas A&M
24.	Washington State
25.	Oregon

Collegiate Baseball (Final)

Rk	Team
1.	South Carolina
2.	UCLA
3.	TCU
4.	Clemson
5.	Oklahoma
6.	Florida State
7.	Arizona State
8.	Florida
9.	Texas
10.	Virginia
11.	Coastal Carolina
12.	Cal State Fullerton
13.	Miami (FL)
14.	Vanderbilt
15.	Arkansas
16.	Alabama
17.	Georgia Tech
18.	Texas A&M
19.	Louisville
20.	Auburn
21.	Washington State
22.	UC Irvine
23.	Saint John's
24.	Mississippi
25.	Louisiana State

Polls

The Tigers moved up four spots to #4 in the final **Collegiate Baseball** poll after going 2-2 in the College World Series to close the season. Clemson also moved up 16 spots to #4 in the final **Sports Weekly** coaches poll and #10 in the final **Baseball America** ranking after not being ranked in the top 25 of its previous poll.

With Clemson's final top-25 ranking, it marked the 37th week in a row the Tigers were ranked in the top 25 of at least one of the three major polls dating to the start of the 2009 season.

Clemson has had at least one final top-25 ranking in 14 of Head Coach Jack Leggett's first 17 seasons in Tigertown. The Tigers have also been ranked #1 for 20 weeks by at least one of the three major polls under Leggett. Their last #1 ranking came on February 12, 2007 by both **Baseball America** and **Collegiate Baseball**.

Clemson Ranked #4 in Two Final Polls

Clemson was ranked #4 in the final **Collegiate Baseball** and **Sports Weekly** polls in 2010. The Tigers finished the season with a 45-25 record, including a Final Four finish at the College World Series in Omaha, NE.

Clemson's #4 final ranking tied for the second-best in Clemson baseball history. The only season that was higher was the 2002 season when Clemson was ranked #3 by **Baseball America**, **Collegiate Baseball**, and **Sports Weekly**.

It marked the fifth time in school history that Clemson finished the season ranked #4 in the nation. Those took place in 1980 (**Collegiate Baseball**) and 1991 (**Baseball America**) under Head Coach Bill Wilhelm along with 1994 (**Baseball America**) and 1996 (**Collegiate Baseball**, **Sports Weekly**) under current Head Coach Jack Leggett. The 2010 season marked the sixth top-five finish for Leggett as Clemson's head coach.

Clemson was ranked #20 in the **Sports Weekly** poll entering the NCAA Tournament and moved to #4 in the final poll. The 16-place improvement from the beginning of the tournament to the final poll was the greatest improvement in school history. The previous best was a five-place improvement from the final regular-season poll to the final poll in **Baseball America** in 1989. Clemson improved 12 spots in **Collegiate Baseball's** poll from the final regular-season poll to the final poll.

Clemson's Highest-Ranked Teams

Rk	Year	Ranking	Poll(s)
1.	2002	#3	BA, CB, SW
2.	2010	#4	CB, SW
	1980	#4	CB
	1991	#4	BA
	1994	#4	BA
	1996	#4	CB, SW
7.	1976	#5	CB
	1977	#5	CB
	2000	#5	SW
	2006	#5	BA, CB, SW

Strength of Schedule #5

In 2010, Clemson had an unofficial strength of schedule of #5 according to WarrenNolan.com. Clemson had a 25-17 record against teams with an RPI of 50 or better. Only three other schools had more top-50 RPI wins than the Tigers. There were 301 schools that played Division I baseball in 2010.

Tigers Captured ACC Atlantic Division Title

Thanks to a regular-season-ending sweep against #7 Florida State at Doug Kingsmore Stadium from May 20-22, the Tigers captured their first ACC Atlantic Division title since 2006 and their second overall since the league was split into divisions in 2006. Clemson finished in a tie with Florida State at 18-12, but the Tigers claimed the division championship thanks to the three-game sweep over the Seminoles.

Tigers Won Football & Baseball Division Crowns

Clemson swept #7 Florida State on the diamond in May to capture the ACC Atlantic Division title. In doing so, Clemson became the first ACC school to win a division title in both football and baseball in the same academic year. The ACC went to a division format when it expanded to 12 teams in the 2005-06 academic year. Clemson won the Atlantic Division football title in the fall of 2009 with a 6-2 league record, then it posted an 18-12 mark in baseball in the spring of 2010.

There was one common denominator on the two Tiger teams. Kyle Parker was the starting quarterback in all 14 football games in the fall of 2009. He had 20 passing touchdowns and 2,526 passing yards, both school freshman records. In 2010, Parker hit 20 home runs and also led the team in slugging percentage (.656) and on-base percentage (.478). He was drafted in the first round (#26 overall pick) of the Major League draft on June 7 as well.

Parker became the first Division I athlete in history to throw 20 touchdown passes and hit at least 20 home runs in the same academic year. He actually became the only one to total 20 passing touchdowns and 15 home runs. Parker also became the first ACC athlete to play on an ACC division championship team in football and baseball in the same academic year.

ACC Football & Baseball Division Winners

Year	FB Atlantic	FB Coastal	BB Atlantic	BB Coastal
2005-06	Florida State	Virginia Tech	Clemson	North Carolina
2006-07	Wake Forest	Georgia Tech	Florida State	North Carolina
2007-08	Boston College	Virginia Tech	Florida State	Miami (FL)
2008-09	Boston College	Virginia Tech	Florida State	North Carolina
2009-10	Clemson	Georgia Tech	Clemson	Virginia

Clemson One of Eight With Major Sports Triple

With its selection to the NCAA Baseball Tournament, Clemson became one of just eight Division I schools to participate in the NCAA Men's Basketball Tournament, the NCAA Baseball Tournament, and a football bowl game during the 2009-10 academic year.

Joining Clemson with the accomplishment in 2009-10 were California, Florida, Florida State, Georgia Tech, Minnesota, Texas, and Texas A&M. As you can see by the list below, the ACC was the only conference in the nation with three schools to do it.

Clemson also accomplished the "Major Sports Triple" in 2008-09. The only four schools to do it each of the last two years were Clemson, Florida State, Minnesota, and Texas.

This was the ninth year Clemson played in a bowl game, the NCAA Basketball Tournament, and the NCAA Baseball Tournament in the same academic year. It first occurred in 1979-80 when Clemson played in the Peach Bowl under first-year Head Coach Danny Ford, reached the Elite Eight of the NCAA Men's Basketball Tournament under Head Coach Bill Foster, and advanced to the College World Series under Head Coach Bill Wilhelm.

2010 Polls

Sports Weekly (Final)

Rk	Team
1.	South Carolina
2.	UCLA
3.	TCU
4.	Clemson
5.	Oklahoma
6.	Florida State
7.	Arizona State
8.	Florida
9.	Texas
10.	Virginia
11.	Coastal Carolina
12.	Cal State Fullerton
13.	Vanderbilt
14.	Arkansas
15.	Miami (FL)
16.	Louisville
17.	Georgia Tech
18.	Alabama
19.	Auburn
20.	Rice
21.	Texas A&M
22.	UC Irvine
23.	Connecticut
24.	Mississippi
25.	Louisiana State

Weekly Rankings (Final)

Date	BA	CB	SW	W-L
Pre	15	16	15	3-0
2-22	15	15	NP	3-0
3-1	13	12	9	3-1
3-8	12	13	7	4-0
3-15	11	10	7	4-1
3-22	12	6	5	1-4
3-29	16	13	10	2-2
4-5	16	15	11	3-2
4-12	17	16	16	0-4
4-19	---	---	20	2-2
4-26	---	---	25	2-1
5-3	---	---	24	4-0
5-10	---	---	22	2-2
5-17	---	---	22	4-0
5-24	25	16	18	1-2
5-31	---	16	20	3-1
6-8	NP	13	NP	2-1
6-14	NP	8	NP	2-2
Final	10	4	4	

NP - no poll; Note: Rankings below by **Baseball America**, **Collegiate Baseball**, **Sports Weekly**.

Clemson's Final Rankings (1987-10)

1987	10	10	NP	1999	17	13	14
1988	15	21	NP	2000	7	6	5
1989	14	14	NP	2001	17	13	14
1990	---	---	NP	2002	3	3	3
1991	4	8	NP	2003	---	---	---
1992	7	10	NP	2004	---	---	---
1993	17	17	16	2005	14	13	16
1994	4	9	9	2006	5	5	5
1995	8	8	8	2007	15	12	13
1996	5	4	4	2008	---	---	---
1997	---	---	24	2009	16	15	14
1998	21	23	19	2010	10	4	4

2010 Clemson Baseball Notes

This was the third time Clemson achieved the feat in at least back-to-back years. Clemson also did it in 1988-89 and 1989-90 along with 1995-96, 1996-97, and 1997-98.

Clemson had seven teams ranked in the final top 25 of their respective sports, including six in the top 16. Football finished #24 in the AP poll. Women's indoor track finished #7 and the outdoor team was #18.

The Clemson rowing team finished #15 at the NCAA Championships, while the women's tennis team had a #11 final ranking. The Clemson men's golf team finished #16 in the NCAA National Tournament at The Honors Course in Chattanooga, TN in early June.

The Tiger baseball team was ranked #4 in the final coaches poll.

Tiger Triples

Year	Bowl	Basketball	Baseball
1979-80	Peach	Elite 8	CWS
1986-87	Gator	1st Round	Regional
1988-89	Citrus	2nd Round	Regional
1989-90	Gator	Sweet 16	Regional
1995-96	Gator	1st Round	CWS
1996-97	Peach	Sweet 16	Regional
1997-98	Peach	1st Round	Regional
2008-09	Gator	1st Round	Super Regional
2009-10	Music City	1st Round	Super Regional

38

That's how many of Clemson's 70 games were against teams that played in the 2010 NCAA Tournament, which equates to over 54 percent. Clemson had a 21-17 record against the teams in the field. The Tigers played 14 different teams that were in the NCAA Tournament.

Clemson played four top-eight national seeds in Virginia, Coastal Carolina, Georgia Tech, and Arizona State for a total of nine games. The Tigers were 3-6 in those nine contests, but only one of those games was played at Doug Kingsmore Stadium. The Tigers were also 11-10 against #1 seeds, 5-2 against #2 seeds, and 5-5 against #3 seeds. Clemson, who was 7-3 against teams who made the College World Series, did not play a #4 seed in 2010.

NCAA Stat Finishes

Kyle Parker finished in the top 25 in the nation in four statistical categories in 2010 according to final statistics released by the NCAA. Parker was one of four Tigers in the top 25 of at least one category.

Parker finished fifth in the nation in runs (85), the fifth-highest total in school history. Parker was also tied for 15th in the nation in walks (56), the sixth-highest figure in Clemson history, and 22nd in runs per game (1.27). Parker had 20 home runs in 2010 to lead the team and was tied for 25th in the nation.

Jeff Schaus had 87 RBIs to lead the team, also fourth-most in the nation. Schaus' #4 finish was the highest by a Tiger since Denny Walling led the nation in that category in 1975.

Mike Freeman was tied for 19th in the nation in hits (99) and tied for 25th in sacrifice flies (7). Brad Miller was tied for 23rd in the nation in walks (50) as well.

As a team, Clemson finished the season in the top 20 of nine different categories. Clemson was second in the nation in double plays turned (81) and sixth on a per-game basis (1.16). The Tigers were third in the nation in walks (375), fifth in runs (600), tied for fifth in sacrifice flies (42), eighth in hits (764), tied for 15th in

homers (93), 19th in runs per game (8.6), and tied for 25th in stolen bases (106).

Clemson's Top-25 NCAA Stat Finishes

Team/Player	Category	Stat	Rank
Clemson	Double Plays	81	2
Clemson	Walks	375	3
Clemson	Runs	600	5
Clemson	Sacrifice Flies	42	T-5
Clemson	DP/Game	1.16	6
Clemson	Hits	764	8
Clemson	Home Runs	93	T-15
Clemson	R/Game	8.6	19
Clemson	Stolen Bases	106	T-25
Jeff Schaus	RBIs	87	4
Kyle Parker	Runs	85	5
Kyle Parker	Walks	56	T-15
Mike Freeman	Hits	99	T-19
Kyle Parker	R/Game	1.27	22
Brad Miller	Walks	50	T-23
Mike Freeman	Sacrifice Flies	7	T-25
Kyle Parker	Home Runs	20	T-25

Clemson 12-6 Against ACC Tournament Teams

Clemson, who was 18-12 during the ACC regular-season slate, had a 12-6 regular-season record against teams that made the 2010 ACC Tournament. That included three-game sweeps of N.C. State, Virginia Tech, and #7 Florida State. The Tigers also defeated Boston College twice in three games, won one of three games at #1 Virginia, and lost all three contests at #5 Georgia Tech. Clemson's 66.7 winning percentage tied Virginia for the best mark by any ACC team against teams who made the ACC Tournament.

Clemson was 6-3 against the teams in its bracket, including 3-0 records against N.C. State and Virginia Tech along with an 0-3 mark against Georgia Tech. The Tigers were 6-6 against the four teams (Duke, North Carolina, Maryland, Wake Forest) that did not make the ACC Tournament.

Regular-Season Records vs. ACC Tourney Teams

Rk	Team	ACC	*ACCT	Win %
1.	Clemson	18-12	12-6	66.7
	Virginia	23-7	14-7	66.7
3.	Georgia Tech	21-9	10-8	55.6
	Virginia Tech	16-14	10-8	55.6
5.	Miami (FL)	20-10	8-10	44.4
	Florida State	18-12	8-10	44.4
7.	Boston College	14-16	7-14	33.3
	N.C. State	15-15	6-12	33.3

* - record against teams in the 2010 ACC Tournament

Tale of Three Seasons Thanks to Close Results

Clemson's 2010 season can be broken down into three parts. The Tigers got off to a 17-2 start, thanks in part to a 5-2 record in games decided by two runs or less, that enabled them to move as high as #5 in the coaches poll.

But Clemson dropped 15 of its next 23 games (8-15 record) and stood at 25-17 in early May. Eleven of those 15 losses were by two runs or less, one of the major reasons for the Tigers' slide. The Tigers were 0-11 in games decided by two runs or less during that 23-game span.

However, after losing to Florida Gulf Coast by a score of 4-2 on May 1, the Tigers won 20 of their last 28 games (20-8 record) and rallied from three games down to Florida State to capture the ACC Atlantic Division crown with their three-game sweep over the Seminoles from May 20-22. In that 28-game stretch, Clemson was 5-4 in games decided by two runs or less. The Tigers were 10-17 in games decided by two runs or less overall.

2010 Tiger Tidbits

Clemson's Record...

In All Games:	45-25
In Home Games:	29-9
In Road Games:	10-11
In Neutral-Site Games:	6-5
In All ACC Regular-Season Games:	18-12
In Home ACC Regular-Season Games:	12-3
In Road ACC Regular-Season Games:	6-9
In All Non-ACC Regular-Season Games:	19-7
In Home Non-ACC Regular-Season Games:	15-5
In Road Non-ACC Regular-Season Games:	2-1
In Neutral Non-ACC Regular-Season Games:	2-1
In ACC Tournament Games:	1-2
In NCAA Tournament Games:	7-4
In February:	6-0
In March:	12-7
In April:	7-9
In May:	13-5
In June:	7-4
On Monday:	3-0
On Tuesday:	5-2
On Wednesday:	4-4
On Thursday:	2-0
On Friday:	8-7
On Saturday:	14-7
On Sunday:	9-5
After a Loss:	14-10
Against Top-25 Teams:	13-12
Against Top-10 Teams:	7-7
Against Top-5 Teams:	2-7
In Day Games:	29-9
In Night Games:	16-16
Against Lefty Starters:	17-14
Against Righty Starters:	28-11
In 1-Run Games:	6-11
In 2-Run Games:	4-6
In 3-Run Games:	6-0
When Scoring First:	29-11
When Leading at the End of 7 Innings:	37-3
When Trailing at the End of 7 Innings:	5-16
When Tied at the End of 7 Innings:	3-6
When Leading at the End of 8 Innings:	43-1
When Trailing at the End of 8 Innings:	1-18
When Tied at the End of 8 Innings:	1-6
In Extra Innings:	2-3
When Scoring 5 or More Runs:	42-11
When Allowing Less Than 5 Runs:	20-8
When Out-Hitting Opponents:	33-2
When Clemson Had 10 or More Hits:	34-7
When Clemson Hit a Home Run:	33-15
When Clemson Committed 0 or 1 Errors:	24-18

Inning-By-Inning Scoring

Team	1	2	3	4	5	6	7	8	9	Ex.
Clemson	71	95	61	65	84	65	50	74	28	7
Opponents	35	45	53	45	41	33	53	43	33	4

2010 ACC Standings

Atlantic Division

Rk	Team	ACC	Win %	GB	Overall	Win %
1.	Clemson	18-12	.600	----	45-25	.643
	Florida State	18-12	.600	----	48-20	.706
3.	N.C. State	15-15	.500	3.0	38-24	.613
4.	Boston College	14-16	.467	4.0	30-28	.517
5.	Wake Forest	8-22	.267	10.0	18-37	.327
6.	Maryland	5-25	.167	13.0	17-39	.304

Coastal Division

Rk	Team	ACC	Win %	GB	Overall	Win %
1.	Virginia	23-7	.767	----	51-14	.785
2.	Georgia Tech	21-9	.700	2.0	47-15	.758
3.	Miami (FL)	20-10	.667	3.0	43-20	.683
4.	Virginia Tech	16-14	.533	7.0	40-22	.645
5.	North Carolina	14-16	.467	9.0	38-22	.633
6.	Duke	8-22	.267	15.0	29-27	.518

Note: Standings through games of June 26.

2010 Clemson Baseball Notes

2010 Tiger Home Runs

#	Player ^(#)	Opponent (Date)	Inn.	Outs	H	A/L/R
1.	Lamb ⁽¹⁾	Miami (OH) (2/19)	7	0	1	R
2.	Parker ⁽¹⁾	Miami (OH) (2/19)	7	2	3	L
3.	Hinson ⁽¹⁾	# Michigan State (2/20)	2	1	3	R
4.	Boyd ⁽¹⁾	# Michigan State (2/20)	6	1	2	R
5.	Freeman ⁽¹⁾	# Michigan State (2/20)	7	1	3	L
6.	Parker ⁽²⁾	Wright State (2/28)	2	2	1	R
7.	Schaus ⁽¹⁾	Wright State (2/28)	4	0	2	R
8.	Parker ⁽³⁾	Wright State (2/28)	4	0	1	R
9.	Parker ⁽⁴⁾	Dayton (3/3)	5	0	2	R
10.	Epps ⁽¹⁾	South Carolina (3/5)	1	0	1	R
11.	Schaus ⁽²⁾	South Carolina (3/5)	1	1	1	R
12.	Epps ⁽²⁾	South Carolina (3/7)	2	1	4	L
13.	Freeman ⁽²⁾	South Carolina (3/7)	2	1	1	L
14.	Shaffer ⁽¹⁾	South Carolina (3/7)	6	2	3	R
15.	Johnson ⁽¹⁾	South Carolina (3/7)	9	1	1	R
16.	Pohl ⁽¹⁾	South Carolina (3/7)	9	1	4	R
17.	Schaus ⁽³⁾	Gardner-Webb (3/11)	1	1	2	R
18.	Parker ⁽⁵⁾	Gardner-Webb (3/11)	2	2	3	R
19.	Shaffer ⁽²⁾	Gardner-Webb (3/11)	8	1	2	R
20.	Parker ⁽⁶⁾	* N.C. State (3/13) ⁽¹⁾	1	2	2	R
21.	Miller ⁽¹⁾	* N.C. State (3/13) ⁽¹⁾	3	1	4	R
22.	Boyd ⁽²⁾	* N.C. State (3/13) ⁽²⁾	4	0	2	R
23.	Schaus ⁽⁴⁾	* N.C. State (3/13) ⁽²⁾	7	0	1	L
24.	Parker ⁽⁷⁾	Charlotte (3/16)	4	2	2	L
25.	Hinson ⁽²⁾	Charlotte (3/16)	8	2	3	R
26.	Schaus ⁽⁵⁾	Georgia Southern (3/17)	1	1	2	R
27.	Parker ⁽⁸⁾	Georgia Southern (3/17)	1	1	1	R
28.	Nester ⁽¹⁾	Georgia Southern (3/17)	1	1	3	R
29.	Johnson ⁽²⁾	Georgia Southern (3/17)	1	1	1	R
30.	Schaus ⁽⁶⁾	Georgia Southern (3/17)	6	1	4	R
31.	Epps ⁽³⁾	Georgia Southern (3/17)	6	1	1	R
32.	Parker ⁽⁹⁾	* Virginia Tech (3/20) ⁽¹⁾	6	0	1	R
33.	Boyd ⁽³⁾	Elon (3/23)	5	0	1	R
34.	Parker ⁽¹⁰⁾	Elon (3/23)	9	0	1	R
35.	Lamb ⁽²⁾	Elon (3/23)	9	1	1	R
36.	Parker ⁽¹¹⁾	Coastal Carolina (3/31)	4	0	2	L
37.	Freeman ⁽³⁾	* Boston College (4/2)	5	1	2	R
38.	Miller ⁽²⁾	* Boston College (4/2)	6	1	1	R
39.	Hinson ⁽³⁾	Georgia (4/6)	8	1	4	R
40.	Hinson ⁽⁴⁾	Georgia (4/7)	6	2	2	R
41.	Nester ⁽²⁾	* Duke (4/9)	2	2	3	L
42.	Parker ⁽¹²⁾	* Duke (4/9)	5	2	3	L
43.	Schaus ⁽⁷⁾	* Duke (4/10)	5	1	2	R
44.	Hinson ⁽⁵⁾	Western Carolina (4/14)	1	2	2	L
45.	Freeman ⁽⁴⁾	* Georgia Tech (4/16)	1	0	2	R
46.	Schaus ⁽⁸⁾	* Georgia Tech (4/16)	5	2	3	R
47.	Parker ⁽¹³⁾	* Georgia Tech (4/17)	6	1	1	R
48.	Parker ⁽¹⁴⁾	* Georgia Tech (4/18)	2	0	1	L
49.	Parker ⁽¹⁵⁾	South Carolina-Upstate (4/21)	2	2	4	R
50.	Hinson ⁽⁶⁾	South Carolina-Upstate (4/21)	2	2	1	R
51.	Freeman ⁽⁵⁾	South Carolina-Upstate (4/21)	3	1	3	R
52.	Hinson ⁽⁷⁾	South Carolina-Upstate (4/21)	3	1	3	R
53.	Hinson ⁽⁸⁾	South Carolina-Upstate (4/21)	6	2	3	R
54.	Hinson ⁽⁹⁾	* North Carolina (4/23)	9	0	1	R
55.	Parker ⁽¹⁶⁾	* North Carolina ^a (4/24)	4	2	2	R
56.	Miller ⁽³⁾	Florida Gulf Coast (5/1)	4	2	1	L
57.	Shaffer ⁽³⁾	Florida Gulf Coast (5/2) ⁽¹⁾	7	2	1	R
58.	Freeman ⁽⁶⁾	Florida Gulf Coast (5/2) ⁽¹⁾	8	1	1	L
59.	Freeman ⁽⁷⁾	Florida Gulf Coast (5/4)	2	2	4	L
60.	Schaus ⁽⁹⁾	* Maryland (5/7)	5	1	2	L
61.	Schaus ⁽¹⁰⁾	* Maryland (5/8)	9	0	1	R
62.	Hinson ⁽¹⁰⁾	* Maryland (5/8)	9	0	2	R
63.	Parker ⁽¹⁷⁾	* Maryland (5/9)	6	2	3	L
64.	Schaus ⁽¹¹⁾	# Furman (5/11)	5	0	2	L
65.	Boyd ⁽⁴⁾	# Furman (5/11)	5	1	4	R
66.	Hinson ⁽¹¹⁾	# Furman (5/11)	7	2	1	L
67.	Hinson ⁽¹²⁾	* Wake Forest (5/14)	9	2	2	R
68.	Miller ⁽⁴⁾	* Wake Forest (5/14)	9	2	1	R
69.	Parker ⁽¹⁸⁾	* Wake Forest (5/15)	1	2	2	R
70.	Miller ⁽⁵⁾	* Wake Forest (5/15)	2	0	1	R
71.	Schaus ⁽¹²⁾	* Wake Forest (5/16)	6	0	1	L
72.	Stolz ⁽¹⁾	Presbyterian (5/18)	2	1	2	R
73.	Schaus ⁽¹³⁾	Presbyterian (5/18)	7	2	2	R
74.	Miller ⁽⁶⁾	* Florida State (5/20)	5	1	2	L

(continued on next page)

Second to None

Clemson put up its best offensive numbers in the second inning in 2010. The Tigers scored 95 runs in the second inning, an average of 1.4 runs per game in that frame. The Tigers, who averaged 8.6 runs per game, also scored 84 runs in the fifth inning, 74 runs in the eighth inning, and 71 runs in the first inning.

On Base

Hits...walks...hit-by-pitches. When it came to those three cumulative categories, Clemson had one of its best seasons in recent history. In 70 games, the Tigers totaled 764 hits, 375 walks, and 60 hit-by-pitches. That adds to 1,199 times on base, an average of 17.1 per game. It was better than the 2002 team's mark of 17.0. That squad featured the likes of Khalil Greene, Jeff Baker, and Michael Johnson. The 2010 mark was the best by a Tiger team since 1999 (18.2).

Scoring Streak

Clemson has scored at least one run in 137 consecutive games dating to the 2008 season. It is the fourth-longest streak in Tiger history. The school record for consecutive games without being shut out is 232 (set between 1984-86). Clemson's current streak is the eighth of 100 games or more in school history. Below is chart of Clemson's longest streaks of scoring at least one run.

Clemson's Longest Streaks of Scoring a Run

Rk	Start Date	End Date	Games
1.	5-10-1982	5-3-1986	232
2.	3-30-1974	6-11-1977	166
3.	5-19-1990	3-12-1993	154
4.	5-24-2008	Present	137
5.	5-9-1986	5-11-1988	134
6.	2-25-2005	6-16-2006	130
7.	4-24-1994	3-16-1996	110
8.	2-27-1980	4-22-1981	106

Loaded Stat

Clemson did a lot of damage with the bases loaded in 2010. Despite starting the year just 1-for-7 in that situation, Clemson was 39-for-101 (.386) with nine grand slams, eight doubles, one triple, 131 RBIs, 17 walks, and five hit-by-pitches in 2010. The Tigers also had a .752 slugging percentage and a .449 on-base percentage with the bases full.

Brad Miller was 5-for-8 (.625) with two grand slams and 16 RBIs with the bases loaded in 2010, John Hinson was 7-for-15 (.467) with a grand slam, double, 18 RBIs, and four walks with the bases loaded, Jeff Schaus was 7-for-13 (.538) with a grand slam, double, 21 RBIs, and four walks with the bases loaded, and Phil Pohl was 4-for-6 (.667) with a grand slam, two doubles, 14 RBIs, and two hit-by-pitches with the bases full. Chris Epps, Kyle Parker, Mike Freeman, and Wilson Boyd also hit one grand slam apiece during the 2010 season, meaning eight different Tigers accounted for the team's nine grand slams.

Tigers Set School Record For Grand Slams

Clemson totaled nine grand slams in 2010, most in school history. Furthermore, eight different Tigers accounted for the nine grand slams. The nine grand slams broke the previous Clemson record of six, held by the 1991 and 2004 teams. The national record for grand slams in one season is 12, set by Oklahoma State in 1996.

The Tigers pulled off a rare feat of hitting two grand slams at #15 South Carolina on March 7, 2010. Chris Epps and Phil Pohl both hit grand slams in Clemson's 19-6 win. It was the first time the Tigers hit two grand slams in one game since March 3, 1991. That day, the Tigers accomplished the feat in a 17-5 win over Louisiana-Lafayette at Las Vegas, NV.

When Brad Miller hit a grand slam against #16 Alabama in the Clemson Super Regional on June 13, he became the first Tiger to hit two grand slams in one season since 2006, when Andy D'Alessio hit two. D'Alessio also hit two grand slams in 2005.

Thievery

Clemson stole 106 bases (1.5 per game) in 2010, a big reason the Tigers averaged 8.6 runs per contest. Clemson reached the 100 stolen-base mark for the first time since 2006, when that team swiped 107 bases. Furthermore, it was only the second time in the last 10 seasons that a Tiger team stole 100 bases in a season. John Hinson had a team-high 25 stolen bases, while Chris Epps (16), Will Lamb (14), and Mike Freeman (11) also totaled double-digit steals.

Back-to-Back Seven Spots

Clemson scored seven runs in the second inning and seven runs in the third inning in its 22-4 win over USC Upstate on April 21. It was the first time the Tigers scored at least seven runs in consecutive innings since May 14, 1991, when Clemson scored seven runs in the fourth and eight runs in the fifth in a 24-8 victory over Georgia Tech in the ACC Tournament at Greenville, SC.

Tigers Among Nation's Best in Turning Double Plays

Clemson turned 81 double plays in 2010, tying the school record also held by the 1995 team. Senior second-baseman Mike Freeman played a big role in Clemson turning 81 double plays in 2010. He was involved in 63 of the 81 double plays. Freeman was also a big reason Clemson was second in the nation and first in the ACC in double plays in 2010.

Clemson #7 in the Nation in Average Attendance

A total of 164,285 fans were in attendance for Clemson's 35 home dates in 2010, an average of 4,694 per date. That figure was #7 in the nation and highest in the ACC in 2010. It was also the fourth-best figure in Tiger history. Clemson's top-10 figure in 2010 marked the 17th straight top-20 national standing and ninth in a row in the top 10.

2010 National Leaders in Average Attendance

Rk	School	Dates	Total	Avg.
1.	Louisiana State	38	404,916	10,655
2.	Arkansas	38	286,895	7549
3.	Mississippi	34	231,818	6818
4.	South Carolina	36	241,582	6710
5.	Texas	39	256,278	6571
6.	Mississippi State	32	194,094	6065
7.	Clemson	35	164,285	4694
8.	Florida State	36	167,094	4641
9.	Alabama	27	111,940	4145
10.	Wichita State	35	127,509	3643
11.	Texas A&M	36	131,089	3641
12.	Arizona State	37	129,728	3506
13.	Florida	36	126,195	3505
14.	Rice	27	91,234	3379
15.	Southern Mississippi	29	95,468	3292

Note: Through games of June 14; rankings unofficial.

2010 Clemson Baseball Notes

Clemson's Single-Season Attendance Bests

Rk	Year	Dates	Attendance	Avg.
1.	2007	34	163,537	4810
2.	2006	39	184,946	4742
3.	2009	36	170,156	4727
4.	2010	35	164,285	4694
5.	2008	30	140,040	4668

Four Tigers Received Degrees on May 7

Righthanders Justin Sarratt and Josh Thraikill along with outfielder Wilson Boyd and second-baseman Mike Freeman all received their undergraduate degrees in commencement ceremonies in Littlejohn Coliseum on May 7. Sarratt, a senior from Gaffney, SC, Thraikill, a fourth-year junior from Arden, NC, and Boyd, a fifth-year senior from Hickory, NC, all received their degrees in management. Freeman, a senior from Orlando, FL, received his degree in financial management.

That same day, all three active Tigers played a big role in Clemson's 18-6 win at Maryland. After graduating around noon, they all boarded a plane and headed to College Park, MD just in time for warmups. Freeman went 4-for-5 with three RBIs and two runs, Boyd went 1-for-2 with two RBIs, and Thraikill struck out three batters in 2.0 innings pitched out of the bullpen. Sarratt missed most of the season due to injury.

Three Tigers Named to All-ACC Team

Three Tigers were named First or Second-Team All-ACC in 2010. Junior outfielder Kyle Parker was the Tigers' lone First-Team All-ACC selection, while senior second-baseman Mike Freeman and junior outfielder Jeff Schaus were named Second-Team All-ACC. The team was compiled by a vote of the 12 ACC head coaches.

It was the second time Parker was named First-Team All-ACC, as he received that same honor as a freshman in 2008. Parker became the first two-time, First-Team All-ACC player at Clemson since Kris Harvey accomplished the same feat in 2004 and 2005. Schaus was also a First-Team All-ACC selection as a sophomore in 2009.

In 2010, Parker hit .344 with a team-high 20 homers, 15 doubles, 64 RBIs, 85 runs, a .656 slugging percentage, 56 walks, a .478 on-base percentage, and four steals in 67 games. Schaus batted .320 with 15 homers, 14 doubles, two triples, an ACC-high 87 RBIs, 69 runs, and nine steals in 70 games. Freeman hit .331 with eight homers, 24 doubles, one triple, 57 RBIs, 68 runs, and 11 steals along with an outstanding .975 fielding percentage.

Six Tigers on Auburn Regional All-Tournament Team

Six Tigers were named to the Auburn Regional All-Tournament team, as Clemson captured the title by going 3-1 at Plainsman Park from June 4-7. Infielders Mike Freeman (2B) and John Hinson (3B) along with outfielders Wilson Boyd and Jeff Schaus all made the team among position players. Lefthander Casey Harman and righthander Scott Weismann took both of the slots allotted to pitchers. Hinson was named Auburn Regional MVP after going 9-for-16 (.563) with three homers, one double, five RBIs, and five runs in four games.

Six Tigers Picked in Major League Draft

Six Tigers were taken in the 2010 Major League draft from June 7-9. Junior outfielder and first-baseman Kyle Parker was a first-round draft selection (#26 overall pick) of the Colorado Rockies, becoming Clemson's first first-round draft pick since 2007 when lefthander Daniel

Moskos was picked #4 overall by the Pittsburgh Pirates. Parker was also the 14th first-round draft pick in Tiger history.

On day-two of the draft, senior second-baseman Mike Freeman was picked in the 11th round (#331 overall pick) by the Arizona Diamondbacks. It was the third time Freeman was taken in the Major League draft, as he was also selected in 2006 and 2009. Fellow infielder and sophomore John Hinson was taken in the 13th round (#411 overall pick) by the Philadelphia Phillies, junior outfielder Jeff Schaus was picked in the 27th round (#810 overall pick) by the Cleveland Indians, and junior lefthander Casey Harman was chosen in the 29th round (#880 overall pick) by the Chicago Cubs.

On day-three of the draft, junior catcher and first-baseman John Nester was drafted in the 39th round (#1175 overall pick) by the Oakland Athletics.

With the six selections, Jack Leggett has had a total of 84 players drafted in his 17 seasons as head coach at Clemson. Fifteen of those 84 players were drafted twice, meaning a Tiger has been drafted 99 times in his tenure. Thirteen more Tigers have signed free-agent contracts as well.

2010 Tiger Draftees

#	Player, Pos.	Cl.	Rd	Pick	Team
11	Kyle Parker, OF/1B	Jr.	1	26	Rockies
5	Mike Freeman, 2B	Sr.	11	331	Diamondbacks
4	John Hinson, INF	*So.	13	411	Phillies
3	Jeff Schaus, OF	Jr.	27	810	Indians
36	Casey Harman, LHP	Jr.	29	880	Cubs
17	John Nester, C/1B	Jr.	39	1175	Athletics

* - spent one season as a red-shirt player

Five Tigers on All-ACC Academic Team

Clemson placed five players on the 2010 All-ACC Academic team. Freshman righthander Kevin Brady (special education), senior second-baseman Mike Freeman (financial management), sophomore righthander David Haselden (mechanical engineering), sophomore shortstop Brad Miller (marketing), and freshman infielder Richie Shaffer (pre-business) were named to the list. It was the third time that Freeman was named to the All-ACC Academic team. To be eligible for consideration, a student-athlete must have earned a 3.0 GPA for the previous semester and maintained a 3.0 cumulative GPA during his academic career.

Leggett Leading a Consistent Winner

Head Coach Jack Leggett has a 769-356-1 (.683) record at Clemson in 17 seasons. The legendary Bill Wilhelm has the most wins of any Tiger coach with 1,161 in 36 seasons (1958-93) at Clemson. Leggett's 769 wins are second-most in school history. No other Clemson coach has more than 70 wins while in Tigertown. Leggett earned win #700 as the leader of the Tiger program in Clemson's 10-1 win over Duke on April 5, 2009.

Through Leggett's first 17 seasons at Clemson, he has 769 wins. Only six other programs (Florida State, Wichita State, Rice, Miami (FL), Cal State Fullerton, Louisiana State) have more wins over that span from 1994-10. He also does not have a losing record against any SEC team as Clemson's head coach.

What makes Leggett's win total even more impressive is the fact that he has not shied away from playing stiff competition. Since 2004, when the strength of schedule ratings were first kept at WarrenNolan.com, Clemson's strength of schedule has been one of the 17 toughest in the nation each of the last seven seasons,

2010 Tiger Home Runs (cont'd)

75. Boyd ⁽⁵⁾	* Florida State (5/21)	5	1	2	R
76. Schaus ⁽¹⁴⁾	+ N.C. State (5/26)	5	2	2	L
77. Lamb ⁽³⁾	+ N.C. State (5/26)	8	2	3	R
78. Miller ⁽⁷⁾	+ Virginia Tech (5/28)	2	0	2	R
79. Schaus ⁽¹⁵⁾	+ Virginia Tech (5/28)	7	2	1	L
80. Shaffer ⁽⁴⁾	+ Georgia Tech (5/29)	1	2	3	L
81. Parker ⁽¹⁹⁾	+ Georgia Tech (5/29)	8	0	1	R
82. Lamb ⁽⁴⁾	\$ Southern Mississippi (6/4)	5	1	1	R
83. Hinson ⁽¹³⁾	\$ Southern Mississippi (6/4)	6	0	1	R
84. Freeman ⁽⁸⁾	\$ Auburn (6/5)	1	0	2	L
85. Hinson ⁽¹⁴⁾	\$ Auburn (6/6)	5	1	2	R
86. Parker ⁽²⁰⁾	\$ Auburn (6/7)	1	1	3	R
87. Hinson ⁽¹⁵⁾	\$ Auburn (6/7)	3	1	1	L
88. Hinson ⁽¹⁶⁾	¶ Alabama (6/13)	3	1	1	L
89. Shaffer ⁽⁵⁾	¶ Alabama (6/13)	3	1	1	L
90. Miller ⁽⁸⁾	¶ Alabama (6/13)	6	2	4	R
91. Hinson ⁽¹⁷⁾	¶ Alabama (6/14)	2	1	2	R
92. Shaffer ⁽⁶⁾	¶ Alabama (6/14)	4	0	1	R
93. Shaffer ⁽⁷⁾	¶ Alabama (6/14)	7	1	2	L

* - ACC regular-season game; # - Greenville, SC (Fluor Field); + - ACC Tournament at Greensboro, NC; \$ - NCAA Regional at Auburn, AL; ¶ - NCAA Super Regional at Clemson, SC; ^N - due to inclement weather, game was completed on Apr. 25; [^] - pitcher throws; ¹ - 1...solo, 2...2-run, 3...3-run, 4...grand slam; Note: **Bold** denotes a Clemson home game.

2010 Clemson Baseball Notes

2010 Honors

#12 Wilson Boyd • OF • *Sr.

- Auburn (AL) Regional All-Tournament selection
- ACC Player-of-the-Week (5/24)

#19 Kevin Brady • RHP • *Fr.

- All-ACC Academic Team member

#26 Chris Epps • OF • Jr.

- Bob Bradley Award winner (team MVP of the three-game series against South Carolina)

#5 Mike Freeman • 2B • Sr.

- 11th-round draft pick of the Arizona Diamondbacks
- Second-Team All-ACC selection
- All-ACC Academic Team member
- Auburn (AL) Regional All-Tournament selection

#36 Casey Harman • LHP • Jr.

- 29th-round draft pick of the Chicago Cubs
- Auburn (AL) Regional All-Tournament selection
- National Player-of-the-Week by **Collegiate Baseball** (3/22)

#29 David Haselden • RHP • So.

- All-ACC Academic Team member

#4 John Hinson • INF • *So.

- 13th-round draft pick of the Philadelphia Phillies
- College World Series All-Tournament selection
- Auburn (AL) Regional MVP
- Auburn (AL) Regional All-Tournament selection

#13 Brad Miller • SS • So.

- All-ACC Academic Team member
- USA National Team Trials participant

#17 John Nester • C/1B • Jr.

- 39th-round draft pick of the Oakland Athletics
- Johnny Bench Award Watch List

#11 Kyle Parker • OF/1B • Jr.

- First-round draft pick of the Colorado Rockies
- First-team All-American by **Ping!Baseball**
- Second-team All-American by **Baseball America**
- Second-team All-American by NCBWA
- Third-team All-American by ABCA
- Golden Spikes Award Watch List
- First-team All-Atlantic Region by ABCA
- First-Team All-ACC selection
- ACC Player-of-the-Week (3/22)
- ACC Player-of-the-Week (5/10)

#3 Jeff Schaus • OF • Jr.

- 27th-round draft pick of the Cleveland Indians
- Second-Team All-ACC selection
- Auburn (AL) Regional All-Tournament selection

#8 Richie Shaffer • 1B/3B • Fr.

- All-ACC Academic Team member

#33 Scott Weismann • RHP • So.

- Auburn (AL) Regional All-Tournament selection

including six of the seven years with at least a strength of schedule #10 or better (2004 (#5), 2005 (#4), 2006 (#1), 2007 (#17), 2008 (#2), 2009 (#9), and 2010 (#5)).

Tigers Have 208 Top-25 Wins Under Leggett

In 17 seasons at Clemson, Head Coach Jack Leggett has 208 wins over teams ranked in the top 25. The Tigers defeated #15 South Carolina twice in a three-game series from March 5-7. Clemson defeated top-ranked Virginia 8-5 on the road in the first game of a double-header on March 27, then the Tigers swept #7 Florida State in three games at Doug Kingsmore Stadium from May 20-22 followed by a 9-3 victory over #6 Georgia Tech in the ACC Tournament. After Clemson beat #14 Auburn twice in three meetings in the Auburn Regional from June 5-7, the Tigers downed #16 Alabama twice in three games in the Clemson Super Regional. Then, Clemson defeated #1 Arizona State and #6 Oklahoma in Omaha. Therefore, the Tigers were 13-12 against top-25 ranked teams in 2010. Below is a year-by-year chart of Leggett against top-25 ranked foes.

Leggett Against Top-25 Teams

Year	Overall	Top 25	Top 10	Top 5
1994	57-18	19-12	10-4	7-3
1995	54-14	15-10	4-10	1-6
1996	51-17	13-10	7-3	5-2
1997	41-23	6-11	4-7	1-2
1998	43-16	8-5	4-2	0-1
1999	42-27	12-12	6-6	3-4
2000	51-18	14-13	11-10	6-7
2001	41-22	5-12	3-8	1-6
2002	54-17	19-13	10-11	6-8
2003	39-22	8-8	5-3	4-2
2004	39-26	9-16	6-8	0-3
2005	43-23	19-9	11-9	4-2
2006	53-16	26-9	7-6	2-2
2007	41-23	11-9	7-6	4-4
2008	31-27-1	3-17	0-13	0-12
2009	44-22	8-11	6-8	6-8
2010	45-25	13-12	7-7	2-7
Totals	769-356-1	208-189	108-121	52-79

Leggett's Close Games

Year	Overall	1-Run	2-Run	3-Run	Extra
1994	57-18	13-5	9-0	7-2	7-3
1995	54-14	8-4	6-2	6-3	3-1
1996	51-17	6-4	5-4	3-2	3-3
1997	41-23	9-6	1-2	5-0	1-3
1998	43-16	10-5	4-1	1-4	2-1
1999	42-27	12-6	4-6	4-5	2-3
2000	51-18	7-4	8-3	4-3	1-1
2001	41-22	5-5	3-3	9-2	4-1
2002	54-17	6-1	13-4	7-3	2-0
2003	39-22	7-2	8-3	3-4	4-1
2004	39-26	10-9	1-3	5-5	1-4
2005	43-23	7-9	3-2	5-2	2-0
2006	53-16	8-8	6-2	8-2	2-2
2007	41-23	12-7	3-5	8-6	4-1
2008	31-27-1	10-5	2-7	3-0	0-1-1
2009	44-22	9-7	4-4	7-6	4-1
2010	45-25	6-11	4-6	6-0	2-3
Totals	769-356-1	145-98	84-57	91-49	44-29

Boyd's Double-Digit Hitting Streaks

Fifth-year senior outfielder Wilson Boyd (Hickory, NC) has shown consistency that was a staple in Clemson's lineup for years. Boyd showed his steadiness with a 14-game hitting streak in March. He was 22-for-57 (.386) with two homers, four doubles, 14 RBIs, 17 runs, and a .485 on-base percentage during the streak. It was his fifth career double-digit hitting streak, as he had one as a junior (2009), two as a sophomore (2008), and one as a freshman (2007).

Boyd was a big reason the Tigers swept #7 Florida State at Doug Kingsmore Stadium from May 20-22. He was 5-for-9 (.556) with a homer, four RBIs, three runs, four walks, and a .692 on-base percentage in the series. He also earned ACC Player-of-the-Week honors that week for his performances in four games from May 18-22. He was 8-for-14 (.571) with a homer, double, five RBIs, three runs, four walks, and a .667 on-base percentage. Boyd did not start any games in the ACC Tournament due to a shoulder injury.

In the Auburn Regional, he earned all-tournament honors by going 6-for-14 (.429) with four doubles, four RBIs, and three runs in four games. In the 2010 NCAA Tournament, he was 12-for-36 (.333) with five doubles, eight walks, and a .455 on-base percentage.

In 238 career games (215 starts), Boyd has a .306 batting average along with 21 homers, 48 doubles, seven triples, 166 RBIs, 163 runs, and 14 steals. His 238 career games were sixth-most in Clemson history as well.

Clemson Career Game Leaders

Rk	Player	Year(s)	G
1.	Khalil Greene	1999-02	272
2.	Bert Heffernan	1985-88	259
3.	Andy D'Alessio	2004-07	253
4.	Kurt Bultmann	1996-99	249
5.	Jim Crowley	1988-91	247
6.	Wilson Boyd	2007-10	238
7.	Michael Johnson	2000-03	235
8.	Herman Demmink	2003-06	232
9.	Henri Stanley	1997-00	231
10.	Kyle Frank	1999,01-03	230

Brady Struck Out Batters in Bunches

Red-shirt freshman righthander Kevin Brady (Gaithersburg, MD) had 45 strikeouts against only eight walks in 37.1 innings pitched over 22 appearances (two starts) in 2010. He led the team in both strikeout-to-walk ratio (5.6-to-1) and strikeouts per nine innings pitched (10.8). Those numbers were enhanced in the ACC Tournament when he totaled 10 strikeouts against no walks in just 4.1 innings pitched over two relief appearances.

Brady emerged as one of the team's top pitchers out of the bullpen and made spots starts during the 2010 season. He was 1-0 with one save and a 4.58 ERA and allowed only two home runs. In fact, in 48.0 innings pitched over 26 career appearances (five starts) in 2009,10, he has yielded just two long balls.

In his last 13 appearances, all out of the bullpen, he allowed just one walk with 21 strikeouts in 17.1 innings pitched. Included in that total was his first career save at #14 Auburn in the championship game of the Auburn Regional on June 7. He pitched 3.0 scoreless innings with three strikeouts against no walks in Clemson's 13-7 win that sent the Tigers to a super regional.

Epps Walked Away With Another Award

Junior outfielder Chris Epps (Stone Mountain, GA) seems to play his best when there is an MVP award at stake. In the 2009 Clemson Regional, he was 10-for-19 (.526) with two homers, one double, six RBIs, and seven runs in five games to earn Clemson Regional MVP honors.

Epps put up near identical numbers to earn the 2010 Bob Bradley Award as Clemson's MVP of the South Carolina series. In three games against the Gamecocks from March 5-7, he was 7-for-14 (.500) with two homers, one double, six RBIs, six runs, two walks, and one steal in leading the Tigers to two wins. On March 7, his grand slam in the second inning started Clemson's onslaught

2010 Clemson Baseball Notes

in its 19-6 win. He went 3-for-6 with a homer, five RBIs, and two runs in that series-clinching win. Then in game-three of the Clemson Super Regional, he earned a start and went 2-for-4 with two runs and a walk to help Clemson to an 8-6 win that sent the Tigers to Omaha. In the super regional, he was 4-for-8.

In 2010, Epps totaled three homers, eight doubles, one triple, 16 RBIs, 45 runs, a .389 on-base percentage, and 16 stolen bases in 56 games (41 starts). He had an on-base percentage 168 points higher than his batting average thanks to 46 walks in 172 at-bats, a trend he has sustained in his three seasons in Tigertown. He is third all-time in Clemson history in walks per at-bat (one every 3.97 at-bats).

Clemson Career Walks Per At-Bat Leaders

Rk	Player	Year(s)	AB/BB	Ratio
1.	Kurt Seibert	1974-76	408/106	1/3.85
2.	Don Russell	1968-70	415/107	1/3.88
3.	Chris Epps	2008-10	401/101	1/3.97
4.	Brian Ellis	1997-00	583/138	1/4.22
5.	Johnny Severs	1969-71	373/86	1/4.34
6.	Dave Buffamoyer	1978, 79	287/66	1/4.35
7.	Neil Simons	1977-80	805/180	1/4.47
8.	Steve Nilsson	1976-78	507/112	1/4.53
9.	Jason Harris	1998, 99	475/104	1/4.57
10.	Henri Stanley	1997-00	666/144	1/4.63

Note: Min. 100 at-bats.

Firth's Freshman Facts

Freshman righthander Scott Firth (Buffalo Grove, IL) cemented his place as Clemson's top midweek starter late in the 2010 regular season. He had strong starting outings in earning wins over Furman (May 11) and Presbyterian (May 18), his first two victories as a Tiger.

Against the Paladins, he tossed 6.0 innings, allowing just six hits, one run, and one walk with four strikeouts. He allowed the leadoff batter of the game to score and a two-out double in the first inning, but no Paladin advanced past first base during the rest of his outing. Then against the Blue Hose, he tossed 5.1 innings, allowing just two runs and no walks with six strikeouts.

Overall in 2010, Firth was 2-1 with a 3.58 ERA in 32.2 innings pitched over 16 appearances (four starts). He also tallied 25 strikeouts against 12 walks.

Frederick Filled Long Relief & Closing Roles

Junior righthander Alex Frederick (Lagrangeville, NY) worked his way into one of Clemson's top relief pitchers in 2010. In 2009, he appeared in only six games out of the bullpen for a total of 9.2 innings pitched. But under the tutelage of first-year Pitching Coach Dan Pepicelli, he earned his spot as a go-to guy out of the bullpen in 2010.

Frederick made a team-high 33 appearances (one start), tied for most in school history, and pitched 62.1 innings. He had a 3.75 ERA and a team-high four saves along with 54 strikeouts against 28 walks. The fourth-year junior was in his second year in the Tiger program in 2010 after transferring from Dutchess Community College. He was also a member of the Iona baseball team in 2007.

Frederick was stellar during his last 17 appearances, which included one start. He was 7-1 with two saves, a 3.37 ERA, and 33 strikeouts against 15 walks in 34.2 innings pitched over his last 17 outings. That included a 7-1 record in his last 15 outings, two victories against #7 Florida State in the three-game sweep at Doug Kingsmore Stadium from May 20-22, and two saves in the College World Series.

Against the Seminoles in the regular-season finale on May 22, he allowed just one hit, no runs, and two walks with five strikeouts in 4.2 innings pitched to earn the victory in Clemson's 8-3 win that gave the Tigers the ACC Atlantic Division title. He became the first Tiger to earn two wins in a series since 1994, when Mike Holtz recorded two wins against N.C. State. He also picked up the win in the Auburn Regional Championship game when he struck out five against no walks in 3.0 innings pitched out of the bullpen.

Frederick was also outstanding in the friendly confines of Doug Kingsmore Stadium. He had a team-best 2.16 ERA along with a 5-0 record, two saves, a .209 opponents' batting average, and 39 strikeouts against only 16 walks in 41.2 innings pitched over 19 appearances (one start) at home in 2010.

Clemson Single-Season Appearance Leaders

Rk	Player	Year	App.
1.	Alex Frederick	2010	33
	Scott Winchester	1995	33
	Nick Glaser	2000	33
	Daniel Moskos	2006	33
5.	Aaron Jersild	1992	32
6.	Stephen Clyne	2007	31
7.	Andy Taulbee	1993	30
	Matt Vaughn	2008	30
9.	Billy Trapp	1980	28
	Scott Winchester	1994	28
	Josh Cram	2001	28
	Ryan Hinson	2009	28

Frederick Accomplished Clemson First

Righthander Alex Frederick won two games in the Tigers' three-game series sweep against #7 Florida State from May 20-22. He was the winning pitcher in Clemson's 9-8 victory in the first game on May 20 and in the third game on May 22, an 8-3 Tiger victory. Frederick became the first pitcher in school history to win two games against a top-10 team in the same series.

Frederick became the first Tiger to win two games in an ACC series since 1994, when Mike Holtz won two against #16 N.C. State. Both of Holtz's wins came in 10 innings in relief roles. It was actually the second time this year (in 20 days for that matter) that Frederick won two games in a series. He won two games in a four-game series with Florida Gulf Coast between May 1-4.

He actually won consecutive games in wins of 7-6 and 14-2 on May 3, 4. It marked the ninth time since 1974 that the same Tiger won consecutive games, but just the second time the same pitcher had won consecutive games against the same team. Brian Barnes did it in 1988, but those two were six days apart.

Winning Two Games of a Series

Year	Pitcher	Opponent	Scores
1988	Brian Barnes	South Carolina	7-6, 8-5
1994	Mike Holtz	N.C. State	10-8, 6-5
2010	Alex Frederick	Florida Gulf Coast	7-6, 14-2
2010	Alex Frederick	Florida State	9-8, 8-3

Note: Since 1974.

Winning Consecutive Games

Year	Pitcher	Opponent(s)	Scores
1977	Ron Musselman	Wofford, N.C. State	2-0, 10-3
1988	Brian Barnes	South Carolina (2)	8-5, 5-2
1989	Brian Barnes	Miami (FL), N.C. State	5-4, 11-3
1998	Scott Clackum	South Carolina, Virginia	6-4, 9-7
2000	Matt Additon	Georgia Tech, Florida State	13-12, 8-7
	Matt Additon	James Madison, Coastal Carolina	5-3, 4-3
2003	Paul Harrelson	East Tennessee State, Georgia Tech	6-3, 9-7
2009	Graham Stoneburner	Miami (FL), Western Carolina	9-6, 11-1
2010	Alex Frederick	Florida Gulf Coast (2)	7-6, 14-2

Walking Off

Clemson's All-Time Walkoff Home Runs

Player	Opponent (Date)	Score	RBI
Bill Barnett	Furman (4/22/53)	13-12	1
Calvin Weeks	East Tennessee State (3/15/69)	5-4	1
Mike Ward	Virginia Tech (3/21/69)	5-4	1
Billy Weems	Toledo (3/24/77)	5-3	2
Bill Foley	Mississippi (5/20/77)	8-7	1
Robbie Allen	Wake Forest (3/14/80)	5-4	1
Jimmy Key	Wake Forest (4/24/81)	6-5	1
Chuck Baldwin	Alabama (4/2/85)	5-4	1
Brian Kowitz	Georgia (2/25/88)	13-12	1
Joe DeBerry	Ohio (3/20/90)	6-4	2
Billy McMillon	Columbus (3/30/91)	2-1	1
Chad Phillips	Missouri State (3/20/93)	5-4	1
Seth Brizek	N.C. State (4/8/94)	10-8	2
Doug Livingston	Coastal Carolina (3/2/96)	8-7	3
Eric DeMoura	North Carolina (5/6/97)	5-4	3
Jeff Baker	Winthrop (4/3/02)	6-4	2
Michael Johnson	East Tennessee State (4/23/03)	6-3	3
Brad McCann	Georgia Tech (4/25/03)	9-7	3
Tyler Colvin	Oral Roberts (6/9/06)	11-8	4
Doug Hogan	Georgia Tech (4/27/07)	3-2	1
Jeff Schaus	Coastal Carolina (4/21/09)	5-3	4

Walkoff Hits Under Jack Leggett

Player	Opponent (Date)	Score	Hit	RBI
Gary Burnham	Wake Forest (3/5/94)	5-4	1B	1
Seth Brizek	N.C. State (4/8/94)	10-8	HR	2
Mike Eydberg	Wake Forest (4/10/94)	6-5	1B	1
David Miller	North Carolina (3/31/95)	3-2	1B	1
Doug Livingston	Coastal Carolina (3/2/96)	8-7	HR	3
Eric DeMoura	North Carolina (5/6/97)	5-4	HR	3
Kurt Bultmann	N.C. State (4/17/98)	11-10	1B	1
Brian Ellis	South Carolina (4/21/99)	5-4	1B	2
Patrick Boyd	Virginia (5/1/99)	5-4	1B	1
Kurt Bultmann	N.C. State (5/19/99)	7-6	1B	1
Brian Ellis	Wake Forest (4/15/00)	6-5	2B	1
Casey Stone	Florida State (5/7/00)	5-4	1B	1
Khalil Greene	Coastal Carolina (4/11/01)	8-7	1B	1
Steve Pyzik	North Carolina (4/28/01)	10-9	1B	1
Zane Green	Virginia (5/13/01)	5-4	1B	1
Khalil Greene	South Carolina (3/3/02)	11-10	2B	1
Jeff Baker	Winthrop (4/3/02)	6-4	HR	2
Jeff Baker	Nebraska (6/14/02)	11-10	2B	1
Russell Triplett	Winthrop (3/4/03)	5-4	1B	1
Michael Johnson	East Tennessee State (4/23/03)	6-3	HR	3
Brad McCann	Georgia Tech (4/25/03)	9-7	HR	3
Steve Pyzik	Duke (5/4/03)	7-6	1B	1
Garrick Evans	North Carolina (5/11/03)	5-4	2B	1
Russell Triplett	N.C. State (4/23/04)	2-1	1B	1
Zane Green	N.C. State (4/24/04)	4-3	1B	1
Travis Storrer	Charleston Southern (5/5/04)	3-2	1B	1
Russell Triplett	North Carolina (5/26/04)	7-6	1B	1
Andy D'Alessio	Virginia (4/16/05)	3-2	1B	1
Taylor Harbin	Georgia Tech (4/30/05)	6-5	1B	2
Tyler Colvin	Florida State (5/13/06)	4-3	1B	1
Ben Hall	Georgia Tech (5/25/06)	3-2	1B	1
Tyler Colvin	Oral Roberts (6/9/06)	11-8	HR	4
Addison Johnson	Georgia (4/4/07)	11-10	2B	1
Doug Hogan	Georgia Tech (4/27/07)	3-2	HR	1
Alex Lee	Miami (FL) (5/23/07)	5-4	1B	1
Brad Chalk	Saint John's (6/1/07)	3-2	1B	1
Wilson Boyd	Charlotte (2/22/09)	6-5	1B	1
Jeff Schaus	Coastal Carolina (4/21/09)	5-3	HR	4
Wilson Boyd	North Carolina (5/23/09)	4-3	1B	1
Jeff Schaus	Tennessee Tech (5/29/09)	5-4	2B	2

Note: Walkoff home runs in bold.

2010 Clemson Baseball Notes

All-Time Tiger Grand Slams

Date	Player	Opponent	Inn.
3-29-1946	Tom Castles	Duke	3
4-6-1946	Charlie Mimms	Georgia	5
3-30-1949	Frank Gillespie	Duke	1
4-8-1950	Luke Deanhardt	Rollins	6
4-15-1950	Ken Culberson	Davidson	6
5-1-1950	Ray Mathews	Furman	1
4-21-1951	Sam Morrow	The Citadel	1
4-15-1952	Wyman Morris	Wake Forest	7
4-19-1952	Fred Knoebel	The Citadel	4
4-17-1958	Bud Spiers	Wake Forest	5
3-27-1959	Ty Cline	Virginia	1
3-31-1959	Bob Dempsey	Adelphi	7
4-21-1962	Nicky Lomax	Georgia Tech ⁽²⁾	6
3-23-1964	Buddy Nixon	Yale	3
3-24-1964	Ben Marsella	Yale	6
4-11-1964	Ben Marsella	Georgia	4
3-26-1966	George Sutton	The Citadel	4
3-28-1966	Lawton Cowart	Ohio	3
5-13-1967	Buster Smith	Maryland	4
3-26-1968	Buster Smith	Furman	2
3-25-1969	Craig White	Massachusetts	2
3-29-1969	Craig White	Buffalo ⁽¹⁾	2
4-7-1969	Don Russell	Duke	2
4-11-1969	Don Russell	Virginia ⁽²⁾	4
3-25-1973	Smiley Sanders	Alabama	6
3-19-1974	Smiley Sanders	Florida	7
3-31-1974	Lin Hamilton	Duke	4
4-20-1974	Mike Pulaski	Wake Forest	4
3-25-1975	Brett Terrill	Marshall	5
4-26-1975	Greg Fahrney	Wake Forest	1
4-2-1976	Bill Foley	South Carolina	8
2-26-1977	Dave Caldwell	Columbus ⁽¹⁾	7
2-25-1978	Todd Freeman	Columbus ⁽²⁾	6
4-7-1979	Neil Simons	N.C. State	9
4-9-1979	Tim Teufel	Wake Forest	3
5-11-1979	Tony Masone	East Tennessee State	9
3-15-1980	Tim Teufel	Stetson	6
2-28-1981	Frank Russ	Florida State	2
3-24-1981	Bob Paulling	Ohio State	1
4-6-1981	Frank Russ	Erskine	9
4-8-1981	Coe Brier	Georgia	5
4-22-1982	Craig Roberson	Georgia Tech	9
4-16-1984	John Jay	Augusta	5
4-20-1984	Jay Fulton	Maryland	5
4-24-1984	Mark Biegert	Georgia	7
3-26-1985	Bert Heffernan	Georgia	5
3-12-1986	Steve Williams	Virginia	5
3-27-1986	Bill Spiers	Maryland	1
5-6-1986	Steve Baucom	Augusta	6
4-26-1987	Mike Milchin	North Carolina	7
5-15-1987	Mike Milchin	N.C. State	6
2-20-1988	Mike Milchin	Auburn	1
2-25-1988	Mike Couture	Georgia	1
5-22-1988	Mike Couture	Saint John's	1
5-7-1989	Jim Crowley	N.C. State	8
2-17-1990	Mike Couture	UNC Wilmington	4
3-19-1990	Eric Macrina	Ohio	7
3-3-1991	Jeff Miller	Louisiana-Lafayette	3
3-30-1991	Keith Williams	Columbus ⁽¹⁾	7
4-2-1991	Joe DeBerry	Furman	4
4-5-1991	Eric Macrina	North Carolina	6
5-25-1991	Joe DeBerry	Mississippi State	5
4-2-1992	Keith Williams	Winthrop	6
4-21-1992	Keith Williams	South Carolina	7
4-11-1993	Jeff Morris	N.C. State	8
4-13-1993	Joe Taylor	Western Carolina	1
5-16-1993	Keith Williams	Florida State	3
5-19-1993	Jeff Morris	N.C. State	8
5-15-1994	Mike Hampton	Georgia Tech	9
2-28-1996	Paul Galloway	Tennessee	10
4-7-1996	Matthew LeCroy	Wake Forest	6
5-12-1996	Gary Burnham	Georgia Tech	5
5-24-1996	Jerome Robinson	Old Dominion	6

(continued on next page)

Frederick Saved Both Wins in Omaha

Alex Frederick recorded two saves in the 2010 NCAA Tournament, both of which came in the College World Series in wins over #1 Arizona State and #6 Oklahoma. Only three other Tigers have recorded two career saves in NCAA Tournament play. And only one (Dave Woessner) had two saves in a single NCAA Tournament (1977). David Tripp (1988-90) and Jeff Sauve (1992-95) also had two career saves in the NCAA Tournament. Frederick also led all players in the 2010 College World Series with two saves.

Freeman Slugged as a Senior

Senior second-baseman Mike Freeman (Orlando, FL) entered the 2010 season with just five home runs in his first three seasons at the collegiate level. But in 2010, he provided power from the #2 spot in the batting order. He had eight home runs along with a team-high 24 doubles and one triple. His batting average rose to .331 on the season. The Second-Team All-ACC selection was also second on the team with 33 extra-base hits and had 57 RBIs along with 11 stolen bases.

One thing that did not show up in the stat column was the number of highlight-reel plays he made on defense at second base in 2010. Freeman, who was one of Clemson's best defensive second-basemen in history, had a solid .975 fielding percentage and was a big reason the Tigers turned an ACC-high 81 double plays in 70 games in 2010. Freeman was involved in 63 of the 81 double plays.

Freeman had an 18-game hitting streak from April to May. During his 18-game hitting streak, he was 32-for-81 (.395) with four homers, nine doubles, 21 RBIs, 26 runs, and three steals. The 18-game hitting streak was also his longest in his three seasons at Clemson. Freeman, who also had a 15-game hitting streak late in the season, hit safely in 34 of his last 38 games as well.

Freeman was a member of the Auburn Regional All-Tournament team after going 6-for-17 (.353) with a homer, two doubles, four RBIs, seven runs, two walks, and a hit-by-pitch along with no errors in 17 chances in the field in four games. Then in three games of the Clemson Super Regional, he was 8-for-17 (.471) with two doubles, two RBIs, and four runs.

In three years at Clemson, Freeman had a .330 batting average, 253 hits, 48 doubles, six triples, 13 homers, 120 RBIs, 174 runs, a .404 on-base percentage, and 25 stolen bases along with a .972 fielding percentage.

Harman Earned National Player-of-the-Week Honor

Junior lefthander Casey Harman (South Burlington, VT) was named one of four national players-of-the-week by **Collegiate Baseball** on March 22. He earned the honor thanks to his stellar outing in Clemson's 3-0 win over Virginia Tech on March 19. In 7.1 innings pitched, he allowed just one hit and took a no-hitter into the sixth inning against a team that entered the game hitting .354 and averaging over nine runs per game. Harman also allowed no runs and three walks with four strikeouts to earn the victory, while he did not allow a baserunner past second base.

On the season, Harman was 8-4 with a 3.79 ERA and .249 opponents' batting average in a team-high 121.0 innings pitched over 19 starts as Clemson's Friday starter. He allowed just 51 earned runs and 34 walks with 105 strikeouts. Harman pitched at least 5.0 innings in each of his first 12 starts in 2010 and 20 straight starts from 2009 to 2010. That streak ended at Wake Forest on May

14. He also pitched at least 5.0 innings in 18 of his 19 starts in 2010.

Against North Carolina on April 23, his streak of 17 straight starts (dating to 2009) without a defeat was snapped. He had a 9-0 record over those 17 starts. It was a remarkable feat considering most of those starts were in series-openers against the opponents' top pitcher.

In his three-year career, he is 16-12 with a 3.86 ERA in 251.2 innings pitched over 68 appearances (34 starts). His 3.97 career strikeout-to-walk ratio is second-best in Clemson history, while his 2.15 career walks-per-nine-innings-pitched mark is fifth-best in Tiger history.

Clemson Career Strikeout-to-Walk Ratio Leaders

Rk	Player	Year(s)	K/BB
1.	Kris Benson	1994-96	4.51
2.	Casey Harman	2008-10	3.97
3.	Josh Cribb	2003-06	3.62
4.	Billy O'Dell	1952-54	3.61
5.	Stephen Faris	2004-06	3.38
6.	Andy Taulbee	1992-94	3.22
7.	Phillip Lowery	1986-88	3.19
8.	Ken Vining	1994-96	3.19
9.	Jason Dawsey	1993-95	3.17

Note: Min. 100 innings pitched.

Clemson Career Walks Per Nine Innings Pitched Leaders

Rk	Player	Year(s)	BB/9 IP
1.	Phillip Lowery	1986-88	1.71
2.	Stephen Faris	2004-06	2.08
3.	Scott Berney	2000	2.12
4.	Jimmy Roller	1959-61	2.13
5.	Casey Harman	2008-10	2.15
6.	Justin Sarratt	2007-10	2.16
7.	Kris Benson	1994-96	2.22
8.	Josh Cribb	2003-06	2.26
9.	Andy Taulbee	1992-94	2.35
10.	George Stone	1984,85	2.42

Note: Min. 100 innings pitched.

Harman Tossed Complete Game in Auburn Regional

Casey Harman pitched his first career complete game in Clemson's 5-2 win over #14 Auburn in the Auburn Regional on June 5. In fact, in his previous 64 appearances (30 starts), he had never pitched more than 7.2 innings. But against the SEC Tigers in front of a hostile crowd, the junior lefthander pitched a gem to earn one of two spots on the Auburn Regional All-Tournament team.

In 9.0 innings pitched, Harman allowed just five hits, two runs, and one walk with eight strikeouts while keeping the potent Auburn offense off-balance during the entire game. Auburn entered the regional first in the nation in homers, second in slugging percentage, seventh in batting average, and ninth in runs per game. He also limited Auburn to 0-for-11 with runners on base and 0-for-9 with two outs.

Perhaps the most impressive aspect of his outing was the fact that Harman allowed just three Auburn baserunners to advance past first base, including one on a controversial hit-by-pitch that enabled the runner on first base to advance to second base. It was also the only complete game by a Tiger pitcher in 2010.

Haselden's New Year

Sophomore righthander David Haselden (Spartanburg, SC) made just seven appearances as a freshman in 2009. But in 2010, he became one of Head Coach Jack Leggett's go-to pitchers out of the bullpen. In 41.0 innings pitched over 22 appearances (one start), the 6'3", 225-pounder was 4-4 with two saves, a 4.61 ERA, and 13 walks with 29 strikeouts.

2010 Clemson Baseball Notes

In his best outing of the season, Haselden entered a tie game against #15 South Carolina on March 5 and pitched the final 4.0 innings. He allowed no hits, no runs, and no walks with three strikeouts to earn the win in the Tigers' thrilling 4-3 victory.

In 58.2 innings pitched over 29 career appearances (three starts), he is 5-4 with two saves, a 4.60 ERA, and has allowed just 14 walks against 45 strikeouts, good for a 3.21-to-1 strikeout-to-walk ratio.

Hinson Emerged After Injury

Sophomore infielder John Hinson (Asheville, NC) missed all of 2009 with a back injury after he was slated to compete for the starting job at third base. But Hinson emerged in 2010 and put up strong numbers.

In 67 games (57 starts), he hit .351 with 17 homers, nine doubles, one triple, 75 RBIs, and a team-high 25 steals. He also had a 14-game hitting streak in 2010.

Hinson was a big reason the Tigers swept the three-game series against N.C. State on March 13, 14. In the final two games of the series, he came off the bench in both games and tallied two hits in each contest. In game-two with the Tigers trailing 6-5, he started Clemson's seven-run eighth inning with a leadoff double, then capped the scoring with a three-run double later in the frame, as the Tigers were victorious 12-6. In the series-finale a day later, he went 2-for-2. With Clemson behind 6-5, he hit a one-out single in the eighth inning and eventually scored the tying run, as the Tigers scored two runs in the frame and won 7-6.

The following game, he came off the bench again and gave Clemson the lead in the eighth inning at Charlotte on March 16. With the Tigers trailing 8-7, he hit a dramatic two-out, three-run homer to give Clemson a 10-8 lead.

Hinson also had a standout two-game series against Georgia in April, as he was 5-for-8 with two homers, eight RBIs, five runs, a walk, and two steals to lead Clemson to two wins. Then later that weekend, he went 8-for-16 with three doubles and four RBIs in the three-game series at Duke.

Hinson Belted Three Homers in One Game

John Hinson had a career day in Clemson's 22-4 victory over USC Upstate at Doug Kingsmore Stadium on April 21. He entered the game mired in an 0-for-14 slump, but he broke out of it in a big way. The sophomore third-baseman went 5-for-6 with three home runs and seven RBIs. He hit a solo homer in the second inning, a three-run homer in the third inning, and another three-run home run in the sixth inning.

Hinson became the 13th player in school history to hit three home runs in one game. The last Tiger to do it was his teammate Kyle Parker, who hit three long balls in the second game of a doubleheader at Wake Forest on March 9, 2008.

Hinson Earned Auburn Regional MVP Honors

John Hinson was named Auburn Regional MVP after leading the Tigers to the regional championship at Plainsman Park from June 4-7. In four games, he was 9-for-16 (.563) with three homers, one double, five RBIs, five runs, a 1.188 slugging percentage, one walk, one hit-by-pitch, and a .611 on-base percentage. But perhaps his biggest contribution was his defense, as he made several dazzling stops at third base and did not commit an error in nine chances. In the regional-finale at #14 Auburn on June 7, Hinson went 2-for-3 with a

homer, double, three runs, a walk, and hit-by-pitch to lead Clemson to a 13-7 win.

Hinson Had an NCAA Tourney to Remember

John Hinson was 21-for-44 (.477) with five homers, one double, one triple, 13 RBIs, 13 runs, an .886 slugging percentage, four walks, a hit-by-pitch, a .531 on-base percentage, and three steals in 11 NCAA Tournament games. His 21 hits set a school record for a single NCAA Tournament.

After earning MVP honors of the Auburn Regional, Hinson was 5-for-12 (.417) with two homers, five RBIs, five runs, two walks, and a steal in the three games of the Clemson Super Regional. Then in the College World Series, he was 7-for-16 (.438) with a triple, three RBIs, three runs, one walk, and two steals in four games and was named to the All-College World Series team.

Kieboom Caught On Late in the Season

Freshman catcher Spencer Kieboom (Marietta, GA) was Clemson's third-string catcher for the first 48 games of the season. But against Presbyterian on May 18, he was given the opportunity to prove himself as a starter behind the plate. Although he went 0-for-4, Kieboom showed the Tiger coaches that he could handle the receiving aspects of the position. Then after playing in just two of the next nine games, both off the bench, he was penciled into the starting lineup against #6 Georgia Tech on May 29. Against the Yellow Jackets, he went 3-for-4 with two runs to lead Clemson to a 9-3 victory. Kieboom was Clemson's starting catcher the rest of the season.

In 30 games (13 starts) in 2010, he was 15-for-57 (.263) with five doubles, 10 RBIs, and 10 runs. Twelve of his 13 starts came in the last 12 games and he started all 11 of Clemson's NCAA Tournament games.

Lamb Showed His Versatility

Sophomore utility player and lefthander Will Lamb (Seaford, VA) entered the 2010 season rated as the #92 player in the nation by TheCollegeBaseballBlog.com. The 6'5" Tiger showed why he was worthy of that high praise in Clemson's season-opener against Miami (OH) on February 19.

In his first career game at first base, he went 4-for-4 with his first career homer, a double, three runs, and three RBIs. He played 21 games in the outfield as a freshman in 2009, but that was his first career appearance and start at first base.

On the season, Lamb hit .289 with four homers, two triples, six doubles, 36 RBIs, 42 runs, and was 14-14 on stolen bases in 52 games (42 starts) in the field. Lamb also had an 11-game hitting streak in May.

Lamb, who was one of the team's fastest baserunners, was also one of the team's top lefthanded pitchers and was a weekend starter on the mound during the first half of the year. In 10 starts and eight relief appearances in 2010, he pitched 52.0 innings. He had a 4-4 record, two saves, and a 5.02 ERA.

Pitching against the nation's top-ranked team (Virginia) and in his home state in the first game of a doubleheader on March 27, he earned the victory in Clemson's 8-5 win. In 7.0 innings pitched, he allowed just five hits (all singles), one earned run, and two walks with two strikeouts. In the three-game series, he also was 3-for-5 with two RBIs.

Then in the ACC Tournament, he made his first start in over a month against #6 Georgia Tech on May

All-Time Tiger Grand Slams (cont'd)

3-9-1997	Matt Padgett	Coastal Carolina	2
4-9-1997	Gary Burnham	South Carolina	1
4-25-1997	Jason Emblar	Georgia Tech	3
5-10-1997	Gary Burnham	California	4
3-6-1998	Kurt Bultmann	Stetson	5
5-14-1998	Bradley LeCroy	Georgia Tech	9
2-25-1999	Kurt Bultmann	Washington	6
3-13-1999	Derek Borgert	George Mason ⁽²⁾	2
4-24-1999	Brian Ellis	Georgia Tech	8
5-14-1999	Patrick Boyd	N.C. State	2
2-20-2000	Michael Johnson	Old Dominion	1
2-17-2001	Jeff Baker	Richmond	2
3-11-2001	Jeff Baker	Ohio	8
3-9-2002	Michael Johnson	Purdue	5
3-13-2002	Khalil Greene	Georgia Southern	2
4-14-2002	Jeff Baker	North Carolina	4
5-8-2003	Kyle Frank	Furman	5
3-3-2004	Russell Triplett	Gardner-Webb	5
3-31-2004	Lou Santangelo	Georgia	4
4-4-2004	Brad McCann	Maryland	7
5-12-2004	Brad McCann	College of Charleston	2
5-20-2004	Herman Demmink	Duke	6
6-6-2004	Lou Santangelo	Georgia ⁽¹⁾	7
3-6-2005	Andy D'Alessio	Auburn	7
4-27-2005	Andy D'Alessio	Wofford	7
5-10-2005	Kris Harvey	Virginia Tech	8
3-24-2006	Andy D'Alessio	N.C. State	1
4-9-2006	Andy D'Alessio	Maryland	3
6-9-2006	Tyler Colvin	Oral Roberts	9
4-24-2007	Doug Hogan	Elon	2
5-6-2007	Marquez Smith	Boston College ⁽²⁾	7
3-11-2008	Mike Freeman	UNC Greensboro	6
3-20-2008	Doug Hogan	Furman	4
5-24-2008	Ben Paulsen	Georgia Tech	7
4-15-2009	Kyle Parker	Western Carolina	1
4-21-2009	Jeff Schaus	Coastal Carolina	9
3-7-2010	Chris Epps	South Carolina	2
3-7-2010	Phil Pohl	South Carolina	9
3-13-2010	Brad Miller	N.C. State ⁽¹⁾	3
3-17-2010	Jeff Schaus	Georgia Southern	6
4-6-2010	John Hinson	Georgia	8
4-21-2010	Kyle Parker	USC Upstate	2
5-4-2010	Mike Freeman	Florida Gulf Coast	2
5-11-2010	Wilson Boyd	Furman	5
6-13-2010	Brad Miller	Alabama	6

Note: Home games in **bold**.

2010 Clemson Baseball Notes

29 and shined. He allowed just six hits, two runs, and two walks with four strikeouts in 6.1 innings pitched to earn the win against one of the nation's best offensive squads. Lamb also retired the only batter he faced to record the save in Clemson's 8-6 win over #16 Alabama in the Clemson Super Regional on June 14 that sent the Tigers to the College World Series.

Leone Provided Innings as Freshman

Freshman righthander Dominic Leone (Norwich, CT) settled in as one of Clemson's most reliable pitchers in 2010. He made 12 relief appearances and 10 starts for a total of 58.1 innings pitched. Leone was 3-2 with a 4.78 ERA in the 2010 season. He also allowed just 22 walks with 40 strikeouts.

In his first career ACC start (against North Carolina on April 25), Leone was stellar. He allowed the Tar Heels' first three batters of the game to score, but he did not allow another run for the remainder of his outing. In 8.0 innings pitched, he yielded just seven hits, three runs, and one walk with three strikeouts. After giving up a leadoff single in the third inning, he allowed just one hit and no runs in his final 6.0 innings pitched.

Leone was called upon to make a start in the decisive game-three of the Clemson Super Regional against #16 Alabama on June 14. In 5.2 innings pitched, he allowed just three hits, one unearned run, and one walk with three strikeouts to earn the win in Clemson's 8-6 victory that sent the Tigers to the College World Series.

Miller Felt It at the Plate

Sophomore shortstop Brad Miller (Windermere, FL) was outstanding at getting on base in 2010. His batting average rose to a team-high .357 with eight homers, four triples, 19 doubles, 49 RBIs, 71 runs, and nine steals in 69 games. He also had an outstanding .458 on-base percentage thanks to 50 walks and two hit-by-pitches.

In his last 26 games, Miller was 44-for-105 (.419) with five homers, six doubles, two triples, 27 RBIs, 29 runs, a .657 slugging percentage, 13 walks, and a .479 on-base percentage. He also hit safely in 30 of his last 32 games and had a 20-game hitting streak that was snapped in the last game of the season.

Miller shined against Boston College from April 2-4 in his best series of the season. In three games, he went 7-for-13 (.538) with a homer, triple, double, three RBIs, six runs, and two walks against no strikeouts. Then at Wake Forest from May 14-16, he was 5-for-10 with two homers, four runs, and three walks. He also had a 10-game hitting streak from late April to early May.

But perhaps his best series came against his home state team. In the three-game sweep of #7 Florida State at Doug Kingsmore Stadium from May 20-22, he moved from shortstop to the DH spot and put up big numbers. He was 7-for-13 (.538) with a homer, double, five RBIs, six runs, two walks, and one stolen base. He was also 6-for-12 with a homer, triple, double, four RBIs, six runs, and two walks in three ACC Tournament games.

Miller reached base via a hit or walk in each of the first 33 games of the 2010 season. He also reached base via a hit or walk in 66 of his 69 games.

Miller Among Best in ACC Regular-Season Games

Brad Miller was one of the ACC's best hitters in league games. In 30 ACC regular-season games in 2010, he hit a team-best .402 with five homers, two triples, six doubles, 21 RBIs, 31 runs, a .647 slugging percentage, a team-high 30 walks, a team-best .533 on-base percent-

age, and five steals. In ACC regular-season games, Miller was tied for first in the league in walks, second in batting average, and second in on-base percentage.

Parker Moved Up the Tiger Home Run Charts

Junior outfielder and first-baseman Kyle Parker (Jacksonville, FL) hit 20 home runs in 67 games in 2010. He hit .344 with 85 hits, 20 homers, one triple, 15 doubles, 64 RBIs, 85 runs, and four stolen bases along with a .656 slugging percentage and .478 on-base percentage. Of his 64 RBIs, 37 were two-out RBIs.

In May, Parker was one of 60 players named to the Golden Spikes Award Watch List. The award goes to the national player-of-the-year. He was also named First-Team All-ACC in 2010, the second time he received that accolade. Parker was also named First-Team All-ACC as a freshman in 2008.

The 20 homers in 2010 gives him 46 career long balls, eighth-most in Clemson history. His 20 homers in 2010 were also 10th-most in a season in Tiger history. In 2009, Parker set the Clemson record for fewest games required to reach 25 career home runs, as he accomplished that feat in only 103 games. He has totaled his 46 career home runs in 187 career games.

Parker, who completed his red-shirt freshman campaign on the gridiron in 2009, led the Tigers to a 9-5 record, an appearance in the ACC Championship game, and a win over Kentucky in the Music City Bowl. The signal-caller threw for 2,526 yards on 205-369 passing and added 20 touchdowns in starting all 14 games. He was also a second-team freshman All-American by CollegeFootballNews.com.

Clemson Career Home Run Leaders

Rk	Player	Year(s)	HR
1.	Jeff Baker	2000-02	59
	Andy D'Alessio	2004-07	59
3.	Michael Johnson	2000-03	58
4.	Matthew LeCroy	1995-97	53
5.	Jim McCollom	1982-85	52
	Khalil Greene	1999-02	52
7.	Eric Macrina	1988-91	51
8.	Kyle Parker	2008-10	46
9.	Jim Crowley	1988-91	43
	Kurt Bultmann	1996-99	43

Clemson Single-Season Home Run Leaders

Rk	Player	Year	G	HR
1.	Khalil Greene	2002	71	27
2.	Jeff Baker	2002	68	25
	Michael Johnson	2002	71	25
	Kris Harvey	2005	65	25
5.	Eric Macrina	1991	69	24
	Matthew LeCroy	1997	64	24
7.	Jeff Baker	2001	60	23
	Andy D'Alessio	2006	69	23
9.	Jim McCollom	1985	64	21
10.	Kyle Parker	2010	67	20

Parker First to Join the "20-20" Club

In the winter of 2010, Kyle Parker privately told Head Football Coach Dabo Swinney that his goal for the 2009-10 academic year was a "20-20."

He had already thrown 20 touchdown passes on the football team, helping the Tigers to a top-25 final ranking and the ACC Atlantic Division title. He wanted to match that with 20 homers on the diamond, and thereby help Clemson to an ACC baseball title. After helping Clemson win the ACC Atlantic Division title on the diamond in late May thanks to a three-game sweep of #7 Florida State, he reached the 20-homer mark against #14 Auburn in the Auburn Regional

Championship game on June 7 when he hit a three-run homer in the first inning.

Research that included contacting every Division I school that plays college football revealed that no student-athlete had ever achieved even a "20-15" in the same academic year, or any other year for that matter. On April 21, Parker hit a grand slam in the second inning of Clemson's 22-4 victory over USC Upstate. It was his 15th long ball of the year.

Only two other Division I football-baseball athletes in history have recorded a "20-10" (passing touchdowns and home runs). Rodney Peete of Southern California had 21 passing touchdowns in the fall of 1987, then hit 12 home runs for the Trojan baseball team in the spring of 1988. Josh Fields of Oklahoma State had 21 passing touchdowns in the fall of 2003, then hit 10 home runs in the spring of 2004.

John Elway never achieved a "20-10" at Stanford, but he came close. He hit nine home runs in the spring of 1982, then threw 24 passing touchdowns in the fall of 1982.

Parker Reached 10 Home Runs in Only 20 Games

Kyle Parker hit his 10th home run of the season on March 23, 2010 when he went deep against Elon at Doug Kingsmore Stadium. That was just his 20th game of the season. It was the third-fewest games required to hit 10 home runs in a season by a Tiger in history. Parker already had the record for the fewest games required to hit 25 career home runs when he did so in the first 103 games of his career.

The record for fewest games to reach 10 home runs in a season is held by George Sutton and Michael Johnson. Sutton hit 10 homers in the first 18 games of 1966. His 10th homer came against Wake Forest on April 23, 1966. Johnson hit his 10th long ball in his 18th game against Maine on March 22, 2002.

The fourth-fewest games required to hit 10 homers is held by Doug Kingsmore, whose name adorns Clemson's baseball stadium. Kingsmore was the first Tiger to hit 10 home runs in a season, a feat he accomplished in 1954. The Tigers played just 24 games that season and Kingsmore hit his 10 home runs in the first 21 games that year.

It is interesting to note that Kingsmore hit just one home run in his first 10 games, then hit nine in the next 11 games, including two-homer games against South Carolina (April 13), North Carolina (May 1), and Furman (May 12). Kingsmore helped the Tigers win the ACC title that year, Clemson's first ACC Championship in any sport.

Fewest Games to 10 Homers in a Season By a Tiger

Rk	Player	Date of HR #10	Opponent	G
1.	George Sutton	4-23-66	Wake Forest	18
	Michael Johnson	3-22-02	Maine	18
3.	Kyle Parker	3-23-10	Elon	20
4.	Doug Kingsmore	5-12-54	Furman	21
5.	Jim McCollom	3-23-85	Wake Forest	24
6.	Khalil Greene	4-2-02	East Tennessee State	25
7.	Matthew LeCroy	3-25-97	Western Carolina	26
	Jeff Baker	4-3-02	Winthrop	26
9.	Patrick Boyd	4-10-99	Florida State	27
10.	Eric Macrina	4-14-90	N.C. State	28

Parker Named ACC Player-of-the-Week Twice in 2010

Kyle Parker led Clemson to a 4-1 record in five games from March 16-20 to earn ACC Player-of-the-Week honors. He was 8-for-17 (.471) with three homers, one double, five RBIs, 10 runs, a 1.059 slugging percentage,

2010 Clemson Baseball Notes

five walks, and a .591 on-base percentage. He was also a big reason the Tigers swept Virginia Tech in a three-game series on March 19, 20.

Parker then led the Tigers to a 4-0 record in four games from May 4-9 to earn ACC Player-of-the-Week honors again. He was 10-for-16 (.625) with five doubles, one homer, seven RBIs, seven runs, five walks, one hit-by-pitch, a 1.125 slugging percentage, and a .727 on-base percentage. He was crucial in the Tigers' three-game sweep at Maryland from May 7-9.

His two league accolades in 2010 were the third and fourth time he earned ACC Player-of-the-Week honors in his career, as he was lauded once in 2008, once in 2009, and twice in 2010. He joined Khalil Greene (1999-02) as the only two Tigers in history to earn an ACC Player or Pitcher-of-the-Week honor in three different seasons. Greene, the 2002 National Player-of-the-Year, was named ACC Player-of-the-Week once in 2000, once in 2001, and three times in 2002.

Parker is third in Clemson history in career ACC Player-of-the-Week honors with four. Righthander Kris Benson (1994-96) has the most with six, while Greene had five.

Parker Picked in the First Round of the MLB Draft

Kyle Parker was selected in the first round of the Major League draft on June 7, the same day Clemson defeated #14 Auburn 13-7 to capture the Auburn Regional title. In fact, he was taken at the end of the seventh inning of that game.

Parker was drafted by the Colorado Rockies with the #26 overall pick. He became Clemson's first first-round draft pick since Daniel Moskos was taken with the #4 overall pick in 2007. He was also the 14th first-round draft pick in Tiger history.

Clemson's First-Round Draft Picks

Year	Player	Pos.	Team
1968	John Curtis	LHP	Red Sox
1975	Denny Walling	OF	Athletics
1979	Mike Sullivan	RHP	Reds
1987	Bill Spiers	SS	Brewers
1995	David Miller	1B	Indians
1996	Kris Benson	RHP	Pirates
	Billy Koch	RHP	Blue Jays
1997	Matthew LeCroy	C	Twins
1999	Mike Paradis	RHP	Orioles
2002	Khalil Greene	SS	Padres
2004	Tyler Lumsden	LHP	White Sox
2006	Tyler Colvin	OF	Cubs
2007	Daniel Moskos	LHP	Pirates
2010	Kyle Parker	OF/1B	Rockies

Note: Major League players in bold.

Parker a First-Team All-American

Kyle Parker was named a first-team All-American by **Ping!Baseball**, becoming Clemson's first All-American on the diamond since 2006. He also earned second-team All-America honors from **Baseball America** and NCBWA and third-team All-America accolades from ABCA. Parker, who was a freshman All-American on the gridiron earlier in the 2009-10 academic year when he led the Tigers to a 9-5 record and an ACC Atlantic Division title, hit .344 with 20 homers, 15 doubles, one triple, 64 RBIs, 85 runs, a .656 slugging percentage, 56 walks, nine hit-by-pitches, a .478 on-base percentage, and four steals in 67 games in 2010. He has also totaled 46 career home runs, eighth-most in school history.

At #14 Auburn in the Auburn Regional Champion-

ship game on June 7, he clobbered his 20th home run of the season to become the first Division I athlete in history to accumulate 20 passing touchdowns and 20 home runs in the same academic year. That same day, he was drafted in the first round (#26 overall pick) of the Major League draft by the Colorado Rockies.

Schaus Led the ACC in RBIs

Junior outfielder Jeff Schaus (Naples, FL) was Clemson's lone All-ACC player in 2009. In 2010, he was named a Second-Team All-ACC outfielder thanks to hitting .328 with 15 homers, 14 doubles, two triples, 85 RBIs, 67 runs, and eight stolen bases in 66 games. Schaus, who led the ACC in RBIs, was the only Tiger to play and start all 70 games in 2010. In fact, Schaus has never missed a game, as he has played in all 195 games from 2008-10 and has missed just two starts (one in 2008 and one in 2009). His 87 RBIs also tied for second-most in a season in Tiger history and were fourth-most in the nation in 2010.

Against Wright State on February 28, he had one of his best career games, as he was 3-for-3 with a homer, five RBIs, and two runs in Clemson's 12-6 victory. Then against Georgia Southern on March 17, he went 3-for-5 with a grand slam, six RBIs, and three runs in the Tigers' 22-6 win.

In his three-year career, Schaus is hitting .319 with 41 doubles, four triples, 31 homers, 168 RBIs, 170 runs, a .411 on-base percentage thanks to more walks (107) than strikeouts (83), and 22 stolen bases. He is also a career .334 hitter in ACC regular-season games.

Schaus earned a spot on the Auburn Regional All-Tournament team after going 6-for-18 (.333) with a double, five RBIs, three runs, and a steal in four games. Then in the Clemson Super Regional, he was 9-for-15 (.600) with two doubles and five RBIs. In 11 NCAA Tournament games in 2010, Schaus was 17-for-46 (.370) with three doubles and 12 RBIs.

Clemson Single-Season RBI Leaders

Rk	Player	Year	G	RBI
1.	Khalil Greene	2002	71	91
2.	Jeff Schaus	2010	70	87
	Jeff Baker	2002	68	87
4.	Andy D'Alessio	2006	69	85
5.	Eric Macrina	1991	69	84
6.	Gary Burnham	1997	64	82
7.	Michael Johnson	2002	71	81
8.	Jerry Brooks	1988	68	80
9.	Keith Williams	1993	65	79
	Matthew LeCroy	1997	64	79

Shaffer Contributed to Veteran Lineup

Entering the 2010 season, Clemson returned eight starters in the field. The lone loss from 2009 was first-baseman Ben Paulsen, who was a third-round draft pick after the 2009 season. Freshman corner infielder Richie Shaffer (Charlotte, NC) filled that role nicely in 2010.

In 48 games (44 starts), Shaffer hit .323 with seven homers, 11 doubles, 36 RBIs, 45 runs, a .409 on-base percentage, and two steals. He was also errorless in the field in 327 chances. Shaffer missed 17 games from March to April due to a hamstring injury.

In three ACC Tournament games from May 26-29, Shaffer was 5-for-12 (.417) with two doubles, one homer, five RBIs, and five runs. Then in the Clemson Super Regional, he was 4-for-13 with three homers, seven RBIs, and four runs in three games. He hit two homers in Clemson's 8-6 win in game-three against #16 Alabama on June 14.

Stolz Made Instant Impact in Return to Lineup

Sophomore infielder Jason Stolz (Marietta, GA) suffered a back injury in late March and missed 13 games as a result. He had been the starting third-baseman in the early portion of the 2010 season. His injury helped open the door for John Hinson to be the everyday starter at third base. Hinson responded with a .351 batting average, 17 homers, 75 RBIs, and 25 steals in 2010.

But Stolz always kept his head in the game and earned his chance to be re-inserted into the starting lineup, this time at a different position. With the defensive struggles of Brad Miller at shortstop, Stolz was given the chance to make his first career start at shortstop against Presbyterian on May 18. He responded with a 2-for-4 performance along with his first home run of the season and two RBIs. He also went 2-for-4 and made several dazzling defensive plays in each of the three games at the starting shortstop in Clemson's sweep over #7 Florida State from May 20-22.

In his five games as the starting shortstop in 2010, Stolz was 8-for-20 (.400) with a homer, five RBIs, three runs, and a steal. His recent surge raised his batting average to .222 on the season.

Weismann Solidified Weekend Rotation

Sophomore righthander Scott Weismann (Boxborough, MA) was one of Clemson's weekend starters all season. In 97.1 innings pitched over 19 appearances (18 starts), Weismann was 9-2 with a 4.90 ERA and .268 opponents' batting average. He allowed 102 hits (.268 opponents' batting average) and 34 walks against 73 strikeouts. Clemson was also 15-3 in his 18 starts in 2010.

Against Southern Mississippi in the Auburn Regional on June 4, he pitched his best game of the season. In 7.0 innings pitched, he allowed just four hits, one run, and one walk with six strikeouts to earn the win in Clemson's 10-1 victory. He also earned one of two spots on the Auburn Regional All-Tournament team thanks to his performance against the Golden Eagles. Then against #16 Alabama in the Clemson Super Regional on June 13, he pitched 6.0 solid innings without allowing a walk to earn the victory. Weismann also earned a win in his only start in the College World Series.

In his two-year career, Weismann is 12-3 with a 3.90 ERA and .253 opponents' batting average in 134.0 innings pitched over 36 appearances (21 starts). He has also been superb during NCAA Tournament play. In five career appearances (four starts) in the NCAA Tournament, he is 4-0 and has allowed just 20 hits (.206 opponents' batting average), five earned runs (1.71 ERA), and eight walks with 12 strikeouts in 26.1 innings pitched. His 1.71 career ERA in the NCAA Tournament is also best in Clemson history (minimum of 15.0 innings pitched).

Epps, Freeman, Sarratt Named Captains

Three Tigers were voted team captains, as voted on by the players, prior to the 2010 season. Junior outfielder Chris Epps, senior second-baseman Mike Freeman, and senior righthander Justin Sarratt were all named captains. Freeman was a captain in 2009 as well.

Preseason Individual Honors

Several Tigers received accolades in the preseason. Lefthander Casey Harman was a first-team All-ACC pick by SEBaseball.com, while second-baseman Mike

2010 Clemson Baseball Notes

Freeman and outfielder Jeff Schaus were second-team All-ACC selections.

Outfielder Kyle Parker was listed as the #73 player in the nation by **Baseball America** and #76 player in the nation by TheCollegeBaseballBlog.com, while utility player Will Lamb was the #92 player in the nation by TheCollegeBaseballBlog.com. Shortstop Brad Miller (#28), Lamb (#48), and righthander Kevin Brady (#95) were all listed among the top prospects for the 2011 draft by **Perfect Game**, while corner infielder Richie Shaffer was listed as the #35 prospect for the 2012 draft. Miller was also invited to the USA National Team trials for the summer of 2010.

Shaffer was listed as the #30 freshman in the nation by **Baseball America**, while Miller was listed as the #29 sophomore in the nation.

Future ACC Tournament Sites

The 2011 ACC Tournament will be played at Durham (NC) Bulls Athletic Park, where it was played in 2009, while the 2012 tourney will return to NewBridge Bank Park in Greensboro, NC, where it was played for the first time in 2010. The 2013 ACC Tournament will also be played in Durham. Locations for the tournament after the 2013 season have yet to be determined.

Six Former Tigers on Major League Rosters

Six former Clemson baseball players were on Major League rosters in 2010. The list included National Player-of-the-Year Kris Benson, former All-American Jeff Baker, pitchers Jason Berken, Steven Jackson, and Tony Sipp, and outfielder Tyler Colvin.

Benson was in his first year with the Arizona Diamondbacks after playing previously with the Pittsburgh Pirates, New York Mets, Baltimore Orioles, and Texas Rangers. He is a veteran of nine Major League seasons. Benson won the National Player-of-the-Year award in 1996 when he led Clemson to the College World Series. He finished his Tiger career with 29 wins and 356 strikeouts, as both are in the top five in Clemson history.

Baker was in his sixth season in the Majors and second year with the Chicago Cubs. Baker, who is tied for the all-time Tiger record with 59 career homers, played for the Rockies in the 2007 World Series.

Berken, who played at Clemson in 2003, 2004, and 2006, had an 18-6 record and 3.04 ERA in 47 appearances (36 starts). He made his Major League debut with the Baltimore Orioles in 2009 and was in his second Major League season.

Jackson made his 2010 season debut with the Pirates in May after playing his first Major League season in 2009.

Sipp was called up to the Cleveland Indians in 2009 and was in his second year in the Majors. Sipp batted .280 and had a 2-2 pitching record for the Tigers in 2004.

Colvin saw limited action with the Chicago Cubs in the latter stages of the 2009 season and was in his second season in the Majors.

Former Tigers in the Major Leagues in 2010

Player	Pos.	CU Years	Team	MLB Years
Jeff Baker	INF	2000-02	Rockies	2005-10
Kris Benson	RHP	1994-96	Rangers	1999,00,02-06,09,10
Jason Berken	RHP	2003,04,06	Orioles	2009,10
Tyler Colvin	OF	2004-06	Cubs	2009,10
Steven Jackson	RHP	2001-04	Pirates	2009,10
Tony Sipp	LHP	2004	Indians	2009,10

Tigers Went 3-0 on Opening Weekend

Clemson, ranked as high as #15 in the nation, went 3-0 against three different opponents from February 19-21. The Tigers outscored Miami (OH), Michigan State, and Furman by a combined score of 29-7 and hit .324. Clemson also totaled nine doubles, five homers, and six stolen bases. Mike Freeman and Kyle Parker both totaled five hits, one homer, and five RBIs. Freshman Jonathan Meyer retired all nine batters he faced over two relief appearances, a big reason Clemson had a 2.00 ERA, .179 opponents' batting average, and 20 strikeouts against only four walks in the three games.

In the first game against Miami (OH) at Doug Kingsmore Stadium on February 19, Will Lamb went 4-for-4 with a homer, three runs, and three RBIs (all career-highs) to lead Clemson to an 11-0 win. The Tigers scored four runs in both the seventh and eighth innings to blow the game open. Lamb, who made his first career start at first base, also hit a double and led Clemson's 13-hit attack. Parker blasted a three-run homer, while Jeff Schaus added three RBIs. Casey Harman, the first of four Tiger pitchers, earned the win by pitching 5.0 innings of one-hit ball. The four Tiger hurlers combined to limit the RedHawks to only two hits and faced just three batters over the minimum.

In the second game against Michigan State at Fluor Field in Greenville, SC on February 20, John Hinson, Wilson Boyd, and Freeman all hit home runs in Clemson's 10-2 win. Hinson's three-run homer in the second inning gave the Tigers a 4-0 lead, then Boyd blasted a two-run homer in the sixth and Freeman hit a three-run homer in the seventh to put the game out of reach. Boyd had a game-high three hits for the Tigers, who outhit the Spartans 10-8. Starter Scott Weismann earned the win in 4.2 innings pitched, while Lamb, Meyer, and Scott Firth combined to pitch 4.1 scoreless innings in relief to close out the game.

In the third game against Furman at Doug Kingsmore Stadium on February 21, Clemson took a 7-2 lead after four innings and held on for an 8-5 win. Freeman went 2-for-3 with two doubles, three runs, one RBI, two walks, and two stolen bases to lead Clemson's 10-hit attack. Jason Stolz went 2-for-4 with a double and two RBIs, while Schaus added two hits and two RBIs. Kevin Brady earned his first career win in a starting role, while Meyer pitched 2.0 perfect innings to record his first career save. The Tigers were aided by six Paladin errors.

Clemson Swept Wright State

Clemson, ranked as high as #15 in the nation, swept Wright State by a combined score of 24-15 in a three-game series at Doug Kingsmore Stadium from February 26-28. Clemson outhit the Raiders .281 to .262 and totaled eight doubles, three homers, 13 walks, and four stolen bases. Jeff Schaus went 6-for-10 with a double, homer, and six RBIs, while Kyle Parker and Brad Miller both went 5-for-11 in the series. The Tiger pitching staff had a 3.00 ERA and struck out 20 against eight walks.

In game-one on February 26, Parker went 3-for-3 with two runs in Clemson's 4-3 win over Wright State. The Tigers took a 2-0 lead in the second inning and never trailed again despite Wright State scoring single runs in the sixth, seventh, and eighth innings. The Raiders put 16 batters on base, but four Tiger pitchers combined to limit Wright State to just three runs, as it stranded 11 runners on base. Casey Harman pitched 5.2 innings, allowing four hits and one run with six strikeouts to earn the win, while Alex Frederick retired the only batter he

faced to pick up his first career save. Miller added two hits for the Tigers, who were outhit 9-6.

In game-two on February 27, Miller's run-scoring double in the eighth inning gave Clemson the lead for good in its 8-6 win over Wright State. The Tigers held a 4-1 lead before the Raiders scored four unearned runs in the fifth inning to take a 6-4 lead. But Phil Pohl's two-run single in the sixth inning tied the score. Miller's RBI double and Jason Stolz's suicide squeeze bunt in the eighth gave the Tigers an 8-6 lead. The bottom three Tigers in the lineup combined to go 4-for-8 with seven RBIs. Pohl went 2-for-4 with four RBIs, while Miller added two doubles and three runs. David Haselden retired all seven batters to close out the game and earn the win.

In game-three on February 28, Schaus went 3-for-3 with a homer and five RBIs and Parker hit two solo homers to power Clemson past Wright State 12-6 and sweep the series. The Tigers scored 11 runs in the first five innings and never looked back. Mike Freeman went 3-for-5 with three runs and an RBI, while Miller went 2-for-5 with a double and two runs. Starter Will Lamb, the first of seven Tiger pitchers, picked up his first career win by tossing 4.0 effective innings. The Raiders outhit Clemson 13-12, but they stranded 11 runners on base. The Tigers also turned three double plays.

Tigers Edged Dayton 6-5 in 10 Innings

Chris Epps scored on a wild pitch with two outs in the 10th inning to give #9 Clemson a 6-5 walkoff win over Dayton at Doug Kingsmore Stadium on March 3. The Flyers scored three runs in the seventh inning to take a 5-4 lead, then Clemson scored on a wild pitch with two outs in the eighth inning to tie the score. Epps led off the 10th inning with a single. He went all the way around the bases on three wild pitches to give Clemson the win. Kyle Parker went 3-for-5 with a homer and three RBIs to lead Clemson, who outhit the Flyers 13-6. Tomas Cruz, the last of nine Tiger pitchers, earned the win by pitching a scoreless 10th inning.

Tigers Took Two of Three From Gamecocks

Clemson, ranked as high as #9 in the nation, won two of three games against #15 South Carolina by a combined score of 28-16 at three different sites from March 5-7. It was the first regular-season series win for the Tigers since 2006. Clemson outhit the Gamecocks .286 to .267 and totaled seven home runs. Chris Epps received the Bob Bradley Award as Clemson's MVP of the series, as he was 7-for-14 with two homers, one double, six RBIs, six runs, and two walks. Mike Freeman added six hits. The Tigers also had a 4.33 ERA.

In game-one at Doug Kingsmore Stadium in Clemson on March 5, Wilson Boyd's two-out, run-scoring single in the eighth inning lifted the Tigers to a 4-3 win over South Carolina. The Gamecocks took a 3-2 lead in the sixth inning on Adrian Morales' sacrifice fly, but Jason Stolz's two-out, run-scoring single in the seventh inning tied the score before Boyd delivered the go-ahead hit in the eighth inning. Epps, who went 2-for-3 with two runs, and Jeff Schaus added solo home runs in the first inning. David Haselden pitched the final 4.0 innings without allowing a hit or run to earn the victory.

In game-two at Fluor Field in Greenville, SC on March 6, Whit Merrifield's two-out, run-scoring single in the top of the ninth inning gave South Carolina the lead for good in its 7-5 win over Clemson. Merrifield broke a 4-4 tie with his clutch hit, then the Gamecocks added two more run-scoring hits. Freeman's RBI single

2010 Clemson Baseball Notes

in the bottom of the ninth inning brought the potential tying run to the plate, but the Tigers came up short. Jackie Bradley, Jr. went 3-for-4 with a homer and four RBIs to lead the Gamecocks, who outhit Clemson 9-8. Four Gamecock hurlers combined for 13 strikeouts in the game.

In game-three at Carolina Stadium in Columbia, SC on March 7, Clemson hit five home runs to trounce South Carolina 19-6. It was the most runs scored by Clemson against the Gamecocks since 1962 and the Tigers' largest margin of victory in the series since 1997. Epps' grand slam in the second inning started the onslaught, as he was 3-for-6 with five RBIs and two runs. Freeman totaled three hits, including a home run, and three runs. Richie Shaffer added a three-run homer, Addison Johnson hit a solo homer, and Phil Pohl blasted a grand slam. Thirteen different Tigers in all scored at least one run. Starter Scott Weismann pitched 6.0 strong innings to earn the win, while eight Gamecock pitchers combined to allow 14 hits and 11 walks.

Clemson Blasted Gardner-Webb 13-2

Behind three home runs and 12 hits, #7 Clemson blasted Gardner-Webb 13-2 at Doug Kingsmore Stadium on March 11. Jeff Schaus hit a two-run homer in the first inning and Kyle Parker crushed a three-run home run in the second inning. Richie Shaffer added a two-run homer in the eighth inning. Parker had a team-high three hits, while Schaus had a double and three runs. The Tigers, who outhit Gardner-Webb 12-7, also took advantage of 10 walks by Bulldog pitchers. Starter Justin Sarratt allowed one earned run and four hits in 5.0 innings to earn the victory.

Tigers Swept Wolfpack to Open ACC Slate

Clemson, ranked as high as #7 in the nation, swept N.C. State by a combined score of 31-19 in a three-game series at Doug Kingsmore Stadium on March 13, 14. The Tigers outhit N.C. State .314 to .267 and totaled four homers, eight steals in eight attempts, and a .466 on-base percentage thanks to 26 walks and three hit-by-pitches. John Hinson went 5-for-10 with two doubles and three RBIs in the series, while Richie Shaffer went 6-for-14. Jeff Schaus and Brad Miller both added a homer and six RBIs. The Tigers had a 4.33 ERA as well.

In game-one on March 13, which was the first game of a doubleheader, Clemson scored 10 runs in the first four innings and held on for a 12-7 win over N.C. State. Kyle Parker hit a two-run homer in the first inning to tie the score, then Miller blasted a grand slam in the third inning. Parker was 3-for-4 with a homer, two RBIs, four runs, and one walk to pace Clemson's 13-hit attack. Miller added two hits and five RBIs, while Shaffer went 3-for-5 with two RBIs. Clemson also stole four bases and walked seven times. Starter Casey Harman pitched 6.0 effective innings to earn the win.

In game-two on March 13, which was the second game of a doubleheader, Clemson scored seven runs in the eighth inning to rally for a 12-6 win over N.C. State. Drew Pouk's two-run homer in the seventh inning gave the Wolfpack a 6-4 lead. But trailing 6-5 in the eighth inning, Clemson tied the score when Schaus walked with the bases loaded, then Wilson Boyd hit a two-run single to give Clemson the lead for good. Hinson, who started the inning with a double, added a three-run double to add three insurance runs in the eighth inning. Boyd had a game-high four RBIs, while Schaus and Hinson both added three RBIs apiece. Reliever Dominic Leone

earned his first career win by tossing 3.0 scoreless innings of two-hit ball with six strikeouts.

In game-three on March 14, Clemson scored two runs on bases-loaded walks with two outs in the eighth inning to defeat N.C. State 7-6. The Tigers jumped out to a 4-1 lead in the second inning thanks to two-run singles by Jason Stolz and Schaus. But the Wolfpack chipped away and took a 6-5 lead with two runs in the seventh inning. The Tigers, however, loaded the bases with two outs, then Schaus and Parker both drew walks to tie the score and give Clemson the lead, respectively. Schaus had a game-high three RBIs, while Hinson came off the bench to record two hits. Freshman Jonathan Meyer earned his first career win by retiring all six batters he faced to close out the game.

Charlotte Nipped Tigers 11-10 in Back & Forth Game

Zane Williams' three-run double with two outs in the eighth inning lifted Charlotte to an 11-10 win over #7 Clemson at Charlotte, NC on March 16. The Tigers scored five runs with two outs in the fourth inning, highlighted by Kyle Parker's two-run homer, to tie the score, then they scored four runs in the top of the eighth inning to take a two-run lead, capped by John Hinson's three-run homer with two outs. But Williams came through with a clutch double down the left-field line to snap Clemson's five-game winning streak. The two teams combined for 15 two-out RBIs and each team walked eight times.

Clemson Powered Past Georgia Southern 22-6

Behind 21 hits, including nine doubles, one triple, and six home runs, #7 Clemson blasted Georgia Southern 22-6 at Doug Kingsmore Stadium on March 17. It was the most runs scored by Clemson since 2006. The Tigers scored eight runs in the first inning thanks to four home runs. The Tigers put up another eight-run inning in the sixth to put the game out of reach. Clemson hit back-to-back home runs on three different occasions, while every Tiger starter had at least one hit and every Clemson starter scored at least one run. Jeff Schaus went 3-for-5 with two homers and six RBIs, while Kyle Parker, John Nester, Addison Johnson, and Chris Epps also added one homer apiece. Mike Kent earned the win in his first career appearance, as he pitched 3.1 scoreless innings of two-hit ball in relief.

Clemson Swept Virginia Tech

Clemson, ranked as high as #7 in the nation, swept Virginia Tech by a combined score of 21-10 in a three-game series at Doug Kingsmore Stadium on March 19, 20. Clemson upped its home winning streak over the Hokies to 14 games with the sweep. The Tigers outhit the Hokies .309 to .233. Wilson Boyd went 6-for-12 with a double, three RBIs, and three runs, while Kyle Parker added four hits, including a homer, and five runs. The Tiger pitching staff had a 2.67 ERA, while the three starting pitchers combined to allow just 14 hits and one earned run in 19.1 innings pitched (0.47 ERA).

In game-one on March 19, Casey Harman and David Haselden combined for a one-hit shutout in Clemson's 3-0 win over N.C. State. Harman pitched 7.1 innings, allowing one hit, no runs, and three walks with four strikeouts to earn the win. Haselden pitched 1.2 hitless and scoreless innings with two strikeouts to record his first career save. Sean Ryan had Virginia Tech's only hit with a single up the middle with two outs in the sixth inning. Will Lamb led off the third inning with a double

and scored on Mike Freeman's sacrifice fly. The Tigers added one run in the sixth and one run in the eighth, both on bases-loaded walks.

In game-two on March 20, which was the first game of a doubleheader, Lamb pitched 6.0 strong innings to lead Clemson to a 5-2 win over Virginia Tech. Lamb allowed seven hits and one unearned run to earn the win against his home-state team. Alex Frederick pitched the final 3.0 innings to record the save. Clemson outhit the Hokies 12-10, led by Parker's 2-for-4 performance with a homer and two RBIs. The Hokies stranded 13 runners on base, including nine in scoring position.

In game-three on March 20, which was the second game of a doubleheader, Clemson scored three runs apiece in the second, third, seventh, and eighth innings in its 13-8 victory over Virginia Tech. The Tigers answered with three runs in each of the four innings in which the Hokies scored. Boyd went 3-for-4 with a double, two RBIs, and three runs to lead Clemson's 13-hit attack. John Nester added four RBIs, while Addison Johnson hit a three-run triple in the second inning. Scott Weismann pitched 6.0 innings with seven strikeouts to earn the win. Jonathan Meyer pitched the final 1.1 innings to record the save.

Elon Beat Tigers Twice in Midweek Series

Elon won both games of a two-game midweek series against #5 Clemson by a combined score of 19-13 at Doug Kingsmore Stadium on March 23, 24. The Phoenix outhit Clemson .317 to .257, while both teams stole seven bases. Will Lamb, Mike Freeman, and Kyle Parker all had three hits apiece to lead Clemson in the series. The Tigers also had a 5.68 ERA.

In game-one on March 23, Elon scored 11 runs in the last four innings to rally for a 15-10 win over Clemson. The loss snapped Clemson's 18-game home winning streak dating back to 2009. The Phoenix held a 4-1 lead before the Tigers scored seven combined runs in the third through fifth innings. But thanks in part to four costly Tiger errors, Elon scored 11 runs, including five in the sixth inning to take the lead for good, in the final four innings. Clemson committed five errors in the game, leading to six unearned runs. Wilson Boyd, Parker, and Lamb all hit solo homers, while Lamb was 3-for-4 with a double, three RBIs, and three runs. Four different Elon players had three hits apiece.

In game-two on March 24, Seth Canipe's two-out single plated Ryan Adams for the game-winning run in the 10th inning to lift Elon to a 4-3 win over Clemson. Adams, who pitched a perfect 10th inning to record the save, hit a two-out double in the 10th and scored on Canipe's single through the left side. Elon outhit Clemson 10-6, while both teams stranded 11 runners on base. Clemson, who walked eight times, left seven of its 11 runners in scoring position and failed to put its leadoff batter on base in all 10 innings.

Top-Ranked Virginia Won Series in Close Games

Top-ranked Virginia won two of three games over #5 Clemson at UVA Baseball Stadium on March 26, 27. Both teams scored 12 runs in the series, while Virginia outhit Clemson .258 to .238. The Tigers walked 16 times with one hit-by-pitch and the Cavaliers walked just five times, one of which was intentionally. Clemson also put 45 runners on base to Virginia's 33 in the series, but Clemson stranded 30 runners on base to Virginia's 17. Jeff Schaus had a team-high five hits in the series. Clemson had a 3.91 ERA as well.

2010 Clemson Baseball Notes

In game-one on March 26, Stephen Bruno hit a walkoff single in the ninth inning to lift Virginia over Clemson 4-3. Bruno, who also hit a two-run home run in the fifth inning to tie the score, delivered the game-winning hit with one out when he hit a soft liner just over the glove of third-baseman John Hinson and inside the left-field line. Both teams had nine hits in the game, while Will Lamb had two hits and two RBIs to lead the Tigers. However, Clemson stranded 10 runners on base, including seven in scoring position.

In game-two on March 27, which was the first game of a doubleheader, Lamb tossed 7.0 strong innings to lead Clemson to an 8-5 win over Virginia. Lamb allowed just five hits, one earned run, and two walks to earn the win in his home state. David Haselden pitched the final 1.1 innings to record the save. The Tigers scored six combined runs in the final three innings, including three key runs in the ninth inning thanks to two costly Virginia errors. Clemson totaled nine hits, seven walks, one hit-by-pitch, and four steals as well.

In game-three on March 27, which was the second game of a doubleheader, Franco Valdes and Kenny Swab both hit solo homers to lead Virginia to a 3-1 win over Clemson. The Tigers put 12 runners on base compared to Virginia's eight, but Clemson stranded nine runners on base while the Cavaliers left just three on base. Scott Weismann pitched 7.0 solid innings, allowing six hits, three runs, and no walks with two strikeouts but suffered the loss. Kyle Parker went 2-for-4 with a first-inning RBI for Clemson, who outhit Virginia 7-6.

Chanticleers Outlasted Tigers 4-3 in 11 Innings

Rico Noel's solo home run with two outs in the 11th inning lifted #14 Coastal Carolina to a 4-3 win over #10 Clemson at Doug Kingsmore Stadium on March 31. The Tigers took a 3-0 lead in the fourth inning on Jeff Schaus' run-scoring triple and Kyle Parker's two-run homer. But the Tigers did not tally a hit or run in the final seven innings despite putting 10 runners on base (nine walks, one hit-by-pitch) during that span. Dominic Leone pitched 5.1 strong innings in his first career start, allowing just four hits and one unearned run. Clemson committed four errors in the game, while the Chanticleers were errorless.

Tigers Gritted Out Series Win Over Boston College

Clemson, ranked as high as #10 in the nation, won two of three games over Boston College by a combined score of 34-22 at Doug Kingsmore Stadium from April 2-4. The Tigers outhit Boston College .355 to .309 and totaled 39 hits, 24 walks, two hit-by-pitches, a .464 on-base percentage, and eight steals while not committing an error. Brad Miller went 7-for-13 (.538) with a homer, triple, double, three RBIs, six runs, and two walks, while John Hinson was 6-for-12 (.500) with six RBIs, three runs, and three steals. Mike Freeman added five hits, three doubles, one homer, six RBIs, four runs, and four walks.

In game-one on April 2, Clemson totaled 15 hits, including nine extra-base hits, on its way to a 15-2 win over Boston College. The Tigers broke the game open with six runs in the second inning and scored in seven of the eight innings in which they batted. Freeman went 3-for-4 with a homer, two doubles, four RBIs, three runs, and a walk, while Miller went 2-for-3 with a homer, triple, three runs, and two walks. Casey Harman pitched 6.0 solid innings to earn the win, as he allowed just four hits

and one run with 10 strikeouts. Tomas Cruz pitched the final 3.0 innings and allowed two hits and one run with three strikeouts to record the save.

In game-two on April 3, Boston College scored seven runs in the second inning and used a handful of stellar defensive plays to defeat Clemson 11-5. Clemson took a 4-0 lead in the first inning, but the Eagles responded with seven runs in the second inning and never looked back. All 10 Eagle batters had at least one hit, as Boston College had 14 hits in the game. The Tigers had 10 hits and put their leadoff batter on base four times in the last six innings, but they were held scoreless after the second inning thanks in part to several highlight-reel defensive plays by the Eagles. Both teams were errorless as well.

In game-three on April 4, Clemson scored eight runs in the eighth inning to defeat Boston College 14-9. The Tigers came back from a 4-1 deficit to take a 5-4 lead in the sixth inning, but the Eagles scored four runs in the seventh inning to take an 8-5 lead. The Tigers scored one run in the seventh and eight runs in the eighth to pull out the comeback win. Miller and Hinson had three hits apiece for Clemson, who had 14 hits (all singles). Hinson added three RBIs, two runs, and three of Clemson's six steals. The Tigers also walked 13 times and overcame 14 runners left on base, including 10 left in scoring position.

Tigers Scored 29 Runs in Midweek Sweep of Georgia

Clemson, ranked as high as #11 in the nation, won both games of a home-and-home midweek series against Georgia by a combined score of 29-11 on April 6,7. Clemson outhit the Bulldogs .400 to .264 and totaled 28 hits, 14 walks, a .494 on-base percentage, and five steals along with going 15-for-25 (.600) with runners in scoring position. John Hinson went 5-for-8 (.625) with two homers, eight RBIs, five runs, one walk, and two steals, while Mike Freeman totaled five hits, two doubles, six RBIs, and three runs.

In game-one on April 6, Hinson went 2-for-3 with a grand slam and five RBIs to lead Clemson to a 15-5 win over Georgia at Foley Field. Hinson's first career grand slam in the eighth inning put the game out of reach. The Tigers scored three runs in the first inning and six runs in the second inning to take a 9-0 lead and never looked back. Jeff Schaus went 2-for-4 with a double, three RBIs, three runs, and two walks to lead Clemson's 15-hit attack. Starter Dominic Leone pitched 6.0 strong innings of four-hit ball with seven strikeouts to earn the win.

In game-two on April 7, Freeman went 3-for-5 with six RBIs against his former team to lead Clemson to a 14-6 win over Georgia at Doug Kingsmore Stadium. Georgia jumped out to a 4-0 lead, but Clemson scored three runs in the third, four runs in the fourth, five runs in the fifth, and two runs in the sixth to pull away. The Tigers, who had 13 hits, were led at the plate by three players with three hits apiece. Hinson went 3-for-5 with a homer, three RBIs, and three runs, while Will Lamb went 3-for-3 with a triple, three RBIs, and two runs.

Blue Devils Handed Tigers Two Losses in Durham

Duke won two of three games over #11 Clemson at Durham Bulls Athletic Park from April 9-11. Both teams scored 22 runs in the series, while the Tigers put 60 runners on base and Duke put 44 runners on base. Duke outhit the Tigers .317 to .295, while Clemson had

a .421 on-base percentage thanks to 21 walks and five hit-by-pitches. But Clemson left 31 runners on base to Duke's 14 in the series. John Hinson led Clemson by going 8-for-16 with three doubles and four RBIs, while Jeff Schaus added a homer, double, and five RBIs.

In game-one on April 9, Duke scored five runs in the eighth inning and held on for a 10-9 win over Clemson. The back-and-forth game saw the Blue Devils score four runs in the third to take a 4-3 lead, then the Tigers held an 8-5 lead entering the bottom of the eighth inning. But Duke scored five runs in the eighth, including four with two outs, and Clemson struck out twice with runners on second and third in the ninth to end the game. Hinson went 4-for-5, while John Nester and Kyle Parker both hit three-run homers. Both teams had 12 hits, while Duke was 6-for-10 with runners in scoring position.

In game-two on April 10, Clemson scored six runs in the 11th inning to defeat Duke 11-5. Will Currier's grand slam in the sixth inning erased the Tigers' 3-0 lead, but Clemson scored two runs in the top of the ninth inning to tie the score. Duke scored a run in the bottom of the ninth, but Clemson worked out of jams in the ninth and 10th inning to stay alive. In the 11th, Clemson took advantage of a costly Duke error and scored six runs on only two hits, including two-run hits by Schaus and Hinson. Tomas Cruz allowed just one run in 4.0 innings pitched to earn the win and Clemson overcame 16 runners left on base, including 12 left in scoring position.

In game-three on April 11, freshman righthander Chase Bebout pitched 7.1 strong innings to lead Duke to a 7-2 win over Clemson. Currier hit a two-run homer in the first inning and Duke never gave up the lead. Both teams put 14 batters on base, but Clemson was 0-for-7 with two outs. Mike Freeman had a team-high two hits and a double to lead Clemson, who totaled nine hits and five walks in the game. Duke turned three key double plays as well.

Catamounts Slammed Clemson 7-5

Tyler Kirkpatrick's grand slam in the seventh inning lifted Western Carolina to a 7-5 win over #16 Clemson at Doug Kingsmore Stadium on April 14. John Hinson's two-run homer in the first inning gave the Tigers a 3-0 lead, then Wilson Boyd's two-run single in the fifth inning broke a 3-3 tie. But the Catamounts loaded the bases with no outs in the seventh inning before Kirkpatrick's go-ahead long ball. Western Carolina outhit the Tigers 11-4, as six Catamount pitchers held the Tigers to just two hits in the final eight innings. Boyd went 2-for-3 with two RBIs to pace Clemson.

Yellow Jackets Swept Clemson in Atlanta

The #5 Georgia Tech Yellow Jackets swept #16 Clemson by a combined score of 23-12 at Russ Chandler Stadium from April 16-18. Georgia Tech outhit the Tigers .355 to .250 and totaled six doubles, three triples, and six homers. The Tigers hit four homers and five doubles, led by two long balls and two two-baggers by Kyle Parker. The Tigers committed just one error as well.

In game-one on April 16, Chase Burnette hit a two-run homer in the 10th inning to give Georgia Tech an 8-6 walkoff win over Clemson. Mike Freeman hit a two-run homer in the first inning, then Georgia Tech responded with five runs in the second inning. Jeff Schaus' three-run homer in the fifth inning capped

2010 Clemson Baseball Notes

the Tigers' four-run frame to give Clemson the lead. Schaus went 2-for-4 with a homer and three RBIs to pace Clemson, who had 10 hits. Every Yellow Jacket starter had at least one hit, as the team had 12 hits in all.

In game-two on April 17, Jacob Esch and Jeff Rowland both hit run-scoring singles with two outs in the seventh inning to propel Georgia Tech to a 4-3 win over Clemson. Georgia Tech hit two solo homers sandwiched around a run-scoring double and solo home run by Parker, then the Tigers took a 3-2 lead in the top of the seventh inning on an error. But the two clutch hits by Esch and Rowland proved to be the difference. The Tigers were just 1-for-10 with runners in scoring position and left eight runners on base, including seven in scoring position.

In game-three on April 18, Georgia Tech scored in all eight of its innings at the plate in its 11-3 win over Clemson. Rowland, Tony Plagman, and Esch totaled four hits apiece, as the Yellow Jackets had 17 hits in all. Parker hit a solo homer in the top of the second inning, but Georgia Tech scored four runs in the bottom of the second and never looked back. Jed Bradley tossed 7.0 strong innings with eight strikeouts against no walks to earn the victory.

Tigers Pounded USC Upstate 22-4 Behind Hinson

John Hinson went 5-for-6 with three home runs and seven RBIs in #20 Clemson's 22-4 win over USC Upstate at Doug Kingsmore Stadium on April 21. Hinson hit two three-run homers and a solo shot, while Kyle Parker hit a grand slam and Mike Freeman added a three-run homer. Hinson became the 13th Tiger in history and the first since 2008 to hit three long balls in one game. Clemson scored seven runs in the second and seven runs in the third and never looked back. Every Clemson starter at least one hit, as the Tigers had 18 hits in all. Jeff Schaus went 3-for-5 with two doubles and three RBIs, while Freeman added four runs and four walks.

Tar Heels Edged Tigers Twice to Take Series

North Carolina won two close games over #20 Clemson in a three-game series at Doug Kingsmore Stadium from April 23-25. Clemson outscored the Tar Heels 16-15, but North Carolina out-hit the Tigers .284 to .267. Kyle Parker led the Tigers by going 6-for-11 (.545) with a homer, double, three RBIs, and two walks, while John Hinson added two doubles and a home run. Clemson also had a 4.33 ERA and committed just two errors in the series.

In game-one on April 23, Matt Harvey struck out 15 batters in a complete-game six-hitter to lead North Carolina to a 5-3 win over Clemson. Harvey allowed three runs and one walk in throwing 156 pitches. Nine of his 15 strikeouts were looking. Levi Michael went 3-for-4 with a homer, double, and four RBIs to lead the Tar Heels, who out-hit Clemson 9-6 and scored all five of their runs on two-out hits. Hinson went 2-for-4 with a homer and two RBIs. Casey Harman allowed three earned runs in 7.0 innings pitched but took his first loss after not suffering a defeat in his previous 17 starts dating to 2009.

In game-two, which was suspended on April 24 due to inclement weather and was completed on April 25, Clemson rallied from a 5-0 deficit to defeat North Carolina 10-6. The Tigers scored six runs in the fourth inning to take the lead for good. Every Tiger starter

had at least one hit, as both teams had 13 hits in the game. Parker went 3-for-4 with a homer, double, and two RBIs. Alex Frederick pitched 1.2 hitless and scoreless innings in relief to earn the win, while Will Lamb struck out the only batter he faced to record the save.

In game-three, pinch-hitter Brett Knief hit a two-out double to score Ryan Graepel in the ninth inning to lift North Carolina to a 4-3 win over Clemson. The Tar Heels scored three runs in the first, then Clemson tied the score with two runs in the second. After six scoreless innings, Graepel lined a two-out single and scored on Knief's double to right-center. In the bottom of the ninth, Clemson loaded the bases with one out, but Richie Shaffer was picked off first base and Chris Epps struck out to end the game. Dominic Leone pitched 8.0 innings in his first career ACC start. He allowed just one hit and no runs in his final 6.0 innings pitched after surrendering a leadoff single in the third.

Tigers Won Three Over Eagles in Four-Game Series

Clemson, ranked #25 in the first three games and #24 in the last game, won three of four games over Florida Gulf Coast by a combined score of 32-15 at Doug Kingsmore Stadium from May 1-4. Clemson out-hit the Eagles .333 to .290 and totaled 16 extra-base hits along with being 12-12 on steals. Richie Shaffer went 5-for-10, while Mike Freeman went 8-for-17 with two homers, two doubles, eight RBIs, six runs, three walks, and two steals in the series. The Tiger pitching staff had a 3.25 ERA as well.

In game-one on May 1, Luke Smierciak's two-run homer in the eighth inning propelled Florida Gulf Coast to a 4-2 win over Clemson. Tim Roberson's two-run homer in the top of the fourth gave the Eagles a 2-0 lead, but Brad Miller hit a solo homer in the bottom of the fourth and Freeman's run-scoring single in the fifth tied the score. Clemson put runners on second and third in the ninth inning, but Freeman grounded out to end the game. Chris Sale tossed 8.0 innings, allowing four hits, two runs, and two walks with 10 strikeouts to earn the win. Clemson stranded nine runners on base, including six in scoring position.

In game-two on May 2, which was the first game of a doubleheader, Clemson scored in six of its eight innings at the plate in its 9-3 win over Florida Gulf Coast. The Tigers took a 4-2 lead with two runs in the third inning and led the rest of the way. Freeman went 2-for-4 with a homer, double, two RBIs, and two runs, while Shaffer added a pinch-hit home run for the Tigers, who out-hit Florida Gulf Coast 12-9. Scott Weismann pitched the first 5.0 innings to earn the win, then Tomas Cruz pitched 4.0 scoreless innings in relief to record the save. It was also Jack Leggett's 750th career victory as Clemson's head coach.

In game-three on May 2, which was the second game of a doubleheader, Jeff Schaus' two-out single scored the go-ahead run in Clemson's 7-6 win over Florida Gulf Coast. The Tigers scored three runs in the seventh inning to take a 5-4 lead, but an error helped the Eagles score two runs in the top of the eighth to regain the lead. Addison Johnson led off the bottom of the eighth with a single, stole second, and tied the score on Freeman's run-scoring single. Alex Frederick retired all five batters he faced to earn the win. Freeman went 3-for-3 with two steals, while Schaus went 3-for-4 with three RBIs. Clemson out-hit the Eagles 15-12, had six steals, and snapped its 12-game losing streak in games decided by two runs or less.

In game-four on May 4, Clemson scored seven two-out runs in the second inning on its way to a 14-2 victory over Florida Gulf Coast. The Tigers used three walks to set up five two-out hits, including a grand slam by Freeman, in Clemson's seven-run second inning. The Tigers out-hit the Eagles 15-6 and walked seven times. Kyle Parker went 3-for-4 with two doubles and two RBIs, while Miller added three hits. Frederick pitched 5.0 innings in his first start as a Tiger to earn the win. He allowed just four hits, one earned run, and two walks with six strikeouts.

Tigers Used Bats to Sweep Terrapins on the Road

The #24 Clemson Tigers swept Maryland by a combined score of 37-19 at Bob Smith Stadium from May 7-9. Clemson out-hit the Terrapins .353 to .315 and totaled 42 hits, 11 doubles, four homers, 20 walks, and four steals. Kyle Parker paced Clemson by going 7-for-12 (.583) with three doubles, one homer, five RBIs, five runs, and four walks, while Brad Miller went 5-for-9 with a double, three RBIs, three runs, and three walks. Mike Freeman and Will Lamb added seven hits apiece and Jeff Schaus hit two home runs with five RBIs.

In game-one on May 7, Freeman went 4-for-5 with three RBIs to lead Clemson to an 18-6 win over Maryland. Lamb went 3-for-6 with two doubles, two RBIs, and three runs, while Parker went 3-for-4 with two doubles, an RBI, three runs, and two walks in the Tigers' 18-hit attack. Clemson totaled seven doubles and a two-run homer by Schaus. The Tigers put the game out of reach with seven runs in the seventh inning. Casey Harman allowed two runs on six hits in 6.0 innings pitched to earn the victory.

In game-two on May 8, Miller went 4-for-4 with three RBIs to lead Clemson to a 12-8 victory over Maryland. The Terrapins held a 5-4 lead before Clemson took the lead for good with three runs in the sixth inning. The Tigers added two runs in the seventh and three runs in the ninth. Schaus and John Hinson each hit home runs in the ninth inning. Clemson totaled 17 hits, including at least two hits apiece by the top six batters in the lineup. Schaus added four runs, while Parker totaled three hits and a double. Alex Frederick pitched the final 5.0 innings to earn the win.

In game-three on May 9, Parker hit a three-run homer in the sixth inning to give Clemson the lead and Tomas Cruz pitched 4.2 masterful innings in relief in the Tigers' 7-5 win over Maryland. The Terrapins took a 5-3 lead with two runs in the fifth inning, but after the first two Tigers were retired in the sixth, Clemson rallied to score four two-out runs and take the lead. Cruz allowed just one hit, no runs, and no walks with four strikeouts to earn the win.

Clemson Pounded Furman 12-1 at Fluor Field

Jeff Schaus, Wilson Boyd, and John Hinson all hit home runs to lead #22 Clemson to a 12-1 victory over Furman at Fluor Field in Greenville, SC on May 11. The Tigers scored seven runs in the fifth inning to break the game open, thanks in part to a two-run homer by Schaus and a grand slam by Boyd. Mike Freeman went 4-for-5 with two doubles to pace the Tigers, who had 14 hits. Hinson went 3-for-6 with three RBIs, while Boyd added five RBIs. Starter Scott Firth earned his first career win by tossing 6.0 innings, allowing six hits, one run, and one walk with four strikeouts. The Paladins failed to advance a runner past second base after the leadoff batter of the game scored.

2010 Clemson Baseball Notes

Demon Deacons Won Series 2-1 in Winston-Salem

Wake Forest took two of three games over #22 Clemson by a combined score of 25-24 at Wake Forest Baseball Park from May 14-16. Wake Forest outthit the Tigers .337 to .245 and totaled 10 doubles along with five home runs, while Clemson also hit five long balls. Brad Miller led Clemson at the plate by going 5-for-10 with two homers, four runs, and three walks. The Tigers committed just three errors and had a .972 fielding percentage.

In game-one on May 14, Wake Forest scored eight runs in the fourth inning to defeat Clemson 9-5. The Demon Deacons totaled six hits in the fourth, highlighted by Mac Williamson's three-run homer to give them the lead for good. Williamson added a solo homer in the fifth inning. Meanwhile, starter Austin Stadler struck out 11 batters in 6.1 innings pitched and allowed just six hits and one run to earn the win. John Hinson and Miller hit home runs in the ninth inning, but they were not enough to overcome the deficit. Clemson put more runners on base (17-15), but the Tigers stranded 11 on base against Wake Forest's five.

In game-two on May 15, Clemson scored 10 runs in the fifth inning en route to a 17-5 win over Wake Forest. The Tigers took an early 3-0 lead on home runs by Kyle Parker and Miller, then the Demon Deacons scored three runs in the fourth inning to tie the score. But Clemson erupted for 10 runs on seven hits in the fifth inning and cruised to the win. Jeff Schaus went 3-for-5 with a triple, three RBIs, three runs, and a walk to lead Clemson's 14-hit attack. Starter Scott Weismann pitched 5.0 innings to earn the victory.

In game-three on May 16, every Demon Deacon starter had at least one hit and Tim Cooney tossed 8.0 strong innings to lead Wake Forest to an 11-2 win over Clemson. Cooney, a freshman lefthander, allowed just four hits and two runs to shut down the Tiger offense. Meanwhile, Wake Forest's offense posted eight combined runs in the first four innings. Ryan Semeniuk had a game-high three RBIs along with two hits, Mark Rhine totaled a game-high three runs, and Carlos Lopez added a two-run homer for the Demon Deacons, who had 14 hits. Miller had two of Clemson's four hits. It was the Tigers' worst loss to Wake Forest since 2001.

Tigers Outlasted Presbyterian 8-2

Jason Stolz and Jeff Schaus both hit two-run homers to lead #22 Clemson to an 8-2 victory over Presbyterian at Doug Kingsmore Stadium on May 18. Stolz, who was making his first career start at short-stop, lined a two-run homer in the second inning, then Schaus blasted a long two-run long ball in the seventh inning. Wilson Boyd had a game-high three hits, while Kyle Parker added a double, RBI, three runs, two walks, and a hit-by-pitch. Starter Scott Firth pitched 5.1 innings, allowing two runs and no walks with six strikeouts to earn the win.

Clemson Swept #7 Seminoles to Win Division Title

Clemson, ranked #22 in the nation, swept #7 Florida State by a combined score of 25-15 at Doug Kingsmore Stadium from May 20-22. Clemson outthit the Seminoles .343 to .216 and totaled 36 hits, a .426 on-base percentage, and seven stolen bases, while the Tiger pitching staff had a 4.33 ERA. Wilson Boyd went 5-for-9 (.556) with a homer, four RBIs, three runs, and four walks, while Brad Miller went 7-for-13 (.538) with a homer, double, five RBIs, six runs, two walks, and a

steal. Jason Stolz added six hits in 12 at-bats. Alex Frederick allowed just four hits and two earned runs with seven strikeouts while recording two victories.

In game-one on May 20, Boyd's two-out, run-scoring single capped a three-run eighth inning to give Clemson a 9-8 win over Florida State. The Seminoles scored two runs in the top of the eighth inning to take the lead, but the Tigers used six hits, including a two-out, run-scoring double by Miller to tie the score, and Boyd's game-winning single to take the lead for good. Tomas Cruz retired both batters he faced in the ninth inning to record the save. Miller went 5-for-5 with a homer, double, three RBIs, and four runs to pace Clemson's 17-hit attack. Boyd went 3-for-5 with two RBIs, while Kyle Parker added two doubles.

In game-two on May 21, Clemson scored six runs in the third inning en route to an 8-4 win over Florida State. The Tigers used five hits and three walks to score six runs in the third, highlighted by a two-run single by Parker and a three-run double by Richie Shaffer. Shaffer went 3-for-4 to lead Clemson's 11-hit attack, while Boyd went 2-for-3 with a two-run homer in the fifth inning. Scott Weismann pitched 6.1 innings and allowed just three hits and three runs to earn the win. David Haselden pitched the final 2.2 innings to close out the game. The two sophomore righthanders combined to limit the Seminoles to only five hits.

In game-three on May 22, Frederick tossed 4.2 scoreless innings in relief of one-hit ball to lead Clemson to an 8-3 win over Florida State. With the victory, the Tigers captured the ACC Atlantic Division crown. The Tigers scored all eight of their runs in the first four innings, including three runs in the first inning and four two-out runs in the third inning. The Tigers outthit the Seminoles 8-6, including a team-high two hits by Stolz. Frederick allowed just one hit, no runs, and two walks with five strikeouts to earn the win.

Tigers Went 1-2 in the ACC Tourney in Greensboro

Clemson, ranked #16 in the nation, went 1-2 in the ACC Tournament at NewBridge Bank Park in Greensboro, NC from May 26-29. Clemson and its three opponents both scored 25 runs, while the Tigers hit .292 with six homers and a .528 slugging percentage. Brad Miller led the Tigers by going 6-for-12 with a homer, triple, double, four RBIs, six runs, and two walks in the tournament. Richie Shaffer and Mike Freeman both went 5-for-12, while Shaffer added a homer, two doubles, five RBIs, and five runs. Jeff Schaus hit two long balls as well. In two relief appearances, Kevin Brady allowed three hits and no walks with 10 strikeouts in only 4.1 innings pitched.

In the Tigers' first game of the ACC Tournament on May 26, N.C. State scored five runs with two outs in the sixth inning to take the lead for good in its 13-8 win over Clemson. The Tigers took a 4-3 lead on Schaus' two-run homer in the fifth inning, but five straight run-scoring singles by the Wolfpack in the sixth was Clemson's undoing. Kyle Wilson went 4-for-5 with a homer, four RBIs, and four runs to lead N.C. State's 16-hit attack. Miller went 3-for-5 with a double and three runs, while Schaus went 3-for-4 with a homer, double, and three RBIs for Clemson, who had 11 hits. Casey Harman and Brady, two of five Tiger hurlers, combined for 14 strikeouts.

In the Tigers' second game of the ACC Tournament on May 28, Sean Ryan's two-out single in the eighth inning scored Andrew Rash to give #16 Virginia Tech

a 9-8 win over Clemson. The Hokies jumped out to a 5-0 lead in the first inning, but Miller's two-run homer in the second and a four-run frame in the fourth gave Clemson the lead. But Virginia Tech regained the lead with a run in the fifth. Chris Epps' RBI groundout in the top of the eighth tied the score, but it was not enough for the Tigers. Austin Wates had a game-high three hits for Virginia Tech, who outthit the Tigers 13-7. Schaus added a solo homer, while Shaffer hit two doubles with two RBIs. It was the first-ever meeting between the two teams in the ACC Tournament.

In the Tigers' third game of the ACC Tournament on May 29, Will Lamb pitched 6.1 strong innings to lead Clemson to a 9-3 win over #6 Georgia Tech. Lamb allowed six hits, two runs, and four walks to earn the win in his first start since April 18. Brady tossed 2.0 perfect innings with four strikeouts to close out the game. Shaffer's three-run homer in the first inning gave Clemson a lead that it never relinquished. Parker added a solo homer in the eighth for the Tigers, who outthit Georgia Tech 13-10. Spencer Kieboom had a game-high three hits, while Shaffer added three runs. The win was Clemson's 100th in ACC Tourney history.

Clemson Claimed Auburn Regional Championship

The #16 Clemson Tigers captured the Auburn (AL) Regional title with a 3-1 record at Plainsman Park from June 4-7. Clemson, who committed just two errors and turned eight double plays in the regional, outscored its opposition 38-21 and outthit its opponents .322 to .313, including batting .439 with runners in scoring position. The Tigers also hit six homers and 13 doubles. John Hinson, who earned Auburn Regional MVP honors, was 9-for-16 (.563) with three homers, one double, five RBIs, and five runs. Wilson Boyd added six hits, including four doubles, while Mike Freeman tallied six hits, including two doubles and a homer, along with four RBIs and seven runs. The Tiger pitching staff had a 5.00 ERA and 33 strikeouts against eight walks as well.

In the Tigers' first game of the Auburn Regional on June 4, Scott Weismann pitched 7.0 strong innings to lead Clemson to a 10-1 win over Southern Mississippi. Weismann earned the win by allowing just four hits, one run, and one walk with six strikeouts. Clemson scored two runs in the first inning and never gave up the lead. With the Tigers ahead 4-1, they scored six runs in the sixth inning to pull away. Will Lamb and Hinson both hit solo homers, while Lamb was 3-for-3 with two RBIs, three runs, and a walk. Jeff Schaus went 2-for-4 with two RBIs as well for the Tigers, who outthit Southern Mississippi 12-6.

In the Tigers' second game of the Auburn Regional on June 5, Casey Harman pitched a complete-game five-hitter in Clemson's 5-2 win over #14 Auburn. Harman pitched his first career complete game and allowed just five hits, two runs, and one walk with eight strikeouts. Freeman hit a two-run homer in the first inning and Hinson added a run-scoring single later in the frame. Clemson added two runs in the fourth inning, then Auburn hit solo home runs in the fifth and ninth innings. But Harman and the Clemson defense came up with big plays throughout the contest, including two crucial double plays, to come out with the victory.

In the Tigers' third game of the Auburn Regional on June 6, Creede Simpson hit a three-run homer with two outs in the ninth inning and #14 Auburn held on for an 11-10 win over Clemson to stave off elimina-

2010 Clemson Baseball Notes

tion. With two outs and no one on base in the top of the ninth, Auburn put runners on base via a walk and bloop single on an 0-2 count off Freeman's glove. Then on a 1-2 pitch to Simpson, he belted a three-run homer to give Auburn an 11-9 lead. Richie Shaffer and Boyd led off the bottom of the ninth with singles and both moved up a base on a sacrifice bunt. Shaffer scored and Boyd moved to third on a wild pitch with one out, but two of the next three batters were retired without Boyd scoring. Freeman and Hinson, who hit a two-run homer in Clemson's seven-run fifth inning, had three hits apiece. Auburn outhit Clemson 17-15 as well.

In the Tigers' fourth game of the Auburn Regional on June 7, Clemson used timely hitting and three key double plays to defeat #14 Auburn 13-7 and claim the regional title. Clemson scored three runs in both the first and second innings and never relinquished the lead. Clemson added three runs in the seventh and two runs in the ninth. Clemson turned two inning-ending double plays in the seventh and eighth innings to thwart Auburn rallies. Schaus went 3-for-5 with a double, two RBIs, and two runs, while Kyle Parker and Hinson both added long balls for Clemson, who totaled 14 hits compared to 18 by Auburn. Alex Frederick pitched 3.0 effective innings out of the bullpen to earn the win, while Kevin Brady pitched 3.0 scoreless innings to record his first career save.

Tigers Edged Alabama to Win Super Regional

The #13 Clemson Tigers won the Clemson (SC) Super Regional by winning two of three games over #16 Alabama at Doug Kingsmore Stadium from June 12-14. The Tigers outscored the Crimson Tide 31-16 and outhit Alabama .382 to .257. Clemson also hit eight doubles, one triple, and six homers with 16 walks. Jeff Schaus was 9-for-15 (.600) with two doubles and five RBIs, while Mike Freeman was 8-for-17 (.471) with two doubles. Brad Miller added six hits and seven RBIs, John Hinson went 5-for-12 with two homers, five RBIs, and five runs, and Richie Shaffer hit three home runs with seven RBIs. The Tiger pitching staff had a 2.67 ERA and allowed just three walks against 18 strikeouts in 27.0 innings pitched.

In the first game of the Clemson Super Regional on June 12, Alabama scored four unearned runs in the third inning and held on for a 5-4 win over Clemson. The Crimson Tide took a 5-0 lead with four runs in the third, keyed by two costly Tiger errors. The Tigers clawed back with three runs in the third inning and another run in the sixth inning on pinch-hitter Chris Epps' two-out, run-scoring triple. But the Alabama defense came up with inning-ending double plays in the fifth (when the bases were loaded) and eighth (with runners on first and second). Clemson outhit Alabama 11-10, including three hits by Schaus, but the Tigers stranded 10 runners on base. Casey Harman allowed just one earned run and no walks with nine strikeouts in 8.1 innings pitched but suffered the loss.

In the second game of the Clemson Super Regional on June 13, Clemson scored six runs in the first inning and nine runs in the sixth inning to defeat Alabama 19-5. Clemson, who totaled 20 hits, had six players with at least two hits and seven with at least two runs. Hinson and Shaffer hit back-to-back solo homers in the third inning, then Miller added a grand slam in the sixth inning. Schaus went 4-for-6 with three RBIs and Miller went 4-for-5 with three runs. Freeman add-

ed three hits, while Shaffer totaled four RBIs. Clemson also went 10-for-18 with runners in scoring position in the game. Starter Scott Weismann earned the win in 6.0 innings pitched.

In the third game of the Clemson Super Regional on June 14, Clemson built an 8-1 lead and withstood a nine-inning rally to defeat Alabama 8-1 and advance to the College World Series. Hinson hit a two-run homer in the second inning to give the Tigers the lead for good, then Shaffer added two long balls. But Alabama scored five runs in the ninth inning and had the potential tying run on second base before Jake Smith flied out to left to end the game. Clemson outhit the Crimson Tide 16-8 and was led by Hinson, who was 3-for-5 with two RBIs. Every Tiger starter had at least one hit as well. Dominic Leone pitched 5.2 strong innings, allowing just three hits, one unearned run, and one walk with three strikeouts to earn the win. Will Lamb retired the only batter he faced to record the save.

Tigers Made Run in College World Series

Clemson, ranked as high as #8 in the nation, went 2-2 in the College World Series at Rosenblatt Stadium in Omaha, NE from June 21-26. Clemson's two wins in Omaha tied for the most in school history. The Tigers and their opponents both scored 16 runs, while Clemson hit .237 with four steals in the College World Series. John Hinson went 7-for-16 (.438) with a triple, three RBIs, three runs, and two steals to lead the Tiger offense. The pitching staff had a 4.11 ERA and .252 opponents' batting average. Alex Frederick had a 1.93 ERA and two saves in three relief appearances.

In the Tigers' first game of the College World Series on June 21, Casey Harman and Frederick combined to limit #1 Arizona State to three runs and eight hits in Clemson's 6-3 win. Harman pitched 6.0 innings to earn the win and allowed three runs on seven hits. Frederick pitched 3.0 innings to record the save, as he yielded just one hit, no runs, and one walk with two strikeouts. Clemson outhit the Sun Devils 14-8 and every Tiger starter had at least one hit. Wilson Boyd went 2-for-3 with an RBI and walk, while Jeff Schaus went 1-for-2 with an RBI and three walks. Clemson handed righthander Seth Blair his first loss in 13 decisions in 2010. The Tigers also won their fourth College World Series opener in a row as well.

In the Tigers' second game of the College World Series that was suspended on June 22 due to inclement weather and was completed on June 23, Clemson scored four runs in the fourth inning and two runs in the fifth inning to defeat #6 Oklahoma 6-4. Starter Scott Weismann pitched 5.0 innings, allowing just three hits and one run with four strikeouts to earn the win. Frederick recorded the save by pitching a scoreless ninth inning. Hinson went 3-for-4 with two RBIs and had half of Clemson's six hits. Spencer Kieboom added a two-run single in the fourth. The Tigers also took advantage of eight walks.

In the Tigers' third game in the College World Series on June 25, Michael Roth pitched a complete-game three-hitter to lead #5 South Carolina to a 5-1 win over Clemson. Roth, who was making his first start of the season, allowed just three hits, one run, and one walk with four strikeouts. The Tigers' lone run came in the third inning on a passed ball. Richie Shaffer scored that run after hitting a double earlier in the frame. The Gamecocks scored a single run in the first, second, third, fourth, and sixth innings and totaled eight hits in the

game. Tomas Cruz pitched 3.0 hitless and scoreless innings in relief for the Tigers.

In the Tigers' fourth game of the College World Series on June 26, #5 South Carolina scored two runs with two outs in the bottom of the seventh inning and held on to beat Clemson 4-3. The Tigers tied the score 2-2 with a run in the top of the seventh on a Gamecock error. The Tigers cut South Carolina's lead in half in the eighth inning, but Schaus grounded out sharply to first with the potential tying run on first in the ninth inning to end the game. Harman pitched 6.1 effective innings with five strikeouts against no walks but suffered the loss. The Tigers stranded nine runners on base and were led by Mike Freeman and Hinson, who had two hits apiece.

Clemson's ACC Tournament History

Year	Site	W-L	Score	Opponent
1973	Chapel Hill, NC	W	10-6	Wake Forest
	Chapel Hill, NC	W	3-1	Virginia
	Chapel Hill, NC	L	4-8	N.C. State
	Chapel Hill, NC	L ⁽¹⁰⁾	2-3	N.C. State
1974	Raleigh, NC	W	6-4	North Carolina
	Raleigh, NC	L	2-3	Virginia
	Raleigh, NC	W	9-6	Virginia
	Raleigh, NC	W	12-5	N.C. State
	Raleigh, NC	L	6-8	N.C. State
1975	Chapel Hill, NC	L	2-7	North Carolina
	Chapel Hill, NC	W	15-1	Wake Forest
	Chapel Hill, NC	W	7-6	North Carolina
	Chapel Hill, NC	L	2-3	N.C. State
1976	Clemson, SC	W	2-0	Wake Forest
	Clemson, SC	W	2-1	Maryland
	Clemson, SC	W	3-2	Maryland
1977	Clemson, SC	W	10-3	N.C. State
	Clemson, SC	L	4-5	Wake Forest
	Clemson, SC	W	14-6	N.C. State
	Clemson, SC	L	9-22	Wake Forest
1978	Clemson, SC	W	12-1	N.C. State
	Clemson, SC	W	13-0	Duke
1980	Clemson, SC	W	7-2	Wake Forest
	Raleigh, NC	W	4-0	Wake Forest
	Raleigh, NC	W	9-4	Maryland
	Raleigh, NC	W	5-4	N.C. State
	Raleigh, NC	W	12-3	North Carolina
1981	Chapel Hill, NC	W ⁽¹⁰⁾	7-6	Georgia Tech
	Chapel Hill, NC	L	0-1	Duke
	Chapel Hill, NC	W ⁽¹⁰⁾	6-5	Wake Forest
	Chapel Hill, NC	W	7-4	North Carolina
	Chapel Hill, NC	W	9-2	Duke
	Chapel Hill, NC	W	7-5	North Carolina
	Chapel Hill, NC	W	10-9	Duke
1982	Chapel Hill, NC	W	16-2	Georgia Tech
	Chapel Hill, NC	L	4-6	Virginia
	Chapel Hill, NC	L	0-3	North Carolina
	Chapel Hill, NC	W	12-5	Virginia
1983	Chapel Hill, NC	W	8-1	N.C. State
	Chapel Hill, NC	L	5-6	North Carolina
	Chapel Hill, NC	W	14-7	Duke
	Chapel Hill, NC	W	5-2	North Carolina
	Chapel Hill, NC	L	1-10	North Carolina
	Durham, NC	L	5-8	Duke
	Durham, NC	W	7-6	Virginia
1984	Durham, NC	W	12-1	Maryland
	Durham, NC	L	6-7	North Carolina
	Atlanta, GA	W	17-12	Maryland
	Atlanta, GA	W	3-2	North Carolina
1985	Atlanta, GA	L	9-12	Georgia Tech
	Atlanta, GA	W	10-8	Virginia
	Atlanta, GA	L	5-7	Georgia Tech
	Durham, NC	W ⁽¹⁴⁾	6-5	Wake Forest
	Durham, NC	L	5-16	Georgia Tech
1986	Durham, NC	W ⁽¹⁰⁾	7-2	Maryland
	Durham, NC	L	4-6	N.C. State
	Greenville, SC	W	11-4	Wake Forest
	Greenville, SC	W	9-4	North Carolina
1987	Greenville, SC	W	8-0	N.C. State
	Greenville, SC	L	1-7	Georgia Tech
	Greenville, SC	L	7-11	N.C. State
	Greenville, SC	W	9-1	Duke
	Greenville, SC	L	0-1	North Carolina
1988	Greenville, SC	W	9-0	Maryland
	Greenville, SC	W	5-4	North Carolina
	Greenville, SC	L	6-7	North Carolina
	Greenville, SC	W	8-0	Maryland
	Greenville, SC	W	9-3	Georgia Tech
1989	Greenville, SC	W	5-4	North Carolina
	Greenville, SC	W	9-2	N.C. State
	Greenville, SC	W	12-4	North Carolina
	Greenville, SC	W	13-3	Duke
1990	Greenville, SC	W	7-3	Virginia
	Greenville, SC	L	1-3	North Carolina
	Greenville, SC	L	5-6	N.C. State
	Greenville, SC	L	5-6	N.C. State

Records By Site & Opponent

Site	Years	W-L	Runs	Titles	Team	W-L	Runs
Atlanta, GA	1	3-2	44-41	0	Boston College	0-0	0-0
Clemson, SC	3	8-2	76-42	2	Duke	8-4	91-51
Chapel Hill, NC	5	17-9	168-111	1	Florida State	8-10	85-91
Durham, NC	6	8-12	105-124	0	Georgia Tech	15-9	198-155
Fort Mill, SC	2	4-4	55-49	0	Maryland	12-0	104-30
Greensboro, NC	1	1-2	25-25	0	Miami (FL)	2-1	15-12
Greenville, SC	9	35-12	349-196	4	North Carolina	16-11	138-129
Jacksonville, FL	4	9-6	89-73	1	N.C. State	17-11	212-151
Raleigh, NC	2	7-2	65-37	1	Virginia	10-7	100-84
Saint Petersburg, FL	2	6-4	58-56	0	Virginia Tech	0-1	8-9
Salem, VA	2	2-4	37-41	0	Wake Forest	12-5	120-83
Totals	37	100-59	1071-795	9	Totals	100-59	1071-795
1991 Greenville, SC	W	13-1	Maryland	2004 Salem, VA	W	7-6	North Carolina
1991 Greenville, SC	W	7-2	Wake Forest	Salem, VA	L ⁽¹³⁾	7-11	Georgia Tech
1991 Greenville, SC	W	6-5	Georgia Tech	Salem, VA	W	12-1	N.C. State
1991 Greenville, SC	W ⁽¹¹⁾	7-4	Virginia	Salem, VA	L	5-6	North Carolina
1992 Greenville, SC	W	24-8	Georgia Tech	2005 Jacksonville, FL	L	1-8	Virginia
1992 Greenville, SC	W ⁽¹⁰⁾	3-2	Virginia	Jacksonville, FL	W	9-1	Miami (FL)
1992 Greenville, SC	W	5-2	Florida State	Jacksonville, FL	W	5-4	N.C. State
1992 Greenville, SC	L	1-11	N.C. State	Jacksonville, FL	L	4-5	Virginia
1992 Greenville, SC	W	5-4	Georgia Tech	2006 Jacksonville, FL	W ⁽⁷⁾	13-1	Wake Forest
1992 Greenville, SC	W	11-0	Florida State	Jacksonville, FL	W	3-2	Georgia Tech
1992 Greenville, SC	L	3-7	N.C. State	Jacksonville, FL	L ⁽¹⁰⁾	7-8	Georgia Tech
1993 Greenville, SC	W	4-2	Duke	Jacksonville, FL	W	16-11	Georgia Tech
1993 Greenville, SC	W	6-1	Florida State	Jacksonville, FL	W	8-4	N.C. State
1993 Greenville, SC	W	9-8	Georgia Tech	2007 Jacksonville, FL	W ⁽¹³⁾	5-4	Miami (FL)
1993 Greenville, SC	W	7-4	North Carolina	Jacksonville, FL	L	2-3	Wake Forest
1993 Greenville, SC	L	5-7	Florida State	Jacksonville, FL	W	5-1	Florida State
1994 Greenville, SC	W	11-7	N.C. State	2008 Jacksonville, FL	L	1-7	Miami (FL)
1994 Greenville, SC	W	7-1	Maryland	Jacksonville, FL	L ⁽⁷⁾	0-10	N.C. State
1994 Greenville, SC	W	17-5	N.C. State	Jacksonville, FL	W	10-4	Georgia Tech
1994 Greenville, SC	W	9-6	Georgia Tech	2009 Durham, NC	L	5-6	Virginia
1994 Greenville, SC	L	4-10	Florida State	Durham, NC	L	4-10	Duke
1995 Greenville, SC	W	4-1	Florida State	Durham, NC	W ⁽¹¹⁾	4-3	North Carolina
1995 Greenville, SC	W	10-0	Maryland	2010 Greensboro, NC	L	8-13	N.C. State
1995 Greenville, SC	W	6-4	North Carolina	Greensboro, NC	L	8-9	Virginia Tech
1995 Greenville, SC	W	11-0	Florida State	Greensboro, NC	W	9-3	Georgia Tech
1995 Greenville, SC	W	16-7	N.C. State	Totals	100-59 (.629)	37 Tournaments	
1995 Greenville, SC	L	2-12	Florida State	Note: Championship-clinching wins in bold .			
1995 Greenville, SC	L	2-8	Florida State				
1996 Chapel Hill, NC	W	6-1	Duke				
1996 Chapel Hill, NC	W	6-1	Georgia Tech				
1996 Durham, NC	L	2-4	Virginia				
1996 Durham, NC	L	1-2	Florida State				
1997 Saint Petersburg, FL	W	8-6	Wake Forest				
1997 Saint Petersburg, FL	W	7-4	Georgia Tech				
1997 Saint Petersburg, FL	L	4-8	Florida State				
1997 Saint Petersburg, FL	W ⁽¹⁰⁾	11-6	N.C. State				
1997 Saint Petersburg, FL	L	0-10	Florida State				
1998 Durham, NC	L	1-4	North Carolina				
1998 Durham, NC	L	6-10	Georgia Tech				
1999 Durham, NC	W	7-6	N.C. State				
1999 Durham, NC	L	3-6	Wake Forest				
1999 Durham, NC	W	7-6	Maryland				
1999 Durham, NC	W	8-7	Florida State				
1999 Durham, NC	L	5-9	Wake Forest				
2000 Fort Mill, SC	W	9-5	Virginia				
2000 Fort Mill, SC	W	8-4	Florida State				
2000 Fort Mill, SC	L	8-9	Georgia Tech				
2000 Fort Mill, SC	W	12-5	Virginia				
2000 Fort Mill, SC	L	4-8	Georgia Tech				
2001 Fort Mill, SC	L	3-7	Virginia				
2001 Fort Mill, SC	W	7-6	North Carolina				
2001 Fort Mill, SC	L	4-5	Florida State				
2002 Saint Petersburg, FL	W	10-0	Georgia Tech				
2002 Saint Petersburg, FL	L	4-9	Florida State				
2002 Saint Petersburg, FL	W	5-3	N.C. State				
2002 Saint Petersburg, FL	W	8-6	Wake Forest				
2002 Saint Petersburg, FL	L	1-4	Florida State				
2003 Salem, VA	L	2-10	North Carolina				
2003 Salem, VA	L	4-7	Duke				

Clemson's NCAA Tournament History

Year	Site	W-L	Score	Opponent
1947	Charlotte, NC	L	2-8	Alabama
	Charlotte, NC	W	8-3	Auburn
	Charlotte, NC	W	1-0	Alabama
	Charlotte, NC	W	4-1	Alabama
	New Haven, CT	L	3-7	Yale
1950	Kannapolis, NC	L	1-6	Alabama
	Kannapolis, NC	L	2-4	Kentucky
1958	Gastonia, NC	L	6-8	Florida
	Gastonia, NC	W	4-2	George Washington
	Gastonia, NC	W ⁽¹⁰⁾	8-5	Florida State
	Gastonia, NC	W	15-14	Florida
	Gastonia, NC	W	3-1	Florida
	* Omaha, NE	W	3-1	Arizona
	* Omaha, NE	L	4-17	Holy Cross
	* Omaha, NE	L	3-5	Western Michigan
1959	Gastonia, NC	W	9-6	Georgia Tech
	Gastonia, NC	W	24-2	Florida State
	Gastonia, NC	W	5-0	Florida State
	* Omaha, NE	L ⁽¹²⁾	2-3	Arizona
	* Omaha, NE	W	7-1	Colorado State
	* Omaha, NE	L	0-7	Penn State
1967	Gastonia, NC	L	3-5	Florida State
	Gastonia, NC	W	5-0	West Virginia
	Gastonia, NC	W	6-4	Florida State
	Gastonia, NC	W	3-2	Auburn
	Gastonia, NC	L ⁽¹³⁾	5-6	Auburn
1975	Ypsilanti, MI	L	3-5	Eastern Michigan
	Ypsilanti, MI	L	4-5	Penn State
1976	Columbia, SC	W	13-2	Furman
	Columbia, SC	W	10-4	South Carolina
	Columbia, SC	W	6-2	Furman
	* Omaha, NE	W	9-4	Auburn
	* Omaha, NE	L ⁽¹⁰⁾	2-3	Eastern Michigan
	* Omaha, NE	L	6-10	Arizona
1977	Coral Gables, FL	W	8-7	Mississippi
	Coral Gables, FL	W	7-2	Miami (FL)
	Coral Gables, FL	L	3-10	Miami (FL)
	Coral Gables, FL	W	10-9	Miami (FL)
	* Omaha, NE	L	7-10	Arizona State
	* Omaha, NE	W	13-4	Temple
	* Omaha, NE	L	0-1	Cal State Los Angeles
1978	Coral Gables, FL	W	8-5	Miami (FL)
	Coral Gables, FL	L	3-9	Marshall
	Coral Gables, FL	L	5-7	Miami (FL)
1979	Coral Gables, FL	W	8-4	Georgia Southern
	Coral Gables, FL	L	1-2	Miami (FL)
	Coral Gables, FL	W	2-0	Georgia Southern
	Coral Gables, FL	L	1-4	Miami (FL)
1980	Clemson, SC	W	22-4	East Tennessee State
	Clemson, SC	W	6-2	South Carolina
	Clemson, SC	W	17-12	South Carolina
	* Omaha, NE	L	5-13	Miami (FL)
	* Omaha, NE	L	4-6	California
1981	Clemson, SC	L	2-7	Wichita State
	Clemson, SC	L	1-2	East Tennessee State
1987	Huntsville, AL	W	8-0	West Virginia
	Huntsville, AL	W	6-3	Seton Hall
	Huntsville, AL	L	5-6	Arkansas
	Huntsville, AL	W	6-3	Auburn
	Huntsville, AL	L	2-4	Arkansas
1988	New Britain, CT	W ⁽¹⁹⁾	3-2	Fordham
	New Britain, CT	L	1-6	Rutgers
	New Britain, CT	W	11-1	Saint John's
	New Britain, CT	L	7-8	Kentucky
1989	Tallahassee, FL	W	6-2	Stetson
	Tallahassee, FL	L	7-14	Auburn
	Tallahassee, FL	W	13-5	Stetson
	Tallahassee, FL	W	11-1	Auburn
	Tallahassee, FL	L	1-8	Florida State
1990	Austin, TX	L	6-9	Creighton
	Austin, TX	W	8-5	Texas-Arlington
	Austin, TX	L	3-4	Creighton
1991	Orono, ME	W	13-5	Princeton
	Orono, ME	W	8-3	Villanova
	Orono, ME	W	10-9	Mississippi State
	Orono, ME	W	13-5	Maine
	* Omaha, NE	L	4-8	Creighton
	* Omaha, NE	L	11-12	Long Beach State

1992	Starkville, MS	W	8-4	Yale
	Starkville, MS	L	5-6	UCLA
	Starkville, MS	L	6-7	Oklahoma
1993	Knoxville, TN	W	7-3	Rutgers
	Knoxville, TN	W	10-3	Fresno State
	Knoxville, TN	L	4-11	Fresno State
	Knoxville, TN	L	1-9	Kansas
1994	Clemson, SC	W	5-1	The Citadel
	Clemson, SC	L	1-8	Notre Dame
	Clemson, SC	W	6-1	Old Dominion
	Clemson, SC	L	5-11	Auburn
1995	Clemson, SC	W	8-4	Navy
	Clemson, SC	W	11-5	Jacksonville
	Clemson, SC	W	9-5	Winthrop
	Clemson, SC	W	7-4	Alabama
	* Omaha, NE	L	1-3	Tennessee
	* Omaha, NE	L	3-8	Stanford
1996	Clemson, SC	W	9-1	Charleston Southern
	Clemson, SC	W	5-1	Old Dominion
	Clemson, SC	W	6-3	West Virginia
	Clemson, SC	W	12-5	Tennessee
	* Omaha, NE	L	3-7	Miami (FL)
	* Omaha, NE	W ⁽¹⁰⁾	8-5	Oklahoma State
	* Omaha, NE	W	14-13	Alabama
	* Omaha, NE	L	5-14	Miami (FL)
1997	Lubbock, TX	W	13-9	Nevada
	Lubbock, TX	L	6-10	Rice
	Lubbock, TX	L	7-12	Texas State
1998	Clemson, SC	W	12-3	The Citadel
	Clemson, SC	L ⁽¹⁶⁾	1-2	South Alabama
	Clemson, SC	L	5-8	Southern California
1999	Fayetteville, AR	L	5-23	Missouri State
	Fayetteville, AR	W	17-3	Delaware
	Fayetteville, AR	W	12-4	Arkansas
	Fayetteville, AR	W	8-7	Missouri State
	Fayetteville, AR	W	7-5	Missouri State
	College Station, TX	L	3-20	Texas A&M
	College Station, TX	W	10-3	Texas A&M
	College Station, TX	L	4-5	Texas A&M
2000	Clemson, SC	W	4-0	Middle Tennessee
	Clemson, SC	W	9-3	Illinois
	Clemson, SC	W	21-3	Middle Tennessee
	Clemson, SC	W	11-4	Mississippi State
	Clemson, SC	W	9-4	Mississippi State
	* Omaha, NE	W	10-6	San Jose State
	* Omaha, NE	L	4-10	Stanford
	* Omaha, NE	L	4-5	Louisiana-Lafayette
2001	Clemson, SC	W	4-1	William & Mary
	Clemson, SC	W	24-4	Seton Hall
	Clemson, SC	W	8-2	Seton Hall
	Coral Gables, FL	L	8-10	Miami (FL)
	Coral Gables, FL	L	6-14	Miami (FL)
2002	Clemson, SC	W	15-1	Georgia Southern
	Clemson, SC	W	4-2	East Carolina
	Clemson, SC	W	21-1	East Carolina
	Clemson, SC	L	6-9	Arkansas
	Clemson, SC	W	8-7	Arkansas
	Clemson, SC	W	7-4	Arkansas
	* Omaha, NE	W	11-10	Nebraska
	* Omaha, NE	W	9-7	Georgia Tech
	* Omaha, NE	L	4-12	South Carolina
	* Omaha, NE	L	2-10	South Carolina
2003	Auburn, AL	L	8-10	Ohio State
	Auburn, AL	W ⁽¹⁰⁾	7-6	Princeton
	Auburn, AL	L	0-15	Auburn
2004	Athens, GA	W	10-6	Birmingham-Southern
	Athens, GA	L	3-6	Georgia
	Athens, GA	W	5-4	Birmingham-Southern
	Athens, GA	W	10-9	Georgia
	Athens, GA	L ⁽¹⁰⁾	6-7	Georgia
2005	Clemson, SC	W	12-2	North Carolina A&T
	Clemson, SC	W	6-0	College of Charleston
	Clemson, SC	W	8-3	Oral Roberts
	Waco, TX	W	4-2	Baylor
	Waco, TX	L	1-7	Baylor
	Waco, TX	L	1-6	Baylor
2006	Clemson, SC	W	3-0	North Carolina-Asheville
	Clemson, SC	W	13-3	Elon
	Clemson, SC	W	8-6	Mississippi State

NCAA Tournament Records

NCAA Tournament Appearances

Rk	Team	App.
1.	Texas	54
2.	Florida State	48
3.	Miami (FL)	39
4.	Oklahoma State	37
5.	Southern California	36
6.	Clemson	35
7.	Arizona State	34
8.	Cal State Fullerton	32
	Oklahoma	32
	Saint John's	32

Consecutive NCAA Tournament Appearances

Rk	Team	App.	Years
1.	Miami (FL)	38	1973-10
2.	Florida State	33	1978-10
3.	Clemson	21	1987-07
4.	Oklahoma State	19	1981-99
	Cal State Fullerton	19	1992-10
6.	Texas	18	1979-96
7.	Louisiana State	17	1989-05
8.	Rice	16	1995-10
9.	Northern Colorado	15	1952-66
10.	Georgia Tech	14	1985-98
	Wichita State	14	1987-00

College World Series Appearances

Rk	Team	App.
1.	Texas	33
2.	Miami (FL)	23
3.	Arizona State	22
4.	Southern California	21
5.	Florida State	20
6.	Oklahoma State	19
7.	Cal State Fullerton	16
	Stanford	16
9.	Arizona	15
	Louisiana State	15
11.	Clemson	12
12.	Northern Colorado	10
	Oklahoma	10
14.	South Carolina	9

	Clemson, SC	W	11-8	Oral Roberts
	Clemson, SC	W	6-5	Oral Roberts
	* Omaha, NE	W	8-4	Georgia Tech
	* Omaha, NE	L	0-2	North Carolina
	* Omaha, NE	L	6-7	Cal State Fullerton
2007	Myrtle Beach, SC	W	3-2	Saint John's
	Myrtle Beach, SC	W	11-8	Coastal Carolina
	Myrtle Beach, SC	W	15-3	Coastal Carolina
	Starkville, MS	L	6-8	Mississippi State
	Starkville, MS	L	5-8	Mississippi State
2009	Clemson, SC	W	5-4	Tennessee Tech
	Clemson, SC	L	2-3	Oklahoma State
	Clemson, SC	W	10-0	Tennessee Tech
	Clemson, SC	W	15-1	Oklahoma State
	Clemson, SC	W	6-5	Oklahoma State
	Tempe, AZ	L	4-7	Arizona State
	Tempe, AZ	L	2-8	Arizona State
2010	Auburn, AL	W	10-1	Southern Mississippi
	Auburn, AL	W	5-2	Auburn
	Auburn, AL	L	10-11	Auburn
	Auburn, AL	W	13-7	Auburn
	Clemson, SC	L	4-5	Alabama
	Clemson, SC	W	19-5	Alabama
	Clemson, SC	W	8-6	Alabama
	* Omaha, NE	W	6-3	Arizona State
	* Omaha, NE	W	6-4	Oklahoma
	* Omaha, NE	L	1-5	South Carolina
	* Omaha, NE	L	3-4	South Carolina

Totals 108-77 (.584) 35 Tournaments

* - College World Series; ^ - play-in game (not counted as an NCAA Tournament game); Note: Championship-clinching wins in **bold**.

2010 Clemson Overall Stats



2010 Clemson Baseball Overall Statistics for Clemson (as of Jun 27, 2010) (All games Sorted by Batting avg)

Record: 45-25 Home: 29-9 Away: 10-11 Neutral: 6-5 ACC: 18-12

Player	avg	gp-gs	ab	r	h	2b	3b	hr	rbi	tb	slg%	bb	hp	so	gdp	ob%	sf	sh	sb-att	po	a	e	fld%
13 Brad Miller	.357	69-69	252	71	90	19	4	8	49	141	.560	50	2	43	3	.458	6	3	9-11	99	171	32	.894
4 John Hinson	.351	67-57	251	60	88	9	1	17	75	150	.598	26	2	48	1	.410	4	1	25-30	36	95	11	.923
11 Kyle Parker	.344	67-67	247	85	85	15	1	20	64	162	.656	56	9	60	4	.478	2	0	4-6	144	6	2	.987
5 Mike Freeman	.331	69-69	299	68	99	24	1	8	57	149	.498	33	4	57	3	.397	7	2	11-12	143	211	9	.975
3 Jeff Schaus	.320	70-70	284	69	91	14	2	15	87	154	.542	32	8	26	3	.397	6	1	9-10	94	4	5	.951
12 Wilson Boyd	.301	65-62	229	47	69	14	0	5	46	98	.428	42	1	34	3	.407	3	1	2-6	111	0	2	.982
26 Chris Epps	.221	56-41	172	45	38	8	1	3	16	57	.331	46	2	59	2	.389	1	0	16-23	71	2	1	.986
<hr/>																							
8 Richie Shaffer	.323	48-44	158	45	51	11	0	7	36	83	.525	18	7	36	1	.409	3	0	2-2	307	20	0	1.000
30 Will Lamb	.289	52-42	173	42	50	6	2	4	36	72	.416	23	4	30	0	.381	2	4	14-14	262	16	6	.979
22 Spencer Kieboom	.263	30-13	57	10	15	5	0	0	10	20	.351	6	0	7	4	.333	0	2	0-0	113	11	1	.992
18 Addison Johnson	.256	54-17	82	16	21	1	2	2	14	32	.390	16	3	17	3	.392	1	1	8-8	59	0	2	.967
17 John Nester	.245	52-41	143	20	35	9	0	2	24	50	.350	20	7	33	1	.356	4	2	2-3	277	27	7	.977
2 Jason Stolz	.222	37-22	81	10	18	3	0	1	14	24	.296	3	3	20	1	.270	2	2	4-6	16	49	7	.903
9 Phil Pohl	.212	35-17	66	12	14	7	1	1	19	26	.394	4	7	18	0	.321	1	0	0-1	114	13	3	.977
37 Kevin Caughman	.000	4-0	2	0	0	0	0	0	0	0	.000	0	1	0	2	.333	0	0	0-0	0	0	0	.000
Totals	.306	70	2496	600	764	145	15	93	547	1218	.488	375	60	488	31	.403	42	19	106-132	1878	712	100	.963
Opponents	.279	70	2454	385	684	125	11	72	353	1047	.427	230	53	486	66	.350	22	39	61-81	1823	659	101	.961

LOB - Team (569), Opp (535). DPs turned - Team (81), Opp (49).

(All games Sorted by Earned run avg)

Player	era	w-l	app	gs	cg	sho	sv	ip	h	r	er	bb	so	2b	3b	hr	b/avg	wp	hp	bk	sfa	sha
36 Casey Harman	3.79	8-4	19	19	1	0/2	0	121.0	115	58	51	34	105	21	3	16	.249	4	12	0	4	7
33 Scott Weismann	4.90	9-2	19	18	0	0/0	0	97.1	102	65	53	34	73	22	1	15	.268	4	3	1	4	5

32 Kevin Kyle	3.00	0-1	13	0	0	0/0	0	12.0	10	8	4	5	5	1	0	2	.222	0	3	0	0	0
20 Scott Firth	3.58	2-1	16	4	0	0/0	0	32.2	43	21	13	12	25	7	0	3	.312	2	3	1	1	2
39 Alex Frederick	3.75	7-2	33	1	0	0/0	4	62.1	63	28	26	28	54	7	1	6	.272	6	4	0	2	4
19 Kevin Brady	4.58	1-0	22	2	0	0/0	1	37.1	47	23	19	8	45	8	0	2	.315	1	3	0	1	2
29 David Haselden	4.61	4-4	22	1	0	0/1	2	41.0	47	24	21	13	29	10	0	6	.285	2	5	1	1	3
42 Josh Thrailkill	4.63	0-0	10	0	0	0/0	0	11.2	12	7	6	1	12	2	0	2	.261	1	1	0	0	1
6 Dominic Leone	4.78	3-2	22	10	0	0/1	0	58.1	69	41	31	22	40	13	2	2	.292	6	9	2	2	4
30 Will Lamb	5.02	4-4	18	10	0	0/0	2	52.0	57	34	29	25	30	13	1	6	.286	3	6	0	1	6
44 Tomas Cruz	5.36	3-3	24	0	0	0/1	3	40.1	48	24	24	18	27	7	1	3	.304	4	2	0	2	4
51 Joseph Moorefield	5.79	0-0	6	0	0	0/0	0	4.2	5	3	3	5	4	2	0	0	.313	0	0	0	3	0
28 Jonathan Meyer	5.90	2-1	20	0	0	0/0	2	29.0	34	20	19	8	23	8	1	4	.283	2	1	0	1	1
15 Mike Kent	7.80	1-1	6	2	0	0/0	0	15.0	15	14	13	10	8	2	0	3	.254	1	0	0	0	0
23 Justin Sarratt	11.12	1-0	6	3	0	0/1	0	11.1	17	15	14	7	6	2	1	2	.340	2	1	0	0	0
Totals	4.69	45-25	70	70	1	2/2	14	626.0	684	385	326	230	486	125	11	72	.279	38	53	5	22	39
Opponents	7.76	25-45	70	70	2	0/0	9	607.2	764	600	524	375	488	145	15	93	.306	82	60	22	42	19

PB - Team (9), NESTER 6, POHL 2, KIEBOOM 1, Opp (22). Pickoffs - Team (10), FREDERICK 3, BRADY 2, WEISMANN 2, SARRATT 1, NESTER 1, HARMAN 1, Opp (21).

2010 Clemson ACC Regular-Season Stats



2010 Clemson Baseball Overall Statistics for Clemson (as of May 22, 2010) (ACC Regular-Season Games Sorted by Batting avg)



Record: 18-12 Home: 12-3 Away: 6-9 ACC: 18-12

Player	avg	gp-gs	ab	r	h	2b	3b	hr	rbi	tb	slg%	bb	hp	so	gdp	ob%	sf	sh	sb-att	po	a	e	fld%
13 Brad Miller	.402	30-30	102	31	41	6	2	5	21	66	.647	30	1	20	0	.533	2	1	5-6	44	66	10	.917
11 Kyle Parker	.356	27-27	101	34	36	9	0	8	26	69	.683	21	4	27	2	.480	1	0	1-1	68	1	0	1.000
4 John Hinson	.301	30-27	123	25	37	7	0	3	27	53	.431	10	0	25	0	.346	3	0	11-14	14	54	5	.932
30 Will Lamb	.291	23-19	79	17	23	3	1	0	17	28	.354	11	1	19	0	.385	0	3	5-5	132	3	3	.978
12 Wilson Boyd	.287	28-27	101	20	29	3	0	2	21	38	.376	17	1	14	1	.385	3	0	1-2	50	0	1	.980
17 John Nester	.284	24-23	81	9	23	5	0	1	16	31	.383	13	4	16	1	.404	1	1	2-3	152	16	2	.988
3 Jeff Schaus	.280	30-30	125	30	35	2	1	6	31	57	.456	13	2	11	0	.357	0	0	3-3	42	3	4	.918
5 Mike Freeman	.271	30-30	129	25	35	9	0	2	19	50	.388	13	1	24	2	.333	4	0	4-4	71	93	4	.976
26 Chris Epps	.173	22-18	75	16	13	4	0	0	5	17	.227	21	2	30	2	.367	0	0	6-10	26	0	1	.963

22 Spencer Kieboom	.500	4-0	4	2	2	0	0	0	0	2	.500	1	0	1	0	.600	0	0	0-0	7	0	0	1.000
2 Jason Stolz	.370	11-7	27	4	10	0	0	0	5	10	.370	0	0	6	0	.357	1	0	3-3	7	12	4	.826
8 Richie Shaffer	.320	15-15	50	10	16	4	0	0	8	20	.400	4	2	19	0	.386	1	0	1-1	92	4	0	1.000
18 Addison Johnson	.300	23-10	40	7	12	1	2	0	9	17	.425	8	2	10	1	.431	1	0	4-4	31	0	1	.969
9 Phil Pohl	.172	13-8	29	4	5	2	0	0	8	7	.241	2	4	9	0	.306	1	0	0-1	48	8	0	1.000
37 Kevin Caughman	.000	1-0	0	0	0	0	0	0	0	0	.000	0	1	0	0	1.000	0	0	0-0	0	0	0	.000
Totals	.297	30	1066	234	317	55	6	27	213	465	.436	164	25	231	9	.397	18	5	46-57	795	293	38	.966
Opponents	.290	30	1041	182	302	54	5	34	167	468	.450	102	20	196	28	.361	11	20	28-39	783	246	37	.965

LOB - Team (261), Opp (217). DPs turned - Team (33), Opp (14).

(ACC Regular-Season Games Sorted by Earned run avg)

Player	era	w-l	app	gs	cg	sho	sv	ip	h	r	er	bb	so	2b	3b	hr	b/avg	wp	hp	bk	sfa	sha
39 Alex Frederick	4.50	4-1	14	0	0	0/0	1	30.0	29	16	15	17	22	4	1	2	.266	4	2	0	1	2
36 Casey Harman	4.55	4-2	10	10	0	0/1	0	63.1	60	35	32	18	50	12	1	10	.247	2	6	0	3	3
33 Scott Weismann	5.66	3-2	10	10	0	0/0	0	55.2	59	39	35	21	43	14	0	10	.276	3	1	0	2	3

51 Joseph Moorefield	0.00	0-0	1	0	0	0/0	0	0.1	0	0	0	2	0	0	0	0		0	0	0	1	0
32 Kevin Kyle	2.45	0-0	5	0	0	0/0	0	3.2	4	5	1	2	0	0	0	2	.250	0	1	0	0	0
28 Jonathan Meyer	4.66	1-0	7	0	0	0/0	1	9.2	12	6	5	2	6	1	0	1	.308	1	1	0	1	1
6 Dominic Leone	5.40	1-1	7	4	0	0/0	0	21.2	26	18	13	8	14	4	1	0	.306	1	3	1	1	2
29 David Haselden	5.40	1-2	11	0	0	0/1	2	20.0	29	12	12	6	13	6	0	2	.337	0	2	1	0	1
15 Mike Kent	5.79	0-0	2	0	0	0/0	0	4.2	3	3	3	2	4	0	0	1	.188	0	0	0	0	0
30 Will Lamb	6.84	2-4	8	6	0	0/0	1	25.0	32	22	19	14	13	4	1	3	.323	1	3	0	1	4
44 Tomas Cruz	7.08	2-0	11	0	0	0/0	2	20.1	30	16	16	8	18	6	1	2	.349	3	0	0	1	2
42 Josh Thrailkill	8.31	0-0	4	0	0	0/0	0	4.1	7	4	4	1	6	2	0	1	.350	1	0	0	0	0
19 Kevin Brady	8.44	0-0	5	0	0	0/0	0	5.1	9	5	5	0	5	1	0	0	.391	0	1	0	0	2
20 Scott Firth	9.00	0-0	1	0	0	0/0	0	1.0	2	1	1	1	2	0	0	0	.400	0	0	0	0	0
Totals	5.47	18-12	30	30	0	1/1	7	265.0	302	182	161	102	196	54	5	34	.290	16	20	2	11	20
Opponents	7.00	12-18	30	30	1	0/0	4	261.0	317	234	203	164	231	55	6	27	.297	33	25	5	18	5

PB - Team (3), NESTER 2, POHL 1, Opp (8). Pickoffs - Team (4), FREDERICK 2, NESTER 1, WEISMANN 1, Opp (10).

2010 Clemson Results

**45-25 Overall, 18-12 ACC Regular Season, 1-2 ACC Tournament, 7-4 NCAA Tournament,
29-9 Home, 10-11 Away, 6-5 Neutral, 29-9 Day, 16-16 Night, 6-11 One-Run Games, 2-3 Extra Innings, 13-12 vs. Top-25 Teams**

Date	Opponent (Rank)	W-L	Score	Site	CU Rank	Clemson Pitcher	Opp. Pitcher	Time	CU R-H-E	Opp. R-H-E	Attendance
2-19	Miami (OH)	W	11 - 0	H	15 - 16 - 15	• Harman (1-0)	• Melling (0-1)	2:36	11 - 13 - 0	0 - 2 - 1	5,915
2-20	# Michigan State	W	10 - 2	N1	15 - 16 - 15	• Weismann (1-0)	• Bucciferro (0-1)	2:37	10 - 10 - 1	2 - 8 - 1	3,563
2-21	Furman	W	8 - 5	H	15 - 16 - 15	• Brady (1-0)	• Benton (0-1)	2:42	8 - 10 - 2	5 - 7 - 6	5,539
2-26	Wright State	W	4 - 3	H	15 - 15 - 15	• Harman (2-0)	• Kaminsky (0-1)	2:54	4 - 6 - 2	3 - 9 - 1	3,884
2-27	Wright State	W	8 - 6	H	15 - 15 - 15	• Haselden (1-0)	• Schum (0-2)	2:36	8 - 9 - 3	6 - 6 - 3	4,690
2-28	Wright State	W	12 - 6	H	15 - 15 - 15	• Lamb (1-0)	• Friedman (0-1)	3:17	12 - 12 - 2	6 - 13 - 2	4,027
3-3	Dayton	W ⁽¹⁰⁾	6 - 5	H	13 - 12 - 9	Cruz (1-0)	• Mitchem (0-3)	3:14	6 - 13 - 3	5 - 6 - 2	3,268
3-5	South Carolina (15-22-23)	W	4 - 3	^H	13 - 12 - 9	Haselden (2-0)	Roth (0-1)	2:28	4 - 8 - 0	3 - 8 - 0	6,346
3-6	# South Carolina (15-22-23)	L	5 - 7	N1	13 - 12 - 9	Cruz (1-1)	Price (1-0)	3:15	5 - 8 - 0	7 - 9 - 1	7,105
3-7	South Carolina (15-22-23)	W	19 - 6	A	13 - 12 - 9	• Weismann (2-0)	• Webb (0-1)	3:23	19 - 14 - 2	6 - 10 - 3	8,214
3-11	Gardner-Webb	W	13 - 2	H	12 - 13 - 7	• Saratt (1-0)	• Scarborough (0-2)	2:47	13 - 12 - 3	2 - 7 - 5	3,111
3-13	* N.C. State ⁽¹⁾	W	12 - 7	H	12 - 13 - 7	• Harman (3-0)	• Mazzoni (2-1)	2:59	12 - 13 - 3	7 - 10 - 3	-----
3-13	* N.C. State ⁽²⁾	W	12 - 6	H	12 - 13 - 7	Leone (1-0)	Tzamtzis (1-1)	3:23	12 - 10 - 2	6 - 12 - 2	4,895
3-14	* N.C. State	W	7 - 6	H	12 - 13 - 7	Meyer (1-0)	Sasser (2-1)	2:59	7 - 9 - 1	6 - 6 - 1	3,663
3-16	Charlotte	L	10 - 11	A	11 - 10 - 7	Cruz (1-2)	Lawson (1-0)	3:27	10 - 9 - 2	11 - 11 - 2	1,832
3-17	Georgia Southern	W	22 - 6	^H	11 - 10 - 7	Kent (1-0)	• Beck (0-3)	3:30	22 - 21 - 3	6 - 9 - 0	3,409
3-19	* Virginia Tech	W	3 - 0	^H	11 - 10 - 7	• Harman (4-0)	• Wright (2-3)	2:40	3 - 4 - 1	0 - 1 - 3	3,862
3-20	* Virginia Tech ⁽¹⁾	W	5 - 2	H	11 - 10 - 7	• Lamb (2-0)	• Hahn (4-1)	2:43	5 - 12 - 1	2 - 10 - 0	-----
3-20	* Virginia Tech ⁽²⁾	W	13 - 8	^H	11 - 10 - 7	• Weismann (3-0)	• Mantiply (2-1)	3:27	13 - 13 - 5	8 - 13 - 1	5,580
3-23	Elon	L	10 - 15	^H	12 - 6 - 5	Firth (0-1)	Ferrer (2-1)	3:30	10 - 12 - 5	15 - 16 - 2	3,496
3-24	Elon	L ⁽¹⁰⁾	3 - 4	^H	12 - 6 - 5	Meyer (1-1)	Girdwood (2-0)	3:00	3 - 6 - 1	4 - 10 - 1	3,851
3-26	* Virginia (1-2-2)	L	3 - 4	^A	12 - 6 - 5	Haselden (2-1)	Wilson (3-1)	2:53	3 - 9 - 1	4 - 9 - 0	2,305
3-27	* Virginia ⁽¹⁾ (1-2-2)	W	8 - 5	A	12 - 6 - 5	• Lamb (3-0)	Mayberry (0-1)	3:27	8 - 9 - 2	5 - 10 - 2	3,540
3-27	* Virginia ⁽²⁾ (1-2-2)	L	1 - 3	^A	12 - 6 - 5	• Weismann (3-1)	• Winiarski (3-0)	2:30	1 - 7 - 1	3 - 6 - 0	3,012
3-31	Coastal Carolina (14-15-15)	L ⁽¹¹⁾	3 - 4	^H	16 - 13 - 10	Haselden (2-2)	Fleet (3-1)	3:47	3 - 5 - 4	4 - 10 - 0	5,609
4-2	* Boston College	W	15 - 2	^H	16 - 13 - 10	• Harman (5-0)	• Dennhardt (1-5)	3:08	15 - 15 - 0	2 - 6 - 1	6,064
4-3	* Boston College	L	5 - 11	^H	16 - 13 - 10	• Lamb (3-1)	• Dean (5-0)	2:53	5 - 10 - 0	11 - 14 - 0	5,587
4-4	* Boston College	W	14 - 9	H	16 - 13 - 10	Haselden (3-2)	Moran (2-4)	3:36	14 - 14 - 0	9 - 14 - 2	3,925
4-6	Georgia	W	15 - 5	^A	16 - 15 - 11	• Leone (2-0)	• Swegman (0-2)	3:17	15 - 15 - 3	5 - 10 - 3	3,783
4-7	Georgia	W	14 - 6	^H	16 - 15 - 11	Meyer (2-1)	• Hawkins (0-2)	3:05	14 - 13 - 1	6 - 9 - 0	6,346
4-9	* Duke	L	9 - 10	^A2	16 - 15 - 11	Frederick (0-1)	Knott (2-0)	2:43	9 - 12 - 1	10 - 12 - 0	788
4-10	* Duke	W ⁽¹¹⁾	11 - 5	A2	16 - 15 - 11	Cruz (2-2)	Knott (2-1)	3:31	11 - 12 - 2	5 - 10 - 2	1,418
4-11	* Duke	L	2 - 7	A2	16 - 15 - 11	• Lamb (3-2)	• Bebout (4-0)	2:43	2 - 9 - 0	7 - 10 - 0	819
4-14	Western Carolina	L	5 - 7	^H	17 - 16 - 16	Kent (1-1)	Chilcoat (1-0)	3:08	5 - 4 - 1	7 - 11 - 1	3,990
4-16	* Georgia Tech (5-6-5)	L ⁽¹⁰⁾	6 - 8	^A	17 - 16 - 16	Haselden (3-3)	Robinson (4-0)	2:44	6 - 10 - 0	8 - 12 - 1	2,448
4-17	* Georgia Tech (5-6-5)	L	3 - 4	A	17 - 16 - 16	• Weismann (3-2)	• Cumpton (6-0)	2:14	3 - 9 - 0	4 - 9 - 2	2,491
4-18	* Georgia Tech (5-6-5)	L	3 - 11	A	17 - 16 - 16	• Lamb (3-3)	• Bradley (5-2)	2:51	3 - 8 - 1	11 - 17 - 0	2,687
4-21	South Carolina-Upstate	W	22 - 4	^H	NR - NR - 20	• Haselden (4-3)	• Brannon (2-7)	2:55	22 - 18 - 2	4 - 8 - 2	3,752
4-23	* North Carolina	L	3 - 5	^H	NR - NR - 20	• Harman (5-1)	• HARVEY (5-2)	2:39	3 - 6 - 1	5 - 9 - 0	5,391
4-24	* North Carolina ^a	W	10 - 6	H	NR - NR - 20	Frederick (1-1)	Morin (5-2)	2:58	10 - 13 - 0	6 - 13 - 1	5,118
4-25	* North Carolina	L	3 - 4	H	NR - NR - 20	Lamb (3-4)	• Johnson (4-3)	2:59	3 - 8 - 1	4 - 9 - 2	4,777
5-1	Florida Gulf Coast	L	2 - 4	^H	NR - NR - 25	Haselden (4-4)	• Sale (7-0)	2:40	2 - 6 - 0	4 - 12 - 2	4,017
5-2	Florida Gulf Coast ⁽¹⁾	W	9 - 3	H	NR - NR - 25	• Weismann (4-2)	• Erath (5-2)	2:51	9 - 12 - 0	3 - 9 - 1	-----
5-2	Florida Gulf Coast ⁽²⁾	W	7 - 6	H	NR - NR - 25	Frederick (2-1)	Barnes (2-2)	3:07	7 - 15 - 3	6 - 13 - 0	4,745
5-4	Florida Gulf Coast	W	14 - 2	H	NR - NR - 24	• Frederick (3-1)	• Nathanson (4-3)	2:53	14 - 15 - 3	2 - 6 - 1	4,056
5-7	* Maryland	W	18 - 6	^A	NR - NR - 24	• Harman (6-1)	• Harman (4-8)	3:05	18 - 18 - 1	6 - 12 - 1	541
5-8	* Maryland	W	12 - 8	A	NR - NR - 24	Frederick (4-1)	Dischert (0-1)	3:29	12 - 17 - 5	8 - 14 - 3	908
5-9	* Maryland	W	7 - 5	A	NR - NR - 24	Cruz (3-2)	Kolarek (1-3)	3:10	7 - 7 - 2	5 - 8 - 2	517
5-11	# Furman	W	12 - 1	^N1	NR - NR - 22	• Firth (1-1)	• Benton (0-5)	2:58	12 - 14 - 0	1 - 6 - 2	3,417
5-14	* Wake Forest	L	5 - 9	^A	NR - NR - 22	• Harman (6-2)	• Stadler (3-3)	2:58	5 - 9 - 1	9 - 10 - 2	803
5-15	* Wake Forest	W	17 - 5	A	NR - NR - 22	• Weismann (5-2)	• Dimock (2-9)	3:05	17 - 14 - 0	5 - 11 - 4	679
5-16	* Wake Forest	L	2 - 11	A	NR - NR - 22	• Leone (2-1)	• Cooney (4-6)	2:36	2 - 4 - 2	11 - 14 - 0	802
5-18	Presbyterian	W	8 - 2	^H	NR - NR - 22	• Firth (2-1)	• Harmon (2-8)	2:34	8 - 9 - 0	2 - 11 - 1	3,968
5-20	* Florida State (7-11-8)	W	9 - 8	^H	NR - NR - 22	Frederick (5-1)	Parker (3-1)	3:17	9 - 17 - 3	8 - 10 - 2	4,181
5-21	* Florida State (7-11-8)	W	8 - 4	^H	NR - NR - 22	• Weismann (6-2)	• Busch (4-1)	2:43	8 - 11 - 0	4 - 5 - 0	4,495
5-22	* Florida State (7-11-8)	W	8 - 3	H	NR - NR - 22	Frederick (6-1)	• Gast (6-3)	2:59	8 - 8 - 1	3 - 6 - 0	5,108
5-26	+ N.C. State	L	8 - 13	^N3	25 - 16 - 18	Frederick (6-2)	• Sogard (2-2)	3:25	8 - 11 - 1	13 - 16 - 2	4,893
5-28	+ Virginia Tech (18-NR-25)	L	8 - 9	N3	25 - 16 - 18	Kyle (0-1)	Rowen (5-1)	2:56	8 - 7 - 2	9 - 13 - 4	3,419
5-29	+ Georgia Tech (11-9-6)	W	9 - 3	N3	25 - 16 - 18	• Lamb (4-4)	• Bradley (9-4)	2:55	9 - 13 - 0	3 - 10 - 1	3,725
6-4	\$ Southern Mississippi	W	10 - 1	N4	NR - 16 - 20	• Weismann (7-2)	• Copeland (11-1)	2:27	10 - 12 - 0	1 - 6 - 3	2,875
6-5	\$ Auburn (14-14-16)	W	5 - 2	^A	NR - 16 - 20	• HARMAN (7-2)	• Dayton (8-3)	2:24	5 - 8 - 1	2 - 5 - 1	4,096
6-6	\$ Auburn (14-14-16)	L	10 - 11	A	NR - 16 - 20	Cruz (3-3)	Hubbard (6-2)	3:08	10 - 15 - 0	11 - 17 - 2	3,326
6-7	\$ Auburn (14-14-16)	W	13 - 7	A	NR - 16 - 20	Frederick (7-2)	• Jacobs (0-3)	3:30	13 - 14 - 1	7 - 18 - 0	4,096
6-12	¶ Alabama (NR-16-NR)	L	4 - 5	^H	NR - 13 - 20	• Harman (7-3)	• Nelson (9-3)	2:41	4 - 11 - 2	5 - 10 - 0	6,346
6-13	¶ Alabama (NR-16-NR)	W	19 - 5	^H	NR - 13 - 20	• Weismann (8-2)	• Morgan (7-5)	3:15	19 - 20 - 1	5 - 10 - 1	6,024
6-14	¶ Alabama (NR-16-NR)	W	8 - 6	H	NR - 13 - 20	• Leone (3-1)	• Kilcrease (8-3)	2:52	8 - 16 - 3	6 - 8 - 2	5,250
6-21	! Arizona State (2-1-1)	W	6 - 3	N5	NR - 8 - 20	• Harman (8-3)	• Blair (12-1)	3:14	6 - 14 - 1	3 - 8 - 2	14,198
6-22	! Oklahoma ^c (11-6-13)	W	6 - 4	^N5	NR - 8 - 20	• Weismann (9-2)	• Shore (10-5)	3:26	6 - 6 - 1	4 - 8 - 1	21,527
6-25	! South Carolina (12-5-11)	L	1 - 5	^N5	NR - 8 - 20	• Leone (3-2)	• ROTH (2-1)	2:22	1 - 3 - 0	5 - 8 - 1	22,194
6-26	! South Carolina (12-5-11)	L	3 - 4	^N5	NR - 8 - 20	• Harman (8-4)	Price (4-1)	3:04	3 - 8 - 3	4 - 9 - 1	12,593

* - ACC regular-season game; #N1 - Greenville, SC (Fluor Field); ^A2 - Durham Bulls Athletic Park; +N3 - ACC Tournament at Greensboro, NC; \$N4 - NCAA Regional at Auburn, AL; ¶ - NCAA Super Regional at Clemson, SC; !N5 - College World Series at Omaha, NE; ^N - due to inclement weather, game was completed on Apr. 25; ^c - due to inclement weather, game was completed on June 23; ^ - night game; - - decision came in a starting role; Note: Pitchers in ALL CAPS denotes a complete game; **bold** denotes a Clemson home game; rankings by **Baseball America**, **Collegiate Baseball**, **Sports Weekly**; official home attendance (35 dates): 164,285 (4,694 per date).

2010 Team Game-By-Game Batting Stats

2010 Clemson Baseball Team Game-by-Game for Clemson (as of Jun 27, 2010) Batting (All games)

Date	Opponent	ab	r	h	rbi	2b	3b	hr	bb	ibb	sb	cs	hbp	sac	sf	gdp	k	po	a	e	avg
Feb 19	MIAMI (OH)	35	11	13	10	3	0	2	3	0	2	0	1	0	1	1	2	27	9	0	.371
Feb 20	vs Michigan State	34	10	10	10	1	0	3	4	0	0	0	3	0	0	4	3	27	10	1	.333
Feb 21	FURMAN	33	8	10	7	5	0	0	6	0	4	3	1	0	1	0	3	27	18	2	.324
Feb 26	WRIGHT STATE	30	4	6	3	2	0	0	4	0	0	0	1	0	1	0	8	27	14	2	.295
Feb 27	WRIGHT STATE	30	8	9	8	4	0	0	4	0	1	1	0	2	1	0	3	27	12	3	.296
Feb 28	WRIGHT STATE	36	12	12	12	2	0	3	5	0	3	0	3	0	1	0	4	27	12	2	.303
Mar 03	DAYTON	42	6	13	4	0	0	1	5	0	3	2	1	0	0	0	8	30	7	3	.304
Mar 05	SOUTH CAROLINA	29	4	8	4	2	0	2	3	1	0	2	0	1	0	0	8	27	9	0	.301
Mar 06	vs South Carolina	34	5	8	3	3	0	0	3	0	1	0	0	1	1	0	13	27	16	0	.294
Mar 07	at South Carolina	42	19	14	18	0	0	5	11	0	1	0	1	0	1	1	12	27	10	2	.299
Mar 11	GARDNER-WEBB	36	13	12	10	2	0	3	10	0	2	0	1	0	2	0	5	27	7	3	.302
*Mar 13	N.C. STATE	37	12	13	11	1	0	2	7	0	4	0	1	0	0	0	9	27	13	3	.306
*Mar 13	N.C. STATE	34	12	10	12	3	1	2	11	1	1	0	1	0	0	0	6	27	13	2	.305
*Mar 14	N.C. STATE	31	7	9	7	0	0	0	8	0	3	0	1	1	0	1	2	27	6	1	.304
Mar 16	at Charlotte	31	10	9	10	2	0	2	8	0	0	1	1	0	2	0	10	24	9	2	.304
Mar 17	GEORGIA SOUTHERN	43	22	21	20	9	1	6	7	0	3	0	1	0	0	2	3	27	12	3	.318
*Mar 19	VIRGINIA TECH	29	3	4	3	1	0	0	6	0	0	0	1	0	1	0	9	27	7	1	.309
*Mar 20	VIRGINIA TECH	31	5	12	4	1	0	1	1	0	1	2	1	0	1	0	3	27	11	1	.313
*Mar 20	VIRGINIA TECH	34	13	13	12	2	1	0	7	0	2	1	1	0	2	0	8	27	11	5	.316
Mar 23	ELON	35	10	12	7	2	0	3	9	0	4	0	0	0	0	0	5	27	11	5	.318
Mar 24	ELON	35	3	6	3	2	0	0	8	0	3	0	0	0	1	0	9	30	18	1	.311
*Mar 26	at Virginia	36	3	9	3	0	0	0	4	0	1	0	0	0	0	0	11	25	6	1	.308
*Mar 27	at Virginia	37	8	9	7	1	0	0	7	0	4	0	1	0	1	0	8	27	9	2	.305
*Mar 27	at Virginia	32	1	7	1	0	0	0	5	0	0	0	0	0	0	1	4	24	9	1	.301
Mar 31	COASTAL CAROLINA	35	3	5	3	1	1	1	9	0	1	1	1	1	0	1	7	33	12	4	.295
*Apr 02	BOSTON COLLEGE	37	15	15	15	5	2	2	8	0	1	0	2	0	2	0	6	27	3	0	.300
*Apr 03	BOSTON COLLEGE	36	5	10	5	4	0	0	3	0	1	0	0	0	0	0	4	27	9	0	.299
*Apr 04	BOSTON COLLEGE	37	14	14	13	0	0	0	13	0	6	1	0	0	2	0	5	27	7	0	.302
Apr 06	at Georgia	37	15	15	15	3	0	1	7	0	2	0	1	1	2	1	7	27	10	3	.306
Apr 07	GEORGIA	33	14	13	13	1	1	1	7	0	3	1	1	0	1	0	5	27	11	1	.308
*Apr 09	at Duke	35	9	12	9	2	0	2	6	0	1	1	2	0	1	1	9	24	8	1	.309
*Apr 10	at Duke	46	11	12	11	5	0	1	10	0	3	0	3	0	1	0	8	33	15	2	.307
*Apr 11	at Duke	31	2	9	2	1	0	0	5	0	0	1	0	0	0	2	5	24	12	0	.307
Apr 14	WESTERN CAROLINA	29	5	4	5	1	0	1	6	0	1	0	1	1	0	0	6	27	14	1	.303
*Apr 16	at Georgia Tech	39	6	10	6	1	0	2	2	1	0	0	0	0	0	1	9	29	9	0	.301
*Apr 17	at Georgia Tech	35	3	9	2	3	0	1	2	0	1	0	0	1	0	0	8	24	4	0	.300
*Apr 18	at Georgia Tech	34	3	8	3	1	0	1	1	0	1	1	1	0	0	0	11	24	8	1	.298
Apr 21	USC UPSTATE	39	22	18	20	3	0	5	11	0	0	0	1	0	2	0	4	27	9	2	.303
*Apr 23	NORTH CAROLINA	34	3	6	3	1	0	1	1	0	0	0	1	0	0	0	15	27	12	1	.300
*Apr 24	NORTH CAROLINA	36	10	13	9	3	0	1	6	0	2	0	2	0	0	1	5	27	10	0	.302
*Apr 25	NORTH CAROLINA	31	3	8	3	2	0	0	4	0	1	2	0	1	1	0	7	27	14	1	.301
May 01	FLORIDA GULF COAST	35	2	6	2	1	0	1	2	0	1	0	1	0	0	0	10	27	8	0	.298
May 02	FLORIDA GULF COAST	36	9	12	7	3	0	2	4	0	3	0	0	0	0	0	8	27	4	0	.298
May 02	FLORIDA GULF COAST	34	7	15	7	3	0	0	4	0	6	0	1	2	1	2	4	27	16	3	.302
May 04	FLORIDA GULF COAST	39	14	15	14	3	2	1	7	0	2	0	1	0	0	0	5	27	12	3	.304
*May 07	at Maryland	43	18	18	15	7	0	1	5	0	1	0	1	0	2	0	7	27	11	1	.307
*May 08	at Maryland	43	12	17	11	4	0	2	8	0	0	0	1	0	2	1	6	27	21	5	.309
*May 09	at Maryland	33	7	7	5	0	0	1	7	0	3	0	1	0	0	1	12	27	12	2	.307
May 11	vs Furman	43	12	14	12	3	0	3	5	0	1	0	3	0	0	0	7	27	14	0	.308
*May 14	at Wake Forest	36	5	9	4	0	0	2	4	0	1	0	2	1	0	0	13	24	9	1	.306
*May 15	at Wake Forest	45	17	14	12	1	1	2	5	0	1	0	1	0	0	0	11	27	10	0	.307
*May 16	at Wake Forest	29	2	4	2	0	1	1	2	0	0	0	1	0	1	0	4	24	10	2	.304
May 18	PRESBYTERIAN	33	8	9	6	2	0	2	7	0	3	0	2	0	0	0	5	27	11	0	.303
*May 20	FLORIDA STATE	38	9	17	9	3	0	1	5	0	3	1	0	1	1	0	10	27	9	3	.306
*May 21	FLORIDA STATE	34	8	11	8	2	0	1	3	0	1	1	0	0	0	0	7	27	7	0	.307
*May 22	FLORIDA STATE	33	8	8	6	1	0	0	8	1	3	0	0	0	0	0	9	27	8	1	.305
May 26	vs N.C. State	36	8	11	7	3	0	2	4	0	0	0	1	0	0	1	7	27	9	1	.305
May 28	vs Virginia Tech	37	8	7	7	2	0	2	3	0	0	0	0	0	0	0	10	24	11	2	.303
May 29	vs Georgia Tech	33	9	13	9	0	1	2	1	0	2	0	1	1	2	2	5	27	5	0	.305
Jun 04	vs Southern Mississippi	36	10	12	9	2	0	2	3	0	1	0	0	1	1	1	6	27	11	0	.305
Jun 05	at Auburn	36	5	8	4	2	0	1	1	0	0	0	0	0	0	0	10	27	7	1	.304
Jun 06	at Auburn	41	10	15	9	4	0	1	4	0	1	1	1	2	0	0	5	27	12	0	.305
Jun 07	at Auburn	39	13	14	13	5	0	2	4	0	0	0	1	1	0	0	8	27	6	1	.306
Jun 12	ALABAMA	35	4	11	4	1	1	0	5	0	0	0	0	0	1	2	6	27	9	2	.306
Jun 13	ALABAMA	46	19	20	19	3	0	3	9	0	1	0	0	0	1	0	5	27	7	1	.309
Jun 14	ALABAMA	42	8	16	8	4	0	3	2	0	1	1	0	0	0	2	5	27	11	3	.310
Jun 21	vs Arizona State	38	6	14	5	0	0	0	5	0	2	1	0	0	0	1	7	27	9	1	.311
Jun 22	vs Oklahoma	28	6	6	5	0	1	0	8	0	2	1	0	0	1	1	7	27	3	1	.310
Jun 25	vs South Carolina	30	1	3	0	1	0	0	1	0	0	0	2	0	0	0	4	27	13	0	.307
Jun 26	vs South Carolina	35	3	8	2	0	1	0	2	0	0	0	2	0	0	0	8	24	11	3	.306
Totals		2496	600	764	547	145	15	93	375	4	106	26	60	19	42	31	488	1878	712	100	.306

2010 Team Game-By-Game Pitching Stats

2010 Clemson Baseball
Team Game-by-Game for Clemson (as of Jun 27, 2010)
Pitching (All games)

Date	Opponent	ip	h	r	er	bb	so	2b	3b	hr	wp	bk	hbp	dp	ibb	score	w-l	sv	era
Feb 19	MIAMI (OH)	9.0	2	0	0	1	5	0	0	1	0	0	0	0	0	11-0	1-0	0	0.00
Feb 20	vs Michigan State	9.0	8	2	2	2	10	1	0	1	0	0	1	2	0	10-2	2-0	0	1.00
Feb 21	FURMAN	9.0	7	5	4	1	5	0	0	1	0	0	1	1	0	8-5	3-0	1	2.00
Feb 26	WRIGHT STATE	9.0	9	3	3	4	7	2	0	0	1	0	1	2	0	4-3	4-0	2	2.25
Feb 27	WRIGHT STATE	9.0	6	6	1	1	6	1	0	1	0	1	0	1	0	8-6	5-0	2	2.00
Feb 28	WRIGHT STATE	9.0	13	6	5	3	7	3	0	0	1	0	2	3	0	12-6	6-0	2	2.50
Mar 03	DAYTON	10.0	6	5	4	5	10	1	0	1	0	0	2	0	0	6-5	7-0	2	2.67
Mar 05	SOUTH CAROLINA	9.0	8	3	3	3	8	2	0	0	0	0	0	2	0	4-3	8-0	2	2.71
Mar 06	vs South Carolina	9.0	9	7	6	6	4	1	0	1	0	0	1	1	0	5-7	8-1	2	3.07
Mar 07	at South Carolina	9.0	10	6	4	4	5	0	1	1	1	0	2	2	0	19-6	9-1	2	3.16
Mar 11	GARDNER-WEBB	9.0	7	2	1	2	7	2	0	0	2	0	0	2	0	13-2	10-1	2	2.97
*Mar 13	N.C. STATE	9.0	10	7	2	2	7	0	0	1	0	0	1	2	0	12-7	11-1	2	2.89
*Mar 13	N.C. STATE	9.0	12	6	6	3	9	2	0	2	0	0	2	1	0	12-6	12-1	2	3.13
*Mar 14	N.C. STATE	9.0	6	6	5	4	5	0	0	1	1	0	1	0	0	7-6	13-1	2	3.26
Mar 16	at Charlotte	8.0	11	11	10	8	8	2	1	0	0	0	1	0	0	10-11	13-2	2	3.73
Mar 17	GEORGIA SOUTHERN	9.0	9	6	2	6	8	1	0	1	1	0	0	0	0	22-6	14-2	2	3.62
*Mar 19	VIRGINIA TECH	9.0	1	0	0	5	6	0	0	0	1	0	3	1	0	3-0	15-2	3	3.41
*Mar 20	VIRGINIA TECH	9.0	10	2	1	4	3	3	0	0	0	0	1	1	0	5-2	16-2	4	3.28
*Mar 20	VIRGINIA TECH	9.0	13	8	7	3	10	2	0	1	1	0	0	0	0	13-8	17-2	5	3.47
Mar 23	ELON	9.0	16	15	9	4	10	3	0	1	1	0	1	1	0	10-15	17-3	5	3.75
Mar 24	ELON	10.0	10	4	3	7	7	3	0	0	2	0	0	1	1	3-4	17-4	5	3.69
*Mar 26	at Virginia	8.1	9	4	4	1	4	1	0	2	0	0	0	0	1	3-4	17-5	5	3.72
*Mar 27	at Virginia	9.0	10	5	4	3	5	0	0	1	0	0	1	2	0	8-5	18-5	6	3.73
*Mar 27	at Virginia	8.0	6	3	3	1	2	1	0	2	0	0	0	1	0	1-3	18-6	6	3.72
Mar 31	COASTAL CAROLINA	11.0	10	4	3	3	6	0	0	2	1	0	1	0	0	3-4	18-7	6	3.66
*Apr 02	BOSTON COLLEGE	9.0	6	2	2	5	13	0	0	1	1	0	1	1	0	15-2	19-7	7	3.59
*Apr 03	BOSTON COLLEGE	9.0	14	11	11	5	9	2	0	2	2	0	0	0	0	5-11	19-8	7	3.87
*Apr 04	BOSTON COLLEGE	9.0	14	9	9	3	9	1	0	2	1	0	1	1	0	14-9	20-8	7	4.05
Apr 06	at Georgia	9.0	10	5	5	3	8	2	1	0	1	0	1	1	0	15-5	21-8	7	4.08
Apr 07	GEORGIA	9.0	9	6	6	4	8	2	1	1	0	0	0	0	0	14-6	22-8	7	4.15
*Apr 09	at Duke	8.0	12	10	10	2	7	2	0	1	0	0	2	1	0	9-10	22-9	7	4.35
*Apr 10	at Duke	11.0	10	5	5	3	6	1	0	1	1	0	0	2	0	11-5	23-9	7	4.34
*Apr 11	at Duke	8.0	10	7	7	2	3	1	0	2	0	0	2	2	0	2-7	23-10	7	4.43
Apr 14	WESTERN CAROLINA	9.0	11	7	6	4	8	1	0	1	2	0	2	1	0	5-7	23-11	7	4.48
*Apr 16	at Georgia Tech	9.2	12	8	8	2	10	2	1	3	0	0	0	1	0	6-8	23-12	7	4.57
*Apr 17	at Georgia Tech	8.0	9	4	4	1	7	2	0	2	0	0	0	0	0	3-4	23-13	7	4.57
*Apr 18	at Georgia Tech	8.0	17	11	10	6	9	2	2	1	1	0	0	2	0	3-11	23-14	7	4.73
Apr 21	USC UPSTATE	9.0	8	4	4	1	10	1	0	2	0	0	0	3	0	22-4	24-14	7	4.71
*Apr 23	NORTH CAROLINA	9.0	9	5	3	4	7	2	0	1	0	0	1	0	1	3-5	24-15	7	4.67
*Apr 24	NORTH CAROLINA	9.0	13	6	6	3	7	4	0	0	1	0	0	0	1	10-6	25-15	8	4.70
*Apr 25	NORTH CAROLINA	9.0	9	4	4	1	4	2	1	0	1	0	1	2	0	3-4	25-16	8	4.68
May 01	FLORIDA GULF COAST	9.0	12	4	4	3	9	1	0	2	0	0	0	2	0	2-4	25-17	8	4.67
May 02	FLORIDA GULF COAST	9.0	9	3	3	5	6	1	0	1	0	0	1	1	0	9-3	26-17	9	4.63
May 02	FLORIDA GULF COAST	9.0	13	6	5	3	3	2	0	0	0	0	1	1	0	7-6	27-17	9	4.64
May 04	FLORIDA GULF COAST	9.0	6	2	1	3	8	0	0	1	0	0	2	3	0	14-2	28-17	9	4.56
*May 07	at Maryland	9.0	12	6	6	3	5	2	0	0	0	0	0	0	0	18-6	29-17	9	4.59
*May 08	at Maryland	9.0	14	8	6	4	1	3	0	0	2	0	1	3	0	12-8	30-17	9	4.62
*May 09	at Maryland	9.0	8	5	4	1	5	3	0	0	0	1	1	0	0	7-5	31-17	9	4.60
May 11	vs Furman	9.0	6	1	1	2	6	1	0	0	0	1	1	1	0	12-1	32-17	9	4.53
*May 14	at Wake Forest	8.0	10	9	9	4	4	4	0	2	1	0	0	1	0	5-9	32-18	9	4.63
*May 15	at Wake Forest	9.0	11	5	5	3	10	5	0	2	0	0	1	2	0	17-5	33-18	9	4.64
*May 16	at Wake Forest	8.0	14	11	7	7	4	1	0	1	1	0	1	2	0	2-11	33-19	9	4.69
May 18	PRESBYTERIAN	9.0	11	2	2	1	8	5	0	0	0	0	0	0	0	8-2	34-19	9	4.64
*May 20	FLORIDA STATE	9.0	10	8	6	7	11	2	1	2	0	0	0	1	1	9-8	35-19	10	4.67
*May 21	FLORIDA STATE	9.0	5	4	4	5	6	3	0	1	0	0	0	2	0	8-4	36-19	10	4.66
*May 22	FLORIDA STATE	9.0	6	3	3	5	8	1	0	0	1	0	0	2	0	8-3	37-19	10	4.63
May 26	vs N.C. State	9.0	16	13	13	7	14	2	1	2	0	0	1	0	1	8-13	37-20	10	4.77
May 28	vs Virginia Tech	8.0	13	9	8	2	2	3	0	2	0	0	0	1	0	8-9	37-21	10	4.84
May 29	vs Georgia Tech	9.0	10	3	3	2	10	4	0	1	1	0	0	0	0	9-3	38-21	10	4.81
Jun 04	vs Southern Mississippi	9.0	6	1	1	1	7	2	0	0	0	0	0	1	0	10-1	39-21	10	4.74
Jun 05	at Auburn	9.0	5	2	2	1	8	0	0	2	0	0	2	2	0	5-2	40-21	10	4.70
Jun 06	at Auburn	9.0	17	11	11	3	6	5	0	3	2	0	2	2	0	10-11	40-22	10	4.80
Jun 07	at Auburn	9.0	18	7	6	3	12	5	0	2	2	1	0	3	0	13-7	41-22	11	4.82
Jun 12	ALABAMA	9.0	10	5	1	0	10	2	0	1	1	0	1	1	0	4-5	41-23	11	4.76
Jun 13	ALABAMA	9.0	10	5	4	0	3	2	0	2	0	0	2	0	0	19-5	42-23	11	4.75
Jun 14	ALABAMA	9.0	8	6	3	3	5	1	0	1	2	0	2	1	0	8-6	43-23	12	4.72
Jun 21	vs Arizona State	9.0	8	3	3	4	7	1	0	0	1	0	0	2	0	6-3	44-23	13	4.70
Jun 22	vs Oklahoma	9.0	8	4	4	5	10	2	0	2	0	0	0	0	0	6-4	45-23	14	4.68
Jun 25	vs South Carolina	9.0	8	5	5	4	3	3	0	1	0	0	0	2	0	1-5	45-24	14	4.69
Jun 26	vs South Carolina	8.0	9	4	4	4	6	1	1	1	0	0	2	2	1	3-4	45-25	14	4.69
Totals		626.0	684	385	326	230	486	125	11	72	38	5	53	81	7	600-385	45-25	14	4.69

2010 Team Superlatives

TEAM GAME HIGHS

Batting

At bats:	46	-	at Duke (Apr 10, 2010)
	46	-	vs Alabama (Jun 13, 2010)
Runs scored:	22	-	vs Georgia Southern (Mar 17, 2010)
	22	-	vs USC Upstate (Apr 21, 2010)
Hits:	21	-	vs Georgia Southern (Mar 17, 2010)
RBIs:	20	-	vs Georgia Southern (Mar 17, 2010)
	20	-	vs USC Upstate (Apr 21, 2010)
Doubles:	9	-	vs Georgia Southern (Mar 17, 2010)
Triples:	2	-	vs Boston College (Apr 02, 2010)
	2	-	vs Florida Gulf Coast (May 04, 2010)
Home runs:	6	-	vs Georgia Southern (Mar 17, 2010)
Total bases:	50	-	vs Georgia Southern (Mar 17, 2010)
Walks:	13	-	vs Boston College (Apr 04, 2010)
Strikeouts:	15	-	vs North Carolina (Apr 23, 2010)
Sac hits:	2	-	vs Wright State (Feb 27, 2010)
	2	-	vs Florida Gulf Coast (May 02, 2010)
	2	-	vs Auburn (Jun 06, 2010)
Sac flies:	2	-	(10 times)
Stolen bases:	6	-	vs Boston College (Apr 04, 2010)
	6	-	vs Florida Gulf Coast (May 02, 2010)
Hit by pitch:	3	-	(4 times)
Caught stealing:	3	-	vs Furman (Feb 21, 2010)
Runners LOB:	16	-	at Duke (Apr 10, 2010)
Hit into DP:	4	-	vs Michigan State (Feb 20, 2010 at Greenville, SC)

Fielding

Putouts:	33	-	vs Coastal Carolina (Mar 31, 2010)
	33	-	at Duke (Apr 10, 2010)
Assists:	21	-	at Maryland (May 08, 2010)
Errors:	5	-	vs Virginia Tech (Mar 20, 2010)
	5	-	vs Elon (Mar 23, 2010)
	5	-	at Maryland (May 08, 2010)
Passed balls:	1	-	(9 times)
DPs turned:	3	-	(5 times)

Pitching

Innings pitched:	11.0	-	vs Coastal Carolina (Mar 31, 2010)
	11.0	-	at Duke (Apr 10, 2010)
Runs allowed:	15	-	vs Elon (Mar 23, 2010)
Earned runs:	13	-	vs N.C. State (May 26, 2010 at Greensboro, NC)
Walks allowed:	8	-	at Charlotte (Mar 16, 2010)
Strikeouts:	14	-	vs N.C. State (May 26, 2010 at Greensboro, NC)
Hits allowed:	18	-	at Auburn (Jun 07, 2010)
Doubles allowed:	5	-	(4 times)
Triples allowed:	2	-	at Georgia Tech (Apr 18, 2010)
Homers allowed:	3	-	at Georgia Tech (Apr 16, 2010)
	3	-	vs Auburn (Jun 06, 2010)
Wild pitches:	2	-	(8 times)

2010 Individual Superlatives

INDIVIDUAL GAME HIGHS

Batting

At bats:	7	-	John Hinson at Duke (Apr 10, 2010)
	7	-	Mike Freeman vs Alabama (Jun 13, 2010)
Runs scored:	4	-	(4 times)
Hits:	5	-	John Hinson vs USC Upstate (Apr 21, 2010)
	5	-	Brad Miller vs Florida State (May 20, 2010)
RBIs:	7	-	John Hinson vs USC Upstate (Apr 21, 2010)
Doubles:	2	-	(16 times)
Triples:	1	-	(15 times)
Home runs:	3	-	John Hinson vs USC Upstate (Apr 21, 2010)
Total bases:	14	-	John Hinson vs USC Upstate (Apr 21, 2010)
Walks:	4	-	Mike Freeman vs USC Upstate (Apr 21, 2010)
Strikeouts:	4	-	Chris Epps at Georgia Tech (Apr 17, 2010)
	4	-	Phil Pohl at Maryland (May 09, 2010)
	4	-	Jason Stolz vs Georgia Tech (May 29, 2010 at Greensboro, NC)
Sac hits:	2	-	Spencer Kieboom vs Auburn (Jun 06, 2010)
Sac flies:	1	-	(42 times)
Stolen bases:	3	-	John Hinson vs Boston College (Apr 04, 2010)
Hit by pitch:	2	-	(4 times)
Caught stealing:	1	-	(26 times)
Runners LOB:	6	-	Wilson Boyd at Maryland (May 08, 2010)
	6	-	Wilson Boyd vs Presbyterian (May 18, 2010)

Fielding

Putouts:	18	-	Will Lamb vs Elon (Mar 24, 2010)
Assists:	7	-	(4 times)
Errors:	3	-	Brad Miller vs Alabama (Jun 14, 2010)
Passed balls:	1	-	(9 times)

Pitching

Innings pitched:	9.0	-	Casey Harman at Auburn (Jun 05, 2010)
Runs allowed:	6	-	(8 times)
Earned runs:	6	-	Will Lamb vs Boston College (Apr 03, 2010)
	6	-	Casey Harman at Georgia Tech (Apr 16, 2010)
	6	-	Casey Harman at Wake Forest (May 14, 2010)
Walks allowed:	4	-	(7 times)
Strikeouts:	10	-	Casey Harman vs Boston College (Apr 02, 2010)
Hits allowed:	10	-	Casey Harman at Georgia Tech (Apr 16, 2010)
	10	-	Casey Harman vs Alabama (Jun 12, 2010)
Doubles allowed:	4	-	Scott Weismann at Wake Forest (May 15, 2010)
	4	-	Will Lamb vs Georgia Tech (May 29, 2010 at Greensboro, NC)
Triples allowed:	1	-	(11 times)
Homers allowed:	2	-	(11 times)
Wild pitches:	2	-	(5 times)
Hit batters:	2	-	(4 times)

2010 Clemson Postseason Stats



2010 Clemson Baseball Overall Statistics for Clemson (as of Jun 27, 2010) (Postseason Games Sorted by Batting avg)

Record: 8-6 Home: 2-1 Away: 2-1 Neutral: 4-4 ACC: 0-0

Player	avg	gp-gs	ab	r	h	2b	3b	hr	rbi	tb	slg%	bb	hp	so	gdp	ob%	sf	sh	sb-att	po	a	e	fld%
4 John Hinson	.411	14-14	56	14	23	1	1	5	15	41	.732	4	1	13	0	.452	1	0	4-5	9	17	3	.897
3 Jeff Schaus	.373	14-14	59	11	22	4	0	2	16	32	.542	6	1	5	1	.433	1	0	3-3	31	0	1	.969
5 Mike Freeman	.359	14-14	64	12	23	5	0	1	9	31	.484	4	1	15	1	.400	1	0	0-0	23	35	0	1.000
13 Brad Miller	.333	14-14	60	13	20	3	1	2	16	31	.517	5	0	6	1	.385	0	0	0-0	22	22	7	.863
12 Wilson Boyd	.333	12-11	36	9	12	5	0	0	5	17	.472	8	0	4	1	.455	0	1	0-1	31	0	0	1.000
8 Richie Shaffer	.321	14-14	53	16	17	5	0	4	17	34	.642	5	1	5	0	.377	2	0	0-0	97	9	0	1.000
22 Spencer Kieboom	.282	13-12	39	6	11	3	0	0	7	14	.359	3	0	5	4	.333	0	2	0-0	78	9	1	.989
11 Kyle Parker	.241	14-14	54	16	13	1	1	2	8	22	.407	9	2	15	0	.364	1	0	0-1	27	3	0	1.000

30 Will Lamb	.258	8-7	31	7	8	0	0	2	5	14	.452	1	1	4	0	.303	0	1	0-0	9	4	0	1.000
18 Addison Johnson	.250	9-3	12	2	3	0	0	0	1	3	.250	4	1	2	1	.471	0	1	1-1	12	0	1	.923
26 Chris Epps	.240	10-5	25	4	6	0	1	0	2	8	.320	3	0	8	0	.321	0	0	2-3	0	0	0	.000
17 John Nester	.000	7-2	11	0	0	0	0	0	0	0	.000	0	0	3	0	.000	0	0	0-0	18	2	1	.952
2 Jason Stolz	.000	5-2	10	0	0	0	0	0	0	0	.000	0	0	6	1	.000	0	0	0-0	3	5	0	1.000
9 Phil Pohl	.000	5-0	2	0	0	0	0	0	0	0	.000	0	0	2	0	.000	0	0	0-0	6	1	0	1.000
Totals	.309	14	512	110	158	27	4	18	101	247	.482	52	8	93	10	.377	6	5	10-14	372	124	16	.969
Opponents	.294	14	497	78	146	33	2	20	73	243	.489	39	12	103	14	.358	2	8	4-6	369	152	21	.961

LOB - Team (104), Opp (108). DPs turned - Team (17), Opp (13).

(Postseason Games Sorted by Earned run avg)

Player	era	w-l	app	gs	cg	sho	sv	ip	h	r	er	bb	so	2b	3b	hr	b/avg	wp	hp	bk	sfa	sha
36 Casey Harman	3.34	2-2	5	5	1	0/0	0	35.0	34	17	13	8	35	5	2	5	.256	2	5	0	1	3
33 Scott Weismann	4.22	3-0	5	4	0	0/0	0	21.1	22	12	10	7	10	5	0	2	.256	0	0	0	0	1

51 Joseph Moorefield	0.00	0-0	1	0	0	0/0	0	1.0	0	0	0	0	2	0	0	0	.000	0	0	0	0	0
30 Will Lamb	4.15	1-0	4	2	0	0/0	1	13.0	15	6	6	5	10	7	0	2	.300	2	1	0	0	1
42 Josh Thrailkill	4.50	0-0	2	0	0	0/0	0	2.0	2	1	1	0	2	0	0	1	.250	0	0	0	0	0
39 Alex Frederick	5.40	1-1	8	0	0	0/0	2	11.2	15	7	7	4	12	3	0	2	.306	0	1	0	0	0
20 Scott Firth	5.68	0-0	3	1	0	0/0	0	6.1	10	5	4	1	2	2	0	1	.385	2	0	0	0	2
6 Dominic Leone	5.73	1-1	5	2	0	0/0	0	11.0	15	8	7	5	8	5	0	1	.313	2	1	1	0	0
19 Kevin Brady	6.23	0-0	5	0	0	0/0	1	8.2	12	8	6	1	14	2	0	2	.343	0	1	0	0	0
44 Tomas Cruz	7.11	0-1	4	0	0	0/0	0	6.1	7	5	5	6	5	0	0	1	.304	1	1	0	1	1
29 David Haselden	7.11	0-0	4	0	0	0/0	0	6.1	9	5	5	2	1	1	0	2	.333	0	2	0	0	0
28 Jonathan Meyer	27.00	0-0	1	0	0	0/0	0	1.0	4	3	3	0	2	2	0	1	.571	0	0	0	0	0
32 Kevin Kyle	27.00	0-1	1	0	0	0/0	0	0.1	1	1	1	0	0	1	0	0	.500	0	0	0	0	0
Totals	4.94	8-6	14	14	1	0/0	4	124.0	146	78	68	39	103	33	2	20	.294	9	12	1	2	8
Opponents	7.17	6-8	14	14	1	0/0	1	123.0	158	110	98	52	93	27	4	18	.309	10	8	4	6	5

PB - Team (0), Opp (5). Pickoffs - Team (1), HARMAN 1, Opp (2).

2010 Clemson ACC Tournament Stats



2010 Clemson Baseball Overall Statistics for Clemson (as of May 29, 2010) (ACC Tournament Games Sorted by Batting avg)



Record: 1-2 Home: 0-0 Away: 0-0 Neutral: 1-2 ACC: 0-0

Player	avg	gp-gs	ab	r	h	2b	3b	hr	rbi	tb	slg%	bb	hp	so	gdp	ob%	sf	sh	sb-att	po	a	e	fld%
13 Brad Miller	.500	3-3	12	6	6	1	1	1	4	12	1.000	2	0	1	0	.571	0	0	0-0	4	4	0	1.000
8 Richie Shaffer	.417	3-3	12	5	5	2	0	1	5	10	.833	0	0	0	0	.417	0	0	0-0	11	1	0	1.000
5 Mike Freeman	.417	3-3	12	1	5	1	0	0	3	6	.500	2	0	3	0	.467	1	0	0-0	4	4	0	1.000
3 Jeff Schaus	.385	3-3	13	4	5	1	0	2	4	12	.923	0	1	1	1	.429	0	0	1-1	4	0	1	.800
11 Kyle Parker	.231	3-3	13	5	3	0	0	1	1	6	.462	1	0	3	0	.286	0	0	0-0	5	2	0	1.000
18 Addison Johnson	.200	3-2	5	0	1	0	0	0	0	1	.200	2	1	1	1	.500	0	1	0-0	7	0	1	.875
4 John Hinson	.167	3-3	12	1	2	0	0	0	2	2	.167	0	0	5	0	.154	1	0	1-1	2	2	1	.800

22 Spencer Kieboom	.750	2-1	4	2	3	0	0	0	0	3	.750	0	0	0	0	.750	0	0	0-0	12	0	0	1.000
30 Will Lamb	.167	2-1	6	1	1	0	0	1	3	4	.667	0	0	2	0	.167	0	0	0-0	9	2	0	1.000
2 Jason Stolz	.000	2-2	8	0	0	0	0	0	0	0	.000	0	0	4	1	.000	0	0	0-0	3	3	0	1.000
17 John Nester	.000	2-2	5	0	0	0	0	0	0	0	.000	0	0	2	0	.000	0	0	0-0	12	1	0	1.000
26 Chris Epps	.000	2-1	4	0	0	0	0	0	1	0	.000	1	0	0	0	.200	0	0	0-0	0	0	0	.000
12 Wilson Boyd	.000	1-0	0	0	0	0	0	0	0	0	.000	0	0	0	0	.000	0	0	0-0	0	0	0	.000
9 Phil Pohl	.000	2-0	0	0	0	0	0	0	0	0	.000	0	0	0	0	.000	0	0	0-0	4	0	0	1.000
Totals	.292	3	106	25	31	5	1	6	23	56	.528	8	2	22	3	.347	2	1	2-2	78	25	3	.972
Opponents	.355	3	110	25	39	9	1	5	24	65	.591	11	1	26	1	.415	1	3	0-0	78	29	7	.939

LOB - Team (16), Opp (23). DPs turned - Team (1), Opp (4).

(ACC Tournament Games Sorted by Earned run avg)

Player	era	w-l	app	gs	cg	sho	sv	ip	h	r	er	bb	so	2b	3b	hr	b/avg	wp	hp	bk	sfa	sha
30 Will Lamb	2.84	1-0	1	1	0	0/0	0	6.1	6	2	2	2	4	4	0	0	.250	1	0	0	0	0
20 Scott Firth	4.50	0-0	1	0	0	0/0	0	4.0	5	2	2	0	1	1	0	1	.333	0	0	0	0	2
19 Kevin Brady	6.23	0-0	2	0	0	0/0	0	4.1	3	3	3	0	10	1	0	1	.188	0	1	0	0	0
36 Casey Harman	6.75	0-0	1	1	0	0/0	0	5.1	5	4	4	4	8	1	1	1	.238	0	0	0	0	0
33 Scott Weismann	15.00	0-0	1	1	0	0/0	0	3.0	6	6	5	2	0	1	0	1	.429	0	0	0	0	0

29 David Haselden	0.00	0-0	1	0	0	0/0	0	0.0	2	0	0	1	0	0	0	0	1.000	0	0	0	0	0
6 Dominic Leone	13.50	0-0	1	0	0	0/0	0	0.2	4	1	1	0	2	0	0	1	.667	0	0	0	0	0
44 Tomas Cruz	18.00	0-0	1	0	0	0/0	0	1.0	3	2	2	1	0	0	0	0	1.000	0	0	0	1	1
32 Kevin Kyle	27.00	0-1	1	0	0	0/0	0	0.1	1	1	1	0	0	1	0	0	.500	0	0	0	0	0
39 Alex Frederick	36.00	0-1	2	0	0	0/0	0	1.0	4	4	4	1	1	0	0	0	.571	0	0	0	0	0
Totals	8.31	1-2	3	3	0	0/0	0	26.0	39	25	24	11	26	9	1	5	.355	1	1	0	1	3
Opponents	6.92	2-1	3	3	0	0/0	0	26.0	31	25	20	8	22	5	1	6	.292	4	2	2	2	1

2010 Clemson NCAA Tournament Stats



2010 Clemson Baseball Overall Statistics for Clemson (as of Jun 27, 2010) (NCAA Tournament Games Sorted by Batting avg)

Record: 7-4 Home: 2-1 Away: 2-1 Neutral: 3-2 ACC: 0-0

Player	avg	gp-gs	ab	r	h	2b	3b	hr	rbi	tb	slg%	bb	hp	so	gdp	ob%	sf	sh	sb-att	po	a	e	fld%
4 John Hinson	.477	11-11	44	13	21	1	1	5	13	39	.886	4	1	8	0	.531	0	0	3-4	7	15	2	.917
3 Jeff Schaus	.370	11-11	46	7	17	3	0	0	12	20	.435	6	0	4	0	.434	1	0	2-2	27	0	0	1.000
5 Mike Freeman	.346	11-11	52	11	18	4	0	1	6	25	.481	2	1	12	1	.382	0	0	0-0	19	31	0	1.000
12 Wilson Boyd	.333	11-11	36	9	12	5	0	0	5	17	.472	8	0	4	1	.455	0	1	0-1	31	0	0	1.000
8 Richie Shaffer	.293	11-11	41	11	12	3	0	3	12	24	.585	5	1	5	0	.367	2	0	0-0	86	8	0	1.000
13 Brad Miller	.292	11-11	48	7	14	2	0	1	12	19	.396	3	0	5	1	.333	0	0	0-0	18	18	7	.837
11 Kyle Parker	.244	11-11	41	11	10	1	1	1	7	16	.390	8	2	12	0	.385	1	0	0-1	22	1	0	1.000
22 Spencer Kieboom	.229	11-11	35	4	8	3	0	0	7	11	.314	3	0	5	4	.289	0	2	0-0	66	9	1	.987
<hr/>																							
26 Chris Epps	.286	8-4	21	4	6	0	1	0	1	8	.381	2	0	8	0	.348	0	0	2-3	0	0	0	.000
18 Addison Johnson	.286	6-1	7	2	2	0	0	0	1	2	.286	2	0	1	0	.444	0	0	1-1	5	0	0	1.000
30 Will Lamb	.280	6-6	25	6	7	0	0	1	2	10	.400	1	1	2	0	.333	0	1	0-0	0	2	0	1.000
17 John Nester	.000	5-0	6	0	0	0	0	0	0	0	.000	0	0	1	0	.000	0	0	0-0	6	1	1	.875
2 Jason Stolz	.000	3-0	2	0	0	0	0	0	0	0	.000	0	0	2	0	.000	0	0	0-0	0	2	0	1.000
9 Phil Pohl	.000	3-0	2	0	0	0	0	0	0	0	.000	0	0	2	0	.000	0	0	0-0	2	1	0	1.000
Totals	.313	11	406	85	127	22	3	12	78	191	.470	44	6	71	7	.385	4	4	8-12	294	99	13	.968
Opponents	.276	11	387	53	107	24	1	15	49	178	.460	28	11	77	13	.342	1	5	4-6	291	123	14	.967

LOB - Team (88), Opp (85). DPs turned - Team (16), Opp (9).

(NCAA Tournament Games Sorted by Earned run avg)

Player	era	w-l	app	gs	cg	sho	sv	ip	h	r	er	bb	so	2b	3b	hr	b/avg	wp	hp	bk	sfa	sha
33 Scott Weismann	2.45	3-0	4	3	0	0/0	0	18.1	16	6	5	5	10	4	0	1	.222	0	0	0	0	1
36 Casey Harman	2.73	2-2	4	4	1	0/0	0	29.2	29	13	9	4	27	4	1	4	.259	2	5	0	1	3
<hr/>																						
51 Joseph Moorefield	0.00	0-0	1	0	0	0/0	0	1.0	0	0	0	0	2	0	0	0	.000	0	0	0	0	0
39 Alex Frederick	2.53	1-0	6	0	0	0/0	2	10.2	11	3	3	3	11	3	0	2	.262	0	1	0	0	0
42 Josh Thrailkill	4.50	0-0	2	0	0	0/0	0	2.0	2	1	1	0	2	0	0	1	.250	0	0	0	0	0
44 Tomas Cruz	5.06	0-1	3	0	0	0/0	0	5.1	4	3	3	5	5	0	0	1	.200	1	1	0	0	0
6 Dominic Leone	5.23	1-1	4	2	0	0/0	0	10.1	11	7	6	5	6	5	0	0	.262	2	1	1	0	0
30 Will Lamb	5.40	0-0	3	1	0	0/0	1	6.2	9	4	4	3	6	3	0	2	.346	1	1	0	0	1
19 Kevin Brady	6.23	0-0	3	0	0	0/0	1	4.1	9	5	3	1	4	1	0	1	.474	0	0	0	0	0
29 David Haselden	7.11	0-0	3	0	0	0/0	0	6.1	7	5	5	1	1	1	0	2	.280	0	2	0	0	0
20 Scott Firth	7.71	0-0	2	1	0	0/0	0	2.1	5	3	2	1	1	1	0	0	.455	2	0	0	0	0
28 Jonathan Meyer	27.00	0-0	1	0	0	0/0	0	1.0	4	3	3	0	2	2	0	1	.571	0	0	0	0	0
Totals	4.04	7-4	11	11	1	0/0	4	98.0	107	53	44	28	77	24	1	15	.276	8	11	1	1	5
Opponents	7.24	4-7	11	11	1	0/0	1	97.0	127	85	78	44	71	22	3	12	.313	6	6	2	4	4

PB - Team (0), Opp (5). Pickoffs - Team (1), HARMAN 1, Opp (2).

2010 Individual Game-By-Game Batting Stats

Date	Opponent	Boyd AB-R-H-RBI	Epps AB-R-H-RBI	Freeman AB-R-H-RBI	Hinson AB-R-H-RBI	Johnson AB-R-H-RBI	Kieboom AB-R-H-RBI	Lamb AB-R-H-RBI	Miller AB-R-H-RBI	Nester AB-R-H-RBI	Parker AB-R-H-RBI	Pohl AB-R-H-RBI	Schaus AB-R-H-RBI	Shaffer AB-R-H-RBI	Stolz AB-R-H-RBI
2-19	Miami (OH)	+3-0-0-0	+2-2-1-0	+4-0-1-1	0-1-0-0	1-0-0-0	0-0-0-0	+4-3-4-3	+4-1-1-0	+3-0-1-0	+5-1-2-3	1-1-1-0	+3-1-1-3	1-1-1-0	+3-0-0-0
2-20	# Michigan State	+5-2-3-2	+3-1-0-0	+5-2-2-3	+2-1-1-3	1-0-0-0	0-0-0-0	-----	+4-0-1-0	0-0-0-0	+3-2-1-1	+3-1-1-0	+3-0-0-0	+3-1-1-1	2-0-0-0
2-21	Furman	+5-0-0-0	+4-0-0-0	+3-3-2-1	-----	0-0-0-0	-----	-----	+2-1-1-0	+3-0-0-1	+4-0-2-1	-----	+5-1-2-2	+3-2-1-0	+4-1-2-2
2-26	Wright State	+3-0-0-1	+4-1-1-0	+4-0-0-0	-----	0-0-0-0	-----	+4-0-0-0	+3-1-1-2	+2-0-0-0	+3-2-3-0	-----	+3-0-1-0	-----	+4-0-0-0
2-27	Wright State	+2-2-1-0	+4-1-0-0	+4-0-0-0	-----	0-0-0-0	-----	-----	+3-3-2-1	-----	+4-0-0-0	+4-0-2-4	+4-0-2-1	+4-2-2-0	+1-0-0-2
2-28	Wright State	0-0-0-0	0-0-0-0	+5-3-3-1	+4-0-0-1	+4-1-0-0	1-0-0-0	-----	+5-2-2-1	+2-0-0-1	+4-2-2-2	1-0-0-0	+3-2-3-5	+3-0-0-0	+4-2-2-1
3- 3	Dayton	+3-0-1-0	+4-1-1-0	+6-1-1-0	3-0-1-0	1-0-0-0	-----	0-0-0-0	+5-0-3-0	3-0-0-0	+5-2-3-3	+2-0-0-0	+6-2-2-0	+3-0-1-1	+1-0-0-0
3- 5	South Carolina	+4-0-1-1	+3-2-2-1	+3-0-1-0	1-0-0-0	-----	-----	0-0-0-0	+2-1-0-0	+3-0-0-0	+3-0-1-0	-----	+4-1-1-1	+3-0-0-0	+3-0-2-1
3- 6	# South Carolina	+4-0-0-0	+5-2-2-0	+5-0-2-1	1-0-0-0	1-0-0-0	-----	-----	+4-1-1-0	+2-1-1-0	+3-0-0-0	-----	+3-0-1-1	+4-1-1-1	+2-0-0-0
3- 7	South Carolina	+5-1-2-1	+6-2-3-5	+6-3-3-1	3-1-2-0	1-1-1-1	0-1-0-0	0-0-0-1	+6-2-1-0	+3-1-0-0	+3-1-0-0	1-1-1-4	+3-1-0-2	+4-3-1-3	+1-1-0-0
3-11	Gardner-Webb	+2-1-1-1	+1-2-0-0	+5-0-0-1	+3-0-2-0	1-1-0-0	1-0-0-0	+3-0-0-0	+3-2-2-1	1-0-0-0	+5-2-3-3	+4-1-1-0	+3-3-2-2	2-1-1-2	2-0-0-0
3-13	* N.C. State ⁽¹⁾	+3-1-1-1	+3-1-0-0	+5-0-1-1	+5-1-1-0	0-0-0-0	-----	-----	+4-2-2-5	+4-0-1-0	+4-4-3-2	-----	+4-3-1-0	+5-0-3-2	0-0-0-0
3-13	* N.C. State ⁽²⁾	+5-2-2-4	+3-0-1-0	+3-2-0-0	3-1-2-3	0-0-0-0	-----	-----	+3-1-1-1	-----	+3-2-0-0	+3-1-0-1	+4-2-2-3	+5-1-2-0	+2-0-0-0
3-14	* N.C. State	+4-1-1-0	+4-1-1-1	+3-0-1-0	2-1-2-0	-----	-----	1-0-0-0	+2-1-0-0	+2-0-0-0	+4-0-1-1	0-1-0-0	+3-0-1-3	+4-1-1-0	+2-1-1-2
3-16	Charlotte	+4-2-2-0	+5-0-0-0	+4-1-2-0	2-1-1-3	-----	-----	1-0-0-0	+1-2-1-2	0-0-0-1	+2-3-1-2	+2-0-1-1	+5-0-0-0	+4-1-1-1	+1-0-0-0
3-17	Georgia Southern	+6-2-3-1	2-1-1-1	+4-2-1-1	+5-1-1-1	+4-2-2-2	2-1-2-2	+2-3-1-0	+4-2-1-2	+2-2-2-3	+4-2-3-1	1-0-0-0	+5-3-3-6	1-1-1-0	-----
3-19	* Virginia Tech	+4-0-1-0	+5-0-0-0	+3-0-0-1	+3-0-0-1	0-0-0-0	-----	+2-1-1-1	+2-1-1-0	+4-0-1-0	+3-1-0-0	-----	+3-0-0-0	-----	-----
3-20	* Virginia Tech ⁽¹⁾	+4-0-2-1	+3-0-0-0	+4-1-1-0	+3-0-1-1	0-0-0-0	-----	-----	+4-1-2-0	-----	+4-1-2-2	+2-0-1-0	+4-2-2-0	+3-0-1-0	-----
3-20	* Virginia Tech ⁽²⁾	+4-3-3-2	-----	+3-2-2-1	1-0-0-1	+4-1-2-3	-----	3-1-0-1	+3-0-0-0	+4-0-2-4	+4-3-2-0	-----	+5-1-1-0	+0-1-0-0	+3-1-1-0
3-23	Elon	+3-2-1-1	+4-1-1-0	+4-0-2-0	1-0-0-0	1-0-0-0	1-0-0-0	+4-3-3-3	+3-1-0-0	+3-1-2-0	+5-2-2-1	-----	+4-0-1-2	-----	+2-0-0-0
3-24	Elon	+5-0-1-0	+3-0-1-0	+4-0-1-1	+4-0-1-1	1-0-0-0	-----	+3-0-0-0	+4-0-1-0	-----	+4-1-1-1	+3-1-0-0	+4-1-0-0	-----	-----
3-26	* Virginia	+3-1-1-1	+5-0-0-0	+5-0-0-0	+4-0-1-0	1-0-0-0	-----	+4-0-2-2	+3-0-1-0	+2-0-0-0	+4-1-2-0	0-0-0-0	+5-1-2-0	-----	-----
3-27	* Virginia ⁽¹⁾	+5-1-1-1	+5-2-1-0	+5-0-1-0	+4-1-1-1	+5-0-2-2	-----	-----	+2-2-0-0	-----	+4-1-0-0	+3-0-1-2	+4-1-2-1	-----	-----
3-27	* Virginia ⁽²⁾	+3-0-0-0	+5-0-0-0	+3-1-1-0	+3-0-1-0	+3-0-0-0	-----	1-0-1-0	+3-0-0-0	-----	+4-0-2-1	+3-0-1-0	+4-0-1-0	-----	-----
3-31	Coastal Carolina	+3-0-0-0	1-0-0-0	+3-1-1-0	+3-0-1-0	+3-0-0-0	-----	+5-0-0-0	+5-0-1-0	+4-0-0-0	+3-1-1-2	-----	+5-1-1-1	-----	-----
4- 2	* Boston College	+4-0-1-2	+2-3-1-1	+4-3-3-4	+3-1-2-1	1-1-1-2	2-1-1-0	+3-1-1-1	+3-3-2-1	+5-1-1-1	+4-0-0-1	1-0-0-0	+5-1-2-1	-----	-----
4- 3	* Boston College	+4-1-1-0	+4-2-2-0	+4-0-1-1	+4-0-1-2	+3-0-0-0	-----	-----	+4-1-2-1	+4-0-1-0	-----	+4-0-0-0	+5-1-2-1	-----	-----
4- 4	* Boston College	+3-2-1-1	+3-1-1-1	+4-1-1-1	+5-2-3-3	+2-1-1-2	-----	+4-3-2-2	+6-2-3-1	+4-1-2-0	-----	-----	+6-1-0-2	-----	-----
4- 6	Georgia	+5-1-1-1	+5-2-3-1	+5-3-2-0	+3-2-2-5	1-0-0-0	1-0-0-0	+4-0-1-1	+2-1-0-1	+3-1-2-1	+4-2-2-2	0-0-0-0	+4-3-2-3	-----	0-0-0-0
4- 7	Georgia	+4-1-1-0	+1-2-0-0	+5-0-3-6	+5-3-3-3	1-0-0-0	0-0-0-0	+3-2-3-3	+2-1-0-0	-----	+4-2-1-0	+3-2-0-1	+5-1-2-0	-----	-----
4- 9	* Duke	+4-1-2-0	+3-1-1-1	+4-0-0-0	+5-1-4-1	-----	-----	+3-0-0-0	+3-1-0-1	+5-1-2-3	+3-3-1-3	-----	+5-1-2-0	-----	-----
4-10	* Duke	+6-0-0-1	+3-2-0-1	+6-2-1-0	+7-1-3-3	+6-1-3-0	-----	+4-1-0-1	+4-1-2-0	+4-0-1-1	-----	-----	+6-3-2-4	-----	-----
4-11	* Duke	+4-0-0-0	+1-0-1-0	+4-1-2-1	+4-0-1-0	+3-1-0-0	-----	2-0-1-0	+2-0-1-0	+4-0-1-0	-----	-----	+4-0-1-1	-----	-----
4-14	Western Carolina	+3-0-2-2	+4-1-0-0	-----	+2-1-1-2	1-0-0-0	-----	+3-2-1-0	+4-0-0-0	-----	+2-1-0-1	+3-0-0-0	+3-0-0-0	-----	+4-0-0-0
4-16	* Georgia Tech	+4-0-0-0	+4-1-1-0	+5-2-1-2	+5-0-0-0	-----	-----	+4-0-2-1	+4-1-2-0	+4-1-2-0	+5-0-0-0	-----	+4-1-2-3	-----	-----
4-17	* Georgia Tech	+3-0-1-0	+5-0-1-0	+5-2-2-0	+4-0-0-0	0-0-0-0	-----	+3-0-0-0	+3-0-1-0	+4-0-1-0	+4-1-2-2	-----	+4-0-1-0	-----	-----
4-18	* Georgia Tech	-----	-----	+4-0-1-1	+4-0-0-0	+4-0-2-0	0-0-0-0	-----	+4-0-0-0	+3-0-2-1	+3-2-2-1	1-0-0-0	+4-0-0-0	+4-0-0-0	+3-1-1-0
4-21	South Carolina-Upstate	+3-3-1-0	+4-3-2-1	+2-4-1-3	+6-3-5-7	1-1-1-1	2-0-0-0	1-0-0-0	+3-1-1-0	+3-1-1-0	+3-2-2-4	3-0-0-0	+5-3-3-3	+2-1-1-0	1-0-0-1
4-23	* North Carolina	+4-0-0-0	+4-0-0-0	+4-0-1-0	+4-2-2-2	-----	-----	+4-0-0-1	+4-0-1-0	+3-0-0-0	+4-1-2-0	-----	+3-0-0-0	-----	-----
4-24	* North Carolina ^N	-----	-----	+5-1-1-1	+4-2-1-1	+4-1-1-0	-----	+5-1-2-1	+3-1-2-1	+3-1-1-1	+4-2-3-2	-----	+5-0-1-2	+3-1-1-0	-----
4-25	* North Carolina	+4-1-2-0	+4-0-0-0	+4-1-1-0	+4-0-1-0	+0-0-0-0	-----	+3-1-0-1	+4-0-1-0	+2-0-1-1	+3-0-1-1	-----	+0-0-0-0	+3-0-1-1	0-0-0-0
5- 1	Florida Gulf Coast	+4-0-1-0	1-0-1-0	+5-0-2-1	+4-0-0-0	-----	-----	+4-1-0-0	+4-1-1-1	+4-0-0-0	+3-0-0-0	-----	+4-0-0-0	+2-0-1-0	0-0-0-0
5- 2	Florida Gulf Coast ⁽¹⁾	+3-0-1-1	+4-0-0-0	+4-2-2-2	+2-1-1-2	0-0-0-0	0-0-0-0	+4-2-2-0	+4-1-1-0	+4-1-2-0	+5-0-0-0	-----	+4-1-2-1	1-1-1-1	1-0-0-0
5- 2	Florida Gulf Coast ⁽²⁾	-----	-----	+3-2-3-1	+5-2-1-1	+4-1-2-0	-----	+5-0-1-0	+4-0-2-0	-----	+2-1-1-0	+3-0-1-1	+4-0-3-3	+4-1-1-1	-----
5- 4	Florida Gulf Coast	+3-0-1-2	1-1-0-0	+5-2-1-4	+3-2-2-1	1-0-0-0	2-0-0-1	+4-1-1-2	+5-1-3-1	+2-2-1-1	+4-2-3-2	1-1-1-0	+3-1-0-0	+3-1-2-0	2-0-0-0
5- 7	* Maryland	+2-0-1-2	2-1-1-0	+5-2-4-3	+6-1-1-0	1-1-0-0	1-1-1-0	+6-3-3-2	+2-2-1-0	+3-1-1-1	+4-3-3-1	2-1-1-3	+3-1-1-2	+3-1-0-1	3-0-0-0
5- 8	* Maryland	+4-0-1-0	2-0-0-0	+6-2-2-0	+5-2-2-3	1-0-0-0	-----	+6-2-2-1	+4-0-4-3	+3-0-0-1	+5-1-3-1	-----	+4-4-2-2	+3-1-1-0	-----
5- 9	* Maryland	+4-0-1-0	+3-1-0-0	+4-1-1-0	+4-2-1-0	0-0-0-0	-----	+4-1-2-1	+3-1-0-0	-----	+3-1-1-3	+4-0-0-0	+4-0-1-1	-----	-----
5-11	# Furman	+5-1-1-5	1-0-0-0	+5-2-4-1	+6-2-3-3	2-0-0-0	+4-0-0-0	+4-1-1-1	+4-2-2-0	1-0-0-0	+3-1-1-0	0-0-0-0	+1-2-1-2	+5-1-1-0	2-0-0-0
5-14	* Wake Forest	+2-1-0-0	-----	+5-0-2-1	+5-2-2-2	-----	-----	+4-0-1-0	+3-1-2-1	+5-0-1-0	+3-1-0-0	-----	+5-0-0-0	+4-0-1-0	-----
5-15	* Wake Forest	+2-2-1-1	2-0-1-0	+6-0-0-0	+5-3-1-1	2-0-0-0	1-0-0-0	+6-1-2-1	+3-3-1-1	1-0-0-0	+3-2-1-2	+3-1-1-2	+5-3-3-3	+4-2-2-1	2-0-1-0
5-16	* Wake Forest	+3-0-0-0	-----	+3-0-0-1	+4-0-0-0	-----	-----	+3-1-1-0	+4-0-2-0	-----	+3-0-0-0	+3-0-0-0	+4-1-1-1	+2-0-0-0	-----
5-18	Presbyterian	+5-0-3-1	-----	+3-0-1-0	+4-0-0-0	-----	-----	+5-0-1-0	-----	+3-1-0-0	+2-3-1-1	-----	+4-1-1-2	+3-1-0-0	+4-2-2-2
5-20	* Florida State	+5-1-3-2	-----	+5-0-2-0	+4-0-1-1	0-0-0-0	-----	+4-0-0-1	+5-4-5-3	+2-1-1-0	+4-2-2-0	-----	+5-1-1-0	-----	+4-0-2-2
5-21	* Florida State	+3-1-2-2	-----	+4-0-1-0	+4-1-1-0	-----	-----	-----	+5-1-1-0	+3-1-0-0	+4-1-1-2	-----	+3-1-0-1	+4-1-3-3	+4-1-2-0
5-22	* Florida State	+1-1-0-0	-----	+4-1-1-0	+5-1-1-0	0-0-0-0	-----	0-0-0-0	+3-1-1-2	+3-1-1-2	+5-1-1-1	-----	+5-1-1-0	+3-1-0-0	+4-0-2-1
5-26	+ N.C. State	-----	+3-0-0-0	+3-1-2-1	+5-0-0-0	0-0-0-0	0-0-0-0	1-1-1-3	+5-3-3-0	+2-0-0-0	+5-1-1-0	0-0-0-0	+4-1-3-3	+4-1-1-0	+4-0-0-0
5-28	+ Virginia Tech	0-0-0-0	1-0-0-1	+5-0-1-0	+4-1-1-1	+3-0-0-0	-----	+5-0-0-0	+3-2-1-2	+3-0-0-0	+4-2-0-0	0-0-0-0	+5-2-2-1	+4-1-2-2	-----
5-29	+ Georgia Tech	-----	-----	+4-0-2-2	+3-0-1-1	+2-0-1-0	+4-2-3-0	-----	+4-1-2-2	-----	+4-2-2-1	-----	+4-1-0-0	+4-3-2-3	+4-0-0-0
6- 4	\$ Southern Mississippi	+2-0-1-0	1-0-0-0	+4-3-1-1	+4-1-2-1	1-1-0-0	+2-1-0-0	+3-3-3-2	+4-0-1-1	1-0-0-0	+4-0-1-2	1-0-0-0	+4-1-2-2	+4-0-1-0	1-0-0-0
6- 5	\$ Auburn	+4-1-2-1	-----	+4-1-1-2	+4-0-2-1	0-0-0-0	+4-0-0-0	+5-1-1-0	+4-0-1-0	-----	+3-1-0-0	-----	+4-0-0-0	+4-1-1-0	-----
6- 6	\$ Auburn	+3-1-1-0	-----	+4-2-3-1	+5-1-3-2	+6-1-2-1	+3-1-1-1	-----	+5-1-1-2	-----	+5-1-2-1	-----	+5-0-1-1	+5-2-1-0	-----
6- 7	\$ Auburn	+5-1-2-3	-----	+5-1-1-0	+3-3-2-1	0-0-0-0	+5-1-2-0	+4-0-0-0	+5-1-2-1	-----	+4-2-1-3	-----	+5-2-3-2	+3-2-1-3	-----
6-12	! Alabama	+3-2-1-0	1-0-1-1	+5-1-2-1	+3-0-0-0	-----	+2-0-0-0	+5-1-2-0	+4-0-1-1	1-0-0-0	+4-0-1-0	-----	+4-0-3-1	+3-0-0-0	-----
6-13	! Alabama	+2-3-1-0	3-0-1-0	+7-2-3-1	+4-3-2-3	0-0-0-0	+3-1-1-3	+4-0-0-0	+5-3-4-4	1-0-0-0	+4-3-2-1	1-0-0-0	+6-2-4-3	+5-2-2-4	1-0-0-0
6-14	! Alabama	+4-0-1-0	+4-2-2-0	+5-1-3-0	+5-2-3-2	-----	+4-0-1-0	-----	+5-0-1-2	-----	+5-1-1-0	-----	+5-0-2-1	+5-2-2-3	-----
6-21	! Arizona State	+3-1-2-1	+5-1-2-0	+5-0-2-0	+5-1-2-1	0-0-0-0	+4-0-1-1	-----	+5-0-1-0	-----	+4-1-1-0	-----	+2-1-1-1	+5-1-2-1	0-0-0-0
6-22	! Oklahoma ^c	+3-0-0-0	+5-0-0-0	+4-0-0-0	+4-1-3-2	-----	+3-0-1-2	-----	+3-2-1-0	-----	+3-2-1-0	-----	+2-1-0-0	+1-0-0-1	-----
6-25	! South Carolina	+3-0-0-0	+2-0-0-0	+4-0-0-0	+4-0-0-0	-----	+3-0-1-0	-----	+4-0-1-0	2-0-0-0	+2-0-0-0	0-0-0-0	+4-0-0-0	+2-1-1-0	-----
6-26	! South Carolina	+4-0-1-0	0-1-0-0	+5-0-2-0	+3-1-2-0	-----	+2-0-0-0	+4-1-1-0	+4-0-0-1	1-0-0-0	+3-0-0-0	-----	+5-0-1-1	+4-0-1-0	-----

* - ACC regular-season game; # - Greenville, SC (Fluor Field); ^ - Durham Bulls Athletic Park

Career Individual Game-By-Game Pitching Stats

#19 Kevin Brady, RHP

2009 • Fr.										
Date	Opponent	IP	H	R	ER	BB	SO	Dec		
2-21	Charlotte	1.1	1	0	0	0	0			
2-25	Wofford	4.2	6	1	1	1	3			
3- 4	North Carolina-Asheville	3.0	2	1	1	1	2			
3-11	# Michigan State	1.2	0	0	0	0	3			

2010 • Fr.										
Date	Opponent	IP	H	R	ER	BB	SO	Dec		
2-21	Furman	3.1	3	2	1	0	1	W		
2-28	Wright State	1.0	3	1	1	0	1			
3- 3	Dayton	1.0	0	0	0	0	0			
3-11	Gardner-Webb	2.0	3	0	0	0	5			
3-16	Charlotte	5.0	4	3	2	4	8			
3-23	Elon	4.0	7	4	4	2	5			
4- 6	Georgia	1.0	1	0	0	0	1			
4- 7	Georgia	1.0	0	0	0	0	1			
4-14	Western Carolina	1.2	0	0	0	1	2			
4-17	*Georgia Tech	1.0	0	0	0	0	0			
4-21	South Carolina-Upstate	1.0	1	0	0	0	0			
4-25	*North Carolina	0.1	0	0	0	0	1			
5- 1	Florida Gulf Coast	1.1	2	0	0	0	2			
5- 7	*Maryland	1.0	4	3	3	0	1			
5-15	*Wake Forest	1.0	0	0	0	0	2			
5-16	*Wake Forest	2.0	5	2	2	0	1			
5-18	Presbyterian	1.0	2	0	0	0	0			
5-26	+ N.C. State	2.1	3	3	3	0	6			
5-29	+ Georgia Tech	2.0	0	0	0	0	4			
6- 7	\$ Auburn	3.0	5	0	0	0	3	S		
6-14	!Alabama	0.2	4	5	3	1	1			
6-26	!South Carolina	0.2	0	0	0	0	0			

#44 Tomas Cruz, RHP

2009 • Jr.										
Date	Opponent	IP	H	R	ER	BB	SO	Dec		
2-22	Charlotte	2.0	0	0	0	1	1			
3- 3	Furman	3.1	1	2	2	2	5	L		
3- 6	*North Carolina	3.0	1	0	0	0	2	W		
3-11	# Michigan State	1.0	1	1	1	1	1			
3-13	*Wake Forest ⁽¹⁾	3.0	2	0	0	0	2	W		
3-18	South Carolina-Upstate	1.0	0	0	0	1	0			
3-20	*Florida State	1.2	0	2	0	1	1			
3-22	*Florida State	1.2	3	1	1	0	2			
3-24	Elon ⁽²⁾	1.0	1	1	1	1	0	S		
3-28	*Boston College ⁽¹⁾	2.0	2	1	1	1	1	S		
3-31	Georgia	2.0	0	0	0	0	2			
4- 5	*Duke	1.0	2	0	0	0	1			
4- 7	South Carolina	4.0	1	1	1	0	5			
4-12	*Miami (FL)	2.0	2	0	0	1	2	S		
4-15	Western Carolina	1.0	0	0	0	0	2			
4-22	South Carolina	2.0	2	2	2	1	3			
4-25	*Georgia Tech	2.1	3	3	3	2	1			
5- 3	*Maryland ⁽²⁾	2.1	3	2	2	0	2	L		
5-10	North Carolina-Wilmington	1.0	2	1	1	0	0	L		
5-12	College of Charleston	2.1	0	0	0	0	1			
5-16	*N.C. State	0.1	0	0	0	0	1	S		
5-23	+ North Carolina	1.0	1	1	1	2	0			
6- 1	\$ Oklahoma State	4.1	4	1	1	2	4			
6- 7	!Arizona State	0.2	1	0	0	0	0			

2010 • Sr.										
Date	Opponent	IP	H	R	ER	BB	SO	Dec		
2-19	Miami (OH)	0.2	0	0	0	0	0			
2-26	Wright State	2.2	4	1	1	0	1			
3- 3	Dayton	1.0	1	0	0	1	0	W		
3- 6	# South Carolina	1.2	1	1	1	1	1	L		
3-13	*N.C. State ⁽²⁾	2.0	7	4	4	0	1			
3-16	Charlotte	0.2	0	1	1	0	0	L		
3-20	*Virginia Tech ⁽²⁾	1.0	3	4	4	1	2			
3-27	*Virginia ⁽¹⁾	0.2	2	2	2	0	1			
4- 2	*Boston College	3.0	2	1	1	2	3	S		
4- 7	Georgia	1.0	0	0	0	0	1			
4-10	*Duke	4.0	6	1	1	0	2	W		
4-18	*Georgia Tech	1.2	6	2	2	0	2			
4-21	South Carolina-Upstate	1.0	0	0	0	0	0			
4-23	*North Carolina	1.0	0	0	0	3	1			
5- 2	Florida Gulf Coast ⁽¹⁾	4.0	4	0	0	2	1	S		
5- 9	*Maryland	4.2	1	0	0	0	4	W		
5-14	*Wake Forest	0.2	1	2	2	2	0			
5-18	Presbyterian	1.0	1	0	0	0	0			
5-20	*Florida State	0.2	0	0	0	0	1	S		
5-22	*Florida State	1.0	2	0	0	0	1			
5-26	+ N.C. State	1.0	3	2	2	1	0			
6- 6	\$ Auburn	2.1	4	3	3	2	2	L		
6-14	!Alabama	0.0	0	0	0	1	0			
6-25	!South Carolina	3.0	0	0	0	2	3			

#20 Scott Firth, RHP

2010 • Fr.										
Date	Opponent	IP	H	R	ER	BB	SO	Dec		
2-20	# Michigan State	1.0	1	0	0	1	2			
2-28	Wright State	1.0	2	1	0	0	2			
3- 3	Dayton	1.0	0	0	0	0	1			
3-11	Gardner-Webb	1.0	0	0	0	0	1			
3-17	Georgia Southern	3.2	5	6	2	4	3			
3-23	Elon	1.0	5	5	3	1	0	L		
4- 6	Georgia	1.0	1	0	0	1	0			
4-14	Western Carolina	1.1	3	0	0	0	0			
4-18	*Georgia Tech	1.0	2	1	1	1	2			
4-21	South Carolina-Upstate	1.0	0	0	0	0	1			
5- 4	Florida Gulf Coast	2.0	1	0	0	0	1			
5-11	# Furman	6.0	6	1	1	1	4	W		
5-18	Presbyterian	5.1	7	2	2	0	6	W		
5-28	+ Virginia Tech	4.0	5	2	2	0	1			
6- 4	\$ Southern Mississippi	1.0	1	0	0	0	0			
6- 7	\$ Auburn	1.1	4	3	2	1	1			

#39 Alex Frederick, RHP

2009 • So.										
Date	Opponent	IP	H	R	ER	BB	SO	Dec		
3- 4	North Carolina-Asheville	1.0	1	0	0	0	0			
4-11	*Miami (FL) ⁽¹⁾	2.0	0	0	0	0	3			
4-15	Western Carolina	2.0	1	0	0	0	3	W		
4-18	*Virginia Tech	3.0	4	0	0	0	3	1		
5- 2	*Maryland	1.0	1	1	0	0	1			
5-11	# Furman	0.2	4	4	4	1	0			

2010 • Jr.										
Date	Opponent	IP	H	R	ER	BB	SO	Dec		
2-21	Furman	2.2	1	0	0	0	2			
2-26	Wright State	0.1	0	0	0	0	0	S		
2-28	Wright State	1.0	1	0	0	0	0			
3- 6	# South Carolina	1.1	2	1	1	0	2			
3- 7	South Carolina	1.0	3	1	1	0	0			
3-13	*N.C. State ⁽¹⁾	1.0	0	0	0	0	2			
3-14	*N.C. State	1.0	2	2	2	1	0			
3-20	*Virginia Tech ⁽¹⁾	3.0	3	1	1	2	1	S		
3-24	Elon	4.0	3	0	0	4	3			
3-27	*Virginia ⁽²⁾	1.0	0	0	0	1	0			
3-31	Coastal Carolina	1.2	3	1	1	0	1			
4- 3	*Boston College	5.2	6	3	3	1	7			
4- 7	Georgia	1.0	2	0	0	1	2			
4- 9	*Duke	1.0	2	2	2	2	1	L		
4-11	*Duke	1.1	2	1	1	0	0			
4-18	*Georgia Tech	0.2	1	1	1	1	0			
4-21	South Carolina-Upstate	1.0	0	0	0	0	2			
4-23	*North Carolina	1.0	1	0	0	0	1			
4-24	*North Carolina ^H	1.2	0	0	0	1	1	W		
5- 2	Florida Gulf Coast ⁽²⁾	1.2	0	0	0	0	2	W		
5- 4	Florida Gulf Coast	5.0	4	2	1	2	6	W		
5- 8	*Maryland	5.0	6	2	2	1	1	W		
5-16	*Wake Forest	0.2	2	1	1	3	1			
5-20	*Florida State	2.1	3	3	2	2	2	W		
5-22	*Florida State	4.2	1	0	0	2	5	W		
5-26	+ N.C. State	0.1	3	4	4	1	0	L		
5-28	+ Virginia Tech	0.2	1	0	0	0	1			
6- 7	\$ Auburn	3.0	6	2	2	0	5	W		
6-12	!Alabama	0.2	0	0	0	0	1			
6-14	!Alabama	2.1	1	0	0	0	1			
6-21	!Arizona State	3.0	1	0	0	1	2	S		
6-22	!Oklahoma ^c	1.0	1	0	0	0	1	S		
6-26	!South Carolina	0.2	2	1	1	2	1			

Career Individual Game-By-Game Pitching Stats

#36 Casey Harman, LHP

2008 • Fr.										
Date	Opponent	IP	H	R	ER	BB	SO	Dec		
2-24	Mercer	1.0	0	0	0	0	1			
2-27	High Point	1.0	0	0	0	0	1			
2-29	College of Charleston	1.2	2	2	1	0	1			
3-5	Wofford	3.0	6	2	2	0	4			
3-9	*Wake Forest ⁽¹⁾	^2.1	2	0	0	1	3			
3-11	North Carolina-Greensboro	3.0	2	0	0	0	3			
3-15	*Boston College	0.0	0	1	0	0	0	L		
3-18	Coastal Carolina	1.2	0	0	0	0	1			
3-21	*N.C. State	1.2	3	1	1	0	1	L		
3-25	Elon	3.0	1	1	1	0	5			
3-28	*Maryland	0.2	0	0	0	0	1			
3-30	*Maryland	1.0	0	0	0	0	0			
4-2	Georgia	2.2	5	2	2	2	2	L		
4-5	*Miami (FL)	2.0	2	2	2	1	2	L		
4-9	South Carolina	1.2	2	1	1	0	2			
4-12	*North Carolina	0.2	1	0	0	0	0			
4-15	Western Carolina	4.0	5	1	1	2	3			
4-20	*Duke	0.2	2	2	2	0	0			
4-23	Presbyterian	1.0	3	3	3	0	1			
4-25	*Virginia Tech	1.0	2	1	1	1	1			
5-3	*Florida State	0.0	1	1	1	0	0	L		
5-5	*Florida State	3.1	2	1	1	1	5			
5-7	#Furman	1.0	1	0	0	0	2			
5-10	*Georgia Tech	0.0	1	0	0	1	0			
5-13	College of Charleston	2.0	1	0	0	1	3	W		
5-21	+Miami (FL)	^2.0	0	0	0	0	2			
5-24	+Georgia Tech	2.0	0	0	0	0	0			

2009 • So.

Date	Opponent	IP	H	R	ER	BB	SO	Dec		
2-20	Charlotte	1.2	1	1	1	0	3			
2-25	Wofford	1.1	0	0	0	1	2	W		
2-28	South Carolina	3.1	1	0	0	0	6			
3-6	*North Carolina	4.1	1	1	1	1	3			
3-8	*North Carolina	^0.1	3	2	1	0	0	L		
3-13	*Wake Forest ⁽²⁾	6.1	9	1	1	0	4	W		
3-21	*Florida State	^0.1	0	0	0	0	0	S		
3-22	*Florida State	5.0	7	2	2	2	4			
3-24	Elon ⁽¹⁾	0.2	1	0	0	0	1			
3-28	*Boston College ⁽¹⁾	7.0	7	5	5	1	9	W		
4-3	*Duke	4.2	7	2	2	1	3			
4-7	South Carolina	^0.1	2	2	2	2	0	L		
4-11	*Miami (FL) ⁽¹⁾	2.0	6	4	4	0	2	L		
4-17	*Virginia Tech	^1.0	0	0	0	0	1			
4-19	*Virginia Tech	6.0	6	0	0	0	5	W		
4-25	*Georgia Tech	6.2	7	2	2	1	4	W		
5-3	*Maryland ⁽¹⁾	5.1	6	3	3	1	3			
5-9	North Carolina-Wilmington	6.0	6	2	1	1	9	W		
5-15	*N.C. State	5.0	8	5	5	0	8	W		
5-23	+North Carolina	7.1	7	2	2	1	10			
5-30	\$Oklahoma State	6.1	3	2	2	2	8			
6-6	!Arizona State	5.2	10	4	4	2	4			

2010 • Jr.

Date	Opponent	IP	H	R	ER	BB	SO	Dec		
2-19	Miami (OH)	5.0	1	0	0	1	3	W		
2-26	Wright State	5.2	4	1	1	3	6	W		
3-5	South Carolina	5.0	8	3	3	2	5			
3-13	*N.C. State ⁽¹⁾	6.0	5	2	2	2	3	W		
3-19	*Virginia Tech	7.1	1	0	0	3	4	W		
3-26	*Virginia	7.0	5	3	3	0	3			
4-2	*Boston College	6.0	4	1	1	3	10	W		
4-9	*Duke	7.0	7	5	5	0	6			
4-16	*Georgia Tech	7.2	10	6	6	1	9			
4-23	*North Carolina	7.0	8	5	3	1	5	L		
5-1	Florida Gulf Coast	7.0	8	2	2	2	6			
5-7	*Maryland	6.0	6	2	2	3	1	W		
5-14	*Wake Forest	3.1	7	6	6	1	1	L		
5-20	*Florida State	6.0	7	5	4	4	8			
5-26	+N.C. State	5.1	5	4	4	4	8			
6-5	\$ Auburn	^9.0	5	2	2	1	8	W		
6-12	!Alabama	8.1	10	5	1	0	9	L		
6-21	!Arizona State	6.0	7	3	3	3	5	W		
6-26	!South Carolina	6.1	7	3	3	0	5	L		

#29 David Haselden, RHP

2009 • Fr.										
Date	Opponent	IP	H	R	ER	BB	SO	Dec		
3-10	Michigan State	1.0	1	0	0	0	1			
3-27	*Boston College	3.2	6	4	4	0	3			
4-4	*Duke	2.1	2	2	2	0	1			
4-15	Western Carolina	4.0	5	2	2	0	3			
5-11	#Furman	5.0	5	1	1	1	6	W		
5-14	*N.C. State	^0.2	2	1	0	0	0			
5-31	\$ Tennessee Tech	^1.0	0	0	0	0	2			

2010 • So.

Date	Opponent	IP	H	R	ER	BB	SO	Dec		
2-27	Wright State	^2.1	0	0	0	0	1	W		
3-3	Dayton	1.0	0	0	0	0	2			
3-5	South Carolina	4.0	0	0	0	1	3	W		
3-19	*Virginia Tech	^1.2	0	0	0	2	2	S		
3-23	Elon	^1.2	3	4	1	1	2			
3-26	*Virginia	^1.1	4	1	1	1	1	L		
3-27	*Virginia ⁽¹⁾	^1.1	3	1	1	1	2	S		
3-31	Coastal Carolina	^3.0	1	1	1	2	4	L		
4-3	*Boston College	1.0	1	0	0	0	0			
4-4	*Boston College	^2.2	4	1	1	0	2	W		
4-9	*Duke	0.0	3	3	3	0	0			
4-11	*Duke	2.2	4	2	2	0	1			
4-16	*Georgia Tech	^2.0	2	2	2	1	1	L		
4-21	South Carolina-Upstate	2.0	3	0	0	0	2	W		
4-24	*North Carolina ^N	3.2	5	1	1	0	2			
5-1	Florida Gulf Coast	0.2	2	2	2	1	1	L		
5-15	*Wake Forest	^1.0	1	0	0	0	1			
5-21	*Florida State	^2.2	2	1	1	1	1			
5-26	+N.C. State	0.0	2	0	0	1	0			
6-6	\$ Auburn	2.0	3	3	3	0	1			
6-13	!Alabama	^1.0	0	0	0	0	0			
6-25	!South Carolina	3.1	4	2	2	1	0			

#15 Mike Kent, RHP

2010 • Fr.

Date	Opponent	IP	H	R	ER	BB	SO	Dec		
3-17	Georgia Southern	3.1	2	0	0	1	3	W		
3-24	Elon	4.0	4	3	2	2	1			
4-7	Georgia	3.0	4	4	4	3	0			
4-14	Western Carolina	0.0	2	4	4	2	0	L		
5-14	*Wake Forest	1.0	0	0	0	0	3			
5-16	*Wake Forest	3.2	3	3	3	2	1			

#32 Kevin Kyle, LHP

2010 • Fr.

Date	Opponent	IP	H	R	ER	BB	SO	Dec		
2-27	Wright State	2.0	1	0	0	1	1			
3-3	Dayton	1.0	1	0	0	0	1			
3-7	South Carolina	^1.0	1	0	0	0	0			
3-13	*N.C. State ⁽¹⁾	1.0	3	4	0	0	0			
3-16	Charlotte	0.1	1	2	2	1	0			
4-4	*Boston College	0.0	0	0	0	0	0			
4-18	*Georgia Tech	0.2	0	0	0	0	0			
5-4	Florida Gulf Coast	1.0	0	0	0	0	1			
5-11	#Furman	1.0	0	0	0	0	0			
5-14	*Wake Forest	2.0	1	1	1	1	0			
5-18	Presbyterian	1.2	1	0	0	1	2			
5-20	*Florida State	0.0	0	0	0	1	0			
5-28	+Virginia Tech	0.1	1	1	1	0	0	L		

#30 Will Lamb, 1B/LHP/OF

2009 • Fr.										
Date	Opponent	IP	H	R	ER	BB	SO	Dec		
3-3	Furman	1.0	0	0	0	0	0			
3-7	*North Carolina	4.2	1	0	0	2	3			
3-11	#Michigan State	1.0	0	0	0	0	1			
3-13	*Wake Forest ⁽¹⁾	^0.1	0	0	0	0	0	S		
3-17	Presbyterian	2.0	2	0	0	0	1			
3-20	*Florida State	0.2	2	1	1	0	1			
3-24	Elon ⁽¹⁾	4.1	8	2	2	1	1			
4-7	South Carolina	1.0	0	0	0	1	1			
4-14	Western Carolina	^1.0	0	0	0	0	2			
4-19	*Virginia Tech	^1.0	3	1	1	1	1			
4-24	*Georgia Tech	1.1	3	0	0	0	1			
5-3	*Maryland ⁽²⁾	0.2	1	0	0	1	0			
5-9	North Carolina-Wilmington	^1.0	1	0	0	0	1			
5-14	*N.C. State	2.0	1	1	1	2	2			
6-7	!Arizona State	0.0	0	1	1	0	0			

2010 • So.

Date	Opponent	IP	H	R	ER	BB	SO	Dec
2-20	#Michigan State	2.1	1	0	0	0	1	
2-28	Wright State	4.0	4	1	1	1	2	W
3-6	#South Carolina	5.1	3	3	2	4	1	
3-13	*N.C. State ⁽²⁾	4.0	3	2	2	3	2	
3-20	*Virginia Tech ⁽¹⁾	6.0	7	1	0	2	2	W
3-27	*Virginia ⁽¹⁾	7.0	5	2	1	2	2	W
4-3	*Boston College	1.1	4	6	6	3	0	L
4-11	*Duke	3.0	4	4	4	2	2	L
4-18	*Georgia Tech	2.2	7	6	5	2	4	L
4-21	South Carolina-Upstate	1.0	0	0	0	0	2	
4-24	*North Carolina ^N	0.1	0	0	0	0	1	S
4-25	*North Carolina	0.2	2	1	1	0	0	L
5-2	Florida Gulf Coast ⁽²⁾	0.1	2	2	1	0	0	
5-11	#Furman	1.0	0	0	0	1	1	
5-29	+Georgia Tech	6.1	6	2	2	2	4	W
6-6	\$Auburn	3.2	6	2	2	1	1	
6-14	!Alabama	0.1	0	0	0	0	0	S
6-22	!Oklahoma ^c	2.2	3	2	2	2	5	

Career Individual Game-By-Game Pitching Stats

#28 Jonathan Meyer, RHP

2010 • Fr.										
Date	Opponent	IP	H	R	ER	BB	SO	Dec		
2-20	# Michigan State	1.0	0	0	0	0	1			
2-21	Furman	^2.0	0	0	0	0	1	S		
2-26	Wright State	0.1	1	1	1	1	0			
3-3	Dayton	3.0	1	0	0	1	4			
3-6	# South Carolina	0.1	2	2	2	1	0			
3-13	*N.C. State ⁽¹⁾	^1.0	2	1	0	0	2			
3-14	*N.C. State	^2.0	0	0	0	0	0	W		
3-16	Charlotte	^0.1	1	0	0	0	0			
3-20	*Virginia Tech ⁽²⁾	^1.1	1	0	0	0	0	S		
3-24	Elon	^2.0	3	1	1	1	3	L		
3-31	Coastal Carolina	1.0	2	1	1	0	0			
4-4	*Boston College	0.1	4	4	4	0	1			
4-7	Georgia	3.0	3	2	2	0	4	W		
4-11	Duke	^1.0	0	0	0	0	0			
4-21	South Carolina-Upstate	1.0	3	3	3	3	1			
5-2	Florida Gulf Coast ⁽²⁾	3.1	2	1	1	1	0			
5-8	*Maryland	2.0	2	0	0	2	0			
5-11	# Furman	1.0	0	0	0	0	1			
5-15	*Wake Forest	2.0	3	1	1	0	3			
6-6	\$ Auburn	1.0	4	3	3	0	2			

#51 Joseph Moorefield, LHP

2010 • *Fr.										
Date	Opponent	IP	H	R	ER	BB	SO	Dec		
2-28	Wright State	0.1	0	0	0	1	0			
3-3	Dayton	1.0	0	0	0	0	1			
3-17	Georgia Southern	1.0	1	0	0	1	1			
4-6	Georgia	^1.0	4	3	3	1	0			
4-18	*Georgia Tech	0.1	0	0	0	2	0			
6-13	! Alabama	1.0	0	0	0	0	2			

#23 Justin Sarratt, RHP

2007 • Fr.										
Date	Opponent	IP	H	R	ER	BB	SO	Dec		
2-24	Pacific ⁽²⁾	0.0	1	2	2	1	0			
3-3	South Carolina	^1.0	1	0	0	0	1			
3-11	Memphis	1.0	1	0	0	0	0			
3-18	*Duke	1.0	0	0	0	1	1			
3-27	Gardner-Webb	1.0	1	0	0	0	2			
3-30	*Miami (FL)	^2.0	4	3	3	0	3			
4-4	Georgia	1.2	1	0	0	1	3			
4-7	*Virginia Tech	^1.0	4	3	0	0	1			
4-24	Elon	1.2	5	5	1	2	1	L		
5-8	# Wofford	1.0	2	1	1	0	1			
5-11	*Florida State	^0.2	0	0	0	0	0			
5-17	*N.C. State	0.1	1	0	0	0	0			
6-4	\$ Coastal Carolina	0.2	0	0	0	0	0			

2008 • So.										
Date	Opponent	IP	H	R	ER	BB	SO	Dec		
2-23	Mercer ⁽¹⁾	2.0	2	0	0	1	3			
2-27	High Point	1.0	1	0	0	0	0			
3-1	South Carolina	^1.2	2	1	1	0	0			
3-5	Wofford	2.2	2	1	0	0	4			
3-8	*Wake Forest	^1.0	1	0	0	0	0			
3-9	*Wake Forest ⁽²⁾	1.0	0	0	0	0	1			
3-12	North Carolina-Greensboro	2.0	3	2	2	0	1			
3-18	Coastal Carolina	1.1	3	1	1	1	0	W		
3-21	*N.C. State	^2.0	0	0	0	0	0			
3-26	Elon	2.0	0	0	0	0	2			
3-29	*Maryland	2.0	2	1	1	0	0	L		
4-4	*Miami (FL)	1.0	0	0	0	0	0			
4-6	*Miami (FL)	^3.2	3	1	1	0	3			
4-13	*North Carolina	2.2	6	3	3	0	1			
4-16	South Carolina	^3.1	9	5	5	0	3	L		
4-19	*Duke	0.1	0	0	0	0	0			
4-20	*Duke	0.2	2	2	1	0	0			
4-22	Western Carolina	1.0	1	0	0	1	0			
4-23	# Presbyterian	^1.0	2	0	0	0	1			
4-25	*Virginia Tech	1.0	2	1	1	0	2			
4-26	*Virginia Tech	1.0	1	0	0	1	1			
5-3	*Florida State	0.2	3	3	2	1	1			
5-7	# Furman	^2.0	2	1	1	1	0			
5-11	*Georgia Tech	0.1	3	1	1	0	0			
5-15	Central Florida	^2.0	1	0	0	0	0			
5-17	Central Florida	1.1	1	0	0	0	1	W		
5-22	+ N.C. State	5.0	8	2	2	0	2			

2009 • Jr.										
Date	Opponent	IP	H	R	ER	BB	SO	Dec		
2-22	Charlotte	2.0	4	3	3	0	0			
3-4	North Carolina-Asheville	1.0	1	1	0	1	0	W		
3-8	*North Carolina	1.1	1	0	0	0	2			
3-10	Michigan State	^6.0	3	1	1	0	2	W		
3-18	South Carolina-Upstate	^5.0	0	0	0	0	2	W		
3-22	*Florida State	^0.2	1	3	3	2	0	L		
3-24	Elon ⁽²⁾	^2.0	6	5	3	0	2			
4-1	Georgia	^8.0	3	1	1	1	12			
4-7	South Carolina	^3.0	6	4	4	1	1			
4-12	*Miami (FL)	^3.2	4	3	3	1	2			
4-18	*Virginia Tech	^2.0	6	5	5	2	0	L		
5-9	North Carolina-Wilmington	2.0	2	1	1	0	1			
5-11	# Furman	^1.1	0	0	0	0	0	S		
5-15	*N.C. State	2.0	3	0	0	0	1			
5-22	+ Duke	^2.0	1	0	0	1	1			
5-31	\$ Oklahoma State	^0.1	0	0	0	0	0			

2010 • Sr.										
Date	Opponent	IP	H	R	ER	BB	SO	Dec		
2-19	Miami (OH)	2.1	1	0	0	0	2			
2-21	Furman	1.0	3	3	3	1	1			
2-28	Wright State	0.1	2	3	3	1	1			
3-3	Dayton	^1.0	2	2	2	0	1			
3-11	Gardner-Webb	^5.0	4	2	1	2	1	W		
3-16	Charlotte	^1.2	5	5	5	3	0			

#42 Josh Thrailkill, RHP

2007 • Fr.										
Date	Opponent	IP	H	R	ER	BB	SO	Dec		
2-21	High Point	^2.0	4	2	2	0	2			
3-27	Gardner-Webb	1.0	0	0	0	0	1			
4-4	Georgia	2.0	5	3	3	0	2			

2009 • *So.										
Date	Opponent	IP	H	R	ER	BB	SO	Dec		
3-4	North Carolina-Asheville	1.0	0	0	0	0	0			
3-10	Michigan State	1.0	1	1	1	0	1			
5-8	North Carolina-Wilmington	^1.0	1	0	0	0	0			

2010 • *Jr.										
Date	Opponent	IP	H	R	ER	BB	SO	Dec		
3-11	Gardner-Webb	^1.0	0	0	0	0	0			
3-17	Georgia Southern	^1.0	1	0	0	0	0			
3-23	Elon	2.1	1	2	1	0	1			
4-3	*Boston College	^1.0	3	2	2	1	2			
4-18	*Georgia Tech	^0.1	1	1	1	0	1			
5-4	Florida Gulf Coast	^1.0	1	0	0	0	0			
5-7	*Maryland	^2.0	2	1	1	0	3			
5-14	*Wake Forest	^1.0	1	0	0	0	0			
6-4	\$ Southern Mississippi	^1.0	1	0	0	0	1			
6-13	! Alabama	1.0	1	1	1	0	1			

#33 Scott Weismann, RHP

2009 • Fr.										
Date	Opponent	IP	H	R	ER	BB	SO	Dec		
2-20	Charlotte	1.0	1	0	0	0	2			
2-25	Wofford	0.2	3	1	1	0	2			
3-3	Furman	2.0	0	0	0	1	0			
3-7	*North Carolina	^1.0	1	0	0	0	1			
3-11	# Michigan State	1.0	0	0	0	0	1			
3-13	*Wake Forest ⁽²⁾	1.0	0	0	0	0	0			
3-18	South Carolina-Upstate	1.0	0	0	0	0	2			
4-5	*Duke	1.0	2	0	0	0	2			
4-19	*Virginia Tech	2.0	2	0	0	0	2			
4-22	South Carolina	^4.0	2	0	0	1	3			
4-26	*Georgia Tech	^2.0	1	0	0	1	1	S		
5-3	*Maryland ⁽¹⁾	2.2	0	1	1	2	2	W		
5-8	North Carolina-Wilmington	2.0	3	1	1	1	1			
5-12	College of Charleston	^5.0	3	0	0	3	3	W		
5-16	*N.C. State	1.2	2	1	1	2	2			
5-21	+ Virginia	0.2	2	2	1	1	2	L		
5-31	\$ Tennessee Tech	^8.0	4	0	0	3	2	W		

2010 • So.										
Date	Opponent	IP	H	R	ER	BB	SO	Dec		
2-20	# Michigan State	^4.2	6	2	2	1	6	W		
2-27	Wright State	^4.2	5	6	1	0	4			
3-7	South Carolina	^6.0	5	3	2	2	5	W		
3-14	*N.C. State	^6.0	4	4	3	3	5			
3-20	*Virginia Tech ⁽²⁾	^6.0	6	2	1	1	7	W		
3-27	*Virginia ⁽²⁾	^7.0	6	3	3	0	2	L		
4-4	*Boston College	^6.0	6	4	4	3	6			
4-10	*Duke	^7.0	4	4	4	3	4			
4-17	*Georgia Tech	^7.0	9	4	4	1	7	L		
4-24	*North Carolina ^N	^3.1	8	5	5	2	3			
5-2	Florida Gulf Coast ⁽¹⁾	^5.0	5	3	3	3	5	W		
5-8	*Maryland	^2.0	6	6	4	1	0			



#12 Wilson Boyd
OF • L-L • 5-8 • 175 • *Sr. • 3VL
Hickory, NC • Hickory HS

Had good power despite his 5'8" frame...had the versatility to play any outfield position...a career .306 hitter in 238 games (215 starts) over four seasons...his 238 career games were sixth-most in school history and his 837 at-bats were seventh-most...had 48 doubles, seven triples, 21 homers, 166 RBIs, 163 runs, and 14 stolen bases...had five career double-digit hitting streaks and had at least

one double-digit hitting streak all four of his active seasons at Clemson...two-time winner of the Bob Bradley Award as Clemson's MVP of the season series against South Carolina...had 10 doubles in 23 career NCAA Tournament games.

2010: Hit .301 with 47 runs, 14 doubles, five homers, 46 RBIs, 42 walks, and two steals in 65 games (62 starts, including 29 in centerfield, 16 as the DH, 11 in right field, and six in left field)...started at least two games in the #4, #5, #6, #7, #8, and #9 spots in the batting order...hit .331 with runners on base and .377 with runners in scoring position...had 16 multi-hit games and 11 multi-RBI games...had a 14-game hitting streak in March...named ACC Player-of-the-Week on May 24 for his performances in four games from May 18-22; he went 8-for-14 (.571) with a homer, double, five RBIs, three runs, four walks, a .667 on-base percentage, and a steal...named to the Auburn Regional All-Tournament team after going 6-for-14 (.429) with four doubles, four RBIs, three runs, and two walks in four games...went 3-for-5 with a homer, two RBIs, and two runs against Michigan State at Greenville, SC on Feb. 20...hit the game-winning, run-scoring single with two outs in the eighth inning against #15 South Carolina on Mar. 5...went 2-for-5 with a homer, four RBIs, and two runs in the second game of a doubleheader against N.C. State on Mar. 13; his two-run single in the eighth inning gave Clemson the lead for good...went 3-for-6 with two doubles and two runs against Georgia Southern on Mar. 17...went 3-for-4 with a double, two RBIs, three runs, and one walk in the second game of a doubleheader against Virginia Tech on Mar. 20; he was 6-for-12 with a double, three RBIs, and three runs in the series...went 2-for-3 with a double, two RBIs, and a walk against Western Carolina on Apr. 14...hit a grand slam and totaled five RBIs against Furman at Greenville, SC on May 11...went 3-for-5 with an RBI and steal against Presbyterian on May 18...went 3-for-5 with two RBIs and a run against #7 Florida State on May 20; his two-out, run-scoring single in the eighth inning gave Clemson the lead for good...went 2-for-3 with a two-run homer and a walk against #7 Florida State on May 21...walked three times and scored a run against #7 Florida State on May 22; he was 5-for-9 (.556) with a homer, four RBIs, three runs, four walks, and a .692 on-base percentage in the series...did not start any games in the ACC Tournament due to a shoulder injury...went 2-for-4 with an RBI, run, and a leaping catch at the wall to rob a batter of an extra-base hit at #14 Auburn in the Auburn Regional on June 5...went 2-for-5 with two doubles, three RBIs, and a run at #14 Auburn in the Auburn Regional on June 7...went 1-for-2 with three runs and two walks against #16 Alabama in the Clemson Super Regional on June 13; he was 3-for-9 (.333) with a double, five runs, and four walks in three Clemson Super Regional games...went 2-for-3 with an RBI, run, and walk against #1 Arizona State in the College World Series on June 21.

2009: Hit .341 with 35 runs, 15 doubles, three triples, three homers, 46 RBIs, and five stolen bases in 52 games (49 starts, including 21 in centerfield, 12 in left field, 11 in right field, and five as the DH)...had a .418 on-base percentage thanks to 24 walks against only 22 strikeouts in 182 at-bats...second on the team in batting average...had 19 multi-hit games and 14 multi-RBI games...had an 11-game hitting streak, the longest by a Tiger in 2009; he was 23-for-42 (.548) with six doubles, two triples, 13 RBIs, eight runs, six walks against only four strikeouts, a .604 on-base percentage, two steals, and nine multi-hit games during his 11-game hitting streak...hit a team-high .485 with nine doubles, two triples, one homer, and 19 RBIs in 18 May games...hit a team-high .352 against righthanders...hit a team-high .500 (13-for-26) with 19 RBIs with runners in scoring position and two outs...had two of the team's four walkoff hits...hit a team-best .411 with two outs, .378 with runners on base, and a team-best .481 with runners in scoring position...was 5-for-8 (.625) with a double, 15 RBIs, and four walks with the bases loaded...had 19 two-out RBIs...was 11-for-15 (.733) with six doubles, one homer, 19 RBIs, six runs, four walks, a 1.333 slugging percentage, and .789 on-base percentage in the first inning...member of the All-ACC Tournament and Clemson Regional All-Tournament teams; he was 6-for-13 (.462) with five RBIs and a steal in three ACC Tournament games, as he earned All-ACC Tournament honors as one of three outfielders; he was 7-for-20 (.350) with three doubles and five RBIs to earn Clemson Regional All-Tournament honors as one of three outfielders...hit a walkoff single in the 10th inning against Charlotte on Feb. 22...hit a three-run homer against

Michigan State on Mar. 10...went 2-for-4 with a double and three RBIs against Michigan State at Greenville, SC on Mar. 11...went 2-for-5 with a double and RBI against Duke on Apr. 4; it was his first start since Mar. 11 after missing time due to a facial injury...went 3-for-4 with a double and two runs against #5 Miami (FL) on Apr. 12; he was 6-for-13 (.462) with two doubles and five runs in the series...had three RBIs at Western Carolina on Apr. 14...went 2-for-3 with a double, three RBIs, and a hit-by-pitch against Western Carolina on Apr. 15; he was 3-for-7 with six RBIs in the series...went 1-for-3 with a triple, two RBIs, two runs, and two walks at South Carolina on Apr. 22...went 3-for-3 with two RBIs, a walk, and steal against #4 Georgia Tech on Apr. 26...went 2-for-3 with a homer against Maryland on May 2...went 3-for-3 with a triple and walk against North Carolina-Wilmington on May 10; he was 5-for-8 (.625) with a double, triple, four runs, and three walks in the series...went 4-for-5 with a double, triple, three RBIs, and two runs against Furman at Greenville, SC (Fluor Field) on May 11; he had a streak of seven consecutive hits over two games...went 2-for-4 with two RBIs, two runs, and two walks at N.C. State on May 14...went 2-for-4 with two doubles and two RBIs at N.C. State on May 16; he was 6-for-12 (.500) with three doubles, five RBIs, four runs, and three walks in the series...went 2-for-4 with two RBIs and a steal against #15 Virginia in the ACC Tournament on May 21...went 2-for-3 with an RBI and walk against Duke in the ACC Tournament on May 22...went 2-for-6 with two RBIs and a walkoff single with two outs in the 11th inning against #4 North Carolina in the ACC Tournament on May 23...went 4-for-6 with two doubles and four RBIs against Oklahoma State in the Clemson Regional on May 31.

2008: Hit .300 with 42 runs, 12 doubles, one triple, 11 homers, 44 RBIs, and six stolen bases in 59 starts, including 52 in centerfield and seven in left field...hit five homers in the first five games, no homers in the next 37 games, and six homers in the last 17 games...Clemson had a 9-1 record in games that he hit a home run...one of only two Tigers (joining Doug Hogan) to start every game...started at least one time at every spot in the batting order except the leadoff and #9 spots...tied for the team lead in hits (70) and sacrifice bunts (6)...hit .333 with two outs...had a team-high 20 two-out RBIs...had 19 multi-hit games and a team-best 13 multi-RBI games...hit a team-best .471 in five neutral-site games...reached base via a hit or walk in 24 straight games, which included the last five games of 2007 and first 19 games of 2008...had a 14-game hitting streak from February to March...had a 10-game hitting streak from April to May...received the Bob Bradley Award as Clemson's MVP of the four-game series against South Carolina; he was 6-for-16 (.375) with a double and stolen base in four starts; it was the second year in a row he won the award...went 3-for-5 with a two-run homer in his first at-bat of the season in the first game of a doubleheader against Mercer on Feb. 23...hit a solo homer and three-run homer in the third inning against Mercer on Feb. 24; he became the fourth Tiger in history to hit two homers in an inning; he hit three homers with six RBIs in the series...went 2-for-4 with a homer, three runs, and three RBIs against High Point on Feb. 27...hit a two-run homer at College of Charleston on Feb. 29...went 3-for-4 against #3 South Carolina on Mar. 2...went 2-for-5 with the go-ahead, two-run single in the seventh inning against Wofford on Mar. 5...went 2-for-5 with a double and two RBIs at Wake Forest on Mar. 8...went 3-for-5 with an RBI and two stolen bases against Boston College on Mar. 14...went 2-for-5 with a triple, three RBIs, and a stolen base against Boston College on Mar. 15...went 5-for-6 with two doubles, two RBIs, and a steal against Boston College on Mar. 16; he was 10-for-16 (.625) with six RBIs and four stolen bases in the series...went 3-for-4 at #2 Miami (FL) on Apr. 5; he was 5-for-10 with three walks in the series...hit two doubles and had one RBI at Western Carolina on Apr. 22...went 2-for-4 with a double, homer, two runs, four RBIs, and a walk against Virginia Tech on Apr. 25...went 2-for-4 with a homer and three RBIs against Virginia Tech on Apr. 27; he went 5-for-11 (.455) with five runs, a double, two homers, seven RBIs, and three walks in the series...went 2-for-4 with a solo homer and walk against #3 Florida State on May 3...hit a three-run homer and had four RBIs at #25 Georgia Tech on May 11...went 3-for-5 with a homer and two runs against #24 Georgia Tech in the ACC Tournament on May 24; he went 5-for-11 (.455) with a double and homer in three ACC Tournament games.

2007: Hit .285 with 39 runs, seven doubles, three triples, two homers, and 30 RBIs in 62 games (45 starts, including 39 in right field, four in left field, and two as the DH)...started 23 of the last 25 games after starting 22 of the first 39 games...his averaged dipped to .196 after the team's first 22 games, but he hit .317 in his last 41 games...#2 batter in the lineup during the second half of the season; he started there a team-high 29 times...had two outfield assists...hit .339 with a .438 on-base percentage in non-ACC regular-season games...reached 41.2 percent of the time as the leadoff batter of an inning...hit .316 with two outs...hit .343 with runners on base and two outs...hit .318 in 17 games off the bench...hit .321 on opponents' home fields...hit .338 in night games...hit a combined .353 in spots #5 through #9 in the batting order...was 3-for-8 (.375) with a triple and nine RBIs with the bases loaded...had 13

multi-hit games...had a 10-game hitting streak in April...hit a team-best .403 in April...received the Bob Bradley Award as Clemson's MVP of the four-game series against South Carolina; he was 5-for-14 (.357) with four RBIs in four starts...scored a run in each of the five NCAA Tournament games...went 2-for-4 with two runs and an RBI in his first career game against George Mason on Feb. 16...went 2-for-2 with two walks and an RBI against High Point on Feb. 21...had a key two-run single against Duke on Mar. 18...came off the bench and went 2-for-2 with an RBI against Gardner-Webb on Mar. 27...came off the bench and went 2-for-3 with two runs, a team-season-high two triples, and three RBIs against Georgia on Apr. 4; the second triple came in the ninth inning with the Tigers down a run, as he later scored the tying run in Clemson's win...came off the bench and hit a two-run single at Virginia Tech on Apr. 7...went 3-for-4 at Wake Forest on Apr. 13; he was 5-for-9 in the series...went 3-for-5 against Elon on Apr. 24...went 2-for-4 with a triple, two runs, and four RBIs against #5 South Carolina on Apr. 25...hit a two-out, run-scoring single in the 10th inning to keep the Tigers alive, as Clemson went on to win 3-2 in 11 innings against #19 Georgia Tech on Apr. 27...hit two doubles with two RBIs against #19 Georgia Tech on Apr. 28...hit his first career home run at #2 Florida State on May 12...scored three runs and stole a base against College of Charleston on May 15...went 2-for-5 with a homer at N.C. State on May 19...went 3-for-5 with a double and three runs at #10 Coastal Carolina in the Myrtle Beach Regional on June 3; he was 4-for-10 (.400) with two doubles and five runs in the regional.

2006: Red-shirted...played for Thomasville in the Coastal Plain League in the summer, where he hit a team-best .324 with four homers, 31 RBIs, 37 runs, 24 walks, and seven stolen bases against only 17 strikeouts in 48 games (46 starts); he helped lead the team to the league title by going 8-for-21 (.381) in the Pettitt Cup Tournament.

BEFORE CLEMSON: Louisville Slugger All-American as a senior at Hickory High School...all-state selection as a junior and senior...all-region pick as a sophomore, junior, and senior...earned all-conference honors as a freshman, sophomore, junior, and senior...played in the North Carolina vs. South Carolina All-Star game...MVP of the Senior Games as a senior...conference player-of-the-year as a senior...had a career batting average of .438...lettered four times in baseball and once in football at Hickory High, where he was coached by David Craft.

PERSONAL: Graduated on May 7, 2010 with a degree in management...born Wilson Andrew Boyd on Oct. 28, 1986 in Charlotte, NC.

Boyd's Overall Stats

Year	AVG	G-GS	AB	R	H	2B	3B	HR	RBI	TB	BB	HBP	SF	OB%	SB
2007	.285	62-45	193	39	55	7	3	2	30	74	17	1	1	.344	1-6
2008	.300	59-59	233	42	70	12	1	11	44	117	29	0	1	.376	6-9
2009	.341	52-49	182	35	62	15	3	3	46	92	24	1	1	.418	5-5
2010	.301	65-62	229	47	69	14	0	5	46	98	42	1	3	.407	2-6
Total	.306	238-215	837	163	256	48	7	21	166	381	112	3	6	.387	14-26

Boyd's ACC Regular-Season Stats

Year	AVG	G-GS	AB	R	H	2B	3B	HR	RBI	TB	BB	HBP	SF	OB%	SB
2007	.280	29-22	100	17	28	4	0	2	14	38	6	0	0	.321	0-1
2008	.299	30-30	127	19	38	6	1	4	23	58	12	0	0	.360	4-6
2009	.316	21-20	79	19	25	7	0	2	16	38	9	0	0	.386	2-2
2010	.287	28-27	101	20	29	3	0	2	21	38	17	1	3	.385	1-2
Total	.295	108-99	407	75	120	20	1	10	74	172	44	1	3	.363	7-11

Boyd's ACC Tournament Stats

Year	AVG	G-GS	AB	R	H	2B	3B	HR	RBI	TB	BB	HBP	SF	OB%	SB
2007	.000	3-3	11	0	0	0	0	0	1	0	0	0	1	.000	0-0
2008	.455	3-3	11	2	5	1	0	1	1	9	0	0	0	.455	0-0
2009	.462	3-3	13	0	6	0	0	0	5	6	1	0	0	.500	1-1
2010	----	1-0	0	0	0	0	0	0	0	0	0	0	0	----	0-0
Total	.314	10-9	35	2	11	1	0	1	7	15	1	0	11	.324	1-1

Boyd's NCAA Tournament Stats

Year	AVG	G-GS	AB	R	H	2B	3B	HR	RBI	TB	BB	HBP	SF	OB%	SB
2007	.300	5-4	20	7	6	2	0	0	2	8	1	0	0	.333	0-0
2009	.296	7-7	27	1	8	3	0	0	5	11	0	0	0	.296	0-0
2010	.333	11-11	36	9	12	5	0	0	5	17	8	0	0	.455	0-1
Total	.313	23-22	83	17	26	10	0	0	12	36	9	0	0	.380	0-1



#19 Kevin Brady

RHP • L-R • 6-2 • 190 • *Fr. • 1VL
Gaithersburg, MD • Gaithersburg HS

Talented righthander who received a medical red-shirt in 2009...expected to be a valuable contributor for years to come...has one of the team's hardest fastballs...has seen most of his action in long relief roles...has a 1-0 record, one save, a 3.94 ERA, and 53 strikeouts against only 13 walks in 48.0 innings pitched over 26 appearances (five starts) in his two active seasons...has allowed only

two home runs in his career.

2010: All-ACC Academic team member...had a 1-0 record, one save, and a 4.58 ERA in 22 appearances (two starts)...in 37.1 innings pitched, he allowed 47 hits and eight walks with 45 strikeouts...allowed only two home runs...led the team in strikeout-to-walk ratio (5.6-to-1) and strikeouts per nine innings pitched (10.8)...had two pickoffs...had a 4.20 ERA and 39 strikeouts against only six walks in 30.0 innings pitched over 20 relief appearances...allowed just one of his 15 inherited baserunners to score...in his last 16 appearances, all out of the bullpen, he allowed only two walks with 25 strikeouts in 21.0 innings pitched...pitched 3.1 innings in a starting role, allowing three hits, one earned run, and no walks with one strikeout to earn his first career win against Furman on Feb. 21...pitched 2.0 scoreless innings in relief with five strikeouts against Gardner-Webb on Mar. 11...pitched 5.0 innings in relief, allowing four hits and two earned runs with eight strikeouts at Charlotte on Mar. 16...pitched 1.2 hitless and scoreless innings in relief with two strikeouts against Western Carolina on Apr. 14...pitched 1.1 scoreless innings in relief with two strikeouts against Florida Gulf Coast on May 1...pitched a hitless and scoreless inning in relief with two strikeouts at Wake Forest on May 15...pitched 2.1 innings in relief, allowing no walks with six strikeouts against N.C. State in the ACC Tournament on May 26...pitched 2.0 perfect innings in relief with four strikeouts against #6 Georgia Tech in the ACC Tournament on May 29; in 4.1 innings pitched over two relief appearances in the ACC Tournament, he allowed just three hits and no walks with 10 strikeouts...pitched 3.0 innings in relief, allowing no runs and no walks with three strikeouts to record his first career save at #14 Auburn in the Auburn Regional on June 7...induced a double play in the only batter he faced against #5 South Carolina in the College World Series on June 26...#95 prospect in the nation for the 2011 draft by **Perfect Game**...#10 prospect in the ACC for the 2011 draft by **Baseball America**.

2009: Had an 0-0 record and 1.69 ERA in four appearances (three starts)...in 10.2 innings pitched, he allowed nine hits (.225 opponents' batting average) and five walks with eight strikeouts...Clemson had a 3-0 record in his starts...allowed just one extra-base hit (triple)...had a .143 opponents' batting average with runners on base and .083 opponents' batting average with runners in scoring position...did not pitch after March 11 and received a medical red-shirt...pitched 1.1 scoreless innings in relief in his first career outing as a Tiger against Charlotte on Feb. 21...#4 newcomer in the ACC in the preseason by **Baseball America**...#37 freshman in the nation in the preseason by **Baseball America**...played for Youse in the Cal Ripken, Sr. Collegiate Baseball League in the summer, where he had a 2-2 record and 1.53 ERA in 29.1 innings pitched over five starts; pitched two complete games and allowed just 17 hits (.162 opponents' batting average), no homers, and five walks with 38 strikeouts; named to the league's All-Star team; named the league's #1 prospect by **Baseball America** and **PG Crosschecker**.

BEFORE CLEMSON: Drafted in the 44th round (#1316 overall pick) by the Baltimore Orioles in 2008...All-League member and #3 prospect in the Cal Ripken, Sr. Collegiate Baseball League...all-state standout at Gaithersburg High School...had a 19-2 record, 1.05 ERA, and 249 strikeouts in 140.2 innings pitched in his career...appeared in **Sports Illustrated's** "Faces in the Crowd"...Rawlings Player-of-the-Year in Maryland as a senior...All-Extra Montgomery County Player-of-the-Year as a senior...all-metro selection as a junior and senior...had a 7-0 record, 0.29 ERA, and 98 strikeouts against only eight walks in 48.1 innings pitched as a senior...#1 prospect in Maryland by **Perfect Game**...**Washington Post** Player-of-the-Year and First-Team All-Metro as a junior...had a 9-0 record, 0.84 ERA, and 112 strikeouts as a junior...pitched a perfect game as a junior...hit .429 with an .825 slugging percentage and .565 on-base percentage as a junior...East Coast Pro Showcase selection...lettered three times in baseball and once in swimming at Gaithersburg High, where he was coached by Jason Woodward.

PERSONAL: Member of the ACC Academic Honor Roll in 2008-09...majoring in special education...born Kevin Michael Brady on Sept. 7, 1990 in Gaithersburg, MD.

Brady's Overall Stats

Year	ERA	W-L	G-GS	CG	SHO	SV	IP	H	R	ER	BB	SO
2009	1.69	0-0	4-3	0	0	0	10.2	9	2	2	5	8
2010	4.58	1-0	22-2	0	0	1	37.1	47	23	19	8	45
Total	3.94	1-0	26-5	0	0	1	48.0	56	25	21	13	53

Brady's ACC Regular-Season Stats

Year	ERA	W-L	G-GS	CG	SHO	SV	IP	H	R	ER	BB	SO
2010	8.44	0-0	5-0	0	0	0	5.1	9	5	5	0	5

Brady's ACC Tournament Stats

Year	ERA	W-L	G-GS	CG	SHO	SV	IP	H	R	ER	BB	SO
2010	6.23	0-0	2-0	0	0	0	4.1	3	3	3	0	10

Brady's NCAA Tournament Stats

Year	ERA	W-L	G-GS	CG	SHO	SV	IP	H	R	ER	BB	SO
2010	6.23	0-0	3-0	0	0	1	4.1	9	5	3	1	4



#37 Kevin Caughman

INF • R-R • 5-10 • 155 • Fr. • HS
Martinez, GA • Evans HS

2010: Was 0-for-2 with a hit-by-pitch in three plate appearances and four games off the bench...was hit-by-pitch against Boston College on Apr. 4; he suffered a hand injury on the play and missed the rest of the season...received a medical red-shirt.

BEFORE CLEMSON: All-region, all-area, and all-county selection as a senior at Evans High School...region MVP runnerup and team MVP as a senior...lettered three times in baseball at Evans High, where he was coached by Ricky Beale.

PERSONAL: Majoring in mathematical sciences...born Kevin Barnes Caughman on July 2, 1991 in Augusta, GA.

Caughman's Overall Stats

Year	AVG	G-GS	AB	R	H	2B	3B	HR	RBI	TB	BB	HBP	SF	OB%	SB
2010	.000	4-0	2	0	0	0	0	0	0	0	0	1	0	.333	0-0

Caughman's ACC Regular-Season Stats

Year	AVG	G-GS	AB	R	H	2B	3B	HR	RBI	TB	BB	HBP	SF	OB%	SB
2010	----	1-0	0	0	0	0	0	0	0	0	0	1	0	1.000	0-0



#44 Tomas Cruz

RHP • R-R • 5-9 • 195 • Sr. • 1VL
Amarillo, TX • Seward County (KS) CC

Former junior college transfer who was valuable in both long and short-relief roles in his two seasons at Clemson...changed speeds well...one of four seniors on the 2010 team...had a 5-6 record, seven saves, a 4.27 ERA, and 66 strikeouts against 34 walks in 86.1 innings pitched over 48 relief appearances.

2010: Had a 3-3 record, three saves, and a 5.36 ERA in 24 relief appearances...in 40.1 innings pitched, he allowed 48 hits, including only three homers, and 18 walks with 27 strikeouts...finished a team-high 14 games on the mound, also tied for eighth-most in the ACC...had a 2-0 record in ACC regular-season games...pitched a scoreless 10th inning to earn the win against Dayton on Mar. 3...pitched 3.0 innings in relief, allowing two hits and one run with three strikeouts to record the save against Boston College on Apr. 2...pitched 4.0 innings in relief, allowing one run and no walks with two strikeouts to earn the win at Duke on Apr. 10; he made a game-saving play on a wild pitch that a runner tried to score from second base when he retrieved the ball near the backstop and threw off-balance to retire the runner in a close play in the 10th inning to send the game into the 11th inning...pitched 4.0 innings in relief, allowing four hits, no runs, and two walks with a strikeout to record the save in the first game of a doubleheader against Florida Gulf Coast on May 2...pitched 4.2 innings in relief, allowing one hit, no runs, and no walks with four strikeouts to earn the win at Maryland on May 9...retired both batters he faced to record the save against #7 Florida State on May 20...pitched a scoreless ninth inning with a strikeout against #7 Florida State on May 22...pitched 3.0 hitless and scoreless innings in relief with three strikeouts against #5 South Carolina in the College World Series on June 25.

2009: Had a 2-3 record and 3.33 ERA in 24 relief appearances...had a team-tying-high four saves...in 46.0 innings pitched, he allowed 32 hits (.195 opponents' batting average) and 16 walks with 39 strikeouts...led the team in ERA...had a 2-1 record, 3.26 ERA, and 15 strikeouts against only five walks in 19.1 innings pitched over 10 relief appearances in ACC regular-season games...allowed just four of his 17 inherited baserunners to score; two of those four runners scored on a two-out error...had a 1-0 record, 2.60 ERA, .167 opponents' batting average, and 17 strikeouts against only three walks in 17.1 innings pitched over nine relief appearances on opponents' home fields...pitched 2.0 hitless and scoreless innings in relief in his first career outing as a Tiger against Charlotte on Feb. 22...pitched 3.0 innings, allowing one hit, no runs, and no walks with two strikeouts to earn his first win as a Tiger at #2 North Carolina on Mar. 6...pitched 3.0 innings in relief, allowing two hits, no runs, and no walks with two strikeouts to earn the win in the first game of a doubleheader against Wake Forest on Mar. 13...pitched a scoreless eighth inning against South Carolina-Upstate on Mar. 18; he was the fourth of five righthanders who combined to pitch Clemson's first no-hitter since 1984...pitched 1.2 hitless innings in relief and did not allow an earned run at #24 Florida State on Mar. 20...pitched the ninth inning to record his first career save in the second game of a doubleheader against Elon on Mar. 24...pitched 2.0 innings in relief to record the save in the first game of a doubleheader at Boston College on Mar. 28...pitched 2.0 hitless and scoreless innings in relief with two strikeouts at #1 Georgia on Mar. 31...pitched 4.0 innings in relief, allowing one hit, one run, and no walks with five strikeouts at South Carolina on Apr. 7...pitched 2.0 innings in relief, allowing two hits, no runs, and one walk with two strikeouts to record the save against #5 Miami (FL) on Apr. 12...pitched 2.1 innings in relief, allowing no hits, no runs, and no walks with one strikeout against College of Charleston on May 12...struck out the only batter he faced to record the save at N.C. State on May 16...pitched 4.1 innings in relief, allowing four hits, one run, and two walks with four strikeouts against Oklahoma State in the Clemson Regional on June 1...played for Florence in the Coastal Plain League in the summer, where he was 0-0 with a 3.86 ERA in 7.0 innings pitched over two appearances (one start); he had eight strikeouts against only one walk.

BEFORE CLEMSON: Second-team All-American and conference (western division) player-of-the-year at Seward County (KS) Community College in 2008...first-team all-region and first-team all-conference in 2008...played on the NJCAA National team...member of the conference champions in 2007 and 2008...coached by Galen McSpadden at Seward County Community College...lettered three times in baseball at Amarillo High School, where he was coached by Gary Hix.

PERSONAL: Majoring in preprofessional health studies...pronounced TAH-muhs...born Tomas Marc Cruz on Mar. 4, 1988 in Amarillo, TX.

Cruz's Overall Stats

Year	ERA	W-L	G-GS	CG	SHO	SV	IP	H	R	ER	BB	SO
2009	3.33	2-3	24-0	0	0	4	46.0	32	19	17	16	39
2010	5.36	3-3	24-0	0	0	3	40.1	48	24	24	18	27
Total	4.27	5-6	48-0	0	0	7	86.1	80	43	41	34	66

Cruz's ACC Regular-Season Stats

Year	ERA	W-L	G-GS	CG	SHO	SV	IP	H	R	ER	BB	SO
2009	3.26	2-1	10-0	0	0	3	19.1	18	9	7	5	15
2010	7.08	2-0	11-0	0	0	2	20.1	30	16	16	8	18
Total	5.22	4-1	21-0	0	0	5	39.2	48	25	23	13	33

Cruz's ACC Tournament Stats

Year	ERA	W-L	G-GS	CG	SHO	SV	IP	H	R	ER	BB	SO
2009	9.00	0-0	1-0	0	0	0	1.0	1	1	1	2	0
2010	18.00	0-0	1-0	0	0	0	1.0	3	2	2	1	0
Total	13.50	0-0	2-0	0	0	0	2.0	4	3	3	3	0

Cruz's NCAA Tournament Stats

Year	ERA	W-L	G-GS	CG	SHO	SV	IP	H	R	ER	BB	SO
2009	1.80	0-0	2-0	0	0	0	5.0	5	1	1	2	4
2010	5.06	0-1	3-0	0	0	0	5.1	4	3	3	5	5
Total	3.48	0-1	5-0	0	0	0	10.1	9	4	4	7	9



#47 Marcus Curry

C • R-R • 5-7 • 210 • Fr. • HS
Nichols, SC • Green Sea Floyds HS

Original walk-on in his first year in the program.

2010: Red-shirted.

BEFORE CLEMSON: Lettered four times in baseball and four times in football at Green Sea Floyds High School, where he was coached by Gene Martin...earned his team's coach's award as a junior.

PERSONAL: Majoring in packaging science...born

Marcus Denard Curry on Sept. 14, 1990 in Ludwigsburg, Germany.



#26 Chris Epps

OF • L-R • 6-0 • 185 • Jr. • 2VL
Stone Mountain, GA • Dunwoody HS

Has an excellent eye at the plate...a career .244 hitter in 152 games (103 starts) over three seasons...has 16 doubles, three triples, eight homers, 55 RBIs, and 30 steals in his career...has 101 walks and a .402 on-base percentage...his career mark of one walk every 3.97 at-bats is third-best in school history.

2010: Team co-captain...hit .221 with 45 runs,

eight doubles, one triple, three homers, 16 RBIs, 46 walks, a .389 on-base percentage, and 16 steals in 56 games (41 starts, including 24 in centerfield, 15 as the DH, and two in right field)...ninth in the ACC in walks...had two outfield assists...started a team-high 35 games as the leadoff batter...was 7-for-16 (.438) with a .550 on-base percentage after the eighth inning...was 3-for-8 (.375) with a homer, triple, three RBIs, and two walks as a pinch-hitter...received the Bob Bradley Award as Clemson's MVP of the three-game series against #15 South Carolina from Mar. 5-7; he was 7-for-14 (.500) with two homers, one double, six RBIs, six runs, two walks, and one steal in three starts...had a streak of seven straight games reaching base at least three times and a streak of eight games of reaching base at least twice, both in April...led off the 10th inning with a single and came around to score the walkoff run on a wild pitch against Dayton on Mar. 3...went 2-for-3 with a homer, two runs, including the game-winning run in the eighth inning, and a walk against #15 South Carolina on Mar. 5...went 2-for-5 with a double, two runs, and a steal against #15 South Carolina at Greenville, SC on Mar. 6...went 3-for-6 with a grand slam, five RBIs, two runs, and a walk at #15 South Carolina on Mar. 7...hit a pinch-hit home run against Georgia Southern on Mar. 17...went 2-for-4 with a double, two runs, and a walk against Boston College on Apr. 3...went 1-for-3 with an RBI, run, three walks, and a steal against Boston College on Apr. 4; he went 4-for-9 (.444) with two doubles, two RBIs, six runs, six walks, a .667 on-base percentage, and two steals in the series...went 3-for-5 with an RBI and two runs at Georgia on Apr. 6...walked twice, was hit-by-pitch twice, and scored two runs at Duke on Apr. 10...went 2-for-4 with a double, RBI, three runs, and a walk against South Carolina-Upstate on Apr. 21...hit a pinch-hit, run-scoring triple against #16 Alabama in the Clemson Super Regional on June 12...went 2-for-4 with two runs and a walk against #16 Alabama in the Clemson Super Regional on June 14; he was 4-for-8 with a triple and steal in three Clemson Super Regional games...went 2-for-5 with a run and steal against #1 Arizona State in the College World Series on June 21...drew a pinch-hit walk and scored a run against #5 South Carolina in the College World Series on June 26.

2009: Hit .297 with 32 runs, six doubles, two triples, four homers, 27 RBIs, and nine stolen bases in 56 games (29 starts, including 25 as the DH, three in right field, and one in centerfield)...played in a team-high 27 games off the bench...had a .415 on-base percentage thanks to 25 walks in 128 at-bats...hit a team-high .388 with a .488 on-base percentage in night games...had a .400 on-base percentage in ACC regular-season games...hit a team-high .464 with one double, two homers, nine RBIs, and eight runs in seven NCAA Tournament games...inserted into the starting lineup as the leadoff batter and DH for the last 13 games of the regular season, the three ACC Tournament games, and the seven NCAA Tournament games, as Clemson had a 16-7 record over that span; he was 30-for-90 (.333) with four doubles, one triple, three homers, 20 RBIs, 24 runs, 12 walks, and six steals in the last 23 games and reached base via a hit or walk in 22 of those 23 games; he also hit safely in 12 of the last 13 games and in all seven NCAA Tournament games...led the team in starts as the leadoff batter (23)...batted .333 with a .415 on-base percentage in 24 games hitting in the leadoff spot in the batting order...was 5-for-15 (.333) with two doubles, three RBIs, seven walks, and a .545 on-base percentage as a pinch-hitter...hit .365 with runners on base, .385 with

runners in scoring position, .333 with two outs, and .341 against lefthanders...13 of his 27 RBIs were two-out RBIs...named Clemson Regional MVP and a member of the Clemson Regional All-Tournament team after going 10-for-19 (.526) with one double, two homers, six RBIs, seven runs, and a steal in five games...came off the bench and went 1-for-1 with two runs, one walk, and one steal against Michigan State on Mar. 10...went 1-for-2 with a triple, two runs, and one steal against Presbyterian on Mar. 17...hit a three-run homer and totaled four RBIs in the second game of a doubleheader against Elon on Mar. 24...hit a pinch-hit, run-scoring double at #1 Georgia on Mar. 31...hit a pinch-hit, run-scoring single in the fifth inning to give Clemson the lead for good and stole a base against South Carolina on Apr. 8...hit a pinch-hit single and scored a run in the first game of a doubleheader against #5 Miami (FL) on Apr. 11...hit a pinch-hit, run-scoring double at Virginia Tech on Apr. 18...scored three runs against #4 Georgia Tech on Apr. 25; he started as the leadoff batter for the first time all season...went 2-for-4 with a triple and two RBIs against Maryland on May 2; he had a team-high five RBIs in the series...went 3-for-3 with two doubles, three RBIs, and a walk against North Carolina-Wilmington on May 8; he was 5-for-11 (.455) with two doubles, three RBIs, and three runs in the series...went 3-for-4 with two RBIs, a run, and walk at N.C. State on May 14...went 1-for-3 with two runs, two walks, and a steal at N.C. State on May 15...hit the first pitch over the fence for a homer at N.C. State on May 16; he was 5-for-11 (.455) with a homer, three RBIs, four runs, and three walks in the series...hit a bunt single in the ninth inning and scored the winning run against Tennessee Tech in the Clemson Regional on May 29...went 3-for-3 with a homer, two RBIs, two runs, and a walk against Tennessee Tech in the Clemson Regional on May 31...went 3-for-5 with an RBI, two runs, and a steal against Oklahoma State in the Clemson Regional on May 31...went 2-for-4 with a double, homer, two RBIs, and two runs against Oklahoma State in the Clemson Regional on June 1; his two-out, two-run homer on an 0-2 pitch in the seventh inning started Clemson's comeback from a 5-1 deficit...went 2-for-5 with three RBIs at #2 Arizona State in the Tempe Super Regional on June 6...played for Thomasville in the Coastal Plain League in the summer, where he hit .344 with 40 runs, 10 doubles, five triples, six homers, 22 RBIs, a .470 on-base percentage, and 12 steals in 33 games; named to the league's All-Star team; named league tri-hitter-of-the-week on July 6 after going 11-for-26 (.423) with one homer, three doubles, two triples, and 11 RBIs in six games...named the league's #4 prospect by **Baseball America**.

2008: Hit .218 with 19 runs, two doubles, one homer, 12 RBIs, a .406 on-base percentage, and five stolen bases in 40 games (33 starts, including a team-high 27 in right field and six as the DH)...second on the team in on-base percentage...walked once every 3.37 at-bats (30 walks in 101 at-bats), the fifth-best mark in school history...was 2-for-5 as a pinch-hitter...hit .296 with runners in scoring position...hit .357 with runners in scoring position and two outs...hit .350 with runners on base and two outs...had a .456 on-base percentage, best on the team by 50 points, in 20 home games thanks to 21 walks against only nine strikeouts...was 3-for-8 (.375) with a .545 on-base percentage in three neutral-site games...hit .304 with a .494 on-base percentage in Clemson wins and only .122 with a .294 on-base percentage in Clemson losses...went 3-for-3 with two runs, a walk, and stolen base in the first game of a doubleheader against Mercer on Feb. 23...went 2-for-4 with a two-run homer in the second game of a doubleheader against Mercer on Feb. 23; he went 5-for-7 in the doubleheader and was 5-for-5 in his first five official at-bats of his career; he also walked, therefore he reached base safely in each of his first six plate appearances...went 2-for-3 with two runs, two RBIs, a hit-by-pitch, and stolen base at Duke on Apr. 18...went 2-for-4 with three RBIs against Presbyterian at Greenville, SC on Apr. 23...walked three times, scored two runs, and stole two bases against Virginia Tech on Apr. 25...hit a pinch-hit double at Central Florida on May 15.

BEFORE CLEMSON: Member of the state championship team as a senior at Dunwoody High School, the school's first-ever state title...#106 prospect in the nation by **Perfect Game** and #111 prospect by **Baseball America**...#7 prospect in Georgia by **Perfect Game**...drafted in the 28th round (#869 overall pick) by the Chicago White Sox...lettered four times in baseball at Dunwoody High, where he was coached by Tom Bass.

PERSONAL: Majoring in community recreation, sport, & camp management...born Christopher Kenneth Epps on Dec. 10, 1988 in Atlanta, GA.

Epps' Overall Stats

Year	AVG	G-GS	AB	R	H	2B	3B	HR	RBI	TB	BB	HBP	SF	OB%	SB
2008	.218	40-33	101	19	22	2	0	1	12	27	30	2	0	.406	5-6
2009	.297	56-29	128	32	38	6	2	4	27	60	25	3	3	.415	9-11
2010	.221	56-41	172	45	38	8	1	3	16	57	46	2	1	.389	16-23
Total	.244	152-103	401	96	98	16	3	8	55	144	101	7	4	.402	30-40

Epps' ACC Regular-Season Stats

Year	AVG	G-GS	AB	R	H	2B	3B	HR	RBI	TB	BB	HBP	SF	OB%	SB
2008	.180	20-16	50	8	9	0	0	0	5	9	13	2	0	.369	3-4
2009	.271	21-11	48	12	13	1	1	1	9	19	11	0	1	.400	3-5
2010	.173	22-18	75	16	13	4	0	0	5	17	21	2	0	.367	6-10
Total	.202	63-45	173	36	35	5	1	1	19	45	45	4	1	.377	12-19

Epps' ACC Tournament Stats

Year	AVG	G-GS	AB	R	H	2B	3B	HR	RBI	TB	BB	HBP	SF	OB%	SB
2008	.000	1-1	2	1	0	0	0	0	0	0	2	0	0	.500	0-0
2009	.154	3-3	13	1	2	1	0	0	0	3	1	0	0	.214	2-2
2010	.000	2-1	4	0	0	0	0	0	1	0	1	0	0	.200	0-0
Total	.105	6-5	19	2	2	1	0	0	1	3	4	0	0	.261	2-2

Epps' NCAA Tournament Stats

Year	AVG	G-GS	AB	R	H	2B	3B	HR	RBI	TB	BB	HBP	SF	OB%	SB
2009	.464	7-7	28	8	13	1	0	2	9	20	1	2	1	.500	1-1
2010	.286	8-4	21	4	6	0	1	0	1	8	2	0	0	.348	2-3
Total	.388	15-11	49	12	19	1	1	2	10	28	3	2	1	.436	3-4



#20 Scott Firth

RHP • R-R • 5-11 • 160 • Fr. • HS
Buffalo Grove, IL • Adlai E. Stevenson School

Talented righthander...has one of the team's best arms...has been used in long relief and has made spot starts...has the potential to be a starting pitcher for years to come.

2010: Had a 2-1 record and a 3.58 ERA in 16 appearances (four starts)...in 32.2 innings pitched, he allowed 43 hits and 12 walks with 25 strikeouts...led the team in ERA (minimum 15.0 innings pitched)...had 44 groundball outs compared to just 23 flyball outs...Clemson was 4-0 in his four starts...held leadoff batters of an inning to 5-for-33 (.152) with only one walk against nine strikeouts...in 9.1 innings pitched after the sixth inning, he allowed just one earned run (0.96 ERA)...pitched a scoreless inning in relief with two strikeouts in his first career outing against Michigan State at Greenville, SC on Feb. 20...pitched 1.1 scoreless innings in relief against Western Carolina on Apr. 14...pitched 2.0 innings in relief, allowing one hit, no runs, and one walk with one strikeout against Florida Gulf Coast on May 4...pitched 6.0 innings in a starting role, allowing six hits, one run, and one walk with four strikeouts to earn his first career win against Furman at Greenville, SC on May 11; he allowed two runners to advance past first base in the first inning, but did not allow a runner past first base in his last 5.0 innings pitched...pitched 5.1 innings in a starting role, allowing seven hits, two runs, and no walks with six strikeouts to earn the win against Presbyterian on May 18...pitched a scoreless eighth inning against Southern Mississippi in the Auburn Regional on June 4.

BEFORE CLEMSON: Drafted in the 36th round (#1076 overall pick) by the Baltimore Orioles in 2009...#1 high school righthander prospect in Illinois and #3 overall high school prospect in Illinois by **Prep Baseball Report**...#11 high school prospect in Illinois and #391 high school prospect in the nation by **Perfect Game**...member of Team Illinois...first-team all-state pick as a senior at Adlai E. Stevenson School...set the school record for career strikeouts...all-conference selection as a sophomore, junior, and senior...played in the 2008 Midwest Pro Scout Classic and 2008 Pitch & Hit Club Pro Scout Showcase...lettered three times in baseball at Adlai E. Stevenson School, where he was coached by Paul Mazzuca.

PERSONAL: First Tiger from Illinois since 1991 (Tad Smith)...majoring in psychology...born Scott William Firth on Jan. 2, 1991 in Park Ridge, IL.

Firth's Overall Stats

Year	ERA	W-L	G-GS	CG	SHO	SV	IP	H	R	ER	BB	SO
2010	3.58	2-1	16-4	0	0	0	32.2	43	21	13	12	25

Firth's ACC Regular-Season Stats

Year	ERA	W-L	G-GS	CG	SHO	SV	IP	H	R	ER	BB	SO
2010	9.00	0-0	1-0	0	0	0	1.0	2	1	1	1	2

Firth's ACC Tournament Stats

Year	ERA	W-L	G-GS	CG	SHO	SV	IP	H	R	ER	BB	SO
2010	4.50	0-0	1-0	0	0	0	4.0	5	2	2	0	1

Firth's NCAA Tournament Stats

Year	ERA	W-L	G-GS	CG	SHO	SV	IP	H	R	ER	BB	SO
2010	7.71	0-0	2-1	0	0	0	2.1	5	3	2	1	1



#39 Alex Frederick

RHP • R-R • 5-9 • 180 • *Jr. • 1VL
Lagrangeville, NY • Dutchess CC

Former junior college transfer who has been effective in long relief roles...emerged as Clemson's most-reliable reliever in 2010, thanks to his outstanding breaking ball, after not factoring in the bullpen in 2009...athletic fielder who has three pickoffs in his two seasons as a Tiger...has a 9-3 record, four saves, a 4.67 ERA, and 68 strikeouts against 46 walks in 90.2 innings pitched

over 45 career appearances (three starts) at the collegiate level (three seasons, one at Iona and two at Clemson)...in his career at home, he is 6-0 with a 1.89 ERA and 46 strikeouts against only 16 walks and has allowed just 34 hits in 47.2 innings pitched over 23 appearances (one start).

2010: Had a 7-2 record, a team-high four saves, and a 3.75 ERA in a team-high 33 appearances (one start)...in 62.1 innings pitched, he allowed 63 hits (.272 opponents' batting average) and 28 walks with 54 strikeouts...fourth in the ACC in appearances, fourth in relief appearances, and tied for 10th in saves...his 33 appearances tied for most in school history and his 32 relief appearances tied for fourth-most...had a team-high three pickoffs...had a 4-1 record, one save, and a 4.50 ERA in 30.0 innings pitched over 14 relief appearances in ACC regular-season games...in 10.2 innings pitched over six relief appearances in the NCAA Tournament, he had a 1-0 record, two saves, a 2.53 ERA, and 11 strikeouts against three walks; his six appearances, six relief appearances, and two saves either set or tied a school record for a single NCAA Tournament...held opponents to a .209 batting average with runners on base and 1-for-14 (.071) with the bases loaded...allowed just one run in 6.1 innings pitched in the ninth inning (1.42 ERA)...earned wins in four consecutive outings and six of seven outings late in the season...had a team-best 2.16 ERA along with a 5-0 record, two saves, a .209 opponents' batting average, and 39 strikeouts against only 16 walks in 41.2 innings pitched over 19 appearances (one start) at home...pitched 2.2 innings in relief, allowing one hit, no runs, and no walks with two strikeouts against Furman on Feb. 21...retired the only batter he faced to record his first career save against Wright State on Feb. 26...pitched 3.0 innings in relief, allowing three hits and one run to record the save in the first game of a doubleheader against Virginia Tech on Mar. 20...pitched 4.0 innings in relief, allowing three hits and no runs with three strikeouts against Elon on Mar. 24...pitched a hitless and scoreless eighth inning in the second game of a doubleheader at #1 Virginia on Mar. 27...pitched 5.2 innings in relief, allowing one walk with seven strikeouts against Boston College on Apr. 3...pitched 1.2 hitless and scoreless innings in relief with one strikeout to earn the win against North Carolina on Apr. 24...retired all five batters he faced, including two with a runner on third base in the eighth inning, with two strikeouts to close out the game and earn the win in the second game of a doubleheader against Florida Gulf Coast on May 2...pitched 5.0 innings in his first start as a Tiger, allowing four hits, one earned run, and two walks with six strikeouts to earn the win against Florida Gulf Coast on May 4...pitched 5.0 innings in relief, allowing six hits and two runs to earn the win at Maryland on May 8...pitched 2.1 innings in relief with two strikeouts to earn the win against #7 Florida State on May 20...pitched 4.2 innings in relief, allowing one hit, no runs, and two walks with five strikeouts to earn the win against #7 Florida State on May 22; he earned two victories in the series, becoming the first Tiger to win two games in a series since 1994...pitched 3.0 innings in relief, allowing two runs and no walks with five strikeouts to earn the win at #14 Auburn in the Auburn Regional on June 7...pitched 2.1 innings in relief, allowing one hit, no runs, and no walks with one strikeout against #16 Alabama in the Clemson Super Regional on June 14; in 3.0 innings pitched over two relief appearances in the Clemson Super Regional, he allowed just one hit, no runs, and no walks with two strikeouts...pitched 3.0 innings in relief, allowing one hit, no runs, and one walk with two strikeouts to record the save against #1 Arizona State in the College World Series on June 21...pitched a scoreless ninth inning with a strikeout to record the save against #6 Oklahoma in the College World Series on June 22; in 4.2 innings pitched over three relief appearances in the College World Series, he recorded two saves with a 1.93 ERA, a .222 opponents' batting average, and four strikeouts; he led all players in the College World Series with two saves.

2009: Had a 1-0 record and 3.72 ERA in six relief appearances...in 9.2 innings pitched, he allowed 11 hits (.289 opponents' batting average) and four walks with eight strikeouts...allowed all four of his runs in his last outing, therefore he did not allow an earned run in his other five outings...in 6.0 innings pitched over three relief appearances in ACC regular-season games, he had a 0.00 ERA and .238 opponents' batting average...in his first outing as a Tiger, he pitched a scoreless inning in relief against North Carolina-Asheville on Mar. 4...pitched 2.0 perfect innings in relief with

three strikeouts in the first game of a doubleheader against #5 Miami (FL) on Apr. 11...pitched 2.0 innings in relief, allowing one hit, no runs, and no walks with three strikeouts to earn his first win as a Tiger against Western Carolina on Apr. 15...pitched 3.0 scoreless innings in relief at Virginia Tech on Apr. 18.

BEFORE CLEMSON: Played at Dutchess Community College in 2008, where he was coached by Steve Greller...played at Iona in 2007, where he was 1-1 with an 8.20 ERA in 18.2 innings pitched over six appearances (two starts); he did not allow a stolen base in three attempts...all-state, all-conference, and all-section selection along with earning section MVP honors as a senior at Our Lady of Lourdes High School...had a 23-3 record and over 200 strikeouts in his high school career...member of the state championship team as a senior...member of the AAU national championship team...lettered three times at Our Lady of Lourdes High, where he was coached by Greller.

PERSONAL: His father David played baseball and football at Union...majoring in economics...born Alexander Peter Frederick on Apr. 23, 1988 in Lagrangeville, NY.

Frederick's Overall Stats

Year	ERA	W-L	G-GS	CG	SHO	SV	IP	H	R	ER	BB	SO
2007*	8.20	1-1	6-2	0	0	0	18.2	32	22	17	14	6
2009	3.72	1-0	6-0	0	0	0	9.2	11	5	4	4	8
2010	3.75	7-2	33-1	0	0	4	62.1	63	28	26	28	54
Total	4.67	9-3	45-3	0	0	4	90.2	106	55	47	46	68

* - Iona

Frederick's ACC Regular-Season Stats

Year	ERA	W-L	G-GS	CG	SHO	SV	IP	H	R	ER	BB	SO
2009	0.00	0-0	3-0	0	0	0	6.0	5	1	0	3	5
2010	4.50	4-1	14-0	0	0	1	30.0	29	16	15	17	22
Total	3.75	4-1	17-0	0	0	1	36.0	34	17	15	20	27

Frederick's ACC Tournament Stats

Year	ERA	W-L	G-GS	CG	SHO	SV	IP	H	R	ER	BB	SO
2010	36.00	0-1	2-0	0	0	0	1.0	4	4	4	1	1

Frederick's NCAA Tournament Stats

Year	ERA	W-L	G-GS	CG	SHO	SV	IP	H	R	ER	BB	SO
2010	2.53	1-0	6-0	0	0	2	10.2	11	3	3	3	11



#5 Mike Freeman

2B • L-R • 5-11 • 185 • Sr. • 2VL
Orlando, FL • University of Georgia

Came to Clemson after transferring from Georgia, where he played in 2007...outstanding defensive second baseman who sprayed the ball to all fields at the plate...was a three-year starter at second base...a career .316 hitter with 52 doubles, six triples, 13 homers, 128 RBIs, and 27 stolen bases in 237 games (227 starts) at the collegiate level (four seasons, one at Georgia and three at Clemson)...

was 16-for-38 (.421) in nine career ACC Tournament games...a career .354 hitter with two homers, one triple, seven doubles, 13 RBIs, and 17 runs in 18 NCAA Tournament games...three-time All-ACC Academic team member...drafted three times in his career, once out of high school and twice while at Clemson.

2010: Drafted in the 11th round (#331 overall pick) by the Arizona Diamondbacks...team co-captain...Second-Team All-ACC selection...All-ACC Academic team member...hit .331 with 68 runs, a team-high 99 hits, a team-high 24 doubles, one triple, eight homers, 57 RBIs, 33 walks, 11 steals, and a .975 fielding percentage in 69 games (all starts at second base)...his 299 at-bats were second-most in school history, his 24 doubles tied for sixth-most, and his 69 games tied for 10th-most...started all 69 of his games in the #2 spot in the batting order...second on the team in extra-base hits (33)...had a team-high seven sacrifice flies...had a team-tying-high 29 multi-hit games and 10 multi-RBI games...tied for 19th in the nation in hits and tied for 25th in sacrifice flies...second in the ACC in hits, tied for third in doubles, tied for fourth in sacrifice flies, and tied for ninth in runs...had three bunt singles...hit a team-best .364 in 31 night games...hit .364 against lefthanders...was 18-for-52 (.346) with a homer, four doubles, six RBIs, and 11 runs in 11 NCAA Tournament games...involved in 63 of the team's 81 double plays...hit safely in his last 24 home games...hit safely in 34 of his last 38 games...had an 18-game hitting streak from April to May and a 15-game hitting streak from May to June...did not commit an error in the last 18 games...named to the Auburn Regional All-Tournament team after going 6-for-17 (.353) with a homer, two doubles, four RBIs, seven runs, two walks, and a hit-by-pitch in four games...went 2-for-5 with a three-run homer, double, and two runs against Michigan State

at Greenville, SC on Feb. 20...went 2-for-3 with two doubles, three runs, one RBI, two walks, and two steals against Furman on Feb. 21...went 3-for-5 with three runs, one RBI, and one steal against Wright State on Feb. 28...went 3-for-6 with a homer and three runs at #15 South Carolina on Mar. 7; he had six hits in the series...went 3-for-4 with a homer, two doubles, four RBIs, three runs, and a walk against Boston College on Apr. 2; he went 5-for-12 (.417) with three doubles, one homer, six RBIs, four runs, and four walks in the series...went 2-for-5 with a double, three runs, a walk, and steal at Georgia on Apr. 6...went 3-for-5 with a double and six RBIs against Georgia on Apr. 7; he went 5-for-10 with two doubles, six RBIs, a walk, and steal in the midweek series against his former team...went 1-for-2 with a three-run homer, four runs, and a team-season-high four walks against South Carolina-Upstate on Apr. 21...went 2-for-4 with a homer, double, two RBIs, two runs, and a walk in the first game of a doubleheader against Florida Gulf Coast on May 2...went 3-for-3 with an RBI, two runs, a walk, and two steals in the second game of a doubleheader against Florida Gulf Coast on May 2; in the doubleheader, he went 5-for-7 with a homer, double, three RBIs, four runs, two walks, and two steals...hit a grand slam against Florida Gulf Coast on May 4; he went 8-for-17 (.471) with two homers, two doubles, eight RBIs, six runs, three walks, and two steals in the series...went 4-for-5 with three RBIs and two runs at Maryland on May 7; it was the same day he graduated in Clemson...went 2-for-6 with a double and two runs at Maryland on May 8; he went 7-for-15 (.467) with three RBIs and five runs in the series...went 4-for-5 with two doubles, an RBI, two runs, and a hit-by-pitch against Furman at Greenville, SC on May 11...went 2-for-3 with a double, RBI, and two walks against N.C. State in the ACC Tournament on May 26...went 2-for-4 with two RBIs against #6 Georgia Tech in the ACC Tournament on May 29; he was 5-for-12 (.417) with a double and three RBIs in three ACC Tournament games...hit a run-scoring double, scored three runs, and added a walk against Southern Mississippi in the Auburn Regional on June 4...hit a two-run homer at #14 Auburn in the Auburn Regional on June 5...went 3-for-4 with a double, RBI, two runs, and a walk at #14 Auburn in the Auburn Regional on June 6...went 3-for-7 with two doubles, an RBI, and two runs against #16 Alabama in the Clemson Super Regional on June 13...went 3-for-5 with a run against #16 Alabama in the Clemson Super Regional on June 14; he was 8-for-17 (.471) with two doubles, two RBIs, and four runs in three Clemson Super Regional games...went 2-for-5 against #1 Arizona State in the College World Series on June 21...went 2-for-5 against #5 South Carolina in the College World Series on June 26...preseason second-team All-ACC by SEBaseball.com...won the Omaha Challenge competition among position players in the fall of 2009.

2009: Drafted in the 36th round (#1086 overall pick) by the Arizona Diamondbacks...team co-captain...All-ACC Academic team member...hit .328 with 60 runs, 16 doubles, five triples, four homers, 44 RBIs, and 11 stolen bases in 66 games (all starts at second base)...one of only three Tigers to start every game...tied for the team lead in games, starts, and runs...led the team in triples, sacrifice flies (7), at-bats (268), and plate appearances (323)...tied for second in the ACC in triples, tied for eighth in hits (88), and tied for 10th in walks (42)...had a .414 on-base percentage...had a stellar .979 fielding percentage thanks to committing just seven errors...played all but a handful of Clemson's 594.1 innings at second base...had a .425 on-base percentage and .981 fielding percentage in ACC regular-season games...hit a team-high .400 with three doubles, one triple, two homers, nine RBIs, and 10 runs in 10 postseason games...in the last 24 games, he was 38-for-97 (.392) with 25 runs, nine doubles, one triple, two homers, and 21 RBIs...had 25 multi-hit games, second-most on the team, including 10 games of at least three hits...had a team-high four four-hit games...hit .386 against lefthanders...had a 19-game errorless streak from March to April and an 18-game errorless streak from April to May...had a 10-game hitting streak from April to May...named to the Clemson Regional All-Tournament team after going 11-for-22 (.500) with three doubles, a triple, homer, seven RBIs, and six runs in five games...went 1-for-2 with a double, two runs, and three walks at #2 North Carolina on Mar. 8...went 2-for-5 with a double, walk, and two RBIs against Michigan State on Mar. 10...went 4-for-4 with a double and two runs against Michigan State at Greenville, SC on Mar. 11...went 3-for-5 with a double and two runs in the second game of a doubleheader against Wake Forest on Mar. 13...went 2-for-3 with a double, triple, three runs, one RBI, one walk, and one steal against Wake Forest on Mar. 15; he went 6-for-13 (.462) with two doubles and a triple in the series...went 4-for-5 with a homer, triple, three runs, a team-season-high seven RBIs, a walk, and steal against South Carolina-Upstate on Mar. 18...went 3-for-4 with a run in the first game of a doubleheader against Elon on Mar. 24; he went 5-for-8 in the doubleheader...went 2-for-3 with two runs and two walks against Duke on Apr. 5...had three RBIs at Western Carolina on Apr. 14...went 3-for-4 with a homer, three RBIs, two runs, a walk, and steal at Virginia Tech on Apr. 19...went 2-for-3 with a double, two runs, an RBI, and two walks against #4 Georgia Tech on Apr. 25...went 2-for-3 with a run and walk against #4 Georgia Tech on Apr.

26; he went 5-for-8 (.625) with five walks in the series...went 3-for-4 with a double, two runs, an RBI, and walk in the second game of a doubleheader against Maryland on May 3; he went 6-for-12 (.500) with four runs, two doubles, and three walks in the series...went 3-for-5 with a double, two RBIs, two runs, and a walk at N.C. State on May 14...went 4-for-6 with a homer and two runs against #4 North Carolina in the ACC Tournament on May 23; he went 7-for-15 (.467) with a homer, two RBIs, and four runs in three ACC Tournament games...went 4-for-6 with a homer, two RBIs, and a team-season-high four runs against Oklahoma State in the Clemson Regional on May 31...went 3-for-4 with a double, triple, and RBI against Oklahoma State in the Clemson Regional on June 1.

2008: All-ACC Academic team member...hit a team-best .332 with 46 runs, eight doubles, one homer, 19 RBIs, a .401 on-base percentage, and three steals in 54 games (52 starts, including 50 at second base and two at third base)...his one home run was a grand slam, one of only three hit by the team...tied for the team lead in runs and sacrifice bunts (6)...had a solid .959 fielding percentage...in the last 30 games, he committed only three errors (.982 fielding percentage)...started at the leadoff spot a team-high 35 times...had a team-tying-high 21 multi-hit games...batted .350 with a .406 on-base percentage in 30 ACC regular-season games...hit .340 with runners in scoring position...was 3-for-6 (.500) with one homer and seven RBIs with the bases loaded...was 17-for-29 (.586) with runners in scoring position and less than two outs...had five-straight two-hit games in May and had at least two hits in eight of the last 10 games of the season...was 30-for-77 (.390) after the fifth inning...hit .433 with a .505 on-base percentage (both team-bests) in Clemson wins and only .240 with a .305 on-base percentage in Clemson losses...went 3-for-5 with three RBIs in the second game of a doubleheader at Wake Forest on Mar. 9...went 3-for-4 with a grand slam, two runs, five RBIs, and a stolen base against North Carolina-Greensboro on Mar. 11; the grand slam was his first career home run...went 2-for-3 with a double against Boston College on Mar. 16; he was 5-for-10 in the series...went 3-for-4 with two runs and one RBI against Elon on Mar. 25...went 3-for-4 at Maryland on Mar. 28...went 2-for-3 with a double, two runs, and one RBI at Maryland on Mar. 30; he was 5-for-11 (.455) in the series...went 3-for-5 with two runs at Duke on Apr. 18...went 2-for-4 with a double, three runs, and hit-by-pitch at Western Carolina on Apr. 22...went 3-for-4 with three runs, two RBIs, and a sacrifice bunt against Virginia Tech on Apr. 27...went 2-for-3 with a walk against #3 Florida State on May 4...went 2-for-5 with three runs, and one RBI at #25 Georgia Tech on May 11; he had two hits in all three games and went 6-for-14 (.429) with four runs in the series...went 2-for-3 with three runs, two walks, and a stolen base against College of Charleston on May 13...went 2-for-5 with an RBI at Central Florida on May 15; the game was played in his hometown...went 3-for-5 with a double, two runs, and a run-scoring single in the eighth inning that gave Clemson the lead for good at Central Florida on May 17...had a game-high two hits against #2 Miami (FL) in the ACC Tournament on May 21...went 2-for-4 with a double, two runs, one RBI, and two walks against #24 Georgia Tech in the ACC Tournament on May 24...played for Brewster in the Cape Cod League in the summer, where he hit .274 with seven doubles, one triple, one homer, and 22 RBIs in 44 games; he added 46 runs and five stolen bases...received the team's Citizenship Award.

BEFORE CLEMSON: Played for Keene in the New England Collegiate Baseball League in the summer of 2007, where he batted .297 in 40 games; he led the team in hits (49), RBIs (24), sacrifice bunts (5), and assists (147) while splitting time at shortstop and second base...lettered as a freshman at Georgia in 2007; he hit .237 with four doubles, eight RBIs, and a team-high seven sacrifice bunts in 48 games (40 starts)...went 3-for-4 with a double against #24 Georgia Tech at Turner Field...member of the SEC Academic Honor Roll...drafted in the 41st round (#1233 overall pick) by the San Diego Padres in 2006...batted .440 with 23 RBIs as a senior at Edgewater High School...defensive MVP in the Central Florida All-Star game...member of the state of Florida All-Star team...attended the East Coast Professional Showcase and Florida Diamond Club...member of the Orlando Scorpions, who finished second in the 2005 Perfect Game Under-18 World Wood Bat Championship while playing shortstop...batted .437 with 17 RBIs as a junior...lettered four times in baseball, two times in soccer, and once in golf at Edgewater High, where he was coached by Chip Gierke.

PERSONAL: Two-time member of the ACC Academic Honor Roll...graduated on May 7, 2010 with a degree in financial management...born Michael Barrett Freeman on Aug. 4, 1987 in Orlando, FL.

Freeman's Overall Stats

Year	AVG	G-GS	AB	R	H	2B	3B	HR	RBI	TB	BB	HBP	SF	OB%	SB
2007*	.237	48-40	135	14	32	4	0	0	8	36	12	2	0	.309	2-3
2008	.332	54-52	199	46	66	8	0	1	19	77	20	3	0	.401	3-7
2009	.328	66-66	268	60	88	16	5	4	44	126	42	2	7	.414	11-16
2010	.331	69-69	299	68	99	24	1	8	57	149	33	4	7	.397	11-12
Total	.316	237-227	901	188	285	52	6	13	128	388	107	11	14	.390	27-38

* - Georgia

Freeman's ACC Regular-Season Stats

Year	AVG	G-GS	AB	R	H	2B	3B	HR	RBI	TB	BB	HBP	SF	OB%	SB
2008	.350	30-29	117	26	41	3	0	0	9	44	10	1	0	.406	1-4
2009	.308	30-30	120	28	37	9	2	1	15	53	24	1	1	.425	5-10
2010	.271	30-30	129	25	35	9	0	2	19	50	13	1	4	.333	4-4
Total	.309	90-89	366	79	113	21	2	3	43	147	47	3	5	.387	10-18

Freeman's ACC Tournament Stats

Year	AVG	G-GS	AB	R	H	2B	3B	HR	RBI	TB	BB	HBP	SF	OB%	SB
2008	.364	3-3	11	2	4	1	0	0	1	5	2	0	0	.462	0-0
2009	.467	3-3	15	4	7	0	0	1	2	10	0	0	1	.438	0-0
2010	.417	3-3	12	1	5	1	0	0	3	6	2	0	1	.467	0-0
Total	.421	9-9	38	7	16	2	0	1	6	21	4	0	2	.455	0-0

Freeman's NCAA Tournament Stats

Year	AVG	G-GS	AB	R	H	2B	3B	HR	RBI	TB	BB	HBP	SF	OB%	SB
2009	.367	7-7	30	6	11	3	1	1	7	19	0	0	1	.355	0-0
2010	.346	11-11	52	11	18	4	0	1	6	25	2	1	0	.382	0-0
Total	.354	18-18	82	17	29	7	1	2	13	44	2	1	1	.372	0-0



#36 Casey Harman

LHP • L-L • 6-2 • 200 • Jr. • 2VL

South Burlington, VT • South Burlington HS

Lefthander who has excellent control and has shown a great deal of versatility as a starter and reliever during his career...has been Clemson's Friday starter since the middle of the 2009 season...in 251.2 innings pitched over 68 appearances (34 starts) and three seasons, he has a 16-12 record, one save, and a 3.86 ERA while allowing 257 hits (.263 opponents' batting average) and 60 walks

with 238 strikeouts...his 3.97-to-1 strikeout-to-walk ratio is second-best in school history and his 2.15 walks-per-nine-innings-pitched mark is fifth-best in school history...has allowed 38 career home runs, but 29 have been solo long balls...had a streak of 20 straight starts pitching at least 5.0 innings that started in 2009 and ended in 2010.

2010: Drafted in the 29th round (#880 overall pick) by the Chicago Cubs...had an 8-4 record and 3.86 ERA in a team-high 19 starts...in a team-high 121.0 innings pitched, he allowed 115 hits (.249 opponents' batting average) and 34 walks with 105 strikeouts...threw just four wild pitches...his 19 starts tied for the most in school history, his 518 batters faced were seventh-most, and his 121.0 innings pitched were seventh-most, including most by a Tiger since 1996...led the ACC in starts on the mound and innings pitched, fifth in strikeouts, eighth in opponents' batting average, ninth in ERA, and tied for ninth in wins...allowed only three steals in five attempts...gave up 16 homers, but 11 were solo long balls...held lefthanded batters to a .205 batting average...held opponents to 2-for-13 (.154) with the bases loaded...in 29.2 innings pitched over four NCAA Tournament starts, he allowed 29 hits (.259 opponents' batting average), nine earned runs (2.73 ERA), and four walks with 27 strikeouts; his four starts tied a school record for a single NCAA Tournament...pitched at least 5.0 innings in each of his first 12 starts and in 18 of his 19 starts...pitched 5.0 innings in a starting role, allowing one hit, no runs, and one walk with three strikeouts to earn the win against Miami (OH) on Feb. 19...pitched 5.2 innings in a starting role, allowing four hits and one run with six strikeouts to earn the win against Wright State on Feb. 26...pitched 6.0 innings in a starting role, allowing five hits, two runs, and two walks with three strikeouts to earn the win in the first game of a doubleheader against N.C. State on Mar. 13...pitched 7.1 innings in a starting role, allowing one hit, no runs, and three walks with four strikeouts to earn the win against Virginia Tech on Mar. 19; he only gave up a single in the sixth inning and did not allow a baserunner past second base; he was named one of four national players-of-the-week by **Collegiate Baseball** for his effort...pitched 7.0 innings in a starting role, allowing five hits, three runs, and no walks with three strikeouts at #1 Virginia on Mar. 26...pitched 6.0 innings in a starting role, allowing four hits, one run, and three walks with a team-season-high 10 strikeouts to earn the win against Boston College on Apr. 2...pitched 7.2 innings in a starting role, allowing one walk with nine strikeouts at #5 Georgia Tech on Apr.

16...pitched 7.0 innings in a starting role, allowing three earned runs and one walk with five strikeouts against North Carolina on Apr. 23; he suffered the loss, snapping a streak of 17 straight starts without a loss dating to 2009...pitched 7.0 innings in a starting role, allowing two runs and two walks with six strikeouts against Florida Gulf Coast on May 1...pitched 6.0 innings in a starting role, allowing six hits and two runs to earn the win at Maryland on May 7...pitched 6.0 innings in a starting role with eight strikeouts against #7 Florida State on May 20...pitched 5.1 innings in a starting role, allowing five hits with eight strikeouts against N.C. State in the ACC Tournament on May 26...pitched his first career complete game, allowing only five hits, two runs, and one walk with eight strikeouts to earn the win at #14 Auburn in the Auburn Regional on June 5; he limited a team that entered the regional first in the nation in homers, second in slugging percentage, seventh in batting average, and ninth in runs per game; he earned Auburn Regional All-Tournament honors as one of two pitchers; it was the only complete game by a Tiger in 2010...pitched 8.1 innings in a starting role, allowing one earned run and no walks with nine strikeouts against #16 Alabama in the Clemson Super Regional on June 12...pitched 6.0 innings in a starting role, allowing seven hits, three runs, and three walks with five strikeouts to earn the win against #1 Arizona State in the College World Series on June 21...pitched 6.1 innings in a starting role, allowing seven hits, three runs, and no walks with five strikeouts against #5 South Carolina in the College World Series on June 26...preseason first-team All-ACC by SEBaseball.com...listed as having the best changeup in the ACC in the preseason by **Baseball America**.

2009: Won the Stowe Award, given to the team's most valuable pitcher...second-team All-ACC by SEBaseball.com...had a 7-3 record, one save, and 3.95 ERA in 22 appearances (13 starts)...in a team-high 86.2 innings pitched, he allowed 98 hits (.282 opponents' batting average) and 16 walks with 89 strikeouts...tied for the team lead in wins, as his seven wins were the most by a Tiger since 2006...tied for eighth in the ACC in wins and was ninth in strikeouts...two of his 16 walks were intentional...had a 5.56 strikeout-to-walk ratio, the second-best mark in Clemson history...in his 13 starts, he was 6-1 with a 4.05 ERA and 73 strikeouts against only 12 walks in 73.1 innings pitched...in 54.0 innings pitched over 13 appearances (nine starts) in ACC regular-season games, he was 5-2 with a 4.33 ERA and allowed just seven walks with 46 strikeouts...in his last nine appearances (eight starts), he was 4-0 with a 3.47 ERA in 49.1 innings pitched and allowed just eight walks with 52 strikeouts...held lefthanded batters to a .214 batting average...had 19 strikeouts against only one walk against leadoff batters...pitched 1.1 hitless and scoreless innings in relief with two strikeouts to earn the win against Wofford on Feb. 25...pitched 3.1 innings in relief, allowing one hit, no runs, and no walks with six strikeouts against South Carolina on Feb. 28...pitched 4.1 innings in relief, allowing one hit, one run, and one walk with three strikeouts at #2 North Carolina on Mar. 6...pitched 6.1 innings in a starting role, allowing one run and no walks with four strikeouts to earn the win in the second game of a doubleheader against Wake Forest on Mar. 13...retired the only batter he faced to record his first career save at #24 Florida State on Mar. 21...pitched 7.0 innings in a starting role with nine strikeouts against one walk to earn the win in the first game of a doubleheader at Boston College on Mar. 28...pitched 6.0 innings in a starting role, allowing six hits, no runs, and no walks with five strikeouts to earn the win at Virginia Tech on Apr. 19...pitched 6.2 innings in a starting role, allowing seven hits, two runs, and one walk with four strikeouts to earn the win against #4 Georgia Tech on Apr. 25...pitched 6.0 innings in a starting role, allowing six hits, one earned run, and one walk with nine strikeouts to earn the win against North Carolina-Wilmington on May 9...pitched 5.0 innings in a starting role, allowing no walks with eight strikeouts to earn the win at N.C. State on May 15...pitched 7.1 innings in a starting role, allowing seven hits, two runs, and one walk with 10 strikeouts against #4 North Carolina in the ACC Tournament on May 23; he earned All-ACC Tournament honors as one of two pitchers...pitched 6.1 innings in a starting role, allowing three hits, two runs, and two walks with eight strikeouts against Oklahoma State in the Clemson Regional on May 30...USA National Team Trials invitee in the summer.

2008: Had a 1-5 record and 3.89 ERA in 27 appearances (two starts)...in 44.0 innings pitched, he allowed 44 hits (.257 opponents' batting average) and 10 walks with 44 strikeouts...tied for second on the team in appearances...his 4.40 strikeout-to-walk ratio was seventh-best in school history...did not allow more than three runs or two walks in any of his 27 appearances...had three pickoffs and allowed just two steals in five attempts...allowed just four of his 17 inherited baserunners to score...held lefthanded batters to a team-best .196 batting average, including 1-for-17 (.059) in his last six outings...held opponents to a .146 batting average with runners in scoring position and .203 batting average with runners on base, both team-bests...allowed eight home runs, but seven were solo homers and the other was a two-run homer...in his first career outing, he pitched a perfect inning in relief with a strikeout against

Mercer on Feb. 24...pitched 2.1 innings in relief, allowing two hits, no runs, and one walk with three strikeouts in the first game of a doubleheader at Wake Forest on Mar. 9...pitched 3.0 innings in relief, allowing two hits, no runs, and no walks with three strikeouts against North Carolina-Greensboro on Mar. 11...pitched 1.2 innings in relief, allowing no hits, no runs, and no walks with a strikeout against #21 Coastal Carolina on Mar. 18...pitched 3.0 innings in relief, allowing one hit, one run, and no walks with five strikeouts against Elon on Mar. 25...with Clemson ahead 2-1 in the bottom of the ninth inning, no outs, and runners on second and third, he retired two batters without allowing a run at Maryland on Mar. 28...pitched 3.1 innings in relief, allowing two hits, one run, and one walk with five strikeouts against #3 Florida State on May 5...pitched 2.0 innings in relief, allowing one hit, no runs, and one walk with three strikeouts to earn his first career win against College of Charleston on May 13...pitched 2.0 perfect innings in relief with two strikeouts against #2 Miami (FL) in the ACC Tournament on May 21...pitched 2.0 innings in relief, allowing no hits, no runs, and no walks against #24 Georgia Tech in the ACC Tournament on May 24; in 4.0 innings pitched over two relief appearances in the ACC Tournament, he allowed no hits, no runs, and no walks with two strikeouts against two top-25 ranked teams...played for Vermont in the New England Collegiate Baseball League in the summer, where he had a 5-0 record and 1.15 ERA in 47.0 innings pitched over 10 appearances (seven starts); he allowed just 29 hits (.174 opponents' batting average) and 15 walks with 51 strikeouts; he allowed just four extra-base hits, including no home runs...starting pitcher for the Northern team in the All-Star game...#4 New England Collegiate Baseball League prospect by **Baseball America**.

BEFORE CLEMSON: Gatorade Player-of-the-Year and Louisville Slugger Player-of-the-Year as a senior at South Burlington High School...first-team all-state selection and picked to the Vermont North-South All-Star game as a senior...#1 prospect in Vermont by **Perfect Game**...played on the state championship team as a sophomore and junior...lettered four times in baseball and three times in basketball at South Burlington High, where he was coached by Patrick Bose...played at the same high school that Jack Leggett attended; Leggett's baseball team won the state title as a junior (1971) and senior (1972), the school's last state championships until 2005.

PERSONAL: Majoring in health services administration...born Casey Richard Harman on Mar. 17, 1989 in Fort Myers, FL.

Harman's Overall Stats

Year	ERA	W-L	G-GS	CG	SHO	SV	IP	H	R	ER	BB	SO
2008	3.89	1-5	27-2	0	0	0	44.0	44	21	19	10	44
2009	3.95	7-3	22-13	0	0	1	86.2	98	40	38	16	89
2010	3.79	8-4	19-19	1	0	0	121.0	115	58	51	34	105
Total	3.86	16-12	68-34	1	0	1	251.2	257	119	108	60	238

Harman's ACC Regular-Season Stats

Year	ERA	W-L	G-GS	CG	SHO	SV	IP	H	R	ER	BB	SO
2008	5.40	0-4	12-0	0	0	0	13.1	16	9	8	5	13
2009	4.33	5-2	13-9	0	0	1	54.0	67	27	26	7	46
2010	4.55	4-2	10-10	0	0	0	63.1	60	35	32	18	50
Total	4.55	9-8	35-19	0	0	1	130.2	143	71	66	30	109

Harman's ACC Tournament Stats

Year	ERA	W-L	G-GS	CG	SHO	SV	IP	H	R	ER	BB	SO
2008	0.00	0-0	2-0	0	0	0	4.0	0	0	0	0	2
2009	2.45	0-0	1-1	0	0	0	7.1	7	2	2	1	10
2010	6.75	0-0	1-1	0	0	0	5.1	5	4	4	4	8
Total	3.24	0-0	4-2	0	0	0	16.2	12	6	6	5	20

Harman's NCAA Tournament Stats

Year	ERA	W-L	G-GS	CG	SHO	SV	IP	H	R	ER	BB	SO
2009	4.50	0-0	2-2	0	0	0	12.0	13	6	6	4	12
2010	2.73	2-2	4-4	1	0	0	29.2	29	13	9	4	27
Total	3.24	2-2	6-6	1	0	0	41.2	42	19	15	8	39



#29 David Haselden

RHP • R-R • 6-3 • 225 • So. • 1VL
Spartanburg, SC • Spartanburg HS

Righthander who has been one of the team's most reliable relievers...has excellent control...in 58.2 innings pitched over 29 appearances (three starts) and two seasons, he has a 5-4 record, two saves, and a 4.60 ERA while allowing 68 hits and 14 walks with 45 strikeouts...has a 3.21 strikeout-to-walk ratio and 2.15 walks-per-nine-innings-pitched mark in his career...has not allowed more

than two walks in any of his 29 career appearances.

2010: All-ACC Academic team member...had a 4-4 record, two saves, and a 4.61 ERA in 22 appearances (one start)...in 41.0 innings pitched, he allowed 47 hits and 13 walks with 29 strikeouts...finished 12 games on the mound, tied for 10th-most in the ACC...had a 4-2 record and 2.30 ERA in 27.1 innings pitched over 13 appearances (one start) at home...pitched 9.0 innings before he allowed his first hit and first run of the season...pitched 2.1 perfect innings in relief with one strikeout to earn the win against Wright State on Feb. 27...pitched 4.0 innings in relief, allowing no hits, no runs, and one walk with three strikeouts to earn the win against #15 South Carolina on Mar. 5...pitched 1.2 hitless and scoreless innings in relief with two strikeouts to record his first career save against Virginia Tech on Mar. 19...pitched 1.1 innings in relief with two strikeouts to record the save in the first game of a doubleheader at #1 Virginia on Mar. 27...pitched 2.2 innings in relief, allowing one run and no walks with two strikeouts to earn the win against Boston College on Apr. 4...pitched 2.0 innings in a starting role, allowing three hits, no runs, and no walks with two strikeouts to earn the win against South Carolina-Upstate on Apr. 21...pitched 2.2 innings in relief to close out the game, allowing two hits and one run against #7 Florida State on May 21...pitched a hitless and scoreless ninth inning against #16 Alabama in the Clemson Super Regional on June 13.

2009: Had a 1-0 record and 4.58 ERA in seven appearances (two starts)...in 17.2 innings pitched, he allowed just one walk with 16 strikeouts...Clemson had a 2-0 record in his two starts...in his first career outing, he pitched a scoreless inning in relief with one strikeout against Michigan State on Mar. 10...in his first career start, he pitched 4.0 innings, allowing five hits, two runs, and no walks with three strikeouts against Western Carolina on Apr. 15...pitched 5.0 innings in a starting role, allowing five hits, one run, and one walk with six strikeouts to earn his first career win against Furman at Greenville, SC (Fluor Field) on May 11...played for Florence in the Coastal Plain League in the summer, where he was 5-3 with a 2.57 ERA in 56.0 innings pitched over 10 appearances (eight starts); he had two complete games and allowed 46 hits and seven walks with 48 strikeouts.

BEFORE CLEMSON: All-state and all-region performer at Spartanburg High School...#6 prospect in South Carolina by **Impact Baseball**...#2 righthander prospect in South Carolina by **Diamond Prospect**...had a 1.43 ERA, two saves, 68 strikeouts, and allowed 13 walks in 44.0 innings pitched (14 appearances) as a junior...lettered three times in baseball and once in swimming at Spartanburg High, where he was coached by Tom Myers.

PERSONAL: Member of the ACC Academic Honor Roll in 2008-09...majoring in mechanical engineering...born David Alan Haselden on Oct. 31, 1989 in Spartanburg, SC.

Haselden's Overall Stats

Year	ERA	W-L	G-GS	CG	SHO	SV	IP	H	R	ER	BB	SO
2009	4.58	1-0	7-2	0	0	0	17.2	21	10	9	1	16
2010	4.61	4-4	22-1	0	0	2	41.0	47	24	21	13	29
Total	4.60	5-4	29-3	0	0	2	58.2	68	34	30	14	45

Haselden's ACC Regular-Season Stats

Year	ERA	W-L	G-GS	CG	SHO	SV	IP	H	R	ER	BB	SO
2009	8.10	0-0	3-0	0	0	0	6.2	10	7	6	0	4
2010	5.40	1-2	11-0	0	0	2	20.0	29	12	12	6	13
Total	6.08	1-2	14-0	0	0	2	26.2	39	19	18	6	17

Haselden's ACC Tournament Stats

Year	ERA	W-L	G-GS	CG	SHO	SV	IP	H	R	ER	BB	SO
2010	-----	0-0	1-0	0	0	0	0.0	2	0	0	1	0

Haselden's NCAA Tournament Stats

Year	ERA	W-L	G-GS	CG	SHO	SV	IP	H	R	ER	BB	SO
2009	0.00	0-0	1-0	0	0	0	1.0	0	0	0	0	2
2010	7.11	0-0	3-0	0	0	0	6.1	7	5	5	1	1
Total	6.14	0-0	4-0	0	0	0	7.1	7	5	5	1	3



#4 John Hinson

INF • L-R • 6-0 • 175 • *So. • 1VL
Asheville, NC • A.C. Reynolds HS

Infielder who played third base as a freshman in 2008 but sat out in 2009 due to injury...talented hitter who has a tremendous upside...became Clemson's everyday starter at third base in late March after starting the season as a backup...a career .328 hitter in 106 games (82 starts) over two active seasons...has nine doubles, two triples, 18 homers, 86 RBIs, and 30 steals.

2010: Drafted in the 13th round (#411 overall pick) by the Philadelphia Phillies...hit .351 with 60 runs, nine doubles, one triple, 17 homers, 75 RBIs, 26 walks, and a team-high 25 steals in 67 games (57 starts, including 54 at third base and three as the DH)...second in the ACC in steals, fourth in RBIs, and tied for sixth in homers...made at least one start in the batting order at the #3, #4, #5, #6, #7, and #8 spots...had 25 multi-hit games and 19 multi-RBI games...hit .384 with runners on base and a team-high .425 with runners in scoring position...was 7-for-15 (.467) with a grand slam, double, 18 RBIs, and four walks with the bases loaded...was 8-for-17 (.471) in his 10 games off the bench...was 21-for-44 (.477) with five homers, one double, one triple, 13 RBIs, 13 runs, and four walks in 11 NCAA Tournament games; his 21 hits set a school record for a single NCAA Tournament; had nine multi-hit games in the NCAA Tournament...had a 14-game hitting streak from late March to April...named Auburn Regional MVP and a member of the Auburn Regional All-Tournament team after going 9-for-16 (.563) with three homers, one double, five RBIs, five runs, a 1.188 slugging percentage, a walk, hit-by-pitch, a .611 on-base percentage, and no errors in nine chances, including several key fielding plays that saved runs, in four games; he had at least two hits and one RBI in each of the four games...named to the All-College World Series team after going 7-for-16 (.438) with a triple, three RBIs, three runs, and two steals in four games...hit a three-run homer in his first official at-bat of the season against Michigan State at Greenville, SC on Feb. 20...came off the bench and went 2-for-3 with a run at #15 South Carolina on Mar. 7...came off the bench and went 2-for-3 with two doubles and three RBIs in the second game of a doubleheader against N.C. State on Mar. 13; he started Clemson's seven-run eighth inning with a leadoff double, then added a three-run double later in the frame...came off the bench and went 2-for-2 with a run against N.C. State on Mar. 14; his one-out single in the eighth inning started Clemson's rally in its 7-6 win...came off the bench and hit a three-run homer with two outs in the eighth inning to give Clemson the lead at Charlotte on Mar. 16...went 3-for-5 with three RBIs, two runs, a walk, and a team-season-high three steals against Boston College on Apr. 4; he was 6-for-12 (.500) with six RBIs, three runs, two walks, and three steals in the series...went 2-for-3 with a grand slam, five RBIs, two runs, a walk, and steal at Georgia on Apr. 6...went 3-for-5 with a homer, three RBIs, three runs, and a steal against Georgia on Apr. 7; he went 5-for-8 with two homers, eight RBIs, a walk, and two steals in the midweek series...went 4-for-5 with a double, an RBI, and run at Duke on Apr. 9...went 3-for-7 with two doubles and three RBIs at Duke on Apr. 10; he went 8-for-16 (.500) with three doubles, four RBIs, and two runs in the series...hit a two-run homer with a walk and hit-by-pitch against Western Carolina on Apr. 14...went 5-for-6 with three homers and seven RBIs against South Carolina-Upstate on Apr. 21; he hit two three-run homers, a solo homer, and had 14 total bases; he tied the school record and became the 13th Tiger in history to hit three home runs in one game; the homers, RBIs, and total bases were all team-season-highs...went 2-for-4 with a homer, two RBIs, and two runs against North Carolina on Apr. 23...went 1-for-2 with two RBIs, a run, two walks, and two steals in the first game of a doubleheader against Florida Gulf Coast on May 2...went 2-for-5 with a homer, three RBIs, two runs, and a walk at Maryland on May 8...went 3-for-6 with a homer, three RBIs, two runs, and a steal against Furman at Greenville, SC on May 11...went 2-for-4 with a homer against Southern Mississippi in the Auburn Regional on June 4...went 2-for-4 with an RBI at #14 Auburn in the Auburn Regional on June 5...went 3-for-5 with a two-run homer at #14 Auburn in the Auburn Regional on June 6...went 2-for-3 with a homer, double, three runs, a walk, and hit-by-pitch at #14 Auburn in the Auburn Regional on June 7...went 2-for-4 with a homer, three RBIs, three runs, a walk, and steal against #16 Alabama in the Clemson Super Regional on June 13...went 3-for-5 with a homer, two RBIs, and two runs against #16 Alabama in the Clemson Super Regional on June 14; he was 5-for-12 (.417) with two homers, five RBIs, five runs, two walks, and a steal in three Clemson Super Regional games...went 2-for-5 with an RBI and run against #1 Arizona State in the College World Series on June 21...went 3-for-4 with two RBIs, a run, and two steals against #6 Oklahoma in the College World Series on June 22...went 2-for-3 with a triple, run, and walk against #5 South Carolina in the College World Series on June 26.

2009: Red-shirted...suffered a back injury early in the season and had surgery in March.

2008: Hit .264 with 10 runs, one triple, one homer, 11 RBIs, and five stolen bases in 39 games (25 starts, including 20 at third base and five as the DH)...batted .304 in 21 ACC regular-season games...hit .320 in 10 games on opponents' home fields...was 7-for-20 (.350) in 11 games against top-25 ranked teams...hit .306 in his 25 starts...hit .316 with the bases empty...plated the runner on third base with less than two outs in seven of eight opportunities...was 10-for-19 (.526) in the second inning...only struck out 12 times in 87 at-bats...missed eight games early in the season due to a back injury...went 2-for-3 with a triple and two RBIs against Boston College on Mar. 16...hit a two-run homer, his first career long ball, against #21 Coastal Carolina on Mar. 18...hit a pinch-hit, run-scoring single against Virginia Tech on Apr. 27...went 3-for-4 at #25 Georgia Tech on May 10...went 2-for-4 with one RBI at #25 Georgia Tech on May 11; he was 5-for-8 (.625) in two starts in the series...played for Hyannis in the Cape Cod League in the summer, where he hit .222 in 18 at-bats over five games.

BEFORE CLEMSON: Team MVP as a senior at A.C. Reynolds High School...set the school record for career hits...four-time all-conference honoree...drafted in the 40th round (#1210 overall pick) by the Philadelphia Phillies...#170 prospect in the nation by **Baseball America** and #314 prospect by **Perfect Game**...#13 prospect in North Carolina by **Perfect Game**...East Coast Professional Showcase selection in 2006...represented North Carolina in the 2006 National Home Run Derby in Delray Beach, FL, where he advanced to the semifinals...set single-season school records for doubles (14) and hits (44) along with totaling nine homers as a junior...lettered four times in baseball at A.C. Reynolds High, where he was coached by Bryan Craig.

PERSONAL: Majoring in history...no relation to former Tiger Ryan Hinson (2006-09)...born John David Hinson II on Sept. 13, 1988 in Asheville, NC.

Hinson's Overall Stats

Year	AVG	G-GS	AB	R	H	2B	3B	HR	RBI	TB	BB	HBP	SF	OB%	SB
2008	.264	39-25	87	10	23	0	1	1	11	28	8	0	2	.320	5-6
2010	.351	67-57	251	60	88	9	1	17	75	150	26	2	4	.410	25-30
Total	.328	106-82	338	70	111	9	2	18	86	178	34	2	6	.387	30-36

Hinson's ACC Regular-Season Stats


Year	AVG	G-GS	AB	R	H	2B	3B	HR	RBI	TB	BB	HBP	SF	OB%	SB
2008	.304	21-13	46	3	14	0	1	0	6	16	4	0	0	.360	2-3
2010	.301	30-27	123	25	37	7	0	3	27	53	10	0	3	.346	11-14
Total	.302	51-40	169	28	51	7	1	3	33	69	14	0	3	.349	13-17

Hinson's ACC Tournament Stats

Year	AVG	G-GS	AB	R	H	2B	3B	HR	RBI	TB	BB	HBP	SF	OB%	SB
2008	.000	1-1	2	0	0	0	0	0	0	0	0	0	0	.000	0-0
2010	.167	3-3	12	1	2	0	0	0	2	2	0	0	1	.154	1-1
Total	.143	4-4	14	1	2	0	0	0	2	2	0	0	1	.133	1-1

Hinson's NCAA Tournament Stats

Year	AVG	G-GS	AB	R	H	2B	3B	HR	RBI	TB	BB	HBP	SF	OB%	SB
2010	.477	11-11	44	13	21	1	1	5	13	39	4	1	0	.531	3-4



#18 Addison Johnson

OF • L-L • 5-7 • 170 • *Jr. • 2VL

Pfafftown, NC • North Forsyth Senior HS

Scrappy player who has good speed and has made many diving catches in the outfield...Clemson's best defensive outfielder and one of the team's best basestealers...a career .259 hitter in 165 games (111 starts) over three active seasons...has 15 doubles, seven triples, five homers, 51 RBIs, 12 sacrifice bunts, and 25 steals in his career...has seven career outfield assists...is 13-for-31 (.419) with three doubles, one triple, and a .550 on-base percentage in 15 career NCAA Tournament games.

2010: Hit .256 with 16 runs, one double, two triples, two homers, 14 RBIs, 16 walks, and eight steals in eight attempts in 54 games (17 starts, all in centerfield)...played in a team-high 37 games off the bench...hit .300 with a .431 on-base percentage and four steals in 23 ACC regular-season games...hit .300 with a .394 on-base percentage and eight steals in his 17 starts...came off the bench and hit a solo homer at #15 South Carolina on Mar. 7...went 2-for-4 with a homer, two RBIs, two runs, and a walk against Georgia Southern on Mar. 17...went 2-for-4 with a three-run triple in the second game of a doubleheader against Virginia Tech on Mar. 20...went 2-for-5 with two RBIs and a steal in the first game of a doubleheader at #1 Virginia on Mar. 27...came off the

bench and went 1-for-1 with a two-run triple, one run, and one hit-by-pitch against Boston College on Apr. 2...went 3-for-6 with a double and run at Duke on Apr. 10...went 2-for-4 with two steals in the second game of a doubleheader against Florida Gulf Coast on May 2; he led off the eighth inning with a single and scored the tying run...went 1-for-2 with a hit-by-pitch and two leaping catches at the wall to rob batters of extra-base hits against #6 Georgia Tech in the ACC Tournament on May 29...went 2-for-6 with an RBI, a run, and steal at #14 Auburn in the Auburn Regional on June 6; both his singles came in Clemson's seven-run fifth inning.

2009: Drafted in the 48th round (#1443 overall pick) by the Oakland Athletics...hit .217 with 25 runs, six doubles, two homers, 14 RBIs, five sacrifice bunts, and nine stolen bases in 50 games (36 starts, all in centerfield)...stole a team-season-high three bases in a game twice...went 3-for-4 with three runs and three steals against Charlotte on Feb. 20...went 2-for-5 with three steals against Wofford on Feb. 25...hit a solo homer at #24 Florida State on Mar. 20...went 2-for-4 with a double, hit-by-pitch, RBI, two runs, and a steal at #24 Florida State on Mar. 21...after missing the previous six games due to a hamstring injury, he went 2-for-2 with two walks and a run against Duke on Apr. 3...went 3-for-5 with two doubles against Duke on Apr. 4; he was 5-for-9 (.556) with two doubles and three walks in the series...hit a two-run homer against South Carolina on Apr. 8...went 2-for-4 with a double, RBI, and two runs against Western Carolina on Apr. 15...led off the ninth inning with a pinch-hit single and scored the tying run against Tennessee Tech in the Clemson Regional on May 29...came off the bench and went 1-for-1 with a double, run, and walk against Tennessee Tech in the Clemson Regional on May 31...went 1-for-3 with a double, RBI, run, walk, and hit-by-pitch against Oklahoma State in the Clemson Regional on May 31...#99 college prospect in the nation in the preseason by **Baseball America**...played for Chatham in the Cape Cod League in the summer, where he hit .155 with six steals in 30 games.

2008: Red-shirted...missed the entire season due to two different injuries; he suffered a hamstring injury just prior to the start of the season, then he suffered a hand injury in late February...#3 ACC prospect for the 2009 draft and #25 sophomore in the nation in the preseason by **Baseball America**.

2007: Hit .286 with 35 runs, eight doubles, five triples, one homer, 23 RBIs, and eight steals in 61 games (58 starts, including 52 in left field and six in centerfield)...started the first 31 games and the last 22 games of the season...led the team in triples...fifth in the ACC in triples per game...had six sacrifice bunts and a team-tying-high five bunt singles...had 25 walks against 32 strikeouts...hit .309 in ACC regular-season games...hit .348 at the #7, #8, and #9 spots in the lineup...hit .333 in night games...had 19 multi-hit games...hit .308 with runners on base and .306 with runners in scoring position...reached base 45.9 percent of the time and had a .340 batting average as a leadoff batter in an inning...had 12 two-out RBIs amongst his 23 total RBIs...hit .350 in April, .305 in May, and .471 in June...hit .368 in neutral-site games...had a team-high five outfield assists...was 8-for-17 (.471) with a double, triple, three RBIs, and a .571 on-base percentage in five NCAA Tournament games...hit .393 with a .500 on-base percentage in the postseason...hit a single in his first career plate appearance and scored two runs against George Mason on Feb. 16...singled in the 11th inning and came around to score the winning run in the first game of a doubleheader against Pacific on Feb. 24...went 2-for-4 with two RBIs against Memphis on Mar. 11...went 2-for-3 with his first career homer against Duke on Mar. 17...had two hits and an RBI against Duke on Mar. 18; he was 6-for-11 (.545) in the series...went 3-for-4 with a double and two RBIs against Miami (FL) on Apr. 1...went 3-for-4 with two RBIs and a walkoff double in the ninth inning against Georgia on Apr. 4...went 2-for-3 with a triple and two runs at Wake Forest on Apr. 13; he was playing just miles from his hometown of Pfafftown, NC...after not starting the previous five games due to a finger injury, he went 2-for-3 with two runs, a triple, and walk in a start against #19 Georgia Tech on Apr. 28...went 2-for-3 with a walk and two RBIs against Boston College on May 5...went 3-for-5 at #2 Florida State on May 11...went 2-for-3 with an RBI against #3 Florida State in the ACC Tournament on May 26...went 3-for-4 against Saint John's in the Myrtle Beach Regional on June 1...went 2-for-3 with a triple and two runs at #17 Mississippi State in the Starkville Super Regional on June 9; he was 3-for-5 with two walks and a hit-by-pitch in the super regional...played for Chatham in the Cape Cod League in the summer, where he hit .276 with a .321 on-base percentage and eight steals in 40 games.

BEFORE CLEMSON: First-team all-state as a senior at North Forsyth Senior High School...#60 prospect in the nation by **Baseball America** and #167 prospect by **Perfect Game**...#7 prospect in North Carolina by **Perfect Game**...North Carolina's MVP of the North Carolina vs. South Carolina All-Star game...member of the East Coast Professional Showcase...all-state and all-conference selection as a junior...hit .388 with seven doubles, three triples, and five homers along with a 3-0 record and 47 strikeouts in 23.0 innings pitched as a junior...high school teammate of former Tiger

D.J. Mitchell (2006-08) and former North Carolina All-American Dustin Ackley (2007-09), who was the #2 overall pick of the 2009 draft...lettered four times in baseball at North Forsyth Senior High, where he was coached by Jamie Lowe.

PERSONAL: Majoring in management...born Addison Lee Johnson on Dec. 26, 1987 in Winston-Salem, NC.

Johnson's Overall Stats

Year	AVG	G-GS	AB	R	H	2B	3B	HR	RBI	TB	BB	HBP	SF	OB%	SB
2007	.286	61-58	217	35	62	8	5	1	23	83	25	2	0	.365	8-11
2009	.217	50-36	138	25	30	6	0	2	14	42	14	5	1	.310	9-12
2010	.256	54-17	82	16	21	1	2	2	14	32	16	3	1	.392	8-8
Total	.259	165-111	437	76	113	15	7	5	51	157	55	10	2	.353	25-31

Johnson's ACC Regular-Season Stats

Year	AVG	G-GS	AB	R	H	2B	3B	HR	RBI	TB	BB	HBP	SF	OB%	SB
2007	.309	28-26	94	15	29	3	3	1	10	41	9	0	0	.369	4-6
2009	.246	24-18	65	10	16	3	0	1	8	22	8	2	1	.342	2-3
2010	.300	23-10	40	7	12	1	2	0	9	17	8	2	1	.431	4-4
Total	.286	75-54	199	32	57	7	5	2	27	80	25	4	2	.374	10-13

Johnson's ACC Tournament Stats

Year	AVG	G-GS	AB	R	H	2B	3B	HR	RBI	TB	BB	HBP	SF	OB%	SB
2007	.273	3-3	11	1	3	0	0	0	1	3	2	0	0	.385	0-0
2009	.000	1-0	1	0	0	0	0	0	0	0	0	0	0	.000	0-0
2010	.200	3-2	5	0	1	0	0	0	0	1	2	1	0	.500	0-0
Total	.235	7-5	17	1	4	0	0	0	1	4	4	1	0	.409	0-0

Johnson's NCAA Tournament Stats

Year	AVG	G-GS	AB	R	H	2B	3B	HR	RBI	TB	BB	HBP	SF	OB%	SB
2007	.471	5-5	17	3	8	1	1	0	3	11	3	1	0	.571	1-1
2009	.429	4-2	7	3	3	2	0	0	1	5	2	1	0	.600	0-0
2010	.286	6-1	7	2	2	0	0	0	1	2	2	0	0	.444	1-1
Total	.419	15-8	31	8	13	3	1	0	5	18	7	2	0	.550	2-2



#15 Mike Kent

RHP • R-R • 6-0 • 195 • Fr. • HS
Springfield, VA • West Springfield HS

Has been used as a long reliever and spot starter.

2010: Had a 1-1 record and 7.80 ERA in six appearances (two starts)...in 15.0 innings pitched, he allowed 15 hits (.254 opponents' batting average) and 10 walks with eight strikeouts...held opponents to 2-for-16 (.125) with two outs...had 24 groundball outs compared to just 11 flyball outs...pitched 3.1 innings in relief, allowing two

hits, no runs, and one walk with three strikeouts to earn his first win as a Tiger in his first career appearance against Georgia Southern on Mar. 17...pitched 4.0 innings in a starting role, allowing four hits and two earned runs against Elon on Mar. 24; it was his first career start...struck out all three batters he faced at Wake Forest on May 14.

BEFORE CLEMSON: First-team all-state selection as a junior and senior at West Springfield High School...#13 high school prospect in Virginia and #304 high school prospect in the nation by **Perfect Game**...East Coast Pro Showcase selection...region MVP as a senior...first-team all-district as a sophomore, junior, and senior...2008 Orlando Baseball Classic All-Tournament pick...Patriot District Pitcher-of-the-Year as a junior...lettered three times in baseball at West Springfield High, where he was coached by John James.

PERSONAL: Major is undeclared...born Mike Travis Kent on Oct. 30, 1990 in Fairfax, VA.

Kent's Overall Stats

Year	ERA	W-L	G-GS	CG	SHO	SV	IP	H	R	ER	BB	SO
2010	7.80	1-1	6-2	0	0	0	15.0	15	14	13	10	8

Kent's ACC Regular-Season Stats

Year	ERA	W-L	G-GS	CG	SHO	SV	IP	H	R	ER	BB	SO
2010	5.79	0-0	2-0	0	0	0	4.2	3	3	3	2	4



#22 Spencer Kieboom

C • R-R • 6-0 • 220 • Fr. • HS
Marietta, GA • Walton HS

Freshman catcher who was the third-string catcher most of the 2010 season, but he became the everyday starter behind the plate in the NCAA Tournament...has good leadership skills and exhibited poise during his freshman season.

2010: Hit .263 (15-for-57) with 10 runs, five doubles, 10 RBIs, and six walks in 30 games (13 starts, all at catcher)...12 of his 13 starts came in the postseason and 11 came in the NCAA Tournament...Clemson was 9-4 in his 13 starts...came off the bench and hit two doubles in the sixth inning against Georgia Southern on Mar. 17; he also had two RBIs...came off the bench and hit a single and scored a run against Boston College on Apr. 2...hit a pinch-hit single and scored a run at Maryland on May 7...made his first career start against Furman at Greenville, SC on May 11...in his second career start, he went 3-for-4 with two runs against #6 Georgia Tech in the ACC Tournament on May 29...went 1-for-3 with a run-scoring double and two sacrifice bunts at #14 Auburn in the Auburn Regional on June 6...went 2-for-5 with a run at #14 Auburn in the Auburn Regional on June 7...went 1-for-3 with a double, three RBIs, a run, and walk against #16 Alabama in the Clemson Super Regional on June 13...hit a run-scoring single against #1 Arizona State in the College World Series on June 21...went 1-for-3 with a two-run single and a walk against #6 Oklahoma in the College World Series on June 22.

BEFORE CLEMSON: Named a 2009 Louisville Slugger Honorable Mention All-American...#42 high school prospect in Georgia and #465 high school prospect in the nation by **Perfect Game**...all-state pick as a junior and senior at Walton High School...First-Team Cobb County selection as a junior and senior...first-team all-region as a junior and senior...2008 Georgia Dugout All-Tournament team selection...team MVP as a junior and senior...set the school record for doubles and RBIs in a season...member of the state champions as a sophomore...played in the Connie Mack World Series, where his team won the tournament in 2008...played with the East Cobb Astros and Yankees...lettered four times in baseball at Walton High, where he was coached by Shane Amos.

PERSONAL: Majoring in pre-business...pronounced KEE-boom...has dual-citizenship with the United States and The Netherlands; his father Alswinn was born in The Netherlands...born Spencer John Kieboom on Mar. 16, 1991 in Mount Pleasant, SC.

Kieboom's Overall Stats

Year	AVG	G-GS	AB	R	H	2B	3B	HR	RBI	TB	BB	HBP	SF	OB%	SB
2010	.263	30-13	57	10	15	5	0	0	10	20	6	0	0	.333	0-0

Kieboom's ACC Regular-Season Stats

Year	AVG	G-GS	AB	R	H	2B	3B	HR	RBI	TB	BB	HBP	SF	OB%	SB
2010	.500	4-0	4	2	2	0	0	0	0	2	1	0	0	.600	0-0

Kieboom's ACC Tournament Stats

Year	AVG	G-GS	AB	R	H	2B	3B	HR	RBI	TB	BB	HBP	SF	OB%	SB
2010	.750	2-1	4	2	3	0	0	0	0	3	0	0	0	.750	0-0

Kieboom's NCAA Tournament Stats

Year	AVG	G-GS	AB	R	H	2B	3B	HR	RBI	TB	BB	HBP	SF	OB%	SB
2010	.229	11-11	35	4	8	3	0	0	7	11	3	0	0	.289	0-0



#32 Kevin Kyle

LHP • L-L • 6-3 • 160 • Fr. • HS
Atlanta, GA • Holy Innocents' Episcopal School

Spot reliever who has been used to face lefthanded batters in spot situations.

2010: Had an 0-1 record and a 3.00 ERA in 13 relief appearances...in 12.0 innings pitched, he allowed 10 hits (.222 opponents' batting average) and five walks with five strikeouts...allowed an earned run in only three of his 13 appearances...had a 2.45 ERA in 3.2 innings pitched over five relief appearances in ACC regular-season games...held opponents to 3-for-18 (.167) with runners on base and 1-for-10 (.100) with runners in scoring position...did not allow any of his four inherited baserunners to score...did not allow an earned run in 6.2 innings pitched over seven relief appearances at home...pitched 2.0 innings

in relief, allowing one hit and no runs against Wright State on Feb. 27; it was his first career appearance...pitched a scoreless ninth inning at #15 South Carolina on Mar. 7...pitched a hitless and scoreless inning in relief with a strikeout against Florida Gulf Coast on May 4...pitched a perfect inning in relief against Furman at Greenville, SC on May 11...pitched 2.0 innings in relief, allowing one hit at Wake Forest on May 14...pitched 1.2 innings in relief, allowing one hit, no runs, and one walk with two strikeouts against Presbyterian on May 18...won the Omaha Challenge competition among pitchers in the fall of 2009.

BEFORE CLEMSON: Region player-of-the-year as a senior at Holy Innocents' Episcopal School...#87 high school prospect in Georgia by **Perfect Game**...team MVP as a senior...first-team all-region as a senior and second-team all-region as a junior...First-Team All-Cobb County as a junior...2008 Georgia Dugout Top 100 pick...had a 9-3 record, 2.79 ERA, two saves, and 50 strikeouts as a junior...member of the AA state champions as a sophomore...played with the East Cobb Astros...lettered three times in baseball and once in football at Holy Innocents' Episcopal School, where he was coached by Dylan Deal.

PERSONAL: His cousin Carl Boland played football at Furman (2000)...majoring in pre-business...born Kevin Joseph Kyle on Apr. 5, 1990 in Atlanta, GA.

Kyle's Overall Stats


Year	ERA	W-L	G-GS	CG	SHO	SV	IP	H	R	ER	BB	SO
2010	3.00	0-1	13-0	0	0	0	12.0	10	8	4	5	5

Kyle's ACC Regular-Season Stats

Year	ERA	W-L	G-GS	CG	SHO	SV	IP	H	R	ER	BB	SO
2010	2.45	0-0	5-0	0	0	0	3.2	4	5	1	2	0

Kyle's ACC Tournament Stats

Year	ERA	W-L	G-GS	CG	SHO	SV	IP	H	R	ER	BB	SO
2010	27.00	0-1	1-0	0	0	0	0.1	1	1	1	0	0



#30 Will Lamb

1B/LHP/OF • L-L • 6-5 • 175 • So. • 1VL
Seaford, VA • York HS

Tallest Tiger on the 2010 team by two inches...valuable two-way player who has great speed in the field and on the bases along with a tremendous upside on the mound...was one of Clemson's weekend starters, a starter at first base, and the Tigers' leadoff batter during different points of the 2010 season...a career .284 hitter in 79 games (53 starts) over two seasons...has nine doubles, two triples, four homers, 42 RBIs, and 18 steals in 19 attempts in his career...in 74.0 innings pitched over 33 appearances (11 starts), he has a 4-4 record, three saves, and a 4.26 ERA while allowing 79 hits (.277 opponents' batting average) and 33 walks with 45 strikeouts.

2010: Hit .289 with 42 runs, six doubles, two triples, four homers, 36 RBIs, 23 walks, four hit-by-pitches, and 14 steals in 14 attempts in 52 games (42 starts, including 29 at first base, 12 as the DH, and one as the pitcher)...started at least one game at every spot in the batting order except #3 and #4...had 14 multi-hit games...hit .349 with runners on base and .345 with runners in scoring position...was 2-for-3 with a double, six RBIs, and a walk with the bases loaded...hit .339 against lefthanders...had an 11-game hitting streak in May...had a 4-4 record, two saves, and a 5.02 ERA in 18 appearances (10 starts)...in 52.0 innings pitched, he allowed 57 hits and 25 walks with 30 strikeouts...did not allow any of his six inherited baserunners to score...went 4-for-4 with a double, homer, three runs, and three RBIs against Miami (OH) on Feb. 19; it was his first career game and start at first base...pitched 2.1 innings in relief, allowing one hit, no runs, and no walks with one strikeout against Michigan State at Greenville, SC on Feb. 20...pitched 4.0 innings in a starting role, allowing four hits, one run, and one walk with two strikeouts to earn his first career win against Wright State on Feb. 28...pitched 5.1 innings in a starting role, allowing three hits and two earned runs against #15 South Carolina at Greenville, SC on Mar. 6...went 1-for-2 with a double, three runs, two walks, and two steals against Georgia Southern on Mar. 17...pitched 6.0 innings in a starting role, allowing seven hits and no earned runs to earn the win in the first game of a doubleheader against Virginia Tech on Mar. 20...went 3-for-4 with a homer, double, three RBIs, three runs, one walk, and one steal against Elon on Mar. 23...went 2-for-4 with two RBIs at #1 Virginia on Mar. 26...pitched 7.0 innings in a starting role, allowing five hits (all singles), one earned run, and two walks with two strikeouts to earn the win in the first game of a doubleheader at #1 Virginia on Mar. 27...went 2-for-4 with two RBIs, three runs, and two walks against Boston College on

Apr. 4...went 3-for-3 with a triple, three RBIs, and two runs against Georgia on Apr. 7...walked three times and stole two bases at Duke on Apr. 10...struck out the only batter he faced to record the save against North Carolina on Apr. 24...went 2-for-4 with two runs, a walk, and steal in the first game of a doubleheader against Florida Gulf Coast on May 2...went 3-for-6 with two doubles, two RBIs, three runs, and a steal at Maryland on May 7...went 2-for-6 with an RBI and two runs at Maryland on May 8...went 2-for-4 with an RBI, walk, and steal at Maryland on May 9; he was 7-for-16 (.438) with two doubles, four RBIs, six runs, and two steals in the series...hit a pinch-hit, three-run homer against N.C. State in the ACC Tournament on May 26...pitched 6.1 innings in a starting role, allowing six hits, two runs, and two walks with four strikeouts to earn the win against #6 Georgia Tech in the ACC Tournament on May 29...went 3-for-3 with a homer, two RBIs, three runs, and a walk against Southern Mississippi in the Auburn Regional on June 4...retired the only batter he faced to record the save against #16 Alabama in the Clemson Super Regional on June 14...pitched 2.2 innings in relief with five strikeouts against #6 Oklahoma in the College World Series on June 22...#92 player in the nation in the preseason by **TheCollegeBaseballBlog.com**...#48 prospect in the nation for the 2011 draft by **Perfect Game**...#7 prospect in the ACC for the 2011 draft by **Baseball America**.

2009: Hit .268 with eight runs, three doubles, six RBIs, and five stolen bases in 27 games (11 starts, including eight in centerfield and three as the DH)...was 3-for-7 (.429) as a pinch-hitter...had an 0-0 record, one save, and 2.45 ERA in 15 appearances (one start)...in 22.0 innings pitched, he allowed 22 hits (.256 opponents' batting average) and eight walks with 15 strikeouts...allowed just four extra-base hits and no doubles...had a 2.53 ERA and .256 opponents' batting average in seven relief appearances in ACC regular-season games...had a .179 opponents' batting average with runners on base and .167 opponents' batting average with two outs...allowed just one hit in 19 at-bats (.053) with runners in scoring position and no hits in 11 at-bats with runners in scoring position and two outs...in his first career outing, he pitched a perfect inning in relief against Furman on Mar. 3...had his first career hit and drove in two runs off the bench against North Carolina-Asheville on Mar. 4...pitched 4.2 innings in relief, allowing one hit and no runs with three strikeouts at #2 North Carolina on Mar. 7...in his first career start, he went 3-for-4 with two RBIs, a walk, and two steals against Michigan State on Mar. 10...went 2-for-4 with a double and retired the only batter he faced to earn his first career save in the first game of a doubleheader against Wake Forest on Mar. 13...pitched 2.0 innings in relief, allowing two hits, no runs, and no walks with one strikeout against Presbyterian on Mar. 17...went 2-for-5 with two runs in the second game of a doubleheader at Boston College on Mar. 28...pitched a hitless and scoreless inning in relief at South Carolina on Apr. 7...pitched a perfect inning in relief with two strikeouts at Western Carolina on Apr. 14...pitched 1.1 scoreless innings in relief against #4 Georgia Tech on Apr. 24...played for Peninsula in the Coastal Plain League in the summer, where he hit .236 with 26 steals in 29 attempts in 33 games and was 1-3 with a 6.23 ERA in 30.1 innings pitched over six starts on the mound; had 32 strikeouts against only 10 walks; named to the league's All-Star team; named the league's #1 prospect by **Baseball America** and **PG Crosschecker**.

BEFORE CLEMSON: First-team all-state outfielder as a senior at York High School...played in the Virginia East-West All-Star game...region player-of-the-year and first-team all-region selection as an outfielder and pitcher during his senior season...first-team all-state outfielder as a junior...first-team all-region outfielder and second-team all-region pitcher as a junior...batted .508 and had a 4-2 record along with a 1.60 ERA and 63 strikeouts in 48.0 innings pitched as a junior...batted .435 as a sophomore...team captain of his basketball team as a junior...lettered four times in baseball and once in basketball at York High, where he was coached by Bob Pearce.

PERSONAL: Member of the ACC Academic Honor Roll in 2008-09...majoring in communication studies...born William Bradley Lamb on Sept. 9, 1990 in Newport News, VA.

Lamb's Overall Stats

Year	AVG	G-GS	AB	R	H	2B	3B	HR	RBI	TB	BB	HBP	SF	OB%	SB
2009	.268	27-11	56	8	15	3	0	0	6	18	4	0	0	.317	4-5
2010	.289	52-42	173	42	50	6	2	4	36	72	23	4	2	.381	14-14
Total	.284	79-53	229	50	65	9	2	4	42	90	27	4	2	.366	18-19

Year	ERA	W-L	G-GS	CG	SHO	SV	IP	H	R	ER	BB	SO
2009	2.45	0-0	15-1	0	0	1	22.0	22	6	6	8	15
2010	5.02	4-4	18-10	0	0	2	52.0	57	34	29	25	30
Total	4.26	4-4	33-11	0	0	3	74.0	79	40	35	33	45

Lamb's ACC Regular-Season Stats

Year	AVG	G-GS	AB	R	H	2B	3B	HR	RBI	TB	BB	HBP	SF	OB%	SB
2009	.233	14-7	30	4	7	2	0	0	0	9	3	0	0	.303	1-2
2010	.291	23-19	79	17	23	3	1	0	17	28	11	1	0	.385	5-5
Total	.275	37-26	109	21	30	5	1	0	17	37	14	1	0	.363	6-7

Year	ERA	W-L	G-GS	CG	SHO	SV	IP	H	R	ER	BB	SO
2009	2.53	0-0	0	0	0	1	10.2	11	3	3	6	8
2010	6.84	2-4	8-6	0	0	1	25.0	32	22	19	14	13
Total	5.55	2-4	15-6	0	0	2	35.2	43	25	22	20	21

Lamb's ACC Tournament Stats

Year	AVG	G-GS	AB	R	H	2B	3B	HR	RBI	TB	BB	HBP	SF	OB%	SB
2010	.167	2-1	6	1	1	0	0	1	3	4	0	0	0	.167	0-0

Year	ERA	W-L	G-GS	CG	SHO	SV	IP	H	R	ER	BB	SO
2010	2.84	1-0	1-1	0	0	0	6.1	6	2	2	2	4

Lamb's NCAA Tournament Stats

Year	AVG	G-GS	AB	R	H	2B	3B	HR	RBI	TB	BB	HBP	SF	OB%	SB
2009	.000	2-0	2	0	0	0	0	0	1	0	0	0	0	.000	0-0
2010	.280	6-6	25	6	7	0	0	1	2	10	1	1	0	.333	0-0
Total	.259	8-6	27	6	7	0	0	1	3	10	1	1	0	.310	0-0

Year	ERA	W-L	G-GS	CG	SHO	SV	IP	H	R	ER	BB	SO
2009	-----	0-0	1-0	0	0	0	0.0	0	1	1	0	0
2010	5.40	0-0	3-1	0	0	1	6.2	9	4	4	3	6
Total	6.75	0-0	4-1	0	0	1	6.2	9	5	5	3	6



#6 Dominic Leone

RHP • R-R • 5-10 • 175 • Fr. • HS
Norwich, CT • Norwich Free Academy

Highly-touted righthander who moved into the weekend rotation in late April of 2010 and has also been a long reliever...has the potential to be a weekend starter for years to come.

2010: Had a 3-2 record and 4.78 ERA in 22 appearances (10 starts)...in 58.1 innings pitched, he allowed 69 hits, including only two homers (both solo), and 22 walks

with 40 strikeouts...did not allow more than four earned runs or three walks in any of his 22 appearances...pitched a perfect ninth inning in relief in his first career outing against Miami (OH) on Feb. 19...pitched 3.0 innings in relief, allowing two hits, no runs, and no walks with six strikeouts to earn his first career win in the second game of a doubleheader against N.C. State on Mar. 13...pitched 5.1 innings in his first career start, allowing four hits, no earned runs, and one walk against #14 Coastal Carolina on Mar. 31...pitched 6.0 innings in a starting role, allowing four hits, two runs, and one walk with seven strikeouts to earn the win at Georgia on Apr. 6...pitched 6.0 innings in a starting role, allowing six hits, two earned runs, and one walk with six strikeouts against Western Carolina on Apr. 14...pitched 8.0 innings in a starting role, allowing seven hits, three runs, and one walk with three strikeouts against North Carolina on Apr. 25; it was his first career ACC start; he allowed just one hit and no runs in his final 6.0 innings pitched after allowing a leadoff single in the third inning...pitched 5.2 innings in a starting role, allowing three hits, no earned runs, and one walk with three strikeouts to earn the win against #16 Alabama in the Clemson Super Regional on June 14.

BEFORE CLEMSON: All-state selection as a junior and senior at Norwich Free Academy...#1 high school prospect in Connecticut and #263 high school prospect in the nation by **Perfect Game**...Connecticut Senior All-Star Game MVP...AFLAC All-American as a junior...member of the Connecticut Junior Top 40 All-Star team as a junior...had a 4-3 record, 1.48 ERA, and 66 strikeouts in 47.0 innings pitched as a junior...East Coast Pro Showcase selection...member of the 2008 Connecticut Legion All-Star team...lettered three times in baseball at Norwich Free Academy, where he was coached by Clarence Cooper.

PERSONAL: Majoring in community recreation, sport, & camp management...pronounced lee-OHN...born Dominic Joseph Leone on Oct. 26, 1991 in Norwich, CT.

Leone's Overall Stats

Year	ERA	W-L	G-GS	CG	SHO	SV	IP	H	R	ER	BB	SO
2010	4.78	3-2	22-10	0	0	0	58.1	69	41	31	22	40

Leone's ACC Regular-Season Stats

Year	ERA	W-L	G-GS	CG	SHO	SV	IP	H	R	ER	BB	SO
2010	5.40	1-1	7-4	0	0	0	21.2	26	18	13	8	14

Leone's ACC Tournament Stats

Year	ERA	W-L	G-GS	CG	SHO	SV	IP	H	R	ER	BB	SO
2010	13.50	0-0	1-0	0	0	0	0.2	4	1	1	0	2

Leone's NCAA Tournament Stats

Year	ERA	W-L	G-GS	CG	SHO	SV	IP	H	R	ER	BB	SO
2010	5.23	1-1	4-2	0	0	0	10.1	11	7	6	5	6



#28 Jonathan Meyer

RHP • R-R • 5-11 • 160 • Fr. • HS
San Diego, CA • Cathedral Catholic HS

Has been used as a long reliever...has been effective when keeping the ball down in the strikezone.

2010: Had a 2-1 record, two saves, and a 5.90 ERA in 20 relief appearances...in 29.0 innings pitched, he allowed 34 hits and eight walks with 23 strikeouts...had 42 groundball outs compared to only 20 flyball outs...in 15.0 innings pitched after the seventh inning, he allowed

just five earned runs (3.00 ERA) and two walks with 13 strikeouts...pitched a perfect inning in relief with one strikeout in his first career outing against Michigan State at Greenville, SC on Feb. 20...pitched 2.0 perfect innings in relief with one strikeout to record his first career save against Furman on Feb. 21...pitched 3.0 innings in relief, allowing one hit, no runs, and one walk with four strikeouts against Dayton on Mar. 3...retired all six batters he faced to close out the game to earn his first career win against N.C. State on Mar. 14...pitched 1.1 innings in relief, allowing one hit, no runs, and no walks to record the save in the second game of a doubleheader against Virginia Tech on Mar. 20...pitched 3.0 innings in relief, allowing three hits, two runs, and no walks with four strikeouts to earn the win against Georgia on Apr. 7...pitched a hitless and scoreless eighth inning at Duke on Apr. 11...pitched 3.1 innings in relief, allowing two hits and one run in the second game of a doubleheader against Florida Gulf Coast on May 2...pitched 2.0 innings in relief, allowing two hits and no runs at Maryland on May 8...pitched 2.0 innings in relief, allowing no walks with three strikeouts at Wake Forest on May 15.

BEFORE CLEMSON: Section pitcher-of-the-year as a senior at Cathedral Catholic High School...#67 high school prospect in California and #395 high school prospect in the nation by **Perfect Game**...team pitcher-of-the-year as a junior and senior...member of the Division III state champions as a senior...had a 9-2 record, 2.42 ERA, one save, and 64 strikeouts as a junior...First-Team All-Western League selection as a junior...district pitcher-of-the-year as a junior...lettered three times in baseball at Cathedral Catholic High, where he was coached by Gary Remiker.

PERSONAL: His father Michael played basketball at Cal Tech...majoring in computer information systems...born Jonathan Paul Meyer on Jan. 2, 1991 in Upland, CA.

Meyer's Overall Stats

Year	ERA	W-L	G-GS	CG	SHO	SV	IP	H	R	ER	BB	SO
2010	5.90	2-1	20-0	0	0	2	29.0	34	20	19	8	23

Meyer's ACC Regular-Season Stats

Year	ERA	W-L	G-GS	CG	SHO	SV	IP	H	R	ER	BB	SO
2010	4.66	1-0	7-0	0	0	1	9.2	12	6	5	2	6

Meyer's NCAA Tournament Stats

Year	ERA	W-L	G-GS	CG	SHO	SV	IP	H	R	ER	BB	SO
2010	27.00	0-0	1-0	0	0	0	1.0	4	3	3	0	2



#13 Brad Miller
SS • L-R • 6-0 • 185 • So. • 1VL
Windermere, FL • Olympia HS

Talented shortstop who has an excellent eye at the plate and good speed...a career .316 hitter with a .432 on-base percentage in 135 games (135 starts) over two seasons...has 25 doubles, five triples, 11 homers, 85 RBIs, 120 runs, 103 walks, and 25 steals...has 12 career bunt singles...started each of his first 118 games as a Tiger at shortstop...is 8-for-15 (.533) with two grand slams, one

double, 30 RBIs, four walks, and one hit-by-pitch with the bases loaded in his career.

2010: All-ACC Academic team member...hit a team-high .357 with 71 runs, 19 doubles, four triples, eight homers, 49 RBIs, 50 walks, a .458 on-base percentage, and nine steals in 69 games (69 starts, including 65 at shortstop and four as the DH)...his 69 games tied for 10th-most in school history...tied for 23rd in the nation in walks...tied for fifth in the ACC in walks, sixth in runs, eighth in hits (90), tied for eighth in sacrifice flies (6), tied for ninth in triples, and 10th in on-base percentage...hit .402 with 31 runs, six doubles, two triples, five homers, 21 RBI, a .647 slugging percentage, 30 walks, a .533 on-base percentage, and five steals in 30 ACC regular-season games...tied for first in the ACC in walks, second in batting average, and second in on-base percentage in ACC regular-season games...had 23 multi-hit games and 12 multi-RBI games...hit a team-high .426 with runners on base...was 5-for-8 (.625) with two grand slams and 16 RBIs with the bases loaded...was 10-for-18 (.556) in his four games as the DH...in his last 26 games, he was 44-for-105 (.419) with five homers, six doubles, two triples, 27 RBIs, 29 runs, a .657 slugging percentage, 13 walks, and a .479 on-base percentage...reached base via a hit or walk in each of the first 33 games and reached base via a hit or walk in 66 of his 69 games...had a team-high six bunt singles...was 27-for-66 (.409) with a .524 on-base percentage after the sixth inning...hit safely in his last 14 home games...had two double-digit hitting streaks, as he hit safely in 30 of his last 32 games...had a 10-game hitting streak from April to May and a 20-game hitting streak from May to June, the longest by a Tiger in 2010...hit a team-high .492 in 17 May games...went 2-for-3 with two doubles, three runs, one RBI, and a sacrifice bunt against Wright State on Feb. 27; his run-scoring double in the eighth inning gave Clemson the lead for good...went 2-for-5 with a double, two runs, and one RBI against Wright State on Feb. 28; he went 5-for-11 (.455) with six runs, four doubles, and four RBIs in the series...went 3-for-5 with a steal against Dayton on Mar. 3...went 2-for-4 with a grand slam, five RBIs, two runs, a walk, and steal in the first game of a doubleheader against N.C. State on Mar. 13...went 2-for-3 with a homer, triple, three runs, and two walks against Boston College on Apr. 2...went 3-for-6 with an RBI and two runs against Boston College on Apr. 4...went 2-for-4 with a double and two walks at Duke on Apr. 10...went 2-for-3 with an RBI, run, and two walks against North Carolina on Apr. 24...went 3-for-5 with a triple and RBI against Florida Gulf Coast on May 4...went 4-for-4 with three RBIs and a walk at Maryland on May 8; he was 5-for-9 (.556) with three RBIs, three runs, and three walks in the series...went 2-for-3 with a homer and two walks at Wake Forest on May 14...went 1-for-3 with a homer, three runs, and a walk at Wake Forest on May 15; he went 5-for-10 with two homers, four runs, and three walks in the series...went 5-for-5 with a homer, double, three RBIs, and four runs against #7 Florida State on May 20; he started as the DH, his first career start at a position other than shortstop; he tied the score with a two-out, run-scoring double in the eighth inning...went 1-for-3 with two RBIs, two walks, and a steal against #7 Florida State on May 22; he was 7-for-13 (.538) with a homer, double, five RBIs, six runs, two walks, and a steal in the series...went 3-for-5 with a double and three runs against N.C. State in the ACC Tournament on May 26...went 1-for-3 with a two-run homer, two runs, and a walk against #18 Virginia Tech in the ACC Tournament on May 28...went 2-for-4 with a triple, two RBIs, a run, and a walk against #6 Georgia Tech in the ACC Tournament on May 29; he was 6-for-12 with a homer, triple, double, four RBIs, six runs, and two walks in three ACC Tournament games...went 4-for-5 with a grand slam, three runs, and a walk against #16 Alabama in the Clemson Super Regional on June 13...hit a key two-run double against #16 Alabama in the Clemson Super Regional on June 14; he was 6-for-14 (.429) with a double, homer, seven RBIs, three runs, and two walks in three Clemson Super Regional games...went 1-for-3 with two runs and a walk against #6 Oklahoma in the College World Series on June 22...#29 sophomore in the nation in the preseason by **Baseball America**...#28 prospect in the nation for the 2011 draft by **Perfect Game**...#3 prospect in the ACC for the 2011 draft by **Baseball America**...USA National Team Trials participant in the summer.

2009: Hit .273 with 49 runs, six doubles, one triple, three homers, 36 RBIs, and 16 stolen bases in 66 games (all starts at shortstop)...one of only three Tigers to start every game; he became the first Tiger freshman to start every game since Taylor Harbin

and Stan Widmann started all 66 games as freshmen in 2005...played all but a handful of Clemson's 594.1 innings at shortstop...led the team in walks (53) and had a .405 on-base percentage; the 53 walks tied for ninth-most in school history and most by a freshman in Clemson history...was second in the ACC in walks and tied for eighth in steals...tied for 11th in the nation in walks, including most among freshmen, as no other freshman in the country had more than 40 walks or finished in the top 88 in that category...started at least one game in seven different spots in the batting order (all but #3 and #4)...was 3-for-7 (.429) with a double, 14 RBIs, and four walks with the bases loaded...had a team-high six bunt singles...had a 20-game errorless streak (70 chances) from March to April...hit a single and had two steals in his first game as a Tiger against Charlotte on Feb. 20...went 3-for-4 with two RBIs against Charlotte on Feb. 21...hit his first career homer, a two-run shot, against Charlotte on Feb. 22...went 1-for-2 with three runs, four walks, and one steal against North Carolina-Asheville on Mar. 4...walked four times and scored two runs against Michigan State on Mar. 10...went 1-for-2 with two runs, two RBIs, and a stolen base against South Carolina-Upstate on Mar. 18...went 3-for-5 with a run and RBI in the first game of a doubleheader against Elon on Mar. 24; he went 5-for-10 in the doubleheader...went 2-for-3 with a two-run homer and walk in the first game of a doubleheader at Boston College on Mar. 28...went 2-for-5 with two RBIs in the second game of a doubleheader at Boston College on Mar. 28...hit a double and triple against Duke on Apr. 3...hit a three-run double and walked twice against #4 Georgia Tech on Apr. 24...went 2-for-3 with an RBI, walk, and steal against #4 Georgia Tech on Apr. 25; he went 3-for-7 (.429) with four RBIs and five walks in the series...went 3-for-4 with a double, RBI, and walk against Maryland on May 2...went 3-for-4 with a homer, three RBIs, two runs, a walk, and steal at N.C. State on May 14...went 2-for-4 with two runs at #2 Arizona State in the Tempe Super Regional on June 6...one of 22 members of the USA National Team in the summer, where he hit .255 with 13 runs, eight RBIs, 16 walks, a .417 on-base percentage, and eight steals in 23 games.

BEFORE CLEMSON: Drafted in the 39th round (#1173 overall pick) by the Texas Rangers in 2008...#17 prospect in Florida by **Perfect Game**...first-team All-Central Florida as a junior...hit .420 with a .560 on-base percentage, six homers, and 31 RBIs as a junior...team MVP as a junior...hit .382 with a .500 on-base percentage, two homers, and 28 RBIs as a sophomore...lettered three times in baseball at Olympia High School, where he was coached by Randy O'Neal.

PERSONAL: Member of the ACC Academic Honor Roll in 2008-09...his father Steve played baseball at Northern Iowa...majoring in pre-business...born Bradley Austin Miller on Oct. 18, 1989 in Orlando, FL.

Miller's Overall Stats

Year	AVG	G-GS	AB	R	H	2B	3B	HR	RBI	TB	BB	HBP	SF	OB%	SB
2009	.273	66-66	238	49	65	6	1	3	36	82	53	2	3	.405	16-21
2010	.357	69-69	252	71	90	19	4	8	49	141	50	2	6	.458	9-11
Total	.316	135-135	490	120	155	25	5	11	85	223	103	4	9	.432	25-32

Miller's ACC Regular-Season Stats

Year	AVG	G-GS	AB	R	H	2B	3B	HR	RBI	TB	BB	HBP	SF	OB%	SB
2009	.265	30-30	117	19	31	3	1	2	18	42	18	0	1	.360	7-9
2010	.402	30-30	102	31	41	6	2	5	21	66	30	1	2	.533	5-6
Total	.329	60-60	219	50	72	9	3	7	39	108	48	1	3	.446	12-15

Miller's ACC Tournament Stats

Year	AVG	G-GS	AB	R	H	2B	3B	HR	RBI	TB	BB	HBP	SF	OB%	SB
2009	.300	3-3	10	0	3	2	0	0	2	5	2	0	0	.417	1-1
2010	.500	3-3	12	6	6	1	1	1	4	12	2	0	0	.571	0-0
Total	.409	6-6	22	6	9	3	1	1	6	17	4	0	0	.500	1-1

Miller's NCAA Tournament Stats

Year	AVG	G-GS	AB	R	H	2B	3B	HR	RBI	TB	BB	HBP	SF	OB%	SB
2009	.231	7-7	26	6	6	0	0	0	1	6	4	0	0	.333	1-2
2010	.292	11-11	48	7	14	2	0	1	12	19	3	0	0	.333	0-0
Total	.270	18-18	74	13	20	2	0	1	13	25	7	0	0	.333	1-2



#51 Joseph Moorefield

LHP • L-L • 6-1 • 215 • *Fr. • RS
Woodruff, SC • James F. Byrnes HS

Lefthander who was the only Tiger freshman to red-shirt in the 2009 season...has seen limited action.

2010: Had an 0-0 record and 5.79 ERA in six relief appearances...in 4.2 innings pitched, he allowed five hits and five walks with four strikeouts...allowed a run in only one of his six appearances and a hit in just two of his six appearances...held opponents to 0-for-4 with two outs...

allowed just one hit in 10 at-bats and no runs with four strikeouts in 3.1 innings pitched over four relief appearances at home...pitched a perfect eighth inning with two strikeouts against #16 Alabama in the Clemson Super Regional on June 13.

2009: Red-shirted.

BEFORE CLEMSON: All-state pitcher at James F. Byrnes High School...played in the North-South All-Star game...#465 high school prospect in the nation by **Perfect Game**...#63 high school lefthander prospect in the nation by **Perfect Game**...#37 prospect in South Carolina by **Perfect Game**...#4 prospect in South Carolina by **Impact Baseball**...#4 lefthander prospect in South Carolina by **Diamond Prospect**...all-region selection as a junior...lettered five times in baseball at James F. Byrnes High, where he was coached by Chris Carter.

PERSONAL: Majoring in community recreation, sport, & camp management...born Joseph Harvey Moorefield on Oct. 25, 1989 in Spartanburg, SC.

Moorefield's Overall Stats

Year	ERA	W-L	G-GS	CG	SHO	SV	IP	H	R	ER	BB	SO
2010	5.79	0-0	6-0	0	0	0	4.2	5	3	3	5	4

Moorefield's ACC Regular-Season Stats

Year	ERA	W-L	G-GS	CG	SHO	SV	IP	H	R	ER	BB	SO
2010	0.00	0-0	1-0	0	0	0	0.1	0	0	0	2	0

Moorefield's NCAA Tournament Stats

Year	ERA	W-L	G-GS	CG	SHO	SV	IP	H	R	ER	BB	SO
2010	0.00	0-0	1-0	0	0	0	1.0	0	0	0	0	2



#21 Seth Neely

INF • R-R • 5-11 • 190 • Fr. • HS
Rock Hill, SC • Rock Hill HS


Freshman who will provide depth in the infield.

2010: Red-shirted.

BEFORE CLEMSON: Region player-of-the-year as a senior at Rock Hill High School...#12 high school prospect in South Carolina and #571 high school prospect in the nation by **Perfect Game**...member of the SCBCA North Carolina/South Carolina Select Team...all-area selection

by **Charlotte Observer** as a senior...hit .489 with eight homers as a senior...team MVP as a junior and senior...all-region selection as a junior...all-area pick by **Rock Hill Herald** as a junior...earned the school's Academic Award with the highest GPA...lettered four times in baseball at Rock Hill High, where he was coached by Eddie Hill.

PERSONAL: Majoring in community recreation, sport, & camp management...born Christopher Seth Neely on June 24, 1991 in Rock Hill, SC.



#17 John Nester

C/1B • R-R • 6-0 • 205 • Jr. • 2VL
Greer, SC • Riverside HS

Catcher who has shown flashes of his power at the plate...has been Clemson's primary starter behind the plate each of the last two seasons...a career .274 hitter in 139 games (94 starts)...has 20 doubles, 10 homers, 62 RBIs, and four steals in his three-year career.

2010: Drafted in the 39th round (#1175 overall pick) by the Oakland Athletics...hit .245 with 20 runs,

nine doubles, two homers, 24 RBIs, 20 walks, and two steals in 52 games (41 starts, including 40 at catcher and one as the DH)...had a .404 on-base percentage in 24 ACC regular-season games...hit .400 with a .483 on-base percentage as the leadoff batter of an inning...one of 53 catches named to the initial Johnny Bench Award Watch List on Mar. 1...had an 11-game hitting streak in April...went 2-for-2 with a homer, double,

three RBIs, two runs, and a hit-by-pitch against Georgia Southern on Mar. 17...went 2-for-4 with a double, four RBIs, a steal, and hit-by-pitch in the second game of a doubleheader against Virginia Tech on Mar. 20...went 1-for-3 with two RBIs and a walk in the first game of a doubleheader at #1 Virginia on Mar. 27...went 2-for-5 with a three-run homer at Duke on Apr. 9...went 1-for-2 with a run, two walks, and a steal against #7 Florida State on May 20...went 1-for-2 with two RBIs, a run, and a walk against #7 Florida State on May 22.

2009: Hit .304 with 25 runs, 11 doubles, five homers, 33 RBIs, and one steal in 57 games (46 starts, all at catcher)...was 44-for-128 (.344) in his last 40 games after going 7-for-40 (.175) in his first 17 games...had 16 multi-hit games...hit .400 as the leadoff batter...came off the bench and blasted a two-run homer against Wofford on Feb. 25...went 2-for-4 with an RBI in the first game of a doubleheader against Wake Forest on Mar. 13...went 2-for-4 with a two-run homer in the first game of a doubleheader against Elon on Mar. 24...went 2-for-3 with two RBIs against Duke on Apr. 4...went 2-for-4 with a go-ahead, run-scoring single in the seventh inning at South Carolina on Apr. 7...hit a solo homer in the first game of a doubleheader against #5 Miami (FL) on Apr. 11...went 1-for-2 with a double, two RBIs, and two walks in the second game of a doubleheader against #5 Miami (FL) on Apr. 11...had a key two-run single at Western Carolina on Apr. 14...went 2-for-3 with a homer, two RBIs, and a walk at Virginia Tech on Apr. 18...went 3-for-5 with three RBIs and a run at South Carolina on Apr. 22...went 2-for-3 with an RBI and walk against #4 Georgia Tech on Apr. 25...went 2-for-4 with an RBI in the first game of a doubleheader against Maryland on May 3...went 2-for-3 with a double, two runs, and two RBIs against North Carolina-Wilmington on May 8...went 2-for-3 with a double and RBI against North Carolina-Wilmington on May 9; he was 4-for-8 (.500) with two doubles, three RBIs, and three runs in the series...went 3-for-4 with a double, homer, and three runs against College of Charleston on May 12...went 2-for-3 with a double and RBI at N.C. State on May 16...hit a two-out double in the eighth inning and came around to score the winning run against Oklahoma State in the Clemson Regional on June 1...went 2-for-4 with a double and run at #2 Arizona State in the Tempe Super Regional on June 6...played for Falmouth in the Cape Cod League in the summer, where he hit .257 with 11 runs, five doubles, and one homer in 26 games.

2008: Hit .256 with six runs, three homers, five RBIs, and one stolen base in 30 games (seven starts, all as the DH)...four of his five RBIs came with two outs...two of his three home runs came off the bench...had two sacrifice bunts...hit .333 with the bases empty...was 3-for-7 (.429) as the leadoff batter of an inning...was 10-for-26 (.385) with three homers in innings 5-8...hit .294 with a .400 on-base percentage in his seven starts...did not allow a stolen-base attempt...crushed his first career hit, a solo home run, off the bench against Mercer on Feb. 24...came off the bench and hit a two-run homer against High Point on Feb. 27...hit a solo home run against North Carolina-Greensboro on Mar. 12...went 2-for-3 against N.C. State on Mar. 21...came off the bench and went 1-for-1 with a run and stolen base against Presbyterian at Greenville, SC on Apr. 23...hit a pinch-hit single and came around to score at Central Florida on May 15; the single started Clemson's four-run sixth inning...played for Wilmington in the Coastal Plain League in the summer, where he hit .181 with one homer, 20 RBIs, and five stolen bases in 50 games.

BEFORE CLEMSON: Two-time all-state selection at Riverside High School...two-time all-region pick and member of the South Carolina Select team...named team's Most Valuable Defensive Player as a senior...member of two state championship teams and four region championship teams...#2 prospect in South Carolina by **Perfect Game**...#1 catcher prospect in South Carolina by **Diamond Prospects**...#1 two-way player in South Carolina by **Diamond Prospects**...first-team all-state pick as a junior...had a 5-0 record with a 1.91 ERA, four saves, and 76 strikeouts in 36.0 innings pitched as a junior...lettered four times in baseball and once in basketball at Riverside High, where he was coached by Chris Bates.

PERSONAL: Majoring in health services administration...born John Michael Nester on May 28, 1989 in Huntington, WV.

Nester's Overall Stats

Year	AVG	G-GS	AB	R	H	2B	3B	HR	RBI	TB	BB	HBP	SF	OB%	SB
2008	.256	30-7	39	6	10	0	0	3	5	19	4	1	0	.341	1-2
2009	.304	57-46	168	25	51	11	0	5	33	77	9	0	3	.333	1-1
2010	.245	52-41	143	20	35	9	0	2	24	50	20	7	4	.356	2-3
Total	.274	139-94	350	51	96	20	0	10	62	146	33	8	7	.344	4-6

Nester's ACC Regular-Season Stats

Year	AVG	G-GS	AB	R	H	2B	3B	HR	RBI	TB	BB	HBP	SF	OB%	SB
2008	.267	12-2	15	1	4	0	0	0	1	4	1	0	0	.313	0-1
2009	.284	26-22	81	9	23	6	0	2	12	35	7	0	0	.341	1-1
2010	.284	24-23	81	9	23	5	0	1	16	31	13	4	1	.404	2-3
Total	.282	62-47	177	19	50	11	0	3	29	70	21	4	1	.369	3-5

Nester's ACC Tournament Stats

Year	AVG	G-GS	AB	R	H	2B	3B	HR	RBI	TB	BB	HBP	SF	OB%	SB
2009	.250	3-3	8	0	2	0	0	0	1	2	2	0	1	.364	0-0
2010	.000	2-2	5	0	0	0	0	0	0	0	0	0	0	.000	0-0
Total	.154	5-5	13	0	2	0	0	0	1	2	2	0	1	.250	0-0

Nester's NCAA Tournament Stats

Year	AVG	G-GS	AB	R	H	2B	3B	HR	RBI	TB	BB	HBP	SF	OB%	SB
2009	.227	7-6	22	4	5	2	0	0	2	7	0	0	1	.217	0-0
2010	.000	5-0	6	0	0	0	0	0	0	0	0	0	0	.000	0-0
Total	.179	12-6	28	4	5	2	0	0	2	7	0	0	1	.173	0-0



#11 Kyle Parker

OF/1B • R-R • 6-1 • 200 • Jr. • 2VL
Jacksonville, FL • Bartram Trail HS

One of Clemson's best two-sport athletes in history...graduated from high school a semester early to enroll in January, 2008...signed to play football at Clemson as one of the top quarterback prospects in the country...emerged as one of the best freshmen in the ACC and country in baseball in 2008...has tremendous power to all fields and outstanding instincts at the plate...

successfully juggled playing baseball as a freshman when he should still have been a senior in high school along with the rigors of spring football practice; he spent many early-season games in 2008 being shuttled from spring football practice to Doug Kingsmore Stadium, sometimes arriving just prior to "first pitch"...a career .302 hitter in 187 games (182 starts) over three seasons...has 34 doubles, one triple, 46 homers, 166 RBIs, 177 runs, and 12 steals along with a .554 slugging percentage and .413 on-base percentage in his career...his 46 homers are eighth-most in school history...reached 25 career home runs in just 103 games, quicker than any other Tiger in history...his 46 career homers are eighth-most in Clemson history...25 of his 46 career home runs have been hit in ACC regular-season games...two-time, First-Team All-ACC selection, the first Tiger to accomplish that feat since Kris Harvey did so in 2004 and 2005...has been named ACC Player-of-the-Week four times in his career, third-most in Clemson history; he joins Khalil Greene (1999-02) as the only two Tigers in history to earn an ACC Player or Pitcher-of-the-Week honor in three different seasons...wore jersey #25 in 2008 and 2009, but switched to #11 (his football jersey number) prior to the 2010 season...was a freshman All-American in both baseball and football.

2010: Drafted in the first round (#26 overall pick) by the Colorado Rockies; he became Clemson's first first-round draft pick since 2007 (Daniel Moskos)...first-team All-American by **Ping!Baseball**, second-team All-American by **Baseball America** and NCBWA, and third-team All-American by ABCA; he became Clemson's first All-American since 2006...Golden Spikes Award Watch List member...first-team All-Atlantic Region by ABCA...First-Team All-ACC selection...hit .344 with 85 runs, 15 doubles, one triple, 20 homers, 64 RBIs, a .656 slugging percentage, 56 walks, nine hit-by-pitches, a .478 on-base percentage, and four steals in 67 games (67 starts, including 57 in right field, six as the DH, and four at first base)...led Clemson to ACC Atlantic Division titles in two different sports (football, baseball) in the 2009-10 academic year...his 85 runs tied for fifth-most in school history, his 56 walks were sixth-most, and his 20 homers were 10th-most...fifth in the nation in runs, tied for 15th in walks, 22nd in runs per game (1.27), and tied for 25th in homers...second in the ACC in runs, tied for third in homers, fourth in walks, fifth in total bases (162), fifth in slugging percentage, and sixth in on-base percentage...led or tied for the team lead in runs, homers, total bases, slugging percentage, walks, hit-by-pitches, on-base percentage, and two-out RBIs (37)...had 26 multi-hit games and 19 multi-RBI games...has reached base via a hit, walk, or hit-by-pitch in 64 of his 67 games...missed two games in early April due to a back ailment...hit 10 home runs in the first 20 games; it was the third-fewest games needed to reach 10 homers in a season by a Tiger in history...became the first Division I athlete in history to total 20 home runs and 15 passing touchdowns in the same academic year...named ACC Player-of-the-Week on March 22 for his performances in five games from March 16-20; he went 8-for-17 (.471) with three homers, one double, five RBIs, 10 runs, five walks, and a .591 on-base percentage...

named ACC Player-of-the-Week on May 10 for his performances in four games from May 4-9; he went 10-for-16 (.625) with five doubles, one homer, seven RBIs, seven runs, five walks, one hit-by-pitch, a 1.125 slugging percentage, and a .727 on-base percentage...went 2-for-5 with a three-run homer against Miami (OH) on Feb. 19...went 3-for-3 with two runs and a walk against Wright State on Feb. 26...hit two solo homers against Wright State on Feb. 28...went 3-for-5 with a homer, three RBIs, and two runs against Dayton on Mar. 3...went 3-for-5 with a homer, three RBIs, two runs, and a walk against Gardner-Webb on Mar. 11...went 3-for-4 with a homer, two RBIs, four runs, a walk, and steal in the first game of a doubleheader against N.C. State on Mar. 13...hit a two-run homer, scored three runs, and walked three times at Charlotte on Mar. 16...went 3-for-4 with a homer and double against Georgia Southern on Mar. 17...went 1-for-3 with a three-run homer, three runs, and two walks at Duke on Apr. 9...missed the game at Duke on Apr. 10 in order to play in the football Spring Game that day...went 2-for-4 with a homer, double, and two RBIs at #5 Georgia Tech on Apr. 17...went 2-for-3 with a homer, double, two runs, and a hit-by-pitch at #5 Georgia Tech on Apr. 18...went 2-for-3 with a grand slam, two runs, and a walk against South Carolina-Upstate on Apr. 21...went 3-for-4 with a homer, double, two RBIs, two runs, and a walk against North Carolina on Apr. 24; he went 6-for-11 (.545) in the series...went 3-for-4 with two doubles, two RBIs, two runs, and a walk against Florida Gulf Coast on May 4...went 3-for-4 with two doubles, an RBI, three runs, and two walks at Maryland on May 7...went 3-for-5 with a double, RBI, and walk at Maryland on May 8...went 1-for-3 with a three-run homer in the sixth inning to give Clemson the lead for good, a walk, and a hit-by-pitch at Maryland on May 9; he was 7-for-12 (.583) with a homer, three doubles, five RBIs, five runs, and four walks in the series...went 1-for-2 with a double, RBI, three runs, two walks, and a hit-by-pitch against Presbyterian on May 18...went 2-for-4 with two doubles, two runs, and a walk against #7 Florida State on May 20...went 2-for-4 with a homer and two runs against #6 Georgia Tech in the ACC Tournament on May 29...hit a three-run homer in the first inning, his 20th long ball of the season, and added two runs along with a walk at #14 Auburn in the Auburn Regional on June 7...went 2-for-4 with an RBI, three runs, and two walks against #16 Alabama in the Clemson Super Regional on June 13...went 1-for-3 with his first career triple, two runs, and a walk against #6 Oklahoma in the College World Series on June 22...#73 player in the nation in the preseason by **Baseball America**...#76 player in the nation in the preseason by **TheCollegeBaseballBlog.com**...listed as having the best outfield arm in the ACC in the preseason by **Baseball America**...#19 college prospect in the nation in May by **Rivals.com**.

2009: Hit .255 with 48 runs, seven doubles, 12 homers, 52 RBIs, and six stolen bases in 63 games (60 starts, including 49 in right field and 11 as the DH)...hit .295 with seven homers and 23 RBIs in 27 ACC regular-season games...had 22 two-out RBIs...had a team-high seven hit-by-pitches...received the Bob Bradley Award as Clemson's MVP of the four-game series against South Carolina; he was 6-for-15 (.400) with two doubles, one homer, seven RBIs, four runs, and three walks in four starts...hit .356 with a team-high six homers and team-high 25 RBIs in 19 April games...hit 11 of his 12 homers against righthanders...named ACC Player-of-the-Week on April 13 for his performances in five games from April 7-12; he went 8-for-18 (.444) with two doubles, two homers, 11 RBIs, four runs, and three walks...went 2-for-4 with a double and three RBIs against Charlotte on Feb. 20...had three RBIs against North Carolina-Asheville on Mar. 4...went 3-for-4 with a homer and three RBIs in the first game of a doubleheader against Wake Forest on Mar. 13...went 3-for-5 with a homer, two runs, three RBIs, and one steal in the second game of a doubleheader against Wake Forest on Mar. 13; he went 7-for-12 (.583) with two homers, seven RBIs, and three runs in the series...went 2-for-4 with a key two-run homer in the 11th inning and two hit-by-pitches at #24 Florida State on Mar. 21...missed the entire Boston College series on the road in order to attend spring football practice...went 2-for-5 with a homer and three RBIs at #1 Georgia on Mar. 31...went 2-for-4 with a homer and two runs against Duke on Apr. 3...had three RBIs at South Carolina on Apr. 7...went 3-for-4 with two doubles and an RBI against South Carolina on Apr. 8...came off the bench and went 2-for-4 with a homer and three RBIs in the first game of a doubleheader against #5 Miami (FL) on Apr. 11...hit a two-run homer and scored two runs in the second game of a doubleheader against #5 Miami (FL) on Apr. 11; it was a memorable day for Parker, who went 3-for-7 with two homers, five RBIs, and three runs in the doubleheader; earlier in the day, he quarterbacked his White squad to a victory in Clemson's Spring Football Game, as he was 13-21 passing for 171 yards and one touchdown pass against no interceptions; he also had a rushing touchdown; he went 4-for-10 with two homers and seven RBIs in the series...went 3-for-3 with two runs, two RBIs, and a walk at Western Carolina on Apr. 14...went 4-for-5 with his first career grand slam, three runs, and a walk against Western Carolina on Apr. 15; he went 7-for-8 in the series and had a streak of eight consecutive hits, one shy of the school record, over a three-game span...hit

a three-run homer that gave Clemson the lead for good at Virginia Tech on Apr. 19...went 2-for-4 with a homer, three RBIs, and three runs at South Carolina on Apr. 22...hit a long solo homer over the "batters eye" against North Carolina-Wilmington on May 9...hit a solo homer against Duke in the ACC Tournament on May 22...came off the bench and lined a two-out, two-run single to give Clemson the lead for good against Oklahoma State in the Clemson Regional on June 1...named to the Brooks Wallace Award Watch List in the preseason...#32 player in the nation in the preseason by [TheCollegeBaseballBlog.com](#)...#31 sophomore in the nation in the preseason by **Baseball America**...preseason first-team All-ACC by **Baseball America**...preseason first-team All-ACC by [Rivals.com](#)...preseason first-team All-ACC by [SEBaseball.com](#).

2008: First-team freshman All-American by **Baseball America**...freshman All-American by **Collegiate Baseball**...First-Team All-ACC selection; he was one of only two freshmen to earn first-team honors...second-team All-ACC by [SEBaseball.com](#)...hit .303 with 44 runs, 12 doubles, 14 homers, 50 RBIs, a .400 on-base percentage, and two steals in 57 games (55 starts, including a team-high 29 as the DH, 16 in right field, nine at third base, and one at first base); he also saw action at second base...tied for sixth in the ACC in home runs...led the team in home runs and was second in RBIs, slugging percentage (.559), and walks (32)...batted .336 with six doubles, 10 homers, 34 RBIs, and a .441 on-base percentage in 29 ACC regular-season starts...tied for second in the ACC in homers, was second in RBIs, and was fifth in slugging percentage (.673) in ACC regular-season games...had a streak of nine straight games with an RBI in May...after going 23 straight games without a home run during the middle of the season, he hit eight homers in last 14 regular-season games...hit .339 with seven homers and 23 RBIs in 16 games in the outfield...hit .411 with 11 homers, 41 RBIs, and a .492 on-base percentage in Clemson wins and only .179 with three homers, nine RBIs, and a .291 on-base percentage in Clemson losses...had 11 multi-RBI games, including seven games with at least three RBIs...named ACC Player-of-the-Week on April 28 for his performances in five games from April 22-27; he went 6-for-16 (.375) with six runs, two doubles, three homers, 12 RBIs, six walks, and a 1.063 slugging percentage to lead Clemson to a 5-0 record...hit a line-drive single to center on the first pitch of his first career plate appearance and came around to score in the first game of a doubleheader against Mercer on Feb. 23...hit his first career homer against High Point on Feb. 27...went 3-for-5 with a double, two runs, and a stolen base at College of Charleston on Feb. 29...went 5-for-5 with three homers, a double, 15 total bases, five runs, and seven RBIs in the second game of a doubleheader at Wake Forest on Mar. 9; his three-run homer in the ninth inning tied the score and helped the Tigers to a 12-11 comeback win from an 11-4 deficit; he became the 12th Tiger in history to hit three home runs in a game...went 3-for-5 with two doubles and two runs against North Carolina-Greensboro on Mar. 11...went 2-for-3 with a homer and four RBIs against Boston College on Mar. 16...went 3-for-5 with a home run against N.C. State on Mar. 21; he went 6-for-11 (.545) in the series...went 2-for-5 with two RBIs at Duke on Apr. 18...hit a go-ahead two-run homer in the 11th inning at Duke on Apr. 20, but it did not count because unplayable field conditions forced the final score to revert back to the end of the 10th inning, which resulted in a 6-6 tie...went 1-for-1 with an RBI and three walks against Presbyterian at Greenville, SC on Apr. 23...hit a three-run homer and walked twice against Virginia Tech on Apr. 25...went 3-for-4 with two homers, a double, two runs, and five RBIs against Virginia Tech on Apr. 26; his three-run homer in the eighth inning gave the Tigers the lead for good; his only hitless at-bat was a flyout that was caught near the top of the fence; he also threw a runner out at home from right field trying to score from second base on a single...went 1-for-3 with a double, three RBIs, and a walk against Virginia Tech on Apr. 27; he went 5-for-10 (.500) with five runs, two doubles, three homers, 11 RBIs, and three walks in the series...went 1-for-2 with three runs, a three-run homer, and four walks against #3 Florida State on May 3...went 2-for-5 with a double and two runs against #3 Florida State on May 4; he went 4-for-10 with five runs, a double, homer, three RBIs, and five walks in the series...went 2-for-5 with a double, two runs, and two RBIs against Furman at Greenville, SC (Fluor Field) on May 7...went 2-for-4 with a solo homer at #25 Georgia Tech on May 9...went 2-for-5 with two runs, an RBI, walk, and stolen base at #25 Georgia Tech on May 11...went 2-for-3 with a homer, two runs, a walk, and hit-by-pitch at Central Florida on May 15...hit a two-run homer in the fifth inning that gave Clemson the lead for good at Central Florida on May 16...went 2-for-4 with a homer, double, three RBIs, and a walk at Central Florida on May 17; it was the night of his high school Senior Prom that he missed in order to help Clemson to victory; he went 5-for-12 (.417) with four runs, a double, three homers, six RBIs, two walks, and a hit-by-pitch in the series...went 2-for-5 with a walk against #24 Georgia Tech in the ACC Tournament on May 24; the game was played in his hometown.

FOOTBALL (2009): Second-team freshman All-American by [CollegeFootballNews.com](#)...first-team freshman All-ACC by **Sporting News**...led Clemson to nine wins,

tied for most in the nation by a freshman quarterback, and the ACC Atlantic Division title...set Tiger freshman records for passing yards (2,526), completions (205), and passing touchdowns (20)...rushed for 135 yards and one score...was 25-37 for 326 yards and three touchdowns, including the game-winning 26-yard score to Jacoby Ford in overtime, in Clemson's 40-37 win at #8 Miami (FL) on Oct. 24...threw four touchdown passes in Clemson's 40-24 win over Florida State on Nov. 7...quarterbacked the Tigers to a 21-13 win over Kentucky in the Music City Bowl on Dec. 27.

FOOTBALL (2008): Red-shirted.

BEFORE CLEMSON: Standout baseball player and quarterback at Bartram Trail High School...first-team all-state and all-county selection as a junior...county player-of-the-year as a junior...did not play his senior year of high school on the diamond in the spring of 2008, because he graduated a semester early; he accepted a football scholarship and enrolled at Clemson in January of 2008...coached by Storm Davis in baseball...#34 prospect in the nation according to [ESPN.com](#)...#4 quarterback in the nation by [ESPN.com](#)...#62 prospect in Florida and #10 pro-style quarterback in the nation by [Rivals.com](#)...#13 quarterback in the nation by [Scout.com](#)...#39 prospect in Florida by **SuperPrep**...played in the **ESPN/Under Armour All-American** game; he threw the game-winning touchdown pass to fellow Tiger signee Jamie Harper...totaled over 2,500 passing yards and 15 touchdowns along with over 1,000 rushing yards as a senior...lettered four times in baseball and four times in football at Bartram Trail High.

PERSONAL: Son of former NFL wide receiver Carl Parker, who was a member of the Cincinnati Bengals, New York Jets, and Minnesota Vikings for a total of six seasons; he played three games in 1989 and had one reception for 45 yards that season; he also played three games in 1988 during the Bengals' Super Bowl season...his mother Cathy was featured on **ESPN's** "Outside the Lines" in 2007, as she helped raise over \$800,000 for Barrow (AK) High School's new artificial turf field that was named Cathy Parker Field in her honor...majoring in communication studies...born Kyle James Parker on Sept. 30, 1989 in Cincinnati, OH.

Parker's Overall Stats

Year	AVG	G-GS	AB	R	H	2B	3B	HR	RBI	TB	BB	HBP	SF	OB%	SB
2008	.303	57-55	211	44	64	12	0	14	50	118	32	2	0	.400	2-3
2009	.255	63-60	231	48	59	7	0	12	52	102	29	7	5	.349	6-6
2010	.344	67-67	247	85	85	15	1	20	64	162	56	9	2	.478	4-6
Total	.302	187-182	689	177	208	34	1	46	166	382	117	18	7	.413	12-15

Parker's ACC Regular-Season Stats

Year	AVG	G-GS	AB	R	H	2B	3B	HR	RBI	TB	BB	HBP	SF	OB%	SB
2008	.336	29-29	107	24	36	6	0	10	34	72	20	0	0	.441	1-2
2009	.295	27-26	105	24	31	4	0	7	23	56	8	5	1	.370	2-2
2010	.356	27-27	101	34	36	9	0	8	26	69	21	4	1	.480	1-1
Total	.329	83-82	313	82	103	19	0	25	83	197	49	9	2	.432	4-5

Parker's ACC Tournament Stats

Year	AVG	G-GS	AB	R	H	2B	3B	HR	RBI	TB	BB	HBP	SF	OB%	SB
2008	.182	3-3	11	1	2	0	0	0	1	2	1	1	0	.308	0-0
2009	.231	3-3	13	2	3	0	0	1	1	6	2	0	0	.333	0-0
2010	.231	3-3	13	5	3	0	0	1	1	6	1	0	0	.286	0-0
Total	.216	9-9	37	8	8	0	0	2	3	14	4	1	0	.310	0-0

Parker's NCAA Tournament Stats

Year	AVG	G-GS	AB	R	H	2B	3B	HR	RBI	TB	BB	HBP	SF	OB%	SB
2009	.111	7-5	18	2	2	0	0	0	2	2	5	1	0	.333	2-2
2010	.244	11-11	41	11	10	1	1	1	7	16	8	2	1	.385	0-1
Total	.203	18-16	59	13	12	1	1	1	9	18	13	3	1	.368	2-3



#9 Phil Pohl

C • R-R • 5-10 • 205 • So. • 1VL

Cooperstown, NY • Cooperstown Central HS

Catcher who was the primary backup during the 2009 and 2010 seasons...hard worker...a career .203 hitter in 75 games (37 starts) over two seasons...has 11 doubles, one triple, two homers, and 22 RBIs in his career.

2010: Hit .212 with 12 runs, seven doubles, one triple, one homer, and 19 RBIs in 35 games (17 starts, all at catcher)...hit .308 with runners in scoring position...

was 4-for-6 with a grand slam, two doubles, 14 RBIs, and two hit-by-pitches with the bases loaded...14 of his 19 RBIs came in his nine plate appearances with the bases loaded...nine of his 14 hits went for extra bases...was 4-for-14 (.286) with five runs, two doubles, one triple, one homer, seven RBIs, and a .786 slugging percentage in

his 18 games off the bench...went 2-for-4 with a double and four RBIs against Wright State on Feb. 27...came off the bench and hit a grand slam at #15 South Carolina on Mar. 7...hit a pinch-hit triple, scored a run, and added a hit-by-pitch against Florida Gulf Coast on May 4...came off the bench and hit a three-run double at Maryland on May 7...hit a two-run single at Wake Forest on May 15.

2009: Hit .194 with nine runs, four doubles, one homer, three RBIs, and a .341 on-base percentage in 40 games (20 starts, all at catcher)...allowed just one passed ball...hit a double and scored three runs against South Carolina-Upstate on Mar. 18; he also was the catcher for the entire game when five righthanders combined to pitch a no-hitter...went 2-for-4 with his first career homer in the first game of a doubleheader at Boston College on Mar. 28...went 2-for-4 with a double and run in the second game of a doubleheader against Maryland on May 3...came off the bench and went 1-for-1 with an RBI and walk against Tennessee Tech in the Clemson Regional on May 31...played for Chatham in the Cape Cod League in the summer, where he hit .179 in 18 games.

BEFORE CLEMSON: Drafted in the 44th round (#1313 overall pick) by the Tampa Bay Rays in 2008...four-time member of the Center State All-Star team and four-time team MVP...Louisville Slugger and Gatorade Player-of-the-Year as a senior...#12 high school catcher prospect in the nation by **Perfect Game**...#3 prospect in New York by **Perfect Game**...State Class C Player-of-the-Year as a junior...hit .509 with five homers, 39 RBIs, and 41 steals as a junior...East Coast Pro Showcase and Area Code Games selection in 2007...lettered four times in baseball and two times in football at Cooperstown Central High School, where he was coached by Frank Mioseck.

PERSONAL: Member of the ACC Academic Honor Roll in 2008-09...majoring in pre-business...born Philip Michael Pohl on July 22, 1990 in Bakersfield, CA.

Pohl's Overall Stats

Year	AVG	G-GS	AB	R	H	2B	3B	HR	RBI	TB	BB	HBP	SF	OB%	SB
2009	.194	40-20	67	9	13	4	0	1	3	20	10	5	0	.341	0-0
2010	.212	35-17	66	12	14	7	1	1	19	26	4	7	1	.321	0-1
Total	.203	75-37	133	21	27	11	1	2	22	46	14	12	1	.331	0-1

Pohl's ACC Regular-Season Stats

Year	AVG	G-GS	AB	R	H	2B	3B	HR	RBI	TB	BB	HBP	SF	OB%	SB
2009	.222	15-8	27	3	6	2	0	1	1	11	2	2	0	.323	0-0
2010	.172	13-8	29	4	5	2	0	0	8	7	2	4	1	.306	0-1
Total	.196	28-16	56	7	11	4	0	1	9	18	4	6	1	.313	0-1

Pohl's ACC Tournament Stats

Year	AVG	G-GS	AB	R	H	2B	3B	HR	RBI	TB	BB	HBP	SF	OB%	SB
2009	.000	1-0	1	0	0	0	0	0	0	0	0	0	0	.000	0-0
2010	----	2-0	0	0	0	0	0	0	0	0	0	0	0	----	0-0
Total	.000	3-0	1	0	0	0	0	0	0	0	0	0	0	.000	0-0

Pohl's NCAA Tournament Stats

Year	AVG	G-GS	AB	R	H	2B	3B	HR	RBI	TB	BB	HBP	SF	OB%	SB
2009	.250	3-1	4	0	1	0	0	0	1	1	1	0	0	.400	0-0
2010	.000	3-0	2	0	0	0	0	0	0	0	0	0	0	.000	0-0
Total	.167	6-1	6	0	1	0	0	0	1	1	1	0	0	.286	0-0



#23 Justin Sarratt

RHP • R-R • 5-9 • 180 • Sr. • 3VL
Gaffney, SC • Gaffney Senior HS

Righthander who has been used as a long reliever and spot starter during most of his career...has shown tremendous leadership qualities...has excellent control...has a 6-5 record, one save, and a 5.37 ERA in 62 appearances (12 starts) in his four-year career...has walked just 27 against 71 strikeouts in his career...has a 2.16 walks-per-nine-innings-pitched mark, sixth-best in school history...

has allowed more than two walks in just one of his 62 career appearances and allowed exactly two or three walks in only five appearances...has not allowed a steal in three attempts in 112.1 innings pitched in his career...has thrown just five wild pitches in his career...was injured and lost for the season in the early portion of 2010; he will apply for a medical red-shirt and hopes to return for his fifth season in 2011.

2010: Team co-captain...had a 1-0 record and 11.12 ERA in six appearances (three starts)...in 11.1 innings pitched, he allowed 17 hits and seven walks with six strikeouts...member of Clemson's All-Academic team for having the team's highest cumulative GPA...suffered an elbow injury in late March and was lost for the season; he had surgery on Apr. 7 and applied for a medical red-shirt...held lefthanded batters

to 2-for-16 (.125)...held the leadoff batter of an inning to 1-for-12 (.083)...pitched 2.1 innings in relief, allowing one hit, no runs, and no walks with two strikeouts against Miami (OH) on Feb. 19...pitched 5.0 innings in a starting role, allowing four hits and one earned run to earn the win against Gardner-Webb on Mar. 11.

2009: Won the Dedication Award for outstanding work in the strength training room...had a 3-2 record, one save, and a 5.10 ERA in 16 appearances (seven starts)...in 42.1 innings pitched, he allowed 41 hits (.256 opponents' batting average) and nine walks with 26 strikeouts...had 19 strikeouts against only two walks against leadoff batters...member of Clemson's All-Academic team for having the team's highest cumulative GPA...pitched 1.0 inning in relief, allowing no earned runs to earn the win against North Carolina-Asheville on Mar. 4...pitched 1.1 innings in relief, allowing one hit, no runs, and no walks with two strikeouts at #2 North Carolina on Mar. 8...pitched 6.0 innings in a starting role, allowing three hits, one run, and no walks with two strikeouts to earn the win against Michigan State on Mar. 10...pitched 5.0 innings in a starting role, allowing no hits, no runs, and no walks with two strikeouts to earn the win against South Carolina-Upstate on Mar. 18; he was the first of five righthanders who combined to pitch Clemson's first no-hitter since 1984...pitched 8.0 innings in a starting role, allowing three hits, one run, and one walk with 12 strikeouts against #1 Georgia on Apr. 1; it was the most strikeouts by a Tiger since 2001; he had never struck out more than four in a game prior to that outing; he retired 17 batters in a row during one stretch; he was named ACC Pitcher-of-the-Week for his effort...retired all four batters he faced to record his first career save against Furman at Greenville, SC (Fluor Field) on May 11...pitched 2.0 innings in relief, allowing no runs and no walks with a strikeout at N.C. State on May 15...pitched 2.0 innings in relief, allowing one hit and no runs against Duke in the ACC Tournament on May 22...won the Omaha Challenge competition among pitchers in the fall of 2008.

2008: All-ACC Academic team member...had a 2-2 record and 4.34 ERA in 27 appearances (two starts)...in 45.2 innings pitched, he allowed 60 hits and six walks with 26 strikeouts...tied for second on the team in appearances...his 1.18 walks per nine innings pitched mark was second-best in school history and his 4.33 strikeout-to-walk ratio was eighth-best in school history...did not allow a stolen base in two attempts...allowed just three walks with 14 strikeouts in 22.1 innings pitched in ACC regular-season games...had a 3.57 ERA, and he allowed just five walks and two homers in 40.1 innings pitched in his 25 relief appearances...had a 2.81 ERA and allowed just one walk in 16.0 innings pitched on opponents' home fields...held opponents to a .246 batting average with runners in scoring position and .200 batting average with runners in scoring position and two outs...pitched 2.0 innings in relief, allowing two hits and no runs with three strikeouts in the first game of a doubleheader against Mercer on Feb. 23...pitched 2.2 innings in relief, allowing two hits, no earned runs, and no walks with four strikeouts against Wofford on Mar. 5...picked up his first career win in relief against #21 Coastal Carolina on Mar. 18...pitched 2.0 innings in relief, allowing no hits, no runs, and no walks against N.C. State on Mar. 21...pitched 2.0 perfect innings in relief with two strikeouts against Elon on Mar. 26...pitched a perfect inning in relief at #2 Miami (FL) on Apr. 4...pitched 3.2 innings in relief, allowing three hits, one run, and no walks with three strikeouts at #2 Miami (FL) on Apr. 6...pitched 2.0 innings in relief, allowing one hit, no runs, and no walks at Central Florida on May 15...pitched 1.1 innings in relief, allowing one hit, no runs, and no walks with a strikeout to earn the win at Central Florida on May 17; in two relief appearances against the Knights, he allowed just two hits, no runs, and no walks in 3.1 innings pitched...pitched 5.0 innings in relief, allowing two runs and no walks with two strikeouts against #20 N.C. State in the ACC Tournament on May 22...played for Thomasville in the Coastal Plain League in the summer, where he was 7-1 with a 1.06 ERA in 59.1 innings pitched over eight starts; he had a .172 opponents' batting average and allowed just 35 hits, nine walks, and seven extra-base hits, including two homers, with 57 strikeouts; he had two complete games, including one shutout...tied for second in the league in wins, and was third in both ERA and opponents' batting average...three-time league pitcher-of-the-week, as he earned tri-pitcher-of-the-week honors on June 23, co-pitcher-of-the-week honors on June 30, and co-pitcher-of-the-week honors on July 16...starting pitcher in the All-Star game, where he retired all three batters that he faced...pitched a complete game in the league championship game; he allowed 10 hits, one run, and no walks with eight strikeouts in his team's 8-1 victory...named Rawlings Coastal Plain League Defensive Player-of-the-Year...#8 Coastal Plain League prospect by **Baseball America**.

2007: Had an 0-1 record and 4.85 ERA in 13 relief appearances (13.0 innings pitched)...allowed 21 hits (.368 opponents' batting average) and five walks with 13 strikeouts...did not allow a stolen base...had five strikeouts against only one walk in five ACC regular-season appearances...had seven strikeouts and only one walk in five relief appearances in March...had a 2.08 ERA in 4.1 innings pitched in April...

did not allow an earned run in 2.2 innings pitched on opponents' home fields...in 2.1 innings pitched against top-25 ranked teams, he allowed just one hit, no runs, and no walks...did not allow an earned run in a combined 5.0 innings pitched in the fifth, sixth, and seventh innings...only allowed one of eight inherited baserunners to score...only allowed an earned run in four of his 13 appearances...had one putout and three assists without committing an error...pitched a scoreless inning in relief with a strikeout against #4 South Carolina on Mar. 3...pitched a scoreless inning in relief against Memphis on Mar. 11...pitched a scoreless inning in relief against Duke on Mar. 18...pitched 1.2 scoreless innings in relief with three strikeouts against Georgia on Apr. 4...pitched 0.2 perfect innings in relief at #2 Florida State on May 11...retired both batters he faced in relief at #10 Coastal Carolina in the Myrtle Beach Regional on June 4...played for Thomasville in the Coastal Plain League in the summer, where he had a 3-2 record and 3.35 ERA in nine appearances (six starts); in 40.1 innings pitched, he allowed 32 hits (.216 opponents' batting average) and 16 walks with 27 strikeouts; the HiToms captured the league title; he was named Rawlings Coastal Plain League Defensive Player-of-the-Pettit Cup Tournament, as he pitched a shutout against #1 Fayetteville to avoid elimination in the HiToms' 16-0 win; he allowed six hits and no walks with nine strikeouts.

BEFORE CLEMSON: All-state selection as a senior at Gaffney Senior High School...#8 prospect in South Carolina by **Baseball America**...was 17-6 with five saves and 204 strikeouts against only 23 walks during his last two years of high school...team's most valuable pitcher as a junior...all-region pick as a junior...team Legion MVP in 2005...during his combined high school and Legion seasons in 2005, he was 14-4 with 14 complete games in 152.0 innings pitched, and he had 152 strikeouts and a 1.48 ERA along with hitting .343 at the plate...lettered four times in baseball at Gaffney Senior High, where he was coached by Tom Owens.

PERSONAL: Three-time member of the ACC Academic Honor Roll...graduated on May 7, 2010 with a degree in management...pronounced suh-RAT...born Justin Elliott Sarratt on Dec. 22, 1987 in Spartanburg, SC.

Sarratt's Overall Stats

Year	ERA	W-L	G-GS	CG	SHO	SV	IP	H	R	ER	BB	SO
2007	4.85	0-1	13-0	0	0	0	13.0	21	14	7	5	13
2008	4.34	2-2	27-2	0	0	0	45.2	60	25	22	6	26
2009	5.10	3-2	16-7	0	0	1	42.1	41	27	24	9	26
2010	11.12	1-0	6-3	0	0	0	11.1	17	15	14	7	6
Total	5.37	6-5	62-12	0	0	1	112.1	139	81	67	27	71

Sarratt's ACC Regular-Season Stats


Year	ERA	W-L	G-GS	CG	SHO	SV	IP	H	R	ER	BB	SO
2007	5.40	0-0	5-0	0	0	0	5.0	9	6	3	1	5
2008	5.19	0-1	13-0	0	0	0	17.1	23	12	10	2	9
2009	10.24	0-2	5-2	0	0	0	9.2	15	11	11	5	5
Total	6.75	0-3	23-2	0	0	0	32.0	47	29	24	8	19

Sarratt's ACC Tournament Stats

Year	ERA	W-L	G-GS	CG	SHO	SV	IP	H	R	ER	BB	SO
2008	3.60	0-0	1-0	0	0	0	5.0	8	2	2	0	2
2009	0.00	0-0	1-0	0	0	0	2.0	1	0	0	1	1
Total	2.57	0-0	2-0	0	0	0	7.0	9	2	2	1	3

Sarratt's NCAA Tournament Stats

Year	ERA	W-L	G-GS	CG	SHO	SV	IP	H	R	ER	BB	SO
2007	0.00	0-0	1-0	0	0	0	0.2	0	0	0	0	0
2009	0.00	0-0	1-0	0	0	0	0.1	0	0	0	0	0
Total	0.00	0-0	2-0	0	0	0	1.0	0	0	0	0	0



#3 Jeff Schaus

OF • L-R • 6-1 • 195 • Jr. • 2VL
Naples, FL • Barron Collier HS

Outfielder and line-drive hitter who puts the ball in play and sprays the ball to all fields...a career .319 hitter in 195 games (193 starts) over three seasons...has 170 runs, 237 hits, 41 doubles, four triples, 31 homers, 168 RBIs, 107 walks against only 83 strikeouts, a .411 on-base percentage, and 22 steals in his career...has 12 career outfield assists...two-time All-ACC selection...has never missed a game and has missed only two starts in his career.

2010: Drafted in the 27th round (#810 overall pick) by the Cleveland Indians...Second-Team All-ACC selection...hit .320 with 69 runs, 14 doubles, two triples, 15 homers, 87 RBIs, 32 walks against only 26 strikeouts, and nine steals in 70 games (70 starts,

including 64 in left field and six as the DH)...only Tiger to play and start all 70 games...his 87 RBIs tied for second-most in school history, his 70 games tied for eighth-most, and his 284 at-bats tied for eighth-most...fourth in the nation in RBIs...first in the ACC in RBIs (no one else had more than 78), seventh in hits (91), tied for seventh in runs, and tied for eighth in sacrifice flies (6)...had a team-tying-high four outfield assists...had a team-high 31 RBIs in ACC regular-season games...had a team-tying-high 29 multi-hit games and a team-high 25 multi-RBI games...hit .371 with runners on base and .396 with runners in scoring position...hit .463 with runners on base and two outs and .475 with runners in scoring position and two outs, both team-highs...was 7-for-13 (.538) with a grand slam, double, 21 RBIs, and four walks with the bases loaded...went 3-for-3 with a homer, five RBIs, two runs, and one steal against Wright State on Feb. 28; he went 6-for-10 with six RBIs in the series...went 2-for-3 with a homer, double, two RBIs, three runs, and a walk against Gardner-Webb on Mar. 11...went 2-for-4 with a homer, double, three RBIs, two runs, and a walk in the second game of a doubleheader against N.C. State on Mar. 13...went 1-for-3 with three RBIs and two walks against N.C. State on Mar. 14; he drew a bases-loaded walk with two outs in the eighth inning after being down in the count 0-2 to tie the score...went 3-for-5 with two homers, one double, and six RBIs against Georgia Southern on Mar. 17...went 2-for-4 with a double, three RBIs, three runs, and two walks at Georgia on Apr. 6...went 2-for-6 with a homer, four RBIs, three runs, and a hit-by-pitch at Duke on Apr. 10...went 2-for-4 with a three-run homer and a walk at #5 Georgia Tech on Apr. 16...went 3-for-5 with two doubles, three RBIs, and three runs against South Carolina-Upstate on Apr. 21...went 3-for-4 with three RBIs in the second game of a doubleheader against Florida Gulf Coast on May 2; his two-out single in the eighth inning scored the eventual winning run...went 2-for-4 with a homer, two RBIs, four runs, and two walks at Maryland on May 8; he went 4-for-11 with two homers, five RBIs, five runs, and three walks in the series...went 1-for-1 with a two-run homer, two runs, two walks, and a hit-by-pitch against Furman at Greenville, SC on May 11...went 3-for-5 with a triple, three RBIs, three runs, and a walk at Wake Forest on May 15...hit a long two-run homer with a walk against Presbyterian on May 18...went 3-for-4 with a homer, double, three RBIs, and a hit-by-pitch against N.C. State in the ACC Tournament on May 26...went 2-for-5 with a homer and two runs against #18 Virginia Tech in the ACC Tournament on May 28; he was 5-for-13 (.385) with two homers, a double, four RBIs, four runs, and a steal in three ACC Tournament games...went 2-for-4 with two RBIs, a run, and steal against Southern Mississippi in the Auburn Regional on June 4...went 3-for-5 with a double, two RBIs, and two runs at #14 Auburn in the Auburn Regional on June 7...named to the Auburn Regional All-Tournament team after going 6-for-18 (.333) with a double, five RBIs, three runs, a walk, and steal in four games...went 3-for-4 with a double and RBI against #16 Alabama in the Clemson Super Regional on June 12...went 4-for-6 with three RBIs and two runs against #16 Alabama in the Clemson Super Regional on June 13...went 2-for-5 with a double, RBI, and recorded the game's last out against #16 Alabama in the Clemson Super Regional on June 14; he was 9-for-15 (.600) with two doubles, five RBIs, and two runs in three Clemson Super Regional games...went 1-for-2 with an RBI, run, three walks, and a steal against #1 Arizona State in the College World Series on June 21...preseason second-team All-ACC by SEBaseball.com.

2009: First-Team All-ACC selection...second-team All-ACC by SEBaseball.com...hit .320 with 60 runs, 14 doubles, one triple, 13 homers, 50 RBIs, 42 walks against only 29 strikeouts, a .424 on-base percentage, and nine stolen bases in 66 games (65 starts, including 54 in left field, eight as the DH, and three in right field)...tied for the team lead in runs and homers...tied for 10th in the ACC in walks...hit a team-best .367 with five homers, 19 RBIs, and a team-high .445 on-base percentage in ACC regular-season games...eight of his 13 home runs came against teams that played in the NCAA Tournament...seven of his 13 homers came with two outs...had 21 multi-hit games and 13 multi-RBI games...hit .369 against lefthanders...hit a team-high .385 with six homers in 19 games against top-25 ranked teams...had two of the team's four walkoff hits...had a team-high four outfield assists...named ACC Co-Player-of-the-Week on April 27 for his performance in five games from April 21-26; he went 10-for-22 (.455) with seven runs, one double, two homers, nine RBIs, and two steals; he was also named to the Brooks Wallace Award National All-Star Lineup...had a key two-run double in the sixth inning to give Clemson the lead for good against Wofford on Feb. 25...hit a two-run homer with two walks at #2 North Carolina on Mar. 6...went 2-for-4 with a dramatic three-run homer with two outs in the ninth inning to give Clemson an 8-7 lead at #2 North Carolina on Mar. 8...went 3-for-4 with a homer, double, three runs, and a walk at #1 Georgia on Mar. 31...went 4-for-5 with two runs and two steals in the first game of a doubleheader against #5 Miami (FL) on Apr. 11...went 2-for-5 with a triple and two runs against #5 Miami (FL) on Apr. 12; he was 7-for-14 (.500) with four runs and two steals in the series...went 3-for-4 with a homer and three runs at Western Carolina on Apr. 14...hit a walkoff grand slam with two outs in the ninth inning to lift Clemson to a 5-3 win over #19 Coastal Carolina on Apr. 21; it was his first career grand slam and

Clemson's second-ever walkoff grand slam...went 3-for-4 with a double, walk, and run against #4 Georgia Tech on Apr. 24...went 4-for-5 with a homer and four RBIs against #4 Georgia Tech on Apr. 25; he went 8-for-13 (.615) with four RBIs in the series...hit a two-run homer in the first game of a doubleheader against Maryland on May 3...went 3-for-4 with two RBIs in the second game of a doubleheader against Maryland on May 3...went 2-for-5 with a double, homer, four RBIs, and two runs against North Carolina-Wilmington on May 9...went 2-for-4 with a double and two RBIs against North Carolina-Wilmington on May 10; he was 5-for-12 (.417) with two doubles, one homer, seven RBIs, three runs, and two walks in the series...went 2-for-5 with a homer, double, and three RBIs against Tennessee Tech in the Clemson Regional on May 29; he hit a one-out, walkoff double to score two runs in the ninth inning...hit a solo homer at #2 Arizona State in the Tempe Super Regional on June 7...played for Chatham in the Cape Cod League in the summer, where he hit .239 in 21 games.

2008: Hit .315 with 41 runs, 13 doubles, one triple, three homers, 31 RBIs, a .415 on-base percentage, and four stolen bases in 59 games (58 starts, including 52 in left field and six as the DH)...one of only three Tigers to play all 59 games...hit his three home runs in the last seven games after hitting none in the first 52 games...led the team in walks (33) and on-base percentage, as he had more walks than strikeouts (28) along with five hit-by-pitches...hit a team-best .360 with nine doubles, 12 RBIs, a team-best .462 on-base percentage, and four steals in ACC regular-season games; his batting average and on-base percentage were also the highest marks by an ACC freshman...had a team-high four outfield assists...hit a team-best .371 in 23 games on opponents' home fields...his batting average rose from .252 in mid-April to his final batting average of .315 after going 36-for-90 (.400) in the last 22 games...had 17 multi-hit games...hit a team-best .361 with runners on base...hit .374 in 26 games batting in the #2 spot in the lineup...was 17-for-35 (.486) after the seventh inning...had 13 RBIs in the last eight games, including 11 RBIs in the last five regular-season games...had a 12-game hitting streak from April to May, including a streak of seven consecutive games with at least two hits in April, and a 10-game streak of scoring at least one run from April to May...went 3-for-4 with a triple and three RBIs against Wofford on Mar. 5...went 1-for-3 with a double, two walks, and three runs in the second game of a doubleheader at Wake Forest on Mar. 9...went 2-for-3 with two walks against North Carolina-Greensboro on Mar. 11...went 3-for-4 with a double and an RBI against Boston College on Mar. 15...hit two doubles at Maryland on Mar. 29...went 2-for-5 with a double, two runs, and a stolen base at Maryland on Mar. 30; he was 5-for-12 (.417) with three doubles in the series...went 3-for-4 with a hit-by-pitch and stolen base at Duke on Apr. 18...went 3-for-5 at Duke on Apr. 20; he was 8-for-13 (.615) in the series...went 3-for-5 with a double and two RBIs at Western Carolina on Apr. 22...went 3-for-5 with a double and two runs against Presbyterian at Greenville, SC on Apr. 23...went 2-for-4 with three runs, a walk, and stolen base against Virginia Tech on Apr. 25...went 2-for-3 with two runs and a walk against Virginia Tech on Apr. 26; he went 5-for-11 (.455) with six runs and three walks in the series...went 2-for-5 with a double, two runs, and one RBI against Furman at Greenville, SC (Fluor Field) on May 7...went 5-for-6 with a double, two runs, and four RBIs at #25 Georgia Tech on May 11...hit a two-run homer, his first career long ball, against College of Charleston on May 13...went 2-for-5 with two runs and a key three-run homer in the eighth inning at Central Florida on May 16...hit a two-run homer and scored two runs against #24 Georgia Tech in the ACC Tournament on May 24...#42 freshman in the nation in the preseason by **Baseball America**...played for Cotuit in the Cape Cod League in the summer, where he hit .257 with three doubles, two homers, and 11 RBIs in 33 games.

BEFORE CLEMSON: Standout at Barron Collier High School, the same school that sent Andy D'Alessio (2004-07) to Clemson...FACA All-Star...#47 prospect in the nation by **Perfect Game** and #68 prospect by **Baseball America**...#8 prospect in Florida by **Perfect Game**...drafted in the 35th round (#1066 overall pick) by the Texas Rangers...World Wood Bat Tournament MVP (hitter) in 2006...honorable mention all-state pick as a junior...first-team all-county and all-area selection as a sophomore and junior...led the team with a .402 batting average and 12 stolen bases as a junior...led the team with a .410 batting average as a sophomore...lettered three times in baseball at Barron Collier High, where he was coached by Ted Parsons.

PERSONAL: His father Michael played football at Canisius and his mother Carolyn played basketball at Canisius...his sister Kristen was a standout softball pitcher at Princeton from 2005-08; she struck out a school-record 833 batters in her career after earning Ivy League Rookie-of-the-Year honors in 2005 and all-conference honors multiple times...member of the ACC Academic Honor Roll in 2007-08...majoring in construction science & management...born Jeffrey Michael Schaus on Apr. 7, 1989 in La Jolla, CA.

Schaus' Overall Stats

Year	AVG	G-GS	AB	R	H	2B	3B	HR	RBI	TB	BB	HBP	SF	OB%	SB
2008	.315	59-58	213	41	67	13	1	3	31	91	33	5	2	.415	4-7
2009	.320	66-65	247	60	79	14	1	13	50	134	42	5	3	.424	9-14
2010	.320	70-70	284	69	91	14	2	15	87	154	32	8	6	.397	9-10
Total	.319	195-193	744	170	237	41	4	31	168	379	107	18	11	.411	22-31

Schaus' ACC Regular-Season Stats

Year	AVG	G-GS	AB	R	H	2B	3B	HR	RBI	TB	BB	HBP	SF	OB%	SB
2008	.360	30-30	111	24	40	9	0	0	12	49	18	3	0	.462	4-6
2009	.367	30-30	120	25	44	5	1	5	19	66	14	3	0	.445	4-7
2010	.280	30-30	125	30	35	2	1	6	31	57	13	2	0	.357	3-3
Total	.334	90-90	356	79	119	16	2	11	62	172	45	8	0	.421	11-16

Schaus' ACC Tournament Stats

Year	AVG	G-GS	AB	R	H	2B	3B	HR	RBI	TB	BB	HBP	SF	OB%	SB
2008	.167	3-3	12	2	2	0	0	1	2	5	1	0	0	.231	0-0
2009	.214	3-3	14	2	3	0	0	0	0	3	1	0	0	.267	0-0
2010	.385	3-3	13	4	5	1	0	2	4	12	0	1	0	.429	1-1
Total	.256	9-9	39	8	10	1	0	3	6	20	2	1	0	.310	1-1

Schaus' NCAA Tournament Stats

Year	AVG	G-GS	AB	R	H	2B	3B	HR	RBI	TB	BB	HBP	SF	OB%	SB
2009	.240	7-7	25	6	6	2	0	2	7	14	4	1	0	.367	0-1
2010	.370	11-11	46	7	17	3	0	0	12	20	6	0	1	.434	2-2
Total	.324	18-18	71	13	23	5	0	2	19	34	10	1	1	.410	2-3



#8 Richie Shaffer

1B/3B • R-R • 6-2 • 190 • Fr. • HS
Charlotte, NC • Providence Senior HS

Highly-touted player who was hampered by injury in 2010...has tremendous power...expected to hit in the middle of the lineup for years to come.

2010: All-ACC Academic team member...hit .323 with 45 runs, 11 doubles, seven homers, 36 RBIs, a .409 on-base percentage, and two steals in 48 games (44 starts, including 36 at first base and eight as the DH)...did not commit an error in 327 chances in the field...led the ACC in most chances without an error...was 3-for-4 as a pinch-hitter and 4-for-5 with two homers and four runs in four games off the bench...hit .395 with runners in scoring position...Clemson was 31-13 in his 44 starts, 35-13 in his 48 games, and 6-0 in games he hit a homer...suffered a hamstring injury in late March and missed 17 games...hit a single in his first career plate appearance and scored a run against Miami (OH) on Feb. 19...went 2-for-4 with two runs, including the game-winning run in the eighth inning, and a steal against Wright State on Feb. 27...hit a three-run homer, the first long ball of his career, scored three runs, and had two walks at #15 South Carolina on Mar. 7...came off the bench and hit a two-run homer against Gardner-Webb on Mar. 11...went 3-for-5 with a double and two RBIs in the first game of a doubleheader against N.C. State on Mar. 13...hit a pinch-hit, solo homer in the first game of a doubleheader against Florida Gulf Coast on May 2...went 2-for-3 with a run against Florida Gulf Coast on May 4; he was 5-for-10 in the series...went 2-for-4 with a double, RBI, and two runs at Wake Forest on May 15...went 3-for-4 with a three-run double against #7 Florida State on May 21...went 2-for-4 with two doubles, two RBIs, and a run against #18 Virginia Tech in the ACC Tournament on May 28...went 2-for-4 with a homer, three RBIs, and three runs against #6 Georgia Tech in the ACC Tournament on May 29; he was 5-for-12 (.417) with a homer, two doubles, five RBIs, and five runs in three ACC Tournament games...went 1-for-3 with a three-run double, two runs, two walks, and started two key double plays in the seventh and eighth innings at #14 Auburn in the Auburn Regional on June 7...went 2-for-5 with a homer, four RBIs, and two runs against #16 Alabama in the Clemson Super Regional on June 13...went 2-for-5 with two homers and three RBIs against #16 Alabama in the Clemson Super Regional on June 14; he was 4-for-13 (.308) with three homers, seven RBIs, and four runs in three Clemson Super Regional games...went 2-for-5 with an RBI and run against #1 Arizona State in the College World Series on June 21...went 1-for-2 with a double, run, and hit-by-pitch against #5 South Carolina in the College World Series on June 25...#30 freshman in the nation and #3 newcomer in the ACC in the preseason by **Baseball America**...#35 prospect in the nation for the 2012 draft by **Perfect Game**.

BEFORE CLEMSON: Drafted in the 25th round (#757 overall pick) by the Los Angeles Dodgers in 2009...all-state selection as a sophomore, junior, and senior at Providence Senior High School...#3 high school prospect in North Carolina and #28 high school prospect in the nation by **Perfect Game**...#27 high school prospect in

the nation by **Baseball America**...AFLAC All-American as a junior...2007 USA National Team member...**Perfect Game** National Showcase selection...hit .401 with 21 homers and 71 RBIs from his freshman to junior seasons...in 88.0 innings pitched, he had a 1.65 ERA and 115 strikeouts from his freshman to junior seasons...East Coast Pro Showcase selection...lettered four times at Providence Senior High, where he was coached by Danny Hignight.

PERSONAL: Majoring in pre-business...born Richard Michael Shaffer on Mar. 15, 1991 in Flemington, NJ.

Shaffer's Overall Stats

Year	AVG	G-GS	AB	R	H	2B	3B	HR	RBI	TB	BB	HBP	SF	OB%	SB
2010	.323	48-44	158	45	51	11	0	7	36	83	18	7	3	.409	2-2

Shaffer's ACC Regular-Season Stats

Year	AVG	G-GS	AB	R	H	2B	3B	HR	RBI	TB	BB	HBP	SF	OB%	SB
2010	.320	15-15	50	10	16	4	0	0	8	20	4	2	1	.386	1-1

Shaffer's ACC Tournament Stats

Year	AVG	G-GS	AB	R	H	2B	3B	HR	RBI	TB	BB	HBP	SF	OB%	SB
2010	.417	3-3	12	5	5	2	0	1	5	10	0	0	0	.417	0-0

Shaffer's NCAA Tournament Stats

Year	AVG	G-GS	AB	R	H	2B	3B	HR	RBI	TB	BB	HBP	SF	OB%	SB
2010	.293	11-11	41	11	12	3	0	3	12	24	5	1	2	.367	0-0



#2 Jason Stolz

INF • R-R • 6-2 • 195 • So. • 1VL
Marietta, GA • Kell HS

Multi-talented infielder...has a strong arm and is one of the team's fastest baserunners...started the 2010 season at third base, but an injury relegated him to the bench...became a starter again at shortstop late in the 2010 season...a career .281 hitter in 92 games (64 starts) over two seasons...has 10 doubles, two homers, 35 RBIs, and 11 steals in his career.

2010: Hit .222 with 10 runs, three doubles, one homer, 14 RBIs, and four steals in 37 games (22 starts, including 16 at third base, five at shortstop, and one at second base)...hit .370 with five RBIs and three steals in 11 ACC regular-season games...hit .298 with runners on base and .286 with runners in scoring position...in his five starts at shortstop, he was 8-for-20 (.400) with a homer, five RBIs, three runs, and a steal along with only one error in 22 chances (.955 fielding percentage)...Clemson was 4-1 in his five starts at shortstop...was 7-for-12 (.583) with two doubles and five runs in the second inning...was 9-for-26 (.346) in his 10 games against top-25 ranked teams...suffered a back injury in late March and missed 13 games...went 2-for-4 with a double, two RBIs, and one steal against Furman on Feb. 21...went 2-for-3 with a double and the game-tying, run-scoring single in the seventh inning against #15 South Carolina on Mar. 5...went 2-for-4 with a homer, two RBIs, and two runs against Presbyterian on May 18; it was his first career start at shortstop...went 2-for-4 with two RBIs against #7 Florida State on May 20...went 2-for-4 with a run against #7 Florida State on May 21...went 2-for-4 with an RBI against #7 Florida State on May 22; he was 6-for-12 with three RBIs and a steal in the series.

2009: All-ACC Academic team member...hit .315 with 29 runs, seven doubles, one homer, 21 RBIs, and seven stolen bases in 55 games (42 starts, all at third base)...had a team-high six sacrifice bunts...had a solid .960 fielding percentage thanks to committing just four errors in 101 chances...hit .396 in May...hit a team-high .371 with the bases empty...hit a team-high .412 as the leadoff batter...was 31-for-73 (.425) from the fifth through eighth innings...had a 10-game hitting streak in May; he was 17-for-32 (.531) with three doubles, 10 RBIs, 10 runs, five walks, a .605 on-base percentage, and five steals during the streak...came off the bench and went 1-for-1 with two runs and one hit-by-pitch against Michigan State on Mar. 10...went 2-for-3 with a run, RBI, walk, and steal at #24 Florida State on Mar. 22...hit his first career homer against Duke on Apr. 3...went 2-for-5 with two RBIs against Duke on Apr. 5...went 3-for-4 with a double, two RBIs, and a hit-by-pitch against Western Carolina on Apr. 15...went 2-for-4 with a double and RBI in the first game of a doubleheader against Maryland on May 3...went 2-for-5 with an RBI and steal in the second game of a doubleheader against Maryland on May 3; he went 5-for-12 (.417) with two doubles and three RBIs in the series...went 2-for-2 with an RBI, two runs, a walk, and steal against North Carolina-Wilmington on May 8...went 1-for-2 with an RBI, two runs, and two walks against North Carolina-Wilmington on May 9; he was 3-for-4 (.750) with two RBIs, four runs,

three walks, and a steal in the series...went 2-for-3 with three RBIs, two walks, and a steal against Furman at Greenville, SC (Fluor Field) on May 11...went 3-for-3 with a hit-by-pitch, RBI, two runs, and two steals at N.C. State on May 15; he was 5-for-10 (.500) with three runs and two steals in the series...played for Falmouth in the Cape Cod League in the summer, where he hit .158 in five games.

BEFORE CLEMSON: Drafted in the 31st round (#940 overall pick) by the Atlanta Braves in 2008...**Marietta Daily Journal** Player-of-the-Year as a senior...All-Cobb County and team MVP as a senior...Cobb County Dugout Club High School All-Star team member as a senior...#12 prospect in Georgia by **Perfect Game**...Connie Mack World Series All-Tournament selection in 2008...played on the state runnerup team as a sophomore...earned his high school's academic award...lettered three times in baseball at Kell High School, where he was coached by Donnie English...from the same high school that produced former Tiger Ben Paulsen (2007-09).

PERSONAL: Member of the ACC Academic Honor Roll in 2008-09...majoring in construction science & management...pronounced STOHLTS...born Jason Evan Stolz on Mar. 21, 1990 in Marietta, GA.

Stolz's Overall Stats

Year	AVG	G-GS	AB	R	H	2B	3B	HR	RBI	TB	BB	HBP	SF	OB%	SB
2009	.315	55-42	143	29	45	7	0	1	21	55	16	4	0	.399	7-10
2010	.222	37-22	81	10	18	3	0	1	14	24	3	3	2	.270	4-6
Total	.281	92-64	224	39	63	10	0	2	35	79	19	7	2	.353	11-16

Stolz's ACC Regular-Season Stats

Year	AVG	G-GS	AB	R	H	2B	3B	HR	RBI	TB	BB	HBP	SF	OB%	SB
2009	.304	23-18	69	9	21	3	0	1	10	27	1	2	0	.333	4-6
2010	.370	11-7	27	4	10	0	0	0	5	10	0	0	1	.357	3-3
Total	.323	34-25	96	13	31	3	0	1	15	37	1	2	1	.340	7-9

Stolz's ACC Tournament Stats

Year	AVG	G-GS	AB	R	H	2B	3B	HR	RBI	TB	BB	HBP	SF	OB%	SB
2009	.000	3-2	7	0	0	0	0	0	0	0	0	0	0	.000	0-0
2010	.000	2-2	8	0	0	0	0	0	0	0	0	0	0	.000	0-0
Total	.000	5-4	15	0	0	0	0	0	0	0	0	0	0	.000	0-0

Stolz's NCAA Tournament Stats

Year	AVG	G-GS	AB	R	H	2B	3B	HR	RBI	TB	BB	HBP	SF	OB%	SB
2009	.200	5-5	10	2	2	1	0	0	0	3	2	0	0	.333	1-1
2010	.000	3-0	2	0	0	0	0	0	0	0	0	0	0	.000	0-0
Total	.167	8-5	12	2	2	1	0	0	0	3	2	0	0	.286	1-1



#42 Josh Thrailkill

RHP • R-R • 6-3 • 195 • *Jr. • 2VL
Arden, NC • T.C. Robertson HS

Slated to be a weekday starter and long reliever as a first-year freshman in 2007, but he suffered several injuries that forced him out of action...suffered another injury in 2008 and red-shirted...slowed by nagging injuries again in 2009...had an 0-0 record and 5.49 ERA in 16 career appearances (one start)...in 19.2 innings pitched, he allowed 23 hits and one walk with 18 strikeouts.

2010: Had an 0-0 record and a 4.63 ERA in 10 relief appearances...in 11.2 innings pitched, he allowed 12 hits (.261 opponents' batting average) and one walk with 12 strikeouts...held opponents to a .130 batting average with runners on base and 1-for-12 (.083) with two outs...pitched a perfect ninth inning against Gardner-Webb on Mar. 11...pitched a scoreless ninth inning against Georgia Southern on Mar. 17...pitched a scoreless ninth inning against Florida Gulf Coast on May 4...pitched 2.0 innings in relief, allowing two hits, one run, and no walks with three strikeouts at Maryland on May 7; it was the same day he graduated in Clemson...pitched a scoreless eighth inning at Wake Forest on May 14...pitched a scoreless ninth inning with a strikeout against Southern Mississippi in the Auburn Regional on June 4.

2009: Had an 0-0 record and 3.00 ERA in three relief appearances...in 3.0 innings pitched, he allowed two hits (.200 opponents' batting average) and no walks with one strikeout...pitched a perfect inning in relief against North Carolina-Asheville on Mar. 4...pitched a scoreless inning in relief against North Carolina-Wilmington on May 8...played for Thomasville in the Coastal Plain League in the summer, where he was 1-2 with an 8.69 ERA in 19.2 innings pitched over nine appearances (two starts); he had 24 strikeouts against only seven walks.

2008: Red-shirted...suffered another hip injury and was lost for the season...#27 freshman in the nation in the preseason by **Baseball America**.

2007: Had a 9.00 ERA in three appearances (one start)...in 5.0 innings pitched, he allowed nine hits (.409 opponents' batting average) and no walks with five strikeouts...Clemson won all three games he appeared in...held lefthanded batters to 1-for-5 (.200)...held the leadoff batter in an inning to 1-for-6 (.167)...made his first career start and appearance against High Point on Feb. 21...pitched a perfect inning in relief with a strikeout against Gardner-Webb on Mar. 27; it was his first outing in over a month after suffering a leg injury...pitched 2.0 innings in relief against Georgia on Apr. 4...#18 freshman in the nation in the preseason by **Baseball America**.

BEFORE CLEMSON: Named an AFLAC All-American at T.C. Roberson High School...member of the USA Junior National Team in 2005, where he was 2-0 with a 0.59 ERA...#20 prospect in the nation by **Baseball America**...drafted in the 34th round (#1027 overall pick) by the Philadelphia Phillies in 2006...was 7-1 with a 1.26 ERA, 65 strikeouts, and two no-hitters in 50.0 innings pitched as a junior...lettered four times in baseball at T.C. Roberson High, where he was coached by Tom Smith.

PERSONAL: Two-time member of the ACC Academic Honor Roll...graduated on May 7, 2010 with a degree in management...born Joshua Clay Thraikill on Dec. 25, 1987 in Fort Lauderdale, FL.

Thraikill's Overall Stats


Year	ERA	W-L	G-GS	CG	SHO	SV	IP	H	R	ER	BB	SO
2007	9.00	0-0	3-1	0	0	0	5.0	9	5	5	0	5
2009	3.00	0-0	3-0	0	0	0	3.0	2	1	1	0	1
2010	4.63	0-0	10-0	0	0	0	11.2	12	7	6	1	12
Total	5.49	0-0	16-1	0	0	0	19.2	23	13	12	1	18

Thraikill's ACC Regular-Season Stats

Year	ERA	W-L	G-GS	CG	SHO	SV	IP	H	R	ER	BB	SO
2010	8.31	0-0	4-0	0	0	0	4.1	7	4	4	1	6

Thraikill's NCAA Tournament Stats

Year	ERA	W-L	G-GS	CG	SHO	SV	IP	H	R	ER	BB	SO
2010	4.50	0-0	2-0	0	0	0	2.0	2	1	1	0	2



#40 J.T. Wauford

RHP • R-R • 5-11 • 170 • Fr. • HS
Midlothian, VA • The Steward School

Righthander who will compete for innings in future years.

2010: Red-shirted.

BEFORE CLEMSON: First-team all-state, first-team all-conference, and conference player-of-the-year as a senior at The Steward School...first-team all-metro by **Richmond Times-Dispatch** as a senior...team MVP as

a sophomore, junior, and senior...first-team all-conference pick five times...#23 high school prospect in Virginia by **Perfect Game**...had a 6-2 record, 0.61 ERA, and 82 strikeouts in 46.0 innings pitched as a junior...led his team in strikeouts as a sophomore and junior...first-team all-state as a junior...second-team all-state as a sophomore...team Cy Young Award winner as a freshman...lettered five times in baseball at The Steward School, where he was coached by Bruce Secrest.

PERSONAL: His sister Emily ran cross country at Notre Dame (2005-09)...majoring in history...born Jerry Thomas Wauford on Oct. 15, 1990 in Chesterfield, VA.



#33 Scott Weismann

RHP • R-R • 6-0 • 190 • So. • 1VL
Boxborough, MA • Acton-Boxborough Regional HS

Sophomore righthander who was in the weekend rotation during the entire 2010 season...challenges hitters...in 134.0 innings pitched over 36 appearances (21 starts) and two seasons, he has a 12-3 record, one save, and a 3.90 ERA while allowing 128 hits (.253 opponents' batting average) and 49 walks with 101 strikeouts...in 26.1 innings pitched over five career appearances (four starts) in the NCAA Tournament, he is 4-0 with a 1.71 ERA and .206 opponents' batting average; he has also allowed just 20 hits and eight walks with 12 strikeouts; his 1.71 ERA is the best in school history in the NCAA Tournament.

2010: Had a 9-2 record and 4.90 ERA in 18 starts...in 97.1 innings pitched, he allowed 102 hits (.268 opponents' batting average) and 34 walks with 73 strikeouts...led the team in wins; he became the first Tiger to win nine games since Jason Berken,

Josh Cribb, and Stephen Faris all won nine games in 2006...his 18 starts tied for eighth-most in school history...tied for second in the ACC in starts, tied for third in wins, and ninth in innings pitched...gave up 15 homers, but 10 were solo long balls...Clemson was 15-3 in his 18 starts...had a 5-0 record in his last six starts...in 18.1 innings pitched over four appearances (three starts) in the NCAA Tournament, he had a 3-0 record, a 2.45 ERA, a .222 opponents' batting average, and 10 strikeouts against five walks; his three wins tied a school record for a single NCAA Tournament...pitched 4.2 innings in a starting role, allowing six hits, two runs, and one walk with six strikeouts to earn the win against Michigan State at Greenville, SC on Feb. 20...pitched 6.0 innings in a starting role, allowing five hits, two earned runs, and two walks with five strikeouts to earn the win at #15 South Carolina on Mar. 7...pitched 6.0 innings in a starting role, allowing six hits, one earned run, and one walk with seven strikeouts to earn the win in the second game of a doubleheader against Virginia Tech on Mar. 20...pitched 7.0 innings in a starting role, allowing six hits, three runs, and no walks with two strikeouts in the second game of a doubleheader at #1 Virginia on Mar. 27...pitched 7.0 innings in a starting role, allowing four hits at Duke on Apr. 10...pitched 7.0 innings in a starting role, allowing four runs and one walk with seven strikeouts at #5 Georgia Tech on Apr. 17...pitched 5.0 innings in a starting role, allowing five hits and three runs with five strikeouts to earn the win in the first game of a doubleheader against Florida Gulf Coast on May 2...pitched 5.0 innings in a starting role with four strikeouts to earn the win at Wake Forest on May 15...pitched 6.1 innings in a starting role, allowing three hits and three runs with five strikeouts to earn the win against #7 Florida State on May 21...pitched 7.0 innings in a starting role, allowing four hits, one run, and one walk with six strikeouts to earn the win against Southern Mississippi in the Auburn Regional on June 4; he earned Auburn Regional All-Tournament honors as one of two pitchers...pitched 6.0 innings in a starting role, allowing three earned runs and no walks to earn the win against #16 Alabama in the Clemson Super Regional on June 13...pitched 5.0 innings in a starting role, allowing three hits, one run, and two walks with four strikeouts to earn the win against #6 Oklahoma in the College World Series on June 22.

2009: Had a 3-1 record, one save, and a team-best 1.23 ERA in 17 appearances (three starts)...in 36.2 innings pitched, he allowed 26 hits (.206 opponents' batting average) and 15 walks with 28 strikeouts...in 11.1 innings pitched over seven relief appearances in ACC regular-season games, he was 1-0 with a 1.59 ERA and .190 opponents' batting average...his 0.00 ERA in the NCAA Tournament was the best mark by a Tiger in a single NCAA Tourney in history...allowed just one home run...did not allow more than one earned run in any of his 17 appearances...had a .143 opponents' batting average with runners on base, .120 opponents' batting average with runners in scoring position, and .186 opponents' batting average with two outs...held righthanded batters to a .156 batting average...did not allow a run and gave up just six hits in 12.0 innings pitched from the first through fourth innings...hampered by injury early in the season that caused him to miss key ACC series against Florida State, Boston College, and Miami (FL)...had a 17-scoreless-innings-pitched streak over 10 appearances from early March to early May...pitched a scoreless inning in relief with two strikeouts in his first career outing as a Tiger against Charlotte on Feb. 20...pitched 2.0 hitless and scoreless innings in relief against Furman on Mar. 3...pitched a scoreless inning with one strikeout at #2 North Carolina on Mar. 7...pitched a perfect sixth inning with two strikeouts against South Carolina-Upstate on Mar. 18; he was the second of five righthanders who combined to pitch Clemson's first no-hitter since 1984...pitched a scoreless inning in relief with two strikeouts against Duke on Apr. 5...pitched 2.0 innings in relief, allowing two hits, no runs, and no walks with two strikeouts at Virginia Tech on Apr. 19...pitched 4.0 innings in his first career start, allowing two hits, no runs, and one walk with three strikeouts at South Carolina on Apr. 22...pitched 2.0 innings in relief, allowing one hit and no runs to record his first career save against #4 Georgia Tech on Apr. 26...pitched 2.2 innings in relief, allowing no hits and one run to earn his first career win in the first game of a doubleheader against Maryland on May 3...pitched 5.0 innings in a starting role, allowing three hits and no runs to earn the win against College of Charleston on May 12...pitched 8.0 innings in a starting role, allowing four hits and no runs to earn the win against Tennessee Tech in the Clemson Regional on May 31; he only allowed one runner past first base and none past second base.

BEFORE CLEMSON: Drafted in the 18th round (#553 overall pick) by the Detroit Tigers in 2008...#2 prospect in Massachusetts by **Perfect Game**...Area Code Games selection in 2007...lettered four times in baseball at Acton-Boxborough Regional High School, where he was coached by Pat Grucela.

PERSONAL: Member of the ACC Academic Honor Roll in 2008-09...his brother Jason Carpenter played basketball at Framingham State...majoring in pre-business...born Scott Bryan Weismann on Feb. 8, 1990 in Stoneham, MA.

Weismann's Overall Stats

Year	ERA	W-L	G-GS	CG	SHO	SV	IP	H	R	ER	BB	SO
2009	1.23	3-1	17-3	0	0	1	36.2	26	6	5	15	28
2010	4.90	9-2	19-18	0	0	0	97.1	102	65	53	34	73
Total	3.90	12-3	36-21	0	0	1	134.0	128	71	58	49	101

Weismann's ACC Regular-Season Stats

Year	ERA	W-L	G-GS	CG	SHO	SV	IP	H	R	ER	BB	SO
2009	1.59	1-0	7-0	0	0	1	11.1	8	2	2	5	10
2010	5.66	3-2	10-10	0	0	0	55.2	59	39	35	21	43
Total	4.97	4-2	17-10	0	0	1	67.0	67	41	37	26	53

Weismann's ACC Tournament Stats

Year	ERA	W-L	G-GS	CG	SHO	SV	IP	H	R	ER	BB	SO
2009	13.50	0-1	1-0	0	0	0	0.2	2	2	1	1	2
2010	15.00	0-0	1-1	0	0	0	3.0	6	6	5	2	0
Total	14.73	0-1	2-1	0	0	0	3.2	8	8	6	3	2

Weismann's NCAA Tournament Stats

Year	ERA	W-L	G-GS	CG	SHO	SV	IP	H	R	ER	BB	SO
2009	0.00	1-0	1-1	0	0	0	8.0	4	0	0	3	2
2010	2.45	3-0	4-3	0	0	0	18.1	16	6	5	5	10
Total	1.71	4-0	5-4	0	0	0	26.1	20	6	5	8	12

2010 Clemson Letterman Roster

Numerical

#	Player	Pos.	B-T	Hgt	Wgt	Cl.	Exp.	Hometown	Previous School
2	Jason Stolz	INF	R-R	6-2	195	So.	1VL	Marietta, GA	Kell HS
3	Jeff Schaus	OF	L-R	6-1	195	Jr.	2VL	Naples, FL	Barron Collier HS
4	John Hinson	INF	L-R	6-0	175	*So.	1VL	Asheville, NC	A.C. Reynolds HS
5	Mike Freeman	2B	L-R	5-11	185	Sr.	2VL	Orlando, FL	University of Georgia
6	Dominic Leone	RHP	R-R	5-10	175	Fr.	HS	Norwich, CT	Norwich Free Academy
8	Richie Shaffer	1B/3B	R-R	6-2	190	Fr.	HS	Charlotte, NC	Providence Senior HS
9	Phil Pohl	C	R-R	5-10	205	So.	1VL	Cooperstown, NY	Cooperstown Central HS
11	Kyle Parker	OF/1B	R-R	6-1	200	Jr.	2VL	Jacksonville, FL	Bartram Trail HS
12	Wilson Boyd	OF	L-L	5-8	175	*Sr.	3VL	Hickory, NC	Hickory HS
13	Brad Miller	SS	L-R	6-0	185	So.	1VL	Windermere, FL	Olympia HS
15	Mike Kent	RHP	R-R	6-0	195	Fr.	HS	Springfield, VA	West Springfield HS
17	John Nester	C/1B	R-R	6-0	205	Jr.	2VL	Greer, SC	Riverside HS
18	Addison Johnson	OF	L-L	5-7	170	*Jr.	2VL	Pfafftown, NC	North Forsyth Senior HS
19	Kevin Brady	RHP	L-R	6-2	190	*Fr.	1VL	Gaithersburg, MD	Gaithersburg HS
20	Scott Firth	RHP	R-R	5-11	160	Fr.	HS	Buffalo Grove, IL	Adlai E. Stevenson School
22	Spencer Kieboom	C	R-R	6-0	220	Fr.	HS	Marietta, GA	Walton HS
23	Justin Sarratt	RHP	R-R	5-9	180	Sr.	3VL	Gaffney, SC	Gaffney Senior HS
26	Chris Epps	OF	L-R	6-0	185	Jr.	2VL	Stone Mountain, GA	Dunwoody HS
28	Jonathan Meyer	RHP	R-R	5-11	160	Fr.	HS	San Diego, CA	Cathedral Catholic HS
29	David Haselden	RHP	R-R	6-3	225	So.	1VL	Spartanburg, SC	Spartanburg HS
30	Will Lamb	1B/LHP/OF	L-L	6-5	175	So.	1VL	Seaford, VA	York HS
32	Kevin Kyle	LHP	L-L	6-3	160	Fr.	HS	Atlanta, GA	Holy Innocents' Episcopal School
33	Scott Weismann	RHP	R-R	6-0	190	So.	1VL	Boxborough, MA	Acton-Boxborough Regional HS
36	Casey Harman	LHP	L-L	6-2	200	Jr.	2VL	South Burlington, VT	South Burlington HS
39	Alex Frederick	RHP	R-R	5-9	180	*Jr.	1VL	Lagrangeville, NY	Dutchess CC
42	Josh Thrailkill	RHP	R-R	6-3	195	*Jr.	2VL	Arden, NC	T.C. Roberson HS
44	Tomas Cruz	RHP	R-R	5-9	195	Sr.	1VL	Amarillo, TX	Seward County (KS) CC
51	Joseph Moorefield	LHP	L-L	6-1	215	*Fr.	RS	Woodruff, SC	James F. Byrnes HS

* - spent one season as a red-shirt player

Head Coach:

Associate Head Coach:

Assistant Coach:

Volunteer Assistant Coach:

Director of Baseball Operations:

Athletic Trainer:

Student Equipment Managers:

Strength & Conditioning Coach:

Field Manager:

Sports Information Contact:

- 7 Jack Leggett (17th season • Maine '76)
- 10 Tom Riginos (8th season • Stetson '90)
- 24 Dan Pepicelli (1st season • SUNY Cortland '90)
- 31 Michael Johnson (2nd season • Clemson '08)
- Brad Owens (3rd season • Anderson '06)
- Travis Johnston (2nd season • Clemson '01)
- Mark Smith (Sr. • Ruby, SC)
- Nate Johnson (Jr. • Essex Junction, VT)
- Jacob Turner (Sr. • Seneca, SC)
- Chris Coode (Fr. • Nashville, TN)
- Dennis Love (1st season • Catawba '00)
- Mike Echols (9th season • Clemson '85)
- Brian Hennessy (12th season • Clemson '98)

Alphabetical

#	Player	Pos.	Cl.
12	Wilson Boyd	OF	*Sr.
19	Kevin Brady	RHP	*Fr.
44	Tomas Cruz	RHP	Sr.
26	Chris Epps	OF	Jr.
20	Scott Firth	RHP	Fr.
39	Alex Frederick	RHP	*Jr.
5	Mike Freeman	2B	Sr.
36	Casey Harman	LHP	Jr.
29	David Haselden	RHP	So.
4	John Hinson	INF	*So.
18	Addison Johnson	OF	*Jr.
15	Mike Kent	RHP	Fr.
22	Spencer Kieboom	C	Fr.
32	Kevin Kyle	LHP	Fr.
30	Will Lamb	1B/LHP/OF	So.
6	Dominic Leone	RHP	Fr.
28	Jonathan Meyer	RHP	Fr.
13	Brad Miller	SS	So.
51	Joseph Moorefield	LHP	*Fr.
17	John Nester	C/1B	Jr.
11	Kyle Parker	OF/1B	Jr.
9	Phil Pohl	C	So.
23	Justin Sarratt	RHP	Sr.
3	Jeff Schaus	OF	Jr.
8	Richie Shaffer	1B/3B	Fr.
2	Jason Stolz	INF	So.
42	Josh Thrailkill	RHP	*Jr.
33	Scott Weismann	RHP	So.

Pronunciations

#	Player	Pronunciation
	Chris Coode	KOHD
44	Tomas Cruz	TAH-muhs
22	Spencer Kieboom	KEE-boom
6	Dominic Leone	lee-OHN
24	Dan Pepicelli	peh-pih-SEH-lee
10	Tom Riginos	rih-JEEN-uhs
23	Justin Sarratt	suh-RAT
2	Jason Stolz	STOHLTS

Non-Letterman Roster

Numerical

#	Player	Pos.	B-T	Hgt	Wgt	Cl.	Exp.	Hometown	Previous School
21	Seth Neely	INF	R-R	5-11	190	Fr.	HS	Rock Hill, SC	Rock Hill HS
37	Kevin Caughman	INF	R-R	5-10	155	Fr.	HS	Martinez, GA	Evans HS
40	J.T. Wauford	RHP	R-R	5-11	170	Fr.	HS	Midlothian, VA	The Steward School
47	Marcus Curry	C	R-R	5-7	210	Fr.	HS	Nichols, SC	Green Sea Floyds HS

Alphabetical

#	Player	Pos.	Cl.
37	Kevin Caughman	INF	Fr.
47	Marcus Curry	C	Fr.
21	Seth Neely	INF	Fr.
40	J.T. Wauford	RHP	Fr.