

2007 Clemson Baseball

#12 Clemson (41-23)

Starkville (MS) Super Regional Participant
Myrtle Beach (SC) Regional Champion



Clemson Played in Seventh Super Regional

Clemson made its seventh super regional appearance in the ninth year of the super regional format in 2007. Only one team (Miami (FL)) has played in more. The Tigers played in the College Station (TX) Super Regional in 1999, falling in game-three. In 2000, 2002, and 2006, Clemson won its own super regional to advance to Omaha. In 2001, the Tigers lost both games at Miami (FL), while in 2005, Baylor defeated the Tigers twice in three games. In 2007, the Tigers lost both games at Mississippi State.

Most Super Regional Appearances

Rk	Team	SR	*CWS
1.	Miami (FL)	8	5
2.	Clemson	7	3
	Cal State Fullerton	7	6
	Florida State	7	2
	Rice	7	5
	South Carolina	7	3
7.	Louisiana State	6	3
	Stanford	6	5
9.	Georgia Tech	5	2
	Southern California	5	2
	Texas	5	5

* - 1999-07

Tigers Earned 21st Straight NCAA Appearance

Clemson finished the 2007 season with a 41-23 overall record, earning its 21st straight NCAA Tournament appearance. It is the third-longest streak in NCAA history. It was also the 22nd consecutive season the Tigers won at least 39 games.

Clemson's NCAA Tournament History

The 2007 season marked Clemson's 33rd trip to an NCAA Regional dating back to the 1947 season. That year, Clemson actually advanced to the Final Eight of the NCAA Tournament, but it is not considered a College World Series season because only two teams went to the CWS in those days.

Clemson won the 1947 District III Tournament in Charlotte by coming through the losers' bracket. The Tigers, coached by Randy Hinson, lost in the first round to Alabama 8-2, then came back with a win over Auburn and two wins over Alabama to advance. Clemson's season ended when Yale, led by future President George H.W. Bush, defeated the Tigers in New Haven, CT by a score of 7-3. Bush was 1-for-3 as the starting first baseman.

Clemson made its first trip to Omaha and the College World Series in 1958 when the Tigers again came through the losers' bracket. After losing to Florida in the first round, Clemson came back to defeat George Washington, Florida State, and Florida twice to advance under first year Head Coach Bill Wilhelm. Clemson defeated Florida 15-14 and 3-1 on June 9 to advance. Harold Stowe struck out 17 in that second game on June 9, and that is still a Clemson single-game record for strikeouts in an NCAA Tournament game.

The Tigers advanced to Omaha in 1959, this time with three easy wins; one over Georgia Tech and two over Florida State. One of the wins over the Seminoles was a 24-2 victory at Gastonia, NC. That tally is still tied for the most runs scored by Clemson in an NCAA Tourney game.

The Tigers did not advance to Omaha again until 1976. In fact, Clemson made just one NCAA Tournament appearance between 1960 and 1974. That was in 1967 when Clemson reached the Regional Championship, but lost to Auburn 6-5.

Clemson made it to Omaha three out of five years between 1976-80. Clemson won a regional in Columbia, SC in 1976 with three straight wins, then came through the losers' bracket in Miami (FL) in 1977 to advance to Omaha. The 1980 season was the first year Clemson played host to a regional, as Clemson swept three games by scoring 45 runs, including 17 in a 17-12 win over South Carolina.

Clemson Position Starters

Pos.	#	Player	B-T	Cl.	GP-S	Avg.	HR	RBI	Notes
C	30	Doug Hogan	R-R	*Jr.	63-62	.350	13	46	Ended the season on a 15-game hitting streak
1B	24	Andy D'Alessio	L-R	Sr.	59-59	.319	17	50	Tied the Clemson career home run record (59)
2B	1	J.D. Burgess	R-R	Fr.	55-45	.236	1	16	Was 16-for-47 (.340) in the last 14 games
SS	4	Taylor Harbin	R-R	Jr.	64-63	.296	11	62	Led team in RBIs, doubles (19), steals (14)
3B	35	Marquez Smith	R-R	Sr.	64-64	.336	13	56	Only Tiger to start every game
LF	18	Addison Johnson	L-L	Fr.	61-58	.286	1	23	Was 10-for-20 (.500) in the last six games
CF	8	Brad Chalk	L-L	Jr.	45-45	.366	0	18	Had a .483 on-base percentage
RF	12	Wilson Boyd	L-L	*Fr.	62-45	.285	2	30	Batted .316 with two outs
DH	10	Ben Paulsen	L-R	Fr.	58-46	.258	5	20	Son of Assistant Head Coach Tom Riginos

Clemson Starting Pitchers

Pos.	#	Pitcher	Cl.	GP-S	ERA	W-L	CG	IP	H	R	ER	BB	SO
LHP	45	Ryan Hinson	So.	19-14	2.74	6-2	0	82.0	72	33	25	39	60
LHP	41	Daniel Moskos	Jr.	27-10	3.29	3-6	0	79.1	80	33	29	33	78
RHP	47	David Kopp	Jr.	18-18	3.79	6-3	1	99.2	108	55	42	29	75
RHP	31	P.J. Zocchi	*Jr.	17-9	5.09	4-2	0	58.1	67	36	33	26	56

2007 Results

February

16	Fri.	George Mason	W	14 - 0
17	Sat.	George Mason	L	1 - 5
18	Sun.	George Mason	W	5 - 4
21	Wed.	High Point	W ⁽⁶⁾	11 - 3
23	Fri.	Pacific	W	8 - 3
24	Sat.	Pacific ⁽¹⁾	W ⁽¹¹⁾	4 - 3
24	Sat.	Pacific ⁽²⁾	W	5 - 4
28	Wed.	Winthrop	W	6 - 4

March

3	Sat.	South Carolina (4-4-4)	L	0 - 12
4	Sun.	at South Carolina (4-4-4)	L	2 - 3
7	Wed.	Coastal Carolina (17-NR-25)	W	4 - 0
9	Fri.	Memphis	L ⁽¹⁰⁾	4 - 6
10	Sat.	Memphis	W	8 - 2
11	Sun.	Memphis	W	7 - 2
14	Wed.	Georgia Southern	W	3 - 0
16	Fri.	*Duke	W	6 - 4
17	Sat.	*Duke	W	7 - 2
18	Sun.	*Duke	W	9 - 6
20	Tue.	at Western Carolina	L	3 - 6
23	Fri.	*at Maryland	L	3 - 4
24	Sat.	*at Maryland	L	1 - 4
25	Sun.	*at Maryland	W	5 - 0
27	Tue.	Gardner-Webb	W	14 - 2
28	Wed.	Western Carolina	W	15 - 6
30	Fri.	*Miami (FL)	L	3 - 10
31	Sat.	*Miami (FL)	W	4 - 1

April

1	Sun.	*Miami (FL)	L	6 - 7
3	Tue.	at Georgia	W	4 - 2
4	Wed.	Georgia	W	11 - 10
6	Fri.	*at Virginia Tech ^v	W	6 - 3
7	Sat.	*at Virginia Tech	W	8 - 5
8	Sun.	*at Virginia Tech	W ⁽¹⁰⁾	5 - 2
13	Fri.	*at Wake Forest	W	6 - 2
14	Sat.	*at Wake Forest	L	5 - 6
15	Sun.	*at Wake Forest	W	5 - 4
18	Wed.	at South Carolina (4-5-5)	L	2 - 4
20	Fri.	*Virginia (6-8-7)	L	3 - 5
21	Sat.	*Virginia (6-8-7)	L	0 - 3
22	Sun.	*Virginia (6-8-7)	W	2 - 1
24	Tue.	Elon	L	12 - 13
25	Wed.	South Carolina (9-10-5)	W	14 - 5
27	Fri.	*Georgia Tech (24-19-NR)	W ⁽¹¹⁾	3 - 2
28	Sat.	*Georgia Tech (24-19-NR)	W	10 - 3
29	Sun.	*Georgia Tech (24-19-NR)	L	3 - 6

May

5	Sat.	*Boston College	W	4 - 3
6	Sun.	*Boston College ⁽¹⁾	L	6 - 8
6	Sun.	*Boston College ⁽²⁾	W	7 - 6
8	Tue.	#Wofford	W	12 - 3
9	Wed.	Furman	L	3 - 6
11	Fri.	*at Florida State (2-2-2)	L	1 - 11
12	Sat.	*at Florida State (2-2-2)	W	7 - 6
13	Sun.	*at Florida State (2-2-2)	W	11 - 6
15	Tue.	College of Charleston	W	19 - 7
17	Thu.	*at N.C. State	L	4 - 11
18	Fri.	*at N.C. State	L	5 - 6
19	Sat.	*at N.C. State	W	6 - 3
23	Wed.	+Miami (FL) (NR-25-NR)	W ⁽¹³⁾	5 - 4
25	Fri.	+Wake Forest	L	2 - 3
26	Sat.	+Florida State (3-3-4)	W	5 - 1

June

1	Fri.	\$Saint John's	W	3 - 2
3	Sun.	\$Coastal Carolina (10-12-12)	W	11 - 8
4	Mon.	\$Coastal Carolina (10-12-12)	W	15 - 3
8	Fri.	¶Mississippi State (19-17-NR)	L	6 - 8
9	Sat.	¶Mississippi State (19-17-NR)	L	5 - 8

* - ACC regular-season game; # - Greenville, SC; + - ACC Tournament at Jacksonville, FL; \$ - NCAA Regional at Myrtle Beach, SC; ¶ - NCAA Super Regional at Starkville, MS; ^v - due to inclement weather, game was completed on Apr. 7; Note: Home games in **bold**; rankings by **Baseball America**, **Collegiate Baseball**, **Sports Weekly**.



2007 Clemson Baseball Notes



Clemson Quick Facts

Nickname: Tigers
Location: Clemson, SC 29633
Colors: Burnt Orange & Northwest Purple
Founded: 1889
Enrollment: 17,165
President: James F. Barker (Clemson '70)
Athletic Director: .. Dr. Terry Don Phillips (Arkansas '70)
Conference: Atlantic Coast
Facility (Capacity): .. Doug Kingsmore Stadium (6,217)
Year Opened: 1970
Dimensions: ... LL - 320, LC - 370, C - 400, RC - 375, RL - 330
Record Crowd: 6,480 (3/7/04 vs. South Carolina)
Head Coach: Jack Leggett (Maine '76)
Record at Clemson: 649-282 (14 seasons)
Overall Record: 1026-572 (28 seasons)
Assistant Coaches: .. Kevin O'Sullivan (Virginia '91)
 Tom Riginos (Stetson '90)
 Toby Bicknell (Wingate '02)
First Year of Baseball: 1896
Seasons of Baseball: 110
All-Time Overall Record: 2404-1322-29
All-Time ACC Regular-Season Record: .. 638-304-3
ACC Championships: 14
 (1954,58,59,67,76,78-81,89,91,93,94,06)
NCAA Tournament Appearances: 33
 (1947,50,58,59,67,75-81,87-07)
College World Series Appearances: 11
 (1958,59,76,77,80,91,95,96,00,02,06)

Media Services

Clemson Media Relations

Baseball Contact: Brian Hennessy (Clemson '98)
Email: bhennes@clermson.edu
Office Phone: (864) 656-1921
Office Fax: (864) 656-0299
Cell Phone: (864) 986-9046
Press Box Phone: (864) 656-7731
Ticket Office Phone: .. 1-800-CLEMSON
Website: ClemsonTigers.com



ACC Media Relations

Kristie Le is the baseball media relations contact at the ACC office. She can be reached at (336) 851-6062 or via email at kle@theacc.org.

Credentials

Members of the working press who desire a media credential to a Clemson baseball home game should contact **Brian Hennessy** at (864) 656-1921. There is space for 13 writers in the Doug Kingsmore Stadium press areas, plus booths for each team's radio network. Season credentials are issued. Credentials on a game-by-game basis are also issued. Members of the media must request a pass at least one day prior to each game/series to ensure admittance.

Interview Policy

Head Coach **Jack Leggett** can be reached in the baseball office in Jervey Athletic Center at (864) 656-1940. Best time to contact **Leggett** is weekdays from 9:00 AM to 11:00 AM.

Please contact Baseball Contact **Brian Hennessy** and accommodations can be made to interview players. The locker room is closed to the media and public, therefore postgame interviews are conducted outside the Tiger dugout. Please see the opposing SID for opponent interview procedures.

Tigers on the Web

Up-to-date stats, releases, game notes, game stories, and boxscores can be found on Clemson's athletic website, ClemsonTigers.com. Official live stats can also be accessed on the schedule page.

Clemson has been to the NCAA Tournament every year since 1987, making College World Series trips in 1991, 1995, 1996, 2000, 2002, and 2006. Clemson's streak of 21 consecutive regionals is the third-longest streak in NCAA history behind Miami (FL) (35) and Florida State (30).

Consecutive Years in Regionals to Date

Rk	School	App.
1.	Miami (FL)	35
2.	Florida State	30
3.	Clemson	21
4.	Cal State Fullerton	16
5.	Rice	13

All-Time Consecutive Regional Appearances

Rk	Team	App.	Years
1.	Miami (FL)	35	1973-07
2.	Florida State	30	1978-07
3.	Clemson	21	1987-07
4.	Oklahoma State	19	1981-99
5.	Texas	18	1979-96
6.	Louisiana State	17	1989-05
7.	Cal State Fullerton	16	1992-07
8.	Northern Colorado	15	1952-66
9.	Georgia Tech	14	1985-98
	Wichita State	14	1987-00
11.	Rice	13	1995-07
	Stanford	13	1994-06
13.	Texas	12	1965-76

Note: **Bold** denotes active streak.

All-Time Regional Appearances

Rk	Team	App.
1.	Texas	51
2.	Florida State	45
3.	Miami (FL)	36
	Southern California	36
5.	Oklahoma State	35
6.	Clemson	33
7.	Arizona State	31
8.	Saint John's	30
9.	Arizona	29
	Cal State Fullerton	29
	Fresno State	29
	Oklahoma	29
13.	Minnesota	28
	Mississippi State	28

College World Series Appearances

Rk	Team	App.
1.	Texas	32
2.	Miami (FL)	22
3.	Southern California	21
4.	Arizona State	20
5.	Oklahoma State	19
6.	Florida State	18
7.	Arizona	15
	Cal State Fullerton	15
	Stanford	15
10.	Louisiana State	13
11.	Clemson	11
12.	Northern Colorado	10
13.	Oklahoma	9
14.	Mississippi State	8
	South Carolina	8
16.	Maine	7
	Michigan	7
	Wichita State	7

Overall, Clemson has been to a regional in 33 seasons, sixth-best all-time. Clemson's all-time record in NCAA play is 97-70, a 58.1 winning percentage.

Clemson is 52-30 (.634) under Head Coach Jack Leggett in NCAA Tournament play, including a 32-5 record (.865) in home NCAA Tourney games.

Leggett has taken Clemson to a regional all 14 years he has been Clemson's head coach, and the Tigers have advanced to the College World Series five times. Leggett has also taken Clemson to a super regional seven of the nine years that format has been in existence.

Clemson's College World Series Seasons

Year	Site	W-L	Clinched Win vs.	CWS
1958	Gastonia, NC	4-1	Florida, 3-1	1-2
1959	Gastonia, NC	3-0	Florida State, 5-0	1-2
1976	Columbia, SC	3-0	Furman, 6-2	1-2
1977	Miami, FL	3-1	Miami (FL), 10-9	1-2
1980	Clemson, SC	3-0	South Carolina, 17-12	0-2
1991	Orono, ME	4-0	Maine, 13-5	0-2
1995	Clemson, SC	4-0	Alabama, 7-4	0-2
1996	Clemson, SC	4-0	Tennessee, 12-5	2-2
2000	Clemson, SC	5-0	Mississippi State, 9-4	1-2
2002	Clemson, SC	5-1	Arkansas, 7-4	2-2
2006	Clemson, SC	5-0	Oral Roberts, 6-5	1-2

The Tigers

Clemson (41-23) ended the season with a #12 final ranking after participating in the NCAA Tournament for the 21st consecutive season. The Tigers captured the Myrtle Beach (SC) Regional title and played in the Starkville (MS) Super Regional as well.

Clemson was 18-12 during the ACC regular season, finishing in second place in the Atlantic Division and fourth overall in the league. The Tigers then won two of three games in the newly-formatted ACC Tournament at Jacksonville, FL.

The Tigers were led by Head Coach Jack Leggett. His 649 wins in his 14 seasons are fourth-most in college baseball during his tenure. The Tigers were also 11-9 against top-25 ranked teams in 2007, including winning 10 of their last 14.

The team hit .293 and was led by Brad Chalk, who hit .366 with a .483 on-base percentage thanks to walking 32 times against only 16 strikeouts. Doug Hogan batted .350 with 13 homers and 46 RBIs, while Marquez Smith hit .336 with 13 home runs and 56 RBIs.

Andy D'Alessio hit .319 with a team-high 17 home runs and 50 RBIs, as he ended his career with 59 career homers, tied for most in Clemson history. Taylor Harbin added 11 homers and a team-high 62 RBIs. He led the team in doubles (19) and stolen bases (14) as well.

The pitching staff had a 3.73 ERA and .263 opponents' batting average. Ryan Hinson had a 6-2 record and 2.74 ERA in 82.0 innings pitched. Daniel Moskos had a 3.29 ERA and six saves in 27 appearances (10 starts). Stephen Clyne was 5-2 with a 2.58 ERA and three saves in 31 relief appearances, while Alan Farina struck out 72 in 57.1 innings pitched as one of the most dominant pitchers around during the latter stages of the season.

Clemson fielded at a .971 clip as well and had a school-record 11 draft picks in June. Moskos was the #4 overall pick of the entire draft, while the Tigers had five players selected in the top-three rounds of the draft.

Worth Noting

- Clemson had 22 come-from-behind wins among its 41 overall wins in 2007.
- Clemson started the season just 1-5 against top-25 ranked teams. But in the last 14 games against top-25 ranked teams, the Tigers were 10-4.



2007 Clemson Baseball Notes



- In the Tigers' 41 wins, they hit .326 with runners in scoring position, while their opponents hit just .198. In their 23 losses, Clemson hit just .185 in that situation, while its opponents hit .355.
- With less than two outs, Clemson hit .341 with runners in scoring position. With two outs, the Tigers hit .233 with runners in scoring position.
- Clemson was 11-12 when it committed exactly one error and 15-6 when it committed two or more errors.

Polls

Clemson ended the 2007 season ranked #15 in the **Baseball America** poll and #12 in the **Collegiate Baseball** poll. Clemson also was #13 in the final **Sports Weekly** poll.

Clemson ended its third season in a row ranked in the top 15 in the nation, while Clemson has had at least one top-25 ranking in 12 of Head Coach Jack Leggett's first 14 seasons in Tigertown.

The Tigers' #1 ranking by **Baseball America** and **Collegiate Baseball** on February 12 was their first since February 27, 2006, when Clemson was ranked #1 by those same two polls. The Tigers have been ranked #1 for 20 weeks by at least one of the major polls in Head Coach Jack Leggett's 14th season at Clemson.

Four Tigers Named All-ACC

Third-baseman Marquez Smith was named First-Team All-ACC in 2007. Smith, who hit .336 with 13 homers and 56 RBIs, was the lone Tiger to make the first team. The team was compiled after a vote of the league's 12 head coaches.

Three Tigers made Second-Team All-ACC, including junior outfielder Brad Chalk, junior shortstop Taylor Harbin, and junior starting pitcher Daniel Moskos.

34

That's how many of Clemson's 64 games were against teams that played in the 2007 NCAA Tournament, which equates to over 53 percent. Clemson had an 18-16 record against teams in the field, including an 11-10 record away from home. The Tigers played 12 different teams that played in the tournament. Clemson played one top-eight national seed in Florida State, and the Tigers were 3-1 in four meetings with the Seminoles, all games played in the state of Florida.

39 Wins

With a 3-2 win over Saint John's in the Myrtle Beach Regional on June 1, Clemson reached the 39-win mark for the 22nd year in a row. Clemson along with Florida State and Wichita State are the only schools in the country to have such a streak of 39-win seasons. Furthermore, those three schools are the only ones to total 39 wins or more in each of the last 14 seasons, or in Jack Leggett's head-coaching tenure at Clemson.

Five Named to Regional All-Tournament Team

Five Tigers were named to the Myrtle Beach Regional All-Tournament team, as the Tigers captured the title by going 3-0 at Coastal Federal Field from June 1-4. Three Tiger infielders were represented, including first-baseman Andy D'Alessio,

shortstop Taylor Harbin, and third-baseman Marquez Smith. Outfielder Brad Chalk and catcher Doug Hogan also made the 11-player team. D'Alessio was named Myrtle Beach Regional MVP after going 6-for-12 with three doubles, two homers, six RBIs, and and six runs scored in three games.

Clemson Offense Closed Fast in Regional

Clemson's 20 hits against #10 Coastal Carolina in the Myrtle Beach Regional Championship game on June 4 were the most by the team since it had 21 hits in a win over Gardner-Webb on March 27. It was just the third time all year Clemson collected 20 hits or more in a game. It was four hits shy of the Tiger record for an NCAA Tournament game.

Clemson entered the super regional having scored in double-figures in consecutive games, 11-8 and 15-3 wins over Coastal Carolina in the Myrtle Beach Regional. It marked just the fourth time in 2007 that Clemson scored in double-figures in consecutive games.

The 15-3 win was Clemson's largest margin of victory in an NCAA Tournament game since a 21-1 win over East Carolina at Clemson in 2002. The 12-run victory margin was also the largest by the Tigers in an NCAA Tournament game against the host school. The previous best was an eight-run margin in a 13-5 win at Maine in 1991 and a 12-4 win at Arkansas in 1999.

Clemson's NCAA Tournament Leaders

Doug Hogan led the Tigers in the NCAA Tournament with a .600 batting average (12-for-20) in five games. He also totaled four runs scored, two doubles, a triple, two home runs, five RBIs, a 1.100 slugging percentage, a stolen base. Marquez Smith was 9-for-19 (.474) with nine runs scored, two home runs, and six RBIs, while Addison Johnson was 8-for-17 (.471) with a double and triple. Andy D'Alessio was 9-for-20 (.450) with seven runs scored, three doubles, three homers, and nine RBIs as well. Clemson hit .344 with a .571 slugging percentage in the NCAA Tournament.

D.J. Mitchell had a team-best 1.80 ERA in his one start to lead the pitchers. Clemson had a 4.50 ERA in the NCAA Tourney.

NCAA & ACC Stat Rankings

There were 282 Division I programs that are included in the NCAA stat rankings. Of the 12 main stat rankings, Clemson finished in the top 89 in eight of them. Among the best finishes include #12 in strikeouts per nine innings pitched (8.26) and #25 in ERA (3.73). Among individual standouts, Andy D'Alessio was tied for 23rd in the nation in home runs (17).

Clemson finished fourth in the ACC in ERA and fourth in fielding percentage (.971). D'Alessio was second in the league in homers per game (0.29) and third in slugging percentage (.634). David Kopp tied for the ACC lead in starts (18) as well.

Highlights of Series Win at #2 Florida State

Clemson tasted victory twice in three games at #2 Florida State from May 11-13, a feeling it had not had for quite some time. In fact, the Tigers had not won more than one game in a three-game series in Tallahassee in the last six series, and last

Head Coach Jack Leggett

Full Name: Jackson Scott Leggett

Born: March 5, 1954 in Bangor, ME

Education: Bachelor's degree in physical education and minor in history at Maine (1976); master's degree in teacher education at Vermont (1980)

Playing Experience: Four-year letterman (baseball) at Maine (1973-76); three-year letterman (football) at Maine (1974-76)

Coaching Experience: Head coach at Vermont (1978-82); head coach at Western Carolina (1983-91); assistant head coach at Clemson (1992-93); head coach at Clemson (1994-07)

Family: Son Tanner (23), daughter Colby (21); Wife Karen



Leggett's Clemson Head Coaching Record

Year	Overall	ACC	Finish	NCAA
1994^	57-18	20-4	1st	Regional
1995	54-14	20-4	1st	CWS
1996	51-17	17-7	2nd	CWS
1997	41-23	13-10	4th	Regional
1998	43-16	14-9	T-2nd	Regional
1999	42-27	13-10	3rd	Super Regional
2000	51-18	17-7	2nd	CWS
2001	41-22	17-7	2nd	Super Regional
2002	54-17	16-8	4th	CWS
2003	39-22	15-9	T-3rd	Regional
2004	39-26	14-10	T-4th	Regional
2005	43-23	21-9	2nd	Super Regional
2006^	53-16	24-6	*1st	CWS
2007	41-23	18-12	*2nd	Super Regional

* - Atlantic Division; ^ - ACC Tournament Champion

Leggett's Head Coaching Record By School

School	Seasons	Years	W-L	Pct.
Vermont	5	1978-82	75-61	.551
Western Carolina	9	1983-91	302-229	.569
Clemson	14	1994-07	649-282	.697
Totals	28	1978-91,94-07	1026-572	.642

Leggett vs. ACC as Clemson Head Coach

Team	Overall	Home	Away	Neutral
Boston College	4-2	2-1	2-1	0-0
Duke	34-10	18-3	15-6	1-1
Florida State	25-31	14-7	6-15	5-9
Georgia Tech	30-24	15-5	7-14	8-5
Maryland	38-6	21-0	14-6	3-0
Miami (FL)	9-2	4-2	3-0	2-0
North Carolina	28-15	13-5	12-6	3-4
N.C. State	33-16	16-4	9-12	8-0
Virginia	30-18	16-5	12-9	2-4
Virginia Tech	8-1	3-0	5-1	0-0
Wake Forest	35-13	17-4	15-6	3-3
Totals	274-138	139-36	100-76	35-26

Note: Includes records vs. teams as ACC members.

Leggett vs. SEC as Clemson Head Coach

Team	Overall	Home	Away	Neutral
Alabama	2-0	1-0	0-0	1-0
Arkansas	3-1	2-1	1-0	0-0
Auburn	7-8	4-3	2-5	1-0
Georgia	19-12	12-1	7-11	0-0
Kentucky	3-0	3-0	0-0	0-0
Mississippi State	3-2	3-0	0-2	0-0
South Carolina	28-23	14-10	14-11	0-2
Tennessee	9-3	6-0	3-2	0-1
Totals	74-49	45-15	27-31	2-3

Winningest Programs (1994-07)

Rk	Team	Wins	Avg.
1.	Florida State	723	.516
2.	Wichita State	699	.49.9
3.	Rice	675	.48.2
4.	Clemson	649	.46.4
5.	Miami (FL)	642	.45.9



2007 Clemson Baseball Notes



2007 Polls

Baseball America (Final)

Rk	Team
1.	Oregon State
2.	North Carolina
3.	Rice
4.	California-Irvine
5.	Arizona State
6.	Vanderbilt
7.	Louisville
8.	Mississippi State
9.	Cal State Fullerton
10.	South Carolina
11.	Texas
12.	Texas A&M
13.	Wichita State
14.	Florida State
15.	Clemson
16.	Virginia
17.	Mississippi
18.	San Diego
19.	Michigan
20.	Coastal Carolina
21.	Arkansas
22.	UCLA
23.	Oklahoma State
24.	Missouri
25.	Texas Christian

Collegiate Baseball (Final)

Rk	Team
1.	Oregon State
2.	North Carolina
3.	Rice
4.	California-Irvine
5.	Arizona State
6.	Louisville
7.	Cal State Fullerton
8.	Mississippi State
9.	Vanderbilt
10.	Florida State
11.	South Carolina
12.	Clemson
13.	Wichita State
14.	Texas A&M
15.	Virginia
16.	San Diego
17.	Texas
18.	Arkansas
19.	Mississippi
20.	Michigan
21.	Oklahoma State
22.	Arizona
23.	UCLA
24.	Coastal Carolina
25.	California-Riverside

won a series there in 1993, the year before Jack Leggett became Clemson's head coach.

The Tigers also handed the Seminoles their first back-to-back losses, and their one and only series loss of 2007. The Seminoles entered the series with a 32-2 home record, but Clemson doubled their loss total with two wins in the final two games of the series. Clemson also had five freshmen in the starting lineup in both wins.

From an all-sports perspective, the series win had significance as well. The Tiger football team defeated the #9 Seminoles 27-20 in Tallahassee in September of 2006, and the Clemson men's basketball team downed Florida State 68-66 in Tallahassee in January. Therefore, Clemson beat the Seminoles in all three sports (series win in baseball) in Tallahassee in the same academic year for the first time in school history.

Then in the ACC Tournament on May 26 at Jacksonville, FL in front of a crowd that consisted mostly of Seminole fans, Clemson downed #3 Florida State 5-1 behind David Kopp's complete game. The Tigers handed Bryan Henry, the nation's leader in wins with 14 at the time, his first loss of the season as well. The win meant Clemson defeated the Seminoles three times in four meetings in 2007, all games played in the state of Florida.

binced for 525 strikeouts in 572.1 innings pitched. Its 8.26 strikeouts-per-nine-innings-pitched mark was the best since 1996, when that staff had a 3.16 figure. The 1996 Tiger team, who had a 9.69 figure, included future Major Leaguers Kris Benson, Billy Koch, Ken Vining, and Matt White.

Fielding Near Record Mark

The six-highest team fielding percentages by a Tiger team have occurred in the last seven seasons, including the record of .972 in 2006. The high percentages are a testament to the countless hours Head Coach Jack Leggett and the players spend on fielding, whether during practice or on the players' own time. The 2007 season was no different. Clemson committed just 74 errors in 64 games, good for a .971 fielding percentage. That mark was third-best in Clemson history, just behind the school-record mark set during the 2006 season and the 2002 figure (.971).

Tigers Set Home Attendance Record

For the fourth year in a row, Clemson set the school record for average home attendance. The Tigers drew 163,537 fans for their 34 home dates in 2007, an average of 4,810 per date. That mark broke the previous record of 4,742, set in 2006.

2007 Polls

Sports Weekly (Final)

Rk	Team
1.	Oregon State (31)
2.	North Carolina
3.	Rice
4.	California-Irvine
5.	Arizona State
6.	Louisville
7.	Cal State Fullerton
8.	Mississippi State
9.	Vanderbilt
10.	South Carolina
11.	Wichita State
12.	Texas A&M
13.	Clemson
14.	Texas
15.	Florida State
16.	Mississippi
17.	Virginia
18.	Michigan
19.	Oklahoma State
20.	San Diego
21.	Arkansas
22.	UCLA
23.	Coastal Carolina
24.	Missouri
25.	Arizona

Weekly Rankings (Final)

Date	BA	CB	SW	W-L
Pre	3	2	2	0-0
2-5	2	2	*	0-0
2-12	1	1	*	2-1
2-19	2	5	*	4-0
2-26	2	5	*	1-2
3-5	6	6	7	3-1
3-12	6	6	6	4-0
3-19	6	6	7	1-3
3-26	11	12	11	3-2
4-2	18	16	17	5-0
4-9	14	14	15	2-1
4-16	14	13	15	1-3
4-23	19	21	17	3-2
4-30	18	23	17	2-1
5-7	18	23	16	3-2
5-14	15	15	14	2-2
5-21	19	15	16	2-1
5-28	18	13	17	3-0
6-5	9	5	*	0-2
6-12	15	12	*	0-0
Final	15	12	13	

* - no poll

Tigers Shook Up Pitching Staff

With the emergence of senior righthander Stephen Clyne, who had a 2.58 ERA in 45.1 innings pitched, and junior righty Alan Farina, who had a 3.77 ERA and 72 strikeouts in 57.1 innings pitched in 2007, Head Coach Jack Leggett decided to move Daniel Moskos from the closer role to the weekend rotation in early April.

Moskos made his starting debut at Virginia Tech on April 6, as the junior lefty allowed just one run in 4.0 innings pitched in that outing. Moskos had made 71 relief appearances from 2005-07 prior to his first career start. The owner of 16 career saves had never started on the mound in a Clemson uniform prior to the start in Blacksburg. However, he was used as a starter in the Cape Cod League in the summer of 2005. His ability to throw three or four different pitches for strikes was one reason Leggett opted to move him into the weekend rotation.

Clyne's stellar senior season had a lot to do with the move as well. The Parkland, FL native threw harder than ever and routinely hit the low 90s on the radar gun. Prior to the 2007 season, Clyne focused on increasing his lower-body strength in the weight room, and he credited that to his higher velocity. He already brought a sharp breaking ball to the mound.

Farina's resurgence since his early-season woes was also key to Clemson's pitching success. He routinely hit the mid 90s on the radar gun and had a .206 opponents' batting average in 2007. His ability to shut down the nation's top-hitting team in #2 Florida State in Clemson's 7-6 comeback win on May 12 certainly showed his prowess out of the bullpen.

Strikeout Stats Among Tigers' Best

Clemson had a solid 3.73 ERA in 64 games in 2007. But the Tigers were especially good at striking out the opposition at a high rate. The staff com-

Clemson Single-Season Attendance Bests

Rk	Year	Dates	Attendance	Avg.
1.	2007	34	163,537	4,810
2.	2006	39	184,946	4,742
3.	2005	32	129,553	4,049
4.	2004	32	116,781	3,649
5.	2002	45	161,640	3,592

Leggett Leading a Consistent Winner

Head Coach Jack Leggett has a 649-282 (.697) record at Clemson in 14 seasons. The legendary Bill Wilhelm has the most wins of any Tiger coach with 1,161 in 36 seasons (1958-93) at Clemson. Leggett's 649 wins are second-most in school history. No other Clemson coach has more than 70 wins while in Tigertown.

Through Leggett's first 14 seasons at Clemson, he has 649 wins. Only three other programs (Florida State, Wichita State, Rice) have more wins over that span from 1994-07. Furthermore, he has led the Tigers to at least 39 wins every year he has been at the helm of the program. Clemson along with Florida State and Wichita State are the only three programs in the nation to win at least 39 games every year since 1994.

Clemson Has 184 Top-25 Wins Under Leggett

Clemson had an 11-9 record against top-25 ranked teams in 2007. In 14 seasons at Clemson, Head Coach Jack Leggett has 184 wins over teams ranked in the top 25. Only three times in his first 14 seasons has he had a losing record against teams in the top 25.

Leggett increased his win total in that category by two in a three-game series at #2 Florida State from May 11-13. Against the Seminoles, the Tigers earned victories in the final two games by holding down the nation's top offensive team. Then in the ACC Tournament, the Tigers were 2-0 against top-25 ranked teams, including victories over #25 Miami (FL) and #3 Florida State. Clemson added two

Clemson's Final Rankings

Year	BA	CB	SW	1997	---	---	24
1987	10	10	NP	1998	21	23	19
1988	15	21	NP	1999	17	13	14
1989	14	14	NP	2000	7	6	5
1990	---	---	NP	2001	17	13	14
1991	4	8	NP	2002	3	3	3
1992	7	10	NP	2003	---	---	---
1993	17	17	16	2004	---	---	---
1994	4	9	9	2005	14	13	16
1995	8	8	8	2006	5	5	5
1996	5	4	4	2007	15	12	13



2007 Clemson Baseball Notes



more wins over #10 Coastal Carolina in the Myrtle Beach Regional as well.

Clemson started the 2007 season 1-5 against top-25 ranked teams, but won 10 of the last 14 to up its season record against top-25 ranked teams to 11-9.

Leggett Against Top-25 Teams

Year	Overall	Top 25	Top 10	Top 5
1994	57-18	19-12	10-4	7-3
1995	54-14	15-10	4-10	1-6
1996	51-17	13-10	7-3	5-2
1997	41-23	6-11	4-7	1-2
1998	43-16	8-5	4-2	0-1
1999	42-27	12-12	6-6	3-4
2000	51-18	14-13	11-10	6-7
2001	41-22	5-12	3-8	1-6
2002	54-17	19-13	10-11	6-8
2003	39-22	8-8	5-3	4-2
2004	39-26	9-16	6-8	0-3
2005	43-23	19-9	11-9	4-2
2006	53-16	26-9	7-6	2-2
2007	41-23	11-9	7-6	4-4
Totals	649-282	184-149	95-93	44-52

Leggett Reached 1,000 Career Wins

Head Coach Jack Leggett, who has coached at Clemson for 14 seasons and 28 overall, won his 1,000th game on March 25 in the Tigers' 5-0 victory at Maryland. He has a 1026-572 overall record, including a 649-282 ledger at Clemson. At the age of 53, he became the 29th head coach in Division I history to reach the 1,000-win mark. He also became the 10th active head coach at the Division I level to reach 1,000 career wins.

Leggett Second-Youngest to Reach 1,000 Wins

Head Coach Jack Leggett earned his 1,000th career victory on March 25, 2007 when the Tigers defeated Maryland in College Park by a score of 5-0. Leggett, who began his head coaching career at Vermont when he was just 23, became the second-youngest coach in Division I history to reach 1,000 wins.

Leggett was 53 years and 20 days (March 5 is his birthday) when he gained victory #1,000. Gene Stephenson, currently the head coach at Wichita State, holds the record for the youngest coach to win his 1,000th game. He won his 1,000th game in 1995 when he was just 49 years, eight months, and six days.

Leggett is second with his 53 years and 20 days. Right behind him on the list is Mississippi State Head Coach Ron Polk. Polk picked up his 1,000th win on February 27, 1997 at the age of 53, one month, and 15 days, a little less than a month older than Leggett.

Youngest Head Coaches to Reach 1,000 Wins

Rk	Head Coach	School	DOB	1,000	Age
1.	Gene Stephenson	Wichita State	8/31/45	5/6/95	49,8,6
2.	Jack Leggett	Clemson	3/5/54	3/25/07	53,0,20
3.	Ron Polk	Mississippi State	1/12/44	2/27/97	53,1,15
4.	Ron Fraser	Miami (FL)	6/25/33	3/29/87	53,9,4
5.	Mark Marquess	Stanford	3/24/47	2/9/01	53,10,16

Note: Age is in years, months, days; Division I head coaches only.

Record 11 Tigers Picked in MLB Draft

Eleven Tigers, highlighted by lefthander Daniel Moskos' selection in the first round, were taken in the Major League Draft on June 7, 8, 2006. The 11

selections set a school record for most Tigers drafted in one year. The previous mark was 10 set by the 2006 club.

Moskos, who was undrafted out of Damien High School in Alta Loma, CA, was selected by the Pittsburgh Pirates with the #4 overall pick, which tied for the second-highest selection by a Tiger in school history.

Five Tigers were selected in the first three rounds, two more than any other school in the country. Along with Moskos, junior righty David Kopp (Cardinals) and junior outfielder Brad Chalk (Padres) were drafted in the second round. In the third round, junior righthander Alan Farina (Blue Jays) and graduate righthander Stephen Clyne (Mets) were selected.

Six more Tigers were chosen in day-two of the draft. Senior third-baseman Marquez Smith (Cubs) and junior middle infielder Taylor Harbin (Diamondbacks) were drafted in the eighth round. Junior catcher Doug Hogan (Indians) was taken in the 16th round, and senior first-baseman Andy D'Alessio (Giants) was drafted in the 19th round. Junior righty P.J. Zocchi (Indians) was selected in the 36th round, and junior shortstop Stan Widmann (Athletics) was drafted in the 39th round.

Clemson's 11 picks tied for second-most in the nation, trailing only Rice's total of 14. The Tigers' 10 picks in 2006 were second-most in the nation as well.

With the 11 selections, Jack Leggett has had a total of 71 players drafted in his 14 seasons as head coach at Clemson. Twelve of those 71 players were drafted twice, meaning a Tiger has been drafted 83 times in his tenure. Thirteen more Tigers have signed free-agent contracts as well.

2007 Tiger Draftees

#	Player, Pos.	Cl.	Rd	Pick	Team
41	Daniel Moskos, LHP	Jr.	1	4	Pirates
47	David Kopp, RHP	Jr.	2	71	Cardinals
8	Brad Chalk, OF	Jr.	2	87	Padres
25	Alan Farina, RHP	Jr.	3	115	Blue Jays
36	Stephen Clyne, RHP	*Gr.	3	123	Mets
35	Marquez Smith, INF	Sr.	8	247	Cubs
4	Taylor Harbin, 2B/SS	Jr.	8	253	Diamondbacks
30	Doug Hogan, C	*Jr.	16	497	Indians
24	Andy D'Alessio, 1B	Sr.	19	584	Giants
31	P.J. Zocchi, RHP	*Jr.	36	1092	Indians
6	Stan Widmann, SS	Jr.	39	1187	Athletics

* - has spent one season as a red-shirt player

Three Tigers on All-ACC Academic Team

Clemson placed three players on the 2007 All-ACC Academic team following a season that saw the Tigers advance to the NCAA Tournament for the 21st straight season, including an appearance in the Starkville (MS) Super Regional.

Freshman outfielder Alex Lee (mathematical sciences), junior lefthander Daniel Moskos (health science), and sophomore righthander Matt Vaughn (management) were all named to the list. To be eligible for consideration, a student-athlete must have earned a 3.0 GPA for the previous semester and maintained a 3.0 cumulative GPA during his academic career.

Widmann Missed Most of 2007 Season

Starting shortstop Stan Widmann (Hurst, TX) missed all but six games of the 2007 season due to a neck injury. He had surgery at the Mayo Clinic in

Unofficial RPI

Warren Nolan's RPI By Team

Rk	Team	W-L	Rating	SoS
1.	Rice	55-14	.640	2
2.	North Carolina	57-16	.629	7
3.	Vanderbilt	54-13	.628	18
4.	Arizona State	49-15	.619	16
5.	Texas	46-17	.618	5
6.	Texas A&M	48-19	.608	12
7.	South Carolina	46-20	.606	9
8.	Coastal Carolina	50-13	.601	53
9.	Florida State	49-13	.601	52
10.	Virginia	45-16	.599	33
11.	Mississippi	40-25	.597	1
12.	Oregon State	49-18	.596	34
13.	Louisiana-Lafayette	45-17	.593	36
14.	Arkansas	43-21	.588	25
15.	Clemson	41-23	.588	17
16.	Long Beach State	39-20	.588	21
17.	Missouri	42-18	.588	35
18.	Mississippi State	38-22	.586	13
19.	San Diego	43-18	.585	39
20.	Arizona	42-17	.584	45
21.	Wichita State	52-22	.584	41
22.	California-Irvine	47-17	.583	59
23.	Miami (FL)	37-24	.582	10
24.	N.C. State	38-23	.579	20
25.	East Carolina	40-23	.577	28
26.	Louisville	47-24	.574	42
27.	Oklahoma	34-24	.573	19
28.	Baylor	35-27	.573	8
29.	Texas Christian	48-14	.573	121
30.	Southern Mississippi	39-23	.573	31
31.	Wake Forest	34-29	.572	3
32.	Cal State Fullerton	38-25	.570	27
33.	Nebraska	31-27	.568	6

Warren Nolan's RPI By Conference

Rk	Conference	Non-Conference W-L	Rating
1.	Southeastern	233-88	.571
2.	Atlantic Coast	238-84	.569
3.	Big 12	215-84	.568
4.	Pacific 10	195-100	.558
5.	Conference USA	180-114	.544

Ranking Clemson's Opponents By RPI

Rk	Team	*GP	*W-L	*W-L	Rating
7.	South Carolina	4	1-3	46-20	.606
8.	Coastal Carolina	3	3-0	50-13	.601
9.	Florida State	4	3-1	49-13	.601
10.	Virginia	3	1-2	45-16	.599
18.	Mississippi State	2	0-2	38-22	.586
23.	Miami (FL)	4	2-2	37-24	.582
24.	N.C. State	3	1-2	38-23	.579
31.	Wake Forest	4	2-2	34-29	.572
34.	Georgia Tech	3	2-1	32-25	.568
38.	Western Carolina	2	1-1	42-20	.565
42.	College of Charleston	1	1-0	39-19	.562
50.	Saint John's	1	1-0	41-19	.553
57.	Memphis	3	2-1	36-27	.548
72.	Virginia Tech	3	3-0	23-31	.536
80.	Winthrop	1	1-0	33-27	.532
83.	Duke	3	3-0	29-25	.531
84.	Georgia	2	2-0	23-33	.531
89.	Georgia Southern	1	1-0	34-28	.526
94.	Boston College	3	2-1	24-27	.523
97.	Elon	1	0-1	31-29	.521
105.	Maryland	3	1-2	26-30	.516
112.	High Point	1	1-0	27-30	.510
143.	Wofford	1	1-0	30-33	.499
157.	George Mason	3	2-1	27-27	.491
180.	Gardner-Webb	1	1-0	26-32	.478
181.	Furman	1	0-1	19-36	.477
225.	Pacific	3	3-0	16-43	.446

* - head-to-head; ^ - overall (against Division I teams only); Note: Through games of June 24; there are 293 schools that play Division I baseball; ACC teams in **bold**.



2007 Clemson Baseball Notes



Atlantic Coast Conference

2007 ACC Standings

Atlantic Division					Overall				
Rk	Team	W-L	Pct	GB	W-L	Pct			
1.	Florida State	24-6	.800	----	49-13	.790			
2.	Clemson	18-12	.600	6.0	41-23	.641			
3.	N.C. State	16-14	.533	8.0	38-23	.623			
4.	Wake Forest	14-16	.467	10.0	34-29	.540			
5.	Boston College*	12-17	.414	11.5	24-27	.471			
6.	Maryland	7-23	.233	17.0	26-30	.464			

Coastal Division

ACC					Overall				
Rk	Team	W-L	Pct	GB	W-L	Pct			
1.	North Carolina	21-9	.700	----	57-16	.781			
2.	Virginia	19-9	.679	1.0	45-16	.738			
3.	Miami (FL)	17-13	.567	4.0	37-24	.607			
4.	Georgia Tech	15-14	.517	5.5	32-25	.561			
5.	Duke	8-22	.267	13.0	29-25	.537			
6.	Virginia Tech	7-23	.233	14.0	23-31	.426			

* - had one non-conference tie; Note: Standings and stats through games of June 24.

ACC Hitting, Pitching, & Fielding By Team

Team	BA	Rk	ERA	Rk	Fld. %	Rk
Boston College	.284	9	5.24	11	.965	11
Clemson	.293	8	3.73	4	.971	4
Duke	.302	4	4.50	7	.962	12
Florida State	.350	1	3.57	3	.975	1
Georgia Tech	.293	7	5.12	9	.966	8
Maryland	.281	11	5.16	10	.966	7
Miami (FL)	.293	6	4.31	6	.966	6
North Carolina	.315	2	3.52	2	.974	2
N.C. State	.302	5	4.02	5	.970	5
Virginia	.314	3	2.81	1	.971	3
Virginia Tech	.283	10	5.85	12	.966	9
Wake Forest	.268	12	4.85	8	.965	10

ACC Leaders in Batting Average

Rk	Player	Team	H-AB	BA
1.	Tony Thomas, Jr.	Florida State	111-258	.430
2.	Dustin Ackley	North Carolina	119-296	.402
3.	Dallas Poulk	N.C. State	67-170	.394
4.	Buster Posey	Florida State	94-246	.382
5.	Greg Miclat	Virginia	64-160	.376
6.	Yonder Alonso	Miami (FL)	79-210	.376
7.	Jack Rye	Florida State	87-234	.372
8.	David Adams	Virginia	84-226	.372
9.	Brandon Guyer	Virginia	84-227	.370
10.	Danny Payne	Georgia Tech	81-219	.370

ACC Leaders in ERA

Rk	Player	Team	IP	ERA
1.	Jacob Thompson	Virginia	114.0	1.50
2.	Sean Doolittle	Virginia	82.1	2.40
3.	Eric Erickson	Miami (FL)	90.0	2.50
4.	Bryan Henry	Florida State	117.2	2.60
5.	Ryan Hinson	Clemson	82.0	2.74
6.	Eric Niesen	Wake Forest	84.0	3.00
7.	Tony Bajoczyk	Duke	92.1	3.22
8.	Scott Maine	Miami (FL)	96.0	3.28
9.	Daniel Moskos	Clemson	79.1	3.29
10.	Robert Woodard	North Carolina	114.2	3.30

Tigers in the Top Five in ACC Stats

Player	Category	Stat	Per Game	Rk
Brad Chalk	On Base %	.483	-----	5
Andy D'Alessio	Homers/G	.17	0.29	2
	Slugging %	.634	-----	3
	Total Bases/G	1.35	2.29	4
Ryan Hinson	ERA	2.74	-----	5
Doug Hogan	Homers/G	.13	0.21	5
Addison Johnson	Triples/G	.05	0.08	5
David Kopp	Pitching Starts	18	-----	T-1

Minnesota on March 27. Widmann hopes to rehab his injury and be back on the field in a Tiger uniform in 2008.

The junior batted .409 in just six games in 2007. He had one home run and six RBIs along with a perfect 1.000 fielding percentage in 25 chances in the field.

The 2007 season had marked his third straight year as Clemson's starting shortstop. He hit .307 in 67 games as a sophomore on Clemson's 2006 ACC Championship and College World Series team. He was also the Tigers' leading hitter for the eight NCAA Tournament games in 2006 with a .387 batting average.

D'Alessio Liked 'Em Loaded

If you had to use one phrase to describe senior Andy D'Alessio (Naples, FL), it might just be "run-producer." No stat proved his value in producing runs more than his stats with the bases loaded. He was just 0-for-3 with an RBI with the bases loaded in 2007. But in 2006, he was 8-for-11 (.727) with two doubles, two home runs, and 23 RBIs with the bases full. In 2005, he was 6-for-9 with two home runs and 18 RBIs with the bases loaded. Therefore in his career (2004-07), he was 16-for-29 (.552) with four homers and 49 RBIs with the bases full.

D'Alessio Came of Age at the Plate

Early on in 2007, Andy D'Alessio would admit that his senior season was not turning out like he had hoped, but the second half of the season indicated that he returned to his 2006 form, where he hit 23 homers with a national-best 85 RBIs. Since he missed five games in the beginning of April due to a groin injury and became healthy again, he saw his numbers increase.

In the last 30 games of the season, he was 40-for-109 (.367) with eight doubles, a triple, 14 homers, and 34 RBIs. He had a .469 on-base percentage and .844 slugging percentage in the last 30 games as well. Thanks to his surge, he hit .319 overall with 17 homers and 50 RBIs in 59 games in 2007.

D'Alessio Tied Tiger Record for Home Runs

A year after Kris Harvey totaled 25 home runs in 2005, second-most in the nation, Andy D'Alessio provided the big bat in the Tiger lineup in 2006 with 23 long balls. In 2007, he had 17 homers, giving him 59 in his career, tied for most in Tiger history. He tied Jeff Baker's mark that he set between 2000-02. D'Alessio has also hit 14 homers in the last 29 games of 2007. His 217 career RBIs were fourth-most in Tiger history as well.

Clemson Career Home Run Leaders

Rk	Player	Year(s)	HR
1.	Andy D'Alessio	2004-07	59
	Jeff Baker	2000-02	59
3.	Michael Johnson	2000-03	58
4.	Matthew LeCroy	1995-97	53
5.	Jim McCollom	1982-85	52
	Khalil Greene	1999-02	52
7.	Eric Macrina	1988-91	51
8.	Jim Crowley	1988-91	43
	Kurt Bultmann	1996-99	43
10.	Joe DeBerry	1989-91	35
	Keith Williams	1991-93	35
	Kris Harvey	2003-05	35

Clemson Career RBI Leaders

Rk	Player	Year(s)	RBI
1.	Khalil Greene	1999-02	276
2.	Jeff Baker	2000-02	226
3.	Jim McCollom	1982-85	218
4.	Andy D'Alessio	2004-07	217
5.	Kurt Bultmann	1996-99	214
6.	Michael Johnson	2000-03	213
7.	Gary Burnham	1994-97	209
8.	Matthew LeCroy	1995-97	208
9.	Jim Crowley	1988-91	197
10.	Bert Heffernan	1985-88	195

D'Alessio's Homers Came in Bunches

When he was "on," there were few power hitters in the country better than Andy D'Alessio. The Tiger senior hit 14 home runs in the last 29 games to bring his 2007 total to 17.

Against #19 Georgia Tech on April 28, the lefthanded slugger blasted two opposite-field home runs in Clemson's 10-3 win. Then on May 8 against Wofford at West End Field in Greenville, SC, he was 3-for-4 with a double and two home runs. Five days later at #2 Florida State, he belted two more homers in Clemson's 11-6 victory. It was his third multi-homer game of the season and 11th of his career, meaning 22 of his 59 career long balls came in multi-homer games.

D'Alessio Loved the Road

For Andy D'Alessio, he would have probably preferred playing on the road rather than at home. His numbers in 2007 backed that up. In 35 home games in 2007, the senior first-baseman hit just .262 with eight homers and 26 RBIs. But in 28 games away from home, including 23 on opponents' home fields and five at neutral sites, he batted a team-best .402 with nine doubles, a triple, nine homers, 24 RBIs, a .485 on-base percentage, and .839 slugging percentage. He led the team in batting average in games away from home by 86 points as well.

D'Alessio Earned National, ACC POTW Honors

Andy D'Alessio was one of three players selected as national player-of-the-week by **Collegiate Baseball** on May 14. He also earned ACC Player-of-the-Week honors for his efforts in five games from May 8-13. He was 10-for-19 (.526) with seven runs scored, two doubles, five homers, 11 RBIs, a 1.421 slugging percentage, and a .609 on-base percentage. He hit two homers and a double against Wofford at Greenville, SC on May 8, then hit three home runs in the series at #2 Florida State, leading the Tigers to two wins. On May 13, he slugged two homers with five RBIs in Clemson's 11-6 victory as well.

D'Alessio Named Myrtle Beach Regional MVP

Andy D'Alessio was named Myrtle Beach Regional MVP for his performance in three games from June 1-4, as Clemson captured the regional title with a 3-0 record. He was 6-for-12 (.500) with six runs scored, three doubles, two homers, six RBIs, and a 1.250 slugging percentage. D'Alessio was 0-for-4 against Saint John's, therefore he was 6-for-8 (.750) with six runs scored, three doubles, two homers, and six RBIs in two games at #10 Coastal Carolina.



2007 Clemson Baseball Notes



Hogan Boosted Tiger Lineup

Junior catcher Doug Hogan was in his first year as Clemson's starting catcher in 2007. But he wasted little time making an impact by blasting two solo homers in the Tigers' season-opening 14-0 win over George Mason on February 16. Hogan, who batted #9 in the lineup that game, entered the season with just one career homer, but became the second Tiger in as many years to hit two long balls in the season-opener.

Hogan, who hit four homers in the Tigers' first five games of 2007, went 26 straight games without a long ball until April 8 at Virginia Tech. There, he hit a three-run home run in the 10th inning to give Clemson a 5-2 win. He also hit a walkoff home run in the 11th inning to give Clemson a 3-2 win over #19 Georgia Tech on April 27.

On the season, he batted .350 with 44 runs scored, 15 doubles, three triples, 13 homers, and 46 RBIs. Not bad for a player who entered the season just 6-for-46 (.130) with a homer and seven RBIs in 46 career games. He has also swiped nine bases, tied for second-most on the team, and showed outstanding speed for a catcher.

Hogan Walked Away With ACC POTW Honor

Doug Hogan had a week to remember from April 24-29. In five games, four of which were against teams ranked in the nation's top 20, he was 9-for-18 (.500) with six runs scored, three homers, six RBIs, and five walks to earn ACC Player-of-the-Week honors. He also had a .625 on-base percentage and 1.000 slugging percentage on the week.

On April 24 against Elon, he went 2-for-3 with three runs scored, two homers, and five RBIs. One of the two long balls was a grand slam, the first by a Tiger in 2007. Therefore, it was his second multi-homer game of the season.

Then against #19 Georgia Tech on April 27, he led off the 11th inning with a walkoff home run to left-center to give Clemson a dramatic 3-2 come-from-behind victory. It was the Tigers' 20th all-time walkoff homer.

His extra-inning heroics were nothing new for the Tigers, as his 10th-inning, three-run homer at Virginia Tech gave Clemson a 5-2 victory on April 8. His two extra-inning home runs are the only two by a Tiger since 2004, when Lou Santangelo hit a 10th-inning home run at #10 North Carolina in Clemson's 4-2 win.

Hogan Hot in NCAA Tournament Play

Doug Hogan was a big reason the Tigers advanced to a super regional for the seventh time in the ninth year of the format. In five NCAA Tournament games, the Tiger catcher was 12-for-20 (.600) with four runs scored, two doubles, a triple, two homers, five RBIs, a 1.100 slugging percentage, and .636 on-base percentage. His .600 batting average in the tourney was the best mark by a Tiger in a single NCAA Tournament in history. Hogan also ended the season on a 15-game hitting streak. He had a 13-game hitting streak earlier in 2007 as well, therefore he had the two longest hitting streaks in 2007.

Chalk Had a 50-Game On-Base Streak

Brad Chalk (Greer, SC) ended his sophomore season by reaching base safely in each of the last 27 games. And since he did the same in the first 23 games that he played in 2007, he reached base via a hit, walk, or hit-by-pitch in 50 straight games. That streak came to an end against Miami (FL) on March 30. He hit safely in 45 of those 50 games as well.

Overall in 2007, the junior hit .366 with a .483 on-base percentage, both team-bests. He walked 32 times, was hit-by-pitch six times, and struck out just 16 times, a trend that was evident throughout his career. He has walked 107 times, hit-by-pitch 23 times, and struck out only 56 times in 177 career games and 509 at-bats. He was also a .356 career hitter with a .469 on-base percentage.

He was hampered by a back injury in 2007 that forced him to miss the final 15 games of the regular season. The Tigers' leadoff batter missed a total of 19 games in 2007 due to injury as well.

Chalk Named to Wallace Award Watch List

Brad Chalk was one of 112 players named to the 2007 Brooks Wallace Award Watch List, announced on May 2. The award is presented annually to the nation's top college baseball player. Chalk hit a team-best .366 with a .483 on-base percentage in 45 games in 2007.

Harbin Pulled Double Duty

Junior middle infielder Taylor Harbin (Travelers Rest, SC) had to make the move from second base, where he was a 2007 preseason first-team All-American, to shortstop due to the loss of regular shortstop Stan Widmann. Harbin's preseason accolades were due in a large part to his defensive prowess. He performed well at the tougher defensive position of shortstop after starting there since game #7 of the 2007 season.

Harbin was also a "doubles" machine" since stepping onto the field for the first time in 2005. He entered the 2007 season with 48 doubles in his first two years, and he had 19 in 2007, giving him 67 in his three-year career. That mark is fourth-most in school history.

Clemson Career Double Leaders

Rk	Player	Year(s)	2B
1.	Khalil Greene	1999-02	^95
2.	Kurt Bultmann	1996-99	82
3.	Gary Burnham	1994-97	77
4.	Taylor Harbin	2005-07	67
5.	Bert Heffernan	1985-88	63
6.	Chuck Baldwin	1984-87	62
7.	Shane Monahan	1993-95	60
8.	Jim Crowley	1988-91	57
	Patrick Boyd	1998-01	57
10.	Jim McCollom	1982-85	56

^ - NCAA record

Harbin, Chalk Academic All-District III Picks

Junior outfielder Brad Chalk and junior middle infielder Taylor Harbin were both named Second-Team Academic All-District III, announced on May 10 by **ESPN The Magazine**. Both were sport management majors. Chalk had a 3.55 career GPA entering the spring semester, while Harbin had a 3.47 career GPA entering the spring. Both were also starters since their freshman seasons.

Tiger Tidbits

Clemson's Record...

In All Games:	41-23
At Home:	25-11
In Road Games:	12-11
At Neutral Sites:	4-1
In All ACC Regular-Season Games:	18-12
In Home ACC Regular-Season Games:	9-6
In Road ACC Regular-Season Games:	9-6
In All Non-ACC Regular-Season Games:	18-8
In Home Non-ACC Regular-Season Games:	16-5
In Road Non-ACC Regular-Season Games:	1-3
In Neutral Non-ACC Regular-Season Games:	1-0
In ACC Tournament Games:	2-1
In NCAA Tournament Games:	3-2
In February:	7-1
In March:	11-7
In April:	11-7
In May:	9-6
In June:	3-2
On Monday:	1-0
On Tuesday:	4-2
On Wednesday:	8-2
On Thursday:	0-1
On Friday:	7-8
On Saturday:	11-6
On Sunday:	10-4
After a Loss:	14-8
Against Top-25 Teams:	11-9
Against Top-10 Teams:	7-6
Against Top-5 Teams:	4-4
In Day Games:	26-12
In Night Games:	15-11
Against Lefty Starters:	13-11
Against Righty Starters:	28-12
In 1-Run Games:	12-7
In 2-Run Games:	3-5
In 3-Run Games:	8-6
When Scoring First:	27-9
When Leading at the End of 7 Innings:	32-1
When Trailing at the End of 7 Innings:	3-17
When Tied at the End of 7 Innings:	5-5
When Leading at the End of 8 Innings:	33-1
When Trailing at the End of 8 Innings:	2-18
When Tied at the End of 8 Innings:	5-4
In Extra Innings:	4-1
When Scoring 5 or More Runs:	32-7
When Allowing Less Than 5 Runs:	31-6
When Out-Hitting Opponents:	28-5
When Clemson Has 10 or More Hits:	30-6
When Clemson Hits a Home Run:	27-11
When Clemson Commits 0 or 1 Errors:	26-17

Inning-By-Inning Scoring

Team	1	2	3	4	5	6	7	8	9	Ex.
Clemson	37	41	51	47	44	58	53	42	12	9
Opponents	25	20	31	28	56	35	39	26	27	5

Tiger Multiple Hit Game Leaders

#	Player	2	3	4	5+	Total
35	Marquez Smith	18	7	1	--	26
30	Doug Hogan	17	7	--	--	24
4	Taylor Harbin	14	8	--	--	22
18	Addison Johnson	15	4	--	--	19
24	Andy D'Alessio	10	7	1	--	18
	Clemson	120	50	2	1	173
	Opponents	122	31	1	0	154

Tiger Multiple RBI Game Leaders

#	Player	2	3	4	5+	Total
4	Taylor Harbin	10	6	1	1	18
24	Andy D'Alessio	9	4	1	1	15
35	Marquez Smith	6	7	--	1	14
30	Doug Hogan	5	4	--	1	10
	Clemson	57	27	3	5	92
	Opponents	42	9	5	1	57



2007 Clemson Baseball Notes



2007 Tiger Homers

#	Player ^(#)	Opponent (Date)	Inn.	Outs	H	L/R
1.	Hogan ⁽¹⁾	George Mason (2/16)	4	0	1	R
2.	Hogan ⁽²⁾	George Mason (2/16)	8	0	1	L
3.	Smith ⁽¹⁾	George Mason (2/18)	7	2	2	R
4.	Paulsen ⁽¹⁾	High Point (2/21)	3	1	2	R
5.	Hogan ⁽³⁾	High Point (2/21)	5	1	2	R
6.	Hogan ⁽⁴⁾	Pacific (2/23)	5	0	1	L
7.	Widmann ⁽¹⁾	Pacific (2/23)	6	0	1	L
8.	Smith ⁽²⁾	Pacific (2/24) ⁽²⁾	5	2	3	R
9.	D'Alessio ⁽¹⁾	Winthrop (2/28)	6	1	2	R
10.	Harbin ⁽¹⁾	Winthrop (2/28)	7	2	2	R
11.	D'Alessio ⁽²⁾	Memphis (3/9)	9	2	1	R
12.	D'Alessio ⁽³⁾	Memphis (3/10)	1	2	2	R
13.	Smith ⁽³⁾	Memphis (3/10)	6	0	2	R
14.	Harbin ⁽²⁾	*Duke (3/16)	5	1	3	R
15.	Smith ⁽⁴⁾	*Duke (3/17)	1	1	2	R
16.	Johnson ⁽¹⁾	*Duke (3/17)	4	0	1	R
17.	Mitchell ⁽¹⁾	Western Carolina (3/20)	3	2	2	L
18.	Paulsen ⁽²⁾	Gardner-Webb (3/27)	3	0	3	L
19.	Paulsen ⁽³⁾	Western Carolina (3/28)	6	2	2	R
20.	Smith ⁽⁵⁾	Virginia Tech (4/6) ^V	5	0	2	R
21.	Harbin ⁽³⁾	Virginia Tech (4/7)	1	1	1	L
22.	Smith ⁽⁶⁾	Virginia Tech (4/8)	1	2	1	R
23.	Hogan ⁽⁵⁾	Virginia Tech (4/8)	10	0	3	R
24.	D'Alessio ⁽⁴⁾	South Carolina (4/18)	9	2	1	L
25.	D'Alessio ⁽⁵⁾	*Virginia (4/20)	6	2	2	R
26.	Smith ⁽⁷⁾	*Virginia (4/22)	8	2	1	R
27.	Hogan ⁽⁶⁾	Elon (4/24)	2	2	4	L
28.	D'Alessio ⁽⁶⁾	Elon (4/24)	7	0	1	L
29.	Hogan ⁽⁷⁾	Elon (4/24)	7	0	1	L
30.	Paulsen ⁽⁴⁾	South Carolina (4/25)	7	1	3	L
31.	Hogan ⁽⁸⁾	*Georgia Tech (4/27)	11	0	1	R
32.	D'Alessio ⁽⁷⁾	*Georgia Tech (4/28)	3	1	1	R
33.	D'Alessio ⁽⁸⁾	*Georgia Tech (4/28)	8	2	1	L
34.	D'Alessio ⁽⁹⁾	*Boston College (5/5)	8	0	1	R
35.	Smith ⁽⁸⁾	*Boston College (5/6) ⁽¹⁾	3	2	1	L
36.	Harbin ⁽⁴⁾	*Boston College (5/6) ⁽¹⁾	6	2	1	L
37.	Harbin ⁽⁵⁾	*Boston College (5/6) ⁽¹⁾	8	2	2	R
38.	Smith ⁽⁹⁾	*Boston College (5/6) ⁽²⁾	3	2	2	R
39.	Smith ⁽¹⁰⁾	*Boston College (5/6) ⁽²⁾	7	2	4	R
40.	Hogan ⁽⁹⁾	#Wofford (5/8)	2	0	1	R
41.	D'Alessio ⁽¹⁰⁾	#Wofford (5/8)	4	0	1	L
42.	Paulsen ⁽⁵⁾	#Wofford (5/8)	6	2	1	R
43.	D'Alessio ⁽¹¹⁾	#Wofford (5/8)	8	1	1	R
44.	Harbin ⁽⁶⁾	#Wofford (5/8)	8	1	1	R
45.	Harbin ⁽⁷⁾	Furman (5/9)	8	0	1	R
46.	D'Alessio ⁽¹²⁾	*Florida State (5/11)	4	0	1	R
47.	Boyd ⁽¹⁾	*Florida State (5/12)	1	1	1	R
48.	D'Alessio ⁽¹³⁾	*Florida State (5/13)	1	1	3	R
49.	Harbin ⁽⁸⁾	*Florida State (5/13)	6	0	2	R
50.	D'Alessio ⁽¹⁴⁾	*Florida State (5/13)	7	1	2	R
51.	Hogan ⁽¹⁰⁾	College of Charleston (5/15)	4	2	2	R
52.	Burgess ⁽¹⁾	College of Charleston (5/15)	4	2	3	R
53.	Mitchell ⁽²⁾	College of Charleston (5/15)	4	2	1	R
54.	Smith ⁽¹¹⁾	College of Charleston (5/15)	8	2	2	R
55.	Harbin ⁽⁹⁾	*N.C. State (5/18)	6	1	2	L
56.	Boyd ⁽²⁾	*N.C. State (5/19)	3	0	1	R
57.	Hogan ⁽¹¹⁾	*N.C. State (5/19)	3	2	1	R
58.	D'Alessio ⁽¹⁵⁾	\$Coastal Carolina (6/3)	2	2	2	R
59.	Smith ⁽¹²⁾	\$Coastal Carolina (6/3)	8	2	3	R
60.	D'Alessio ⁽¹⁶⁾	\$Coastal Carolina (6/4)	1	2	2	R
61.	Smith ⁽¹³⁾	\$Coastal Carolina (6/4)	4	1	2	R
62.	Harbin ⁽¹⁰⁾	\$Coastal Carolina (6/4)	4	1	2	R
63.	D'Alessio ⁽¹⁷⁾	¶Mississippi State (6/8)	6	0	2	R
64.	Harbin ⁽¹¹⁾	¶Mississippi State (6/8)	6	0	1	L
65.	Hogan ⁽¹²⁾	¶Mississippi State (6/8)	8	2	1	R
66.	Hogan ⁽¹³⁾	¶Mississippi State (6/9)	4	0	1	L

* - ACC regular-season game; # - Greenville, SC; \$ - NCAA Regional at Myrtle Beach, SC; ¶ - NCAA Super Regional at Starkville, MS; ^V - due to inclement weather, game was completed on Apr. 7; ^H - 1...solo, 2...2-run, 3...3-run, 4...grand slam; Note: **Bold** denotes a Clemson home game.

Smith Left His Marq at Third Base

Senior third-baseman Marquez Smith (Ocala, FL) had a day to remember against Boston College on May 6. In a doubleheader that day, he was a combined 5-for-7 with a double, three home runs, and eight RBIs. He hit a two-run homer in the first game of the day, then hit two homers and a double with six RBIs in the second game. His last homer was a grand slam in the seventh inning with two outs and the Tigers trailing 6-3. His long ball gave Clemson a 7-6 win and enabled the Tigers to claim the series 2-1 over the Eagles.

Thanks to going 6-for-11 (.545) with two doubles, three homers, and eight RBIs in three games that week, he was named ACC Player-of-the-Week. It was the second time he received that honor, as he was Co-ACC Player-of-the-Week during the 2006 season.

Then at #10 Coastal Carolina on June 3, he hit a key three-run homer on an 0-2 pitch with two outs in the eighth inning to extend Clemson's lead from one to four runs. It was one of two homers for the senior in the Myrtle Beach Regional, and it helped him earn all-tourney honors.

Overall in 2007, Smith batted .336 with 13 doubles, two triples, 13 homers, 56 RBIs, 54 runs scored, and a .418 on-base percentage. He was the only Tiger to start every game in 2007.

In his two seasons in the Clemson program, he was a career .315 hitter with 33 doubles, three triples, 23 homers, and 104 RBIs in 130 games.

Kopp Arrested Batters

Junior righthander David Kopp (Margate, FL) had a 6-3 record and 3.79 ERA in 18 starts in 2007. In a team-high 99.2 innings pitched, he allowed 108 hits (.276 opponents' batting average) and 29 walks with 75 strikeouts. In ACC regular-season games, he was even better. In nine conference starts, he was 3-0 with a 3.54 ERA and 42 strikeouts against only 16 walks in 53.1 innings pitched.

In one of his best starts on April 21, he pitched 7.0 masterful innings against #6 Virginia, a team that entered the week 13th in the nation in batting average. He allowed just two hits, no runs, and two walks with five strikeouts in a no-decision. He also allowed just one earned run in 6.0 innings pitched to earn the win against #19 Georgia Tech on April 28.

In his three-year career, Kopp had a 16-8 record and 4.18 ERA in 32 starts and 28 relief appearances. In 228.1 innings pitched, he allowed 233 hits (.268 opponents' batting average) and 76 walks with 167 strikeouts.

Kopp Earned All-ACC Tournament Honors

David Kopp earned All-ACC Tournament honors for his gem against #3 Florida State on May 26. The Margate, FL native led Clemson to a 5-1 victory in front of a Jacksonville, FL crowd comprised mostly of Seminole fans. It was Clemson's third win in four meetings against Florida State in 2007, all games played in the state of Florida.

All he did was pitch a complete game, allowing just six hits, one unearned run, and no walks with seven strikeouts against the nation's best hitting team in terms of batting average. Florida State entered the tourney with a team batting average of .360.

It was also a special performance considering the opposing pitcher. Seminole starter Bryan Henry entered the tournament with a 14-0 record in 2007 and the most victories in the nation. But the Tiger junior outpitched the ACC Pitcher-of-the-Year, as Kopp nearly missed a shutout when Florida State scored an unearned run in the ninth inning.

Moskos Moved Up Charts

Junior lefthander Daniel Moskos (Alta Loma, CA) entered the 2007 season as one of the most prolific closers in the country after serving in the same role for Team USA during last summer when the club captured the gold medal at the world championships in Cuba. In 21.0 innings pitched, he had an 0.86 ERA and six saves, as he allowed just eight hits and four walks with 35 strikeouts.

He kept up his impressive stats for the Tigers in 2007. In 17 relief appearances and 10 starts, he had a 3-6 record, six saves, and 3.29 ERA. The hard-thrower allowed 80 hits and 29 earned runs with 78 strikeouts in 79.1 innings pitched.

Moskos had 10 saves in 2006, which alone placed him 10th all-time in Clemson history in that category. With his six saves in 2007, he had 16 in his career, tied for fourth-most in school history. He also made 81 career appearances, fifth-most in Tiger history.

Clemson Career Save Leaders

Rk	Player	Year(s)	Saves
1.	Scott Winchester	1993-95	34
2.	Jay Bevis	1969-72	20
3.	Patrick Hogan	2001-04	18
4.	Daniel Moskos	2005-07	16
	Nick Glaser	2000,01	16
6.	Dave Woessner	1977-79	14
	Paul Harrelson	2000-03	14
8.	Mike Milchin	1987-89	13
	Scott Clackum	1997,98	13
10.	Len Bradley	1979,80	12

Clemson Career Appearance Leaders

Rk	Player	Year(s)	App.
1.	Matt Addition	1997-00	98
2.	Thomas Boozer	1999-02	88
	Jeff Hahn	2002-05	88
4.	Scott Winchester	1993-95	87
5.	Daniel Moskos	2005-07	81
6.	Patrick Hogan	2001-04	79
7.	Brian Barnes	1986-89	78
	Steve Reba	1999-02	78
	Paul Harrelson	2000-03	78
10.	Aaron Jersild	1988,90-92	75

Moskos a Golden Spikes Award Semifinalist

Junior lefthander Daniel Moskos was one of 50 semifinalists for the Golden Spikes Award, announced May 1 by USA Baseball. The award goes to the nation's top college player. The ACC led all conferences with 10 semifinalists. Moskos was 3-6 with a 3.29 ERA and six saves in 17 relief appearances and 10 starts in 2007. In 79.1 innings pitched, he allowed 80 hits and 33 walks with 78 strikeouts.

In May, Moskos was also one of 106 pitchers named to the Roger Clemens Award Watch List, which goes to the nation's top pitcher.



2007 Clemson Baseball Notes



Moskos Drafted #4 Overall By Pirates

Junior lefthander Daniel Moskos was selected in the first round of the Major League Baseball Draft by the Pittsburgh Pirates on June 7. The native of North Augusta, SC was the #4 selection of the entire draft, and also the second player from college baseball. Lefthander David Price of Vanderbilt (#1 overall pick to the Devil Rays) was the only college player taken ahead of Moskos.

Moskos had a 3-6 record and 3.29 ERA along with six saves in 17 relief appearances and 10 starts in 2007. In 79.1 innings pitched, he allowed 80 hits and 33 walks with 78 strikeouts.

Overall, Moskos' #4 selection tied for the second-highest draft pick in Clemson baseball history. Kris Benson was the #1 pick of the draft in 1996 by the Pittsburgh Pirates, while teammate and fellow righthander Billy Koch was the #4 selection that year (Toronto Blue Jays).

Clemson's Highest Major League Draft Picks

Year	Player	Pick	Team
1996	Kris Benson	1	Pirates
2007	Daniel Moskos	4	Pirates
1996	Billy Koch	4	Blue Jays
1987	Bill Spiers	13	Brewers
1999	Mike Paradis	13	Orioles
2002	Khalil Greene	13	Padres
2006	Tyler Colvin	13	Cubs
1979	Mike Sullivan	22	Reds
1995	David Miller	23	Indians

Clyne Had 31.1 Scoreless-Inning Streak

Righthander Stephen Clyne (Parkland, FL), who received his undergraduate degree in management in May of 2007, pitched 16.0 innings over eight relief appearances in 2007 before finally allowing a run at Western Carolina on March 20. He allowed 44 hits (.260 opponents' batting average) and 18 walks with 48 strikeouts while tallying a 5-2 record, 2.58 ERA, and three saves in 2007.

Clyne went the last 15.1 innings of 2006 without allowing a run, meaning he had a streak of 31.1 consecutive innings pitched over 16 relief appearances without allowing a run dating back to 2006. That mark was just behind the school record of 32.2 consecutive scoreless innings pitched by Scott Berney. Berney, a starter, opened the 2000 season, his first and only as a Tiger, by not allowing a run until there were two outs in his 33rd inning on the mound that year.

Clyne's value to the team had been as a long reliever in the first half of 2007, and he did well in that role in his fifth season in the program. But after Daniel Moskos moved to the weekend rotation, Clyne took over as one of the team's closers.

Clyne had an 8-3 record, 2.84 ERA, and five saves in 66 career relief appearances (98.1 innings pitched). He also allowed just two homers and 34 walks with 104 strikeouts, good for a 3.06 strikeout-to-walk ratio. Clyne was the only fifth-year senior on the 2007 team.

Farina Mowed Them Down Out of the Bullpen

Junior righthander Alan Farina (Chuluota, FL) was 6-3 with a 3.77 ERA in 57.1 innings pitched over 23 relief appearances and two starts in 2007. He also struck out 72 against 27 walks and held opponents to a .206 batting average. In ACC regular-

season games, he had 46 strikeouts in only 31.0 innings pitched as well, good for a 13.35 strikeouts-per-nine-innings-pitched mark.

He was a strikeout machine out of the bullpen as well. In his 23 relief appearances, he was 6-3 with a 2.84 ERA in 50.2 innings pitched. The power pitcher also allowed just 35 hits (.200 opponents' batting average), 27 of which were singles, and 19 walks with 68 strikeouts out of the bullpen.

D.J. Played a Different Tune in 2007

Sophomore utility player D.J. Mitchell (Rural Hall, NC) started all 13 postseason contests in right field in 2006 after Travis Storrer went down with an injury, and he performed well, hitting .311 in those 13 games. He also platooned in the outfield with several different Tigers in 2007.

But unlike 2006, he added pitcher to his resumé during the 2007 season. He did not appear on the mound for the Tigers in 2006, but he had a successful summer with Thomasville in the Coastal Plain League. There, he had a 2.25 ERA and a save in 16.0 innings pitched over nine relief appearances. Mitchell also earned the victory in a starting role in the league championship game.

Mitchell made his Tiger debut on the mound against George Mason on February 16. He pitched 2.0 perfect innings with a strikeout in the Tigers' 14-0 victory over the Patriots. Then against High Point on February 21, he earned his first career win. In 4.0 innings pitched in relief, he allowed one run on three hits with six strikeouts in the Tigers' 11-3 win.

Against #5 South Carolina on April 25 at Doug Kingsmore Stadium, he earned the starting nod. In 6.0 innings pitched, he allowed just four hits, one run, and three walks with six strikeouts to record the victory in the Tigers' 14-5 win.

After the earning the win in a start against Wofford on May 8 thanks to 5.0 scoreless innings pitched, Mitchell made his first career weekend start at #2 Florida State on May 13. Against the nation's top-hitting team, he celebrated his 20th birthday with another victory. He allowed five hits and four earned runs in 6.0 innings pitched in Clemson's 11-6 series-clinching win. He allowed just three hits and one earned run in the first six innings before the Seminoles scored three runs off him in the seventh inning.

He also earned the win in the championship game of the Myrtle Beach Regional against #10 Coastal Carolina on June 4 by allowing just one run with six strikeouts in 5.0 innings pitched in a starting role.

Overall in 2007, Mitchell was 5-0 with a 3.27 ERA in 52.1 innings pitched over eight relief appearances and seven starts. He also had 49 strikeouts against only 16 walks and held opponents to a .241 batting average. Clemson had a 7-0 record in his seven starts on the mound as well.

He has contributed at the plate. He hit .208 overall with seven sacrifice bunts, eight stolen bases, and 13 walks in 130 at-bats. His ninth-inning single against Georgia on April 4 tied the score, then he came around to score the winning run in Clemson's dramatic 11-10 victory.

2007 Honors

#12 Wilson Boyd • OF • *Fr.

- Bob Bradley Award winner as Clemson's MVP of the four-game series against South Carolina

#8 Brad Chalk • OF • Jr.

- Second-round draft pick of the Padres
- Brooks Wallace Award Watch List
- Second-Team All-ACC selection
- Myrtle Beach (SC) Regional All-Tournament selection
- Second-Team Academic All-District III by **ESPN The Magazine**

#36 Stephen Clyne • RHP • *Gr.

- Third-round draft pick of the Mets

#24 Andy D'Alessio • 1B • Sr.

- 19th-round draft pick of the Giants
- Second-Team All-ACC by SEBaseball.com
- Myrtle Beach (SC) Regional MVP
- Myrtle Beach (SC) Regional All-Tournament selection
- National Player-of-the-Week by **Collegiate Baseball**
- ACC Player-of-the-Week

#25 Alan Farina • RHP • Jr.

- Third-round draft pick of the Blue Jays

#4 Taylor Harbin • 2B/SS • Jr.

- Eighth-round draft pick of the Diamondbacks
- Second-Team All-ACC selection
- Myrtle Beach (SC) Regional All-Tournament selection
- Second-Team Academic All-District III by **ESPN The Magazine**

#30 Doug Hogan • C • *Jr.

- 16th-round draft pick of the Indians
- Myrtle Beach (SC) Regional All-Tournament selection
- ACC Player-of-the-Week

#47 David Kopp • RHP • Jr.

- Second-round draft pick of the Cardinals
- All-ACC Tournament selection

#19 Alex Lee • OF • Fr.

- All-ACC Academic Team member

#41 Daniel Moskos • LHP • Jr.

- First-round draft pick of the Pirates
- Golden Spikes Award Semifinalist
- Roger Clemens Award Watch List
- Second-Team All-ACC selection
- All-ACC Academic Team member

#35 Marquez Smith • INF • Sr.

- Eighth-round draft pick of the Cubs
- First-Team All-ACC selection
- Second-Team All-ACC by SEBaseball.com
- Myrtle Beach (SC) Regional All-Tournament selection
- ACC Player-of-the-Week

#22 Matt Vaughn • RHP • So.

- All-ACC Academic Team member

#6 Stan Widmann • SS • Jr.

- 39th-round draft pick of the Athletics

#31 P.J. Zocchi • RHP • *Jr.

- 36th-round draft pick of the Indians



Walking Off

Clemson's All-Time Walkoff Home Runs

Player	Opponent (Date)	Score	RBI
Bill Barnett	Furman (4/22/53)	13-12	1
Calvin Weeks	East Tennessee State (3/15/69)	5-4	1
Mike Ward	Virginia Tech (3/21/69)	5-4	1
Billy Weems	Toledo (3/24/77)	5-3	2
Bill Foley	Mississippi (5/20/77)	8-7	1
Robbie Allen	Wake Forest (3/14/80)	5-4	1
Jimmy Key	Wake Forest (4/24/81)	6-5	1
Chuck Baldwin	Alabama (4/2/85)	5-4	1
Brian Kowitz	Georgia (2/25/88)	13-12	1
Joe DeBerry	Ohio (3/20/90)	6-4	2
Billy McMillon	Columbus (3/30/91)	2-1	1
Chad Phillips	Missouri State (3/20/93)	5-4	1
Seth Brizek	N.C. State (4/8/94)	10-8	2
Doug Livingston	Coastal Carolina (3/2/96)	8-7	3
Eric DeMoura	North Carolina (5/6/97)	5-4	3
Jeff Baker	Winthrop (4/3/02)	6-4	2
Michael Johnson	East Tennessee State (4/23/03)	6-3	3
Brad McCann	Georgia Tech (4/25/03)	9-7	3
Tyler Colvin	Oral Roberts (6/9/06)	11-8	4
Doug Hogan	Georgia Tech (4/27/07)	3-2	1

Walkoff Hits Under Jack Leggett

Player	Opponent (Date)	Score	Hit	RBI
Gary Burnham	Wake Forest (3/5/94)	5-4	1B	1
Seth Brizek	N.C. State (4/8/94)	10-8	HR	2
Mike Eydenberg	Wake Forest (4/10/94)	6-5	1B	1
David Miller	North Carolina (3/31/95)	3-2	1B	1
Doug Livingston	Coastal Carolina (3/2/96)	8-7	HR	3
Eric DeMoura	North Carolina (5/6/97)	5-4	HR	3
Kurt Bultmann	N.C. State (4/17/98)	11-10	1B	1
Brian Ellis	South Carolina (4/21/99)	5-4	1B	2
Patrick Boyd	Virginia (5/1/99)	5-4	1B	1
Kurt Bultmann	N.C. State (5/19/99)	7-6	1B	1
Brian Ellis	Wake Forest (4/15/00)	6-5	2B	1
Casey Stone	Florida State (5/7/00)	5-4	1B	1
Khalil Greene	Coastal Carolina (4/11/01)	8-7	1B	1
Steve Pyzik	North Carolina (4/28/01)	10-9	1B	1
Zane Green	Virginia (5/13/01)	5-4	1B	1
Khalil Greene	South Carolina (3/3/02)	11-10	2B	1
Jeff Baker	Winthrop (4/3/02)	6-4	HR	2
Jeff Baker	Nebraska (6/14/02)	11-10	2B	1
Russell Triplett	Winthrop (3/4/03)	5-4	1B	1
Michael Johnson	East Tennessee State (4/23/03)	6-3	HR	3
Brad McCann	Georgia Tech (4/25/03)	9-7	HR	3
Steve Pyzik	Duke (5/4/03)	7-6	1B	1
Garrick Evans	North Carolina (5/11/03)	5-4	2B	1
Russell Triplett	N.C. State (4/23/04)	2-1	1B	1
Zane Green	N.C. State (4/24/04)	4-3	1B	1
Travis Storrer	Charleston Southern (5/5/04)	3-2	1B	1
Russell Triplett	North Carolina (5/26/04)	7-6	1B	1
Andy D'Alessio	Virginia (4/16/05)	3-2	1B	1
Taylor Harbin	Georgia Tech (4/30/05)	6-5	1B	2
Tyler Colvin	Florida State (5/13/06)	4-3	1B	1
Ben Hall	Georgia Tech (5/25/06)	3-2	1B	1
Tyler Colvin	Oral Roberts (6/9/06)	11-8	HR	4
Addison Johnson	Georgia (4/4/07)	11-10	2B	1
Doug Hogan	Georgia Tech (4/27/07)	3-2	HR	1
Alex Lee	Miami (FL) (5/23/07)	5-4	1B	1
Brad Chalk	Saint John's (6/1/07)	3-2	1B	1

Note: Walkoff homers in **bold**.

Hinson Showed Consistency on the Mound

Sophomore lefthander Ryan Hinson (Rock Hill, SC) was a weekend starter most of the 2007 season. In 14 starts and five relief appearances, he was 6-2 with a 2.74 ERA along with 60 strikeouts in 82.0 innings pitched.

In 14 of his first 15 career starts, he has allowed two earned runs or less. In 2006, he made 18 relief appearances and one start. In only one of those 19 appearances did he allow more than two earned runs.

In one of his best starts of his career on April 22, he shut down #6 Virginia, a team who entered the game hitting .328. He took a no-hitter against the Cavaliers into the seventh inning and picked up the win in Clemson's 2-1 victory. In 6.1 innings pitched, he allowed just one hit and no runs.

Overall in his career, Hinson is 10-2 with a 3.04 ERA in 23 relief appearances and 15 starts. He also has a career .234 opponents' batting average.

Tigers Take Two of Three From George Mason

Clemson, ranked #1 in the country, won two of three games over George Mason from February 16-18 at Doug Kingsmore Stadium. Tiger batters combined for a .272 batting average, while Clemson held the Patriots to a .194 batting average and outscored them 20-9. Brad Chalk had five hits and walked three times, while Doug Hogan hit two home runs. Clemson's pitching staff had a 2.67 ERA and struck out 27 batters against eight walks. The starting rotation of P.J. Zocchi, David Kopp, and Ryan Hinson combined to allow just one run in 15.0 innings pitched as well.

In game-one on February 16, Clemson totaled 20 hits on its way to a 14-0 victory over the Patriots. It was the most runs by a Tiger team in a season-opener since 1989. Every Tiger starter had at least one hit, while Chalk, Taylor Harbin, and Hogan had three hits apiece. Hogan added two solo home runs and three RBIs. Clemson's eight-run seventh inning put the game out of reach. Zocchi pitched 6.0 innings, allowing one hit, no runs, and no walks with six strikeouts to earn the victory. George Mason managed just two hits and committed four errors.

In game-two on February 17, Jason Bour hit a three-run homer in the sixth inning to give George Mason the lead for good in its 5-1 victory over the Tigers. After Kopp pitched 5.0 scoreless innings, George Mason scored four runs in the sixth inning off two Tiger relievers. Clemson, who saw its 17-game home winning streak come to an end, totaled just two hits, while it committed three errors and threw six wild pitches. Lefthander Mike Modica pitched 6.0 innings, allowing one hit and one run to earn the victory. Andy D'Alessio's sacrifice fly in the fourth inning scored Clemson's only run of the game. Brad Chalk's 17-game hitting streak also came to an end, as he was 0-for-2 with two walks.

In game-three on February 18, Clemson rallied from a 4-2 deficit to defeat George Mason 5-4. The Patriots scored three runs in the fifth inning, but Marquez Smith hit a two-out, two-run homer in the seventh inning to tie the score. After getting out of a jam in the top of the eighth inning, the Tigers plated the go-ahead run in the bottom of the eighth when Harbin's sharp grounder to third was booted by Ryan Uphouse, allowing Hogan to score. The Patriots

outhit the Tigers 8-6, but George Mason pitchers allowed nine walks. Daniel Moskos pitched the final 1.2 innings without allowing a hit or run to pick up the win. Clemson also stole four bases, but left 11 runners on base.

Tiger Bats Awaken in 11-3 Win Over High Point

Clemson, ranked #2 in the nation, scored six runs in the third inning en route to an 11-3 victory in six innings over High Point at Doug Kingsmore Stadium on February 21. The Tigers trailed 2-0 after the first inning, but a run-scoring single by Taylor Harbin followed by a double by Andy D'Alessio, a triple by Marquez Smith, and a two-run homer by Ben Paulsen, his first hit as a Tiger, highlighted the six-run third inning. Doug Hogan also added a two-run homer in the fifth inning, as Clemson totaled 12 hits in all. D.J. Mitchell pitched 4.0 innings in relief, allowing one run on three hits with six strikeouts to earn the win. The start was delayed over three-and-a-half hours by inclement weather, then the game was called in the bottom of the sixth due to thick fog in the area.

Clemson Sweeps Pacific in Battle of Tigers

Clemson, ranked #2 in the nation, swept Pacific in three games on February 23, 24 at Doug Kingsmore Stadium. Clemson outscored Pacific 17-10 and won two one-run games. Clemson hit .321 in the series to Pacific's .271, as Pacific left 33 runners on base and was just 4-for-36 (.111) with runners in scoring position. Pacific also scored first in all three games only to see Clemson rally to victory each time. Brad Chalk was 8-for-12 to lead Clemson, while Doug Hogan (7-for-13) and Stan Widmann (4-for-8) also had productive series. Clemson pitchers also combined for a 1.86 ERA and 31 strikeouts in the three games.

In game-one on February 23, Clemson overcame a 3-0 deficit to defeat Pacific 8-3. Clemson scored three runs in the fifth inning to tie the score. A dropped foul ball by Erik Hamren in the fifth inning allowed Taylor Harbin to double in a run and Marquez Smith to single home the tying run. In the sixth inning, Clemson scored five runs, highlighted by Smith's two-run single to cap the scoring. Hogan and Widmann added solo homers, while Chalk was 3-for-3 with two walks, meaning he reached base in all five of his plate appearances. Stephen Clyne pitched 5.1 innings in relief to earn the victory. He allowed just three hits, no runs, and one walk with five strikeouts.

In game-two, which was the first game of a doubleheader on February 24, Addison Johnson scored the winning run from second base in the 11th inning when shortstop Josh Powers' throw was errant to first base on Brad Chalk's infield single in Clemson's 4-3 victory over Pacific. Clemson matched Pacific's two-run second inning with two runs in the bottom of the second on Widmann's two-run single. Widmann had all three of Clemson's RBIs. Clemson left 12 runners on base, while Pacific stranded 11. Pacific outhit Clemson 12-10, including four hits by Joe Oliveira, but Pacific could not come through with a clutch hit. Daniel Moskos earned the win thanks to 3.0 scoreless innings pitched in relief.

In game-three, which was the second game of a doubleheader on February 24, Smith's three-run



homer in the fifth inning was the difference in Clemson's 5-4 win over Pacific. For the third straight game, Clemson faced an early deficit only to rally to victory. Pacific outhit Clemson 11-10, but it stranded 13 runners on base. Chalk paced Clemson with a 3-for-3 performance, while Hogan added two hits and an RBI. David Kopp did not allow an earned run in 5.0 innings pitched to earn the win, while Matt Vaughn picked up his first career save by pitching 2.0 scoreless innings with three strikeouts.

Tigers Homer Past Winthrop 6-4

Taylor Harbin's two-run homer in the seventh inning proved to be the difference in #2 Clemson's 6-4 victory over Winthrop at Doug Kingsmore Stadium on February 28. The Eagles scored four runs in the fifth inning to take a 4-1 lead. But Andy D'Alessio hit a towering two-run homer in the sixth inning to cut Winthrop's lead to one run. After tying the score on an Eagle error in the seventh, Harbin's long home run later in the frame put the Tigers on top for good. Winthrop outhit the Tigers 10-8, but five of Clemson's hits went for extra bases. Stephen Clyne pitched 3.0 scoreless innings in relief of one-hit ball to earn the win, while Daniel Moskos pitched a perfect ninth inning to record the save.

Gamecocks Take Two From Tigers

South Carolina, ranked #4 in the nation, won both games of a home-and-home series against #2 Clemson on March 3,4. The Gamecocks outscored the Tigers 15-2 and outhit Clemson .167 to .284.

South Carolina hit three home runs on its way to a 12-0 victory over Clemson at Doug Kingsmore Stadium on March 3. The shutout broke Clemson's streak of 165 consecutive home games of scoring at least one run dating back to 2002. Justin Smoak had a game-high three hits and three RBIs, including a two-run homer. Phil Disher and James Darnell each hit three-run homers and totaled four RBIs, while the Tigers had just two hits the entire game. South Carolina also left just three runners on base and had 12 hits in the game. Harris Honeycutt pitched 7.0 innings, allowing two hits, no runs, and four walks with seven strikeouts to record the win.

Trent Kline's run-scoring single in the ninth inning lifted South Carolina to a 3-2 victory over Clemson at Sarge Frye Field on March 4. Clemson tied the score 1-1 on Marquez Smith's run-scoring single in the seventh inning, then took a 2-1 lead on Addison Johnson's RBI single in the eighth inning. With two outs and no one on base, South Carolina rallied for a run in the bottom of the eighth inning on Disher's RBI double. Andy D'Alessio and Smith each had two hits for the Tigers, who outhit South Carolina 8-7. Ryan Hinson pitched 6.0 strong innings in a starting role. He allowed only four hits, one run, and one walk with five strikeouts in a no-decision.

Tigers Blank Coastal Carolina 4-0

Four pitchers combined to lead #6 Clemson to a 4-0 shutout victory over #17 Coastal Carolina at Doug Kingsmore Stadium on March 7. Starter P.J. Zocchi picked up the win by pitching 5.1 innings, while Daniel Moskos struck out three of the four batters he faced to record the save. Matt Zoltak and Stephen Clyne combined with Moskos to pitch 3.2 hitless innings in relief. The Tigers did not allow

an extra-base hit as well. Ahead 1-0 late in the game, the Tigers scored three runs in the eighth inning, highlighted by Marquez Smith's RBI double down the left-field line. Clemson outhit the Chanticleers 11-5, including three hits apiece by Smith and Brad Chalk, and two doubles by Taylor Harbin.

Clemson Wins Last Two Against Memphis

Clemson, ranked #6 in the nation, won two of three games over Memphis from March 9-11 at Doug Kingsmore Stadium. Clemson outscored Memphis by a combined score of 19-10 and had its only loss come in 10 innings. Clemson hit .301 to Memphis' .222 and stole nine bases while committing only two errors. Brad Chalk was 5-for-7 with three walks, three hit-by-pitches, and four steals, while Andy D'Alessio was 7-for-12 with a double and two home runs. Clemson's pitchers also had a 3.21 ERA and 28 strikeouts while allowing just four extra-base hits.

In game-one on March 9, Josh Irvin's two-run single in the 10th inning lifted Memphis to a 6-4 victory over Clemson. Memphis took a 4-0 lead in the fifth inning thanks to a two-run homer by Joseph Lieberman. But Clemson rallied with one run in the fifth and two in the seventh. Then with two outs in the ninth inning, D'Alessio hit a towering solo homer to right-center to tie the score. But Irvin's bases-loaded single in the 10th proved to be the difference. Clemson put 17 runners on base, but only scored four runs and stranded 11 on base. Clemson was also 0-for-9 with runners in scoring position. D'Alessio had a game-high three hits. Matt Vaughn pitched 3.1 scoreless innings in relief, allowing one hit and no walks with six strikeouts as well.

In game-two on March 10, Clemson scored five runs in the sixth inning on its way to an 8-2 victory over Memphis. D'Alessio went 3-for-4 with a two-run homer in the first inning. After Memphis tied the score 2-2, Clemson erupted for five runs in the sixth, highlighted by Marquez Smith's two-run homer to left field. Chalk added a two-run single in the frame. Stephen Clyne picked up the win by pitching 3.1 scoreless innings in relief of one-hit ball with four strikeouts. Ryan Hinson allowed just two runs in 5.2 innings pitched with six strikeouts as well. Two Memphis errors led to four unearned runs scored by Clemson.

In game-three on March 11, five pitchers held Memphis to four hits in Clemson's 7-2 victory. Clemson scored two runs in the second inning and two more in the third. After Memphis cut Clemson's lead to 4-2 in the top of the fifth inning, Clemson responded with two runs in the bottom of the fifth inning on a wild pitch and RBI single by Addison Johnson. Johnson had two hits and a team-high two RBIs, as Clemson had 10 hits overall. Clemson also stole seven bases, including two each by Chalk and Taylor Harbin. Alan Farina allowed just two hits in 4.2 innings pitched in his first career start, while Brock Schnabel picked up his first win as a Tiger by pitching 1.1 scoreless innings in relief.

Clemson Blanks Georgia Southern 3-0

Four pitchers combined to hold Georgia Southern to three hits in #6 Clemson's 3-0 victory at Doug Kingsmore Stadium on March 14. David Kopp earned the win by tossing 5.0 innings of two-hit ball, while Matt Zoltak, Stephen Clyne, and Daniel

Moskos combined to pitch the final 4.0 innings to close out the win. Moskos also earned the save with a scoreless ninth inning. The Tigers upped their scoreless innings streak against the Eagles to 44 innings over the last five meetings. Ben Paulsen hit a run-scoring double in the sixth inning, then Doug Hogan's RBI single in the eighth gave the Tigers an insurance run. Clemson had 10 hits as a team as well.

Tigers Sweep Duke to Open ACC Schedule

Clemson, ranked #6 in the nation, swept Duke by a combined score of 22-12 in three games from March 16-18 at Doug Kingsmore Stadium. The Tigers hit .297 to Duke's .214 in the series, including a team-best 6-for-11 (.545) by Addison Johnson. Brad Chalk was also 5-for-10 (.500) with four walks. Daniel Moskos recorded two saves, while the Tigers had a 3.00 team ERA and 26 strikeouts.

In game-one on March 16, Clemson jumped out to a 6-0 lead and held on for a 6-4 victory over Duke in the Tigers' ACC opener. Clemson scored two runs in the third inning, then Taylor Harbin's three-run homer in the fifth inning put the Tigers ahead 5-0. Duke scored three unearned runs in the eighth inning after the first two batters were retired, then put the tying run on first base in the ninth before Moskos shut the door to earn the save. Starter P.J. Zocchi pitched 7.0 scoreless innings of three-hit ball with eight strikeouts to record the win. The Blue Devils outhit the Tigers 8-6, but Clemson turned two crucial double plays in the game.

In game-two on March 17, Clemson totaled 12 hits, including seven for extra bases, in its 7-2 win over Duke. The Tigers scored four runs on five hits in the first inning, capped by Marquez Smith's two-run homer. Johnson led off the fourth with his first career home run, then a two-out, two-run single by Andy D'Alessio gave Clemson a 7-0 lead. Every Tiger starter had at least one hit, including two hits and three RBIs by D'Alessio. Ryan Hinson earned the win by allowing two runs on five hits in 6.1 innings pitched, while D.J. Mitchell pitched 2.2 scoreless innings in relief with four strikeouts to close out the game. Both teams were errorless as well.

In game-three on March 18, five Tiger relievers combined to pitch 7.0 scoreless innings in Clemson's 9-6 victory over Duke. Matt Vaughn earned his first career win by pitching 4.0 scoreless innings, while Moskos pitched a perfect ninth inning to record the save. The Blue Devils scored four runs in the first inning, but the Tigers answered with four runs in the bottom of the first, capped by J.D. Burgess' two-out, two-run single. Burgess, who was starting for an injured Harbin, tallied the first three RBIs of his career. Duke scored two more runs in the third inning, then Clemson regained the lead in the bottom of the third with three runs, including the go-ahead run on David Bunnell's two-out, run-scoring single. All nine Tiger starters scored a run, while only four of Clemson's nine runs were earned thanks to two costly Blue Devil errors.

Western Carolina Tops Clemson 6-3

Western Carolina scored five runs in the sixth inning to defeat #6 Clemson 6-3 at Hennon Stadium on March 20. D.J. Mitchell's first career homer, a two-run shot in the third inning, gave Clemson a 2-0



lead. With the Tigers leading 3-1, the Catamounts scored five runs on four hits in the sixth inning, highlighted by former Tiger John Ingram's go-ahead, run-scoring single to right field. All six of the Catamount runs came in the fifth and sixth innings, while they were retired in order in the other six innings. Clemson did not have a leadoff batter reach base all game and left seven runners on base to the Catamounts' two, as Western Carolina plated six of its nine baserunners in the game. Stephen Clyne's consecutive-scoreless-inning streak also came to an end at 31.1 innings, just shy of the school record of 32.2.

Terrapins Take Two of Three From Tigers

Maryland won two of three games at Shipley Field from March 23-25 despite Clemson outscoring the Terrapins by a combined score of 9-8 in the series. Clemson hit .238 in the series, including a team-best 4-for-11 performance by Andy D'Alessio. Clemson's pitching staff had a 2.13 ERA and struck out 30 against nine walks in the series. The Tigers also allowed just two extra-base hits, both doubles.

In game-one, Chad Durakis' walkoff double in the ninth inning gave Maryland a 4-3 victory over Clemson on March 23. Durakis' two-bagger was the only extra-base hit of the game, as Maryland outhit Clemson 11-8. The Tigers had scored three runs in the ninth inning, highlighted by Alex Burg's two-run single up the middle, to tie the score. Terrapin starter Casey Baron pitched 8.0 superb innings, allowing four hits, no runs, and one walk with seven strikeouts, but did not factor in the decision. Clemson reliever Alan Farina struck out eight in 4.0 innings pitched, as four Tiger pitchers combined for 15 strikeouts.

In game-two, Maryland scored four runs in the fifth inning en route to a 4-1 win over Clemson on March 24. After scoring a run in the fifth, A.J. Casario hit a potential inning-ending, double-play grounder, but David Bunnell could not field the ball. The Terrapins, who had seven hits (all singles), made Clemson pay with three more runs in the frame. The Tigers, who had four hits, scored a run in the eighth on a double off the top of the fence in left field by Taylor Harbin, but the Tigers were 0-for-5 with runners in scoring position in the game. Ryan Hinson suffered his first career loss despite pitching 6.2 effective innings.

In game-three, Head Coach Jack Leggett picked up career win #1,000 in Clemson's 5-0 victory over Maryland on March 25. Leggett became the 29th coach in NCAA Division I history to reach the 1,000-win mark. David Kopp pitched 7.0 innings, allowing six hits, no runs, and no walks with five strikes to earn the win. Three Tiger pitchers combined to face just three batters over the minimum. Clemson scored three runs in the second inning and two more in the sixth inning. The Tigers had 12 hits and 19 baserunners, but stranded 12 on base. Five different Tigers had two hits apiece, while the Terrapins committed four errors.

Tigers Erupt in 14-2 Win Over Gardner-Webb

Ben Paulsen went 5-for-5 with a homer and six RBIs in #11 Clemson's 14-2 victory over Gardner-Webb at Doug Kingsmore Stadium on March 27. Paulsen became the first Tiger to total more than

three hits and three RBIs in a game in 2007, as he hit a three-run homer in the third inning, and added a double and four runs scored. The Tigers had 21 hits in all, including hits by 12 different players and all nine starters. Taylor Harbin added three hits and two RBIs. Matt Vaughn pitched 5.0 effective innings in a starting role to record the win, while four relievers combined to pitch the final 4.0 innings to close out the game. Head Coach Jack Leggett was not at the game, as he was with his ailing father in Vermont.

Tigers Blast Western Carolina 15-6

Behind 16 hits, #11 Clemson defeated Western Carolina 15-6 at Doug Kingsmore Stadium on March 28. The Tigers scored in six straight innings beginning with the second frame. Ten different Tigers had at least one hit, while 12 different Tigers scored at least one run. Taylor Harbin had three hits and three RBIs, while Doug Hogan went 3-for-4 with a double and three runs scored. Ben Paulsen added a two-run home run and three RBIs, and Marquez Smith tallied three RBIs as well. Matt Zoltak earned his first career win, as he pitched 1.2 scoreless innings in relief. The Catamounts committed four errors, which led to seven unearned runs allowed by their pitchers.

Hurricanes Take Two From Tigers

Miami (FL) won the first and last games of a three-game series against #11 Clemson at Doug Kingsmore Stadium from March 30 to April 1. The Hurricanes outscored the Tigers 18-13 and outhit Clemson .276 to .268. Marquez Smith hit a team-best .444 with four walks. Clemson's pitchers had a 5.00 ERA and struck out 29 batters.

In game-one on March 30, Miami scored 10 unanswered runs to come away with a 10-3 victory over Clemson. The Tigers took a 3-0 lead in the third inning, but the Hurricanes responded with four runs in the fourth inning, highlighted by Dennis Raben's three-run homer. Miami added three runs in the seventh inning on Yonder Alonso's three-run long ball, then Alonso hit a solo homer in the ninth inning. The loss snapped Clemson's 21-game home ACC winning streak and seven-game winning streak over Miami. P.J. Zocchi suffered his first career loss. Brad Chalk's 50-game streak of reaching base also came to an end.

In game-two on March 31, three Tiger pitchers limited Miami to only three hits in Clemson's 4-1 victory. Starter Ryan Hinson earned the win by pitching 6.0 innings, allowing three hits, one run, and two walks with six strikeouts. Stephen Clyne pitched 2.0 hitless and scoreless innings, while Daniel Moskos pitched a perfect ninth inning to record the save. All three of Miami's hits came consecutively in the fifth inning when the Hurricanes scored their only run of the game. Clemson scored three runs in the third inning, aided by a Hurricane error. The Tigers tacked on another run in the fifth inning thanks in part to another error. Chalk had a game-high three hits, as Clemson totaled seven hits in the game.

In game-three on April 1, Miami rallied after an 89-minute rain delay to defeat Clemson 7-6. With the Hurricanes ahead 4-2, the Tigers tied the score in the fifth inning when Addison Johnson hit a run-scoring double and came around to score on a

passed ball. The Tigers took the lead the following inning on Ben Paulsen's RBI double to left field. But pinch-hitter Gus Menezes's two-out, bloop single in the seventh inning plated two runs and gave Miami the lead for good. Johnson led the Tigers with three hits and two RBIs. A throwing error by David Kopp on a potential double play led to three unearned runs for the Hurricanes in the fifth inning. Each team totaled three double plays as well.

Tigers Take Two Close Games From Georgia

Clemson, ranked #16 in the country, won both games of a midweek, home-and-home series against Georgia on April 3, 4. The Tigers outscored the Bulldogs 15-12 despite being outhit .307 to .279. Addison Johnson was 5-for-7 with three RBIs in the two games.

Alan Farina pitched 3.1 scoreless innings in relief to lead Clemson to a 4-2 win at Georgia on April 3. With Clemson up a run in the fifth inning, Farina shut down Georgia, as he allowed just one hit and no walks with three strikeouts to pick up his first win as a Tiger. Stephen Clyne pitched a scoreless ninth inning to record his first save since 2005. Taylor Harbin's two-run double in the fifth inning gave Clemson the lead for good, as he added another double later in the game. Brad Chalk and Johnson also had two hits apiece. The Tigers did not commit an error, and Clemson only allowed six Bulldog hits and no walks in the contest.

Johnson's two-out, walkoff double in the ninth inning lifted Clemson to an 11-10 win over Georgia at Doug Kingsmore Stadium on April 4. The Tigers trailed by a run in the ninth inning before Wilson Boyd hit a one-out triple. D.J. Mitchell singled home Boyd to tie the score, stole second, and scored on Johnson's double to left field, his third hit of the contest. Georgia outhit Clemson 17-11 and hit four home runs. The Bulldogs scored three runs apiece in the fifth, sixth, and seventh innings, but Clemson responded with runs in each of those innings, including a four-run seventh inning that was highlighted by Boyd's three-run triple. Clyne, the eighth pitcher of the night for Clemson, earned the win after retiring the only batter he faced.

Tigers Sweep Hokies in Chilly Blacksburg

Clemson, ranked #16 in the nation, swept Virginia Tech in chilly and windy Blacksburg, VA by a combined score of 19-10 from April 6-8, as the Tigers won all three games by three runs. The Tigers outhit the Hokies .286 to .262 and hit 11 extra-base hits, including four homers. D.J. Mitchell was 5-for-10, while Marquez Smith went 4-for-11 with two homers. Clemson, who committed only two errors in the series, had a 2.55 ERA and 24 strikeouts against only seven walks.

In game-one, Smith hit a two-run homer to lead Clemson to a 6-3 win at Virginia Tech in a game that started on April 6 and ended on April 7 due to snow. Neither team could break through with big hits, as Clemson left 12 runners on base and Virginia Tech stranded 11. Mitchell had three hits, including two doubles. The Hokies totaled 13 hits, but they were all singles. Matt Vaughn pitched 5.0 innings to earn the win in relief of Daniel Moskos, who allowed one run in 4.0 innings pitched in his first career start. The Tigers, who totaled five sacrifice bunts and three



steals, did not commit an error in 44 chances as well.

In game-two, David Kopp pitched 7.0 solid innings in Clemson's 8-5 victory at Virginia Tech on April 7. Kopp earned the win, as he allowed two runs on five hits with six strikeouts. The Tigers took control with four runs in the first two innings, highlighted by Mitchell's run-scoring single in the second inning. Clemson added three insurance runs in the eighth inning thanks in part to Wilson Boyd's two-run single through the left side. Taylor Harbin had two hits, including a solo home run, and Mitchell added two hits and two runs scored. Both teams had 10 hits as well.

In game-three, Doug Hogan blasted a three-run homer in the 10th inning to lead Clemson to a 5-2 win at Virginia Tech on April 8. Smith hit a solo home run in the first inning, but the Hokies scored single runs in the first and third innings to take the lead. Clemson tied the score in the seventh inning on Harbin's sacrifice fly. Smith led off the 10th inning with an infield single, then Ben Paulsen singled through the right side on a hit-and-run. Hogan followed with a towering three-run homer to left field, his first long ball in 27 games. Alan Farina pitched 4.1 hitless and scoreless innings in relief with seven strikeouts to earn the victory, while Stephen Clyne picked up the save.

Tigers Take Two of Three at Wake Forest

Clemson, ranked #14 in the nation, won two of three games at Wake Forest from April 13-15, as the Tigers won the first and last games of the series. Clemson did not commit an error in the series, while Tiger pitchers combined for 30 strikeouts against only four walks. Brad Chalk was 5-for-6, Wilson Boyd was 5-for-9, and Ben Paulsen was 5-for-10 to lead the Tigers, who out-hit Wake Forest .291 to .277 in the series.

In game-one, Daniel Moskos pitched 6.0 strong innings and five Tigers combined for 12 hits in Clemson's 6-2 victory at Wake Forest on April 13. Moskos struck out seven and allowed just one run to earn the win. D.J. Mitchell pitched 2.0 hitless and scoreless innings of relief to close out the game. Boyd and Chalk each had three hits, while Taylor Harbin added two hits and three RBIs. Addison Johnson went 2-for-3 with a triple and two runs scored as well. The Tigers' three-run sixth inning proved to be the difference. Clemson did not commit an error and held Wake Forest to 1-for-13 with runners on base.

In game-two, Brett Linnenkohl's walkoff single in the ninth inning gave Wake Forest a 6-5 victory over Clemson at Hooks Stadium on April 14. The loss snapped the Tigers' 17-game winning streak in the series. Tyler Smith walked to lead off the ninth inning, went to second on a balk, and scored two batters later on Linnenkohl's single over the head of Johnson in left field. After the Demon Deacons scored three runs in the fifth inning after the first two batters of frame were retired, Clemson scored four runs in the sixth inning on two-run doubles by both Doug Hogan and Mitchell. But Evan Ocheltree's solo homer in the bottom of the sixth inning tied the score. Mitchell and Chalk led Clemson with two hits apiece, while Linnenkohl had three of Wake Forest's 10 hits.

In game-three, Clemson escaped with a 5-4 victory at Wake Forest on April 15. The Demon Deacons scored two runs in the ninth inning and had the potential tying run on second base with one out before the game was eventually called due to heavy rain. The two teams waited 90 minutes until the game was finally called, and there was also a 69-minute weather delay at the end of the fourth inning. Ryan Hinson pitched 7.0 strong innings, allowing two runs on nine hits with eight strikeouts against no walks to earn the win. Andy D'Alessio went 3-for-4 with two doubles and three RBIs as well.

Gamecocks Clip Tigers 4-2 in Columbia

Four Gamecocks hit solo home runs to lead #4 South Carolina to a 4-2 victory over #13 Clemson at Sarge Frye Field on April 18. After hitting a solo homer in the first, the Gamecocks added three more solo homers in the third inning to take a 4-0 lead. Andy D'Alessio's RBI groundout in the fourth inning put the Tigers on the scoreboard, but both teams were scoreless until the ninth inning. D'Alessio's two-out, solo homer in the ninth cut South Carolina's lead to two runs, but the Tigers could get no closer. Each team had six hits and did not commit an error. Matt Vaughn pitched 4.2 solid innings in relief, allowing just one run on three hits.

Virginia Takes Two of Three at Clemson

Virginia, ranked #6 in the nation, won two of three games over #13 Clemson at Doug Kingsmore Stadium from April 20-22. Virginia, who totaled 13 steals, outscored the Tigers 9-5, but Clemson out-hit the Cavaliers .209 to .202. The Tigers were just 4-for-36 (.111) with runners on base and 2-for-19 (.105) with runners in scoring position in the series as well. Andy D'Alessio was 4-for-10 with a homer and three RBIs to lead Clemson. The Tigers had a 1.33 ERA, allowing just 20 hits and four earned runs with 28 strikeouts in 27.0 innings pitched. The three Tiger starting pitchers combined to allow just one earned run in 17.0 innings pitched as well.

In game-one on April 20, Jacob Thompson limited Clemson to three runs on six hits in 8.0 innings pitched to lead Virginia to a 5-3 win at Doug Kingsmore Stadium. Thompson allowed just one walk with six strikeouts to improve to 9-0 on the season. Only one of the five runs allowed by three Tiger pitchers were unearned, as Virginia scored three unearned runs in the fourth inning. Clemson pitchers fanned 14 Cavaliers as well. D'Alessio's two-run homer in the sixth inning cut Virginia's lead to a run. The Tigers had the potential tying run on second base in the ninth inning before Alex Lee struck out to end the game. Virginia out-hit the Tigers 11-7 and left 13 runners on base. The Cavaliers also stole nine bases in nine attempts.

In game-two on April 21, three Cavaliers combined on a four-hit shutout, as Virginia blanked Clemson 3-0 at Doug Kingsmore Stadium. Matt Packer, Michael Schwimer, and Casey Lambert combined to allow four hits and six walks, but stranded all 11 Tiger baserunners to notch the shutout. Clemson had the bases loaded in the ninth inning before D.J. Mitchell struck out to end the game. Virginia scored an unearned run in the eighth inning and two insurance runs in the ninth. Taylor Harbin

had a team-high two hits and a double, but Clemson was 0-for-10 with runners on base and did not have a leadoff batter reach base in an inning. Starter David Kopp pitched 7.0 scoreless innings of two-hit ball with five strikeouts.

In game-three on April 22, Ryan Hinson pitched 6.1 scoreless innings of one-hit ball to lead Clemson to a 2-1 win over Virginia at Doug Kingsmore Stadium. Hinson, who took a no-hitter into the seventh inning, allowed one hit with five strikeouts to earn the win. Alan Farina pitched the final 2.2 innings, allowing one run on two hits to pick up his first save as a Tiger. Clemson scored a run in the first on D'Alessio's run-scoring single. After Brandon Guyer robbed D'Alessio of extra bases and started a double play with a diving catch in left field in the eighth, Marquez Smith blasted a two-out, solo homer to up Clemson's lead to 2-0. Virginia scored a run in the ninth before Brandon Marsh grounded into a game-ending double play. Clemson out-hit Virginia 8-3, while the Cavaliers stranded 10 runners on base.

Elon Outlasts Tigers 13-12 in Slugfest

Elon used 12 hits and nine walks to defeat #17 Clemson 13-12 at Doug Kingsmore Stadium on April 24. After the Phoenix scored four runs in the top of the second, Clemson scored six runs in the bottom of the second, highlighted by Doug Hogan's grand slam, to take a 7-4 lead. But Elon chipped away and eventually took a 13-8 lead. Back-to-back homers by Andy D'Alessio and Hogan, his second of the game, in the seventh inning along with a two-out, two-run single by Alex Burg in the eighth inning brought Clemson to within a run, but the Tigers could get no closer. Hogan totaled a game-high five RBIs, while Wilson Boyd added three hits. Clemson out-hit Elon 13-12, but committed a costly error in the fifth inning that led to four unearned runs.

Tigers Pound Gamecocks 14-5 in Series-Finale

A seven-run seventh inning and 16 hits highlighted #17 Clemson's 14-5 victory over #5 South Carolina at Doug Kingsmore Stadium on April 25 in the last of four regular-season matchups between the two rivals. Ben Paulsen's three-run homer in the fifth inning put the Tigers ahead 9-3, and they never looked back. Wilson Boyd, who received the Bob Bradley Award for being Clemson's MVP in the four-game series, was 2-for-4 with a triple and four RBIs. Taylor Harbin added three hits and three RBIs. All 10 Tigers who played in the field scored at least one run and nine had at least one hit. Starter D.J. Mitchell pitched 6.0 innings to earn the win, as he allowed just one run on four hits with six strikeouts.

Tigers Top Georgia Tech Twice in Three Games

Clemson, ranked #17 in the nation, won two of three games over #19 Georgia Tech at Doug Kingsmore Stadium from April 27-29. The Tigers outscored the Yellow Jackets 16-11 and out-hit them .300 to .250. Doug Hogan was 5-for-11 (.455) with a homer and three walks, while J.D. Burgess was 4-for-9 (.444). Andy D'Alessio added four hits, including two homers, and three walks in the series. Clemson's pitching staff had a 1.86 ERA and 27 strikeouts while allowing 16 walks and no homers. The three Tiger starting pitchers combined to allow just two earned runs in 16.0 innings pitched as well.



In game-one on April 27, Hogan's walkoff homer in the 11th inning gave Clemson a 3-2 victory over Georgia Tech at Doug Kingsmore Stadium. The Yellow Jackets scored two runs in the 10th inning to break a scoreless tie, then the first two Tigers in the bottom of the 10th inning were retired. But pinch-hitter Alex Lee singled, D.J. Mitchell struck out but reached on a wild pitch, and Wilson Boyd singled to score Lee. All three batters had two-strike counts before reaching successfully. Mitchell later scored the tying run on a passed ball. Hogan then led off the next frame with a solo homer to left-center to give the Tigers the dramatic victory. Alan Farina pitched a perfect 11th inning to earn the win, while starter Daniel Moskos pitched 6.1 innings, allowing five hits and no runs with eight strikeouts.

In game-two on April 28, D'Alessio went 4-for-4 with two solo homers to lead Clemson to a 10-3 victory over Georgia Tech at Doug Kingsmore Stadium. The Tigers totaled 14 hits, as D'Alessio amassed his first career four-hit game and three runs scored, while Marquez Smith was 3-for-5 with three RBIs. Boyd, who hit two doubles, and Addison Johnson also added two hits apiece. The Tigers, who did not score more than two runs in any inning, scored in seven of the eight innings in which they batted, while Georgia Tech left 11 runners on base. Starter David Kopp picked up the win, as he allowed six hits, one earned run, and one walk with four strikeouts in 6.0 innings pitched.

In game-three on April 29, starter Ryan Turner pitched 5.2 strong innings to lead Georgia Tech to a 6-3 victory over Clemson at Doug Kingsmore Stadium. Turner allowed two runs on six hits to earn the win. The Yellow Jackets scored three unearned runs in the fourth inning and added another unearned run in the sixth to take a 5-0 lead. The Tigers rallied back to score two runs in the bottom of the sixth and one run in the eighth, but Clemson was only 2-for-14 with runners in scoring position and could not even the score. Clemson left 13 runners on base, including nine in scoring position. The Tigers out-hit the Yellow Jackets 11-8, including a 3-for-3 performance with two walks by Hogan. Georgia Tech was aided by 10 walks and two hit-by-pitches.

Clemson Takes Two Over Eagles in Close Games

Clemson, ranked #17 in the nation, won two of three games over Boston College at Doug Kingsmore Stadium on May 5, 6 in the first-ever meetings between the two at Clemson. The three games were decided by a total of four runs, as each team scored 17 runs in the series. Boston College out-hit the Tigers .314 to .276, but Clemson hit six home runs. Marquez Smith was 6-for-11 (.545) with two doubles, three homers, and eight RBIs in the series, while Addison Johnson was 5-for-11 (.455). The Tiger pitching staff had a 5.33 ERA and 26 strikeouts as well.

In game-one on May 5, Andy D'Alessio's lead-off home run in the eighth inning lifted Clemson to a 4-3 win over Boston College at Doug Kingsmore Stadium. The Tigers took a 2-0 lead in the fourth inning after the first two batters of the frame were retired. With Clemson ahead 3-1 after seven innings, Eric Campbell's two-out, two-run single in the eighth tied the score. But D'Alessio hit the first pitch of the bottom of the eighth over the fence in left-

center to give the Tigers the lead for good. Stephen Clyne pitched the final 1.2 innings with four strikeouts to pick up the win. Clemson, who out-hit Boston College 10-6, was led at the plate by Ben Paulsen's 3-for-3 performance. Johnson added two hits and two RBIs as well.

In game-two in the first game of a doubleheader on May 6, Boston College scored three runs in the ninth inning to defeat Clemson 8-6 at Doug Kingsmore Stadium. The Eagles scored two runs in the eighth inning to take a 5-3 lead, but the Tigers responded with three runs in the bottom of the eighth to take the lead, capped by Taylor Harbin's opposite-field, two-run homer. But Boston College scored three runs in the ninth and held on for the win to even the series. Boston College out-hit Clemson 17-9, as every Eagle starter had at least one hit. Harbin hit two homers with three RBIs, while Smith added a homer and two RBIs.

In game-three in the second game of a doubleheader on May 6, Smith hit two homers to lead Clemson to a 7-6 come-from-behind win over Boston College at Doug Kingsmore Stadium. The Tigers took a 3-0 lead in the third inning, highlighted by Smith's two-run homer. But the Eagles scored three runs in the fourth inning and three runs in the fifth, capped by Jared McGuire's two-run homer. But after the first two batters in the bottom of the seventh inning were retired, the Tigers loaded the bases. Smith then blasted a grand slam to center to give the Tigers lead for good. Smith was 3-for-4 with two homers, a double, and six RBIs. Matt Vaughn pitched 4.2 scoreless innings of two-hit ball with four strikeouts in relief to earn the win.

Tigers Hit Five Homers to Pound Wofford 12-3

Behind five home runs, including two by Andy D'Alessio, #16 Clemson blasted Wofford 12-3 at West End Field in Greenville, SC on May 8. The Tigers scored five runs in the second inning and cruised to victory, scoring in all but two of the eight innings in which they batted. Clemson hit five solo homers, as Doug Hogan, Ben Paulsen, and Taylor Harbin also hit long balls. Clemson totaled 15 hits, including nine extra-base hits, and nine walks. Six different Tigers had at least two hits. D'Alessio went 3-for-4 with a double, two homers, and three RBIs. Alex Lee went 2-for-3 and reached base four times as well. Starter D.J. Mitchell pitched 5.0 scoreless innings with five strikeouts to earn the win.

Furman Holds Tigers To Six Hits in 6-3 Victory

Four Furman pitchers held #16 Clemson to six hits in the Paladins' 6-3 victory at Doug Kingsmore Stadium on May 9. Reliever Spencer Hale limited Clemson to one run on three hits in 3.1 innings pitched to pick up the win. Nicholas Karow pitched 1.2 scoreless innings to earn the save as well. Andy D'Alessio's two-out, two-run single in the third inning gave Clemson a 2-1 lead, but the Paladins scored the next five runs. Paul Ortenzo's two-run double in the sixth inning and Bobby Hubbard's two-run triple in the eighth inning highlighted Furman's upset win. Taylor Harbin was 2-for-3 with a home run to lead Clemson, who was just 1-for-15 with runners on base. Five Tiger pitchers combined for 14 strikeouts as well.

Tigers Top #2 Seminoles Twice in Tallahassee

Clemson, ranked #16 in the nation, won two of three games at #2 Florida State from May 11-13. It was the Tigers' first series win in Tallahassee since 1993. Clemson hit .306 in the series and totaled 15 extra-base hits, including 10 doubles and five home runs. Andy D'Alessio was 6-for-13 (.462) with five runs scored, a double, three homers, and six RBIs. Doug Hogan added five hits, including three doubles. The pitching staff had a 6.23 ERA, while the Tiger defense turned six double plays as well.

In game-one on May 11, Tony Thomas, Jr. reached base in all five plate appearances to lead Florida State to an 11-1 win over Clemson at Dick Howser Stadium. Thomas was 3-for-3 with two doubles, a walk, hit-by-pitch, and two steals, as the Seminoles totaled 15 hits and were 9-for-13 with runners in scoring position. A six-run seventh-inning blew the game open for the Seminoles, who clinched the ACC Atlantic Division title with the victory. Starter Bryan Henry allowed eight hits, one run, and no walks with eight strikeouts to improve to 13-0 on the season. D'Alessio's solo homer in the fourth inning scored Clemson's lone run. The Tigers totaled 10 hits, but they were just 2-for-18 with runners on base.

In game-two on May 12, Clemson scored three runs in the ninth inning to top Florida State 7-6 at Dick Howser Stadium. Taylor Harbin tied the score in the ninth with a two-run double down the left-field line, then Hogan beat out a potential double play to allow D'Alessio to score the go-ahead run. The Seminoles took a 6-1 lead in the third inning, but they did not score the rest of the way. Alan Farina pitched 4.1 scoreless innings of relief, allowing just four hits and no walks with six strikeouts to record the win. It was the first time all season the Seminoles lost when leading at any time after the third inning.

In game-three on May 13, D'Alessio went 3-for-5 with two homers and five RBIs to lead Clemson to an 11-6 win over Florida State at Dick Howser Stadium. D'Alessio gave the Tigers an early lead on a three-run homer in the first inning. After the Tigers scored four runs in the sixth inning, D'Alessio blasted a two-run homer in the seventh inning to give Clemson a 10-2 lead. Florida State rallied with four runs in the seventh, but Stephen Clyne shut the door to record the save. D.J. Mitchell pitched 6.0 effective innings in his first career weekend start to earn the win on his 20th birthday. Clemson out-hit the Seminoles 12-7 and totaled eight extra-base hits, including a two-run homer by Harbin.

Tigers Trounce College of Charleston 19-7

Behind 10 runs in the fourth inning, #14 Clemson defeated College of Charleston 19-7 at Doug Kingsmore Stadium on May 15. The Tigers took a 14-4 lead with the 10 runs in the fourth, eight of which came with two outs. Doug Hogan, J.D. Burgess, and D.J. Mitchell each hit two-out homers in the frame. Every Tiger starter scored at least one run and the leadoff batter reached base in all eight innings in which Clemson batted. Taylor Harbin was 3-for-4 with a double and six RBIs, while Marquez Smith was 3-for-4 with a double, homer, and three RBIs. Mitchell added three of Clemson's 15 hits as well. Starter P.J. Zocchi picked up the win despite seeing the Tigers' consecutive-scoreless-inning streak versus the Cougars end at 30 over five games.



Wolfpack Takes Two Over Tigers in Raleigh

N.C. State defeated #14 Clemson twice in three games at Raleigh, NC from May 17-19 to close the regular season. The Wolfpack outscored the Tigers 20-15 and outhit them .330 to .257. Doug Hogan was 5-for-12 (.417) with four RBIs, while Marquez Smith, Addison Johnson, and Wilson Boyd added four hits apiece. Clemson's pitching staff had a 7.20 ERA thanks in part to 23 walks allowed. Neither team committed an error in the series as well.

In game-one on May 17, N.C. State used 14 hits and 11 walks to defeat Clemson 11-4 at Doak Field. Six Tiger pitchers combined to walk 11 batters, while N.C. State scored in five different innings. In each of those innings, the Wolfpack had the leadoff runner reach base, including four times via a walk. The Tigers cut a 5-1 deficit in half in the seventh inning on Boyd's two-run single, but N.C. State put the game out of reach with five runs in the eighth inning. Starter Clayton Shunick pitched 5.0 innings, allowing one unearned run on two hits to earn the win. Johnson led Clemson with two hits.

In game-two on May 18, Dallas Poulk's walkoff home run lifted N.C. State to a 6-5 win over Clemson at Doak Field. Taylor Harbin tied the score with a two-run homer in the sixth inning, then J.D. Burgess' RBI single in the seventh inning gave the Tigers a 5-4 lead. But Tommy Foschi hit a leadoff homer in the seventh inning, then Poulk hit the first pitch of the bottom of the ninth inning off and over the fence in right-center for his first career home run and a Wolfpack victory. Harbin had a game-high three RBIs to lead the Tigers.

In game-three on May 19, Ryan Hinson and P.J. Zocchi combined to pitch 4.1 scoreless innings in relief to lead Clemson to a 6-3 victory over N.C. State at Doak Field. Hinson earned the win by pitching 2.0 innings of one-hit ball, while Zocchi picked up the save with 2.1 innings pitched and four strikeouts. Hogan went 3-for-5 with a homer, double, and three RBIs, while Boyd added a solo homer. The Tigers built a 4-0 lead with three runs in the third inning and a 6-1 lead on Hogan's two-run double in the fifth inning. The Wolfpack had 16 baserunners, but grounded into two double plays and stranded 11 runners on base.

Clemson Goes 2-1 in ACC Tournament

Clemson went 2-1 in the ACC Tournament at The Baseball Grounds of Jacksonville (FL) from May 23-26. The Tigers defeated #25 Miami (FL) 5-4 in 13 innings, then fell to Wake Forest 3-2. Clemson rebounded to defeat #3 Florida State 5-1, but did not advance to the ACC Tournament Championship Game due to the tiebreaker in the new round-robin format. Clemson, who outscored its opponents by a combined score of 12-8, hit .262 with a .360 on-base percentage in the tourney. Marquez Smith had two hits in each game and was 6-for-13 (.462) in all. J.D. Burgess was 4-for-10 (.400) as well. The Tiger pitching staff had a 1.50 ERA and .220 opponents' batting average along with not allowing a home run.

In the Tigers' first game of the ACC Tournament on May 23, Alex Lee scored Addison Johnson on a suicide squeeze bunt with one out in the 13th inning to lift Clemson to a 5-4 victory over #25 Miami (FL). The Hurricanes scored a run in the top of the 13th, but the Tigers tied the score on Burgess' run-scoring

single in the bottom of the 13th. After Brad Chalk was intentionally walked to load the bases, Lee bunted a 1-0 pitch between the mound and third base, as Johnson easily scored the winning run. Alan Farina picked up the win in relief, as he allowed just one hit and one unearned run with six strikeouts in 3.2 innings pitched.

In Clemson's second game of the ACC Tournament on May 25, Brett Linnenkohl hit a walkoff single in the ninth inning to lift Wake Forest to a 3-2 win over Clemson. Clemson built a 2-0 lead with single runs in the fourth and fifth innings, including a run-scoring double by Doug Hogan in the fourth. But the Demon Deacons scored single runs in the seventh, eighth, and ninth innings. Wake Forest loaded the bases in the ninth thanks in part to two Tiger errors, then Linnenkohl grounded a single up the middle with no outs to plate the winning run. Clemson totaled just six hits and was only 1-for-11 with runners in scoring position.

In the Tigers' third game of the ACC Tournament on May 26, junior righthander David Kopp pitched a complete game to lead Clemson to a 5-1 win over #3 Florida State. The Margate, FL native pitched his first career complete game, allowing six hits, one unearned run, and no walks with seven strikeouts to earn All-ACC Tournament honors. The Tigers also handed Bryan Henry his first loss in 15 decisions in 2007. Four of Clemson's five runs came with two outs, including Johnson's two-out, run-scoring single in the second inning that put the Tigers ahead for good. Taylor Harbin was 2-for-4 with two runs scored, while Chalk added a triple and two RBIs.

Clemson Takes Myrtle Beach Regional Title

Clemson won all three of its games in the Myrtle Beach Regional by a combined score of 29-13 at Coastal Federal Field from June 1-4 to capture the regional title. The Tigers totaled eight doubles, two triples, and five homers, hitting .375 in the regional. Doug Hogan was 7-for-13 (.538), Taylor Harbin was 7-for-14 (.500) with a homer and four RBIs, and regional MVP Andy D'Alessio was 6-for-12 (.500) with six runs scored, three doubles, two homers, and six RBIs. Marquez Smith added two homers, six RBIs, and six runs scored. The Tiger pitching staff had a 3.33 ERA as well.

In the first game of the Myrtle Beach Regional on June 1, Brad Chalk's two-out, run-scoring single in the ninth inning capped Clemson's 3-2 come-from-behind win over Saint John's. Clemson tied the score in the eighth inning on Chalk's infield single, but the Red Storm's two-out rally in the top of the ninth put the Tigers behind a run again. Hogan hit a one-out triple in the bottom of the ninth, then scored on a wild pitch on ball #4 to Wilson Boyd. After Addison Johnson's single, Chalk hit a single through the left side, as Boyd just beat the throw home to give Clemson the walkoff victory. Chalk and Johnson each had three hits. Daniel Moskos pitched 8.0 strong innings, allowing only one run on seven hits. He also retired the last 12 batters he faced.

In the Tigers' second game of the Myrtle Beach Regional on June 3, D'Alessio went 3-for-4 with two doubles, a homer, and four RBIs to lead Clemson to an 11-8 win over #10 Coastal Carolina. Boyd, D'Alessio, Harbin, and Hogan all had three hits

apiece in Clemson's 16-hit attack. Clemson took a 4-1 lead in the first inning, then D'Alessio hit a two-run homer in the second inning. D'Alessio's double helped score Smith in the seventh inning to give Clemson a 7-6 lead, then the Tigers added four runs in the eighth inning, highlighted by Smith's two-out, three-run homer on an 0-2 pitch. Ryan Hinson earned the win in relief, as he got out of a one-out, bases-loaded jam in the sixth to keep the score tied.

In the championship game of the Myrtle Beach Regional on June 4, Clemson pounded out 20 hits en route to a 15-3 victory over #10 Coastal Carolina. Four different Tigers had at least three hits for the second game in a row, led by Smith's four hits, including a homer, four runs scored, and three RBIs. Chalk added three hits, while D'Alessio was 3-for-4 with a homer, double, and three runs scored. Harbin had three hits, including a homer, three runs scored, and four RBIs. The Tigers broke the game open with five runs in the third inning and six runs in the fourth inning. Starter D.J. Mitchell pitched 5.0 innings to earn the win, allowing six hits, one run, and one walk with six strikeouts.

Bulldogs Top Clemson Twice in Super Regional

Mississippi State, ranked #17 in the nation, defeated #5 Clemson twice in two games by a combined score of 16-11 in the Starkville Super Regional on June 8,9. Clemson hit .290 in the series with four home runs. Doug Hogan was 5-for-7 (.714) with two homers and three RBIs, Addison Johnson was 3-for-5 (.600) with a triple, and Marquez Smith was 4-for-7 (.571) with three runs scored. The Tiger pitching staff had a 6.35 ERA, while the team fielded at a .974 clip.

In game-one of the Starkville Super Regional on June 8, Mississippi State rallied from a 5-2 deficit to defeat Clemson 8-6 in front of 12,620 fans at Dudy Noble Field. After the Bulldogs tied the score 2-2 in the fifth inning, Clemson scored three runs in the top of the sixth inning thanks to a two-run homer by Andy D'Alessio and a solo homer by Taylor Harbin. D'Alessio's long ball was his 59th, tying the Tiger career record. But the Bulldogs responded with four runs in the bottom of the sixth, highlighted by Mitch Moreland's two-run homer to tie the score. Hogan added a solo home run in the eighth inning, but Aaron Weatherford pitched a scoreless ninth inning to record the save.

In game-two of the Starkville Super Regional on June 9, Mississippi State scored four runs in the second inning thanks to a costly Tiger error and never trailed again, as the Bulldogs downed Clemson 8-5 in front of 13,715 fans at Dudy Noble Field to advance to the College World Series. The Tigers outhit the Bulldogs 12-11, including three hits apiece by Smith and Hogan. Hogan added a solo homer. Down two runs in the seventh inning with two runners on base, Harbin hit a deep fly ball into the wind that was caught at the top of the fence. The Tigers were just 2-for-12 with runners in scoring position and left nine runners on base.



2007 Season Review Story



The 2007 season saw Clemson continue several records of success. The Tigers extended their streak of consecutive 39-win seasons to 22. Clemson also earned its 21st straight regional appearance and played in a super regional for the seventh time in the ninth year of the format.

Head Coach Jack Leggett also joined a distinguished club. With a 5-0 win at Maryland on March 25, he became just the 29th head coach in Division I history to reach the 1,000-win mark. He also became the second-youngest coach, at 53 years and 20 days, to reach the historic figure.

Clemson continued its tradition of playing rigorous schedules, as 34 of the Tigers' 64 games were against teams that competed in the 2007 NCAA Tournament. Clemson compiled an 18-16 record against the teams in the field, including an 11-10 record away from home. The Tigers, who totaled 22 come-from-behind wins, also went 11-9 against top-25 ranked teams, including winning 10 of the last 14 games.

The pitching staff finished the season with a 3.73 team ERA. Daniel Moskos was one of the leaders of the pitching staff with six saves and 27 appearances, including 10 starts. He struck out 78 in 79.1 innings pitched and had a 3.29 ERA.

D.J. Mitchell, one of the most versatile pitchers on the staff, made seven starts on the mound to go along with 33 starts in the outfield. The sophomore righthander was 5-0 with a 3.27 ERA in 15 appearances. At the plate, he had a .208 batting average along with two home runs.

A trio of Tigers finished the season with six wins. Sophomore lefthander Ryan Hinson made 14 starts in 19 appearances and finished 6-2 with a 2.74 ERA, fifth-best in the ACC. Junior righthander David Kopp was 6-3 in a team-high 99.2 innings pitched over 18 starts and had a 3.79 ERA. Junior Alan Farina was the final Tiger with six wins, as he was 6-3 with a 3.77 ERA in 25 appearances. The righthander struck out 72 in 57.1 innings pitched and had an opponents' batting average of .206.

Stephen Clyne emerged as one of the top relievers with a 5-2 record and 2.58 ERA in a team-leading 31 appearances, all out of the bullpen. Other key contributors included Matt Vaughn, who in 16 appearances was 4-0 with a 2.75 ERA. P.J. Zocchi also was 4-2 in 17 appearances, including nine starts.

Clemson returned only four starters in the field from the 2006 squad that finished 53-16 and played in the College World Series. Andy D'Alessio, Taylor Harbin, Stan Widmann, and Brad Chalk were joined by veterans Marquez Smith and Doug Hogan along with freshmen Wilson Boyd, Addison Johnson, Ben Paulsen, J.D. Burgess, and Alex Lee.

Chalk led Clemson offensively with a .366 batting average and .483 on-base percentage thanks to 32 walks and only 16 strikeouts. He had a streak of reaching base via a hit, walk, or hit-by-pitch that lasted 50 games from 2006 to 2007. Hogan also was a leader at the plate, hitting .350 with 13 homers, 15 doubles, and 46 RBIs thanks in part to a 12-for-20 performance in the NCAA Tournament.

D'Alessio again led the Tigers in power production, as he hit 17 homers with 50 RBIs and a .634 slugging percentage. Joining D'Alessio in the power department were Harbin and Smith. Smith, who was the only Tiger to start all 64 games, tied for

second on the team with 13 homers, and he added 13 doubles, 56 RBIs, a .560 slugging percentage. Harbin hit 11 homers along with 19 doubles for a .510 slugging percentage and team-high 62 RBIs.

Widmann looked to have a promising year at shortstop before a neck injury forced him out after only six games. In those games, he batted .409 with six RBIs and a .682 slugging percentage. With Widmann's injury, Burgess was thrust into action and led the team with 13 sacrifice bunts in 55 games. He also hit .340 in the last 14 games.

Johnson and Boyd provided solid play in the outfield and contributed at the plate during their freshman seasons. Boyd appeared in 62 games, batting .285 with 30 RBIs. Johnson started 58 games and hit .286 with 25 walks and 23 RBIs. He was one of the hottest Tigers in the NCAA Tournament, as he was 10-for-20 in the last six games.

Paulsen held down the DH spot for a majority of the season, as he hit .258 with five homers and 20 RBIs. Lee proved to be a reliable bat off the bench, hitting .288 in 37 games. Like Johnson, he had many clutch hits down the stretch.

Following the season, Smith was named First-Team All-ACC, the lone first-team selection for the Tigers. Moskos, Chalk, and Harbin all made the second team. Moskos, Vaughn, and Lee were also All-ACC Academic selections.

The Tigers had a school-record 11 players taken in the Major League Draft, tied for second-most in the nation. Seven Tigers were taken within the first eight rounds, including Moskos with the #4 overall pick of the draft by the Pirates. It tied for the second-highest draft pick in school history in any sport.

For the second consecutive season, the Tigers found themselves ranked #1 by **Baseball America** before they even played a game. Clemson started the year hosting George Mason. The Tigers won the season-opener 14-0 and dropped game-two 5-1. Clemson rebounded with a come-from-behind 5-4 victory to win the series.

The following week, the Tigers welcomed High Point and Pacific to Doug Kingsmore Stadium and responded with four wins in four games. The Tigers defeated High Point 11-3 in a fog-shortened, six-inning game and swept Pacific with three come-from-behind wins.

The Tigers split their next four games, all against in-state opponents. After defeating Winthrop 6-4, Clemson was swept by #4 South Carolina in a weekend home-and-home series by scores of 12-0 and 3-2. Clemson rebounded by defeating Coastal Carolina 4-0 in a preview of a regional matchup.

Clemson wrapped up non-conference, weekend play against Memphis. Clemson took two of three games from Memphis, including a four-hitter in the series-clinching 7-2 win. Following a three-hit shutout of Georgia Southern, Clemson headed into ACC play with an 11-4 record.

The Tigers swept Duke at home by a combined score of 22-12. Harbin's three-run homer paced the Tigers to a 6-4 opening victory. After a 7-2 win in game-two, Clemson capped off the sweep with a 9-6 victory in which every Tiger starter scored a run. Vaughn also picked up his first career victory.

Clemson traveled to Cullowhee, NC for a mid-week game and lost 6-3 to Western Carolina.

Mitchell hit his first career home run and Clyne had his consecutive-scoreless-inning streak come to an end at 31.1 innings. Clemson continued on the road to Maryland, where the Terrapins took two of three from the Tigers even though Clemson outscored Maryland by a combined score of 9-8 in the series.

The Tigers' offense exploded the next two games, picking up victories over Gardner-Webb and Western Carolina. In the 14-2 win over Gardner-Webb, Paulsen went 5-for-5 with a homer and six RBIs. The following night against the Catamounts, the potent offense continued, as 10 Tigers had a hit and 12 scored at least one run in the 15-6 win.

Miami (FL) took two of the three games from the Tigers during a weekend series at Doug Kingsmore Stadium. After Clemson built a 3-0 lead, the Hurricanes responded with 10 unanswered runs to take the opener. The loss snapped Clemson's 21-game home ACC winning streak and seven-game winning streak over the Hurricanes. The following night, three Tiger pitchers combined to three-hit Miami in Clemson's 4-1 victory. Miami took the series with a rain-soaked 7-6 win in game-three.

Clemson then took on Georgia in the annual midweek, home-and-home series. In Athens, the Tigers defeated the Bulldogs 4-2 behind Farina's 3.1 scoreless innings of relief. The following night at Clemson, the teams combined to score 21 runs and used 13 pitchers. The Tigers were down by five runs on two separate occasions, but they rallied each time. Johnson drove in Mitchell with a walkoff double to win the game 11-10. Clemson swept the regular-season series with Georgia for the first time since 2004.

Clemson continued its winning ways in Blacksburg, as it swept Virginia Tech. In game-one, Smith hit a two-run homer deep into the night to lead Clemson to a 6-3 win in a game that started on April 6 and ended the next day due to snow. After Kopp pitched 7.0 innings to lead Clemson to an 8-5 victory in game-two, the Tigers swept the series with a 5-2 win on Hogan's three-run homer to left field in the 10th inning.

The Tigers continued to play well on the road in the ACC, as they took two of three games from Wake Forest. In the series, the Clemson pitching staff combined for 30 strikeouts against only four walks. Boyd, Chalk, and Paulsen each had five hits apiece to lead the Tigers in the series. Moskos, making just his second career start, pitched 6.0 strong innings to help lead the Tigers to a 6-2 series-opening win. After dropping a 6-5 decision in game-two, Clemson escaped with a 5-4 win in game-three to claim the series. The game was called in the bottom of the ninth due to inclement weather.

Clemson then headed to Columbia to take on #4 South Carolina in game-three of the season series. Behind four solo homers, the Gamecocks defeated the Tigers 4-2 to clinch the season series. D'Alessio was responsible for both Tiger runs, as he had an RBI groundout and solo home run.

Clemson returned home for an 11-game homestand that started with the Tigers hosting #6 Virginia. The series proved to be a pitching battle, as the teams combined to score only 14 runs. The Tiger pitching staff had a 1.33 ERA in the series, allowing only four earned runs in 27.0 innings pitched. After dropping game-one 5-3 and game-



2007 Season Review Story



two 3-0, the Tigers took game-three of the series with a 2-1 victory. Hinson, who took a no-hitter into the seventh inning, pitched 6.1 scoreless innings of one-hit ball lead the Tigers to the win.

The Tigers then dropped a 13-12 slugfest to Elon. Hogan led the Tigers with a grand slam and solo homer. The following night, Clemson welcomed #5 South Carolina to town for the final game of the season series. The Tigers pounded the Gamecocks 14-5, as all 10 Tigers who played in the field scored at least one run and nine had at least one hit. Boyd went 2-for-4 and received the Bob Bradley Award as Clemson's MVP in the series.

The following weekend saw the Tigers welcome #19 Georgia Tech to Doug Kingsmore Stadium. The Tigers claimed game-one with a come-from-behind 3-2 win in 11 innings. Hogan hit a walkoff homer to lift the Tigers to victory after they trailed 2-0 heading into the bottom of the ninth inning. Riding momentum from the previous game, the Tigers defeated the Yellow Jackets again in game-two by a score of 10-3. D'Alessio went 4-for-4 with two solo homers to pace the Tigers. Clemson scored in seven of the eight innings in which it batted. The Tigers dropped the final game, as Georgia Tech won 6-3.

After a break for final exams, the Tigers welcomed Boston College in the first-ever meetings between the teams at Clemson. D'Alessio helped get the Tigers off to a good start in the series with a leadoff home run in the eighth inning to lead the Tigers to a 4-3 victory. Following a back-and-forth battle in game-two that saw the Tigers on the short end of an 8-6 decision, Smith led Clemson to a series victory in a 7-6 come-from-behind win. In the contest, Smith hit a two-run homer early in the game and blasted a grand slam in the seventh inning to put Clemson ahead for good. He was 3-for-4 with two homers, a double, and six RBIs in the game.

Clemson then played back-to-back games against Southern Conference teams Wofford and Furman. The Wofford game, held at Greenville's West End Field, was an offensive explosion for the Tigers. They totaled 15 hits, including five home runs, and nine walks. D'Alessio led the Tiger attack with two home runs, while Harbin, Hogan, and Paulsen each added solo long balls. The following night, Clemson hosted Furman and fell by a score of 6-3.

Clemson then ventured to Tallahassee to take on #2 Florida State. After Florida State trounced the Tigers 11-1 in the opening game, Clemson responded with a 7-6 come-from-behind win in game-two. The Tigers fell behind 6-1, but the offense began battling back. Farina held the Seminole bats at bay, pitching 4.1 scoreless innings of relief. The Tigers' comeback was completed by a three-run ninth inning, highlighted by a two-run double by Harbin. The loss was the Seminoles' first of the year when leading at any time past the third inning.

In the deciding game of the series, D'Alessio led the Clemson offense, going 3-for-5 with two homers and five RBIs in an 11-6 victory. Mitchell, making his first career weekend start, pitched 6.0 effective innings to earn the win. The victory gave the Tigers their first series victory in Tallahassee since 1993. Clemson also handed Florida State its only series loss of the season at home.

The Tigers returned to Doug Kingsmore Stadium for their final home game of the season against College of Charleston. Behind a 10-run fourth inning, Clemson won 19-7 to improve its record to 18-0 all-time against the Cougars. Every Tiger starter scored at least one run and the leadoff batter reached base in all eight innings in which Clemson batted. With the win, the Tigers finished the season 25-11 at home.

Clemson took to the road for its final regular-season series in Raleigh to face N.C. State. After dropping the first two games of the series, the Tigers rebounded to win the series-finale 6-3 behind Hogan along with strong pitching performances from Hinson and Zocchi. Hogan went 3-for-5 with a homer, double, and three RBIs. Hinson pitched 2.0 innings of one-hit ball in relief to earn the win and Zocchi picked up the save with 2.1 shutout innings. With the victory, the Tigers finished in second place in the ACC Atlantic Division and earned the #4 seed for the ACC Tournament at The Baseball Grounds of Jacksonville (FL).

In game-one in Jacksonville, Clemson defeated Miami 5-4 on Lee's walkoff suicide squeeze bunt in the 13th inning. Farina pitched 3.2 innings of one-hit ball to earn the win. The following day, Wake Forest defeated Clemson 3-2 on a walkoff single. In the Tigers' third game, Kopp pitched his first career complete game and led the Tigers to a 5-1 victory over #3 Florida State. Kopp allowed six hits, one unearned run, and struck out seven to earn All-ACC Tournament honors. With the win, the Tigers handed Bryan Henry his first loss in 15 decisions in 2007, and Clemson defeated the Seminoles three times in four meetings, all in the state of Florida. However, Clemson did not advance to the championship game due to the tiebreaker in the new round-robin format.

Clemson headed to Coastal Federal Field to play in the Myrtle Beach (SC) Regional during the opening weekend of the NCAA Tournament. Clemson, seeded #2, took on Saint John's in the opening game of the regional. Chalk hit a two-out, run-scoring single in the bottom of the ninth to cap Clemson's 3-2 come-from-behind win. Moskos pitched a career-high 8.0 effective innings, allowing only one run on seven hits. With the win, the Tigers advanced to meet host Coastal Carolina in the winners' bracket. Clemson won 11-8 behind D'Alessio's 3-for-4 day that included two doubles, a homer, and four RBIs. Boyd, Harbin, and Hogan each joined D'Alessio with three hits apiece to lead the Tigers' 16-hit attack.

Clemson then pounded out 20 hits in the championship game of the regional and defeated Coastal Carolina 15-3. Four different Tigers, including Smith, Chalk, D'Alessio, and Harbin, had at least three hits for the second game in a row. Mitchell pitched 5.0 innings to earn the win. D'Alessio was named regional MVP after going 6-for-12 with three doubles, two homers, six RBIs, and six runs scored. Joining D'Alessio on the all-tournament team were Chalk, Harbin, Hogan, and Smith. With the win, the Tigers advanced to the Starkville (MS) Super Regional.

In the opener in Starkville, Clemson lost game-one 8-6 after Mississippi State rallied back from a 5-2 deficit. D'Alessio hit a two-run homer in the top of the sixth inning for his 59th career home run, tying

the Clemson career record. Harbin and Hogan also added solo blasts in the contest.

The following day, the Bulldogs advanced to Omaha with an 8-5 win in front of a super-regional record 13,715 fans. Smith and Hogan led the Tiger attack with three hits apiece. In the series, Hogan was 5-for-7 (.714) with two homers and three RBIs, while he also ended the season on a 15-game hitting streak. Johnson (3-for-5) and Smith (4-for-7) were among the other leading Tiger hitters.

Clemson finished the season with a 41-23 record and was ranked #15 by **Baseball America**, #12 by **Collegiate Baseball**, and #13 by **Sports Weekly**.

For the fourth year in a row, Clemson set a home attendance record. The Tigers averaged 4,810 fans in 34 home dates.



2007 Clemson Overall Stats



2007 Clemson Baseball Overall Statistics for Clemson (as of Jun 10, 2007) (All games Sorted by Batting avg)

Record: 41-23 Home: 25-11 Away: 12-11 Neutral: 4-1 ACC: 18-12

Player	AVG	GP-GS	AB	R	H	2B	3B	HR	RBI	TB	SLG%	BB	HBP	SO	GDP	OB%	SF	SH	SB-ATT	PO	A	E	FLD%
8 Brad Chalk.....	.366	45-45	161	26	59	10	2	0	18	73	.453	32	6	16	1	.483	2	4	9-12	62	2	1	.985
30 Doug Hogan.....	.350	63-62	234	44	82	15	3	13	46	142	.607	22	3	59	1	.410	2	2	9-15	457	48	5	.990
35 Marquez Smith....	.336	64-64	250	54	84	13	2	13	56	140	.560	31	5	48	1	.418	1	4	6-10	27	112	12	.921
24 Andy D'Alessio....	.319	59-59	213	49	68	12	2	17	50	135	.634	33	3	49	2	.416	1	3	1-3	528	48	6	.990
4 Taylor Harbin....	.296	64-63	253	42	75	19	1	11	62	129	.510	14	7	20	6	.343	6	6	14-18	99	199	16	.949
18 Addison Johnson..	.286	61-58	217	35	62	8	5	1	23	83	.382	25	2	32	5	.365	0	6	8-11	79	5	3	.966
12 Wilson Boyd.....	.285	62-45	193	39	55	7	3	2	30	74	.383	17	1	31	1	.344	1	3	1-6	72	2	3	.961
10 Ben Paulsen.....	.258	58-46	178	27	46	9	0	5	20	70	.393	18	2	28	6	.332	1	2	0-0	67	4	1	.986

6 Stan Widmann.....	.409	6-6	22	5	9	1	1	1	6	15	.682	2	0	1	0	.458	0	0	3-3	6	19	0	1.000
19 Alex Lee.....	.288	37-9	52	12	15	2	0	0	6	17	.327	10	1	17	0	.413	0	3	1-2	17	0	0	1.000
1 J.D. Burgess.....	.236	55-45	140	21	33	3	1	1	16	41	.293	13	3	42	0	.312	1	13	1-2	81	136	7	.969
3 David Bunnell....	.234	29-14	47	7	11	3	0	0	6	14	.298	4	4	16	1	.345	0	1	0-0	24	39	4	.940
9 D.J. Mitchell....	.208	42-33	130	19	27	5	0	2	12	38	.292	13	0	19	3	.280	0	7	8-11	73	12	1	.988
13 Alex Burg.....	.196	47-24	97	12	19	3	0	0	9	22	.227	15	5	20	1	.328	2	1	1-1	66	7	3	.961
44 Buddy Munroe.....	.167	5-1	6	0	1	0	0	0	0	1	.167	0	0	3	0	.167	0	0	0-0	5	1	1	.857
29 Tim Morris.....	.059	13-2	17	2	1	0	0	0	0	1	.059	2	0	6	0	.158	0	0	0-0	21	0	0	1.000
37 Adam Ward.....	.000	3-0	0	0	0	0	0	0	0	0	.000	1	0	0	0	1.000	0	0	0-0	1	0	0	1.000
Totals.....	.293	64-64	2210	394	647	110	20	66	360	995	.450	252	42	407	28	.373	17	56	62-94	1717	738	74	.971
Opponents.....	.263	64-64	2187	292	575	93	14	41	261	819	.374	229	37	525	46	.341	11	51	68-88	1667	666	80	.967

LOB - Team (517), Opp (509). DPs turned - Team (57), Opp (44). CI - Team (3), HOGAN 3, Opp (1). IBB - Team (11), SMITH 4, CHALK 3, D'ALESSIO 3, PAULSEN 1, Opp (6). Picked off - HOGAN 3, CHALK 2, D'ALESSIO 2, PAULSEN 2, JOHNSON 2, HARBIN 2, MITCHELL 2, SMITH 2, BURG 1.

(All games Sorted by Earned run avg)

Player	ERA	W-L	APP	GS	CG	SHO/CBO	SV	IP	H	R	ER	BB	SO	2B	3B	HR	AB	B/Avg	WP	HBP	BK	SFA	SHA
45 Ryan Hinson.....	2.74	6-2	19	14	0	0/0	0	82.0	72	33	25	39	60	17	0	3	300	.240	7	7	1	2	11
41 Daniel Moskos....	3.29	3-6	27	10	0	0/3	6	79.1	80	33	29	33	78	11	1	5	296	.270	7	3	0	0	12
47 David Kopp.....	3.79	6-3	18	18	1	0/2	0	99.2	108	55	42	29	75	18	1	7	391	.276	8	2	1	1	6

33 William Bond.....	2.25	0-0	5	0	0	0/0	0	4.0	7	3	1	2	4	0	0	0	20	.350	1	1	0	0	0
36 Stephen Clyne....	2.58	5-2	31	0	0	0/3	3	45.1	44	17	13	18	48	9	2	1	169	.260	2	4	0	1	5
22 Matt Vaughn.....	2.75	4-0	16	1	0	0/0	1	39.1	41	19	12	14	37	7	3	1	153	.268	1	1	1	2	2
9 D.J. Mitchell....	3.27	5-0	15	7	0	0/2	0	52.1	48	23	19	16	49	6	1	4	199	.241	4	5	1	0	2
17 Chris Fidrych....	3.38	0-0	10	0	0	0/0	0	5.1	3	2	2	2	3	1	1	0	19	.158	0	0	0	1	0
25 Alan Farina.....	3.77	6-3	25	2	0	0/0	1	57.1	41	26	24	27	72	5	1	5	199	.206	5	5	1	1	5
23 Justin Sarratt....	4.85	0-1	13	0	0	0/0	0	13.0	21	14	7	5	13	6	0	2	57	.368	1	1	1	2	1
31 P.J. Zocchi.....	5.09	4-2	17	9	0	0/2	1	58.1	67	36	33	26	56	9	3	4	235	.285	10	5	0	0	3
20 Matt Zoltak.....	5.66	1-3	17	2	0	0/2	0	20.2	23	13	13	12	16	0	1	5	86	.267	0	1	0	0	1
40 Alex Martin.....	6.00	0-0	9	0	0	0/0	0	6.0	3	5	4	5	5	0	0	0	20	.150	0	1	0	0	2
42 Josh Thrailkill..	9.00	0-0	3	1	0	0/0	0	5.0	9	5	5	0	5	1	0	2	22	.409	0	0	0	1	0
27 Brock Schnabel...	15.43	1-1	5	0	0	0/0	0	4.2	8	8	8	1	4	3	0	2	21	.381	2	1	0	0	1
Totals.....	3.73	41-23	64	64	1	4/4	12	572.1	575	292	237	229	525	93	14	41	2187	.263	48	37	6	11	51
Opponents.....	5.18	23-41	64	64	3	2/2	11	555.2	647	394	320	252	407	110	20	66	2210	.293	53	42	12	17	56

PB - Team (12), HOGAN 10, BURG 2, Opp (19). Pickoffs - Team (9), HINSON 3, ZOCCHI 2, HOGAN 2, CLYNE 1, MOSKOS 1, Opp (18). SBA/ATT - HOGAN (58-74), HINSON (8-15), MOSKOS (12-14), FARINA (13-14), KOPP (12-14), CLYNE (8-12), VAUGHN (5-7), BURG (7-7), ZOCCHI (3-4), THRAILKILL (2-3), ZOLTAK (2-2), MUNROE (1-1), SCHNABEL (1-1), FIDRYCH (1-1), MITCHELL (1-1).



2007 Clemson ACC Regular-Season Stats



2007 Clemson Baseball

Overall Statistics for Clemson (as of May 19, 2007)

(ACC Regular-Season Games Sorted by Batting avg)

Record: 18-12 Home: 9-6 Away: 9-6 ACC: 18-12

Player	AVG	GP-GS	AB	R	H	2B	3B	HR	RBI	TB	SLG%	BB	HBP	SO	GDP	OB%	SF	SH	SB-ATT	PO	A	E	FLD%
18 Addison Johnson...	.309	28-26	94	15	29	3	3	1	10	41	.436	9	0	19	4	.369	0	4	4-6	34	1	1	.972
24 Andy D'Alessio...	.302	27-27	96	21	29	5	0	7	20	55	.573	15	1	24	1	.402	0	2	0-1	227	27	1	.996
30 Doug Hogan.....	.294	30-30	119	12	35	8	0	3	20	52	.437	10	0	32	0	.344	2	0	4-8	254	31	1	.997
12 Wilson Boyd.....	.280	29-22	100	17	28	4	0	2	14	38	.380	6	0	14	1	.321	0	2	0-1	42	1	2	.956
35 Marquez Smith....	.277	30-30	112	22	31	6	0	7	24	58	.518	20	1	23	0	.391	0	2	3-3	7	44	3	.944
4 Taylor Harbin....	.266	30-29	109	19	29	8	0	6	24	55	.505	8	5	7	1	.336	3	4	6-9	42	92	10	.931
10 Ben Paulsen.....	.234	30-25	94	12	22	4	0	0	4	26	.277	9	1	17	1	.305	1	1	0-0	44	4	1	.980

8 Brad Chalk.....	.389	17-17	54	8	21	4	0	0	4	25	.463	16	2	5	1	.542	0	1	3-5	25	0	0	1.000
19 Alex Lee.....	.286	18-4	21	4	6	2	0	0	2	8	.381	5	0	4	0	.423	0	2	0-1	7	0	0	1.000
1 J.D. Burgess.....	.250	27-23	68	7	17	0	1	0	10	19	.279	5	1	23	0	.307	1	5	0-1	38	73	3	.974
13 Alex Burg.....	.244	20-10	41	4	10	1	0	0	2	11	.268	3	2	10	1	.326	0	1	0-0	5	0	0	1.000
3 David Bunnell....	.240	15-8	25	3	6	1	0	0	3	7	.280	0	4	10	1	.345	0	0	0-0	12	21	4	.892
9 D.J. Mitchell....	.192	22-18	73	7	14	4	0	0	4	18	.247	4	0	14	3	.234	0	5	2-3	37	3	0	1.000
29 Tim Morris.....	.167	3-0	6	0	1	0	0	0	0	1	.167	0	0	0	0	.167	0	0	0-0	10	0	0	1.000
44 Buddy Munroe.....	.000	1-1	3	0	0	0	0	0	0	0	.000	0	0	2	0	.000	0	0	0-0	0	0	0	.000
Totals.....	.274	30-30	1015	151	278	50	4	26	141	414	.408	110	17	204	14	.352	7	29	22-38	801	348	30	.975
Opponents.....	.271	30-30	1024	140	277	46	4	15	122	376	.367	125	19	262	27	.359	5	23	38-53	792	324	34	.970

LOB - Team (236), Opp (256). DPs turned - Team (31), Opp (24). CI - Team (1), HOGAN 1, Opp (1). IBB - Team (8), SMITH 3, D'ALESSIO 2, CHALK 2, PAULSEN 1, Opp (2). Picked off - JOHNSON 2, HARBIN 2, PAULSEN 1, HOGAN 1, BURG 1, CHALK 1, SMITH 1.

(ACC Regular-Season Games Sorted by Earned run avg)

Player	ERA	W-L	APP	GS	CG	SHO/CBO	SV	IP	H	R	ER	BB	SO	2B	3B	HR	AB	B/Avg	WP	HBP	BK	SFA	SHA
45 Ryan Hinson.....	3.02	5-2	10	8	0	0/0	0	47.2	40	22	16	25	35	10	0	2	173	.231	7	4	1	2	6
41 Daniel Moskos....	3.25	1-3	13	7	0	0/1	3	44.1	47	19	16	22	49	5	1	2	166	.283	4	3	0	0	7
47 David Kopp.....	3.54	3-0	9	9	0	0/1	0	53.1	58	26	21	16	42	11	1	4	207	.280	2	1	0	0	3
25 Alan Farina.....	4.35	3-3	12	1	0	0/0	1	31.0	25	15	15	15	46	2	0	3	112	.223	4	3	1	0	2

17 Chris Fidrych....	0.00	0-0	3	0	0	0/0	0	1.0	0	0	0	0	0	0	0	0	2	.000	0	0	0	1	0
40 Alex Martin.....	2.25	0-0	5	0	0	0/0	0	4.0	1	1	1	2	4	0	0	0	12	.083	0	0	0	0	1
22 Matt Vaughn.....	3.00	3-0	7	0	0	0/0	0	18.0	25	12	6	5	14	5	2	0	78	.321	1	1	1	0	1
9 D.J. Mitchell....	3.38	1-0	6	2	0	0/1	0	18.2	17	9	7	8	19	3	0	1	71	.239	1	2	0	0	0
36 Stephen Clyne....	3.94	1-1	13	0	0	0/0	2	16.0	19	8	7	8	17	4	0	0	63	.302	2	2	0	1	0
31 P.J. Zocchi.....	4.76	1-1	7	3	0	0/0	1	22.2	24	13	12	15	27	3	0	1	88	.273	4	1	0	0	1
23 Justin Sarratt....	5.40	0-0	5	0	0	0/0	0	5.0	9	6	3	1	5	3	0	1	23	.391	1	0	1	1	1
20 Matt Zoltak.....	14.40	0-2	8	0	0	0/0	0	5.0	10	8	8	7	4	0	0	1	26	.385	0	1	0	0	1
33 William Bond.....	27.00	0-0	1	0	0	0/0	0	0.1	2	1	1	1	0	0	0	0	3	.667	0	1	0	0	0
Totals.....	3.81	18-12	30	30	0	1/1	7	267.0	277	140	113	125	262	46	4	15	1024	.271	26	19	4	5	23
Opponents.....	4.40	12-18	30	30	2	1/1	5	264.0	278	151	129	110	204	50	4	26	1015	.274	21	17	5	7	29

PB - Team (4), HOGAN 4, Opp (10). Pickoffs - Team (5), HINSON 2, HOGAN 1, CLYNE 1, MOSKOS 1, Opp (9). SBA/ATT - HOGAN (37-48), MOSKOS (11-13), HINSON (6-12), FARINA (7-8), KOPP (6-8), CLYNE (4-6), ZOCCHI (3-4), VAUGHN (1-2).



2007 Clemson Results



41-23 Overall, 18-12 ACC Regular Season, 2-1 ACC Tournament, 3-2 NCAA Tournament, 25-11 Home, 12-11 Away, 4-1 Neutral, 26-12 Day, 15-11 Night, 12-7 One-Run Games, 4-1 Extra Innings, 11-9 vs. Top-25 Teams

Date	Opponent (Rank)	W-L	Score	Site	CU Rank	CU Pitcher	Opp. Pitcher	Time	CU R-H-E	Opp. R-H-E	Attendance
2-16	George Mason	W	14-0	H	1-1-2	•Zocchi (1-0)	•Pannell (0-1)	2:17	14-20-0	0-2-4	5,356
2-17	George Mason	L	1-5	H	1-1-2	•Schnabel (0-1)	•Modica (1-0)	2:33	1-2-3	5-9-0	4,308
2-18	George Mason	W	5-4	H	1-1-2	Moskos (1-0)	Koziol (0-1)	2:54	5-6-1	4-8-2	4,571
2-21	High Point	W ⁽⁶⁾	11-3	^H	2-5-2	Mitchell (1-0)	•Portice (0-2)	2:06	11-12-1	3-7-2	3,880
2-23	Pacific	W	8-3	H	2-5-2	Clyne (1-0)	•Centanni (0-3)	2:40	8-14-0	3-7-1	4,459
2-24	Pacific ⁽¹⁾	W ⁽¹¹⁾	4-3	H	2-5-2	Moskos (2-0)	Wild (1-2)	2:58	4-10-2	3-12-2	-----
2-24	Pacific ⁽²⁾	W	5-4	H	2-5-2	•Kopp (1-0)	•Carnevale (2-2)	2:45	5-10-2	4-11-1	5,342
2-28	Winthrop	W	6-4	H	2-5-2	Clyne (2-0)	•WILSON (0-1)	2:20	6-8-3	4-10-2	4,781
3-3	South Carolina (4-4-4)	L	0-12	H	2-5-2	•Kopp (1-1)	•Honeycutt (4-0)	2:13	0-2-1	12-12-0	6,217
3-4	South Carolina (4-4-4)	L	2-3	A	2-5-2	Moskos (2-1)	Atwood (1-0)	2:13	2-8-1	3-7-1	5,913
3-7	Coastal Carolina (17-NR-25)	W	4-0	H	6-6-7	•Zocchi (2-0)	•Anderson (2-1)	2:39	4-11-2	0-5-0	4,193
3-9	Memphis	L ⁽¹⁰⁾	4-6	H	6-6-7	Moskos (2-2)	Hudgens (2-0)	3:04	4-11-1	6-10-1	4,305
3-10	Memphis	W	8-2	H	6-6-7	Clyne (3-0)	Doll (2-1)	2:22	8-10-0	2-8-2	5,164
3-11	Memphis	W	7-2	H	6-6-7	Schnabel (1-1)	•Scoggins (0-1)	2:54	7-10-1	2-4-0	4,786
3-14	Georgia Southern	W	3-0	^H	6-6-6	•Kopp (2-1)	•Wilkerson (4-2)	2:24	3-10-0	0-3-2	4,650
3-16	*Duke	W	6-4	^H	6-6-6	•Zocchi (3-0)	•Bajoczky (3-2)	2:12	6-6-2	4-8-1	4,127
3-17	*Duke	W	7-2	H	6-6-6	•Hinson (1-0)	•Ness (3-1)	2:12	7-12-0	2-7-0	4,485
3-18	*Duke	W	9-6	H	6-6-6	Vaughn (1-0)	•Foreman (1-1)	2:42	9-12-2	6-7-2	4,092
3-20	Western Carolina	L	3-6	^A	6-6-7	•Kopp (2-2)	•Saberhagen (2-1)	2:09	3-5-1	6-7-0	2,147
3-23	*Maryland	L	3-4	^A	6-6-7	Zoltak (0-1)	Cecil (3-2)	2:52	3-8-0	4-11-1	368
3-24	*Maryland	L	1-4	A	6-6-7	•Hinson (1-1)	•Moorer (3-0)	2:16	1-4-3	4-7-1	409
3-25	*Maryland	W	5-0	A	6-6-7	•Kopp (3-2)	•Biringer (2-4)	2:16	5-12-0	0-6-4	729
3-27	Gardner-Webb	W	14-2	^H	11-12-11	•Vaughn (2-0)	•Cogdill (1-1)	2:44	14-21-2	2-8-2	4,241
3-28	Western Carolina	W	15-6	^H	11-12-11	Zoltak (1-1)	•Masters (3-2)	2:46	15-16-2	6-9-4	4,875
3-30	*Miami (FL)	L	3-10	^H	11-12-11	•Zocchi (3-1)	•Erickson (4-3)	3:01	3-7-1	10-13-1	5,414
3-31	*Miami (FL)	W	4-1	^H	11-12-11	•Hinson (2-1)	•Maine (2-5)	2:28	4-7-2	1-3-2	5,239
4-1	*Miami (FL)	L	6-7	H	11-12-11	Zoltak (1-2)	Gil (1-0)	3:20	6-12-2	7-13-0	4,208
4-3	Georgia	W	4-2	^A	18-16-17	Farina (1-0)	McRee (1-2)	2:32	4-8-0	2-6-3	2,843
4-4	Georgia	W	11-10	^H	18-16-17	Clyne (4-0)	Fields (1-5)	3:15	11-11-3	10-17-1	5,362
4-6	*Virginia Tech ^V	W	6-3	^A	18-16-17	Vaughn (3-0)	•Fryman (2-5)	2:14	6-11-0	3-13-2	205
4-7	*Virginia Tech	W	8-5	A	18-16-17	•Kopp (4-2)	•Wells (2-3)	2:18	8-10-1	5-10-1	180
4-8	*Virginia Tech	W ⁽¹⁰⁾	5-2	A	18-16-17	Farina (2-0)	Stoehr (1-2)	2:37	5-9-1	2-5-1	285
4-13	*Wake Forest	W	6-2	A	14-14-15	•Moskos (3-2)	•Kledzik (3-3)	2:28	6-12-0	2-7-3	1,392
4-14	*Wake Forest	L	5-6	A	14-14-15	Farina (2-1)	Niesen (4-3)	2:23	5-9-0	6-10-0	1,227
4-15	*Wake Forest	W	5-4	A	14-14-15	•Hinson (3-1)	•Mellies (1-1)	2:03	5-9-0	4-11-2	595
4-18	South Carolina (4-5-5)	L	2-4	^A	14-13-15	•Zoltak (1-3)	•Cisco (3-2)	2:05	2-6-0	4-6-0	5,821
4-20	*Virginia (6-8-7)	L	3-5	^H	14-13-15	•Moskos (3-3)	•Thompson (9-0)	2:56	3-7-1	5-11-1	5,192
4-21	*Virginia (6-8-7)	L	0-3	^H	14-13-15	Clyne (4-1)	Schwimer (3-0)	2:53	0-4-1	3-6-1	5,056
4-22	*Virginia (6-8-7)	W	2-1	H	14-13-15	•Hinson (4-1)	•Doolittle (6-3)	2:46	2-8-3	1-3-1	4,720
4-24	Elon	L	12-13	^H	19-21-17	Sarratt (0-1)	Lewter (2-2)	3:17	12-13-1	13-12-0	3,948
4-25	South Carolina (9-10-5)	W	14-5	^H	19-21-17	•Mitchell (2-0)	•Cooper (5-1)	3:03	14-16-1	5-8-2	6,217
4-27	*Georgia Tech (24-19-NR)	W ⁽¹¹⁾	3-2	^H	19-21-17	Farina (3-1)	Wieters (1-3)	3:10	3-8-0	2-10-1	5,239
4-28	*Georgia Tech (24-19-NR)	W	10-3	^H	19-21-17	•Kopp (5-2)	•Burns (3-2)	2:50	10-14-1	3-10-3	5,011
4-29	*Georgia Tech (24-19-NR)	L	3-6	H	19-21-17	•Hinson (4-2)	•Turner (4-3)	2:56	3-11-2	6-8-0	4,784
5-5	*Boston College	W	4-3	^H	18-23-17	Clyne (5-1)	•BOGGAN (4-5)	2:17	4-10-1	3-6-0	4,095
5-6	*Boston College ⁽¹⁾	L	6-8	H	18-23-17	Farina (3-2)	Ratliff (6-2)	2:53	6-9-2	8-17-3	-----
5-6	*Boston College ⁽²⁾	W	7-6	H	18-23-17	Vaughn (4-0)	•DOYLE (3-4)	2:28	7-8-2	6-9-1	5,533
5-8	#Wofford	W	12-3	^N1	18-23-16	•Mitchell (3-0)	•Vartanian (0-3)	2:54	12-15-0	3-10-1	6,404
5-9	Furman	L	3-6	^H	18-23-16	Zocchi (3-2)	Hale (1-2)	2:49	3-6-1	6-11-1	4,579
5-11	*Florida State (2-2-2)	L	1-11	^A	18-23-16	•Moskos (3-4)	•Henry (13-0)	2:27	1-10-1	11-15-0	5,324
5-12	*Florida State (2-2-2)	W	7-6	A	18-23-16	Farina (4-2)	Tucker (0-1)	3:06	7-11-1	6-12-0	4,846
5-13	*Florida State (2-2-2)	W	11-6	A	18-23-16	•Mitchell (4-0)	•Strauss (8-2)	3:01	11-12-1	6-7-2	4,526
5-15	College of Charleston	W	19-7	^H	15-15-14	•Zocchi (4-2)	•Bunton (4-1)	2:56	19-15-3	7-10-2	5,108
5-17	*N.C. State	L	4-11	^A	15-15-14	•Moskos (3-5)	•Shunick (5-2)	2:59	4-8-0	11-14-0	1,152
5-18	*N.C. State	L	5-6	^A	15-15-14	Farina (4-3)	Brown (2-1)	2:34	5-8-0	6-9-0	1,918
5-19	*N.C. State	W	6-3	A	15-15-14	Hinson (5-2)	•Stallings (3-1)	2:55	6-10-0	3-9-0	2,297
5-23	+Miami (FL) (NR-25-NR)	W ⁽¹³⁾	5-4	N2	19-15-16	Farina (5-3)	Housey (0-3)	3:57	5-12-0	4-11-2	10,606
5-25	+Wake Forest	L	2-3	N2	19-15-16	Clyne (5-2)	Niesen (6-5)	2:26	2-6-3	3-7-2	13,546
5-26	+Florida State (3-3-4)	W	5-1	N2	19-15-16	•KOPP (6-2)	•Henry (14-1)	2:17	5-10-1	1-6-1	14,970
6-1	\$Saint John's	W	3-2	N3	18-13-17	Farina (6-3)	Lynch (1-2)	2:40	3-9-0	2-9-0	3,527
6-3	\$Coastal Carolina (10-12-12)	W	11-8	A3	18-13-17	Hinson (6-2)	Anderson (5-4)	3:32	11-16-4	8-14-2	6,231
6-4	\$Coastal Carolina (10-12-12)	W	15-3	A3	18-13-17	•Mitchell (5-0)	•McCully (7-3)	3:03	15-20-2	3-9-0	4,327
6-8	¶Mississippi State (19-17-NR)	L	6-8	A	9-5-17	•Moskos (3-6)	Lalor (3-1)	2:42	6-8-1	8-12-1	12,620
6-9	¶Mississippi State (19-17-NR)	L	5-8	A	9-5-17	•Kopp (6-3)	•Pigott (7-6)	3:23	5-12-1	8-11-2	13,715

* - ACC regular-season game; #,N1 - Greenville, SC; +,N2 - ACC Tournament at Jacksonville, FL; \$,N3,A3 - NCAA Regional at Myrtle Beach, SC; ¶ - NCAA Super Regional at Starkville, MS; ^V - due to inclement weather, game was completed on Apr. 7; ^ - night game; • - decision came in a starting role; Note: Pitchers in ALL CAPS denotes a complete game; **bold** denotes a Clemson home game; rankings by **Baseball America**, **Collegiate Baseball**, **Sports Weekly**; official home attendance (34 dates): 163,537 (4,810 per date).



2007 Clemson NCAA Tournament Stats



2007 Clemson Baseball
Overall Statistics for Clemson (as of Jun 10, 2007)
(NCAA Tournament Games Sorted by Batting avg)

Record: 3-2 Home: 0-0 Away: 2-2 Neutral: 1-0 ACC: 0-0

Player	AVG	GP-GS	AB	R	H	2B	3B	HR	RBI	TB	SLG%	BB	HBP	SO	GDP	OB%	SF	SH	SB-ATT	PO	A	E	FLD%
30 Doug Hogan.....	.600	5-5	20	4	12	2	1	2	5	22	1.100	1	1	3	0	.636	0	0	1-2	26	1	0	1.000
35 Marquez Smith....	.474	5-5	19	9	9	0	0	2	6	15	.789	4	0	6	0	.565	0	1	0-0	2	4	2	.750
18 Addison Johnson..	.471	5-5	17	3	8	1	1	0	3	11	.647	3	1	1	0	.571	0	0	1-1	14	1	1	.938
24 Andy D'Alessio...	.450	5-5	20	7	9	3	0	3	9	21	1.050	1	1	2	0	.500	0	0	0-0	46	6	1	.981
4 Taylor Harbin....	.381	5-5	21	5	8	0	0	2	7	14	.667	0	0	1	0	.348	2	0	1-1	12	15	1	.964
12 Wilson Boyd.....	.300	5-4	20	7	6	2	0	0	2	8	.400	1	0	3	0	.333	0	0	0-0	3	0	0	1.000
8 Brad Chalk.....	.269	5-5	26	4	7	1	1	0	2	10	.385	0	0	1	0	.269	0	0	1-1	8	0	1	.889
1 J.D. Burgess.....	.222	5-5	18	1	4	1	0	0	2	5	.278	0	0	5	0	.222	0	3	0-0	9	23	2	.941

13 Alex Burg.....	.200	3-1	5	0	1	0	0	0	0	1	.200	0	0	1	0	.200	0	0	0-0	0	0	0	.000
19 Alex Lee.....	.111	3-2	9	0	1	0	0	0	1	1	.111	0	0	6	0	.111	0	0	0-0	0	0	0	.000
9 D.J. Mitchell....	.000	2-2	8	0	0	0	0	0	0	0	.000	0	0	3	0	.000	0	0	0-0	4	2	0	1.000
10 Ben Paulsen.....	.000	3-1	6	0	0	0	0	0	0	0	.000	0	0	2	0	.000	0	0	0-0	0	0	0	.000
44 Buddy Munroe.....	.000	1-0	0	0	0	0	0	0	0	0	.000	0	0	0	0	.000	0	0	0-0	3	0	0	1.000
3 David Bunnell....	.000	1-0	0	0	0	0	0	0	0	0	.000	0	0	0	0	.000	0	0	0-0	0	0	0	.000
Totals.....	.344	5-5	189	40	65	10	3	9	37	108	.571	10	3	34	0	.382	2	4	4-5	132	57	8	.959
Opponents.....	.304	5-5	181	29	55	11	1	5	25	83	.459	15	2	28	5	.362	1	4	2-2	131	45	5	.972

LOB - Team (37), Opp (42). DPs turned - Team (6), Opp (1). Picked off - HOGAN 1.

(NCAA Tournament Games Sorted by Earned run avg)

Player	ERA	W-L	APP	GS	CG	SHO/CBO	SV	IP	H	R	ER	BB	SO	2B	3B	HR	AB	B/Avg	WP	HBP	BK	SFA	SHA
9 D.J. Mitchell....	1.80	1-0	1	1	0	0/0	0	5.0	6	1	1	1	6	1	0	0	20	.300	0	1	0	0	0
41 Daniel Moskos....	4.15	0-1	2	2	0	0/0	0	13.0	16	7	6	1	8	2	0	3	55	.291	0	0	0	0	0
47 David Kopp.....	8.10	0-1	2	2	0	0/0	0	6.2	14	11	6	2	2	2	0	1	33	.424	2	0	0	1	1

31 P.J. Zocchi.....	0.00	0-0	2	0	0	0/0	0	3.0	3	0	0	0	2	2	0	0	12	.250	0	0	0	0	0
22 Matt Vaughn.....	0.00	0-0	2	0	0	0/0	0	1.1	1	0	0	2	1	0	0	0	5	.200	0	0	0	0	0
17 Chris Fidrych....	0.00	0-0	1	0	0	0/0	0	1.0	0	0	0	1	0	0	0	0	3	.000	0	0	0	0	0
20 Matt Zoltak.....	0.00	0-0	1	0	0	0/0	0	1.0	0	0	0	0	1	0	0	0	3	.000	0	0	0	0	0
23 Justin Sarratt...	0.00	0-0	1	0	0	0/0	0	0.2	0	0	0	0	0	0	0	0	2	.000	0	0	0	0	0
45 Ryan Hinson.....	4.15	1-0	2	0	0	0/0	0	4.1	3	2	2	2	2	1	0	0	16	.188	0	0	0	0	0
36 Stephen Clyne....	6.00	0-0	2	0	0	0/0	0	3.0	3	2	2	2	2	2	0	0	9	.333	0	0	0	0	2
25 Alan Farina.....	7.71	1-0	3	0	0	0/0	0	4.2	7	4	4	3	4	1	1	1	19	.368	0	1	0	0	1
40 Alex Martin.....	27.00	0-0	1	0	0	0/0	0	0.1	2	2	1	1	0	0	0	0	4	.500	0	0	0	0	0
Totals.....	4.50	3-2	5	5	0	0/0	0	44.0	55	29	22	15	28	11	1	5	181	.304	2	2	0	1	4
Opponents.....	7.21	2-3	5	5	0	0/0	2	43.2	65	40	35	10	34	10	3	9	189	.344	5	3	1	2	4

Pickoffs - Team (0), Opp (1). SBA/ATT - HOGAN (2-2), FARINA (1-1), KOPP (1-1).



2007 Team Game-By-Game Batting Stats



2007 Clemson Baseball Team Game-by-Game for Clemson (as of Jun 10, 2007) Batting (All games)

Date	Opponent	AB	R	H	RBI	2B	3B	HR	BB	IBB	SB	CS	HBP	SAC	SF	GDP	K	PO	A	E	Avg
Feb 16, 2007	George Mason	45	14	20	11	3	1	2	2	0	0	0	1	0	1	2	2	27	11	0	.444
Feb 17, 2007	George Mason	27	1	2	1	1	0	0	5	0	0	0	0	0	1	0	3	27	11	3	.306
Feb 18, 2007	George Mason	31	5	6	3	0	0	1	9	0	4	0	0	0	0	1	1	27	14	1	.272
Feb 21, 2007	High Point	31	11	12	10	1	1	2	4	0	1	0	1	0	0	0	5	18	7	1	.299
Feb 23, 2007	Pacific	33	8	14	7	2	0	2	6	0	0	2	0	1	0	1	3	27	7	0	.323
Feb 24, 2007	Pacific	40	4	10	3	0	0	0	3	0	0	0	2	2	0	0	5	33	13	2	.309
Feb 24, 2007	Pacific	33	5	10	5	2	1	1	3	0	1	0	0	1	0	0	7	27	11	2	.308
Feb 28, 2007	Winthrop	31	6	8	5	1	2	2	3	0	0	1	0	2	0	0	4	27	15	3	.303
Mar 03, 2007	South Carolina	27	0	2	0	0	0	0	6	0	1	0	0	0	0	1	8	27	15	1	.282
Mar 04, 2007	at South Carolina	33	2	8	2	0	0	0	0	0	0	0	0	1	0	0	4	25	11	1	.278
Mar 07, 2007	Coastal Carolina	33	4	11	4	4	0	0	1	0	0	0	3	0	0	1	6	27	12	2	.283
Mar 09, 2007	Memphis	38	4	11	3	0	0	1	4	0	0	1	1	1	1	1	6	30	13	1	.284
Mar 10, 2007	Memphis	33	8	10	6	3	0	2	2	0	2	1	1	2	0	0	4	27	13	0	.285
Mar 11, 2007	Memphis	32	7	10	6	3	0	0	5	0	7	1	2	1	1	0	8	27	14	1	.287
Mar 14, 2007	Georgia Southern	31	3	10	2	3	0	0	4	0	0	1	0	0	0	2	8	27	14	0	.289
Mar 16, 2007	*Duke	32	6	6	6	1	1	1	3	0	1	0	0	0	0	0	4	27	12	2	.283
Mar 17, 2007	*Duke	36	7	12	7	5	0	2	3	0	1	0	3	0	0	0	4	27	8	0	.286
Mar 18, 2007	*Duke	33	9	12	9	0	0	0	3	0	0	1	1	0	2	0	3	27	15	2	.290
Mar 20, 2007	at Western Carolina	31	3	5	3	1	0	1	4	0	1	0	1	1	0	0	5	24	13	1	.284
Mar 23, 2007	at *Maryland	33	3	8	3	0	0	0	1	0	1	0	1	1	0	1	9	25	6	0	.282
Mar 24, 2007	at *Maryland	31	1	4	1	2	0	0	4	0	0	0	0	0	0	1	6	24	12	3	.275
Mar 25, 2007	at *Maryland	37	5	12	4	0	1	0	4	1	2	0	0	2	0	1	8	27	15	0	.278
Mar 27, 2007	Gardner-Webb	45	14	21	14	3	0	1	4	0	3	1	1	1	0	0	7	27	10	2	.289
Mar 28, 2007	Western Carolina	43	15	16	13	2	1	1	4	0	1	1	1	0	0	0	5	27	14	2	.293
Mar 30, 2007	*Miami (FL)	32	3	7	3	1	0	0	4	0	1	2	0	0	0	1	4	27	6	1	.290
Mar 31, 2007	*Miami (FL)	30	4	7	3	1	0	0	1	0	1	0	1	2	0	0	4	27	12	2	.288
Apr 01, 2007	*Miami (FL)	35	6	12	4	3	0	0	5	1	0	1	1	0	0	1	4	27	12	2	.290
Apr 03, 2007	at Georgia	34	4	8	4	3	0	0	4	0	2	1	0	2	0	0	10	27	12	0	.288
Apr 04, 2007	Georgia	34	11	11	11	1	3	0	8	0	3	0	2	0	1	1	8	27	9	3	.290
Apr 06, 2007	at *Virginia Tech	33	6	11	4	3	0	1	4	1	3	0	2	5	1	1	7	27	17	0	.291
Apr 07, 2007	at *Virginia Tech	36	8	10	7	3	0	1	4	1	1	0	1	1	0	1	6	27	8	1	.291
Apr 08, 2007	at *Virginia Tech	36	5	9	5	1	0	2	7	2	1	1	1	1	1	0	10	30	14	1	.289
Apr 13, 2007	at *Wake Forest	36	6	12	6	2	1	0	5	0	1	2	0	2	1	0	5	27	12	0	.291
Apr 14, 2007	at *Wake Forest	33	5	9	5	3	0	0	4	0	1	1	1	1	0	1	5	25	6	0	.290
Apr 15, 2007	at *Wake Forest	34	5	9	5	3	0	0	2	0	0	0	0	1	0	1	6	25	6	0	.289
Apr 18, 2007	at South Carolina	32	2	6	2	1	1	1	2	0	0	0	0	0	0	1	9	24	10	0	.287
Apr 20, 2007	*Virginia	31	3	7	3	0	0	1	2	0	0	0	0	1	1	1	8	27	9	1	.285
Apr 21, 2007	*Virginia	32	0	4	0	1	0	0	6	0	0	0	0	0	0	0	6	27	16	1	.281
Apr 22, 2007	*Virginia	28	2	8	2	0	0	1	3	0	2	0	0	3	0	0	6	27	9	3	.281
Apr 24, 2007	Elon	39	12	13	12	1	0	3	7	0	3	1	1	0	0	0	3	27	8	1	.283
Apr 25, 2007	South Carolina	39	14	16	12	2	1	1	5	0	1	1	0	0	0	0	10	27	11	1	.286
Apr 27, 2007	*Georgia Tech	38	3	8	2	0	0	1	3	1	0	1	1	0	0	0	13	33	16	0	.284
Apr 28, 2007	*Georgia Tech	37	10	14	10	3	1	2	3	0	1	1	1	0	0	1	9	27	13	1	.287
Apr 29, 2007	*Georgia Tech	35	3	11	3	0	0	0	5	0	0	0	2	1	0	1	5	27	12	2	.287
May 05, 2007	*Boston College	32	4	10	4	2	0	1	4	0	0	0	0	0	0	0	8	27	9	1	.288
May 06, 2007	*Boston College	35	6	9	6	0	0	3	1	0	1	1	0	1	0	0	5	27	10	2	.287
May 06, 2007	*Boston College	31	7	8	6	3	0	2	5	0	1	1	0	1	0	0	4	27	18	2	.287
May 08, 2007	vs Wofford	36	12	15	10	4	0	5	9	0	0	0	1	1	0	0	7	27	10	0	.290
May 09, 2007	Furman	31	3	6	3	1	0	1	4	1	1	1	1	1	0	0	7	27	10	1	.288
May 11, 2007	at *Florida State	37	1	10	1	1	0	1	0	0	0	0	0	0	0	0	9	24	11	1	.287
May 12, 2007	at *Florida State	34	7	11	7	4	0	1	9	1	1	2	1	0	0	1	10	27	12	1	.288
May 13, 2007	at *Florida State	37	11	12	11	5	0	3	4	0	0	1	0	2	0	1	7	27	16	1	.289
May 15, 2007	Coll. of Charleston	37	19	15	19	3	0	4	8	0	1	0	2	0	2	0	5	27	9	3	.291
May 17, 2007	at *N.C. State	35	4	8	4	0	0	0	3	0	0	0	0	0	0	0	8	24	9	0	.290
May 18, 2007	at *N.C. State	33	5	8	4	1	0	1	1	0	2	0	0	2	0	0	11	24	16	0	.289
May 19, 2007	at *N.C. State	33	6	10	6	2	0	2	7	0	0	1	0	2	1	0	10	27	11	0	.289
May 23, 2007	vs Miami (FL)	44	5	12	4	1	0	0	8	2	1	0	1	3	0	3	8	39	13	0	.289
May 25, 2007	vs Wake Forest	31	2	6	2	1	1	0	4	0	3	1	0	1	1	0	3	24	12	3	.288
May 26, 2007	vs Florida State	32	5	10	5	3	1	0	4	0	0	1	0	2	0	0	8	27	11	1	.288
Jun 01, 2007	vs Saint John's	33	3	9	2	0	1	0	2	0	1	0	0	2	0	0	8	27	13	0	.288
Jun 03, 2007	Coastal Carolina	40	11	16	10	4	0	2	1	0	0	0	1	1	0	0	4	27	12	4	.290
Jun 04, 2007	at Coastal Carolina	47	15	20	14	4	1	3	2	0	2	0	0	0	0	0	6	27	7	2	.293
Jun 08, 2007	at Mississippi State	32	6	8	6	0	0	3	3	0	0	1	1	1	1	0	9	24	13	1	.292
Jun 09, 2007	Mississippi State	37	5	12	5	2	1	1	2	0	1	0	1	0	1	0	7	27	12	1	.293
Totals		2210	394	647	360	110	20	66	252	11	62	32	42	56	17	28	407	1717	738	74	.293



2007 Team Game-By-Game Pitching Stats



2007 Clemson Baseball Team Game-by-Game for Clemson (as of Jun 10, 2007) Pitching (All games)

Date	Opponent	IP	H	R	ER	BB	SO	2B	3B	HR	WP	BK	HBP	DP	IBB	Score	W-L	SV	ERA
Feb 16, 2007	George Mason	9.0	2	0	0	0	7	1	0	0	1	0	2	0	0	14-0	1-0	0	0.00
Feb 17, 2007	George Mason	9.0	9	5	4	2	12	2	0	1	6	0	0	2	0	1-5	1-1	0	2.00
Feb 18, 2007	George Mason	9.0	8	4	4	6	8	0	1	0	0	0	0	0	0	5-4	2-1	0	2.67
Feb 21, 2007	High Point	6.0	7	3	3	2	8	1	0	1	0	0	1	0	0	11-3	3-1	0	3.00
Feb 23, 2007	Pacific	9.0	7	3	3	4	9	1	2	1	3	0	2	0	0	8-3	4-1	0	3.00
Feb 24, 2007	Pacific	11.0	12	3	1	2	10	2	0	0	0	0	0	2	0	4-3	5-1	0	2.55
Feb 24, 2007	Pacific	9.0	11	4	2	4	12	3	0	0	1	0	0	0	0	5-4	6-1	1	2.47
Feb 28, 2007	Winthrop	9.0	10	4	3	1	8	2	1	0	1	0	0	0	0	6-4	7-1	2	2.54
Mar 03, 2007	South Carolina	9.0	12	12	11	4	3	2	0	3	2	1	0	1	0	0-12	7-2	2	3.49
Mar 04, 2007	at South Carolina	8.1	7	3	3	4	7	1	0	0	0	0	0	0	1	2-3	7-3	2	3.46
Mar 07, 2007	Coastal Carolina	9.0	5	0	0	1	6	0	0	0	0	0	0	0	0	4-0	8-3	3	3.14
Mar 09, 2007	Memphis	10.0	10	6	6	4	13	0	0	1	2	0	0	0	1	4-6	8-4	3	3.35
Mar 10, 2007	Memphis	9.0	8	2	2	1	10	3	0	0	0	0	0	1	0	8-2	9-4	3	3.25
Mar 11, 2007	Memphis	9.0	4	2	2	6	5	0	0	0	2	0	0	2	0	7-2	10-4	3	3.16
Mar 14, 2007	Georgia Southern	9.0	3	0	0	4	7	0	0	0	0	0	0	1	0	3-0	11-4	4	2.95
Mar 16, 2007	*Duke	9.0	8	4	1	4	12	2	0	0	1	0	0	2	0	6-4	12-4	5	2.83
Mar 17, 2007	*Duke	9.0	7	2	2	1	7	2	0	1	1	0	0	0	0	7-2	13-4	5	2.78
Mar 18, 2007	*Duke	9.0	7	6	6	4	7	2	0	1	0	0	0	0	0	9-6	14-4	6	2.96
Mar 20, 2007	at Western Carolina	8.0	7	6	5	1	6	1	0	0	0	0	1	1	0	3-6	14-5	6	3.08
Mar 23, 2007	at *Maryland	8.1	11	4	4	5	15	1	0	0	1	0	1	0	0	3-4	14-6	6	3.14
Mar 24, 2007	at *Maryland	8.0	7	4	2	4	6	0	0	0	1	0	0	1	0	1-4	14-7	6	3.10
Mar 25, 2007	at *Maryland	9.0	6	0	0	0	9	1	0	0	0	0	0	2	0	5-0	15-7	6	2.96
Mar 27, 2007	Gardner-Webb	9.0	8	2	1	1	9	1	1	0	0	0	0	0	0	14-2	16-7	6	2.87
Mar 28, 2007	Western Carolina	9.0	9	6	5	3	7	1	0	0	0	0	0	1	0	15-6	17-7	6	2.96
Mar 30, 2007	*Miami (FL)	9.0	13	10	10	4	14	1	0	3	3	1	0	0	0	3-10	17-8	6	3.25
Mar 31, 2007	*Miami (FL)	9.0	3	1	1	3	8	1	0	0	1	1	0	1	0	4-1	18-8	7	3.16
Apr 01, 2007	*Miami (FL)	9.0	13	7	4	6	7	3	0	0	0	0	0	3	0	6-7	18-9	7	3.19
Apr 03, 2007	at Georgia	9.0	6	2	2	0	7	1	0	0	0	0	2	1	0	4-2	19-9	8	3.15
Apr 04, 2007	Georgia	9.0	17	10	10	5	7	1	0	4	0	0	1	0	1	11-10	20-9	8	3.39
Apr 06, 2007	at *Virginia Tech	9.0	13	3	3	2	7	0	0	0	0	1	1	1	0	6-3	21-9	8	3.38
Apr 07, 2007	at *Virginia Tech	9.0	10	5	2	1	8	3	0	0	1	0	1	0	0	8-5	22-9	8	3.33
Apr 08, 2007	at *Virginia Tech	10.0	5	2	2	4	9	1	0	0	0	0	1	1	0	5-2	23-9	9	3.28
Apr 13, 2007	at *Wake Forest	9.0	7	2	2	2	11	0	0	1	0	0	3	0	0	6-2	24-9	9	3.24
Apr 14, 2007	at *Wake Forest	8.1	10	6	6	2	11	1	0	2	0	1	0	0	0	5-6	24-10	9	3.33
Apr 15, 2007	at *Wake Forest	8.1	11	4	4	0	8	3	0	0	1	0	1	1	0	5-4	25-10	9	3.35
Apr 18, 2007	at South Carolina	8.0	6	4	4	3	5	0	0	4	0	0	0	0	0	2-4	25-11	9	3.38
Apr 20, 2007	*Virginia	9.0	11	5	1	5	14	3	1	0	1	0	1	0	0	3-5	25-12	9	3.32
Apr 21, 2007	*Virginia	9.0	6	3	2	3	8	3	0	0	1	0	0	0	0	0-3	25-13	9	3.28
Apr 22, 2007	*Virginia	9.0	3	1	1	8	6	1	0	0	1	0	0	1	0	2-1	26-13	10	3.22
Apr 24, 2007	Elon	9.0	12	13	9	9	7	1	1	2	0	0	1	0	0	12-13	26-14	10	3.37
Apr 25, 2007	South Carolina	9.0	8	5	3	5	10	2	1	1	0	0	0	2	0	14-5	27-14	10	3.36
Apr 27, 2007	*Georgia Tech	11.0	10	2	2	4	16	1	0	0	0	0	1	1	1	3-2	28-14	10	3.31
Apr 28, 2007	*Georgia Tech	9.0	10	3	2	2	6	1	1	0	0	0	1	0	0	10-3	29-14	10	3.28
Apr 29, 2007	*Georgia Tech	9.0	8	6	2	10	5	2	0	0	1	0	2	2	1	3-6	29-15	10	3.25
May 05, 2007	*Boston College	9.0	6	3	3	4	12	0	0	1	1	0	1	1	0	4-3	30-15	10	3.24
May 06, 2007	*Boston College	9.0	17	8	8	2	9	1	0	0	1	0	1	2	0	6-8	30-16	10	3.35
May 06, 2007	*Boston College	9.0	9	6	5	4	5	2	0	1	2	0	1	2	0	7-6	31-16	10	3.38
May 08, 2007	vs Wofford	9.0	10	3	3	1	11	1	0	1	1	1	1	0	0	12-3	32-16	10	3.38
May 09, 2007	Furman	9.0	11	6	5	5	14	3	1	0	1	0	0	0	0	3-6	32-17	10	3.41
May 11, 2007	at *Florida State	8.0	15	11	8	5	6	4	1	0	2	0	1	1	0	1-11	32-18	10	3.51
May 12, 2007	at *Florida State	9.0	12	6	5	4	9	1	1	1	0	0	1	2	0	7-6	33-18	10	3.54
May 13, 2007	at *Florida State	9.0	7	6	5	9	6	2	0	1	3	0	0	3	0	11-6	34-18	11	3.57
May 15, 2007	Coll. of Charleston	9.0	10	7	6	3	6	0	1	2	0	0	1	2	0	19-7	35-18	11	3.61
May 17, 2007	at *N.C. State	8.0	14	11	11	11	6	3	0	0	1	0	0	1	0	4-11	35-19	11	3.76
May 18, 2007	at *N.C. State	8.0	9	6	6	6	7	1	0	3	1	0	0	1	0	5-6	35-20	11	3.81
May 19, 2007	at *N.C. State	9.0	9	3	3	6	8	0	0	0	1	0	1	2	0	6-3	36-20	12	3.79
May 23, 2007	vs Miami (FL)	13.0	11	4	3	2	12	4	0	0	0	0	0	1	0	5-4	37-20	12	3.75
May 25, 2007	vs Wake Forest	8.0	7	3	2	6	2	0	0	0	0	0	4	2	1	2-3	37-21	12	3.73
May 26, 2007	vs Florida State	9.0	6	1	0	0	7	2	0	0	0	0	0	1	0	5-1	38-21	12	3.66
Jun 01, 2007	vs Saint John's	9.0	9	2	2	2	6	0	0	1	0	0	0	0	0	3-2	39-21	12	3.63
Jun 03, 2007	Coastal Carolina	9.0	14	8	6	3	4	2	0	2	2	0	0	2	0	11-8	40-21	12	3.67
Jun 04, 2007	at Coastal Carolina	9.0	9	3	2	3	9	1	0	0	0	0	1	1	0	15-3	41-21	12	3.65
Jun 08, 2007	at Mississippi State	8.0	12	8	7	1	6	4	0	2	0	0	0	2	0	6-8	41-22	12	3.71
Jun 09, 2007	Mississippi State	9.0	11	8	5	6	3	4	1	0	0	0	1	1	0	5-8	41-23	12	3.73
Totals		572.1	575	292	237	229	525	93	14	41	48	6	37	57	6	394-292	41-23	12	3.73

* = ACC game



2007 Team Superlatives



2007 Clemson Baseball
Season Game Highs for Clemson (as of Jun 10, 2007)
(All games)
TEAM GAME HIGHS

Batting

At bats: 47 - vs Coastal Carolina (Jun 04, 2007)
Runs scored: 19 - vs Coll. of Charleston (May 15, 2007)
Hits: 21 - vs Gardner-Webb (Mar 27, 2007)
RBIs: 19 - vs Coll. of Charleston (May 15, 2007)
Doubles: 5 - vs Duke (Mar 17, 2007)
5 - vs Florida State (May 13, 2007)
Triples: 3 - vs Georgia (Apr 04, 2007)
Home runs: 5 - vs Wofford (May 08, 2007)
Total bases: 35 - vs Coastal Carolina (Jun 04, 2007)
Walks: 9 - vs George Mason (Feb 18, 2007)
9 - vs Wofford (May 08, 2007)
9 - vs Florida State (May 12, 2007)
Strikeouts: 13 - vs Georgia Tech (Apr 27, 2007)
Sac hits: 5 - vs Virginia Tech (Apr 06, 2007)
Sac flies: 2 - vs Duke (Mar 18, 2007)
2 - vs Coll. of Charleston (May 15, 2007)
Stolen bases: 7 - vs Memphis (Mar 11, 2007)
Hit by pitch: 3 - vs Coastal Carolina (Mar 07, 2007)
3 - vs Duke (Mar 17, 2007)
Caught stealing: 2 - (4 games)
Runners LOB: 14 - vs Miami (FL) (May 23, 2007)
Hit into DP: 3 - vs Miami (FL) (Apr 01, 2007)
3 - vs Georgia (Apr 04, 2007)
3 - vs Miami (FL) (May 23, 2007)

Fielding

Putouts: 39 - vs Miami (FL) (May 23, 2007)
Assists: 18 - vs Boston College (May 06, 2007)
Errors: 4 - vs Coastal Carolina (Jun 03, 2007)
Passed balls: 2 - vs Furman (May 09, 2007)
DPs turned: 3 - vs Miami (FL) (Apr 01, 2007)
3 - vs Florida State (May 13, 2007)

Pitching

Innings pitched: 13.0 - vs Miami (FL) (May 23, 2007)
Runs allowed: 13 - vs Elon (Apr 24, 2007)
Earned runs: 11 - vs South Carolina (Mar 03, 2007)
11 - vs N.C. State (May 17, 2007)
Walks allowed: 11 - vs N.C. State (May 17, 2007)
Strikeouts: 16 - vs Georgia Tech (Apr 27, 2007)
Hits allowed: 17 - vs Georgia (Apr 04, 2007)
17 - vs Boston College (May 06, 2007)
Doubles allowed: 4 - (4 games)
Triples allowed: 2 - vs Pacific (Feb 23, 2007)
Homers allowed: 4 - vs Georgia (Apr 04, 2007)
4 - vs South Carolina (Apr 18, 2007)
Wild pitches: 6 - vs George Mason (Feb 17, 2007)
Hit batters: 4 - vs Wake Forest (May 25, 2007)



2007 Individual Superlatives



2007 Clemson Baseball Season Game Highs for Clemson (as of Jun 10, 2007) (All games)

INDIVIDUAL GAME HIGHS

Batting

At bats: 6 - (10 games)
Runs scored: 4 - Ben Paulsen vs Gardner-Webb (Mar 27, 2007)
4 - Marquez Smith vs Coastal Carolina (Jun 04, 2007)
Hits: 5 - Ben Paulsen vs Gardner-Webb (Mar 27, 2007)
RBIs: 6 - Ben Paulsen vs Gardner-Webb (Mar 27, 2007)
6 - Marquez Smith vs Boston College (May 06, 2007)
6 - Taylor Harbin vs Coll. of Charleston (May 15, 2007)
Doubles: 2 - (8 games)
Triples: 2 - Wilson Boyd vs Georgia (Apr 04, 2007)
Home runs: 2 - (7 games)
Total bases: 10 - Andy D'Alessio vs Georgia Tech (Apr 28, 2007)
10 - Marquez Smith vs Boston College (May 06, 2007)
10 - Andy D'Alessio vs Wofford (May 08, 2007)
Walks: 3 - Doug Hogan vs South Carolina (Mar 03, 2007)
3 - Ben Paulsen vs Florida State (May 12, 2007)
Strikeouts: 3 - (12 games)
Sac hits: 2 - Alex Lee vs Florida State (May 13, 2007)
2 - J.D. Burgess vs Saint John's (Jun 01, 2007)
Sac flies: 1 - (17 games)
Stolen bases: 2 - (9 games)
Hit by pitch: 2 - Brad Chalk vs Memphis (Mar 11, 2007)
2 - David Bunnell vs Duke (Mar 17, 2007)
Caught stealing: 1 - (32 games)
Runners LOB: 6 - Taylor Harbin vs Georgia (Apr 04, 2007)
6 - Doug Hogan vs Virginia Tech (Apr 06, 2007)

Fielding

Putouts: 15 - Andy D'Alessio vs Georgia Southern (Mar 14, 2007)
15 - Ben Paulsen vs Virginia Tech (Apr 06, 2007)
15 - Doug Hogan vs Virginia (Apr 20, 2007)
Assists: 10 - Taylor Harbin vs Western Carolina (Mar 20, 2007)
Errors: 2 - (4 games)
Passed balls: 2 - Doug Hogan vs Furman (May 09, 2007)

Pitching

Innings pitched: 9.0 - David Kopp vs Florida State (May 26, 2007)
Runs allowed: 7 - David Kopp vs South Carolina (Mar 03, 2007)
Earned runs: 7 - David Kopp vs South Carolina (Mar 03, 2007)
Walks allowed: 6 - Ryan Hinson vs Georgia Tech (Apr 29, 2007)
Strikeouts: 8 - (5 games)
Hits allowed: 10 - David Kopp vs Boston College (May 06, 2007)
Doubles allowed: 3 - (4 games)
Triples allowed: 1 - (14 games)
Homers allowed: 3 - Matt Zoltak vs South Carolina (Apr 18, 2007)
Wild pitches: 3 - P.J. Zocchi vs Pacific (Feb 23, 2007)
Hit batters: 3 - Ryan Hinson vs Wake Forest (May 25, 2007)



2007 Individual Game-By-Game Batting



Date	Opponent	Boyd AB-R-H-RBI	Bunnell AB-R-H-RBI	Burg AB-R-H-RBI	Burgess AB-R-H-RBI	Chalk AB-R-H-RBI	D'Alessio AB-R-H-RBI	Harbin AB-R-H-RBI	Hogan AB-R-H-RBI	Johnson AB-R-H-RBI	Lee AB-R-H-RBI	Mitchell AB-R-H-RBI	Paulsen AB-R-H-RBI	Smith AB-R-H-RBI	Widmann AB-R-H-RBI
2-16	George Mason	*4-2-2-1	1-0-1-0	*4-0-2-1	1-0-1-0	*6-1-3-2	*5-2-1-2	*5-1-3-2	*5-3-3-3	*5-2-1-0	0-0-0-0	-----	1-0-0-0	*4-1-1-0	*3-2-2-0
2-17	George Mason	1-0-0-0	-----	*3-0-0-0	-----	*2-1-0-0	*2-0-1-1	*4-0-1-0	*2-0-0-0	*4-0-0-0	-----	*2-0-0-0	-----	*4-0-0-0	*3-0-0-0
2-18	George Mason	*2-0-0-0	-----	2-0-0-0	1-0-0-0	*4-1-2-0	*3-0-0-0	*4-0-0-1	*3-1-1-0	*3-1-0-0	0-0-0-0	-----	*1-0-0-0	*4-1-1-2	*4-1-2-0
2-21	High Point	*2-1-2-1	-----	-----	-----	*3-0-0-0	*4-1-1-1	*3-1-1-1	*4-1-1-2	*3-1-1-0	-----	-----	*4-3-2-2	*4-2-3-1	*4-1-1-2
2-23	Pacific	1-0-0-0	-----	*3-0-0-0	0-0-0-0	*3-2-3-0	*3-0-0-0	*4-2-3-2	*4-2-3-1	*3-1-0-0	0-0-0-0	*2-0-0-0	1-0-1-0	*4-0-2-3	*4-1-2-1
2-24	Pacific ⁽¹⁾	1-0-0-0	-----	*3-0-0-0	0-0-0-0	*6-0-2-0	*4-0-0-0	*4-0-1-0	*5-1-2-0	*5-1-1-0	-----	*3-2-1-0	-----	*5-0-1-0	*4-0-2-3
2-24	Pacific ⁽²⁾	*4-1-1-0	-----	1-0-0-0	*4-0-0-0	*3-1-3-1	*3-1-0-0	*4-0-0-0	*4-0-2-1	*5-0-2-0	-----	-----	-----	*4-1-2-3	-----
2-28	Winthrop	*3-1-1-1	-----	-----	*3-0-0-0	*3-1-0-0	*3-1-2-2	*4-1-1-2	*3-1-1-0	*4-1-1-0	0-0-0-0	0-0-0-0	*4-0-2-0	*4-0-0-0	-----
3- 3	South Carolina	*3-0-0-0	-----	0-0-0-0	*3-0-1-0	*4-0-1-0	*3-0-0-0	*2-0-0-0	*0-0-0-0	*4-0-0-0	-----	-----	*4-0-0-0	*4-0-0-0	-----
3- 4	South Carolina	*3-0-1-0	-----	1-0-0-0	*2-0-0-0	*4-0-1-0	*4-0-2-0	*4-1-0-0	*4-0-1-0	*4-0-1-1	-----	0-1-0-0	*3-0-0-0	*4-0-2-1	-----
3- 7	Coastal Carolina	*2-0-0-0	-----	2-0-0-0	*3-0-0-0	*4-1-3-0	*4-1-1-1	*4-1-2-1	*1-0-0-0	*4-0-0-0	-----	2-0-0-1	*3-0-2-0	*4-1-3-1	-----
3- 9	Memphis	*2-0-0-0	*2-1-1-0	*3-1-0-0	-----	*3-0-2-1	*5-1-3-1	*5-0-0-1	2-0-1-0	*5-1-1-0	-----	3-0-1-0	*2-0-0-0	*5-0-2-0	-----
3-10	Memphis	-----	*3-1-1-0	*3-1-1-0	-----	*3-1-2-2	*4-2-3-2	*4-0-0-0	-----	*4-0-1-0	-----	*5-1-1-0	*3-1-0-0	*4-1-1-2	-----
3-11	Memphis	0-0-0-0	*4-0-1-1	*3-1-1-1	0-1-0-0	*1-1-1-0	*3-0-1-0	*4-1-1-1	*4-2-2-0	*4-0-2-2	1-0-0-0	*3-0-0-0	1-0-0-0	*3-1-1-1	-----
3-14	Georgia Southern	*3-0-1-0	*3-0-0-0	-----	-----	*4-0-1-0	*4-1-1-0	*4-0-0-0	*3-0-2-1	*3-0-1-0	-----	0-0-0-0	*3-0-2-1	*4-2-2-0	-----
3-16	*Duke	*4-1-0-1	*3-1-1-0	-----	-----	*2-1-1-1	*4-0-0-0	*4-1-1-3	*4-1-1-0	*4-1-2-1	-----	-----	*4-0-0-0	*3-0-0-0	-----
3-17	*Duke	*5-0-1-0	*2-1-1-0	-----	1-0-0-0	*4-1-1-0	*5-1-2-3	*3-2-1-1	*4-0-1-0	*3-1-2-1	0-0-0-0	-----	*4-0-1-0	*4-1-2-2	-----
3-18	*Duke	*4-1-1-2	*3-1-1-1	1-0-1-0	*3-1-1-3	*4-1-3-0	*3-1-0-0	0-0-0-0	*3-1-1-1	*4-1-2-1	0-0-0-0	1-0-0-0	*2-1-1-0	*5-1-1-1	-----
3-20	Western Carolina	1-0-0-0	*2-0-0-0	*3-0-0-0	-----	*5-1-1-0	*4-0-1-1	*3-1-0-0	*3-0-1-0	*3-0-0-0	0-0-0-0	*3-1-1-2	1-0-1-0	*3-0-0-0	-----
3-23	*Maryland	0-0-0-0	*3-0-0-0	*4-0-2-2	0-0-0-0	*3-0-0-0	*4-1-1-0	*4-1-1-0	*4-1-1-1	*4-0-1-0	-----	*4-0-1-0	1-0-0-0	*2-0-1-0	-----
3-24	*Maryland	*4-0-0-0	*2-0-0-0	-----	0-0-0-0	*3-1-1-0	*3-0-1-0	*4-0-1-1	*4-0-1-0	*3-0-0-0	-----	1-0-0-0	*4-0-0-0	*3-0-0-0	-----
3-25	*Maryland	2-0-0-0	-----	*3-1-0-0	*3-0-2-1	*3-0-2-1	*4-1-2-0	*4-0-2-0	*5-0-1-1	*5-0-0-0	-----	-----	*4-2-2-0	*4-1-1-1	-----
3-27	Gardner-Webb	2-1-2-1	1-0-1-2	*4-2-1-2	*4-0-1-0	-----	*4-1-1-0	*6-0-3-2	*2-2-1-0	*5-1-1-0	3-1-1-0	*2-0-2-1	*5-4-5-6	*5-2-2-0	-----
3-28	Western Carolina	2-0-0-1	2-1-0-0	*1-1-0-0	*3-2-1-0	*3-1-1-0	*4-1-1-1	*6-1-3-3	*4-3-3-1	*5-1-2-1	2-1-1-0	-----	*5-1-2-3	*4-1-1-3	-----
3-30	*Miami (FL)	1-0-0-0	-----	1-0-0-0	*3-0-0-0	*4-0-0-0	*4-0-1-0	*3-1-2-1	*4-0-2-1	*3-1-0-0	-----	*3-0-0-0	*3-0-0-0	*3-1-2-1	-----
3-31	*Miami (FL)	-----	-----	*3-0-1-0	*2-1-1-0	*4-1-3-0	*4-0-1-1	*4-1-0-1	*4-0-0-0	*2-1-0-0	0-0-0-0	*3-0-0-0	1-0-0-0	*3-0-1-1	-----
4- 1	*Miami (FL)	*4-1-1-0	0-0-0-0	1-0-0-0	*2-1-1-0	*4-0-1-0	*1-1-1-0	*4-0-0-0	*5-1-2-1	*4-1-3-2	-----	0-0-0-0	*3-0-1-1	*3-1-1-0	-----
4- 3	Georgia	*3-0-1-0	-----	1-0-0-0	*4-1-0-0	*4-1-2-1	-----	*5-0-2-2	*2-1-0-0	*3-1-2-1	-----	-----	*5-0-0-0	*5-0-1-0	-----
4- 4	Georgia	3-2-2-3	1-0-0-0	*0-1-0-0	*3-0-0-0	*2-0-0-2	-----	*5-1-1-0	*4-2-1-1	*4-0-3-2	-----	*3-1-1-2	*4-2-0-0	*4-2-3-1	-----
4- 6	*Virginia Tech ^V	*3-1-1-0	-----	1-0-0-0	*4-0-1-1	*2-1-1-0	-----	*3-1-1-0	*5-0-1-0	*5-1-1-0	-----	*4-1-3-0	*4-0-0-1	*2-1-2-2	-----
4- 7	*Virginia Tech	2-0-1-2	-----	*3-2-1-0	*4-0-1-1	*3-1-1-1	-----	*5-1-2-2	*4-1-1-0	*1-0-0-0	1-0-0-0	*4-2-2-1	*5-1-1-0	*4-0-0-0	-----
4- 8	*Virginia Tech	*4-0-1-0	1-0-0-0	*1-0-0-0	*2-0-0-0	*4-0-0-0	-----	*4-0-1-1	*5-1-2-3	1-0-0-0	2-1-1-0	*2-0-0-0	*5-1-2-0	*5-2-2-1	-----
4-13	*Wake Forest	*4-0-3-1	0-0-0-0	1-0-0-0	*3-1-0-1	*4-1-3-1	*3-0-0-0	*3-0-2-3	*5-1-0-0	*3-2-2-0	0-0-0-0	-----	*5-1-2-0	*5-0-0-0	-----
4-14	*Wake Forest	2-1-1-0	0-0-0-0	*3-1-1-0	*3-0-0-0	*2-0-2-0	-----	*3-1-0-0	*3-1-1-0	*4-1-1-2	*4-0-1-1	-----	*3-0-2-2	1-0-0-0	*5-0-0-0
4-15	*Wake Forest	*3-1-1-0	*4-0-1-1	-----	-----	-----	*4-1-3-3	*4-0-0-0	*4-0-0-0	*4-0-0-0	*4-0-0-0	-----	*4-0-0-0	*4-1-3-0	*3-2-1-1
4-18	South Carolina	*4-0-2-0	*2-0-0-0	1-0-0-0	0-0-0-0	-----	*4-1-2-2	*3-0-1-0	*4-0-0-0	*2-0-0-0	-----	*4-0-0-0	*4-0-0-0	*4-1-1-0	-----
4-20	*Virginia	*4-1-0-0	*2-0-0-0	1-0-1-0	0-0-0-0	*3-0-2-0	*4-2-2-2	*4-0-0-0	*2-0-0-1	*2-0-0-0	1-0-0-0	-----	*3-0-2-0	*4-0-0-0	-----
4-21	*Virginia	2-0-1-0	-----	*2-0-0-0	*3-0-0-0	*3-0-0-0	*2-0-0-0	*4-0-2-0	*3-0-0-0	-----	-----	*5-0-0-0	*4-0-1-0	*4-0-0-0	-----
4-22	*Virginia	1-0-0-0	-----	*2-0-1-0	*1-0-0-0	*2-0-0-0	*4-0-2-1	*4-0-2-0	*2-0-1-0	-----	0-0-0-0	*4-1-1-0	*4-0-0-0	*4-1-1-1	-----
4-24	Elon	*5-1-3-0	-----	*5-0-1-2	*4-0-1-0	-----	*4-2-1-2	*6-1-2-2	*3-3-2-5	1-0-0-0	0-0-0-0	*4-3-1-0	*4-0-1-0	*3-2-1-1	-----
4-25	South Carolina	*4-2-2-4	-----	*4-1-0-0	*3-2-1-0	*2-1-1-0	*5-1-1-0	*5-1-3-0	*4-1-2-0	-----	2-2-1-1	-----	*5-1-3-3	*5-2-2-1	-----
4-27	*Georgia Tech	*5-0-1-1	0-0-0-0	*3-0-0-0	*3-0-1-0	-----	*3-0-0-0	*4-0-1-0	*5-1-2-1	1-0-0-0	1-1-1-0	*5-1-1-0	*4-0-0-0	*4-0-1-0	-----
4-28	*Georgia Tech	*5-1-2-2	-----	1-0-0-0	*4-0-1-1	-----	*4-3-4-2	*4-2-0-0	*3-0-0-0	*3-2-2-1	-----	*5-1-1-0	*3-0-1-1	*5-1-3-3	-----
4-29	*Georgia Tech	*4-0-2-0	1-0-1-1	*5-0-1-0	*2-0-2-0	-----	*4-1-0-0	*5-0-1-0	*3-1-3-0	*2-0-0-0	1-0-0-0	*4-0-1-1	1-0-0-1	*3-1-0-0	-----
5- 5	*Boston College	*4-0-1-0	-----	-----	*4-0-0-0	-----	*4-1-1-1	*3-1-1-0	*3-0-1-1	*3-0-2-2	0-0-0-0	*4-0-0-0	*3-2-3-0	*4-0-1-0	-----
5- 6	*Boston College ⁽¹⁾	*4-1-1-0	*3-0-1-0	-----	-----	-----	*4-0-0-1	*4-2-2-3	*4-0-2-0	*4-0-1-0	1-0-0-0	*4-1-0-0	1-0-0-0	*3-2-2-2	-----
5- 6	*Boston College ⁽²⁾	*3-2-1-0	-----	-----	*3-1-0-0	-----	*3-0-0-0	*4-0-0-0	*4-0-1-0	*4-1-2-0	*3-1-1-0	-----	*3-0-0-0	*4-2-3-6	-----
5- 8	# Wofford	*3-1-1-0	1-0-0-0	1-0-0-0	*1-1-0-0	-----	*4-2-3-3	*5-1-2-1	*5-2-2-1	*4-2-1-2	*3-1-2-1	-----	*4-2-2-1	*4-0-2-1	-----
5- 9	Furman	1-0-0-0	0-0-0-0	1-0-0-0	*1-1-0-0	-----	*2-0-1-2	*3-1-2-1	*4-0-0-0	*4-1-1-0	*4-0-0-0	*3-0-1-0	*4-0-0-0	*4-0-1-0	-----
5-11	*Florida State	*4-0-2-0	-----	-----	*3-0-0-0	-----	*4-1-1-1	*4-0-0-0	*4-0-1-0	*5-0-3-0	1-0-0-0	*4-0-2-0	*4-0-1-0	*4-0-0-0	-----
5-12	*Florida State	*4-2-1-1	1-0-0-0	1-0-0-0	*2-0-2-0	-----	*4-1-2-0	*3-0-1-2	*5-0-2-1	*4-1-0-0	*4-1-1-1	0-0-0-0	*1-1-0-0	*5-1-2-2	-----
5-13	*Florida State	*4-2-1-1	-----	-----	*4-1-1-1	-----	*5-3-3-5	*3-2-2-2	*5-1-2-2	*5-0-1-0	-----	-----	*5-1-1-0	*4-1-0-0	-----
5-15	College of Charleston	*3-3-0-1	0-1-0-0	1-0-1-1	*4-2-2-3	-----	*4-2-0-0	*4-1-3-6	*3-1-1-3	*4-2-0-0	2-1-1-0	*4-2-3-2	*3-1-1-0	*4-3-3-3	-----
5-17	*N.C. State	*5-0-1-2	-----	2-0-0-0	*3-1-1-0	-----	*3-1-1-0	*3-1-1-0	*4-0-1-1	*4-1-2-1	1-0-0-0	*5-0-0-0	*2-0-0-0	*3-0-1-0	-----
5-18	*N.C. State	*4-1-1-0	-----	-----	*3-0-1-1	-----	*3-1-1-0	*4-1-1-3	*3-0-1-0	-----	-----	*4-0-0-0	*4-0-0-0	*4-1-1-0	-----
5-19	*N.C. State	*5-1-2-1	-----	2-0-1-0	*3-0-1-0	-----	*3-0-0-0	*4-1-0-1	*5-1-3-3	*3-0-0-0	*3-0-1-1	-----	*2-1-0-0	*3-2-2-0	-----
5-23	+ Miami (FL)	*3-0-0-0	-----	1-0-1-0	*3-1-2-1	*4-0-1-1	*2-0-2-0	*6-0-1-0	*6-1-1-0	*4-1-0-0	2-1-1-1	*6-1-1-0	2-0-0-0	*5-0-2-1	-----
5-25	+ Wake Forest	*3-0-0-1	-----	-----	*3-1-0-0	*5-0-0-0	*3-1-1-0	*3-0-0-0	*3-0-1-1	*4-0-1-0	*3-0-1-0	-----	-----	*4-0-2-0	-----
5-26	+ Florida State	*5-0-0-0	-----	-----	*4-1-2-0	*3-0-1-2	*3-0-0-0	*4-2-2-0	*4-1-1-1	*3-0-2-1	0-1-0-0	-----	*2-0-0-0	*4-0-2-1	-----
6- 1	\$ Saint John's	0-1-0-0	-----	*3-0-0-0	*2-0-0-0	*5-0-3-2	*4-0-0-0	*4-0-1-0	*4-1-2-0	*4-1-3-0	-----	*4-0-0-0	-----	*3-0-0-0	-----
6- 3	\$ Coastal Carolina	*5-3-3-0	-----	1-0-0-0	*4-0-2-0	*5-2-0-0	*4-3-3-4	*5-1-3-0	*5-0-3-2	*4-0-1-1	1-0-0-0	-----	*3-0-0-0	*3-2-1-3	-----
6- 4	\$ Coastal Carolina	*5-1-1-2	0-0-0-0	1-0-1-0	*5-1-1-0	*6-2-3-0	*4-3-3-2	*5-3-3-4	*4-1-2-0	*4-0-1-2	*5-0-1-1	-----	2-0-0-0	*6-4-4-3	-----
6- 8	† Mississippi State	*5-1-1-0	-----	-----	*3-0-0-0	*5-0-0-0	*4-1-2-3	*3-1-1-2	*3-1-2-1	*3-1-2-1	*3-0-0-0	-----	1-0-0-0	*3-2-1-0	-----
6- 9	† Mississippi State	*5-1-1-0	-----	-----	*4-0-1-2	*5-0-1-0	*4-0-1-0	*4-0-0-1	*4-1-3-2	*3-2-2-0	-----	*4-0-0-0	-----	*4-1-3-0	-----

* - start; * - ACC regular-season game; # - Greenville, SC; + - ACC Tournament at Jacksonville, FL; \$ - NCAA Regional at Myrtle Beach, SC; † - NCAA Super Regional at Starkville, MS; ^V - due to inclement weather, game was completed on Apr. 7; Note: **Bold** denotes a Clemson home game.



Career Individual Game-By-Game Pitching



#33 William Bond, LHP

2007 • *So.

Date	Opponent	IP	H	R	ER	BB	SO	Dec
3-27	Gardner-Webb	1.0	2	0	0	0	1	
4-25	South Carolina	0.2	1	2	0	0	1	
4-28	*Georgia Tech	0.1	2	1	1	1	0	
5- 8	# Wofford	1.0	2	0	0	1	2	
5-15	College of Charleston	1.0	0	0	0	0	0	

#36 Stephen Clyne, RHP

2005 • *So.

Date	Opponent	IP	H	R	ER	BB	SO	Dec
2-20	% East Carolina	2.1	0	0	0	0	3	
2-25	California-Irvine	^1.0	0	0	0	0	3	S
3- 4	Auburn	^0.1	1	0	0	2	1	
3-18	*North Carolina	^1.1	0	0	0	0	2	
3-23	Old Dominion	^2.1	0	0	0	0	2	
3-26	*Maryland ⁽²⁾	1.0	0	0	0	0	2	
3-30	Coastal Carolina	^1.0	1	0	0	0	1	
4- 3	*Florida State ⁽¹⁾	^0.1	0	0	0	1	0	
4- 5	Georgia	0.2	4	3	3	1	1	
4-10	*Duke	^1.2	2	1	0	1	2	W
4-17	*Virginia	1.1	3	2	2	0	0	
4-22	*N.C. State	^4.0	6	2	2	3	7	
4-26	Elon	^3.0	3	1	1	2	4	S
4-30	*Georgia Tech	^0.1	0	0	0	0	0	W
5- 8	*Virginia Tech	^2.2	6	3	2	0	1	
5-19	*Miami (FL)	^1.0	1	1	1	1	0	
5-25	+ Virginia	^0.2	0	0	0	0	1	
6- 3	\$ North Carolina A&T	^2.0	2	0	0	0	0	
6-12	¶ Baylor	^1.2	0	0	0	0	0	

2006 • *Jr.

Date	Opponent	IP	H	R	ER	BB	SO	Dec
2-19	James Madison	1.0	0	0	0	0	0	
2-26	Mercer ⁽¹⁾	1.1	1	0	0	0	1	
3- 8	William & Mary	2.0	0	0	0	0	2	W
3-11	Kansas	^2.0	2	1	1	0	4	L
3-18	*Virginia	0.0	2	4	4	2	0	
3-28	Georgia	0.1	1	0	0	0	0	
4- 4	Western Carolina	1.1	0	1	0	0	2	
4- 9	*Maryland	1.0	1	2	2	1	2	
4-16	*Georgia Tech	2.0	1	0	0	0	0	
4-19	Furman	^2.1	1	0	0	0	2	
4-21	*Boston College	0.2	1	0	0	0	0	
4-28	*Virginia Tech	^1.1	3	0	0	0	3	
5- 8	*Duke ⁽²⁾	3.0	1	0	0	0	4	
5-12	*Florida State	^1.1	0	0	0	1	2	
5-20	*Wake Forest	2.1	1	0	0	0	3	
5-27	+ Georgia Tech ⁽¹⁾	2.1	2	0	0	1	1	

2007 • *Sr.

Date	Opponent	IP	H	R	ER	BB	SO	Dec
2-16	George Mason	^1.0	1	0	0	0	0	
2-18	George Mason	1.1	2	0	0	0	2	
2-23	Pacific	^5.1	3	0	0	1	5	W
2-28	Winthrop	3.0	1	0	0	0	3	W
3- 7	Coastal Carolina	0.2	0	0	0	1	0	
3-10	Memphis	^3.1	1	0	0	0	4	W
3-14	Georgia Southern	1.0	0	0	0	1	0	
3-18	*Duke	0.1	0	0	0	0	0	
3-20	Western Carolina	2.1	3	2	1	0	3	
3-24	*Maryland	^1.1	1	0	0	1	0	
3-30	*Miami (FL)	0.1	0	0	0	0	1	
3-31	*Miami (FL)	2.0	0	0	0	1	0	
4- 3	Georgia	^1.0	1	0	0	0	1	S
4- 4	Georgia	^0.1	0	0	0	0	0	W
4- 8	*Virginia Tech	^1.0	1	0	0	0	0	S
4-14	*Wake Forest	^0.0	1	0	0	0	0	
4-15	*Wake Forest	^0.0	1	0	0	0	0	
4-21	*Virginia	^2.0	4	3	2	1	3	L
4-24	Elon	^0.2	0	0	0	1	0	
4-25	South Carolina	1.1	2	1	1	0	3	
4-27	*Georgia Tech	3.2	5	2	2	2	6	
5- 5	*Boston College	^1.2	1	0	0	0	4	W
5- 6	*Boston College ⁽¹⁾	^0.2	1	0	0	0	0	
5- 9	Furman	1.2	3	3	2	2	3	
5-13	*Florida State	^2.1	1	0	0	2	1	S
5-15	College of Charleston	^1.0	0	0	0	0	1	
5-17	*N.C. State	^0.2	3	3	3	1	2	
5-23	+ Miami (FL)	1.2	2	0	0	0	4	
5-25	+ Wake Forest	^0.2	3	1	0	2	0	L
6- 3	\$ Coastal Carolina	1.0	0	0	0	1	1	
6- 8	¶ Mississippi State	2.0	3	2	2	1	1	

#25 Alan Farina, RHP

2007 • Jr.

Date	Opponent	IP	H	R	ER	BB	SO	Dec
2-17	George Mason	1.2	2	2	1	0	3	
2-24	Pacific ⁽¹⁾	3.0	2	1	1	0	4	
3- 4	South Carolina	1.0	0	0	0	0	1	
3-11	Memphis	^4.2	2	2	2	5	2	
3-18	*Duke	^2.0	4	6	6	3	2	
3-23	*Maryland	4.0	2	0	0	0	8	
3-28	Western Carolina	1.0	0	0	0	0	0	
3-30	*Miami (FL)	2.0	3	2	2	1	5	
4- 3	Georgia	3.1	1	0	0	0	3	W
4- 8	*Virginia Tech	4.1	0	0	0	2	7	W
4-14	*Wake Forest	3.1	1	1	1	1	5	L
4-18	South Carolina	^1.0	0	0	0	0	1	
4-20	*Virginia	^3.0	1	0	0	1	4	
4-22	*Virginia	^2.2	2	1	1	3	1	S
4-25	South Carolina	^1.0	1	1	1	2	0	
4-27	*Georgia Tech	^1.0	0	0	0	0	2	W
4-29	*Georgia Tech	^1.2	1	0	0	1	1	
5- 6	*Boston College ⁽¹⁾	0.2	4	3	3	0	1	L
5- 9	Furman	^1.1	0	0	0	1	2	
5-12	*Florida State	^4.1	4	0	0	0	6	W
5-18	*N.C. State	^2.0	3	2	2	3	4	L
5-23	+ Miami (FL)	^3.2	1	1	0	1	6	W
6- 1	\$ Saint John's	^1.0	2	1	1	1	2	W
6- 3	\$ Coastal Carolina	^1.0	3	2	2	0	0	
6- 9	¶ Mississippi State	^2.2	2	1	1	2	2	

#17 Chris Fidrych, LHP

2005 • Fr.

Date	Opponent	IP	H	R	ER	BB	SO	Dec
2-27	California-Irvine	^1.0	1	0	0	0	0	
3- 5	Auburn	^0.1	1	0	0	0	1	
3- 9	Winthrop	^0.2	0	0	0	0	1	
3-18	*North Carolina	0.0	1	0	0	0	0	
3-29	Coastal Carolina	2.0	5	3	3	2	1	
4-15	*Virginia	^1.0	0	0	0	1	1	
4-19	Western Carolina	4.0	1	0	0	0	4	
5- 1	*Georgia Tech	2.2	2	2	2	2	2	
5-19	*Miami (FL)	1.0	2	2	2	1	0	
6-12	¶ Baylor	1.1	0	0	0	0	3	

2007 • *So.

Date	Opponent	IP	H	R	ER	BB	SO	Dec
2-17	George Mason	1.0	0	0	0	0	0	
2-24	Pacific ⁽²⁾	0.0	0	0	0	0	3	
3- 3	South Carolina	1.0	0	0	0	0	0	
3-28	Western Carolina	1.0	2	2	2	1	0	
4- 4	Georgia	0.1	0	0	0	0	0	
4-15	*Wake Forest	0.1	0	0	0	0	0	
4-28	*Georgia Tech	0.1	0	0	0	0	0	
5- 6	*Boston College ⁽¹⁾	0.1	0	0	0	0	0	
5- 9	Furman	0.0	1	0	0	0	0	
6- 4	\$ Coastal Carolina	1.0	0	0	0	1	0	

#45 Ryan Hinson, LHP

2006 • Fr.

Date	Opponent	IP	H	R	ER	BB	SO	Dec
2-19	James Madison	1.0	1	1	0	2	2	
2-26	Mercer ⁽²⁾	1.0	0	0	0	0	0	
3- 5	South Carolina	0.2	1	0	0	1	0	
3-15	Gardner-Webb	1.0	2	1	1	0	2	
3-21	Elon	^5.0	2	1	1	2	6	W
4- 2	*Miami (FL)	1.0	0	0	0	0	2	
4- 5	South Carolina	^5.0	6	1	1	3	7	
4-14	*Georgia Tech	1.2	2	1	1	1	2	W
4-16	*Georgia Tech	2.1	3	5	5	3	3	
4-22	*Boston College ⁽²⁾	^3.0	1	0	0	0	1	S
4-30	*Virginia Tech	1.0	0	0	0	0	1	
5- 8	*Duke ⁽¹⁾	0.0	1	0	0	1	0	
5- 9	*Duke	^1.0	0	0	0	0	0	
5-13	*Florida State	^2.2	1	0	0	0	2	W
5-20	*Wake Forest	1.0	0	0	0	0	2	
5-27	+ Georgia Tech ⁽¹⁾	1.0	3	2	2	3	0	
6- 4	\$ Mississippi State	0.0	0	1	1	1	0	
6-16	! Georgia Tech	2.0	1	0	0	1	1	W
6-20	! Cal State Fullerton	0.1	0	1	1	0	0	

2007 • So.

Date	Opponent	IP	H	R	ER	BB	SO	Dec
2-18	George Mason	^4.0	3	1	1	3	3	
2-24	Pacific ⁽¹⁾	^5.0	8	2	0	1	4	
3- 4	South Carolina	^6.0	4	1	1	1	5	
3-10	Memphis	^5.2	7	2	2	1	6	
3-17	*Duke	^6.1	5	2	2	1	3	W
3-24	*Maryland	^6.2	6	4	2	3	6	L
3-31	*Miami (FL)	^6.0	3	1	1	2	6	W
4- 8	*Virginia Tech	^4.2	4	2	2	2	2	
4-15	*Wake Forest	^7.0	9	2	2	0	8	W
4-22	*Virginia	^6.1	1	0	0	5	5	W
4-29	*Georgia Tech	^3.2	3	4	1	6	2	L
5- 6	*Boston College ⁽²⁾	^4.1	7	6	5	2	1	
5- 9	Furman	^2.0	1	1	1	2	2	
5-13	*Florida State	0.2	1	1	1	2	0	
5-15	College of Charleston	1.0	2	1	1	1	2	
5-19	*N.C. State	2.0	1	0	0	2	2	W
5-25	+ Wake Forest	^6.1	4	1	1	3	1	
6- 3	\$ Coastal Carolina	1.2	1	0	0	0	1	W
6- 9	¶ Mississippi State	2.2	2	2	2	2	1	



Career Individual Game-By-Game Pitching



#47 David Kopp, RHP

2005 • Fr.										
Date	Opponent	IP	H	R	ER	BB	SO	Dec		
2-19	% Coastal Carolina	2.1	1	1	1	3	4			
2-25	California-Irvine	1.1	2	1	1	0	2			
3- 4	Auburn	3.1	5	3	3	1	2	L		
3- 9	Winthrop	*2.0	6	6	5	0	0	L		
3-13	South Carolina	0.1	0	2	1	1	0			
3-16	Furman	1.0	1	0	0	0	0			
3-22	Old Dominion	*7.0	2	0	0	1	2	W		
3-29	Coastal Carolina	*6.0	6	2	2	1	5	W		
4- 3	*Florida State ⁽¹⁾	6.0	5	2	2	1	4	L		
4- 9	*Duke	1.1	0	0	0	1	2			
4-12	Western Carolina ^c	*4.0	4	2	1	1	3			
4-17	*Virginia	1.1	1	1	1	0	0			
4-20	South Carolina	*5.0	4	3	3	3	3			
4-26	Elon	*6.0	4	5	4	4	7	W		
4-30	*Georgia Tech	3.0	4	0	0	0	4			
5- 8	*Virginia Tech	2.0	3	2	0	1	2			
5-14	*Wake Forest	0.2	2	4	4	3	1			
5-17	College of Charleston	*6.0	8	4	4	0	1	W		
5-21	*Miami (FL)	*2.0	0	0	0	0	0	S		
5-28	+ Virginia	*5.2	2	1	0	3	2			
6- 5	*Oral Roberts	*1.0	4	2	2	0	1			
6-13	¶ Baylor	3.0	2	2	2	2	1			

2006 • So.										
Date	Opponent	IP	H	R	ER	BB	SO	Dec		
3- 3	College of Charleston	*1.0	1	0	0	0	0			
3- 8	William & Mary	*3.0	4	3	1	0	1			
3-15	Gardner-Webb	*3.0	1	3	3	3	4	W		
3-21	Elon	*4.0	6	2	1	2	1			
3-28	Georgia	*5.1	9	7	6	1	6			
4- 1	*Miami (FL)	2.0	2	0	0	2	2			
4- 5	South Carolina	0.1	0	0	0	0	1			
4- 8	*Maryland	1.1	2	1	1	0	0			
4-12	South Carolina	*6.0	5	1	1	1	2	W		
4-18	Winthrop	*5.1	7	5	4	2	6	L		
4-22	*Boston College ⁽¹⁾	*6.1	2	0	0	2	8			
4-30	*Virginia Tech	*6.0	7	2	2	4	6	W		
5- 9	*Duke	2.0	1	0	0	0	2			
5-13	*Florida State	3.1	2	0	0	1	1			
5-19	*Wake Forest	1.0	0	0	0	0	1			
5-27	+ Georgia Tech ⁽²⁾	*2.2	6	7	7	1	4	W		
6- 4	*Mississippi State	1.1	1	1	1	2	0	W		
6- 9	¶ Oral Roberts	0.2	0	0	0	0	0			
6-10	¶ Oral Roberts	*2.2	1	0	0	0	0	W		
6-20	! Cal State Fullerton	1.0	2	1	1	0	1	L		

2007 • Jr.										
Date	Opponent	IP	H	R	ER	BB	SO	Dec		
2-17	George Mason	*5.0	4	0	0	1	5			
2-24	Pacific ⁽²⁾	*5.0	7	2	0	2	6	W		
3- 3	South Carolina	*5.1	6	7	7	3	2	L		
3- 9	Memphis	*5.0	7	4	4	2	5			
3-14	Georgia Southern	*5.0	2	0	0	2	4	W		
3-20	Western Carolina	*5.1	4	4	4	1	2	L		
3-25	*Maryland	*7.0	6	0	0	0	5	W		
4- 1	*Miami (FL)	*5.2	7	4	1	4	4			
4- 7	*Virginia Tech	*7.0	5	2	2	1	6	W		
4-14	*Wake Forest	*5.0	8	5	5	1	6			
4-21	*Virginia	*7.0	2	0	0	2	5			
4-28	*Georgia Tech	*6.0	6	2	1	1	4	W		
5- 6	*Boston College ⁽¹⁾	*5.1	10	3	3	1	6			
5-12	*Florida State	*4.1	8	6	5	3	3			
5-18	*N.C. State	*6.0	6	4	4	3	3			
5-26	+ Florida State	*9.0	6	1	0	0	7	W		
6- 3	\$ Coastal Carolina	*5.0	9	6	4	0	2			
6- 9	¶ Mississippi State	*1.2	5	5	2	2	0	L		

#40 Alex Martin, LHP

2006 • *Fr.										
Date	Opponent	IP	H	R	ER	BB	SO	Dec		
2-26	Mercer ⁽²⁾	1.0	0	0	0	0	1			
3-10	Kansas	*1.0	2	0	0	0	0			
3-22	Elon	3.1	4	0	0	0	1	W		
3-24	*N.C. State	3.0	0	0	0	3	3			
3-28	Georgia	0.1	0	0	0	0	0			
3-31	*Miami (FL)	4.0	3	2	2	2	2	W		
4- 5	South Carolina	0.1	2	1	1	1	0			
4- 8	*Maryland	0.1	1	0	0	0	0			
4-12	South Carolina	2.0	5	3	3	0	1			
4-15	*Georgia Tech	0.1	0	1	1	0	0			
4-16	*Georgia Tech	0.1	1	2	1	1	0			
5- 9	*Duke	1.0	0	0	0	1	0			
5-14	*Florida State	0.1	0	0	0	0	0			
5-18	*Wake Forest	1.0	3	1	1	0	0			

2007 • *So.										
Date	Opponent	IP	H	R	ER	BB	SO	Dec		
4- 4	Georgia	0.0	0	0	0	1	0			
4- 7	*Virginia Tech	1.0	1	0	0	0	1			
4-15	*Wake Forest	0.1	0	0	0	0	0			
4-24	Elon	1.1	0	1	1	1	1			
4-28	*Georgia Tech	*1.2	0	0	0	0	2			
5-12	*Florida State	0.1	0	0	0	1	0			
5-17	*N.C. State	0.2	0	1	1	1	1			
5-25	+ Wake Forest	0.1	0	1	1	0	0			
6- 4	\$ Coastal Carolina	0.1	2	2	1	1	0			

#9 D.J. Mitchell, OF/RHP

2007 • So.										
Date	Opponent	IP	H	R	ER	BB	SO	Dec		
2-16	George Mason	2.0	0	0	0	0	1			
2-21	High Point	*4.0	3	1	1	2	6	W		
3- 3	South Carolina	1.2	5	5	4	1	0			
3-11	Memphis	1.0	0	0	0	0	0			
3-17	*Duke	*2.2	2	0	0	0	4			
3-25	*Maryland	1.0	0	0	0	0	2			
3-28	Western Carolina	*4.1	4	4	3	1	3			
4- 3	Georgia	*4.2	4	2	2	0	3			
4-13	*Wake Forest	*2.0	0	0	0	0	3			
4-20	*Virginia	2.1	4	1	0	1	3			
4-25	South Carolina	*6.0	4	1	1	3	6	W		
5- 8	# Wofford	*5.0	5	0	0	0	5	W		
5-13	*Florida State	*6.0	5	5	4	5	5	W		
5-19	*N.C. State	*4.2	6	3	3	2	2			
6- 4	\$ Coastal Carolina	*5.0	6	1	1	1	6	W		

#41 Daniel Moskos, LHP

2005 • Fr.										
Date	Opponent	IP	H	R	ER	BB	SO	Dec		
2-19	% Coastal Carolina	0.2	0	1	1	1	1	L		
2-20	% East Carolina	0.1	2	1	1	1	1			
2-25	California-Irvine	0.1	0	0	0	0	0	W		
2-26	California-Irvine	0.0	1	0	0	1	0			
3- 4	Auburn	1.0	0	1	1	1	0			
3- 9	Winthrop	0.1	0	0	0	1	0			
3-12	South Carolina	0.1	1	0	0	1	0			
3-16	Furman	1.0	1	1	1	1	0			
3-20	*North Carolina	0.1	2	1	1	0	0			
3-25	*Maryland	1.0	1	0	0	0	1			
3-26	*Maryland ⁽²⁾	*1.0	1	0	0	0	1			
3-30	Coastal Carolina	1.0	1	0	0	2	1			
4- 8	*Duke	*2.0	0	0	0	1	4			
4-16	*Virginia	0.2	0	0	0	1	0			
4-22	*N.C. State	0.1	4	1	1	0	0			
4-27	Wofford	*2.0	1	0	0	0	3			
4-29	*Georgia Tech	0.0	3	3	2	0	0	L		
5- 1	*Georgia Tech	*2.2	2	0	0	0	2			
5-17	College of Charleston	0.1	2	1	1	1	0			
5-25	+ Virginia	1.0	2	2	1	1	1			
6- 3	\$ North Carolina A&T	0.1	0	0	0	0	0	W		

2006 • So.

Date	Opponent	IP	H	R	ER	BB	SO	Dec
2-17	James Madison ⁽²⁾	2.0	0	0	0	1	3	
2-24	Mercer	2.2	1	0	0	1	2	
2-26	Mercer ⁽¹⁾	0.2	2	2	0	0	1	L
3- 4	South Carolina	^4.2	2	1	1	1	1	
3- 8	William & Mary	^1.0	0	0	0	1	1	
3-12	Kansas	1.0	0	0	0	1	2	W
3-17	*Virginia	^2.2	3	1	0	3	1	L
3-19	*Virginia	1.1	2	2	2	1	0	L
3-22	Elon	^1.0	0	0	0	1	1	S
3-25	*N.C. State	^2.0	1	0	0	2	0	S
3-28	Georgia	^2.0	4	1	1	1	3	L
3-31	*Miami (FL)	^2.0	2	0	0	0	3	S
4- 1	*Miami (FL)	^0.1	0	0	0	0	1	S
4- 5	South Carolina	^3.1	0	0	0	1	2	W
4- 8	*Maryland	^0.1	0	0	0	0	1	W
4-11	Western Carolina	^1.2	0	0	0	0	2	S
4-14	*Georgia Tech	^2.0	1	0	0	0	2	S
4-16	*Georgia Tech	^0.2	3	2	2	1	0	
4-18	Winthrop	^3.2	3	1	1	2	4	
4-21	*Boston College	^1.1	2	0	0	0	1	S
4-26	Wofford	^1.0	0	0	0	0	3	
4-30	*Virginia Tech	^1.0	2	1	1	1	1	
5- 8	*Duke ⁽¹⁾	^1.0	0	0	0	1	1	S
5-14	*Florida State	^1.0	0	0	0	0	1	3
5-16	College of Charleston	^0.1	0	0	0	0	1	S
5-19	*Wake Forest	^1.0	0	0	0	0	1	
5-20	*Wake Forest	^1.0	1	0	0	0	0	
5-25	+Georgia Tech	^2.0	3	1	1	1	3	W
5-27	+Georgia Tech ⁽¹⁾	^2.0	5	3	3	0	1	L
6- 4	\$ Mississippi State	^2.2	0	0	0	0	3	S
6- 9	¶ Oral Roberts	^2.0	5	3	3	0	3	W
6-16	!Georgia Tech	^1.0	0	0	0	0	1	
6-20	!Cal State Fullerton	^1.1	2	0	0	0	2	



Career Individual Game-By-Game Pitching



#23 Justin Sarratt, RHP

2007 • Fr.

Date	Opponent	IP	H	R	ER	BB	SO	Dec
2-24	Pacific ⁽²⁾	0.0	1	2	2	1	0	
3- 3	South Carolina	[^] 1.0	1	0	0	0	1	
3-11	Memphis	1.0	1	0	0	0	0	
3-18	*Duke	1.0	0	0	0	1	1	
3-27	Gardner-Webb	1.0	1	0	0	0	2	
3-30	*Miami (FL)	[^] 2.0	4	3	3	0	3	
4- 4	Georgia	1.2	1	0	0	1	3	
4- 7	*Virginia Tech	[^] 1.0	4	3	0	0	1	
4-24	Elon	1.2	5	5	1	2	1	L
5- 8	#Wofford	1.0	2	1	1	0	1	
5-11	*Florida State	[^] 0.2	0	0	0	0	0	
5-17	*N.C. State	0.1	1	0	0	0	0	
6- 4	\$Coastal Carolina	0.2	0	0	0	0	0	

#27 Brock Schnabel, RHP

2007 • Jr.

Date	Opponent	IP	H	R	ER	BB	SO	Dec
2-17	George Mason	0.1	2	3	3	1	0	L
3-11	Memphis	1.1	1	0	0	0	1	W
3-27	Gardner-Webb	[^] 1.0	0	0	0	0	0	
4- 4	Georgia	1.0	4	3	3	0	1	
5- 8	#Wofford	1.0	1	2	2	0	2	

#42 Josh Thrailkill, RHP

2007 • Fr.

Date	Opponent	IP	H	R	ER	BB	SO	Dec
2-21	High Point	[^] 2.0	4	2	2	0	2	
3-27	Gardner-Webb	1.0	0	0	0	0	1	
4- 4	Georgia	2.0	5	3	3	0	2	

#22 Matt Vaughn, RHP

2006 • Fr.

Date	Opponent	IP	H	R	ER	BB	SO	Dec
2-17	James Madison ⁽¹⁾	[^] 1.0	1	1	1	1	1	
3- 3	College of Charleston	2.0	0	0	0	0	3	
3-10	Kansas	1.0	2	2	2	1	0	
3-15	Gardner-Webb	1.0	2	1	1	0	0	
3-22	Elon	2.0	0	0	0	0	3	
3-28	Georgia	1.2	3	4	1	2	2	
3-31	*Miami (FL)	0.2	1	0	0	0	0	
4- 4	Western Carolina	[^] 1.0	5	6	5	3	1	L
4- 9	*Maryland	1.0	1	0	0	0	1	
4-12	South Carolina	[^] 1.0	2	1	1	0	2	
4-16	*Georgia Tech	0.0	3	4	4	0	0	
5- 8	*Duke ⁽²⁾	1.0	1	0	0	0	2	
5-20	*Wake Forest	0.0	1	0	0	0	0	

2007 • So.

Date	Opponent	IP	H	R	ER	BB	SO	Dec
2-18	George Mason	2.0	3	3	3	2	1	
2-24	Pacific ⁽²⁾	[^] 2.0	1	0	0	1	3	S
3- 9	Memphis	3.1	1	0	0	0	6	
3-16	*Duke	1.0	3	3	0	0	2	
3-18	*Duke	4.0	2	0	0	0	3	W
3-27	Gardner-Webb	[^] 5.0	5	2	1	1	5	W
4- 6	*Virginia Tech ^V	[^] 5.0	7	2	2	2	3	W
4-18	South Carolina	4.2	3	1	1	1	3	
4-24	Elon	2.1	2	1	1	1	3	
4-28	*Georgia Tech	0.2	2	0	0	0	0	
5- 6	*Boston College ⁽²⁾	[^] 4.2	2	0	0	2	4	W
5-11	*Florida State	1.0	5	6	3	0	1	
5-17	*N.C. State	1.2	4	1	1	1	1	
5-25	+Wake Forest	0.2	0	0	0	1	1	
6- 3	\$Coastal Carolina	0.1	1	0	0	2	0	
6- 8	†Mississippi State	[^] 1.0	0	0	0	0	1	

#31 P.J. Zocchi, RHP

2004 • Fr.

Date	Opponent	IP	H	R	ER	BB	SO	Dec
2-24	Charlotte	1.0	1	0	0	0	0	
2-29	^o Georgia Southern	3.0	1	0	0	0	5	
3- 3	Gardner-Webb	[^] 2.0	5	3	3	2	2	

2005 • *Fr.

Date	Opponent	IP	H	R	ER	BB	SO	Dec
4-19	Western Carolina	[^] 2.0	1	0	0	1	1	W
4-27	Wofford	[^] 3.0	1	1	1	1	2	0
5- 1	*Georgia Tech	1.1	2	0	0	1	1	
5-14	*Wake Forest	0.2	2	3	3	2	1	

2006 • *So.

Date	Opponent	IP	H	R	ER	BB	SO	Dec
2-19	James Madison	1.0	2	0	0	0	3	
2-24	Mercer	1.1	1	0	0	3	0	
3- 3	College of Charleston	[^] 6.0	5	0	0	2	4	W
3-11	Kansas	2.2	3	2	2	2	5	
3-18	*Virginia	0.1	4	3	1	0	1	
3-22	Elon	[^] 1.2	2	4	4	4	3	
3-29	Georgia	[^] 5.0	8	6	6	1	6	W
4- 4	Western Carolina	5.0	5	1	1	0	7	
4-11	Western Carolina	[^] 6.0	3	1	0	4	2	W
4-16	*Georgia Tech	2.0	4	3	2	1	3	
4-19	Furman	[^] 6.0	4	1	1	2	6	
4-29	*Virginia Tech	3.0	2	0	0	1	4	
5- 8	*Duke ⁽¹⁾	1.1	0	0	0	1	2	W
5-16	College of Charleston	[^] 8.2	5	0	0	1	8	W
5-24	+Wake Forest	[^] 6.0	4	1	1	1	3	W
5-28	+N.C. State	[^] 0.1	0	0	0	0	1	S
6- 9	†Oral Roberts	5.0	6	1	1	1	3	
6-20	!Cal State Fullerton	6.0	7	2	2	2	5	

2007 • *Jr.

Date	Opponent	IP	H	R	ER	BB	SO	Dec
2-16	George Mason	[^] 6.0	1	0	0	0	6	W
2-23	Pacific	[^] 3.2	4	3	3	3	4	
2-28	Winthrop	[^] 5.0	9	4	3	1	3	
3- 7	Coastal Carolina	[^] 5.1	5	0	0	0	3	W
3-16	*Duke	[^] 7.0	3	0	0	3	8	W
3-23	*Maryland	[^] 3.0	8	3	3	4	6	
3-30	*Miami (FL)	[^] 4.0	5	4	4	2	5	L
4- 4	Georgia	0.2	3	3	3	2	0	
4-15	*Wake Forest	0.2	1	2	2	0	0	
4-24	Elon	[^] 3.0	5	6	6	4	2	
4-29	*Georgia Tech	3.2	3	2	1	3	2	
5- 6	*Boston College ⁽¹⁾	2.0	2	2	2	1	2	
5- 9	Furman	4.0	6	2	2	0	7	L
5-15	College of Charleston	[^] 5.0	7	5	4	1	2	W
5-19	*N.C. State	[^] 2.1	2	0	0	2	4	S
6- 4	\$Coastal Carolina	[^] 1.0	1	0	0	0	2	
6- 9	†Mississippi State	2.0	2	0	0	0	0	

#20 Matt Zoltak, LHP

2007 • Fr.

Date	Opponent	IP	H	R	ER	BB	SO	Dec
2-24	Pacific ⁽²⁾	2.0	2	0	0	0	3	
3- 7	Coastal Carolina	1.2	0	0	0	0	0	
3-14	Georgia Southern	2.0	1	0	0	0	2	
3-18	*Duke	0.2	1	0	0	0	1	
3-23	*Maryland	1.0	0	1	1	1	1	L
3-28	Western Carolina	1.2	2	0	0	1	2	W
3-30	*Miami (FL)	0.2	1	1	1	1	0	
4- 1	*Miami (FL)	0.1	3	2	2	0	0	L
4- 4	Georgia	[^] 3.0	4	1	1	1	1	
4-13	*Wake Forest	1.0	1	1	1	1	1	
4-18	South Carolina	[^] 2.1	3	3	3	2	1	L
4-29	*Georgia Tech	0.0	1	0	0	0	0	
5- 8	#Wofford	[^] 1.0	0	0	0	0	1	
5-11	*Florida State	0.2	3	1	1	0	1	
5-15	College of Charleston	1.0	1	1	1	1	1	
5-17	*N.C. State	0.2	0	2	2	4	0	
6- 4	\$Coastal Carolina	1.0	0	0	0	0	1	

• - start; ^ - finished game; * - ACC regular-season game; ° - Keith LeClair Invitational at Greenville, NC; % - Baseball at The Beach at Myrtle Beach, SC; # - Greenville, SC; + - ACC Tournament; \$ - NCAA Regional; † - NCAA Super Regional; ! - College World Series at Omaha, NE; ° - due to inclement weather, game was completed on Apr. 19 at Clemson, SC; ° - due to inclement weather, game was completed on Apr. 7; Note: **Bold** denotes a Clemson home game.



2007 Clemson Boxscores



Game 1 • Clemson 14, George Mason 0

February 16, 2007 • Doug Kingsmore Stadium • Clemson, SC

In game-one on February 16, #1 Clemson totaled 20 hits in a 14-0 win over George Mason at Doug Kingsmore Stadium. Every Tiger starter had at least one hit, including two homers and three RBIs by **Doug Hogan**. Clemson's eight-run seventh inning put the game out of reach.

George Mason 0 (0-1)										Clemson 14 (1-0)									
Player	AB	R	H	RBI	BB	SO	PO	A		Player	AB	R	H	RBI	BB	SO	PO	A	
Wiggins, CF	4	0	0	0	0	2	5	0		Johnson, LF	5	2	1	0	1	0	1	0	1
Fournier, 2B	4	0	1	0	0	1	4	3		Chalk, CF	6	1	3	2	0	1	0	0	0
Romanow, 1B	3	0	0	0	0	0	9	0		Harbin, 2B/SS	5	1	3	2	0	1	3	2	
Krieger, LF	3	0	0	0	0	1	0	0		Bunnell, PH/2B	1	0	1	0	0	0	0	0	1
Ju. Bour, DH	3	0	0	0	0	0	0	0		D'Alessio, 1B	5	2	1	2	0	0	7	0	
Ja. Bour, C	3	0	1	0	0	0	1	1		Morris, 1B	1	0	0	0	0	0	5	0	
Brecko, RF	3	0	0	0	0	1	1	0		Smith, 3B	4	1	1	0	0	0	0	3	
Uphouse, 3B	3	0	0	0	0	1	2	2		Burg, DH	4	0	2	1	0	0	0	0	
Weiss, SS	3	0	0	0	0	1	2	3		Widmann, SS	3	2	2	0	1	0	2	2	
										Burgess, PH/2B/SS	1	0	1	0	0	0	0	0	
										Boyd, RF	4	2	2	1	0	0	0	2	
										Paulsen, PH	1	0	0	0	0	0	0	0	
										Lee, RF	0	0	0	0	0	0	0	0	
										Hogan, C	5	3	3	3	0	0	7	1	
										Ward, C	0	0	0	0	0	0	0	0	
Totals	29	0	2	0	0	7	24	9		Totals	45	14	20	11	2	2	27	11	

Score By Innings										R	H	E
George Mason	0	0	0	0	0	0	0	0	0	0	2	4
Clemson	1	2	1	0	0	8	1			14	20	0

E - Fournier (1), Krieger (1), Ja. Bour (1), Uphouse (1). DP - George Mason 2. LOB - George Mason 4, Clemson 11. 2B - Ja. Bour (1), Harbin (1), Bunnell (1), Smith (1). 3B - Widmann (1). HR - Hogan 2 (2). HBP - Romanow, Krieger, Smith. SF - Burg (1).

George Mason									Clemson								
	IP	H	R	ER	BB	SO	AB	BF		IP	H	R	ER	BB	SO	AB	BF
Pannell (R)	6.0	10	5	2	1	1	28	31	Zocchi (R)	6.0	1	0	0	0	6	19	21
Mengle (R)	0.1	3	5	4	1	0	5	6	Mitchell (R)	2.0	0	0	0	0	1	6	6
Rosenberg (L)	0.2	5	3	3	0	0	7	7	Clyne (R)	1.0	1	0	0	0	0	4	4
McLean (L)	1.0	2	1	1	0	1	5	5									
Totals	8.0	20	14	9	2	2	45	49	Totals	9.0	2	0	0	0	7	29	31

Win - Zocchi (1-0). Loss - Pannell (0-1).
 Umpires: HP - David Savage, 1B - Mike Mazzarisi, 3B - Toby Basner
 Start - 4:10 PM. Finish - 6:27 PM. Time - 2:17. Attendance - 5,356

Game 3 • Clemson 5, George Mason 4

February 18, 2007 • Doug Kingsmore Stadium • Clemson, SC

In game-three on February 18, #1 Clemson rallied from a 4-2 deficit to defeat George Mason 5-4 at Doug Kingsmore Stadium. The Patriots scored three runs in the fifth inning, but **Marquez Smith** hit a two-out, two-run homer in the seventh inning to tie the score. After getting out of a jam in the top of the eighth inning, the Tigers plated the go-ahead run in the bottom of the eighth when **Taylor Harbin's** sharp grounder to third was booted by **Ryan Uphouse**, allowing **Doug Hogan** to score. The Patriots outthit the Tigers 8-6, but George Mason pitchers allowed nine walks. **Daniel Moskos** pitched the final 1.2 innings without allowing a hit or run to pick up the win. Clemson also stole four bases, but left 11 runners on base.

George Mason 4 (1-2)										Clemson 5 (2-1)									
Player	AB	R	H	RBI	BB	SO	PO	A		Player	AB	R	H	RBI	BB	SO	PO	A	
Wiggins, CF	0	1	0	0	2	0	0	0		Johnson, LF	3	1	0	0	2	0	3	0	
Laird, RF	3	0	0	0	0	0	0	0		Chalk, CF	4	1	2	0	1	0	1	0	
Fournier, RF/CF	4	1	1	0	1	0	4	0		Harbin, 2B	4	0	0	1	1	1	1	2	
Romanow, 1B	5	1	2	2	0	1	15	0		D'Alessio, 1B	3	0	0	0	2	0	11	1	
Krieger, LF	3	0	0	0	2	3	1	0		Smith, 3B	4	1	1	2	0	0	1	2	
Ja. Bour, DH	4	0	0	1	0	1	0	0		Boyd, RF	2	0	0	0	0	0	1	0	
Henderson, C	4	0	2	0	0	0	2	0		Burgess, PH	1	0	0	0	0	0	0	0	
Uphouse, 3B	3	0	1	0	0	1	0	2		Lee, RF	0	0	0	0	1	0	0	0	
Palumbo, 2B	3	0	0	0	1	1	2	6		Widmann, SS	4	1	2	0	0	0	0	1	4
Weiss, SS	4	1	2	0	0	1	0	4		Paulsen, DH	1	0	0	0	1	0	0	0	
										Burg, PH/DH	2	0	0	0	0	0	0	0	
										Hogan, C	3	1	1	0	1	0	8	2	
Totals	33	4	8	3	6	8	24	13		Totals	31	5	6	3	9	1	27	14	

Score By Innings										R	H	E
George Mason	0	0	1	0	3	0	0	0	0	4	8	2
Clemson	1	0	0	1	0	0	2	1		5	6	1

E - Laird (1), Uphouse (2), Harbin (2). DP - George Mason 1. LOB - George Mason 9, Clemson 11. 3B - Uphouse (1). HR - Smith (1). SH - Uphouse (1). SB - Wiggins (1), Johnson (1), Harbin (1), Widmann 2 (2).

George Mason									Clemson								
IP	H	R	ER	BB	SO	AB	BF		IP	H	R	ER	BB	SO	AB	BF	
Brecko (R)	4.0	2	2	1	6	0	15	21	Hinson (L)	4.0	3	1	1	3	3	13	17
Gerjets (L)	2.2	1	1	1	2	1	8	10	Vaughn (R)	2.0	3	3	2	1	9	11	
Kozioi (R)	1.0	3	2	1	1	0	6	7	Clyne (R)	1.1	2	0	0	0	2	6	6
Flasher (R)	0.1	0	0	0	0	0	2	2	Moskos (L)	1.2	0	0	0	1	2	5	6
Totals	8.0	6	5	3	9	1	31	40	Totals	9.0	8	4	4	6	8	33	40

Win - Moskos (1-0). Loss - Kozioi (0-1).
 Umpires: HP - Toby Basner, 1B - David Grooms, 3B - Mike Mazzarisi
 Start - 12:01 PM. Finish - 2:55 PM. Time - 2:54. Attendance - 4,571

Game 2 • George Mason 5, Clemson 1

February 17, 2007 • Doug Kingsmore Stadium • Clemson, SC

In game-two on February 17, **Jason Bour** hit a three-run homer in the sixth inning to give George Mason the lead for good in its 5-1 victory over #1 Clemson at Doug Kingsmore Stadium. After **David Kopp** pitched 5.0 scoreless innings, George Mason scored four runs in the sixth inning off two Tiger relievers. Clemson, who saw its 17-game home winning streak come to an end, threw six wild pitches and committed three errors in the infield. Lefthander **Mike Modica** pitched 6.0 innings, allowing one hit and one run to earn the victory. He combined with **Jason Kozioi** and **Jordan Flasher** to limit Clemson to just two hits in the contest. **Andy D'Alessio's** sacrifice fly in the fourth inning scored Clemson's only run of the game. **Brad Chalk's** 17-game hitting streak also came to an end, as he was 0-for-2 with two walks.

George Mason 5 (1-1)										Clemson 1 (1-1)									
Player	AB	R	H	RBI	BB	SO	PO	A		Player	AB	R	H	RBI	BB	SO	PO	A	
Wiggins, CF	5	0	1	0	0	0	1	3	0	Johnson, LF	4	0	0	0	0	1	1	0	
Fournier, 2B	4	1	1	0	1	1	5	2		Chalk, CF	2	1	0	0	2	0	0	0	
Romanow, DH	4	1	2	1	0	0	0	0		Harbin, 2B	4	0	1	0	0	0	1	2	
Krieger, LF	3	1	0	0	1	2	3	0		D'Alessio, 1B	2	0	1	1	1	1	9	0	
Ju. Bour, 1B	4	0	0	0	0	2	8	0		Smith, 3B	4	0	0	0	0	0	1	1	
Ja. Bour, C	4	1	1	3	0	1	3	0		Burg, C	3	0	0	0	1	0	12	1	
Henderson, RF	4	0	1	0	0	2	1	0		Widmann, SS	3	0	0	0	0	0	1	7	
Uphouse, 3B	4	0	1	0	0	1	0	4		Hogan, DH	2	0	0	0	0	1	0	0	
Weiss, SS	4	1	2	0	0	2	4	1		Boyd, PH/DH	1	0	0	0	0	0	0	0	
										Mitchell, RF	2	0	0	0	1	0	1	0	
Totals	36	5	9	4	2	12	27	10		Totals	27	1	2	1	5	3	27	11	

Score By Innings										R	H	E
George Mason	0	0	0	0	4	1	0	0	0	5	9	0
Clemson	0	0	0	1	0	0	0	0	0	1	2	3

E - Harbin (1), D'Alessio (1), Smith (1). DP - Clemson 2. LOB - George Mason 6, Clemson 5. 2B - Fournier (1), Romanow (1), Harbin (2). HR - Ja. Bour (1). SF - D'Alessio (1).

George Mason									Clemson								
	IP	H	R	ER	BB	SO	AB	BF		IP	H	R	ER	BB	SO	AB	BF
Modica (L)	6.0	1	1	1	4	3	17	22	Kopp (R)	5.0	4	0	0	1	5	18	19
Kozioi (R)	2.0	0	0	0	1	0	6	7	Schnabel (R)	0.1	2	3	3	1	0	3	4
Flasher (R)	1.0	1	0	0	0	0	4	4	Farina (R)	1.2	2	2	1	0	3	8	8
									Fidrych (L)	1.0	0	0	0	0	3	3	3
									Moskos (L)	1.0	1	0	0	0	1	4	4
Totals	9.0	2	1	1	5	3	27	33	Totals	9.0	9	5	4	2	12	36	38

Win - Modica (1-0). Loss - Schnabel (0-1).
 Umpires: HP - Mike Mazzarisi, 1B - John Register, 3B - Jason Bradley
 Start - 2:02 PM. Finish - 4:35 PM. Time - 2:33. Attendance - 4,308







2007 Clemson Boxscores



Game 13 • Clemson 8, Memphis 2

March 10, 2007 • Doug Kingsmore Stadium • Clemson, SC

In game-two on March 10, #6 Clemson scored five runs in the sixth inning on its way to an 8-2 victory over Memphis at Doug Kingsmore Stadium. **Andy D'Alessio** went 3-for-4 with a two-run home run in the first inning. After Memphis tied the score 2-2 in the third inning, Clemson erupted for five runs in the sixth inning, highlighted by **Marquez Smith's** two-run homer to left field. **Brad Chalk** added a two-run single in the frame. Seven different Tigers scored at least one run in the game and seven more had at least one hit. **Will Petersen** and **Bill Moss** each had three hits and combined for six of Memphis' eight hits in the game. **Stephen Clyne** picked up the victory by pitching 3.1 scoreless innings in relief of one-hit ball with four strikeouts. **Ryan Hinson** allowed just two runs in 5.2 innings pitched with six strikeouts as well. Two Memphis errors led to four unearned runs scored by Clemson.

Memphis 2									Clemson 8								
(8-4)									(9-4)								
Player	AB	R	H	RBI	BB	SO	PO	A	Player	AB	R	H	RBI	BB	SO	PO	A
Petersen, LF	4	1	3	0	0	0	3	0	Mitchell, RF	5	1	1	0	0	0	1	0
Murray, SS	4	0	0	0	0	1	2	3	Chalk, CF	3	1	2	2	1	0	1	1
Moss, 2B	4	0	3	1	0	0	2	3	Harbin, SS	4	0	0	0	0	0	2	3
Lieberman, DH	3	1	0	0	1	0	0	0	D'Alessio, 1B	4	2	3	2	0	0	10	1
Amar, 1B	4	0	1	0	0	2	6	0	Smith, 3B	4	1	1	2	0	1	0	2
Norrid, 3B	3	0	0	0	0	1	1	0	Paulsen, DH	3	1	0	0	1	2	0	0
Huelsing, PH	1	0	0	0	0	1	0	0	Burg, C	3	1	1	0	0	0	10	1
Chalmers, CF	4	0	1	1	0	2	3	0	Johnson, LF	4	0	1	0	0	0	1	0
Grisham, RF	2	0	0	0	0	1	1	0	Bunnell, 2B	3	1	1	0	0	1	1	4
Irvin, PH/RF	1	0	0	0	0	1	1	0									
Kirkland, C	3	0	0	0	0	1	5	1									
Totals	33	2	8	2	1	10	24	9	Totals	33	8	10	6	2	4	27	13

Score By Innings										R	H	E
Memphis	0	1	1	0	0	0	0	0	0	2	8	2
Clemson	2	0	0	0	5	0	1			8	10	0

E - Murray (7), Moss (2). **DP** - Clemson 1. **LOB** - Memphis 5, Clemson 6. **2B** - Petersen (3), Moss (5), Chalmers (2), Mitchell (1), D'Alessio (2), Johnson (1). **HR** - D'Alessio (3), Smith (3). **HBP** - Chalk. **SH** - Burg (1), Bunnell (1). **SB** - Petersen (2), Chalk 2 (2). **CS** - D'Alessio (1).

Memphis									Clemson								
IP	H	R	ER	BB	SO	AB	BF		IP	H	R	ER	BB	SO	AB	BF	
Ashley (R)	5.0	5	2	2	1	3	19	21	Hinson (L)	5.2	7	2	2	1	6	22	23
Doll (R)	3.0	5	6	2	1	1	14	17	Clyne (R)	3.1	1	0	0	0	4	11	11
Totals	8.0	10	8	4	2	4	33	38	Totals	9.0	8	2	2	1	10	33	34

Win - Clyne (3-0). **Loss** - Doll (2-1).
Umpires: HP - John Register, 1B - Craig Mirr, 3B - Danny Everett
Start - 2:02 PM. **Finish** - 4:24 PM. **Time** - 2:22. **Attendance** - 5,164

Game 15 • Clemson 3, Georgia Southern 0

March 14, 2007 • Doug Kingsmore Stadium • Clemson, SC

Four pitchers combined to hold Georgia Southern to three hits in #6 Clemson's 3-0 victory at Doug Kingsmore Stadium on March 14. **David Kopp** earned the win by tossing 5.0 innings of two-hit ball, while **Matt Zoltak**, **Stephen Clyne**, and **Daniel Moskos** combined to pitch the final 4.0 innings to close out the win. **Moskos** also earned the save with a scoreless ninth inning. The Tigers upped their scoreless innings streak against the Eagles to 44 innings over the last five meetings. **Ben Paulsen** hit a run-scoring double in the sixth inning, then **Doug Hogan's** RBI single in the eighth gave the Tigers an insurance run. **Taylor Harbin's** diving stab of a ground ball in the shortstop hole and throw to second base started the game-ending double play in the ninth inning. Clemson had 10 hits, including three doubles as a team, while all three of Georgia Southern's hits were singles.

Georgia Southern 0 (13-9)										Clemson 3 (11-4)									
Player	AB	R	H	RBI	BB	SO	PO	A		Player	AB	R	H	RBI	BB	SO	PO	A	
Miller, CF	3	0	0	0	1	1	2	0		Chalk, CF	4	0	1	0	0	2	1	0	
Beckham, 2B	4	0	0	0	0	0	2	4		Boyd, RF	3	0	1	0	1	1	0	0	
Benedict, C	4	0	0	0	0	1	7	2		Mitchell, RF	0	0	0	0	0	0	0	0	
Economos, RF	4	0	1	0	0	1	1	0		Harbin, SS	4	0	0	0	0	1	0	5	
Shehan, 3B	3	0	0	0	1	1	2	1		D'Alessio, 1B	4	1	1	0	0	2	15	0	
Wirmsberger, 1B	4	0	0	0	0	2	8	0		Smith, 3B	4	2	2	0	0	1	0	3	
Blackburn, DH	2	0	1	0	0	0	0	0		Paulsen, DH	3	0	2	1	1	0	0	0	
Parker, PH/DH	1	0	1	0	0	0	0	0		Hogan, C	3	0	2	1	1	0	7	0	
Hollis, LF	3	0	0	0	0	0	0	0		Johnson, LF	3	0	1	0	1	0	3	0	
Pierce, SS	1	0	0	0	2	1	1	2		Bunnell, 2B	3	0	0	0	0	1	1	4	
Totals	29	0	3	0	4	7	24	10		Totals	31	3	10	2	4	8	27	14	

Score By Innings										R	H	E
Georgia Southern	0	0	0	0	0	0	0	0	0	0	3	2
Clemson	0	1	0	0	0	1	0	1		3	10	0

E - Benedict (2), Wilkerson (1). **DP** - Georgia Southern 2, Clemson 1. **LOB** - Georgia Southern 6, Clemson 8. **2B** - Chalk (4), Paulsen (2), Hogan (2). **SB** - Economos (2). **CS** - Boyd (2).

Georgia Southern									Clemson								
	IP	H	R	ER	BB	SO	AB	BF		IP	H	R	ER	BB	SO	AB	BF
Wilkerson (R)	5.1	6	2	1	3	5	21	24	Kopp (R)	5.0	2	0	0	2	4	17	19
Kamppi (R)	1.2	0	0	0	1	2	4	5	Zoltak (L)	2.0	1	0	0	0	2	7	7
Battisto (R)	1.0	4	1	1	0	1	6	6	Clyne (R)	1.0	0	0	0	1	0	3	4
									Moskos (L)	1.0	0	0	0	1	1	2	3
Totals	8.0	10	3	2	4	8	31	35	Totals	9.0	3	0	0	4	7	29	33

Win - Kopp (2-1). **Loss** - Wilkerson (4-2). **Save** - Moskos (3).
Umpires: HP - Danny Everett, 1B - Steve Manders, 3B - Tony Thompson
Start - 7:17 PM. **Finish** - 9:41 PM. **Time** - 2:24. **Attendance** - 4,650

Game 14 • Clemson 7, Memphis 2

March 11, 2007 • Doug Kingsmore Stadium • Clemson, SC

In game-three on March 11, five pitchers held Memphis to four hits in #6 Clemson's 7-2 victory at Doug Kingsmore Stadium. Clemson scored two runs in the second inning and two more in the third.

Memphis 2 (8-5)										Clemson 7 (10-4)									
Player	AB	R	H	RBI	BB	SO	PO	A		Player	AB	R	H	RBI	BB	SO	PO	A	
Petersen, LF	4	0	1	2	0	0	2	0		Mitchell, RF/P	3	0	0	0	1	0	1	0	
Murray, SS	3	0	0	0	1	0	2	2		Burgess, PH	0	1	0	0	1	0	0	0	
Moss, 2B	4	0	1	0	0	0	1	3		Moskos, P	0	0	0	0	0	0	0	0	
Lieberman, DH	1	0	0	0	2	0	0	0		Chalk, CF	1	1	1	0	1	0	2	0	
Amar, 1B	4	0	0	0	0	1	8	1		Lee, PH/CF	1	0	0	0	0	0	1	0	
Norrid, 3B	4	0	0	0	0	1	2	3		Harbin, SS	4	1	1	1	1	1	4	6	
Chalmers, CF	2	1	1	0	2	0	1	0		D'Alessio, 1B	3	0	1	0	0	2	10	2	
Irvin, RF	3	1	1	0	1	1	0	0		Morris, PH/1B	1	0	0	0	0	1	1	0	
Fennell, C	3	0	0	0	0	2	8	0		Smith, 3B	3	1	1	1	0	0	0	4	
										Paulsen, PH/3B	1	0	0	0	0	0	0	0	
										Hogan, DH	4	2	2	0	0	1	0	0	
										Boyd, RF	0	0	0	0	0	0	2	0	
										Burg, C	3	1	1	1	1	1	5	1	
										Johnson, LF	4	0	2	2	0	1	0	0	
										Bunnell, 2B	4	0	1	1	0	0	2	1	
Totals	28	2	4	2	6	5	24	11		Totals	32	7	10	6	5	8	27	14	

Score By Innings										R	H	E
Memphis	0	0	0	0	2	0	0	0	0	2	4	0
Clemson	0	2	2	0	2	0	0	1		7	10	1

E - Harbin (3). **DP** - Clemson 2. **LOB** - Memphis 6, Clemson 10. **2B** - Chalk (3), Harbin (6), Hogan (1). **HBP** - Chalk 2. **SH** - Lieberman (2), D'Alessio (1). **SF** - Smith (1). **SB** - Petersen (3), Chalmers 2 (7), Irvin (1), Burgess (1), Chalk 2 (4), Harbin 2 (4), Hogan (2), Burg (1). **CS** - Mitchell (1).

Memphis									Clemson								
	IP	H	R	ER	BB	SO	AB	BF		IP	H	R	ER	BB	SO	AB	BF
Scoggins (L)	2.0	2	4	4	3	1	8	13	Farina (R)	4.2	2	2	2	5	2	14	19
Yokley (R)	3.0	5	2	1	0	4	13	14	Schnabel (R)	1.1	1	0	0	0	1	4	5
Schenk (L)	2.0	2	0	0	1	1	7	9	Sarratt (R)	1.0	1	0	0	0	0	3	3
Hudgens (R)	1.0	1	1	1	1	2	4	5	Mitchell (R)	1.0	0	0	0	0	0	4	4
									Moskos (L)	1.0	0	0	0	1	2	3	4
Totals	8.0	10	7	6	5	8	32	41	Totals	9.0	4	2	2	6	5	28	35

Win - Schnabel (1-1). **Loss** - Scoggins (0-1).
Umpires: HP - David Savage, 1B - Darion Padgett, 3B - Ed Haggray
Start - 1:05 PM. **Finish** - 3:59 PM. **Time** - 2:54. **Attendance** - 4,786

Game 16 • Clemson 6, Duke 4

March 16, 2007 • Doug Kingsmore Stadium • Clemson, SC

In game-one on March 16, #6 Clemson jumped out to a 6-0 lead and held on for a 6-4 victory over Duke in the Tigers' ACC opener at Doug Kingsmore Stadium. Clemson scored two runs in the third inning, then **Taylor Harbin's** three-run home run in the fifth inning





2007 Clemson Boxscores



Game 21 • Maryland 4, Clemson 1

March 24, 2007 • Shipley Field • College Park, MD

In game-two on March 24, Maryland scored four runs in the fifth inning en route to a 4-1 win over #6 Clemson. After scoring a run in the fifth inning, **A.J. Casario** hit a potential inning-ending, double-play grounder, but **David Bunnell** could not field the ball. The Terrapins, who had seven hits (all singles), made Clemson pay with three more runs in the frame. The Tigers, who had four hits, scored a run in the eighth on a double off the top of the fence in left field by **Taylor Harbin**, but Clemson was 0-for-5 with runners in scoring position in the game. **Ryan Hinson** suffered his first career loss despite pitching 6.2 effective innings. Terrapin starter **Ryan Moor** pitched 7.0 scoreless innings, allowing two hits and three walks with four strikeouts to record the victory. **Brett Cecil** pitched 1.1 scoreless and hitless innings to pick up the save as well.

Clemson 1									Maryland 4								
(14-7, 3-2 ACC)									(16-7, 5-3 ACC)								
Player	AB	R	H	RBI	BB	SO	PO	A	Player	AB	R	H	RBI	BB	SO	PO	A
Chalk, CF	3	1	1	0	1	0	3	0	Palumbo, LF	3	1	1	1	1	0	2	0
Boyd, RF	4	0	0	0	0	0	1	0	Casario, DH	4	1	1	1	0	1	0	0
Harbin, SS	4	0	1	1	0	0	2	4	Murphy, 3B	4	0	1	2	0	1	0	3
D'Alessio, 1B	3	0	1	0	1	12	0		Melvin, SS	4	0	0	0	0	1	3	6
Hogan, C	4	0	1	0	0	1	5	1	Spessard, 1B	2	0	1	0	2	1	11	1
Paulsen, DH	4	0	0	0	0	1	0	0	Durakis, C	3	0	0	0	1	1	6	0
Smith, 3B	3	0	0	0	1	0	0	2	Nolan, RF	4	1	1	0	0	1	2	0
Johnson, LF	3	0	0	0	1	1	0	0	Jowers, CF	0	0	0	0	0	0	0	0
Bunnell, 2B	2	0	0	0	0	1	0	2	Benick, CF/RF	4	1	1	0	0	0	2	0
Mitchell, PH	1	0	0	0	0	1	0	0	Braun, 2B	2	0	1	0	0	0	1	1
Burgess, 2B	0	0	0	0	0	0	1	0									
Totals	31	1	4	1	4	6	24	12	Totals	30	4	7	4	4	6	27	11

Score By Innings													R	H	E
Clemson													1	4	3
Maryland													4	7	1

E - Boyd (2), Bunnell (2), Hinson (1), Spessard (5). DP - Clemson 1, Maryland 1. LOB - Clemson 7, Maryland 7. 2B - Harbin (8), D'Alessio (3). SH - Braun (4). SB - Spessard (6), Braun (5).

Clemson									Maryland								
	IP	H	R	ER	BB	SO	AB	BF		IP	H	R	ER	BB	SO	AB	BF
Hinson (L)	6.2	6	4	2	3	6	25	29	Moorer (R)	7.0	2	0	0	3	4	23	26
Clyne (R)	1.1	1	0	0	1	0	5	6	Schwabenberg (R)	0.2	2	1	1	0	1	4	4
									Cecil (L)	1.1	0	0	0	1	1	4	5
Totals	8.0	7	4	2	4	6	30	35	Totals	9.0	4	1	1	4	6	31	35

Win - Moorer (3-0). Loss - Hinson (1-1). Save - Cecil (7).

Umpires: HP - Tony Gisondi, 1B - Reid Churchill, 3B - Bryant Woodall

Start - 1:02 PM. Finish - 3:18 PM. Time - 2:16. Attendance - 409

Game 23 • Clemson 14, Gardner-Webb 2

March 27, 2007 • Doug Kingsmore Stadium • Clemson, SC

Gardner-Webb 2									Clemson 14								
(12-17)									(16-7)								
Player	AB	R	H	RBI	BB	SO	PO	A	Player	AB	R	H	RBI	BB	SO	PO	A
Kinard, RF	3	1	1	0	0	2	1	0	Mitchell, CF	2	0	2	1	1	0	1	0
Crockett, PH/RF	1	0	1	0	0	0	0	0	Lee, LF	3	1	1	0	0	1	3	0
Cooke, LF	3	0	1	1	0	1	2	0	Harbin, SS	6	0	3	2	0	0	3	2
Miller, PH/CF	1	0	0	0	0	1	2	0	Smith, 3B	5	2	2	0	0	1	1	2
Lokken, 1B	3	0	1	0	0	0	4	1	D'Alessio, 1B	4	1	1	0	0	0	4	3
MacDonald, 1B	1	0	0	0	0	0	2	0	Morris, 1B	2	0	0	0	0	2	2	0
McConnell, DH	3	0	1	0	0	0	0	0	Hogan, C	2	2	1	0	0	0	5	1
Thrush, PH/DH	1	0	0	0	0	1	0	0	Boyd, PH/RF	2	1	2	1	1	0	0	0
Drewery, SS	3	0	1	0	0	0	1	1	Burg, RF/C	4	2	1	2	2	0	4	0
Johnson, SS	1	0	0	0	0	0	0	1	Ward, C	0	0	0	0	0	0	0	0
Rizzuto, 2B	3	1	1	0	0	2	3	3	Paulsen, DH	5	4	5	6	0	0	0	0
Boyles, 2B	1	0	0	0	0	0	0	1	Burgess, 2B	4	0	1	0	0	2	1	1
Loyd, 3B	3	0	1	0	0	0	0	1	Bunnell, 2B	1	0	1	2	0	0	0	0
Bubley, 3B	1	0	0	0	0	0	0	0	Johnson, LF/CF	5	1	1	0	0	1	2	0
Ahearn, CF	2	0	0	0	0	1	2	0									
Testa, PH/LF	2	0	0	0	0	1	0	0									
Harris, C	1	0	0	0	1	0	5	0									
McFarland, PH/C	1	0	0	0	0	0	2	0									
Totals	34	2	8	1	1	9	24	9	Totals	45	14	21	14	4	7	27	10

Score By Innings													R	H	E
Gardner-Webb													2	8	2
Clemson													14	21	2

E - Cooke (2), Rizzuto (5), Hogan (2), Vaughn (1). LOB - Gardner-Webb 6, Clemson 13. 2B - Crockett (1), Burg (1), Paulsen (3), Bunnell (3). 3B - Kinard (1). HR - Paulsen (2). HBP - Smith. SH - Hogan (2). SB - Ahearn 2 (13), Mitchell (1), Harbin (9), Johnson (2). CS - Cooke (3), Mitchell (2).

Gardner-Webb								Clemson									
IP	H	R	ER	BB	SO	AB	BF	IP	H	R	ER	BB	SO	AB	BF		
Cogdill (L)	3.0	10	7	7	1	1	18	20	Vaughn (R)	5.0	5	2	1	1	5	19	20
Ban (R)	2.0	4	3	1	1	1	11	13	Bond (L)	1.0	2	0	0	0	1	5	5
Beal (L)	1.0	3	1	1	0	3	6	6	Sarratt (R)	1.0	1	0	0	0	2	4	4
Thomas (R)	1.0	2	3	3	2	1	5	7	Thrallkill (R)	1.0	0	0	0	0	1	3	3
Chandler (R)	1.0	2	0	0	0	1	5	5	Schnabel (R)	1.0	0	0	0	0	0	3	3
Totals	8.0	21	14	12	4	7	45	51	Totals	9.0	8	2	1	1	9	34	35

Win - Vaughn (2-0). Loss - Cogdill (1-1).

Umpires: HP - Randy Watkins, 1B - Danny Everett, 3B - Darion Padgett

Start - 7:17 PM. Finish - 10:01 PM. Time - 2:44. Attendance - 4,241

Game 22 • Clemson 5, Maryland 0

March 25



2007 Clemson Boxscores



Game 25 • Miami (FL) 10, Clemson 3

March 30, 2007 • Doug Kingsmore Stadium • Clemson, SC

In game-one on March 30, Miami (FL) scored 10 unanswered runs to come away with a 10-3 victory over #11 Clemson at Doug Kingsmore Stadium. The Tigers took a 3-0 lead in the third, but the Hurricanes responded with four runs in the fourth, highlighted by **Dennis Raben's** three-run homer. Miami added three runs in the seventh on **Yonder Alonso's** three-run long ball, then **Alonso** hit a solo homer in the ninth. The loss snapped Clemson's 21-game home ACC winning streak and seven-game winning streak over Miami. **Brad Chalk's** 50-game streak of reaching base also came to an end.

Miami 10									(16-12, 4-6 ACC)									Clemson 3									(17-8, 4-3 ACC)								
Player	AB	R	H	RBI	BB	SO	PO	A	Player	AB	R	H	RBI	BB	SO	PO	A	Player	AB	R	H	RBI	BB	SO	PO	A									
Tekotte, CF	5	1	2	0	0	2	2	0	Chalk, CF	4	0	0	0	0	0	0	1	Harbin, SS	3	1	2	1	1	0	0	0									
Jackson, SS	4	1	0	0	1	2	4	5	Smith, 3B	3	1	2	1	1	1	0	1	D'Alessio, 1B	4	0	1	0	0	2	7	0									
Alonso, 1B	5	2	2	4	0	1	6	3	Hogan, C	4	0	2	1	0	0	14	1	Paulsen, DH	3	0	0	0	1	0	0	0									
Sobolewski, 3B	5	2	2	0	0	2	2	0	Mitchell, RF	3	0	0	0	0	0	2	0	Boyd, PH	1	0	0	0	0	0	0	0									
Tomas, 2B	3	1	2	0	0	0	1	1	Burgess, 2B	3	0	0	0	0	0	1	1	Burg, PH	1	0	0	0	0	0	0	0									
DiNatale, LF	3	1	1	1	2	2	0	0	Johnson, LF	3	1	0	0	1	0	2	0																		
Freitas, PR/LF	0	1	0	0	0	0	0	0																											
Raben, RF/P/RF	5	1	2	4	0	2	5	1																											
Petralli, DH	2	0	2	0	1	0	0	0																											
Diego, PH/RF	2	0	0	0	0	2	0	0																											
Koronis, P	0	0	0	0	0	0	1	0																											
Hagerty, C	5	0	0	0	0	1	5	0																											
Totals	39	10	13	9	4	14	27	13	Totals	32	3	7	3	4	4	27	6	Totals	32	3	7	3	4	4	27	6									

Score By Innings										R	H	E
Miami	0	0	0	4	0	0	3	0	3	10	13	1
Clemson	0	0	3	0	0	0	0	0	0	3	7	1

E - Jackson (6), Harbin (4). DP - Miami 1. LOB - Miami 8, Clemson 6. 2B - DiNatale (4), Harbin (9). HR - Alonso 2 (8), Raben (5). SH - Tomas 2 (9). SB - Johnson (3). CS - Harbin (1), Hogan (1).

Miami										Clemson									
Player	IP	H	R	ER	BB	SO	AB	BF		Player	IP	H	R	ER	BB	SO	AB	BF	
Erickson (L)	6.0	6	3	3	3	2	22	25		Zocchi (R)	4.0	5	4	4	2	5	17	19	
Raben (L)	2.0	1	0	0	0	2	7	7		Farina (R)	2.0	3	2	2	1	5	9	10	
Koronis (R)	1.0	0	0	0	1	0	3	4		Zoltak (L)	0.2	1	1	1	1	0	3	5	
										Clyne (R)	0.1	0	0	0	0	1	1	1	
										Sarratt (R)	2.0	4	3	3	0	3	9	10	
Totals	9.0	7	3	3	4	4	32	36		Totals	9.0	13	10	10	4	14	39	45	

Win - Erickson (4-3). Loss - Zocchi (3-1).
 Umpires: HP - Scott Graham, 1B - Paul Guillie, 3B - Randy Harvey
 Start - 7:15 PM. Finish - 10:16 PM. Time - 3:01. Attendance - 5,414

Game 27 • Miami (FL) 7, Clemson 6

April 1, 2007 • Doug Kingsmore Stadium • Clemson, SC

In game-three on April 1, Miami (FL) rallied after an 89-minute rain delay to defeat #11 Clemson 7-6 at Doug Kingsmore Stadium. With the Hurricanes ahead 4-2, the Tigers tied the score in the fifth when **Addison Johnson** hit a run-scoring double and scored on a passed ball. The Tigers took the lead the following inning on **Ben Paulsen's** RBI double. But pinch-hitter **Gus Menezes's** two-out single in the seventh played two runs and gave Miami the lead for good. **Johnson** led the Tigers with three hits and two RBIs. A throwing error by **David Kopp** on a potential double play led to three unearned runs in the fifth.

Miami 7 (17-13, 5-7 ACC)										Clemson 6 (18-9, 5-4 ACC)									
Player	AB	R	H	RBI	BB	SO	PO	A		Player	AB	R	H	RBI	BB	SO	PO	A	
Tekotte, CF	4	1	1	0	0	0	4	1		Chalk, CF	4	0	1	0	1	0	2	0	
Tomas, 2B	3	1	2	0	1	0	4	2		Harbin, SS	4	0	0	0	0	1	1	4	
Alonso, 1B	3	1	2	2	2	0	8	1		Smith, 3B	3	1	1	0	2	1	1	1	
Sobolewski, 3B	3	2	1	0	2	1	0	3		D'Alessio, 1B	1	1	1	0	0	0	2	0	
Raben, RF	5	0	1	1	0	2	2	0		Morris, 1B	4	0	1	0	0	0	10	0	
Petralli, DH	2	0	1	0	1	1	0	0		Mitchell, PR	0	0	0	0	0	0	0	0	
Menezes, PH/DH	2	0	1	2	0	0	0	0		Hogan, C	5	1	2	1	0	1	8	1	
DiNatale, LF	5	0	1	1	0	1	3	0		Paulsen, DH	3	0	1	1	1	0	0	0	
Freitas, PR/LF	0	0	0	0	0	0	0	0		Boyd, RF	4	1	1	0	0	0	0	0	
O'Brien, C	5	0	0	0	0	2	5	2		Burgess, 2B	2	1	1	0	1	1	2	2	
Hagerty, C	0	0	0	0	0	0	0	0		Burg, PH	1	0	0	0	0	0	0	0	
Jackson, SS	5	2	3	0	0	0	1	2		Bunnell, 2B	0	0	0	0	0	0	0	0	
										Johnson, LF	4	1	3	2	0	0	1	0	
Totals	37	7	13	6	6	7	27	12		Totals	35	6	12	4	5	4	27	12	

Score By Innings										R	H	E
Miami	0	0	0	1	3	0	2	1	0	7	13	0
Clemson	0	1	0	1	2	1	0	1	0	6	12	2

E - Harbin (7), Kopp (1). DP - Miami 3, Clemson 3. LOB - Miami 11, Clemson 8. 2B - Tekotte (6), Raben (5), Jackson (7), Chalk (6), Paulsen (4), Johnson (2). HBP - Harbin. SH - Tekotte (1), Tomas (10). SB - Alonso (8), Sobolewski (6). CS - Harbin (2).

Miami										Clemson									
Player	IP	H	R	ER	BB	SO	AB	BF		Player	IP	H	R	ER	BB	SO	AB	BF	
Garcia (R)	4.1	6	4	3	2	2	16	19		Kopp (R)	5.2	7	4	1	4	4	22	27	
Koronis (R)	1.0	2	1	1	2	1	5	7		Zoltak (L)	0.1	3	2	2	0	0	4	4	
Gil (R)	3.2	4	1	0	1	1	14	15		Moskos (L)	3.0	3	1	1	2	3	11	14	
Totals	9.0	12	6	4	5	4	35	41		Totals	9.0	13	7	4	6	7	37	45	

Win - Gil (1-0). Loss - Zoltak (1-2).
 Umpires: HP - Randy Harvey, 1B - Scott Graham, 3B - Paul Guillie
 Start - 12:04 PM. Finish - 4:53 PM. Time - 3:20. Attendance - 4,208

Game 26 • Clemson 4, Miami (FL) 1

March 31, 2007 • Doug Kingsmore Stadium • Clemson, SC

In game-two on March 31, three Tiger pitchers limited Miami (FL) to only three hits in #11 Clemson's 4-1 victory at Doug Kingsmore Stadium. Starter **Ryan Hinson** earned the win by pitching 6.0 innings, allowing three hits, one run, and two walks with six strikeouts. **Stephen Clyne** pitched 2.0 hitless and scoreless innings, while **Daniel Moskos** pitched a perfect ninth inning to record the save. The three Tiger pitchers combined to hold the Hurricanes to 0-for-7 with two outs. All three of Miami's hits came consecutively in the fifth inning when the Hurricanes scored their only run of the game on **Jason Hagerty's** single over the head of second-baseman **J.D. Burgess**. Clemson scored three runs in the third inning, aided by a Hurricane error. The Tigers tacked on another run in the fifth inning thanks in part to another error. **Brad Chalk** had a game-high three hits, as Clemson totaled seven hits in the game.

Miami 1 (16-13, 4-7 ACC)										Clemson 4 (18-8, 5-3 ACC)									
Player	AB	R	H	RBI	BB	SO	PO	A		Player	AB	R	H	RBI	BB	SO	PO	A	
Tekotte, CF	3	0	0	0	1	0	1	0		Chalk, CF	4	1	3	0	0	0	0	0	
Jackson, SS	4	0	0	0	0	3	1	2		Harbin, SS	4	1	0	1	0	0	1	1	
Alonso, 1B	4	0	0	0	0	1	14	0		Smith, 3B	3	0	1	1	1	0	0	0	
Sobolewski, 3B	3	0	0	0	1	1	1	0		D'Alessio, 1B	4	0	1	1	0	1	6	2	
Tomas, 2B	4	0	0	0	0	1	0	5		Hogan, C	4	0	0	0	0	2	8	3	
Raben, RF	2	1	1	0	1	0	1	0		Burg, DH	3	0	1	0	0	0	0	0	
DiNatale, LF	3	0	1	0	0	1	2	0		Lee, PR/DH	0	0	0	0	0	0	0	0	
Hagerty, C	3	0	1	1	0	0	4	0		Paulsen, PH/DH	1	0	0	0	0	0	0	0	
Weislow, DH	2	0	0	0	0	1	0	0		Mitchell, RF	3	0	0	0	0	0	4	0	
Petralli, PH/DH	1	0	0	0	0	0	0	0		Burgess, 2B	2	1	1	0	0	1	2	2	
										Johnson, LF	2	1	0	0	0	0	4	0	
Totals	29	1	3	1	3	8	24	11		Totals	30	4	7	3	1	4	27	12	

Score By Innings										R	H	E
Miami	0	0	0	0	1	0	0	0	0	1	3	2
Clemson	0	0	3	0	1	0	0	0	0	4	7	2

E - Sobolewski (6), Maine (3), Harbin 2 (6). DP - Clemson 1. LOB - Miami 4, Clemson 6. 2B - Raben (4), D'Alessio (4). HBP - Burgess. SH - Mitchell (3), Johnson (1). SB - Chalk (5). CS - Sobolewski 2 (2).

Miami										Clemson									
Player	IP	H	R	ER	BB	SO	AB	BF		Player	IP	H	R	ER	BB	SO	AB	BF	
Maine (L)	6.0	7	4	2	0	4	24	27		Hinson (L)	6.0	3	1	1	2	6	20	22	
D. Gutierrez (R)	2.0	0	0	0	1	0	6	7		Clyne (R)	2.0	0	0	0	0	1	0	6	7
										Moskos (L)	1.0	0	0	0	0	2	3	3	
Totals	8.0	7	4	2	1	4	30	34		Totals	9.0	3	1	1	3	8	29	32	

Win - Hinson (2-1). Loss - Maine (2-5). Save - Moskos (6).
 Umpires: HP - Paul Guillie, 1B - Randy Harvey, 3B - Scott Graham
 Start - 7:04 PM. Finish - 9:32 PM. Time - 2:28. Attendance - 5,239

Game 28 • Clemson 4, Georgia 2

April 3, 2007 • Foley Field • Athens, GA

Alan Farina pitched 3.1 scoreless innings in relief to lead #16 Clemson to a 4-2 win at Georgia on April 3. With Clemson up a run in the fifth inning, **Farina** shut down the Georgia bats, as he allowed just one hit (a bad-hop double



2007 Clemson Boxscores



Game 29 • Clemson 11, Georgia 10

April 4, 2007 • Doug Kingsmore Stadium • Clemson, SC

Addison Johnson's two-out, walkoff double in the ninth inning lifted #16 Clemson to a come-from-behind 11-10 win over Georgia at Doug Kingsmore Stadium on April 4.

Georgia 10									Clemson 11								
(10-19)									(20-9)								
Player	AB	R	H	RBI	BB	SO	PO	A	Player	AB	R	H	RBI	BB	SO	PO	A
Cannady, RF	3	0	1	0	0	0	0	0	Chalk, CF	2	0	0	2	1	0	2	0
Olson, PH/RF	2	1	2	5	1	0	0	0	Harbin, SS	5	1	1	0	0	2	2	3
Beckham, SS	6	1	3	1	0	0	3	3	Smith, 3B	4	2	3	1	1	0	2	1
Wyatt, CF	5	1	3	2	1	0	2	1	Paulsen, 1B	4	2	0	1	1	0	8	0
Poythress, 1B	5	0	0	0	1	2	8	0	Hogan, C	4	2	1	1	1	2	7	1
Robbins, DH	4	1	1	1	0	0	0	0	Burg, DH	0	1	0	0	1	0	0	0
Stewart, PH/DH	1	0	0	0	0	1	0	0	Boyd, PH/DH	3	2	2	3	0	1	0	0
Peisel, 3B	5	0	2	0	0	1	0	0	Mitchell, RF	3	1	1	2	2	0	3	1
Cerione, LF	4	1	0	0	1	2	3	0	Burgess, 2B	3	0	0	0	0	1	3	2
Crane, C	4	3	3	1	0	0	9	0	Morris, PH	1	0	0	0	0	1	0	0
Starr, 2B	4	2	2	0	1	1	0	0	Bunnell, 2B	1	0	0	0	0	1	0	0
									Johnson, LF	4	0	3	2	1	0	0	0
Totals	43	10	17	10	5	7	26	9	Totals	34	11	11	11	8	8	27	9

Score By Innings													R H E		
Georgia	0	0	1	0	3	3	3	0	0	10	17	1			
Clemson	1	0	0	0	1	3	4	0	2	11	11	3			

E - Beckham (10), Smith (8), Thraillkill (2), Zocchi (1). DP - Georgia 3. LOB - Georgia 12, Clemson 8. 2B - Crane (1), Johnson (4). 3B - Harbin (1), Boyd 2 (2), Wyatt (3), Robbins (2), Crane (2). HBP - Crane, Chalk, Burg. SF - Chalk (2). SB - Mitchell 2 (3), Johnson (4).

Georgia									Clemson								
	IP	H	R	ER	BB	SO	AB	BF		IP	H	R	ER	BB	SO	AB	BF
Leaver (L)	5.0	4	2	2	2	2	15	20	Zoltak (L)	3.0	4	1	1	1	1	13	14
McDaniel (R)	0.0	2	3	3	1	0	2	3	Thraillkill (R)	2.0	5	3	3	0	2	10	10
Woolley (R)	1.0	1	3	2	4	2	5	9	Schnabel (R)	1.0	4	3	3	0	1	7	7
Holder (R)	2.0	1	1	1	1	2	7	8	Zocchi (R)	0.2	3	3	3	2	0	5	7
Fields (R)	0.2	3	2	2	0	2	5	5	Martin (L)	0.0	0	0	0	1	0	0	1
									Sarratt (R)	1.2	1	0	0	1	3	6	8
									Fidrych (L)	0.1	0	0	0	0	0	1	1
									Clyne (R)	0.1	0	0	0	0	0	1	1
Totals	8.2	11	11	10	8	8	34	45	Totals	9.0	17	10	10	5	7	43	49

Win - Clyne (4-0). Loss - Fields (1-5).
Umpires: HP - David Savage, 1B - Steve Manders, 3B - Danny Everett
Start - 7:17 PM. Finish - 10:32 PM. Time - 3:15. Attendance - 5,362

Game 31 • Clemson 8, Virginia Tech 5

April 7, 2007 • English Field • Blacksburg, VA

In game-two on April 7, David Kopp pitched 7.0 solid innings in #16 Clemson's 8-5 victory at Virginia Tech. Kopp earned the win, as he allowed five hits, two runs, and one walk with six strikeouts. The Tigers took control of the game with four combined runs in the first two innings, highlighted by D.J. Mitchell's run-scoring single in the three-run second inning. Clemson added three insurance runs in the eighth inning thanks in part to Wilson Boyd's two-run single through the left side. The Hokies scored three runs in the ninth inning and brought the potential tying run to the plate, but they came up short. Taylor Harbin had two hits, including a solo home run to left field in the first inning, and Mitchell added two hits and two runs scored. Both teams had 10 hits as well.

Clemson 8									Virginia Tech 5								
(22-9, 7-4 ACC)									(16-16, 4-10 ACC)								
Player	AB	R	H	RBI	BB	SO	PO	A	Player	AB	R	H	RBI	BB	SO	PO	A
Chalk, CF	3	1	1	1	1	0	3	0	Parks, CF	4	1	1	1	0	0	2	0
Lee, PH/CF	1	0	0	0	0	1	0	0	O'Brien, 1B	4	0	1	1	1	0	11	0
Harbin, SS	5	1	2	2	0	0	2	2	Thomas, 3B	5	0	2	0	0	1	2	1
Smith, 3B	4	0	0	0	1	3	1	2	Redd, DH	2	0	0	0	0	2	0	0
Paulsen, 1B	5	1	1	0	0	1	8	0	Sosnoskie, PH/DH	3	0	0	0	0	1	0	0
Hogan, C	4	1	1	0	1	0	8	0	Cueto, RF	4	0	0	0	0	2	2	0
Burg, DH	3	2	1	0	1	1	0	0	Schaeffer, SS	4	1	2	0	0	0	0	3
Mitchell, RF	4	2	2	1	0	0	1	0	Hacker, 2B	3	1	1	0	0	0	1	5
Burgess, 2B	4	0	1	1	0	0	2	3	Padgett, PH	1	1	0	0	0	0	0	0
Johnson, LF	1	0	0	0	0	0	1	0	Bumbry, LF	4	0	1	2	0	2	1	0
Boyd, LF	2	0	1	2	0	0	1	0	Foley, C	4	1	2	1	0	0	7	0
Totals	36	8	10	7	4	6	27	8	Totals	38	5	10	5	1	8	27	12

Score By Innings													R H E		
Clemson	1	3	0	0	1	0	0	3	0	8	10	1			
Virginia Tech	0	0	0	2	0	0	0	0	3	5	10	1			

E - Harbin (8), O'Brien (7). DP - Virginia Tech 1. LOB - Clemson 7, Virginia Tech 8. 2B - Chalk (7), Hogan (7), Burg (2), Parks (8), Bumbry (6), Foley (4). HR - Harbin (3). HBP - Burg, Parks. SH - Johnson (3). SB - Chalk (8), Parks (25), O'Brien (3), Thomas (6).

Clemson									Virginia Tech								
	IP	H	R	ER	BB	SO	AB	BF		IP	H	R	ER	BB	SO	AB	BF
Kopp (R)	7.0	5	2	2	1	6	26	28	Wells (L)	6.1	5	5	3	3	2	23	28
Martin (L)	1.0	1	0	0	0	1	4	4	Stoehr (R)	1.0	4	3	3	1	1	7	8
Sarratt (R)	1.0	4	3	0	0	1	8	8	Ballard (R)	1.2	1	0	0	0	3	6	6
Totals	9.0	10	5	2	1	8	38	40	Totals	9.0	10	8	6	4	6	36	42

Win - Kopp (4-2). Loss - Wells (2-3).
Umpires: HP - Tom Baldinelli, 1B - Henry Stancil, 3B - A.J. Lostaglio
Start - 2:49 PM. Finish - 5:07 PM. Time - 2:18. Attendance - 180

Game 30 • Clemson 6, Virginia Tech 3

April 6, 2007 • English Field • Blacksburg, VA

In game-one in a game that started on April 6 and ended on April 7 due to snow, Marquez Smith hit a two-run homer in the fifth inning to lead #16 Clemson to a 6-3 win at Virginia Tech. The game was suspended in the middle of the fifth inning after snow covered the field and fielders had difficulty seeing the ball in the air. Neither team could break through with big hits, as Clemson left 12 runners on base and Virginia Tech stranded 11 on base. D.J. Mitchell had three hits, including two doubles, and a run scored. Six different Tigers scored a run. The Hokies totaled 13 hits, but they were all singles. Matt Vaughn pitched 5.0 innings to earn the win in relief of Daniel Moskos, who allowed one run in 4.0 innings pitched in his first career start. The Tigers, who totaled five sacrifice bunts and three stolen bases, did not commit an error in 44 chances as well.

Clemson 6									Virginia Tech 3								
(21-9, 6-4 ACC)									(16-15, 4-9 ACC)								
Player	AB	R	H	RBI	BB	SO	PO	A	Player	AB	R	H	RBI	BB	SO	PO	A
Chalk, CF	2	1	1	0	2	0	0	0	Parks, CF	5	1	2	0	0	1	1	0
Harbin, SS	3	1	1	0	0	0	1	4	O'Brien, 1B	3	2	3	0	1	0	11	1
Smith, 3B	2	1	2	2	2	0	0	1	Thomas, 3B	4	0	2	0	0	2	1	3
Paulsen, 1B	4	0	0	1	0	2	15	0	Redd, DH	5	0	2	2	0	0	0	0
Hogan, C	5	0	1	0	0	1	7	1	Cueto, RF	4	0	1	1	1	0	1	0
Boyd, DH	3	1	1	0	0	1	0	0	Schaeffer, SS	4	0	2	0	0	1	1	4
Burg, PH/DH	1	0	0	0	0	0	0	0	Sosnoskie, C	3	0	0	0	0	1	7	0
Mitchell, RF	4	1	3	0	0	0	1	0	Ryan, LF	4	0	0	0	0	2	1	1
Burgess, 2B	4	0	1	1	0	1	2	9	Hacker, 2B	4	0	1	0	0	0	3	4
Johnson, LF	5	1	1	0	0	2	1	0									
Totals	33	6	11	4	4	7	27	17	Totals	36	3	13	3	2	7	27	14

Score By Innings							R	H	E			
Clemson	0	0	1	2	2	1	0	0	0	6	11	0
Virginia Tech	1	0	0	0	0	0	1	0	1	3	13	2





2007 Clemson Boxscores



Game 37 • Virginia 5, Clemson 3

April 20, 2007 • Doug Kingsmore Stadium • Clemson, SC

In game-one on April 20, **Jacob Thompson** limited #13 Clemson to three runs on six hits in 8.0 innings pitched to lead #6 Virginia to a 5-3 win at Doug Kingsmore Stadium. **Thompson** allowed just one walk with six strikeouts to improve to 9-0 on the season. Only one of the five runs allowed by three Tiger pitchers were unearned, as Virginia scored three unearned runs in the fourth inning. **Andy D'Alessio's** two-run homer in the sixth inning cut Virginia's lead to a run. The Tigers had the potential tying run on second base in the ninth inning, but came up short. The Cavaliers also stole nine bases in nine attempts.

Virginia 5 (33-8, 12-6 ACC)										Clemson 3 (25-12, 10-6 ACC)									
Player	AB	R	H	RBI	BB	SO	PO	A		Player	AB	R	H	RBI	BB	SO	PO	A	
Miclat, 3B	3	2	2	0	2	0	1	3		Chalk, CF	3	0	2	0	1	0	1	0	
Marsh, RF	5	1	1	2	0	1	1	0		Boyd, RF	4	1	0	0	0	1	2	0	
Doolittle, 1B	4	0	3	2	1	0	11	0		Harbin, SS	4	0	0	0	0	0	0	3	
Guyer, LF	5	1	1	0	0	2	0	0		D'Alessio, 1B	4	2	2	2	0	1	6	1	
Adams, 2B	4	0	1	0	1	2	2	3		Smith, 3B	4	0	0	0	0	2	0	3	
Seabury, C	4	0	2	0	0	1	8	1		Paulsen, DH	3	0	2	0	0	0	0	0	
Farrell, DH	2	0	0	0	1	2	0	0		Burg, PH	1	0	1	0	0	0	0	0	
Henry, PH/DH	1	0	0	0	0	1	0	0		Hogan, C	2	0	0	1	1	1	15	0	
Cannon, SS	5	0	0	0	0	4	2	5		Johnson, LF	2	0	0	0	0	1	1	0	
Mitchell, CF	5	1	1	0	0	1	2	0		Lee, LF	1	0	0	0	0	1	0	0	
										Bunnell, 2B	2	0	0	0	0	1	1	0	
										Morris, PH	1	0	0	0	0	0	0	0	
										Burgess, 2B	0	0	0	0	0	0	1	1	
Totals	38	5	11	4	5	14	27	13		Totals	31	3	7	3	2	8	27	9	

Score By Innings										R	H	E
Virginia	1	0	0	3	0	0	1	0	0	5	11	1
Clemson	0	1	0	0	0	2	0	0	0	3	7	1

E - Cannon (13), Bunnell (3). DP - Virginia 1. LOB - Virginia 13, Clemson 5. 2B - Marsh (5), Guyer (14), Seabury (7). 3B - Mitchell (1). HR - D'Alessio (5). HBP - Seabury. SH - Henry (2), Johnson (4). SF - Hogan (2). SB - Miclat 4 (31), Doolittle 2 (4), Guyer (15), Mitchell 2 (17).

Virginia										Clemson									
IP	H	R	ER	BB	SO	AB	BF			IP	H	R	ER	BB	SO	AB	BF		
Thompson (R)	8.0	6	3	3	1	6	27	30		Moskos (L)	3.2	6	4	1	3	7	18	21	
Lambert (L)	1.0	1	0	0	1	2	4	5		Mitchell (R)	2.1	4	1	0	1	3	11	12	
										Farina (R)	3.0	1	0	0	1	4	9	12	
Totals	9.0	7	3	3	2	8	31	35		Totals	9.0	11	5	1	5	14	38	45	

Win - Thompson (9-0). Loss - Moskos (3-3). Save - Lambert (8).
 Umpires: HP - Frank Sylvester, 1B - Bryant Woodall, 3B - Randy Dulin
 Start - 7:18 PM. Finish - 10:14 PM. Time - 2:56. Attendance - 5,192

Game 39 • Clemson 2, Virginia 1

April 22, 2007 • Doug Kingsmore Stadium • Clemson, SC

In game-three on April 22, **Ryan Hinson** pitched 6.1 scoreless innings of one-hit ball to lead #13 Clemson to a 2-1 win over #6 Virginia at Doug Kingsmore Stadium. **Hinson** allowed one hit with five strikeouts to earn the win. **Alan Farina** pitched 2.2 innings, allowing one run on two hits to pick up his first save as a Tiger. Clemson scored a run in the first on **Andy D'Alessio's** run-scoring single. After **Brandon Guyer** robbed D'Alessio of extra bases and started a double play with a diving catch in left field in the eighth, **Marquez Smith** blasted a two-out, solo homer to up Clemson's lead to 2-0. Virginia scored a run in the ninth before **Brandon Marsh** grounded into a game-ending double play. Clemson outhit Virginia 8-3.

Virginia 1 (34-9, 13-7 ACC)										Clemson 2 (26-13, 11-7 ACC)									
Player	AB	R	H	RBI	BB	SO	PO	A		Player	AB	R	H	RBI	BB	SO	PO	A	
Miclat, 1B	3	0	1	1	2	1	7	0		Chalk, CF	2	0	0	0	0	0	1	0	
Marsh, RF	3	0	0	0	1	1	3	0		Boyd, LF	1	0	0	0	0	0	2	0	
Doolittle, DH	4	0	1	0	0	0	0	1		Mitchell, LF/CF	4	1	1	0	0	2	3	0	
Guyer, LF	4	0	0	0	0	0	4	1		Harbin, SS	4	0	2	0	0	0	1	2	
Adams, 2B	2	0	0	0	2	1	3	2		D'Alessio, 1B	4	0	2	1	0	0	8	1	
Seabury, C	3	0	0	0	1	0	6	1		Smith, 3B	4	1	1	1	0	0	1	1	
Wingfield, 3B	4	0	1	0	0	2	0	0		Hogan, C	2	0	1	0	2	0	6	1	
Cannon, SS	2	1	0	0	1	0	0	1		Paulsen, DH	4	0	0	0	0	2	0	0	
Mitchell, CF	2	0	0	0	0	1	1	0		Burg, RF	2	0	1	0	0	1	2	0	
Henry, PH/CF	1	0	0	0	1	0	0	0		Lee, PR/RF	0	0	0	0	0	0	1	0	
										Burgess, 2B	1	0	0	0	1	1	2	3	
Totals	28	1	3	1	8	6	24	6		Totals	28	2	8	2	3	6	27	9	

Score By Innings										R	H	E
Virginia	0	0	0	0	0	0	1	0	0	1	3	1
Clemson	1	0	0	0	0	0	1	0	0	2	8	3

E - Miclat (8), Harbin 2 (10), Hogan (3). DP - Virginia 1, Clemson 1. LOB - Virginia 10, Clemson 8. 2B - Wingfield (9). HR - Smith (7). SH - Cannon (4), Boyd (2), Burg (2), Burgess (7). SB - Miclat (32), Marsh (12), Mitchell (18), Hogan 2 (5). CS - Adams (3), Cannon (3). Reached on CI - Marsh.

Virginia										Clemson									
IP	H	R	ER	BB	SO	AB	BF			IP	H	R	ER	BB	SO	AB	BF		
Doolittle (L)	6.0	5	1	1	2	6	21	25		Hinson (L)	6.1	1	0	0	0	5	19	26	
Carraway (R)	1.0	2	0	0	0	0	4	5		Farina (R)	2.2	2	1	1	3	1	9	12	
Smith (L)	0.2	0	0	0	0	0	1	1											
Rule (R)	0.1	1	1	1	1	0	2	3											
Totals	8.0	8	2	2	3	6	28	34		Totals	9.0	3	1	1	8	6	28	38	

Win - Hinson (4-1). Loss - Doolittle (6-3). Save - Farina (1).
 Umpires: HP - Randy Dulin, 1B - Frank Sylvester, 3B - Bryant Woodall
 Start - 1:03 PM. Finish - 3:49 PM. Time - 2:46. Attendance - 4,720

Game 38 • Virginia 3, Clemson 0

April 21, 2007 • Doug Kingsmore Stadium • Clemson, SC

In game-two on April 21, three Cavalier pitchers combined for a four-hit shutout, as #6 Virginia blanked #13 Clemson 3-0 at Doug Kingsmore Stadium. **Matt Packer, Michael Schwimer, and Casey Lambert** combined to allow four hits and six walks, but stranded all 11 Tiger baserunners to notch the shutout. Clemson had the bases loaded in the ninth inning before **D.J. Mitchell** struck out to end the game. Virginia scored an unearned run in the eighth inning and two insurance runs in the ninth inning. **Taylor Harbin** had a team-high two hits and a double, but Clemson was 0-for-10 with runners on base and did not have a leadoff batter reach base in an inning. Starter **David Kopp** pitched 7.0 scoreless innings of two-hit ball with five strikeouts. The Tigers were shut out by the Cavaliers for the just the fourth time in the 138th all-time meeting between the two teams and the first time in the 61st meeting at Clemson. It was also the first time Clemson lost back-to-back home games against Virginia in history.

Virginia 3 (34-8, 13-6 ACC)										Clemson 0 (25-13, 10-7 ACC)									
Player	AB	R	H	RBI	BB	SO	PO	A		Player	AB	R	H	RBI	BB	SO	PO	A	
Miclat, DH	4	0	0	0	0	0	0	0		Chalk, CF	3	0	0	0	2	2	0	0	
Marsh, RF	3	0	1	0	1	1	4	0		Mitchell, LF	5	0	0	0	0	1	1	0	
Doolittle, 1B	4	0	0	0	0	1	7	0		Harbin, SS	4	0	2	0	0	0	2	7	
Guyer, LF	3	0	0	0	1	1	4	0		D'Alessio, 1B	2	0	0	0	2	0	12	0	
Adams, 2B	3	1	1	0	1	2	2	1		Smith, 3B	4	0	0	0	0	1	0	0	
Seabury, C	4	1	2	1	0	0	6	0		Hogan, C	3	0	0	0	1	1	9	1	
Wingfield, 3B	4	1	0	0	0	1	1	1		Paulsen, DH	4	0	1	0	0	1	0	0	
Cannon, SS	4	0	1	1	0	2	0	3		Burg, RF	2	0	0	0	0	0	2	0	
Mitchell, CF	2	0	0	0	0	0	2	0		Boyd, RF	2	0	1	0	0	0	0	0	
Henry, PH/CF	2	0	1	1	0	0	1	0		Burgess, 2B	3	0	0	0	1	0	1	7	
Totals	33	3	6	3	3	8	27	6		Totals	32	0	4	0	6	6	27	16	

Score By Innings										R	H	E
Virginia	0	0	0	0	0	0	1	2	0	3	6	1
Clemson	0	0	0	0	0	0	0	0	0	0	4	1

E - Seabury (5), Smith (9). LOB - Virginia 6, Clemson 11. 2B - Marsh (6), Seabury (8), Cannon (8), Harbin (14). SB - Henry (5). CS - Marsh (4).

Virginia										Clemson									
IP	H	R	ER	BB	SO	AB	BF			IP	H	R	ER	BB	SO	AB	BF		
Packer (L)	5.1	3	0	0	3	1	19	22		Kopp (R)	7.0	2	0	0	2	5	22	24	
Schwimer (R)	2.2	0	0	0	1	3	9	10		Clyne (R)	2.0	4	3	2	1	3	11	12	
Lambert (L)	1.0	1	0	0	2	2	4	6											
Totals	9.0	4	0	0	6	6	32	38		Totals	9.0	6	3	2	3	8	33	36	

Win - Schwimer (3-0). Loss - Clyne (4-1). Save - Lambert (9).
 Umpires: HP - Bryant Woodall, 1B - Randy Dulin, 3B - Frank Sylvester
 Start - 7:01 PM. Finish - 9:54 PM. Time - 2:53. Attendance - 5,056

Game 40 • Elon 13, Clemson 12

April 24, 2007 • Doug Kingsmore Stadium • Clemson, SC

Elon used 12 hits and nine walks to defeat #17 Clemson 13-12 at Doug Kingsmore Stadium on April 24. Clemson scored six runs in the second, capped by **Doug Hogan's** grand slam. But Elon chipped away and eventually took a 13-8 lead. Back-to-back homers by **Andy D'Alessio** and **Hogan** in the seventh, and a two-run single by **Alex Burg** in the eighth brought the Tigers to within a run, but they could get no closer.

Elon 13										Clemson 12									
(23-20)										(26-14)									
Player	AB	R	H	RBI	BB	SO	PO	A		Player	AB	R	H	RBI	BB	SO	PO	A	
Dove, CF	6	3	3	2	0	0	4	0		Mitchell, CF	4	3	1	0	2	2	3	0	
Snyder, SS	3	2	1	2	2	0	4	3		Harbin, SS	6	1	2	2	0	0	2	2	
Irvine, LF	2	1	2	3	2	0	1	0		Smith, 3B	3	2	1	1	2	0	1	1	
Vasami, 3B/1B	5	0	3	3	0	1	2	1		D'Alessio, 1B	4	2	1	2	1	0	5	1	
Rodebaugh, DH	3	1	0	0	1	0	0	0		Hogan, C	3	3	2	5	1	0	9	2	
Booker, PH/DH	1	0	0	0	0	1	0	0		Burg, RF	5	0	1	2	0	0	1	0	
Addison, RF	4	1	0	0	1	1	4	0		Lee, PR/RF	0	0	0	0	0	0	0	0	
Melillo, C	3	2	1	2	2	1	2	1		Paulsen, DH	4	0	1	0	1	1	0	0	
Davis, C	0	0	0	0	0	0	1	0		Boyd, LF	5	1	3	0	0	0	1	0	
R. Adams, 1B	3	2	2	0	0	1	4	0		Burgess, 2B	4	0	1	0	0	0	4	0	
Weaver, PH/3B	2	0	0	0	0	1	1	1		Johnson, PH	1	0	0	0	0	0	0	0	
C. Austin, 2B	2	1	0	1	1	1	3	1											
Hill, 2B	0	0	0	0	0	0	0	0											
Totals	34	13	12	13	9	7	27	8		Totals	39	12	13	12	7	3	27	8	



2007 Clemson Boxscores



Game 41 • Clemson 14, South Carolina 5

April 25, 2007 • Doug Kingsmore Stadium • Clemson, SC

A seven-run seventh inning and 16 hits highlighted #17 Clemson's 14-5 victory over #5 South Carolina at Doug Kingsmore Stadium on April 25. **Ben Paulsen's** three-run homer in the fifth inning put the Tigers ahead 9-3. **Wilson Boyd**, who received the Bob Bradley Award for being Clemson's MVP in the four-game series, was 2-for-4 with a triple and four RBIs. **Taylor Harbin** added three hits and three RBIs. All 10 Tigers who played in the field scored at least one run and nine had at least one hit. Starter **D.J. Mitchell** pitched 6.0 innings to earn the win, as he allowed just one run on four hits with six strikeouts.

South Carolina 5									(32-11)									Clemson 14									(27-14)								
Player	AB	R	H	RBI	BB	SO	PO	A	Player	AB	R	H	RBI	BB	SO	PO	A	Player	AB	R	H	RBI	BB	SO	PO	A									
Lail, RF	3	3	2	0	1	0	0	0	Chalk, CF	2	1	1	0	0	0	0	1	0	0	0	0	0	0	0	0										
Jones, 2B	5	0	3	3	0	2	1	2	Lee, CF	2	2	1	1	1	1	1	2	0	0	0	0	0	0	0	0										
Darnell, 3B	5	0	0	0	0	1	0	0	Boyd, LF	4	2	2	4	1	0	0	0	0	0	0	0	0	0	0	0										
Smoak, 1B	3	0	0	0	1	0	7	0	Harbin, SS	5	1	3	3	0	1	3	3	0	0	0	0	0	0	0	0										
Kline, C	4	0	0	0	0	2	9	2	D'Alessio, 1B	5	1	1	0	0	2	9	0	0	0	0	0	0	0	0	0										
Mack, PH	0	0	0	0	0	0	0	0	Smith, 3B	5	2	2	1	0	1	0	1	0	0	0	0	0	0	0	0										
Enders, C	0	0	0	0	0	0	1	0	Paulsen, DH	5	1	3	3	0	0	0	0	0	0	0	0	0	0	0	0										
Disher, DH	3	1	1	1	1	2	0	0	Hogan, C	4	1	2	0	1	2	11	0	0	0	0	0	0	0	0	0										
Hurst, LF	4	0	1	0	0	2	1	1	Burg, RF	4	1	0	0	1	1	1	0	0	0	0	0	0	0	0	0										
Havens, SS	3	0	0	0	1	1	3	4	Burgess, 2B	3	2	1	0	1	2	0	2	0	0	0	0	0	0	0	0										
An. Crisp, CF	3	1	1	0	1	0	1	0																											
Totals	33	5	8	4	5	10	24	11	Totals	39	14	16	12	5	10	27	11																		

Score By Innings										R	H	E
South Carolina	1	0	0	0	0	2	1	1		5	8	2
Clemson	2	0	0	4	0	7	1			14	16	1

E - Jones (4), Havens (8), Burg (3). **DP** - Clemson 2. **LOB** - South Carolina 7, Clemson 6. **2B** - Lail (7), Jones (9), Smith (6), Paulsen (6). **3B** - Lail (2), Boyd (3). **HR** - Disher (10), Paulsen (4). **SH** - Lail (3). **SB** - D'Alessio (1). **CS** - Harbin (3).

South Carolina									Clemson								
	IP	H	R	ER	BB	SO	AB	BF		IP	H	R	ER	BB	SO	AB	BF
Cooper (R)	4.0	5	2	1	0	4	16	16	Mitchell (R)	6.0	4	1	1	3	6	20	24
Farotto (L)	0.2	4	4	4	0	1	6	6	Bond (L)	0.2	1	2	0	0	1	4	4
Thomas (L)	1.2	4	3	2	1	3	10	11	Clyne (R)	1.1	2	1	1	0	3	6	6
Wideberg (R)	0.0	1	4	4	4	0	1	5	Farina (R)	1.0	1	1	1	2	0	3	5
Godwin (R)	1.2	2	1	1	0	2	6	6									
Totals	8.0	16	14	12	5	10	39	44	Totals	9.0	8	5	3	5	10	33	39

Win - Mitchell (2-0). **Loss** - Cooper (5-1).
Umpires: HP - Jack Cox, 1B - Darrell Arnold, 3B - Larry Short
Start - 7:19 PM. **Finish** - 10:22 PM. **Time** - 3:03. **Attendance** - 6,217

Game 43 • Clemson 10, Georgia Tech 3

April 28, 2007 • Doug Kingsmore Stadium • Clemson, SC

In game-two on April 28, **Andy D'Alessio** went 4-for-4 with two solo homers to lead #17 Clemson to a 10-3 victory over #19 Georgia Tech at Doug Kingsmore Stadium. The Tigers totaled 14 hits, as **D'Alessio** amassed his first career four-hit game and three runs scored, while **Marquez Smith** was 3-for-5 with three RBIs. The Tigers, who did not score more than two runs in any inning, scored in seven of the eight innings in which they batted, while Georgia Tech left 11 runners on base. Starter **David Kopp** picked up the win, as he allowed six hits, one earned run, and one walk with four strikeouts in 6.0 innings pitched.

Georgia Tech 3 (26-17, 13-9 ACC)									Clemson 10 (29-14, 13-7 ACC)								
Player	AB	R	H	RBI	BB	SO	PO	A	Player	AB	R	H	RBI	BB	SO	PO	A
Payne, CF	5	0	1	0	0	3	1	1	Mitchell, CF	5	1	1	0	0	1	3	0
Fisher, SS	4	0	0	0	1	0	2	1	Boyd, RF	5	1	2	2	0	2	1	0
Wieters, C/1B	4	0	2	2	0	0	10	1	Harbin, SS	4	2	0	0	0	1	1	2
Crancer, RF	4	0	1	1	1	0	0	0	D'Alessio, 1B	4	3	4	2	1	0	12	2
Plagman, 1B	4	0	1	0	0	0	4	0	Smith, 3B	5	1	3	3	0	1	1	3
Haniger, C	1	0	0	0	0	1	1	0	Paulsen, DH	3	0	1	1	0	0	0	0
Murton, DH	4	0	0	0	0	1	0	0	Burg, PH/DH	1	0	0	0	0	0	0	0
Long, 2B	4	0	1	0	0	1	2	4	Hogan, C	3	0	0	0	1	2	6	0
House, LF	3	0	0	0	0	0	2	0	Johnson, LF	3	2	2	1	1	0	2	0
Dupart, PH/LF	1	0	1	0	0	0	0	0	Burgess, 2B	4	0	1	1	0	2	0	5
Feltes, 3B	4	3	3	0	0	0	1	1									
Totals	38	3	10	3	2	6	24	9	Totals	37	10	14	10	3	9	27	13

Score By Innings										R	H	E
Georgia Tech	0	0	1	0	1	0	0	0		3	10	3
Clemson	2	1	1	2	2	1	0	1		10	14	1

E - Long (9), Feltes (4), Ladd (2), Burgess (3). **DP** - Georgia Tech 2. **LOB** - Georgia Tech 11, Clemson 7. **2B** - Wieters (14), Boyd (2), Smith (7). **3B** - Dupart (2), Johnson (4). **HR** - D'Alessio (2) (8). **HBP** - Wieters, Harbin. **SB** - Long (11), Harbin (13). **CS** - Mitchell (3).

Georgia Tech										Clemson									
Player	IP	H	R	ER	BB	SO	AB	BF		Player	IP	H	R	ER	BB	SO	AB	BF	
Burns (R)	3.2	7	6	4	1	5	18	20		Kopp (R)	6.0	6	2	1	1	4	25	26	
Hicks (R)	1.2	4	3	2	1	2	9	10		Bond (L)	0.1	2	1	1	1	0	3	5	
Ladd (L)	2.2	3	1	1	1	2	10	11		Fidrych (L)	0.1	0	0	0	0	0	1	1	
										Vaughn (R)	0.2	2	0	0	0	0	4	4	
										Martin (L)	1.2	0	0	0	0	2	5	5	
Totals	8.0	14	10	7	3	9	37	41		Totals	9.0	10	3	2	2	6	38	41	

Win - Kopp (5-2). **Loss** - Burns (3-2).
Umpires: HP - Jeff Head, 1B - Scott Graham, 3B - Tony Walsh
Start - 7:02 PM. **Finish** - 9:52 PM. **Time** - 2:50. **Attendance** - 5,011

Game 42 • Clemson 3, Georgia Tech 2 (11 Innings)

April 27, 2007 • Doug Kingsmore Stadium • Clemson, SC

In game-one on April 27, **Doug Hogan's** walkoff homer to lead off the 11th inning gave #17 Clemson a 3-2 win over #19 Georgia Tech at Doug Kingsmore Stadium. The Yellow Jackets scored two runs in the 10th to break a scoreless tie, then the first two Tigers in the bottom of the 10th were retired. But pinch-hitter **Alex Lee** singled, **D.J. Mitchell** struck out but reached on a wild pitch, and **Wilson Boyd** singled to score **Lee**. **Mitchell** later scored the tying run on a passed ball. **Alan Farina** pitched a perfect 11th inning to earn the win, while **Daniel Moskos** pitched 6.1 innings, allowing five hits and no runs with eight strikeouts.

Georgia Tech 2 (26-16, 13-8 ACC)										Clemson 3 (28-14, 12-7 ACC)									
Player	AB	R	H	RBI	BB	SO	PO	A		Player	AB	R	H	RBI	BB	SO	PO	A	
Payne, CF/P/CF	6	1	1	0	0	1	0	0		Mitchell, CF	5	1	1	0	0	1	2	0	
Fisher, SS	4	1	1	1	1	0	3	1		Boyd, LF/RF	5	0	1	1	0	2	2	0	
Wieters, C/P	4	0	1	0	1	2	13	3		Harbin, SS	4	0	1	0	0	0	0	2	
Crancer, DH/RF	4	0	3	1	1	1	1	0		D'Alessio, 1B	3	0	0	0	2	1	10	4	
Murton, RF	4	0	0	0	0	1	0	0		Smith, DH	4	0	1	0	1	1	0	0	
Dupart, LF	1	0	0	0	0	1	0	0		Hogan, C	5	1	2	1	0	3	14	2	
Plagman, 1B	4	0	1	0	0	3	9	0		Paulsen, 3B	4	0	0	0	0	2	0	1	
House, LF/CF	4	0	1	0	0	1	0	0		Burg, RF	3	0	0	0	0	1	1	0	
Rulon, P	1	0	0	0	0	1	0	0		Johnson, LF	1	0	0	0	0	1	0	0	
Scherer, C	0	0	0	0	0	0	0	0		Burgess, 2B	3	0	1	0	0	1	1	6	
Long, 2B	4	0	1	0	1	2	2	2		Lee, PH	1	1	1	0	0	0	0	0	
Feltes, 3B	5	0	1	0	0	3	1	2		Bunnell, 2B	0	0	0	0	0	0	0	0	
Totals	41	2	10	2	4	16	30	8		Totals	38	3	8	2	3	13	33	16	

Score By Innings										R	H	E	
Georgia Tech	0	0	0	0	0	0	0	0	2	0	2	10	1
Clemson	0	0	0	0	0	0	0	0	2	1	3	8	0

E - Feltes (3). **DP** - Georgia Tech 1, Clemson 1. **LOB** - Georgia Tech 11, Clemson 9. **2B** - Fisher (13). **HR** - Hogan (8). **HBP** - Plagman, Harbin. **SB** - House (5). **CS** - Long (3), D'Alessio (2).

Georgia Tech									Clemson								
	IP	H	R	ER	BB	SO	AB	BF		IP	H	R	ER	BB	SO	AB	BF
Duncan (L)	7.1	4	0	0	2	9	25	27	Moskos (L)	6.1	5	0	0	2	8	23	26
Hyatt (R)	0.1	0	0	0	0	0	1	1	Clyne (R)	3.2	5	2	2	2	6	15	17
Payne (L)	0.2	0	0	0	0	0	2	3	Farina (R)	1.0	0	0	0	0	2	3	3
Rulon (R)	1.1	2	2	2	0	4	7	7									
Wieters (R)	0.1	2	1	1	1	0	3	4									
Totals	10.0	8	3	3	3	13	38	42	Totals	11.0	10	2	2	4	16	41	46



2007 Clemson Boxscores



Game 45 • Clemson 4, Boston College 3

May 5, 2007 • Doug Kingsmore Stadium • Clemson, SC

In game-one on May 5, **Andy D'Alessio's** leadoff home run in the eighth inning lifted #17 Clemson to a 4-3 win over Boston College at Doug Kingsmore Stadium. The Tigers took a 2-0 lead in the fourth inning after the first two batters of the frame were retired. **Doug Hogan** drove home the first run with a single up the middle, then **Addison Johnson** lofted a single to left to plate the other run. Clemson upped its lead to 3-1 on **Johnson's** two-out, bad-hop single through the right side in the sixth inning. But in the top of the eighth inning, **Eric Campbell's** two-out, two-run single evened the score. **D'Alessio** then hit the first pitch of the bottom of the eighth inning over the fence in left-center to give the Tigers the lead for good. **Stephen Clyne** pitched the final 1.2 innings with four strikeouts to pick up the win. Clemson, who outhit Boston College 10-6, was led at the plate by **Ben Paulsen's** 3-for-3 performance. **Johnson** added two hits and two RBIs as well.

Boston College 3 (20-24-1, 11-14 ACC)

Player	AB	R	H	RBI	BB	SO	PO	A
Hutchinson, SS	3	1	1	0	1	1	2	1
Joh. Ayers, RF	4	1	1	0	0	0	3	1
Sanchez, C	4	0	1	0	0	3	8	0
Campbell, 3B	3	0	1	2	1	0	0	1
Jos. Ayers, 2B	4	0	0	0	0	2	1	2
Belfiore, 1B	3	0	0	0	1	1	6	0
McGuire, LF	3	1	2	1	0	0	1	1
Ziemann, DH	2	0	0	0	1	2	0	0
Augustine, PH	1	0	0	0	0	1	0	0
Frates, CF	3	0	0	0	0	2	3	0
Totals	30	3	6	3	4	12	24	7

Score By Innings

Boston College	0	0	0	1	0	0	2	0
Clemson	0	0	0	2	0	1	0	1

Clemson 4 (30-15, 14-8 ACC)

Player	AB	R	H	RBI	BB	SO	PO	A
Mitchell, CF	4	0	0	0	0	1	1	0
Boyd, RF	4	0	1	0	0	0	4	0
Smith, 3B	4	0	1	0	0	1	0	0
D'Alessio, 1B	4	1	1	1	0	2	5	2
Harbin, SS	3	1	1	0	1	1	3	4
Paulsen, DH	3	2	3	0	1	0	0	0
Lee, PR/DH	0	0	0	0	0	0	0	0
Hogan, C	3	0	1	1	1	0	11	2
Johnson, LF	3	0	2	2	1	0	1	0
Burgess, 2B	4	0	0	0	0	3	1	0
Totals	32	4	10	4	4	8	27	9

Score By Innings

Boston College	1	0	1	0	0	2	3	8
Clemson	1	0	1	0	0	1	0	6

E - Boyd (3). DP - Clemson 1. LOB - Boston College 5, Clemson 8. 2B - Smith (8), Paulsen (7). HR - McGuire (4), D'Alessio (9). HBP - McGuire. SB - Hutchinson (13), Joh. Ayers (8), McGuire (13). CS - Campbell (7), McGuire (3).

Boston College	IP	H	R	ER	BB	SO	AB	BF
Boggan (R)	8.0	10	4	4	4	8	32	36
Totals	8.0	10	4	4	4	8	32	36

Clemson	IP	H	R	ER	BB	SO	AB	BF
Moskos (L)	7.1	5	3	3	4	8	25	29
Clyne (R)	1.2	1	0	0	0	4	5	6
Totals	9.0	6	3	3	4	12	30	35

Win - Clyne (5-1). Loss - Boggan (4-5).

Umpires: HP - Dennis McComb, 1B - Harry Greer, 3B - Phelps Prescott

Start - 7:17 PM. Finish - 9:34 PM. Time - 2:17. Attendance - 4,095

Game 47 • Clemson 7, Boston College 6

May 6, 2007 (Game 2) • Doug Kingsmore Stadium • Clemson, SC

In game-three in the second game of a doubleheader on May 6, **Marquez Smith** hit two homers to lead #17 Clemson to a 7-6 come-from-behind win over Boston College at Doug Kingsmore Stadium. The Tigers took a 3-0 lead in the third inning, highlighted by **Smith's** two-run homer to center. But the Eagles scored three runs in the fourth inning and three runs in the fifth inning, capped by **Jared McGuire's** two-run homer to left-center. But after the first two batters in the bottom of the seventh inning were retired, the Tigers loaded the bases. **Smith** then blasted a grand slam to center to give the Tigers lead for good. **Smith** was 3-for-4 with two home runs, a double, and six RBIs. **McGuire** led the Eagles by going 3-for-4 with a double, homer, and two RBIs. **Matt Vaughn** pitched 4.2 scoreless innings of two-hit ball with four strikeouts in relief to earn the victory.

Boston College 6 (21-25-1, 12-15 ACC)

Player	AB	R	H	RBI	BB	SO	PO	A
Hutchinson, SS	4	0	0	0	0	0	2	2
Joh. Ayers, RF	5	1	1	1	0	0	1	0
McGuire, LF	4	2	3	2	0	0	2	0
Campbell, 3B	2	1	1	0	2	0	1	2
Belfiore, 1B	2	0	0	1	1	1	6	3
Sanchez, C	4	1	2	1	0	0	5	2
Jos. Ayers, 2B	2	0	2	1	1	0	1	1
Ziemann, DH	1	0	0	0	0	1	0	0
Augustine, PH/DH	2	0	0	0	0	2	0	0
Frates, CF	4	1	0	0	0	1	4	0
Totals	30	6	9	6	4	5	24	10

Score By Innings

Boston College	0	0	0	3	3	0	0	0
Clemson	0	0	3	0	0	0	4	0

Clemson 7 (31-16, 15-9 ACC)

Player	AB	R	H	RBI	BB	SO	PO	A
Johnson, CF	4	1	2	0	1	0	0	0
Boyd, RF	3	2	1	0	1	1	4	0
Smith, 3B	4	2	3	6	0	0	0	4
D'Alessio, 1B	3	0	0	0	1	1	10	2
Harbin, SS	4	0	0	0	0	1	3	4
Hogan, C	4	0	1	0	0	0	5	3
Paulsen, DH	3	0	0	0	0	0	0	0
Lee, LF	3	1	1	0	1	0	1	0
Burgess, 2B	3	1	0	0	1	1	3	3
Totals	31	7	8	6	5	4	27	18

Score By Innings

Boston College	0	0	0	3	3	0	0	6
Clemson	0	0	3	0	0	0	4	7

E - Campbell (14), Harbin 2 (12). DP - Clemson 2. LOB - Boston College 5, Clemson 6. 2B - McGuire (10), Sanchez (15), Johnson (5), Smith (9), Lee (1). HR - McGuire (5), Smith 2 (10). HBP - Jos. Ayers. SH - Hutchinson (6), Ziemann (1), Paulsen (2). SF - Belfiore (1). SB - Johnson (6). CS - Sanchez (2), Jos. Ayers (5), Hogan (4).

Boston College	IP	H	R	ER	BB	SO	AB	BF
Doyle (R)	8.0	8	7	7	5	4	31	37
Totals	8.0	8	7	7	5	4	31	37

Clemson	IP	H	R	ER	BB	SO	AB	BF
Hinson (L)	4.1	7	6	5	2	1	16	22
Vaughn (R)	4.2	2	0	0	2	4	14	16
Totals	9.0	9	6	5	4	5	30	38

Win - Vaughn (4-0). Loss - Doyle (3-4).

Umpires: HP - Phelps Prescott, 1B - Dennis McComb, 3B - Harry Greer

Start - 5:59 PM. Finish - 8:27 PM. Time - 2:28. Attendance - 5,533

Game 46 • Boston College 8, Clemson 6

May 6, 2007 (Game 1) • Doug Kingsmore Stadium • Clemson, SC

In game-two in the first game of a doubleheader on May 6, Boston College scored three runs in the ninth inning to defeat #17 Clemson 8-6 at Doug Kingsmore Stadium. The Eagles scored two runs in the top of the eighth inning to take a 5-3 lead, but the Tigers scored three runs in the bottom of the eighth to take the lead, capped by **Taylor Harbin's** two-run homer. But Boston College scored three runs in the ninth inning to win the game and even the series. Boston College outhit Clemson 17-9, as every Eagle starter had at least one hit. **Harbin** hit two homers with three RBIs, while **Marquez Smith** added a homer and two RBIs.

Boston College 8 (21-24-1, 12-14 ACC)

Player	AB	R	H	RBI	BB	SO	PO	A
Hutchinson, SS	6	0	2	1	0	1	2	2
Belfiore, 1B	4	1	2	0	1	0	8	1
Joh. Ayers, RF	5	2	1	0	0	1	3	0
Campbell, 3B	5	2	3	1	0	1	1	2
Augustine, DH	4	0	2	1	0	2	0	0
Anston, PH/DH	1	0	0	0	0	1	0	0
Sanchez, C	5	1	2	1	0	0	5	0
Jos. Ayers, 2B	4	1	1	0	0	2	1	1
McGuire, LF	4	1	3	1	1	1	3	0
Frates, CF	4	0	1	1	0	0	4	0
Totals	42	8	17	6	2	9	27	9

Clemson 6 (30-16, 14-9 ACC)

Player	AB	R	H	RBI	BB	SO	PO	A
Mitchell, CF	4	1	0	0	0	0	0	2
Boyd, RF	4	1	1	0	0	0	2	0
Smith, 3B	3	2	2	2	1	0	0	2
D'Alessio, 1B	4	0	0	1	0	1	8	2
Harbin, SS	4	2	2	3	0	0	3	3
Hogan, C	4	0	2	0	0	0	8	1
Munroe, DH	3	0	0	0	0	2	0	0
Lee, PH	1	0	0	0	0	0	0	0
Johnson, LF	4	0	1	0	0	0	2	0
Bunnell, 2B	3	0	1	0	0	1	2	1
Paulsen, PH	1	0	0	0	0	1	0	0
Totals	35	6	9	6	1	5	27	10

Score By Innings

Boston College	1	0	1	0	0	1	0	8
Clemson	1	0	1	0	0	1	0	6

Score By Innings

Boston College	1	0	1	0	0	1	0	8
Clemson	1	0	1	0	0	1	0	6

E - Campbell (13), Jos. Ayers (6), McGuire (2), Johnson (2), Bunnell (4). DP - Clemson 2. LOB - Boston College 11, Clemson 4. 2B - Campbell (19). HR - Smith (8), Harbin 2 (5). HBP - Jos. Ayers. SH - Mitchell (7). SF - Frates (2). SB - Belfiore (6), Jos. Ayers (10), Hogan (6). CS - Hogan (3).

Boston College IP H R ER BB SO AB BF

Jeanes (L)	7.1	6	4	3	1	3	27	29
Ratliff (R)	1.2	3	2	2	0	2	8	8

Clemson IP H R ER BB SO AB BF

Kopp (R)	5.1	10	3	3	1	6	25	26
Fidrych (L)	0.1	0	0	0	0	0	1	1
Zocchi (R)	2.0	2	2	2	1	2	8	9
Farina (R)	0.2	4	3	3	0	1	6	6
Clyne (R)	0.2	1	0	0	0	0	2	4

Totals 9.0 9 6 5 1 5 35 37

Totals 9.0 17 8 8 2 9 42 46

Win - Ratliff (6-2). Loss - Farina (3-2).

Umpires: HP - Harry Greer, 1B - Phelps Prescott, 3B - Dennis McComb

Start - 2:09 PM. Finish - 5:02 PM. Time - 2:53.

Game 48 • Clemson 12, Wofford 3

May 8, 2007 • West End Field • Greenville, SC

Behind five homers, #16 Clemson blasted Wofford 12-3 at West End Field in Greenville, SC on May 8.

Wofford 3 (23-27)

Player	AB	R	H	RBI	BB	SO	PO	A
Gilmartin, SS	4	0	2	0	0	1	1	3
Behrendt, PH	1	0	0	0	0	0	0	0
Eaves, CF	3	0	0	0	1	2	0	0
Eller, PH	1	0	0	0	0	0	0	0
Kirkley, DH	4	0	0	0	0	2	0	0
Seay, PH	1	0	0	0	0	1	0	0
Waring, 3B	3	1	1	0	0	1	0	3
Brandt, 1B	4	1	2	2	0	0	7	0
Dye, RF	3	1	2	0	0	0	4	1
Caglayan, LF	4	0	1	0	0	1	0	1
Munns, C	3	0	2	1	0	0	8	1
Sturkie, 2B	4	0	0	0	0	3	4	1
Totals	35	3	10	3	1	11	24	10

Score By Innings

Wofford	0	0	0	0	2	0	1	3
Clemson	1	5	0	1	1	0	3	12

Clemson 12 (32-16)

Player	AB	R	H	RBI	BB	SO	PO	A
Johnson, CF	4	2	1	2	0	1	2	0
Burg, RF/LF	1	0	0	0	1	0	0	0
Boyd, RF/LF	3	1	1	0	2	0	1	0
Morris, RF	0	0	0	0	0	0	0	0
Munroe, PH/C	1	0	0	0	0	1	0	1
Smith, 3B	4	0	2	1	1	0	0	6
D'Alessio, 1B	4	2	3	3	1	0	9	0
Harbin, SS	5	1	2	1	0	0	0	1
Hogan, C	5	2	2	1	0	2	11	1
Sarratt, RF	0	0	0	0	0	0	0	0
Paulsen, DH	4	2	2	1	1	1	0	0
Zoltak, P	0	0	0	0	0	0	0	0



2007 Clemson Boxscores



Game 49 • Furman 6, Clemson 3

May 9, 2007 • Doug Kingsmore Stadium • Clemson, SC

Four Furman pitchers held #16 Clemson to six hits in the Paladins' 6-3 victory at Doug Kingsmore Stadium on May 9. Reliever **Spencer Hale** limited Clemson to one run on three hits in 3.1 innings pitched to pick up the win. **Andy D'Alessio's** two-run single in the third gave Clemson a 2-1 lead, but the Paladins scored the next five runs. **Paul Ortenzo's** two-run double in the sixth and **Bobby Hubbard's** two-run triple in the eighth highlighted Furman's upset win. Clemson was just 1-for-15 with runners on base.

Furman 6 (16-34)										Clemson 3 (32-17)									
Player	AB	R	H	RBI	BB	SO	PO	A		Player	AB	R	H	RBI	BB	SO	PO	A	
Lind, SS	5	2	2	0	0	1	1	4		Johnson, LF	4	1	1	0	1	0	1	0	
Rose, 2B	4	1	2	0	0	2	1	1		Harbin, SS	3	1	2	1	0	0	1	2	
Hubbard, 3B	3	0	1	2	2	1	2	2		Smith, 3B	4	0	1	0	0	1	0	2	
Jackson, LF	5	0	1	2	0	2	2	0		D'Alessio, 1B	2	0	1	2	2	1	8	1	
Maccani, C	3	0	0	0	1	1	7	2		Hogan, C	4	0	0	0	0	2	13	1	
Stembridge, RF	4	1	1	0	0	1	2	0		Paulsen, DH	4	0	0	0	0	0	0	0	
Bailes, DH	5	1	2	0	0	3	0	0		Mitchell, CF	3	0	1	0	1	0	0	0	
Ortenzo, 1B	3	1	2	2	2	1	8	0		Lee, RF	4	0	0	0	0	2	1	0	
Rodgers, CF	3	0	0	0	0	2	3	0		Burgess, 2B	1	1	0	0	0	0	2	1	
										Boyd, PH	1	0	0	0	0	0	0	0	
										Bunnell, 2B	0	0	0	0	0	0	0	0	
										Burg, PH	1	0	0	0	0	1	0	0	
Totals	35	6	11	6	5	14	27	10		Totals	31	3	6	3	4	7	27	10	

Score By Innings

	R	H	E
Furman	1	0	0
Clemson	0	2	0

E - Hubbard (15), Smith (10). **LOB** - Furman 11, Clemson 7. **2B** - Lind (4), Rose (6), Ortenzo (4), Smith (11). **3B** - Hubbard (4). **HR** - Harbin (7). **HBP** - Burgess. **SH** - Rose (8), Maccani (2), Stembridge (6), Rodgers (14), Harbin (5). **SB** - Mitchell (8). **CS** - Ortenzo (1), Johnson (2).

Furman										Clemson									
Player	IP	H	R	ER	BB	SO	AB	BF		Player	IP	H	R	ER	BB	SO	AB	BF	
Feemster (R)	4.0	2	2	2	2	4	12	16		Hinson (L)	2.0	1	1	1	2	2	6	9	
Hale (R)	3.1	3	1	1	1	0	13	14		Zocchi (R)	4.0	6	2	2	0	7	19	19	
Hart (L)	0.0	0	0	0	1	0	0	1		Clyne (R)	1.2	3	3	2	2	3	6	10	
Karow (R)	1.2	1	0	0	0	3	6	6		Fidrych (L)	0.0	1	0	0	0	0	1	1	
										Farina (R)	1.1	0	0	0	1	2	3	5	
Totals	9.0	6	3	3	4	7	31	37		Totals	9.0	11	6	5	5	14	35	44	

Win - Hale (1-2). Loss - Zocchi (3-2). Save - Karow (2).

Umpires: HP - Randy Watkins, 1B - David Savage, 3B - Vic Correll
Start - 7:20 PM. Finish - 10:09 PM. Time - 2:49. Attendance - 4,579

Game 51 • Clemson 7, Florida State 6

May 12, 2007 • Dick Howser Stadium • Tallahassee, FL

In game-two on May 12, #16 Clemson scored three runs in the ninth inning to top #2 Florida State 7-6 at Dick Howser Stadium. **Taylor Harbin** tied the score in the ninth with a two-run double, then **Doug Hogan** beat out a potential double play to allow **Andy D'Alessio** to score the go-ahead run. **Alan Farina** pitched 4.1 scoreless innings of relief, allowing four hits and no walks with six strikeouts to record the win.

Clemson 7 (33-18, 16-10 ACC)										Florida State 6 (43-8, 21-5 ACC)									
Player	AB	R	H	RBI	BB	SO	PO	A		Player	AB	R	H	RBI	BB	SO	PO	A	
Johnson, CF	4	1	0	0	1	1	1	0		T. Thomas, 2B	4	1	2	0	1	2	3	4	
Boyd, RF	4	2	1	1	1	2	2	0		Hallberg, SS	4	0	0	0	1	0	3	4	
Mitchell, RF	0	0	0	0	0	0	0	0		Posey, C	4	0	1	0	0	1	10	3	
Smith, 3B	5	1	2	2	0	2	0	4		Rye, RF	4	1	2	1	1	0	0	1	
D'Alessio, 1B	4	1	2	0	1	2	11	0		O'Connor, PR	0	0	0	0	0	0	0	0	
Harbin, SS	3	0	1	2	2	0	2	3		Danesh, LF	2	1	1	2	0	1	0	0	
Paulsen, DH	1	1	0	0	3	0	0	0		Richardson, PH/LF	3	0	0	0	0	1	0	0	
Hogan, C	5	0	2	1	0	2	9	1		Stidham, 3B	3	2	2	0	1	1	1	1	
Lee, LF	4	1	1	1	1	0	1	0		Anderson, DH	3	1	1	1	0	1	0	0	
Burgess, 2B	2	0	2	0	0	0	1	2		Oravetz, PH/DH	1	0	0	0	0	0	0	0	
Burg, PH	1	0	0	0	0	0	0	0		Gildea, CF	4	0	3	1	0	1	0	0	
Bunnell, 2B	1	0	0	0	0	1	0	0		Reichert, 1B	3	0	0	0	0	1	10	0	
Totals	34	7	11	7	9	10	27	12		Totals	35	6	12	5	4	9	27	14	

Score By Innings

	R	H	E
Clemson	1	0	0
Florida State	1	2	3

E - Kopp (2). **DP** - Clemson 2, Florida State 2. **LOB** - Clemson 10, Florida State 8. **2B** - Smith (12), D'Alessio (9), Harbin (16), Hogan (9), T. Thomas (28). **3B** - Stidham (3). **HR** - Boyd (1), Danesh (2). **HBP** - Paulsen, Reichert. **SH** - Posey (4). **SB** - Harbin (4), Burgess (1), Gildea (3).

Clemson										Florida State									
Player	IP	H	R	ER	BB	SO	AB	BF		Player	IP	H	R	ER	BB	SO	AB	BF	
Kopp (R)	4.1	8	6	5	3	3	18	22		Rosen (R)	4.0	4	3	3	3	6	14	18	
Martin (L)	0.1	0	0	0	1	0	1	2		Burge (L)	1.0	2	0	0	0	1	4	4	
Farina (R)	4.1	4	0	0	0	6	16	17		Chambers (R)	1.0	2	1	1	1	0	4	5	
										Fairel (L)	2.0	1	0	0	2	3	7	9	
										Tucker (R)	0.1	2	3	3	2	0	3	5	
										Hyde (R)	0.2	0	0	0	1	0	2	3	
Totals	9.0	12	6	5	4	9	35	41		Totals	9.0	11	7	7	9	10	34	44	

Win - Farina (4-2). Loss - Tucker (0-1).

Umpires: HP - David Pritchett, 1B - Tony Gisondi, 3B - Scott Erby
Start - 1:07 PM. Finish - 4:13 PM. Time - 3:06. Attendance - 4,846

Game 50 • Florida State 11, Clemson 1

May 11, 2007 • Dick Howser Stadium • Tallahassee, FL

In game-one on May 11, **Tony Thomas, Jr.** reached base in all five plate appearances to lead #2 Florida State to an 11-1 win over #16 Clemson at Dick Howser Stadium. **Thomas** was 3-for-3 with two doubles, a walk, hit-by-pitch, and two steals, as the Seminoles totaled 15 hits and were 9-for-13 with runners in scoring position. A six-run seventh-inning blew the game open for the Seminoles.

Clemson 1 (32-18, 15-10 ACC)										Florida State 11 (43-7, 21-4 ACC)									
Player	AB	R	H	RBI	BB	SO	PO	A		Player	AB	R	H	RBI	BB	SO	PO	A	
Johnson, LF	5	0	3	0	0	0	1	0		T. Thomas, 2B	3	2	3	1	1	0	1	2	
Boyd, RF	4	0	2	0	0	0	1	0		Hallberg, SS	4	1	2	2	0	1	0	3	
Smith, 3B	4	0	0	0	0	3	2	3		Posey, C	3	1	0	0	2	1	7	1	
D'Alessio, 1B	4	1	1	1	0	3	9	0		B. Thomas, C	0	0	0	0	0	0	1	0	
Harbin, SS	4	0	0	0	0	0	3	3		Rye, RF	5	1	2	1	0	2	4	0	
Hogan, C	4	0	1	0	0	0	5	2		Guinn, DH	2	0	0	0	1	0	0	0	
Paulsen, DH	4	0	1	0	0	1	0	0		Oravetz, PH/DH	1	0	0	0	0	0	0	0	
Mitchell, CF	4	0	2	0	0	1	3	0		Richardson, PH/DH	1	1	1	0	0	0	0	0	
Burgess, 2B	3	0	0	0	0	1	0	1		Stidham, 3B	4	1	2	1	1	2	0	1	
Lee, PH	1	0	0	0	0	0	0	0		Anderson, LF	3	1	1	0	0	0	0	0	
										Danesh, LF	1	1	1	2	0	0	0	0	
										O'Connor, PH/LF	0	0	0	0	0	0	0	0	
										Gildea, CF	5	2	2	1	0	0	5	0	
										Reichert, 1B	4	0	1	1	0	0	7	1	
Totals	37	1	10	1	0	9	24	11		Totals	36	11	15	10	5	6	27	8	

Score By Innings

	R	H	E
Clemson	0	0	0
Florida State	0	2	0

E - Vaughn (2). **DP** - Clemson 1. **LOB** - Clemson 9, Florida State 9. **2B** - Mitchell (5), T. Thomas (2), Stidham (13), Gildea (8). **3B** - Danesh (1). **HR** - D'Alessio (12). **HBP** - T. Thomas. **SH** - Hallberg (14). **SB** - O'Connor (2). **CS** - T. Thomas (2) (26).

Clemson										Florida State									
Player	IP	H	R	ER	BB	SO	AB	BF		Player	IP	H	R	ER	BB	SO	AB	BF	
Moskos (L)	5.2	7	4	4	5	4	21	28		Henry (R)	8.0	8	1	1	0	8	32	32	
Vaughn (R)	1.0	5	6	3	0	1	9	9		Marshall (R)	1.0	2	0	0	0	1	5	5	
Zoltak (L)	0.2	3	1	1	0	1	5	5											
Sarratt (R)	0.2	0	0	0	0	0	1	2											
Totals	8.0	15	11	8	5	6	36	44		Totals	9.0	10	1	1	0	9	37	37	

Win - Henry (13-0). Loss - Moskos (3-4).



2007 Clemson Boxscores



Game 53 • Clemson 19, College of Charleston 7

May 15, 2007 • Doug Kingsmore Stadium • Clemson, SC

Behind 10 runs in the fourth inning, #14 Clemson beat College of Charleston 19-7 on May 15.

College of Charleston 7 (37-16)										Clemson 19 (35-18)									
Player	AB	R	H	RBI	BB	SO	PO	A		Player	AB	R	H	RBI	BB	SO	PO	A	
Cordisco, CF	5	1	2	2	0	0	1	0		Mitchell, CF	4	2	3	2	0	0	4	0	
Harrington, LF	5	0	0	0	0	1	2	0		Lee, LF	2	1	1	0	0	0	0	0	
Campbell, 2B	5	1	2	1	0	0	1	4		Boyd, RF	3	3	0	1	1	0	0	0	
Maiden, 1B	4	1	2	0	0	0	7	0		Munroe, PH	1	0	0	0	0	0	0	0	
Lasater, 3B	5	0	1	1	0	4	1	2		Clyne, P	0	0	0	0	0	0	0	0	
Garabedian, C	2	2	0	0	2	0	5	0		Smith, 3B	4	3	3	3	1	1	0	3	
Esquith, C	1	0	0	0	0	0	1	0		D'Alessio, 1B	4	2	0	0	2	1	10	1	
Bergman, DH	2	1	1	0	0	0	0	0		Harbin, SS	4	1	3	6	0	1	1	2	
Kohn, PH/DH	2	1	2	2	0	0	0	0		Hogan, C	3	1	1	3	0	0	4	0	
Marchant, RF	4	0	0	1	0	1	1	0		Burg, PH/CF	1	0	1	1	0	0	2	0	
McCord, RF	0	0	0	0	0	0	0	0		Paulsen, DH	3	1	1	0	1	0	0	0	
Kleinknecht, SS	1	0	0	0	1	0	5	2		Ward, PH/DH	0	0	0	0	1	0	1	0	
Trask, PH/SS	1	0	0	0	0	0	0	0		Johnson, LF/CF	4	2	0	0	1	0	1	0	
										Burgess, 2B	4	2	2	3	0	2	3	1	
										Bunnell, 2B	0	1	0	0	1	0	0	1	
Totals	37	7	10	7	3	6	24	9		Totals	37	19	15	19	8	5	27	9	

Score By Innings

	C	O	F	C	C	C	C	C	C	R	H	E
College of Charleston	0	3	1	0	1	1	1	0	0	7	10	2
Clemson	2	0	2	(10)	0	0	3	2		19	15	3

E - Maiden (3), Bunton (5), Harbin (14), Hogan (5), Burgess (5). DP - College of Charleston 1, Clemson 2. LOB - College of Charleston 8, Clemson 6. 2B - Smith (13), Harbin (18), Burg (3). 3B - Kohn (2). HR - Campbell (8), Kohn (9), Mitchell (2), Smith (11), Hogan (10), Burgess (1). HBP - Maiden, Boyd, Smith. SF - Harbin (3), Burg (2). SB - Boyd (1). Reached on CI - Kleinknecht.

Charleston									Clemson								
	IP	H	R	ER	BB	SO	AB	BF		IP	H	R	ER	BB	SO	AB	BF
Bunton (L)	3.2	8	9	5	2	3	19	23	Zocchi (R)	5.0	7	5	4	1	2	22	24
Dowling (R)	0.1	3	5	2	0	4	6		Hinson (L)	1.0	2	1	1	1	2	5	6
Braden (R)	2.1	2	2	2	1	2	8	10	Zoltak (L)	1.0	1	1	1	1	1	4	5
Jeroszko (R)	1.2	2	3	3	3	0	6	10	Bond (L)	1.0	0	0	0	0	0	3	3
									Clyne (R)	1.0	0	0	0	0	1	3	4
Totals	8.0	15	19	10	8	5	37	49	Totals	9.0	10	7	6	3	6	37	42

Win - Zocchi (4-2). Loss - Bunton (4-1).

Umpires: HP - Steve Manders, 1B - David Savage, 3B - Danny Everett

Start - 7:18 PM. Finish - 10:14 PM. Time - 2:56. Attendance - 5,108

Game 55 • N.C. State 6, Clemson 5

May 18, 2007 • Doak Field • Raleigh, NC

In game-two on May 18, Dallas Pouk's walkoff home run lifted N.C. State to a 6-5 win over #14 Clemson at Doak Field. Taylor Harbin tied the score with a two-run homer in the sixth inning, then J.D. Burgess' RBI single in the seventh inning gave the Tigers a 5-4 lead. But Tommy Foschi hit a leadoff homer in the seventh inning, then Pouk hit the first pitch of the bottom of the ninth inning off and over the fence in right-center for his first career home run and a Wolfpack victory. Harbin had a game-high three RBIs to lead the Tigers.

Clemson 5 (35-20, 17-12 ACC)										N.C. State 6 (36-18, 16-13 ACC)									
Player	AB	R	H	RBI	BB	SO	PO	A		Player	AB	R	H	RBI	BB	SO	PO	A	
Mitchell, CF	4	0	0	0	0	2	0	0		Pouk, 2B	4	1	2	1	1	0	0	4	
Boyd, RF	4	1	1	0	0	1	0	0		Florio, 3B	1	0	0	0	0	0	0	1	
Smith, 3B	4	1	1	0	0	1	0	1		Payne, 3B	1	0	0	0	1	0	2	1	
D'Alessio, 1B	3	1	1	0	0	2	9	5		Pond, RF	2	2	1	0	1	1	0	0	
Harbin, SS	4	1	1	3	0	1	1	4		Roskopf, DH	3	1	1	2	0	0	0	0	
Hogan, C	3	0	1	0	1	1	7	1		Gutierrez, PH/DH	1	0	0	0	0	1	0	0	
Paulsen, DH	4	0	0	0	0	1	0	0		Mangum, C	3	0	0	0	1	1	11	0	
Johnson, LF	4	1	2	0	0	1	0	0		Synan, LF	4	1	1	0	0	2	0	0	
Burgess, 2B	3	0	1	1	0	1	3	2		Jones, CF	4	0	2	0	0	1	3	0	
										Ferguson, 1B	3	0	1	1	1	0	10	0	
										Foschi, SS	3	1	1	1	1	1	1	3	
Totals	33	5	8	4	1	11	24	16		Totals	29	6	9	5	6	7	27	11	

Score By Innings

	C	O	F	C	C	C	C	C	C	R	H	E
Clemson	0	0	0	2	0	2	1	0	0	5	8	0
N.C. State	0	0	0	3	1	0	1	0	1	6	9	0

DP - Clemson 1. LOB - Clemson 4, N.C. State 7. 2B - Johnson (7), Pond (11). HR - Harbin (9), Pouk (1), Roskopf (11), Foschi (3). SH - D'Alessio (2), Burgess (9), Florio (2), Pond (3). SB - Smith (4), Hogan (7). CS - Jones (6).

Clemson										N.C. State									
Player	IP	H	R	ER	BB	SO	AB	BF		Player	IP	H	R	ER	BB	SO	AB	BF	
Kopp (R)	6.0	6	4	4	3	3	22	26		Surkamp (L)	6.0	6	4	4	1	9	22	25	
Farina (R)	2.0	3	2	2	3	4	7	11		Taylor (L)	1.1	2	1	1	0	1	6	6	
										Rutter (R)	0.2	0	0	0	0	0	2	2	
										Kensmoor (L)	0.2	0	0	0	0	1	2	2	
										Brown (R)	0.1	0	0	0	0	0	1	1	
Totals	8.0	9	6	6	6	7	29	37		Totals	9.0	8	5	5	1	11	33	36	

Win - Brown (2-1). Loss - Farina (4-3).

Umpires: HP - Richie Tallent, 1B - Gerald Trexler, 3B - Bruce Ravan

Start - 7:02 PM. Finish - 9:36 PM. Time - 2:34. Attendance - 1,918

Game 54 • N.C. State 11, Clemson 4

May 17, 2007 • Doak Field • Raleigh, NC

In game-one on May 17, N.C. State used 14 hits and 11 walks to defeat #14 Clemson 11-4 at Doak Field. Six Tiger pitchers combined to walk 11 batters, while N.C. State scored in five different innings.

Clemson 4 (35-19, 17-11 ACC)										N.C. State 11 (35-18, 15-13 ACC)									
Player	AB	R	H	RBI	BB	SO	PO	A		Player	AB	R	H	RBI	BB	SO	PO	A	
Mitchell, CF	5	0	0	0	0	1	4	0		Pouk, 2B	5	0	1	0	1	1	2	1	
Boyd, RF	5	0	1	2	0	1	1	0		Mangum, C	4	0	2	4	2	0	7	1	
Smith, 3B	3	0	1	0	1	1	0	1		Jones, CF	5	0	2	1	1	2	2	0	
D'Alessio, 1B	3	1	1	0	1	2	9	1		Pond, RF	2	1	0	0	3	0	0	0	
Harbin, SS	3	1	1	0	1	0	2	2		Howard, 1B	2	0	0	0	0	0	6	0	
Hogan, C	4	0	1	1	0	1	6	1		Ferguson, PH/1B	3	2	1	0	0	1	6	0	
Paulsen, DH	2	0	0	0	0	0	0	0		Synan, DH	2	2	1	0	2	1	0	0	
Burg, PH/DH	2	0	0	0	0	0	0	0		Corona, PH	0	0	0	0	1	0	0	0	
Johnson, LF	4	1	2	1	0	0	0	0		Moore, PR/LF	0	1	0	0	0	0	0	0	
Burgess, 2B	3	1	1	0	0	1	1	2		Payne, LF	3	1	2	2	0	0	2	0	
Lee, PH	1	0	0	0	0	1	0	0		Gutierrez, PH	1	1	1	1	0	0	0	0	
										McConnell, P	0	0	0	0	0	0	0	1	
										Foschi, SS	4	2	3	2	0	0	1	4	
										Martin, 3B	3	0	1	0	0	1	1	2	
										Florio, PH/3B	0	1	0	0	1	0	0	0	
Totals	35	4	8	4	3	8	24	9		Totals	34	11	14	10	11	6	27	10	

Score By Innings

	C	O	F	C	C	C	C	C	C	R	H	E
Clemson	0	1	0	0	0	0	2	1	0	4	8	0
N.C. State	0	0	1	2	2	0	1	5		11	14	0

DP - Clemson 1. LOB - Clemson 7, N.C. State 13. 2B - Pouk (7), Mangum (12), Payne (1). SH - Payne (3), Foschi (6), Martin (9). SB - Pouk (4), Jones (5).

Clemson									N.C. State								
	IP	H	R	ER	BB	SO	AB	BF		IP	H	R	ER	BB	SO	AB	BF
Moskos (L)	4.0	6	4	4	4	2	15	21	Shunick (R)	5.0	2	1	0	3	4	17	20
Vaughn (R)	1.2	4	1	1	1	1	9	10	Gilheeneey (L)	2.0	5	3	3	0	2	11	11
Martin (L)	0.2	0	1	1	1	1	1	3	McConnell (R)	2.0	1	0	0	0	2	7	7
Sarratt (R)	0.1	1	0	0	0	0	2	2									
Zoltak (L)	0.2	0	2	2	4	0	2	6									
Clyne (R)	0.2	3	3	3	1	2	5	6									
Totals	8.0	14	11	11	11	6	34	48	Totals	9.0	8	4	3	3	8	35	38



2007 Clemson Boxscores



Game 57 • Clemson 5, Miami (FL) 4 (13 Innings)

May 23, 2007 • Baseball Grounds of Jacksonville • Jacksonville, FL

In the Tigers' first game of the ACC Tournament on May 23, **Alex Lee** scored **Addison Johnson** on a suicide squeeze bunt with one out in the 13th inning to lift #15 Clemson to a 5-4 victory over #25 Miami (FL). The Hurricanes scored a run in the top of the 13th, but the Tigers tied the score on **J.D. Burgess'** run-scoring single in the bottom of the 13th before the walkoff squeeze bunt by **Lee**. **Alan Farina** picked up the win in relief, as he allowed just one hit and one unearned run with six strikeouts in 3.2 innings pitched.

Miami 4 (35-21)										Clemson 5 (37-20)									
Player	AB	R	H	RBI	BB	SO	PO	A		Player	AB	R	H	RBI	BB	SO	PO	A	
Tekotte, CF	5	1	1	0	0	1	3	0		Chalk, DH	4	0	1	1	2	1	0	0	
Tomas, 3B	6	2	2	1	0	1	0	3		Boyd, RF	3	0	0	0	0	1	3	0	
Alonso, 1B	4	0	2	1	1	16	0			Burg, PH	1	0	1	0	0	0	0	0	
Weeks, 2B	6	0	2	2	0	0	6	9		Lee, PR/RF	2	1	1	1	0	0	1	0	
Raben, RF/P	5	0	0	0	1	1	2	0		Smith, 3B	5	0	2	1	1	2	3	4	
Sobolewski, LF	6	0	2	0	0	2	0			D'Alessio, 1B	2	0	2	0	0	0	11	0	
Menendez, DH	5	0	0	0	0	3	0	0		Paulsen, PH/1B	2	0	0	0	1	0	3	0	
Freitas, RF	0	0	0	0	0	0	0	0		Harbin, SS	6	0	1	0	0	1	0	3	
O'Brien, C	5	0	1	0	0	2	8	1		Hogan, C	6	1	1	0	0	3	12	0	
Jackson, SS	5	1	1	0	0	1	2	3		Mitchell, CF	6	1	1	0	0	0	2	0	
										Johnson, LF	4	1	0	0	2	0	2	0	
										Burgess, 2B	3	1	2	1	2	0	1	5	
Totals	47	4	11	4	2	12	37	19		Totals	44	5	12	4	8	8	39	13	

Score By Innings

	R	H	E
Miami	0	0	2
Clemson	0	0	0

E - Weeks (5), Jackson (13). DP - Miami 3, Clemson 1. LOB - Miami 8, Clemson 14. 2B - Tekotte (17), Tomas (15), Alonso (12), Chalk (9). HBP - D'Alessio. SH - Tekotte (5), Chalk (3), Lee (3), Burgess (10). SF - Alonso (7). SB - Raben (3), Sobolewski (2), Hogan (8).

Miami									Clemson								
	IP	H	R	ER	BB	SO	AB	BF		IP	H	R	ER	BB	SO	AB	BF
Maine (L)	6.2	8	3	2	2	4	27	31	Moskos (L)	7.2	8	3	3	1	2	30	32
D. Gutierrez (R)	1.1	1	0	0	0	1	5	5	Clyne (R)	1.2	2	0	0	0	0	4	7
Gil (R)	3.0	0	0	0	0	3	2	6	11	Farina (R)	3.2	1	1	0	1	6	10
Housey (R)	1.1	2	2	2	3	1	5	8									
Raben (L)	0.0	1	0	0	0	0	1	1									
Totals	12.1	12	5	4	8	8	44	56	Totals	13.0	11	4	3	2	12	47	51

Win - Farina (5-3). Loss - Housey (0-3).

Umpires: HP - Mickey Fuqua, 1B - Jack Cox, 2B - Scott Graham, 3B - Scott Erby
Start - 5:20 PM. Finish - 9:17 PM. Time - 3:57. Attendance - 10,606

Game 59 • Clemson 5, Florida State 1

May 26, 2007 • Baseball Grounds of Jacksonville • Jacksonville, FL

In the Tigers' third game of the ACC Tournament on May 26, junior righthander **David Kopp** pitched a complete game to lead #15 Clemson to a 5-1 win over #3 Florida State. The Margate, FL native pitched his first career complete game, allowing six hits, one unearned run, and no walks with seven strikeouts to earn All-ACC Tournament honors. The Seminoles scored their lone run in the ninth inning thanks to a throwing error by **Kopp**. The Tigers also handed **Bryan Henry** his first loss in 15 decisions in 2007. Four of Clemson's five runs came with two outs, including **Addison Johnson's** two-out, run-scoring single in the second inning that put the Tigers ahead for good. **Taylor Harbin** was 2-for-4 with two runs scored, while **Brad Chalk** added a triple and two RBIs.

Florida State 1 (47-11)										Clemson 5 (38-21)									
Player	AB	R	H	RBI	BB	SO	PO	A		Player	AB	R	H	RBI	BB	SO	PO	A	
T. Thomas, 2B	4	0	2	0	0	0	5	1		Chalk, CF	3	0	1	2	1	0	3	0	
Hallberg, SS	4	0	0	0	0	1	2	1		Boyd, RF	5	0	0	0	0	3	1	0	
Possey, C	4	0	0	0	0	0	7	2		Smith, 3B	4	0	2	1	0	0	1	1	
Richardson, PR	0	1	0	0	0	0	0	0		D'Alessio, 1B	3	0	0	0	1	2	11	0	
Rye, RF	4	0	3	1	0	0	0	0		Harbin, SS	4	2	2	0	0	0	0	3	
Danesh, LF	4	0	0	0	0	1	1	0		Hogan, C	4	1	1	1	0	0	8	0	
Stidham, 3B	4	0	0	0	0	2	2	5		Paulsen, DH	2	0	0	0	1	1	0	0	
Gildea, CF	3	0	1	0	0	0	0	0		Lee, PR/DH	0	1	0	0	1	0	0	0	
Oravetz, DH	3	0	0	0	0	2	0	0		Johnson, LF	3	0	2	1	0	0	1	0	
Reichert, 1B	2	0	0	0	0	1	5	0		Burgess, 2B	4	1	2	0	0	2	1	5	
Guinn, PH/1B	1	0	0	0	0	0	2	0											
Totals	33	1	6	1	0	7	24	9		Totals	32	5	10	5	4	8	27	11	

Score By Innings

	R	H	E
Florida State	0	0	0
Clemson	0	1	0

E - Hallberg (7), Kopp (3). DP - Clemson 1. LOB - Florida State 5, Clemson 9. 2B - Rye (2), Harbin (19), Burgess (2). 3B - Chalk (1). SH - Chalk (4), Johnson (6). SB - T. Thomas (30), Gildea (8). CS - Smith (4).

Florida State										Clemson									
Player	IP	H	R	ER	BB	SO	AB	BF		Player	IP	H	R	ER	BB	SO	AB	BF	
Henry (R)	5.1	9	4	2	1	5	24	26		Kopp (R)	9.0	6	1	0	0	7	33	33	
Marshall (R)	1.2	0	0	0	2	1	5	7											
Rosen (R)	1.0	1	1	1	1	2	3	5											
Totals	8.0	10	5	3	4	8	32	38		Totals	9.0	6	1	0	0	7	33	33	

Win - Kopp (6-2). Loss - Henry (14-1).

Umpires: HP - Mark Chapman, 1B - Jack Cox, 2B - Scott Graham, 3B - Mickey Fuqua
Start - 5:11 PM. Finish - 7:28 PM. Time - 2:17. Attendance - 14,970

Game 58 • Wake Forest 3, Clemson 2

May 25, 2007 • Baseball Grounds of Jacksonville • Jacksonville, FL

In Clemson's second game of the ACC Tournament on May 25, **Brett Linnenkohl** hit a walkoff single in the ninth inning to lift Wake Forest to a 3-2 win over #15 Clemson. Clemson built a 2-0 lead with single runs in the fourth and fifth innings, including a run-scoring double by **Doug Hogan** in the fourth and a sacrifice fly by **Wilson Boyd** in the fifth. But the Demon Deacons scored single runs in the seventh, eighth, and ninth innings. Wake Forest loaded the bases in the ninth inning thanks in part to two Tiger errors, including a throwing error to third base by **Stephen Clyne** on a bunt back to the mound, then **Linnenkohl** grounded a single up the middle with no outs to plate the winning run. Clemson totaled just six hits and was only 1-for-11 with runners in scoring position. Tiger starter **Ryan Hinson** pitched 6.1 innings, allowing just four hits and one run.

Clemson 2 (37-21)										Wake Forest 3 (32-26)									
Player	AB	R	H	RBI	BB	SO	PO	A		Player	AB	R	H	RBI	BB	SO	PO	A	
Chalk, DH	5	0	0	0	0	0	0	0		Terry, CF	3	0	1	0	0	0	3	0	
Boyd, RF	3	0	0	1	0	0	1	0		Hood, SS	5	1	2	0	0	0	1	2	
Smith, 3B	4	0	2	0	0	0	0	0		Dykstra, 1B	2	0	0	1	2	0	14	0	
D'Alessio, 1B	3	1	1	0	1	0	9	1		Fox, RF	4	0	0	0	1	1	2	0	
Harbin, SS	3	0	0	0	0	0	3	4		Linnenkohl, LF	3	1	1	1	1	1	3	0	
Hogan, C	3	0	1	1	1	1	2	0		Goff, 2B	3	0	0	0	0	0	0	5	
Lee, LF	3	0	1	0	1	1	1	0		Smith, 3B	4	0	1	1	0	0	1	4	
Johnson, CF	4	0	1	0	0	1	2	1		Woodall, DH	4	1	2	0	0	0	0	0	
Burgess, 2B	3	1	0	0	1	0	6	2		Jones, C	1	0	0	0	2	0	3	1	
Totals	31	2	6	2	4	3	24	12		Totals	29	3	7	3	6	2	27	13	

Score By Innings

	R	H	E
Clemson	0	0	0
Wake Forest	0	0	0

E - D'Alessio (5), Harbin (15), Clyne (1), Smith (2), DP - Clemson 2. LOB - Clemson 8, Wake Forest 14. 2B - Hogan (13). 3B - D'Alessio (2). HBP - Terry (2), Dykstra, Linnenkohl. SH - Harbin (6), Goff (4), Jones (2). SF - Boyd (1). SB - Smith (2), Lee (1). CS - Hogan (5).

Clemson										Wake Forest									
Player	IP	H	R	ER	BB	SO	AB	BF		Player	IP	H	R	ER	BB	SO	AB	BF	
Hinson (L)	6.1	4	1	1	3	1	21	28		Kiedzik (R)	7.1	6	2	2	3	2	25	30	
Vaughn (R)	0.2	0	0	0	1	1	2	3		Niesen (L)	1.2	0	0	0	1	1	6	7	
Martin (L)	0.1	0	1	1	0	0	0	2											
Clyne (R)	0.2	3	1	0	2	0	6	8											
Totals	8.0	7	3	2	6	2	29	41		Totals	9.0	6	2	2	4	3	31	37	

Win - Niesen (6-5). Loss - Clyne (5-2).

Umpires: HP - Scott Graham, 1B - Mark Chapman, 2B - Mickey Fuqua, 3B - Jack Cox
Start - 4:07 PM. Finish - 6:33 PM. Time - 2:26. Attendance - 13,546

Game 60 • Clemson 3, Saint John's 2

June 1, 2007 • Coastal Federal Field • Myrtle Beach, SC

In the first game of the Myrtle Beach Regional on June 1, **Brad Chalk's** two-out, run-scoring single in the ninth inning capped #13 Clemson's 3-2 come-from-behind win over Saint John's. **Chris Joachim** hit a solo home run in the fifth inning to put the first run on the scoreboard. Clemson tied the score in the eighth inning on **Chalk's** infield single, but the Red Storm's two-out rally in the top of the ninth put the Tigers behind a run again. **Doug Hogan** hit a one-out triple in the bottom of the ninth, then scored on a wild pitch on ball #4 to **Wilson Boyd**. After **Addison Johnson's** single, **Chalk** hit a single through the left side, as **Boyd** just beat the throw home to give Clemson the walkoff victory. **Chalk** and **Johnson** each had three hits, as they were two of only four Tigers to have at least one hit in the game. **Chalk** also had both of Clemson's RBIs. **Daniel Moskos** pitched 8.0 strong innings, allowing only one run on seven hits. He also retired the last 12 batters he faced. **Alan Farina** picked up the win in relief despite allowing the go-ahead run in the ninth inning on an infield single.

Saint John's 2									Clemson 3								
(40-18)									(39-21)								
Player	AB	R	H	RBI	BB	SO	PO	A	Player	AB	R	H	RBI	BB	SO	PO	A
Kemp, LF	5	0	1	1	0	0	2	0	Chalk, CF	5	0	3	2	0	1	1	0
Joachim, DH	5	1	1	1	0	0	0	0	Mitchell, RF	4	0	0	0	0	1	3	0
DeLuca, 2B	4	0	1	0	0	1	0	1	Smith, 3B	3	0	0	0	1	2	2	1
Zayas, 3B	4	0	1	0	0	2	1	1	D'Alessio, 1B	4	0	0	0	0	1	12	0
Smith, RF	4	0	1	0	0	0	2	0	Harbin, SS	4	0	1	0	0	0	1	6
Annisinos, CF	4	0	0	0	0	2	2	0	Hogan, C	4	1	2	0	0	1	6	0
Monaghan, C	4	0	2	0	0	1	9	1	Burg, DH	3	0	0	0	0	1	0	0
Mahoney, 1B	3	1	0	0	1	0	9	0	Boyd, PH	0	1	0	0	1	0	0	0
Grantham, SS	3	0	2	0	1	0	0	2	Johnson, LF	4	1	3	0	0	0	2	0
									Burgess, 2B	2	0	0	0	0	1	0	6
Totals	36	2	9	2	2	6	26	8	Totals	33	3	9	2	2	8	27	13





#33 William Bond

LHP • R-L • 5-10 • 180 • *So. • SQ

Lawrenceville, GA • Greater Atlanta Christian School

Situational lefthander who was used out of the bullpen...has played in the program for three years, but has been hampered by injury.

2007: Had a 2.25 ERA in five relief appearances (4.0 innings pitched)...allowed seven hits (all singles), three runs (one earned), and two walks with four strikeouts...had a .200 opponents' batting average with two outs...held opponents to 0-for-3 with runners in scoring position and two outs...did not allow an earned run with four strikeouts in 3.2 innings pitched in non-ACC regular-season games...did not allow an earned run with three strikeouts in 1.2 innings pitched over two relief appearances against NCAA Tournament teams...pitched a scoreless inning in relief with a strikeout against Gardner-Webb on Mar. 27; it was his first career appearance...pitched a perfect inning in relief against College of Charleston on May 15.

2006: Missed the season due to an arm injury.

2005: Red-shirted...played for Keene in the NECBL in the summer, where he was 0-0 with an 0.93 ERA in 9.2 innings pitched (four relief appearances).

BEFORE CLEMSON: Lettered four times in baseball at Greater Atlanta Christian School, where he was coached by Cliff Shelton...threw a school-record four no-hitters and five one-hitters...member of the state runnerup team as a junior...from the same high school that sent former punter Cole Chason (2003-06) to Clemson.

PERSONAL: Two-time member of the ACC Academic Honor Roll...majoring in marketing...born William Alan Bond on Dec. 12, 1985 in Columbia, SC.

Bond's Overall Stats

Year	ERA	W-L	G-GS	CG	SHO	SV	IP	H	R	ER	BB	SO
2007	2.25	0-0	5-0	0	0	0	4.0	7	3	1	2	4

Bond's ACC Regular-Season Stats

Year	ERA	W-L	G-GS	CG	SHO	SV	IP	H	R	ER	BB	SO
2007	27.00	0-0	1-0	0	0	0	0.1	2	1	1	1	0



#12 Wilson Boyd

OF • L-L • 5-9 • 175 • *Fr. • RS

Hickory, NC • Hickory High School

Has good "pop"...one of the steadiest Tigers at the plate.

2007: Hit .285 with 39 runs scored, seven doubles, three triples, two homers, and 30 RBIs in 62 games (45 starts, including 39 in right field, four in left field, and two as the DH)...started 23 of the last 25 games after starting 22 of the first 39 games...his averaged dipped to .196 after the team's first 22 games, but hit .317 in his last 41 games...#2 batter in the lineup during the second half of the season; he started there a team-high 29 times...had two outfield assists...hit .339 with a .438 on-base percentage in non-ACC regular-season games...reached 41.2 percent of the time as the leadoff batter of an inning...hit .316 with two outs...hit .343 with runners on base and two outs...hit .318 in 17 games off the bench...hit .321 on opponents' home fields...hit .338 in night games...hit a combined .353 in spots #5-#9 in the batting order...was 3-for-8 (.375) with a triple and nine RBIs with the bases loaded...had 13 multi-hit games...had a 10-game hitting streak in April...hit a team-best .403 in April...received the Bob Bradley Award for being the MVP of the four-game series against South Carolina; he was 5-for-14 (.357) with four RBIs in four starts...scored a run in each of the five NCAA Tournament games...went 2-for-4 with two runs scored and an RBI in his first career game against George Mason on Feb. 16...went 2-for-2 with two walks and an RBI against High Point on Feb. 21...had a key two-run single against Duke on Mar. 18...came off the bench and went 2-for-2 with an RBI against Gardner-Webb on Mar. 27...came off the bench and went 2-for-3 with two runs scored, a team-season-high two triples, and three RBIs against Georgia on Apr. 4; the second triple came in the ninth inning with the Tigers down a run, as he later scored the tying run in Clemson's win...came off the bench and hit a two-run single at Virginia Tech on Apr. 7...went 3-for-4 at Wake Forest on Apr. 13; he was 5-for-9 in the series...went 3-for-5 against Elon on Apr. 24...went 2-for-4 with a triple,

two runs scored, and four RBIs against #5 South Carolina on Apr. 25...hit a two-out, run-scoring single in the 10th inning to keep the Tigers alive, as Clemson went on to win 3-2 in 11 innings against #19 Georgia Tech on Apr. 27...hit two doubles with two RBIs against #19 Georgia Tech on Apr. 28...hit his first career home run at #2 Florida State on May 12...scored three runs and stole a base against College of Charleston on May 15...went 2-for-5 with a homer at N.C. State on May 19...went 3-for-5 with a double and three runs scored at #10 Coastal Carolina in the Myrtle Beach Regional on Jun. 3; he was 4-for-10 (.400) with two doubles and five runs scored in the regional.

2006: Red-shirted...played for Thomasville in the Coastal Plain League in the summer, where he hit a team-best .324 with four homers, 31 RBIs, 37 runs scored, 24 walks, and seven stolen bases against only 17 strikeouts in 48 games (46 starts); he helped lead the team to the league title by going 8-for-21 (.381) in the Pettit Cup Tournament.

BEFORE CLEMSON: Louisville Slugger All-American as a senior at Hickory High School...all-state selection as a junior and senior...all-region pick as a sophomore, junior, and senior...earned all-conference honors as a freshman, sophomore, junior, and senior...played in the North Carolina-South Carolina All-Star game...MVP of the Senior Games as a senior...conference player-of-the-year as a senior...had a career batting average of .438...lettered four times in baseball and once in football at Hickory High, where he was coached by David Craft.

PERSONAL: Majoring in pre-business...born Wilson Andrew Boyd on Dec. 28, 1986 in Charlotte, NC.

Boyd's Overall Stats

Year	AVG	G-GS	AB	R	H	2B	3B	HR	RBI	TB	BB	HBP	SF	OB%	SB
2007	.285	62-45	193	39	55	7	3	2	30	74	17	1	1	.344	1-6

Boyd's ACC Regular-Season Stats

Year	AVG	G-GS	AB	R	H	2B	3B	HR	RBI	TB	BB	HBP	SF	OB%	SB
2007	.280	29-22	100	17	28	4	0	2	14	38	6	0	0	.321	0-1

Boyd's ACC Tournament Stats

Year	AVG	G-GS	AB	R	H	2B	3B	HR	RBI	TB	BB	HBP	SF	OB%	SB
2007	.000	3-3	11	0	0	0	0	0	1	0	0	0	1	.000	0-0

Boyd's NCAA Tournament Stats

Year	AVG	G-GS	AB	R	H	2B	3B	HR	RBI	TB	BB	HBP	SF	OB%	SB
2007	.300	5-4	20	7	6	2	0	0	2	8	1	0	0	.333	0-0



#3 David Bunnell

INF • R-R • 6-0 • 185 • Gr. • HS

Charlotte, NC • Independence High School

Infielder who walked-on to the Tiger program in the fall of 2006...was a regular student for his first three years at Clemson before being invited to join the team as a senior; he actually tried-out for the team as a walk-on prior to the 2005 season but was cut...played on Clemson's Club team in 2005, then did not play any organized baseball in 2006.

2007: Hit .234 with three doubles and six RBIs in 29 games (14 starts, all at second base)...battled for the starting job at second base with J.D. Burgess, but was his backup during most of the second half of the season...had a .940 fielding percentage, committing just four errors in 67 chances...was 3-for-9 (.333) off the bench...hit .323 with a .432 on-base percentage at home...hit .333 in day games...started 10 games in a row in March...hit a pinch-hit double in his first career plate appearance against George Mason on Feb. 16...went 1-for-2 with two walks in his first career start against Memphis on Mar. 9...came off the bench and hit a two-run double against Gardner-Webb on Mar. 27...hit a run-scoring single off the bench against #19 Georgia Tech on Apr. 29.

BEFORE CLEMSON: All-conference selection and team captain as a junior and senior at Independence High School...team defensive MVP as a junior...batted .374 as a junior and .352 as a senior...lettered three times in baseball at Independence High, where he was coached by Mark Mennitt

PERSONAL: Graduated in May, 2007 with a marketing degree...pronounced buh-NEHL...born David Minson Bunnell on Sept. 24, 1984 in Charlotte, NC.



Bunnell's Overall Stats

Year	AVG	G-GS	AB	R	H	2B	3B	HR	RBI	TB	BB	HBP	SF	OB%	SB
2007	.234	29-14	47	7	11	3	0	0	6	14	4	4	0	.345	0-0

Bunnell's ACC Regular-Season Stats

Year	AVG	G-GS	AB	R	H	2B	3B	HR	RBI	TB	BB	HBP	SF	OB%	SB
2007	.240	15-8	25	3	6	1	0	0	3	7	0	4	0	.345	0-0

Bunnell's NCAA Tournament Stats

Year	AVG	G-GS	AB	R	H	2B	3B	HR	RBI	TB	BB	HBP	SF	OB%	SB
2007	----	1-0	0	0	0	0	0	0	0	0	0	0	0	----	0-0

Burg's Overall Stats

Year	AVG	G-GS	AB	R	H	2B	3B	HR	RBI	TB	BB	HBP	SF	OB%	SB
2006	.219	25-2	32	5	7	3	0	1	8	13	2	1	0	.286	1-1
2007	.196	47-24	97	12	19	3	0	0	9	22	15	5	2	.328	1-1
Total	.202	72-26	129	17	26	6	0	1	17	35	17	6	2	.318	2-2

Burg's ACC Regular-Season Stats

Year	AVG	G-GS	AB	R	H	2B	3B	HR	RBI	TB	BB	HBP	SF	OB%	SB
2006	.222	12-0	18	3	4	1	0	1	6	8	1	0	0	.263	0-0
2007	.244	20-10	41	4	10	1	0	0	2	11	3	2	0	.326	0-0
Total	.237	32-10	59	7	14	2	0	1	8	19	4	2	0	.308	0-0

Burg's ACC Tournament Stats

Year	AVG	G-GS	AB	R	H	2B	3B	HR	RBI	TB	BB	HBP	SF	OB%	SB
2006	----	2-0	0	0	0	0	0	0	0	0	0	0	0	----	0-0
2007	1.000	1-0	1	0	1	0	0	0	0	1	0	0	0	1.000	0-0
Total	1.000	3-0	1	0	1	0	0	0	0	1	0	0	0	1.000	0-0

Burg's NCAA Tournament Stats

Year	AVG	G-GS	AB	R	H	2B	3B	HR	RBI	TB	BB	HBP	SF	OB%	SB
2006	.000	1-0	1	0	0	0	0	0	0	0	0	0	0	.000	0-0
2007	.200	3-1	5	0	1	0	0	0	0	1	0	0	0	.200	0-0
Total	.167	4-1	6	0	1	0	0	0	0	1	0	0	0	.167	0-0



#13 Alex Burg

C/OF • R-R • 5-11 • 205 • So. • 1VL
Des Moines, WA • Mount Rainier High School

Has seen time at catcher and in the outfield...one of the top Tigers off the bench...a career .202 hitter in 129 at-bats and 72 games (26 starts).


2007: Hit .196 with three doubles and nine RBIs in 47 games (24 starts, including 11 as the DH, eight in right field, and five at catcher)...walked 15 times with five hit-by-pitches against only 20 strikeouts...hit

.244 in ACC regular-season games...had a .409 on-base percentage as the leadoff batter of an inning...was 6-for-18 (.333) as a pinch-hitter; no other Tiger had more than two hits as a pinch-hitter...was 3-for-9 (.333) in May...hit a team-best .429 (6-for-14) with a .526 on-base percentage in the seventh inning...went 2-for-4 with a two-run single in the ninth inning that tied the score at Maryland on Mar. 23...hit a two-run single against Elon on Apr. 24...hit a double and sacrifice fly off the bench against College of Charleston on May 15...hit a pinch-hit single against #25 Miami (FL) in the ACC Tournament on May 23...hit a pinch-hit single at #10 Coastal Carolina in the Myrtle Beach Regional on Jun. 4.

2006: Hit .219 (7-for-32) with three doubles, a homer, and eight RBIs in 25 games (two starts, both as DH); Clemson won both games that he started...hit .333 with runners in scoring position and .294 with runners on base...had 11 putouts, including seven at catcher, two at first base, and two in the outfield, without an error...had his first career hit that scored a run and added an RBI double in the second game of a doubleheader against Mercer on Feb. 26; it was his first career start...hit a pinch-hit, two-run double against Maryland on Apr. 9...hit a pinch-hit double against Wofford on Apr. 26...hit a pinch-hit single against Virginia Tech on Apr. 29...came off the bench and had a single and an RBI in the second game of a doubleheader at Duke on May 8...came off the bench and went 1-for-2 with two runs scored and his first career homer, a three-run shot, against #22 Wake Forest on May 18...played for Keene in the NECBL in the summer, where he hit .203 with four homers and 10 RBIs in 23 games (22 starts).

BEFORE CLEMSON: State player-of-the-year and league MVP as a senior at Mount Rainier High School...first-team all-state as a senior...first-team all-league catcher and pitcher as a junior and senior...his team made the state playoffs four times...lettered three times in baseball at Mount Rainier High, where he was coached by Darren Rawie.

PERSONAL: Member of the ACC Academic Honor Roll in 2006-07...majoring in pre-business...born Alexander Musashi Burg on Aug. 9, 1987 in Seattle, WA.



#1 J.D. Burgess

INF • R-R • 5-11 • 165 • Fr. • HS
Pickens, SC • Pickens High School

Infielder from nearby Pickens (SC) High School...not spectacular but very steady in the field.

2007: Hit .236 with three doubles, a triple, homer, 16 RBIs, and a team-high 13 sacrifice bunts in 55 games (45 starts, including 44 at second base and one at shortstop)...the 13 sacrifice bunts were fourth-most in Clemson history...had a team-tying-high five

bunt singles...became the everyday starter at second base during the second half of the season; the regular second-baseman Taylor Harbin was moved to shortstop after shortstop Stan Widmann suffered a season-ending neck injury in late February...started the last 18 games and 26 of the last 27 games after starting 19 of the team's first 37 games...was 16-for-47 (.340) in the last 14 games...hit .304 in 20 games against top-25 ranked teams...hit .308 with a .500 on-base percentage in neutral-site games...did not ground into a double play...had a .969 fielding percentage, committing just seven errors in 224 chances...went 22 games in a row (95 chances) without committing an error from the end of March to the end of April...hit a pinch-hit single in his first career plate appearance against George Mason on Feb. 16...starting for an injured Taylor Harbin, he had three RBIs, the first three of his career, against Duke on Mar. 18...went 2-for-3 with a triple, RBI, and sacrifice bunt at Maryland on Mar. 25...won the Omaha Challenge, the team's offseason endurance and condition competition, among position players in the fall of 2006...went 2-for-2 against #19 Georgia Tech on Apr. 29...went 2-for-2 at #2 Florida State on May 12...went 2-for-4 with his first career homer, two runs scored, and three RBIs against College of Charleston on May 15...went 2-for-3 with two walks and the game-tying single with the Tigers trailing 4-3 in the 13th inning against #25 Miami (FL) in the ACC Tournament on May 23...went 2-for-4 with two doubles against #3 Florida State in the ACC Tournament on May 26; he was 4-for-10 (.400) with a .538 on-base percentage, two doubles, and three runs scored in the tournament...hit a double with two RBIs at #17 Mississippi State in the Starkville Super Regional on Jun. 9.

BEFORE CLEMSON: All-state selection as a senior at Pickens High School...#3 player in South Carolina by **Baseball America**...played on the 2005 Big League World Series Championship team...all-region as a sophomore and junior...hit .366 with six homers and 28 RBIs as a junior...a 2003 USSSA 15-and-under All-American...lettered six times in baseball and one time in football...coached by Stan Butler.

PERSONAL: His father John Burgess, Jr. played baseball at North Greenville...majoring in secondary education...born John David Burgess on Sept. 16, 1987 in Greenville, SC.



Burgess' Overall Stats

Year	AVG	G-GS	AB	R	H	2B	3B	HR	RBI	TB	BB	HBP	SF	OB%	SB
2007	.236	55-45	140	21	33	3	1	1	16	41	13	3	1	.312	1-2

Burgess' ACC Regular-Season Stats

Year	AVG	G-GS	AB	R	H	2B	3B	HR	RBI	TB	BB	HBP	SF	OB%	SB
2007	.250	27-23	68	7	17	0	1	0	10	19	5	1	1	.307	0-1

Burgess' ACC Tournament Stats

Year	AVG	G-GS	AB	R	H	2B	3B	HR	RBI	TB	BB	HBP	SF	OB%	SB
2007	.400	3-3	10	3	4	2	0	0	1	6	3	0	0	.538	0-0

Burgess' NCAA Tournament Stats

Year	AVG	G-GS	AB	R	H	2B	3B	HR	RBI	TB	BB	HBP	SF	OB%	SB
2007	.222	5-5	18	1	4	1	0	0	2	5	0	0	0	.222	0-0



#8 Brad Chalk

OF • L-L • 6-0 • 180 • Jr. • 2VL
Greer, SC • Riverside High School

Speedy player who showed good range along with a strong and accurate arm (11 career outfield assists) in centerfield...beat out many infield hits in his career as a prototypical "slap" hitter...had a .356 batting average and .469 on-base percentage in three seasons at Clemson (177 games and 167 starts)...had 107 walks and 23 hit-by-pitches against only 56

strikeouts...had 40 career sacrifice bunts, most in Clemson history, and 21 career bunt singles...had the two-highest, single-season sacrifice bunt totals in school history...had stolen 32 bases in 40 attempts in his career.

2007: Drafted in the second round (#87 overall pick) by the San Diego Padres and signed in June...Second-Team All-ACC selection...hit a team-best .366 with 26 runs scored, 10 doubles, two triples, 18 RBIs, 32 walks, a .483 on-base percentage, and nine steals in 45 starts, including 43 in centerfield and two as the DH...fifth in the ACC in on-base percentage...missed the last 15 games of the regular season and 19 in all due to a back injury...only struck out 16 times...hit a team-best .389 with a .542 on-base percentage in ACC regular-season games...hit a team-best .420 with a .523 on-base percentage in non-ACC regular-season games...hit a team-best .419 at home...hit .415 with runners in scoring position, .367 with runners on base, and .395 with two outs, all team-highs...hit a team-best .393 in day games...had 17 multi-hit games, including a team-best nine games of three hits or more...hit .433 in February and a team-best .414 in March...had a 50-game streak of reaching base via a hit, walk, or hit-by-pitch that included the last 27 games of 2006 and the first 23 games of 2007; he hit safely in 45 of the 50 games...had a 17-game hitting streak, which included the last 16 games of 2006 and the first game of 2007...had an 11-game hitting streak in March...one of 112 players on the Brooks Wallace Award Watch List...named to the Myrtle Beach Regional All-Tournament team after going 6-for-16 (.375) with four runs scored, a double, triple, and two RBIs in three games...**ESPN The Magazine** Second-Team Academic All-District III selection...went 3-for-6 with two RBIs against George Mason on Feb. 16...went 3-for-3 with two walks against Pacific on Feb. 23...went 3-for-3 with a double in the second game of a doubleheader against Pacific on Feb. 24; he went 8-for-12 in the series...went 3-for-4 with a double against #17 Coastal Carolina on Mar. 7...went 2-for-3 with two RBIs, reached base four times, and stole two bases against Memphis on Mar. 10...went 1-for-1 with a double, walk, two hit-by-pitches, and two steals against Memphis on Mar. 11; he went 5-for-7 with three walks, three hit-by-pitches, three RBIs, and four steals in the series...went 3-for-4 with a walk against Duke on Mar. 18...went 3-for-4 with a steal against Miami (FL) on Mar. 31...went 3-for-4 with a walk and double at Wake Forest on Apr. 13...was 2-for-2 with a hit-by-pitch at Wake Forest on Apr. 14; he was 5-for-6 and reached base in seven of his eight plate appearances in the series...after missing 15 straight games, he hit a run-scoring double against #25 Miami (FL) in the ACC Tournament on May 23...hit a triple and had two RBIs against #3 Florida State in the ACC Tournament on May 26...went 3-for-5 with two RBIs and a walkoff single in the ninth inning against Saint John's in the Myrtle Beach Regional on Jun. 1...went 3-for-6 with a double, triple, and two runs scored at #10 Coastal Carolina in the Myrtle Beach Regional on Jun. 4...preseason first-team All-American by **Baseball America**...preseason first-team All-ACC by **Baseball America** and **SEBaseball.com**...#8 prospect in the ACC for the 2007

draft by **Baseball America** in the preseason...#1 strikezone discipline and #1 baserunner in the ACC in the preseason by **Baseball America**.

2006: All-ACC Academic team member...received the Tiger Baseball Award, given for outstanding leadership on the team...honored at the College World Series' pre-tournament banquet for having the team's best GPA...hit .353 with 67 runs scored and 18 stolen bases in 19 attempts in 68 games (all starts in centerfield)...played all 68 games in the #2 spot in the batting order...had 10 two-out RBIs...had a .467 on-base percentage thanks to 41 walks and 11 hit-by-pitches against only 21 strikeouts...had a school-record 21 sacrifice bunts, besting the same record he set as a freshman in 2005 when he had 15...led the team in runs scored, walks, hit-by-pitches, on-base percentage, and sacrifice bunts...second in the nation in sacrifice bunts, behind only Ben Orloff of UC Irvine, who had 26...led the ACC in sacrifice bunts, tied for seventh in triples and tied for seventh in walks...had 10 bunt singles...hit a team-best .358 with a .456 on-base percentage and 11 steals in 11 attempts in 30 ACC regular-season starts...hit a team-best .371 at home...hit .406 with a .537 on-base percentage (both team-bests) in neutral-site games...hit a team-best .381 with a .504 on-base percentage with runners on base...reached base a team-high 47 percent of the time when leading off an inning...hit .415 with a team-best .544 on-base percentage in May...hit a team-best .408 with a .532 on-base percentage and four steals in the postseason...had 26 multi-hit games, second-most on the team...had a 10-game hitting streak from late April to mid May and ended the season on a 16-game hitting streak...hit safely in 26 of the last 27 games and reached base via a hit or walk in each of the last 27 games...named to the All-ACC Tournament team after going 9-for-19 (.474) with eight runs scored, two doubles, a triple, five RBIs, five walks, three hit-by-pitches, a .630 on-base percentage, and three stolen bases in five games; therefore he reached base 17 times; the .474 batting average was best on the team...named to the Clemson Regional All-Tournament team after going 5-for-10 with a double in three games...had a triple and threw out the potential tying run at second base to end the game against #12 N.C. State on Mar. 25...went 2-for-3 with three runs scored at #11 Miami (FL) on Mar. 31...had the game-winning, RBI single in the seventh inning at #1 South Carolina on Apr. 5...went 1-for-3 with a sacrifice bunt against Maryland on Apr. 7; the sacrifice bunt was the 26th of his career to establish the Tiger record...went 2-for-5 with a double and two runs scored against Maryland on Apr. 8...went 3-for-4 with three runs scored against Maryland on Apr. 9...reached base four times, including one time on a double, twice by walk, and once on a hit-by-pitch, and scored two runs along with an RBI against #7 South Carolina on Apr. 12...went 3-for-5 at #10 Georgia Tech on Apr. 15...went 3-for-4 at #10 Georgia Tech on Apr. 16...scored three runs against Virginia Tech on Apr. 29...broke the Tiger single-season record with his 16th sacrifice bunt in the second game of a doubleheader at Duke on May 8...went 2-for-3 with two runs scored and a stolen base against #13 Florida State on May 14...went 2-for-6 with three runs scored and two RBIs against #22 Wake Forest on May 18...went 2-for-3 with two runs scored and two walks against #22 Wake Forest on May 20; he had two hits in each of the three games of the series...went 2-for-3 with a double, triple, three runs scored, and two RBIs against Wake Forest in the ACC Tournament on May 24...went 3-for-4 with a double, two walks, two runs scored, two RBIs, and a stolen base in the first game of a doubleheader against #7 Georgia Tech in the ACC Tournament on May 27...went 2-for-4 with two walks against #25 N.C. State in the ACC Tournament on May 28...played for Falmouth in the Cape Cod League in the summer, where he hit .305 with six stolen bases in 36 games; he also pitched a scoreless inning in relief...#44 sophomore in the nation in the preseason and best outfield arm in the ACC by **Baseball America**...preseason first-team All-ACC by **SEBaseball.com**.

2005: Freshman All-American by **Collegiate Baseball**...hit .350 with a .458 on-base percentage (both team-bests) in 64 games (54 starts, all in centerfield)...scored 46 runs and walked 34 times with six hit-by-pitches compared to only 19 strikeouts in 200 at-bats...had a 13-game hitting streak in May...hit a team-best .375 in games away from home and .367 in night games...hit a team-best .400 in Clemson wins and .218 in Clemson losses...hit .375 with a .485 on-base percentage from the #2 spot in the batting order (Clemson was 33-12 when he started at the #2 spot)...had 22 multi-hit games...had 15 sacrifice bunts, tied for the 11th-most in the nation...had a team-high 10 bunt singles...had five outfield assists...went 2-for-5 with a two-run double against West Virginia at Myrtle Beach, SC on Feb. 18...went 2-for-2 off the bench at Auburn on Mar. 6...went 3-for-3 with two walks against Furman on Mar. 16...went 3-for-4 with four runs scored, a double, and an RBI at Maryland on Mar. 25...went



2-for-2 with a sacrifice bunt, a run scored, and two RBIs in the second game of a doubleheader at Maryland on Mar. 26; in the three-game series, he was 7-for-11 (.636)...went 2-for-3 with a stolen base and two walks in the second game of a doubleheader at #6 Florida State on Apr. 3...hit two doubles and had two RBIs against Duke on Apr. 9...went 3-for-5 with two runs scored and an RBI against Duke on Apr. 10...went 3-for-4 with a double and two runs scored against #4 South Carolina on Apr. 13...went 1-for-1 with three walks against Elon on Apr. 26...went 3-for-5 at Virginia Tech on May 10...went 3-for-8 at Wake Forest on May 14...had two hits in each of the four ACC Tournament games from May 25-28...played for Wilmington in the Coastal Plain League in the summer, where he hit .283 with 10 stolen bases in 138 at-bats (35 games)...#34 freshman in the nation and #3 newcomer in the ACC in the preseason by **Baseball America**.

BEFORE CLEMSON: Lettered four times in baseball at Riverside High School, where he was coached by Chris Bates...named the 2004 South Carolina Gatorade Player-of-the-Year...All-America choice according to **Collegiate Baseball**...three-time all-state and four-time all-region selection...member of the South Carolina Select team...played on two state championship teams and four region title squads.

PERSONAL: Three-time member of the ACC Academic Honor Roll...majoring in sport management...born Bradley William Chalk on Jan. 20, 1986 in Spartanburg, SC.

Chalk's Overall Stats

Year	AVG	G-GS	AB	R	H	2B	3B	HR	RBI	TB	BB	HBP	SF	OB%	SB
2005	.350	64-54	200	46	70	7	0	0	11	77	34	6	0	.458	5-9
2006	.353	68-68	238	67	84	9	4	0	20	101	41	11	1	.467	18-19
2007	.366	45-45	161	26	59	10	2	0	18	73	32	6	2	.483	9-12
Total	.356	177-167	599	139	213	26	6	0	49	251	107	23	3	.469	32-40

Chalk's ACC Regular-Season Stats

Year	AVG	G-GS	AB	R	H	2B	3B	HR	RBI	TB	BB	HBP	SF	OB%	SB
2005	.346	30-27	104	27	36	5	0	0	6	41	15	4	0	.447	1-3
2006	.358	30-30	106	35	38	2	2	0	8	44	14	5	0	.456	11-11
2007	.389	17-17	54	8	21	4	0	0	4	25	16	2	0	.542	3-5
Total	.360	77-74	264	70	95	11	2	0	18	110	45	11	0	.472	15-19

Chalk's ACC Tournament Stats

Year	AVG	G-GS	AB	R	H	2B	3B	HR	RBI	TB	BB	HBP	SF	OB%	SB
2005	.471	4-4	17	2	8	0	0	0	1	8	2	0	0	.526	1-1
2006	.474	5-5	19	8	9	2	1	0	5	13	5	3	0	.630	3-3
2007	.167	3-3	12	0	2	1	1	0	3	5	3	0	0	.333	0-0
Total	.396	12-12	48	10	19	3	2	0	9	26	10	3	0	.525	4-4

Chalk's NCAA Tournament Stats

Year	AVG	G-GS	AB	R	H	2B	3B	HR	RBI	TB	BB	HBP	SF	OB%	SB
2005	.222	6-6	18	2	4	0	0	0	2	4	8	0	0	.462	0-0
2006	.367	8-8	30	5	11	1	0	0	1	12	5	0	0	.457	1-2
2007	.269	5-5	26	4	7	1	1	0	2	10	0	0	0	.269	1-1
Total	.297	19-19	74	11	22	2	1	0	5	26	13	0	0	.402	2-3



#36 Stephen Clyne

RHP • R-R • 6-1 • 205 • *Gr. • 2VL
Parkland, FL • American Heritage School

Only player on the 2007 team who was in his fifth season as a Tiger...came on to be the team's primary closer...increased his velocity as a senior along with already having a sharp-breaking curveball...had an 8-3 record, 2.84 ERA, and five saves in 66 career relief appearances (98.1 innings pitched) over three active seasons...had a .245 career opponents' batting average...threw just two wild pitches and allowed only two home runs in his career...had 104 career strikeouts against only 34 walks, good for a 3.06 strikeout-to-walk ratio.

2007: Drafted in the third round (#123 overall pick) by the New York Mets and signed in June...had a 5-2 record, 2.58 ERA, three saves, and a .260 opponents' batting average in 31 relief appearances (45.1 innings pitched)...led the team in appearances and ERA...tied for sixth in the ACC in appearances...the 31 appearances and 31 relief appearances were both fifth-most in Clemson history...finished a team-tying-high 17 games...allowed just one home run...held the leadoff batter of an inning to a .171 batting average...in 17 relief appearances (25.2 innings pitched) in day games, he had a 3-1 record and two saves,

and allowed just 22 hits, two earned runs (team-best 0.70 ERA), and nine walks with 21 strikeouts...had a scoreless-inning streak of 31.1 innings pitched that started in 2006 and ended at Western Carolina on Mar. 20; the streak included his last 15.1 innings pitched of 2006 and his first 16.0 innings pitched of 2007; it was just behind the school record of 32.2 set by Scott Berney in 2000...pitched in three of Clemson's four team shutouts...threw 56 groundball outs compared to just 24 flyball outs...pitched 1.1 scoreless innings in relief with two strikeouts against George Mason on Feb. 18...pitched 5.1 scoreless innings in relief, allowing three hits and one walk with five strikeouts to earn the win against Pacific on Feb. 23...pitched 3.0 innings in relief, allowing one hit, no runs, and no walks with three strikeouts to earn the win against Winthrop on Feb. 28...pitched 3.1 innings in relief, allowing one hit, no runs, and no walks with four strikeouts to earn the win against Memphis on Mar. 10...pitched 2.0 innings in relief, allowing no hits and no runs against Miami (FL) on Mar. 31...pitched a scoreless inning to pick up the save at Georgia on Apr. 3...earned the win in relief by retiring the only batter he faced against Georgia on Apr. 4...pitched a scoreless inning to record the save at Virginia Tech on Apr. 8...pitched the final 1.2 innings, allowing one hit, no runs, and no walks with four strikeouts to pick up the win against Boston College on May 5...pitched 2.1 innings in relief, allowing one hit and no runs to record the save at #2 Florida State on May 13...pitched 1.2 innings in relief, allowing no runs and no walks with four strikeouts against #25 Miami (FL) in the ACC Tournament on May 23.

2006: Had a 1-1 record and 2.59 ERA in 16 appearances (24.1 innings pitched) as a middle reliever...only allowed 17 hits (one home run) and had a team-best .191 opponents' batting average...had 26 strikeouts against five walks, good for a 5.2 strikeout-to-walk ratio...the only Tiger with at least 3.0 innings pitched who did not throw a wild pitch...held lefthanded batters to a team-best .176 batting average...held opponents to a team-best .171 batting average with runners on base...threw 28 groundball outs compared to 16 flyball outs...had a 1.69 ERA, .158 opponents' batting average, and 21 strikeouts against two walks in 10 appearances at home...had an 0.87 ERA in 10.1 innings pitched against top-25 ranked teams...after allowing two runs against Maryland on Apr. 9, he pitched 15.1 innings in his final eight relief appearances, and allowed just 10 hits (nine singles and one double), no runs, and two walks with 15 strikeouts...pitched 1.1 scoreless innings in relief in the first game of a doubleheader against Mercer on Feb. 26...pitched 2.0 perfect innings in relief with two strikeouts to earn the win against William & Mary on Mar. 8...pitched 1.1 hitless innings, allowing no earned runs and no walks with two strikeouts against Western Carolina on Apr. 4...pitched 2.0 scoreless innings of one-hit ball at #10 Georgia Tech on Apr. 16...pitched 2.1 innings, allowing one hit, no runs, and no walks with two strikeouts against Furman on Apr. 19...pitched the final 1.1 innings without allowing a run or walk and struck out three against Virginia Tech on Apr. 28...pitched 3.0 innings in relief, allowing one hit, no runs, and no walks with four strikeouts in the second game of a doubleheader at Duke on May 8...pitched 1.1 scoreless and hitless innings in relief with two strikeouts against #13 Florida State on May 12...pitched 2.1 scoreless innings in relief, allowing one hit and no walks with three strikeouts against #22 Wake Forest on May 20...pitched 2.1 scoreless innings of two-hit ball in relief in the first game of a doubleheader against #7 Georgia Tech in the ACC Tournament on May 27...played for Thomasville in the Coastal Plain League in the summer, where he was 2-1 with a 2.22 ERA in 28.1 innings pitched over six appearances (four starts); he also allowed only 19 hits (16 singles, three doubles) and nine walks with 29 strikeouts; in game one of the Pettit Cup, he threw a shutout to eliminate Edenton, the two-time defending champion, by allowing just three hits and one walk with seven strikeouts.

2005: Had a 2-0 record with a 3.45 ERA and two saves in 19 relief appearances (28.2 innings pitched)...struck out 30 against 11 walks (three of which were intentional)...did not allow a home run or wild pitch...only allowed five of 18 inherited runners to score...finished the game in 15 (team-high) of his 19 appearances...pitched 2.1 perfect innings in relief with three strikeouts against East Carolina at Myrtle Beach, SC on Feb. 20; it was his first career outing...retired all three batters on strikeouts to record his first career save against #18 California-Irvine on Feb. 25...retired all four batters he faced, including two on strikeouts, against #9 North Carolina on Mar. 18...pitched the final 2.1 innings without allowing a baserunner and struck out two at Old Dominion on Mar. 23...earned his first career win in a relief role against Duke on Apr. 10...struck out seven in 4.0 innings pitched in relief at N.C. State on Apr. 22...pitched 3.0 innings with four strikeouts to record the save against Elon on Apr. 26...earned



the win in relief by retiring the only batter he faced against #6 Georgia Tech on Apr. 30...pitched the final 0.2 innings with a strikeout and a pickoff against Virginia in the ACC Tournament on May 25...pitched 2.0 scoreless innings in relief against North Carolina A&T in the Clemson Regional on Jun. 3...pitched 1.2 scoreless and hitless innings in relief at #6 Baylor in the Waco Super Regional on Jun. 12.

2004: Entered the season coming off "Tommy John" surgery and did not appear in any games.

2003: Red-shirted...played for Florence in the Coastal Plain League in the summer.

BEFORE CLEMSON: Set the American Heritage School record for career wins (21) and ERA (0.34) in a season...player-of-the-year for A, AA, and AAA as a senior...AAA all-state as a senior...led his team to the state finals, and set single-season school records for wins (11) and ERA (0.34)...Team One Showcase member as a junior...all-county and AAA all-state as a junior...had 10 wins and a 1.00 ERA as a junior; he also struck out 60 in 49.0 innings pitched...member of the state runnerup team as a freshman, where he pitched a perfect game...lettered three times in baseball and twice in football...coached by Todd Fitzgerald.

PERSONAL: Graduated in May, 2007 with a degree in management...born Stephen Patrick Clyne on Sept. 22, 1984 in Fort Lauderdale, FL.

Clyne's Overall Stats

Year	ERA	W-L	G-GS	CG	SHO	SV	IP	H	R	ER	BB	SO
2005	3.45	2-0	19-0	0	0	2	28.2	29	13	11	11	30
2006	2.59	1-1	16-0	0	0	0	24.1	17	8	7	5	26
2007	2.58	5-2	31-0	0	0	3	45.1	44	17	13	18	48
Total	2.84	8-3	66-0	0	0	5	98.1	90	38	31	34	104

Clyne's ACC Regular-Season Stats

Year	ERA	W-L	G-GS	CG	SHO	SV	IP	H	R	ER	BB	SO
2005	4.61	2-0	9-0	0	0	0	13.2	18	9	7	6	14
2006	4.63	0-0	8-0	0	0	0	11.2	10	6	6	4	14
2007	3.94	1-1	13-0	0	0	2	16.0	19	8	7	8	17
Total	4.35	3-1	30-0	0	0	2	41.1	47	23	20	18	45

Clyne's ACC Tournament Stats

Year	ERA	W-L	G-GS	CG	SHO	SV	IP	H	R	ER	BB	SO
2005	0.00	0-0	1-0	0	0	0	0.2	0	0	0	0	1
2006	0.00	0-0	1-0	0	0	0	2.1	2	0	0	1	1
2007	0.00	0-1	2-0	0	0	0	2.1	5	1	0	2	4
Total	0.00	0-1	4-0	0	0	0	5.1	7	1	0	3	6

Clyne's NCAA Tournament Stats

Year	ERA	W-L	G-GS	CG	SHO	SV	IP	H	R	ER	BB	SO
2005	0.00	0-0	2-0	0	0	0	3.2	2	0	0	0	0
2007	6.00	0-0	2-0	0	0	0	3.0	3	2	2	2	2
Total	2.70	0-0	4-0	0	0	0	6.2	5	2	2	2	2



#24 Andy D'Alessio

1B • L-R • 6-4 • 220 • Sr. • 3VL
Naples, FL • Barron Collier High School

Powerful hitter who returned for his senior season after being drafted in the 10th round in 2006...solid defensive first baseman; he had a .991 career fielding percentage...totaled 2,186 career putouts, fourth-most in NCAA history...a career .309 hitter with 51 doubles, three triples, 59 homers, 217 RBIs, a .584 slugging percentage, .399 on-base percentage, and 11 steals

in 253 games (239 starts) over four seasons...his 59 career homers tied Jeff Baker (2002-04) for most in Clemson history...his 217 RBIs were fourth-most in school history...his 253 games were third-most in school history...his 853 at-bats were sixth-most in Clemson history...his 498 total bases were seventh-most in school history...hit .367 with a .480 on-base percentage, 11 doubles, eight homers, an .810 slugging percentage, and 25 RBIs in 24 career NCAA Tournament starts...was 16-for-29 (.552) with four homers and 49 RBIs with the bases loaded in his career...had 11 career two-homer games.

2007: Drafted in the 19th round (#584 overall pick) by the San Francisco Giants and signed in June...team co-captain...second-team All-ACC by SEBaseball.com...hit .319 with 49 runs scored, 12 doubles, two triples, 17 homers, 50 RBIs, a .634 slugging percentage, and .416 on-base percentage in 59

games (59 starts, including 58 at first base and one as the DH)...tied for 23rd in the nation in home runs...second in the ACC in home runs per game, third in the ACC in slugging percentage, and fourth in the ACC in total bases per game...was 40-for-109 (.367) with eight doubles, a triple, 14 homers, 34 RBIs, a .469 on-base percentage, and .844 slugging percentage in the last 30 games; he actually hit 14 long balls in the last 29 games after totaling just three homers in the team's first 35 games...hit just .262 at home, but batted a team-best .402 with an .839 slugging percentage in games away from home...hit a team-best .408 on opponents' home fields...hit a team-best .390 with 10 doubles, 12 homers, and 33 RBIs in 34 games against NCAA Tournament teams...hit a team-best .413 with five doubles, 10 homers, and 23 RBIs in 20 games against top-25 ranked teams...had 18 multi-hit games and 15 multi-RBI games...had three multi-homer games...named the Myrtle Beach Regional MVP along with earning All-Tournament honors after going 6-for-12 (.500) with six runs scored, three doubles, two homers, and six RBIs in three games...was 9-for-20 (.450) with seven runs scored, three doubles, three homers, and nine RBIs in five NCAA Tournament games...hit .429 in eight postseason games...went 2-for-3 with a two-run homer and triple against Winthrop on Feb. 28...went 3-for-5 with the game-tying homer in the ninth inning with two outs against Memphis on Mar. 9...went 3-for-4 with a two-run homer and double against Memphis on Mar. 10; he went 7-for-12 with two homers in the series...went 2-for-5 with three RBIs against Duke on Mar. 17...missed five games in April due to a pulled groin suffered against Miami (FL) on Apr. 1...went 3-for-4 with two doubles and three RBIs at Wake Forest on Apr. 15...went 2-for-4 with a double, homer, and two RBIs at #4 South Carolina on Apr. 18...went 2-for-4 with a two-run homer against #6 Virginia on Apr. 20...went 4-for-4 with three runs scored, two solo homers, and a walk against #19 Georgia Tech on Apr. 28; it was his first career four-hit game...hit the game-winning homer to lead off the eighth inning against Boston College on May 5...went 3-for-4 with two homers, a double, walk, and three RBIs against Wofford at Greenville, SC on May 8...hit an opposite-field, solo homer at #2 Florida State on May 11...went 3-for-5 with three runs scored, two homers, and five RBIs at #2 Florida State on May 13; he hit a three-run homer in the first inning on the 11th pitch of his at-bat, then added a mammoth two-run homer in the seventh inning to help Clemson defeat the Seminoles for the second day in a row; he was 6-for-13 (.462) with five runs scored, a double, three homers, and six RBIs in the series...named one of three national players-of-the-week by **Collegiate Baseball** and ACC Player-of-the-Week after going 10-for-19 (.526) with seven runs scored, two doubles, five homers, and 11 RBIs in five games from May 8-13...went 3-for-4 with two doubles, a homer, three runs scored, and four RBIs at #10 Coastal Carolina in the Myrtle Beach Regional on Jun. 3...went 3-for-4 with a double, homer, three runs scored, and two RBIs at #10 Coastal Carolina in the Myrtle Beach Regional on Jun. 4...went 2-for-4 with a homer and three RBIs at #17 Mississippi State in the Starkville Super Regional on Jun. 8; the home run tied the Clemson career record...named to the Brooks Wallace Award Watch List in the preseason...preseason first-team All-American by NCBWA and **Collegiate Baseball**...preseason second-team All-American by Rivals.com...preseason first-team All-ACC by **Baseball America**, Rivals.com, and SEBaseball.com...#1 power hitter in the ACC in the preseason by **Baseball America**.

2006: Drafted in the 10th round (#293 overall pick) by the Los Angeles Dodgers...one of 16 semifinalists for the Dick Howser Trophy...one of 30 semifinalists for the Brooks Wallace Award...first-team All-American by NCBWA...first-team All-American by College Baseball Foundation...second-team All-American by ABCA...third-team All-American by **Baseball America**...third-team All-American by **Collegiate Baseball**...honorable mention All-American by Rivals.com...first-team All-Atlantic Region by ABCA...First-Team All-ACC selection...first-team All-ACC by SEBaseball.com...hit .312 with 15 doubles, 23 home runs, 85 RBIs, and seven stolen bases in 69 starts (all at first base)...one of only three Tigers to start every game...had a .648 slugging percentage...led the team in home runs, RBIs, and slugging percentage...his 23 homers were tied for seventh-most and his 85 RBIs were third-most in a season in Clemson history...first Tiger since Tim Teufel in 1980 to lead the ACC in RBIs...tied for second in the nation in home runs, just one behind the national leader Kellen Kulbacki of James Madison...led the ACC in home runs by eight, led the ACC in RBIs by 14, third in total bases, and second in slugging percentage...led the nation in RBIs; no other player had more than 79...his 69 games tied for ninth-most in school history...had a school-record six two-homer games, therefore 12 of his 23 homers (52 percent) came in multi-homer games...had 85 RBIs on



only 78 hits...had 33 two-out RBIs...started 25 games in the #7 spot, 20 in the #6 spot, 20 in the #5 spot, and four in the cleanup spot in the batting order...hit at least one home run in all nine innings during the season...hit 13 homers against lefties and 10 homers against righties...Clemson had a 16-1 record in games that he hit a home run; the only loss was a narrow 12-11 defeat at #19 Georgia when he hit two home runs...hit .327 with 13 homers and 39 RBIs in 30 ACC regular-season starts...was 8-for-11 (.727) with two doubles, two homers, and 23 RBIs with the bases loaded...hit .333 with 11 homers, 25 RBIs, and a .827 slugging percentage in 20 starts on opponents' home fields...hit .339 with 13 homers, 44 RBIs, and a .771 slugging percentage in 30 night starts...hit .354 in Tiger wins and .180 in Tiger losses...had 24 multi-hit games and a team-best 26 multi-RBI games, including 17 games with at least three RBIs...committed just three errors in 666 chances (.995 fielding percentage)...was not hit by a pitch and did not ground into a double play...named National and ACC Player-of-the-Week twice...had a 13-game hitting streak from late March to mid April...hit a team-best .364 in March...named to the Clemson Regional All-Tournament team after going 4-for-9 with a double, two homers, and five RBIs in three games...totaled two doubles, three homers, and 10 RBIs in eight NCAA Tournament games...went 3-for-4 with two doubles and three RBIs in the second game of a doubleheader against Mercer on Feb. 26...went 3-for-5 with a three-run homer that tied the score in the eighth inning against William & Mary on Mar. 8...went 3-for-5 with two runs scored and a stolen base against Gardner-Webb on Mar. 15...went 2-for-4 with a go-ahead three-run homer against Elon on Mar. 21...had three RBIs, including a towering two-run homer, against Elon on March 22...went 2-for-4 with a first-inning grand slam against #12 N.C. State on Mar. 24...went 3-for-5 with two home runs, three RBIs, and three runs scored at #19 Georgia on Mar. 28...went 2-for-4 with four RBIs against #19 Georgia on Mar. 29...went 3-for-5 with two doubles, three RBIs, and a steal of home at #11 Miami (FL) on Mar. 31...went 2-for-4 with two home runs and three RBIs at #11 Miami (FL) on Apr. 1...went 1-for-3 with a double and three RBIs at #11 Miami (FL) on Apr. 2; in the three-game series at Miami, he was 6-for-12 with three doubles, two homers, and nine RBIs...named Pro-Line Cap National Player-of-the-Week by NCBWA and one of five national players-of-the-week by **Collegiate Baseball**, and ACC Player-of-the-Week after he was 11-for-21 (.524) with four homers, four doubles, and 16 RBIs in five games from Mar. 28 to Apr. 2...went 2-for-4 with a grand slam and five RBIs against Maryland on Apr. 9...went 3-for-5 with a homer and three RBIs at Western Carolina on Apr. 11...hit a two-run double and walked twice against #7 South Carolina on Apr. 12...went 2-for-4 with a solo home run at #10 Georgia Tech on Apr. 14...went 2-for-3 with a double and two RBIs against Virginia Tech on Apr. 28...went 2-for-3 with three RBIs and two stolen bases against Virginia Tech on Apr. 30...hit two solo home runs in the first game of a doubleheader at Duke on May 8...hit two home runs with three RBIs at Duke on May 9; he hit four home runs in the series...went 2-for-3 with a towering home run into a stiff wind and two RBIs against #13 Florida State on May 14...named one of three national players-of-the-week by **Collegiate Baseball** and ACC Player-of-the-Week after going 9-for-20 with five homers and nine RBIs in six games from May 8-14...went 2-for-3 with two homers and three RBIs against #22 Wake Forest on May 18...went 2-for-5 with a double and two RBIs in the second game of a doubleheader against #7 Georgia Tech in the ACC Tournament on May 27...went 3-for-3 with two homers, a double, three RBIs, and two walks against Elon in the Clemson Regional on Jun. 3; he and Taylor Harbin became the first pair of Tigers in recorded history to hit back-to-back homers twice in one game...went 2-for-3 with a three-run homer in the eighth inning to give Clemson the lead against #4 Georgia Tech in the College World Series on Jun. 16...hit a two-run double in the first inning and had a stolen base against #2 Cal State Fullerton in the College World Series on Jun. 20...played for Harwich in the Cape Cod League in the summer, where he hit .344 with a homer and 10 RBIs in 22 games...#1 defensive first baseman in the ACC in the preseason by **Baseball America**.

2005: Hit .276 with 14 doubles, 15 homers, and 60 RBIs in 65 games (60 starts, all at first base)...his 15 homers tied for third-most in the ACC...had 60 RBIs with only 58 hits, 30 of which went for extra bases...hit seven homers with 30 RBIs in 29 ACC regular-season games...hit .333 with runners in scoring position...had a team-high 25 two-out RBIs...was 6-for-9 with two homers and 18 RBIs with the bases loaded...had 17 multi-RBI games, including a team-high four games of at least four RBIs...hit a team-best .471 in June...hit a two-run homer against #18 California-Irvine on Feb. 27...hit two home runs, including his first career grand slam, and had six RBIs at Auburn on Mar. 6...hit a three-

run double against Furman on Mar. 16...hit a long three-run homer to give the Tigers the lead against #9 North Carolina on Mar. 20...hit a long home run and had three RBIs in the second game of a doubleheader at Maryland on Mar. 26...went 3-for-4 with an RBI against #25 Coastal Carolina on Mar. 30...went 3-for-5 with a double and two RBIs at Georgia on Apr. 5...hit a walkoff single against Virginia on Apr. 16; he also made a diving stop in the eighth inning to save a run...went 2-for-3 with a homer and two RBIs against Western Carolina on Apr. 19...came off the bench and hit an opposite-field grand slam in his only at-bat against Wofford on Apr. 27...went 3-for-5 with a double, homer, and three RBIs against #6 Georgia Tech on Apr. 29...went 2-for-4 with a long home run against #6 Georgia Tech on Apr. 30...went 3-for-4 with two homers, four RBIs, and a walk at Virginia Tech on May 8; he reached base in all five plate appearances...went 3-for-6 with a three-run homer, a double, four runs scored, and six RBIs at Wake Forest on May 14; he also made a game-saving play on a ball in the hole with two outs, the score tied, and the bases loaded in the ninth inning...hit a long solo homer and had two RBIs against #20 College of Charleston on May 17...went 2-for-3 with two doubles and two walks against North Carolina A&T in the Clemson Regional on Jun. 3...went 2-for-3 with a double, two runs scored, two walks, and a stolen base against #22 College of Charleston in the Clemson Regional on Jun. 4...went 3-for-3 with a double, homer, and three RBIs against Oral Roberts in the Clemson Regional on Jun. 5...named the Clemson Regional MVP along with earning unanimous Clemson Regional All-Tournament honors thanks to going 7-for-9 with four runs scored, four doubles, a homer, four RBIs, four walks, a hit-by-pitch, and a stolen base in three games; his batting average (.778) and on-base percentage (.857) were the best of any player in the NCAA Regionals, while his four doubles tied for the most and 1.556 slugging percentage was second-best...played for Hyannis in the Cape Cod League in the summer, where he hit .254 in 134 at-bats (37 games)...#4 prospect in the ACC for the 2006 draft, #1 defensive first baseman in the ACC, and #17 sophomore in the nation in the preseason by **Baseball America**...preseason second-team All-ACC by SEBaseball.com.

2004: Clemson's hottest hitter the second half of the season...hit .333 overall (third-best on the team) with 10 doubles, four homers, and 22 RBIs in 180 at-bats (60 games and 51 starts)...made a team-high 50 starts at first base and a team-high 39 starts batting sixth in the lineup...walked 35 times and had a .440 on-base percentage...was ninth in the ACC in walks per game and fifth in on-base percentage...was 47-for-125 (.376) in his last 37 starts...hit safely in 24 of his last 27 starts, which included a 13-game hitting streak...led the team and was sixth in the ACC with a .371 batting average in ACC regular-season games...had a .483-on base percentage in ACC regular-season games, tops on the team by over 100 points and second-best in the ACC...hit .536 (15-for-28) against lefthanders, best on the team by 157 points, and was 13-for-his-last-20 (.650) against lefties to end the season...had four sacrifice bunts, tied for second-most on the team...led the team with a .362 batting average on opponents' home fields...hit .354 against top-25 ranked teams...had 16 multi-hit games...had a double, his first hit as a Tiger, at East Carolina on Feb. 28...had two hits, including a two-run double, against #7 Auburn on Mar. 12...hit his first career homer against Coastal Carolina on Mar. 16; he hit a towering shot that landed on top of the batting cages and was hit into a stiff wind...went 3-for-4 with an RBI at Texas Tech on Mar. 20...hit an opposite-field, three-run homer against Wake Forest on Mar. 26...had three hits, including a double, and two runs scored against #6 South Carolina on Apr. 7...hit a double, single, and scored two runs at #6 South Carolina on Apr. 14...went 1-for-1 with an RBI and three walks against N.C. State on Apr. 25...went 3-for-6 with a double and two RBIs against #24 Florida State on May 3...went 2-for-4 with a homer at #15 Georgia Tech on May 15...went 2-for-3 with two RBIs and two stolen bases against N.C. State in the ACC Tournament on May 28...hit a two-run homer at #10 Georgia in the Athens Regional on Jun. 5...#5 freshman in the nation and #3 newcomer in the ACC in the preseason by **Baseball America**.

BEFORE CLEMSON: First-team All-American and first-team all-state selection at Barron Collier High School...**Baseball America** Preseason All-American before his senior year...member of three conference championship teams and one region title team...drafted in the 10th round of the 2003 draft by the Reds...lettered four times in baseball and three times in football...coached by Ted Parsons.

PERSONAL: Two-time member of the ACC Academic Honor Roll...majoring in sport management...pronounced duh-LEHS-ee-oh...born Andrew Anthony D'Alessio on Sept. 23, 1984 in Newark, NJ.



D'Alessio's Overall Stats

Year	AVG	G-GS	AB	R	H	2B	3B	HR	RBI	TB	BB	HBP	SF	OB%	SB
2004	.333	60-51	180	29	60	10	0	4	22	82	35	0	1	.440	2-2
2005	.276	65-60	210	36	58	14	1	15	60	119	29	2	2	.366	1-4
2006	.312	69-69	250	55	78	15	0	23	85	162	30	0	4	.380	7-8
2007	.319	59-59	213	49	68	12	2	17	50	135	33	3	1	.416	1-3
Total	.309	253-239	853	169	264	51	3	59	217	498	127	5	8	.399	11-17

D'Alessio's ACC Regular-Season Stats

Year	AVG	G-GS	AB	R	H	2B	3B	HR	RBI	TB	BB	HBP	SF	OB%	SB
2004	.371	22-20	70	10	26	3	0	2	12	35	16	0	1	.483	0-0
2005	.271	29-27	96	20	26	5	1	7	30	54	16	1	1	.377	0-1
2006	.327	30-30	107	25	35	5	0	13	39	79	11	0	1	.387	5-5
2007	.302	27-27	96	21	29	5	0	7	20	55	15	1	0	.402	0-1
Total	.314	108-104	369	76	116	18	1	29	101	223	58	2	3	.407	5-7

D'Alessio's ACC Tournament Stats

Year	AVG	G-GS	AB	R	H	2B	3B	HR	RBI	TB	BB	HBP	SF	OB%	SB
2004	.267	4-4	15	2	4	0	0	0	2	4	2	0	0	.353	2-2
2005	.333	4-4	15	1	5	0	0	0	0	5	1	0	0	.375	0-0
2006	.238	5-5	21	4	5	1	0	0	4	6	3	0	0	.333	0-0
2007	.375	3-3	8	1	3	0	1	0	0	5	2	1	0	.545	0-0
Total	.288	16-16	59	8	17	1	1	0	6	20	8	1	0	.382	2-2

D'Alessio's NCAA Tournament Stats

Year	AVG	G-GS	AB	R	H	2B	3B	HR	RBI	TB	BB	HBP	SF	OB%	SB
2004	.294	5-5	17	2	5	1	0	1	2	9	2	0	0	.368	0-0
2005	.471	6-6	17	4	8	5	0	1	4	16	5	1	0	.609	1-1
2006	.280	8-8	25	5	7	2	0	3	10	18	8	0	1	.441	1-1
2007	.450	5-5	20	7	9	3	0	3	9	21	1	1	0	.500	0-0
Total	.367	24-24	79	18	29	11	0	8	25	64	16	2	1	.480	2-2



#25 Alan Farina

RHP • R-R • 5-11 • 195 • Jr. • JC
Chuluota, FL • Daytona Beach Community College

Hard-throwing righthander...reached the mid 90s on the radar gun.

2007: Drafted in the third round (#115 overall pick) by the Toronto Blue Jays and signed in July...had a 6-3 record, 3.77 ERA, and one save in 25 appearances (two starts)...in 57.1 innings pitched, he allowed just 41 hits (team-best .206 opponents' batting average), and 27 walks with 72 strikeouts...his 11.30 strikeouts-per-nine-innings-pitched mark was ninth-best in Clemson history...struck out 46 in 31.0 innings pitched in ACC regular-season games...had a 2.84 ERA and 68 strikeouts in his 23 relief appearances (50.2 innings pitched)...had a 5.96 ERA at home, but had a 1.99 ERA, .178 opponents' batting average), and 45 strikeouts against only 10 walks in 31.2 innings pitched in his 12 relief appearances away from home...had a 3-0 record and 1.96 ERA in 11 relief appearances against top-25 ranked teams...had a team-best .161 opponents' batting average with runners in scoring position...held opponents to a .188 batting average with two outs, and a .143 batting average with runners in scoring position and two outs...held righthanded batters to a team-best .192 batting average...only allowed five of 20 inherited runners to score...had a 3-1 record, 1.27 ERA, a save, and a .104 opponents' batting average in nine relief appearances in April; he allowed just seven hits (six singles) and three runs in 21.1 innings pitched...pitched 3.0 innings in relief, allowing two hits, one run, and no walks with four strikeouts in the first game of a doubleheader against Pacific on Feb. 24...pitched a perfect inning in relief at #4 South Carolina on Mar. 4...pitched 4.2 innings in his first career start, allowing two runs on two hits against Memphis on Mar. 11...pitched 4.0 innings in relief, allowing two hits, no runs, and no walks with eight strikeouts at Maryland on Mar. 23...pitched 3.1 innings in relief, allowing one hit, no runs, and no walks with three strikeouts to record his first career win at Georgia on Apr. 3...pitched 4.1 innings in relief, allowing no hits, no runs, and two walks with seven strikeouts to earn the win at Virginia Tech on Apr. 8...pitched 3.1 innings in relief, allowing just one hit, one run, and one walk with five strikeouts at Wake Forest on Apr. 14...pitched 3.0 innings in relief, allowing one hit, no runs, and one walk with four strikeouts against #6 Virginia on Apr. 20...pitched 2.2 innings, allowing one run on two hits to record his first save as a Tiger against #6 Virginia on Apr. 22...pitched a perfect 11th inning with two strikeouts to earn the win against #19 Georgia Tech on Apr. 27...pitched 1.2 innings in

relief, allowing one hit and no runs against #19 Georgia Tech on Apr. 29...pitched 1.1 innings in relief, allowing no hits and no runs with two strikeouts against Furman on May 9...pitched 4.1 innings in relief, allowing four hits, no runs, and no walks with six strikeouts to earn the win at #2 Florida State on May 12; he entered the game in the fifth inning with the Tigers trailing 6-3 and shut down the nation's best hitting team the rest of the way, allowing Clemson to earn a dramatic 7-6 come-from-behind win; it was a memorable outing for the Florida native, as he grew up a Seminole fan after attending Mike Martin's Camp five times; both his parents graduated from Florida State as well...pitched 3.2 innings in relief, allowing one hit, no earned runs, and one walk with six strikeouts to earn the win against #25 Miami (FL) in the ACC Tournament on May 23...earned the win in relief against Saint John's in the Myrtle Beach Regional on Jun. 1...rated as the #14 transfer in the nation in the preseason by **Baseball America**.

BEFORE CLEMSON: #2 prospect in the Florida Collegiate League at Daytona Beach Community College...#9 Florida junior college prospect by **Perfect Game**...had a 9-2 record in 2006...first-team all-state and conference pitcher-of-the-year in 2006...Florida Junior College All-Star in 2005...teammate of fellow Tiger Marquez Smith at Daytona Beach Community College in 2005, where he was coached by Tim Touma...lettered three times in baseball at Oviedo High School, where he as coached by Kevin Wainscott...had an 11-2 record and 0.52 ERA as a senior.

PERSONAL: Majoring in economics...born Alan Robert Farina on Aug. 9, 1986 in Winter Park, FL.

Farina's Overall Stats

Year	ERA	W-L	G-GS	CG	SHO	SV	IP	H	R	ER	BB	SO
2007	3.77	6-3	25-2	0	0	1	57.1	41	26	24	27	72

Farina's ACC Regular-Season Stats

Year	ERA	W-L	G-GS	CG	SHO	SV	IP	H	R	ER	BB	SO
2007	4.35	3-3	12-1	0	0	1	31.0	25	15	15	15	46

Farina's ACC Tournament Stats

Year	ERA	W-L	G-GS	CG	SHO	SV	IP	H	R	ER	BB	SO
2007	0.00	1-0	1-0	0	0	0	3.2	1	1	0	1	6

Farina's NCAA Tournament Stats

Year	ERA	W-L	G-GS	CG	SHO	SV	IP	H	R	ER	BB	SO
2007	7.71	1-0	3-0	0	0	0	4.2	7	4	4	3	4



#17 Chris Fidrych

LHP • L-L • 6-0 • 210 • *So. • 1VL
Beaufort, SC • Beaufort High School

Played as a first-year freshman in 2005, then received a medical red-shirt in 2006...used as a situational pitcher out of the bullpen in 2007...has a 4.19 ERA and .222 opponents' batting average in 20 career relief appearances (19.1 innings pitched)...has not allowed a home run or thrown a wild pitch...one of the team's top students in the classroom.

2007: Had a 3.38 ERA in 10 relief appearances (5.1 innings pitched)...allowed just three hits (.158 opponents' batting average) and two walks with three strikeouts...did not allow a home run or throw a wild pitch...only allowed a run in one of his 10 appearances...did not allow a hit or run in three relief appearances in ACC regular-season games...allowed just one hit in 10 at-bats against lefthanded batters...held opponents to 0-for-7 with the bases empty...in 3.2 innings pitched over six relief appearances in day games, he allowed no hits, no runs, and one walk with three strikeouts...only allowed three of 11 inherited runners to score...struck out all three batters he faced in relief against George Mason on Feb. 17...pitched a perfect inning in relief against #4 South Carolina on Mar. 3...won the Omaha Challenge, the team's offseason endurance and condition competition, among all players in the fall of 2006...retired the only batter he faced in relief against #19 Georgia Tech on Apr. 28...pitched 1.0 scoreless and hitless innings in relief at #10 Coastal Carolina in the Myrtle Beach Regional on Jun. 4.

2006: Red-shirted while recovering from "Tommy John" surgery.

2005: Was 0-0 with a 4.50 ERA in 10 relief appearances (14.0 innings pitched)...had 13 strikeouts and did not allow a home run...held lefthanded bat-



ters to a .160 batting average...only allowed one of six inherited runners to score...pitched a scoreless ninth inning in his first career outing against #18 California-Irvine on Feb. 27...pitched a scoreless and hitless ninth inning against Virginia on Apr. 15...pitched 4.0 scoreless innings in relief against Western Carolina on Apr. 19; he allowed one hit and no walks while striking out four...pitched 1.1 scoreless and hitless innings in relief with three strikeouts at #6 Baylor in the Waco Super Regional on Jun. 12...played for Wilmington in the Coastal Plain League in the summer, where he was 0-2 with a 3.00 ERA in 6.0 innings pitched (four relief appearances)...won the Omaha Challenge competition among pitchers in the fall of 2004.

BEFORE CLEMSON: Lettered four times in baseball at Beaufort High School, where he was coached by Bryant Kitty...AAAA all-state pick as a senior...member of the South Carolina Select Team; he was the team MVP for the Select Game...team MVP as a junior and senior, and team offensive player-of-the-year as a freshman and sophomore...member of the co-region championship team as a senior...all-region selection as a sophomore, junior, and senior...Louisville Slugger All-American as a senior...**Beaufort Gazette** Player-of-the-Year as a junior and senior...member of the 2004 Perfect Games national championship team in 2004...averaged over two strikeouts per inning as a senior.

PERSONAL: Three-time member of the ACC Academic Honor Roll...distant relative of former Major League pitcher Mark Fidrych...majoring in accounting...born Christopher Michael Fidrych on Sept. 8, 1985 in Corpus Christi, TX.

Fidrych's Overall Stats

Year	ERA	W-L	G-GS	CG	SHO	SV	IP	H	R	ER	BB	SO
2005	4.50	0-0	10-0	0	0	0	14.0	13	7	7	6	13
2007	3.38	0-0	10-0	0	0	0	5.1	3	2	2	2	3
Total	4.19	0-0	20-0	0	0	0	19.1	16	9	9	8	16

Fidrych's ACC Regular-Season Stats

Year	ERA	W-L	G-GS	CG	SHO	SV	IP	H	R	ER	BB	SO
2005	7.71	0-0	4-0	0	0	0	4.2	5	4	4	4	3
2007	0.00	0-0	3-0	0	0	0	1.0	0	0	0	0	0
Total	6.35	0-0	7-0	0	0	0	5.2	5	4	4	4	3

Fidrych's NCAA Tournament Stats

Year	ERA	W-L	G-GS	CG	SHO	SV	IP	H	R	ER	BB	SO
2005	0.00	0-0	1-0	0	0	0	1.1	0	0	0	0	3
2007	0.00	0-0	1-0	0	0	0	1.0	0	0	0	1	0
Total	0.00	0-0	2-0	0	0	0	2.1	0	0	0	1	3



#4 Taylor Harbin

2B/SS • R-R • 5-9 • 180 • Jr. • 2VL
Travelers Rest, SC • Travelers Rest High School

Middle infielder who only stood 5'9", but had good power and great hand-eye coordination at the plate...aggressive hitter...very consistent with the glove and turned a quick double play...made many spectacular plays in the field...a career .320 hitter with 67 doubles, seven triples, 30 homers, 172 RBIs, and 31 steals in 194 games (193 starts) over three seasons...his 67 doubles were fourth-most in Clemson history...had 17 career sacrifice bunts...only struck out 66 times in 781 at-bats, or once every 11.83 at-bats, the ninth-best mark in school history...committed only 31 errors and had a .968 fielding percentage.

2007: Drafted in the eighth round (#253 overall pick) by the Arizona Diamondbacks and signed in June...team co-captain...Second-Team All-ACC selection...hit .296 with 42 runs scored, 19 doubles, a triple, 11 homers, 62 RBIs, and 14 steals in 64 games (63 starts, including 57 at shortstop and six at second base)...seventh in the ACC in RBIs per game...led the team in doubles, RBIs, sacrifice flies (6), and stolen bases...had six sacrifice bunts...struck out only 20 times in 253 at-bats, or once every 12.65 at-bats...started the season at second base, but moved to shortstop after Stan Widmann was lost for the season in late February...totaled 21 RBIs in the last 14 games...had a solid .949 fielding percentage, including a .952 mark at shortstop...hit .326 with runners in scoring position...was 6-for-13 (.462) with three doubles and 15 RBIs with the bases loaded...had 22 multi-hit games and a team-best 18 multi-RBI games...hit

.380 after the seventh inning...named to the Myrtle Beach Regional All-Tournament team after going 7-for-14 (.500) with four runs scored, a homer, and four RBIs in three games...was 8-for-21 (.381) with two homers and seven RBIs in five NCAA Tournament games...**ESPN The Magazine** Second-Team Academic All-District III selection...went 3-for-5 with a two-run double against George Mason on Feb. 16...went 3-for-4 with a double and two RBIs against Pacific on Feb. 23...hit the game-winning two-run homer in the seventh inning against Winthrop on Feb. 28...hit two doubles against #17 Coastal Carolina on Mar. 7...hit a three-run homer against Duke on Mar. 16...went 3-for-6 with two RBIs and a stolen base against Gardner-Webb on Mar. 27...went 3-for-6 with three RBIs against Western Carolina on Mar. 28...had two doubles and two RBIs at Georgia on Apr. 3...went 2-for-5 with a homer and two RBIs at Virginia Tech on Apr. 7...went 2-for-3 with three RBIs and a steal at Wake Forest on Apr. 13...went 3-for-5 with three RBIs against #5 South Carolina on Apr. 25...went 2-for-4 with two homers and three RBIs in the first game of a doubleheader against Boston College on May 6...tied the score in the ninth inning with a two-run double at #2 Florida State on May 12...went 2-for-3 with two runs scored, a double, homer, two RBIs, and two walks at #2 Florida State on May 13...went 3-for-4 with a double and six RBIs against College of Charleston on May 15...hit a homer with three RBIs at N.C. State on May 18...went 2-for-4 with a double and two runs scored against #3 Florida State in the ACC Tournament on May 26...went 3-for-5 at #10 Coastal Carolina in the Myrtle Beach Regional on Jun. 3...went 3-for-5 with a homer, three runs scored, four RBIs, and a steal at #10 Coastal Carolina in the Myrtle Beach Regional on Jun. 4...hit a homer with two RBIs at #17 Mississippi State in the Starkville Super Regional on Jun. 8...named to the Brooks Wallace Award Watch List in the preseason...preseason second-team All-American by **Baseball America**...preseason third-team All-American by **Collegiate Baseball**...#9 prospect in the ACC for the 2007 draft by **Baseball America**.

2006: All-ACC Academic team member...hit .319 with 20 doubles, two triples, nine homers, and 47 RBIs in 64 games (all starts, including 62 at second base and two at shortstop)...tied for third in the ACC in doubles...was 13-14 on stolen bases; the only caught stealing came when he was picked off by a pitcher and tried to advance...hit .377 (46-for-122) with 14 walks and only nine strikeouts in the last 33 games...hit .328 in 30 ACC regular-season starts...started 32 games in the #3 spot, 21 in the #5 spot, and 11 in the #6 spot in the batting order...hit .382 in the #5 spot and .366 in the #6 spot in the batting order...only struck out 21 times in 254 at-bats, including only three times looking...committed just six errors in 329 chances and had a .982 fielding percentage; committed one of the errors at shortstop, therefore had a .984 fielding percentage at second base...had 24 multi-hit games and 11 multi-RBI games...had nine bunt singles...hit .351 with runners on base...hit .361 at home...one of 120 players on the Brooks Wallace Award Watch List...named to the All-ACC Tournament team after going 8-for-21 (.381) with six runs scored, four doubles, a triple, homer, four RBIs, four walks, a stolen base and no errors in 20 chances in five games; the four doubles tied Clemson's ACC Tournament record...named the Clemson Regional MVP along with earning All-Tournament honors after going 5-for-9 with a double, two homers, seven RBIs, and four stolen bases in three games...was 9-for-26 (.346) with nine runs scored, two doubles, four homers, 12 RBIs, an .885 slugging percentage, four walks, two hit-by-pitches, a .455 on-base percentage, and five steals in five attempts in eight NCAA Tournament starts; also did not commit an error in 37 chances in the field...in 13 postseason starts, he was 17-for-47 (.362) with six doubles, a triple, five homers, an .851 slugging percentage, eight walks, two hit-by-pitches, a .466 on-base percentage, 16 RBIs, and six steals in six attempts along with no errors in 57 chances in the field...did not commit an error in the last 17 games (78 chances)...missed five games in late February due to a strained hamstring...had an RBI single in his only at-bat before leaving with a hamstring injury in the first game of a doubleheader against James Madison on Feb. 17...went 3-for-4 with a double at #9 South Carolina on Mar. 4...went 3-for-4 with a double and two runs scored against #9 South Carolina on Mar. 5; he went 6-for-8 with two doubles in the home-and-home series against the Gamecocks...went 3-for-4 with a double and two runs scored against #25 Kansas on Mar. 10...went 2-for-4 with two doubles and two RBIs against Gardner-Webb on Mar. 15...drove in three runs, including one on a double that tied the score in the ninth inning at #19 Georgia on Mar. 28...hit a key two-run homer at #11 Miami (FL) on Mar. 31...went 2-for-4 with a two-run homer against Maryland on Apr. 9...hit a double and triple against #23 Winthrop on Apr. 18...went 3-for-4 with an RBI in the second game of a doubleheader at Boston College on Apr. 22...went 3-for-4 with two runs scored and a double in the second game of



a doubleheader at Duke on May 8...went 2-for-4 with two RBIs and a stolen base at Duke on May 9...went 3-for-4 with two RBIs against #13 Florida State on May 12...went 2-for-4 with a double, home run, and two RBIs against #13 Florida State on May 14; he was 7-for-12 (.583) in the three-game series...went 3-for-3 with a double, triple, and walk against Wake Forest in the ACC Tournament on May 24...went 3-for-5 with a double, homer, three runs scored, and three RBIs in the second game of a doubleheader against #7 Georgia Tech in the ACC Tournament on May 27...went 2-for-4 with two home runs and four RBIs against Elon in the Clemson Regional on Jun. 3; he and Andy D'Alessio became the first pair of Tigers in recorded history to hit back-to-back homers twice in one game...went 2-for-3 with a double, three RBIs, and two stolen bases against Mississippi State in the Clemson Regional on Jun. 4...went 1-for-2 with a solo homer, three runs scored, a hit-by-pitch, a sacrifice bunt, and a stolen base against #14 Oral Roberts in the Clemson Super Regional on Jun. 9...went 2-for-3 with a homer and four RBIs, including a three-run homer in the fourth inning and a run-scoring single in the eighth inning, against #14 Oral Roberts in the Clemson Super Regional on Jun. 10...played for Falmouth in the Cape Cod League in the summer, where he hit .275 with six doubles, three homers, and 14 RBIs in 34 games...preseason first-team All-American by **Collegiate Baseball**...preseason second-team All-American by **Collegiate Baseball**...preseason first-team All-ACC by **Baseball America** and **SEBaseball.com**...#23 sophomore in the nation in the preseason and #1 defensive second baseman in the ACC by **Baseball America**.

2005: One of the most-heralded freshmen in Clemson history...second-team All-American by **Collegiate Baseball**, becoming the first Tiger freshman to be named to an All-America first, second, or third team in history...first-team freshman All-American by **Baseball America** and freshman All-American by **Collegiate Baseball**...First-Team All-ACC selection, the first Clemson freshman named to the first team since 1997 (Ryan Mottl) and the first freshman position player since 1991 (Billy McMillon)...second-team All-Atlantic Region by ABCA...first-team All-ACC pick by **SEBaseball.com**...hit .343 with 64 runs scored, 94 hits, 28 doubles, four triples, 10 homers, and 63 RBIs in 66 starts, all at second base...led the team in runs scored, hits, doubles, and triples...his 28 doubles were the most by a Tiger freshman in history and the third-most in school history among all classes...the 28 doubles were the most in the ACC and the second-most in the nation...had 42 extra-base hits, seventh-most in Clemson history and the most by a freshman in school history...had a 12-game hitting streak in May...only struck out 25 times in 274 at-bats...had eight sacrifice bunts, tied for 10th-most in a season in Clemson history...the predominant #3 batter in the order...had a .974 fielding percentage, committing just nine errors in 340 chances...hit a team-best .391 with 14 doubles, six homers, and 30 RBIs in 30 ACC regular-season games...was 3-for-4 with eight RBIs with the bases loaded...hit .396 with runners in scoring position...hit a team-best .356 with 17 doubles in 35 day games...had a team-high 29 multi-hit games and 14 multi-RBI games...hit safely in 51 of the 66 games...hit .435 in February and .403 in May, both team-bests...went 2-for-4 with a double and stolen base against West Virginia at Myrtle Beach, SC on Feb. 18...had two hits, including a double, and two stolen bases against Coastal Carolina at Myrtle Beach, SC on Feb. 19...hit two doubles and scored the game-winning run in the ninth inning against #18 California-Irvine on Feb. 26...went 2-for-2 with a double and two RBIs against #18 California-Irvine on Feb. 27...went 3-for-4 with a double at Auburn on Mar. 5...was 2-for-6 with a double and three RBIs at Auburn on Mar. 6...went 2-for-5 with two runs scored and his first career homer at #4 South Carolina on Mar. 13...had two of Clemson's three hits, stole a base, and had seven assists and two putouts without an error against #9 North Carolina on Mar. 18...hit a double, a homer, and drove in two runs against #9 North Carolina on Mar. 19...went 3-for-5 with three runs scored, two doubles, and four RBIs at Maryland on Mar. 25...went 2-for-4 with two runs scored, a homer, and three RBIs in the second game of a doubleheader at Maryland on Mar. 26...hit a two-run homer and totaled three RBIs in just two at-bats against #25 Coastal Carolina on Mar. 29...went 3-for-5 with a two-run single in the second game of a doubleheader at #6 Florida State on Apr. 3...went 3-for-5 with two runs scored, an RBI, and two doubles at Georgia on Apr. 5...went 2-for-4 with a towering homer and three RBIs against Duke on Apr. 9...went 2-for-5 with a three-run homer and five RBIs against #4 South Carolina on Apr. 13...went 3-for-5 with a double and an RBI against Virginia on Apr. 15...went 3-for-4 with a double and three RBIs against Western Carolina on Apr. 19...went 5-for-5 with three homers, a triple, eight RBIs, and five runs scored at N.C. State on Apr. 23; he hit two three-run homers

and a solo shot, as they came on three-straight pitches; he became the 11th Tiger in history to hit three homers in a game; his 16 total bases broke the Clemson record of 15 that lasted for nearly 43 years; named ACC Player-of-the-Week thanks in part to that performance...had two hits, including a walkoff, two-run single with two outs in the ninth inning in Clemson's 6-5 win against #6 Georgia Tech on Apr. 30...went 3-for-5 with a double against #6 Georgia Tech on May 1...went 4-for-6 at Wake Forest on May 14...went 3-for-5 with two doubles and two runs scored at Wake Forest on May 15...hit a school-record-tying three doubles and was robbed of another on a diving catch at the fence against #4 Miami (FL) on May 21...was 2-for-4 with a home run against #18 N.C. State in the ACC Tournament on May 27...invited to the USA National Team trials in June...#2 newcomer in the ACC and #17 freshman in the nation in the pre-season by **Baseball America**.

BEFORE CLEMSON: Lettered five times in baseball at Travelers Rest High School, where he was coached by Brian McKittrick...set the state record for career home runs (52); actually broke the old record of 34 during his junior season..."Mr. Baseball" in South Carolina as a senior...all-state selection as a freshman, sophomore, junior, and senior.

PERSONAL: Three-time member of the ACC Academic Honor Roll...majoring in sport management...born Taylor Kent Harbin on Feb. 13, 1986 in Greenville, SC.

Harbin's Overall Stats

Year	AVG	G-GS	AB	R	H	2B	3B	HR	RBI	TB	BB	HBP	SF	OB%	SB
2005	.343	66-66	274	64	94	28	4	10	63	160	12	1	3	.369	4-7
2006	.319	64-64	254	54	81	20	2	9	47	132	15	4	4	.361	13-14
2007	.296	64-63	253	42	75	19	1	11	62	129	14	7	6	.343	14-18
Total	.320	194-193	781	160	250	67	7	30	172	421	41	12	13	.358	31-39

Harbin's ACC Regular-Season Stats

Year	AVG	G-GS	AB	R	H	2B	3B	HR	RBI	TB	BB	HBP	SF	OB%	SB
2005	.391	30-30	128	33	50	14	1	6	30	84	4	1	0	.414	1-3
2006	.328	30-30	122	22	40	6	0	3	20	55	6	2	1	.366	5-5
2007	.266	30-29	109	19	29	8	0	6	24	55	8	5	3	.336	6-9
Total	.331	90-89	359	74	119	28	1	15	74	194	18	8	4	.373	12-17

Harbin's ACC Tournament Stats

Year	AVG	G-GS	AB	R	H	2B	3B	HR	RBI	TB	BB	HBP	SF	OB%	SB
2005	.333	4-4	15	2	5	0	0	1	3	8	1	0	0	.375	0-0
2006	.381	5-5	21	6	8	4	1	1	4	17	4	0	0	.480	1-1
2007	.231	3-3	13	2	3	1	0	0	0	4	0	0	0	.231	0-0
Total	.327	12-12	49	10	16	5	1	2	7	29	5	0	0	.389	1-1

Harbin's NCAA Tournament Stats

Year	AVG	G-GS	AB	R	H	2B	3B	HR	RBI	TB	BB	HBP	SF	OB%	SB
2005	.167	6-6	24	3	4	0	1	0	3	6	0	0	1	.160	0-0
2006	.346	8-8	26	9	9	2	0	4	12	23	4	2	1	.455	5-5
2007	.381	5-5	21	5	8	0	0	2	7	14	0	0	2	.348	1-1
Total	.296	19-19	71	17	21	2	1	6	22	43	4	2	4	.333	6-6



#45 Ryan Hinson

LHP • L-L • 6-2 • 220 • So. • 1VL
Rock Hill, SC • Northwestern High School

Aggressive lefthander who challenges hitters...has a 10-2 record and 3.04 ERA in 38 career appearances (15 starts)...in 112.2 innings pitched, he has yielded 96 hits (.234 opponents' batting average) and 57 walks with 91 strikeouts...has allowed more than two earned runs in just two of his 38 career appearances and one of his 15 career starts.

2007: Has a 6-2 record and 2.74 ERA in 19 appearances (14 starts)...in 82.0 innings pitched, he allowed 72 hits (.240 opponents' batting average) and 39 walks with 60 strikeouts...fifth in the ACC in ERA and sixth in the ACC in opponents' batting average...was in the weekend rotation during most of the season before moving to the bullpen during the last month...allowed just three home runs and eight steals in 15 attempts...had a team-high three pickoffs...had a 5-2 record, 3.02 ERA, and .231 opponents' batting average in ACC regular-season games...had a 1-0 record, 2.53 ERA, and .189 opponents' batting average in 10.2 innings pitched in the postseason...had a 5-0 record, team-best 2.03 ERA, team-best .206 opponents' batting average, and did not allow a home run in 44.1 innings pitched against NCAA Tournament teams...had a 2.14 ERA



and .164 opponents' batting average in 21.0 innings pitched against top-25 ranked teams...held lefthanded batters to a .158 batting average...had a team-best .189 opponents' batting average with runners on base...held opponents to a .154 batting average with runners on base and two outs, and a .156 batting average with runners in scoring position and two outs...held opponents to 0-for-5 with the bases loaded...had a team-best .176 opponents' batting average with two outs...had a 4-2 record and team-best 2.55 ERA as a starter...allowed more than two earned runs in just one of his 19 appearances...did not allow any of his six inherited runners to score...pitched 5.0 innings in a starting role, allowing no earned runs and one walk with four strikeouts in the first game of a doubleheader against Pacific on Feb. 24...pitched 6.0 innings in a starting role, allowing four hits, one run, and one walk with five strikeouts at #4 South Carolina on Mar. 4...pitched 6.1 innings in a starting role, allowing five hits, two runs, and one walk with three strikeouts to earn the win against Duke on Mar. 17...pitched 6.0 innings in a starting role, allowing three hits, one run, and two walks with six strikeouts to earn the win against Miami (FL) on Mar. 31...pitched 7.0 innings in a starting role, allowing nine hits, two runs, and no walks with eight strikeouts to earn the win at Wake Forest on Apr. 15...pitched 6.1 innings in a starting role, allowing one hit, no runs, and five walks with five strikeouts to earn the win against #6 Virginia on Apr. 22; the one hit came in the seventh inning...pitched 2.0 innings in relief, allowing one hit and no runs with two strikeouts to earn the win at N.C. State on May 19...pitched 6.1 innings in a starting role, allowing just four hits and one run against Wake Forest in the ACC Tournament on May 25...pitched 1.2 innings in relief, allowing one hit and no runs to earn the win at #10 Coastal Carolina in the Myrtle Beach Regional on Jun. 3; he entered the game with the bases loaded and one out in the sixth inning and kept the score tied by retiring both batters he faced in the frame.

2006: Had a 4-0 record and 3.82 ERA in 19 appearances (one start)...in 30.2 innings pitched, he allowed 24 hits (.216 opponents' batting average) and 18 walks with 31 strikeouts...only allowed two steals in five attempts...only allowed more than one run in two of his 19 appearances...held righthanded batters to a team-best .175 batting average...had a 2-0 record, 2.03 ERA, and team-best .156 opponents' batting average in nine relief appearances (13.1 innings pitched) at home...held opponents to a team-best .160 batting average with runners in scoring position...held leadoff batters to a team-best .125 batting average...had a .204 opponents' batting average with runners on base...struggled against Georgia Tech, allowing nine hits, eight runs, and eight walks with six strikeouts in 7.0 innings pitched over four relief appearances, but in all other appearances, he was outstanding; in the other 23.2 innings pitched, he allowed just 15 hits, five earned runs (1.90 ERA), and 10 walks with 25 strikeouts...in 18.2 innings pitched after the sixth inning, he had an 0.96 ERA and .131 opponents' batting average...pitched a perfect inning in relief in the second game of a doubleheader against Mercer on Feb. 26...pitched 5.0 innings in relief to earn the victory, allowing two hits (both with two outs in the ninth inning), one run, and two walks with six strikeouts against Elon on Mar. 21...pitched a perfect inning with two strikeouts at #11 Miami (FL) on Apr. 2...in his first career start, he pitched 5.0 innings, allowing six hits, one run, and three walks with seven strikeouts at #1 South Carolina on Apr. 5...earned the win in relief at #10 Georgia Tech on Apr. 14...pitched 3.0 scoreless innings, allowing one hit and no walks with a strikeout to pick up his first career save in the second game of a doubleheader at Boston College on Apr. 22...pitched 2.2 innings in relief, allowing one hit, no runs, and no walks with two strikeouts to earn the win against #13 Florida State on May 13...pitched a perfect inning in relief with two strikeouts against #22 Wake Forest on May 20...pitched 2.0 scoreless innings in relief, allowing one hit to earn the win against #4 Georgia Tech in the College World Series on Jun. 16.

BEFORE CLEMSON: Named Region Player-of-the-Year as a senior at Northwestern High School...MVP of the North Carolina vs. South Carolina All-Star game played at Myrtle Beach, SC as a senior...all-region selection three times...Upperstate Player-of-the-Year as a junior and senior...earned team MVP honors twice...had a 10-0 record and 0.37 ERA as a senior...drafted in the 28th round (#858 overall pick) by the Boston Red Sox...member of the South Carolina Select team...played in the CABA World Series and Select Games, where he was the team MVP...lettered five times in baseball at Northwestern High, where he was coached by Mitch Walters.

PERSONAL: Majoring in sport management...born Ryan Marshall Hinson on May 12, 1987 in Rock Hill, SC.

Hinson's Overall Stats

Year	ERA	W-L	G-GS	CG	SHO	SV	IP	H	R	ER	BB	SO
2006	3.82	4-0	19-1	0	0	1	30.2	24	14	13	18	31
2007	2.74	6-2	19-14	0	0	0	82.0	72	33	25	39	60
Total	3.04	10-2	38-15	0	0	1	112.2	96	47	38	57	91

Hinson's ACC Regular-Season Stats

Year	ERA	W-L	G-GS	CG	SHO	SV	IP	H	R	ER	BB	SO
2006	3.95	2-0	9-0	0	0	1	13.2	8	6	6	5	13
2007	3.02	5-2	10-8	0	0	0	47.2	40	22	16	25	35
Total	3.23	7-2	19-8	0	0	1	61.1	48	28	22	30	48

Hinson's ACC Tournament Stats

Year	ERA	W-L	G-GS	CG	SHO	SV	IP	H	R	ER	BB	SO
2006	18.00	0-0	1-0	0	0	0	1.0	3	2	2	3	0
2007	1.42	0-0	1-1	0	0	0	6.1	4	1	1	3	1
Total	3.68	0-0	2-1	0	0	0	7.2	7	3	3	6	1

Hinson's NCAA Tournament Stats

Year	ERA	W-L	G-GS	CG	SHO	SV	IP	H	R	ER	BB	SO
2006	7.71	1-0	3-0	0	0	0	2.1	1	2	2	2	1
2007	4.15	1-0	2-0	0	0	0	4.1	3	2	2	2	2
Total	5.40	2-0	5-0	0	0	0	6.2	4	4	4	4	3



#30 Doug Hogan

C • R-R • 6-3 • 210 • *Jr. • 2VL
Columbia, SC • Irmo High School

Has good power and speed...took the reigns over at catcher after the departure of Adrian Casanova, who started in 2005 and 2006...quiet by nature, but leads by example...has improved defensively every year he has been at Clemson...a career .314 hitter with 16 doubles, three triples, 14 homers, and 53 RBIs in 109 games (65 starts)...ended the 2007 season on a 15-game hitting streak, therefore he will take that streak into the 2008 season...has committed just five errors, three of which were on catcher's interference.

2007: Drafted in the 16th round (#497 overall pick) by the Cleveland Indians...hit .350 with 44 runs scored, 15 doubles, three triples, 13 homers, 46 RBIs, a .607 slugging percentage, .410 on-base percentage, and nine steals in 63 games (62 starts, including 59 at catcher and three as the DH)...fifth in the ACC in home runs per game, sixth in the ACC in total bases per game, and sixth in the ACC in slugging percentage...led the team in total bases (142)...hit two game-winning homers in extra innings, the only two Tiger homers in extra innings during the season...grounded into just one double play...committed just five errors, three of which were on catcher's interference...hit .412 with seven doubles, a triple, eight homers, 25 RBIs, and a .478 on-base percentage in the last 26 games...hit seven doubles, a triple, and four homers with 17 RBIs in the last 14 games...struck out 59 times, therefore he hit .469 when he put the ball in play...hit .389 with the bases empty and .362 as the leadoff batter of an inning, both team-highs...was 11-11 in getting a runner at third base home with an RBI with less than two outs...hit .390 with a team-best .780 slugging percentage and .468 on-base percentage in non-ACC regular-season games...hit .433 in February and .600 in June...hit .385 with a .658 slugging percentage and .456 on-base percentage at home...hit .390 in day games...hit a team-best .385 against lefthanders...had 24 multi-hit games and 10 multi-RBI games...had a 13-game hitting streak in March and ended the season on a 15-game hitting streak; those were the two-longest hitting streaks by a Tiger during the season...named to the Myrtle Beach Regional All-Tournament team after going 7-for-13 (.538) with a double, triple, and two RBIs in three games; he had two hits in each of the three games...was 12-for-20 (.600) with four runs scored, two doubles, a triple, two homers, five RBIs, a 1.100 slugging percentage, and .636 on-base percentage in five NCAA Tournament games; the .600 batting average was the best by a Tiger in history in a single NCAA Tournament...went 3-for-5 with two solo homers and three RBIs against George Mason on Feb. 16...hit a two-run homer against High Point on Feb. 21...went 3-for-4 with a solo homer against Pacific on Feb. 23...went 2-for-4 with an RBI triple and steal in the second game of a doubleheader against Pacific on Feb. 24; he was 7-for-13 (.538) in the series...went 3-for-4 with a double and three runs scored against Western Carolina on Mar. 28...hit a three-run homer in the 10th inning in Clemson's 5-2



win at Virginia Tech on Apr. 8...went 1-for-2 with two walks and two stolen bases against #6 Virginia on Apr. 22...went 2-for-3 with three runs scored, a grand slam, and a solo homer against Elon on Apr. 24...led off the 11th inning with a walkoff home run against #19 Georgia Tech on Apr. 27...went 3-for-3 with two walks against #19 Georgia Tech on Apr. 29...named ACC Player-of-the-Week after he was 9-for-18 (.500) with six runs scored, three homers, six RBIs, five walks, and a hit-by-pitch in five games from Apr. 24-29...had two hits, including a double, and legged out an RBI fielder's choice in the ninth inning to stay out of a double play, as the go-ahead run scored on the play at #2 Florida State on May 12...went 2-for-5 with two doubles and two RBIs at #2 Florida State on May 13; he totaled five hits, including three doubles, in the series...hit a homer and drove in three runs against College of Charleston on May 15...went 3-for-5 with a double, homer, and three RBIs at N.C. State on May 19...went 2-for-4 with a triple and steal against Saint John's in the Myrtle Beach Regional on Jun. 1; he tripled with one out in the ninth inning and came around to score the tying run...went 3-for-5 with two RBIs at #10 Coastal Carolina in the Myrtle Beach Regional on Jun. 3...went 2-for-3 with a solo homer at #17 Mississippi State in the Starkville Super Regional on Jun. 8...went 3-for-4 with a double, homer, and two RBIs at #17 Mississippi State in the Starkville Super Regional on Jun. 9; he was 5-for-7 with two homers, a double, and three RBIs in the super regional.

2006: Hit .143 (4-for-28) with a double, homer, and six RBIs in 28 games (two starts, both at catcher)...came off the bench 26 times, third-most on the team...had 60 putouts and seven assists without committing an error or a passed ball...only allowed two steals in four attempts...was 2-for-6 against lefthanders and 2-for-6 with runners in scoring position...was 2-for-7 with a double, homer, and four RBIs against top-25 ranked teams...hit a two-run double in his only at-bat with the bases loaded...hit a pinch-hit, sacrifice fly in the second game of a doubleheader against Mercer on Feb. 26...came off the bench and went 1-for-2 against Gardner-Webb on Mar. 15...came off the bench and went 2-for-2 with a double, his first career homer, four RBIs, and a walk against #22 Wake Forest on May 18.

2005: Was 2-for-18 (.111) with an RBI in 18 games (one start at catcher)...had 27 putouts and three assists without an error...singled in his first career official at-bat against #18 California-Irvine on Feb. 27...hit a pinch-hit single against Virginia on Apr. 15...played for Florence in the Coastal Plain League in the summer, where he hit .221 in 136 at-bats (39 starts).

2004: Red-shirted...played for Florence in the Coastal Plain League in the summer, where he hit .271 with four homers and 32 RBIs in 43 starts.

BEFORE CLEMSON: All-state and all-region selection as a senior at Irmo High...sat out most of his junior season with a broken hand...earned All-Region III-AAAA honors as a sophomore...team defensive MVP as a sophomore...named to the All-Region III-AAAA basketball team as a junior...MVP of his basketball team as a junior...named to the Dairy Queen Classic All-Tournament team as a junior...led the team in scoring and charges taken as a junior...was the basketball team's most improved player as a sophomore...lettered three times in both baseball and basketball at Irmo High...coached by Ray Cannady.

PERSONAL: Member of the ACC Academic Honor Roll in 2005-06...brother of former Tiger righthander Patrick Hogan (2001-04), who had 18 career saves, third-most in Clemson history...his father (Mike) lettered in baseball at East Carolina (1973,74)...his grandfather (Leo Jenkins), who was chancellor at East Carolina from 1960-78, helped bring the Pirate athletic program into national prominence...his brother Matt played baseball at Lander...majoring in financial management...born Douglas Jenkins Hogan on Sept. 29, 1984 in Greenville, NC.

Hogan's Overall Stats

Year	AVG	G-GS	AB	R	H	2B	3B	HR	RBI	TB	BB	HBP	SF	OB%	SB
2005	.111	18-1	18	0	2	0	0	0	1	2	0	1	0	.158	0-0
2006	.143	28-2	28	3	4	1	0	1	6	8	1	0	1	.167	0-0
2007	.350	63-62	234	44	82	15	3	13	46	142	22	3	2	.410	9-15
Total	.314	109-65	280	47	88	16	3	14	53	152	23	4	3	.371	9-15

Hogan's ACC Regular-Season Stats

Year	AVG	G-GS	AB	R	H	2B	3B	HR	RBI	TB	BB	HBP	SF	OB%	SB
2005	.167	8-0	6	0	1	0	0	0	0	1	0	0	0	.167	0-0
2006	.167	13-0	12	2	2	1	0	1	4	6	1	0	0	.231	0-0
2007	.294	30-30	119	12	35	8	0	3	20	52	10	0	2	.344	4-8
Total	.277	51-30	137	14	38	9	0	4	24	59	11	0	2	.327	4-8

Hogan's ACC Tournament Stats

Year	AVG	G-GS	AB	R	H	2B	3B	HR	RBI	TB	BB	HBP	SF	OB%	SB
2006	----	1-0	0	0	0	0	0	0	0	0	0	0	0	----	0-0
2007	.231	3-3	13	2	3	1	0	0	2	4	1	0	0	.286	1-2
Total	.231	4-3	13	2	3	1	0	0	2	4	1	0	0	.286	1-2

Hogan's NCAA Tournament Stats

Year	AVG	G-GS	AB	R	H	2B	3B	HR	RBI	TB	BB	HBP	SF	OB%	SB
2006	.000	1-0	1	0	0	0	0	0	0	0	0	0	0	.000	0-0
2007	.600	5-5	20	4	12	2	1	2	5	22	1	1	0	.636	1-2
Total	.571	6-5	21	4	12	2	1	2	5	22	1	1	0	.609	1-2



#18 Addison Johnson

OF • L-L • 5-7 • 165 • Fr. • HS

Pfafftown, NC • North Forsyth Senior High School

Scrappy outfielder who became more comfortable as his freshman season progressed...has good speed and has made several diving catches in the outfield.

2007: Hit .286 with 35 runs scored, eight doubles, five triples, a homer, 23 RBIs, and eight steals in 61 games (58 starts, including 52 in left field and six

in centerfield)...started the first 31 games and the last 22 games of the season...led the team in triples...fifth in the ACC in triples per game...had six sacrifice bunts and a team-tying-high five bunt singles...had 25 walks against 32 strikeouts...hit .309 in ACC regular-season games...hit .348 at either the #7, #8, or #9 spot in the lineup...hit .333 in night games...had 19 multi-hit games...hit .308 with runners on base and .306 with runners in scoring position...reached base 45.9 percent of the time and had a .340 batting average as a leadoff batter in an inning...had 12 two-out RBIs amongst his 23 total RBIs...hit .350 in April, .305 in May, and .471 in June...hit .368 in neutral-site games...had a team-high five outfield assists...was 8-for-17 (.471) with a double, triple, three RBIs, and a .571 on-base percentage in five NCAA Tournament games...hit .393 with a .500 on-base percentage in the postseason...hit a single in his first career plate appearance and scored two runs against George Mason on Feb. 16...singled in the 11th inning and came around to score the winning run in the first game of a doubleheader against Pacific on Feb. 24...went 2-for-4 with two RBIs against Memphis on Mar. 11...went 2-for-3 with his first career homer against Duke on Mar. 17...had two hits and an RBI against Duke on Mar. 18; he was 6-for-11 (.545) in the series...went 3-for-4 with a double and two RBIs against Miami (FL) on Apr. 1...went 3-for-4 with two RBIs, including a walkoff double in the ninth inning against Georgia on Apr. 4...went 2-for-3 with a triple and two runs scored at Wake Forest on Apr. 13; he was playing just miles from his hometown of Pfafftown, NC...after not starting the previous five games due to a finger injury, he went 2-for-3 with two runs scored, a triple, and walk in a start against #19 Georgia Tech on Apr. 28...went 2-for-3 with a walk and two RBIs against Boston College on May 5...went 3-for-5 at #2 Florida State on May 11...went 2-for-3 with an RBI against #3 Florida State in the ACC Tournament on May 26...went 3-for-4 against Saint John's in the Myrtle Beach Regional on Jun. 1...went 2-for-3 with a triple and two runs scored at #17 Mississippi State in the Starkville Super Regional on Jun. 9; he was 3-for-5 with two walks and a hit-by-pitch in the super regional.

BEFORE CLEMSON: First-team all-state as a senior at North Forsyth Senior High School...#60 prospect in the nation by **Baseball America** and #167 prospect by **Perfect Game**...#7 prospect in North Carolina by **Perfect Game**...North Carolina's MVP of the North Carolina/South Carolina All-Star game...member



of the East Coast Professional Showcase...all-state and all-conference as a junior...hit .388 with seven doubles, three triples, and five homers along with a 3-0 record and 47 strikeouts in 23.0 innings pitched as a junior...high school teammate of fellow Tiger D.J. Mitchell...lettered four times in baseball at North Forsyth Senior High, where he was coached by Jamie Lowe.

PERSONAL: Major is undeclared...born Addison Lee Johnson on Dec. 26, 1987 in Winston-Salem, NC.

Johnson's Overall Stats

Year	AVG	G-GS	AB	R	H	2B	3B	HR	RBI	TB	BB	HBP	SF	OB%	SB
2007	.286	61-58	217	35	62	8	5	1	23	83	25	2	0	.365	8-11

Johnson's ACC Regular-Season Stats

Year	AVG	G-GS	AB	R	H	2B	3B	HR	RBI	TB	BB	HBP	SF	OB%	SB
2007	.309	28-26	94	15	29	3	3	1	10	41	9	0	0	.369	4-6

Johnson's ACC Tournament Stats

Year	AVG	G-GS	AB	R	H	2B	3B	HR	RBI	TB	BB	HBP	SF	OB%	SB
2007	.273	3-3	11	1	3	0	0	0	1	3	2	0	0	.385	0-0

Johnson's NCAA Tournament Stats

Year	AVG	G-GS	AB	R	H	2B	3B	HR	RBI	TB	BB	HBP	SF	OB%	SB
2007	.471	5-5	17	3	8	1	1	0	3	11	3	1	0	.571	1-1



#47 David Kopp

RHP • R-R • 6-3 • 205 • Jr. • 2VL
Margate, FL • Coral Springs High School

Talented righthander who was used as both a long reliever and spot starter each of his first two seasons, but was used as a weekend starter during most of the 2007 season...changed speeds well thanks to a good changeup...worked fast on the mound...had a 16-8 record and 4.18 ERA in 60 career appearances (32 starts)...in 228.1 innings pitched, he allowed 233

hits (.268 opponents' batting average) and 76 walks with 167 strikeouts.

2007: Drafted in the second round (#71 overall pick) by the Saint Louis Cardinals and signed in June...had a 6-3 record and 3.79 ERA in 18 starts (99.2 innings pitched)...the 18 starts were tied for seventh-most in Clemson history...tied for first in the ACC in starts...led the team in starts and innings pitched, and had the only complete game by a Tiger...only Tiger to start every game he appeared in on the mound...allowed 108 hits (.276 opponents' batting average) and 29 walks with 75 strikeouts...had a 3-0 record and 3.54 ERA in nine ACC regular-season starts...threw 148 groundball outs compared to just 58 flyball outs...pitched at least 5.0 innings in 16 of his 18 starts...had a 2.92 ERA in 49.1 innings pitched at home...had a 2.76 ERA in 29.1 innings pitched in night games...did not allow an earned run in 10.0 innings pitched in February and had a 2.64 ERA in April...named to the All-ACC Tournament team as one of only two pitchers after pitching a complete game against #3 Florida State...pitched 5.0 innings in a starting role, allowing four hits, no runs, and one walk with five strikeouts against George Mason on Feb. 17...pitched 5.0 innings in a starting role, allowing no earned runs with six strikeouts to pick up the win in the second game of a doubleheader against Pacific on Feb. 24...pitched 5.0 innings in a starting role, allowing two hits and no runs with four strikeouts to earn the win against Georgia Southern on Mar. 14...pitched 7.0 innings in a starting role, allowing six hits, no runs, and no walks with five strikeouts to earn the win at Maryland on Mar. 25...pitched 7.0 innings in a starting role, allowing five hits, two runs, and one walk with six strikeouts to earn the win at Virginia Tech on Apr. 7...pitched 7.0 innings in a starting role, allowing two hits, no runs, and two walks with five strikeouts against #6 Virginia on Apr. 21...pitched 6.0 innings in a starting role, allowing six hits, one earned run, and one walk with four strikeouts to earn the win against #19 Georgia Tech on Apr. 28...pitched a complete game to earn the win against #3 Florida State in the ACC Tournament on May 26; he allowed just six hits, one unearned run, and no walks with seven strikeouts in his first career complete game against the nation's best hitting team; he was a reason Florida State's Bryan Henry, the national leader in wins entering the tourney, suffered his first loss of the season in 15 decisions.

2006: All-ACC Academic team member...had a 6-2 record and 4.32 ERA in 20 appearances (seven starts)...in 58.1 innings pitched, he allowed 59 hits and 21 walks with 46 strikeouts...earned the victory in relief in both the Clemson

Regional and Clemson Super Regional championship-clinching wins...had a team-best 1.23 ERA and .222 opponents' batting average in seven ACC regular-season appearances (22.0 innings pitched)...held opponents to a .221 batting average with two outs...threw 84 groundball outs compared to 34 flyball outs...only allowed three of his 17 inherited baserunners to score...had a 2.63 ERA in 27.1 innings pitched in April...had a 3-1 record and 3.51 ERA in 13 relief appearances...had a 3-1 record and 2.37 ERA in 11 appearances in day games...pitched 3.0 innings in a starting role to earn the win against Gardner-Webb on Mar. 15; he allowed just one hit with four strikeouts...pitched 2.0 scoreless innings in relief with two strikeouts at #11 Miami (FL) on Apr. 1; he made the appearance at the field that was less than an hour's drive from his hometown...pitched 6.0 innings in a starting role, allowing five hits and one run to earn the win against #7 South Carolina on Apr. 12...pitched 6.1 innings in relief, allowing two hits, no runs, and two walks with eight strikeouts in the first game of a doubleheader at Boston College on Apr. 22...in his first career ACC regular-season start, he pitched 6.0 innings, allowing seven hits, two runs, and four walks with six strikeouts to earn the win against Virginia Tech on Apr. 30...pitched 2.0 innings in relief, allowing one hit, no runs, and no walks with two strikeouts at Duke on May 9...pitched 3.1 innings in relief, allowing two hits and no runs against #13 Florida State on May 13...earned the win in relief in the second game of a doubleheader against #7 Georgia Tech in the ACC Tournament on May 27...pitched 1.1 innings in relief to earn the win against Mississippi State in the Clemson Regional on Jun. 4...faced only one batter, but got that batter to ground into a double play against #14 Oral Roberts in the Clemson Super Regional on Jun. 9...pitched the final 2.2 innings, allowing one hit, no runs, and no walks to earn the win against #14 Oral Roberts in the Clemson Super Regional on Jun. 10...played for Falmouth in the Cape Cod League in the summer, where he was 2-3 with a 2.31 ERA in 35.0 innings pitched over nine appearances (six starts); he also allowed 34 hits and nine walks with 22 strikeouts...#16 sophomore in the nation in the preseason and #4 prospect in the ACC for the 2007 draft by **Baseball America**.

2005: Had a 4-3 record and 4.61 ERA along with a save in 22 appearances (seven starts)...allowed 66 hits and 26 walks with 46 strikeouts in 70.1 innings pitched; the 70.1 innings pitched were the most by a Tiger freshman since Jarrod Schmidt pitched 92.1 innings in 2000...allowed only four home runs and three stolen bases in eight attempts...had a 3.86 ERA and did not allow a homer in 16.1 innings pitched during ACC regular-season games...held opponents to a .192 batting average with two outs...Clemson was 6-1 in his seven starts...in 2.1 innings pitched in relief, he allowed one hit and one run while striking out four against Coastal Carolina at Myrtle Beach, SC on Feb. 19...in his first career start on the road, he earned the win at Old Dominion on Mar. 22 by pitching 7.0 innings, allowing just two hits, no runs, and one walk while striking out two...earned the win in a starting role against #25 Coastal Carolina on Mar. 29; he allowed six hits, two runs, and one walk with five strikeouts against #25 Coastal Carolina on Mar. 29...suffered a tough loss in the first game of a doubleheader at #6 Florida State on Apr. 3 despite allowing just two runs, five hits, and one walk while striking out four in 6.0 innings pitched in relief...allowed three runs on four hits in 5.0 innings pitched in a starting role at #8 South Carolina on Apr. 20...allowed four hits with seven strikeouts in 6.0 innings pitched in a starting role to earn the win against Elon on Apr. 26...pitched 3.0 scoreless innings in relief with four strikeouts against no walks against #6 Georgia Tech on Apr. 30...earned the win in 6.0 innings of work in a starting role against #20 College of Charleston on May 17...earned his first career save by pitching 2.0 perfect innings against #4 Miami (FL) on May 21...pitched 5.2 innings in relief against Virginia in the ACC Tournament on May 28; he allowed two hits and no earned runs...#9 freshman in the nation in the preseason by **Baseball America**.

BEFORE CLEMSON: Lettered four times in baseball at Coral Springs High School, where he was coached by Frank Bumbales...First-Team **Sun-Sentinel** and **Miami Herald** All-County team selection.

PERSONAL: Two-time member of the ACC Academic Honor Roll...majoring in sport management...born David Justin Kopp on Oct. 22, 1985 in Coral Springs, FL.



Kopp's Overall Stats

Year	ERA	W-L	G-GS	CG	SHO	SV	IP	H	R	ER	BB	SO
2005	4.61	4-3	22-7	0	0	1	70.1	66	43	36	26	46
2006	4.32	6-2	20-7	0	0	0	58.1	59	33	28	21	46
2007	3.79	6-3	18-18	1	0	0	99.2	108	55	42	29	75
Total	4.18	16-8	60-32	1	0	1	228.1	233	131	106	76	167

Kopp's ACC Regular-Season Stats

Year	ERA	W-L	G-GS	CG	SHO	SV	IP	H	R	ER	BB	SO
2005	3.86	0-1	7-0	0	0	1	16.1	15	9	7	6	13
2006	1.23	1-0	7-1	0	0	0	22.0	16	3	3	9	20
2007	3.54	3-0	9-9	0	0	0	53.1	58	26	21	16	42
Total	3.04	4-1	23-10	0	0	1	91.2	89	38	31	31	75

Kopp's ACC Tournament Stats

Year	ERA	W-L	G-GS	CG	SHO	SV	IP	H	R	ER	BB	SO
2005	0.00	0-0	1-0	0	0	0	5.2	2	1	0	3	2
2006	23.63	1-0	1-0	0	0	0	2.2	6	7	7	1	4
2007	0.00	1-0	1-1	1	0	0	9.0	6	1	0	0	7
Total	3.63	2-0	3-1	1	0	0	17.1	14	9	7	4	13

Kopp's NCAA Tournament Stats

Year	ERA	W-L	G-GS	CG	SHO	SV	IP	H	R	ER	BB	SO
2005	9.00	0-0	2-0	0	0	0	4.0	6	4	4	2	2
2006	3.18	2-1	4-0	0	0	0	5.2	4	2	2	2	1
2007	8.10	0-1	2-2	0	0	0	6.2	14	11	6	2	2
Total	6.61	2-2	8-2	0	0	0	16.1	24	17	12	6	5

Lee's Overall Stats

Year	AVG	G-GS	AB	R	H	2B	3B	HR	RBI	TB	BB	HBP	SF	OB%	SB
2007	.288	37-9	52	12	15	2	0	0	6	17	10	1	0	.413	1-2

Lee's ACC Regular-Season Stats

Year	AVG	G-GS	AB	R	H	2B	3B	HR	RBI	TB	BB	HBP	SF	OB%	SB
2007	.286	18-4	21	4	6	2	0	0	2	8	5	0	0	.423	0-1

Lee's ACC Tournament Stats

Year	AVG	G-GS	AB	R	H	2B	3B	HR	RBI	TB	BB	HBP	SF	OB%	SB
2007	.400	3-1	5	2	2	0	0	0	1	2	2	0	0	.571	1-1

Lee's NCAA Tournament Stats

Year	AVG	G-GS	AB	R	H	2B	3B	HR	RBI	TB	BB	HBP	SF	OB%	SB
2007	.111	3-2	9	0	1	0	0	0	1	1	0	0	0	.111	0-0



#19 Alex Lee

OF • L-L • 6-1 • 175 • Fr. • HS
Blythewood, SC • Blythewood High School

Outfielder who has good speed...patiently waited his turn to start, and has made the most of his opportunities when given his chance.

2007: All-ACC Academic team member...hit .288 with 12 runs scored, two doubles, six RBIs, and a .413 on-base percentage in 37 games (nine starts, including six in left field, one in right field, and two as

the DH)...had 17 putouts without an error...had three sacrifice bunts and two bunt singles...reached 58.8 percent of the time as the leadoff batter of an inning...appeared in a team-high 28 games off the bench...had a .423 on-base percentage in ACC regular-season games...hit .353 with a .476 on-base percentage in non-ACC regular-season games...hit .318 in 28 games off the bench...was 4-for-8 (.500) with a .667 on-base percentage in neutral-site games...hit .350 in night games...hit .378 in Clemson wins and only .067 in Clemson losses...hit .343 with a .465 on-base percentage when playing in the outfield...was 3-for-9 (.333) against lefthanders...batted .333 with the bases empty...picked up his first career hit off the bench against Gardner-Webb on Mar. 27...came off the bench and hit a single with a run scored against Western Carolina on Mar. 28...hit a pinch-hit single and scored the tying run in the seventh inning at Virginia Tech on Apr. 8...came off the bench and went 1-for-2 with two runs scored, an RBI, and a walk against #5 South Carolina on Apr. 25...with Clemson down to its last out, no one on base, and trailing 2-0 in the 10th inning, he hit a two-strike single and later scored to start Clemson's rally, as the Tigers went on to win 3-2 in 11 innings against #19 Georgia Tech on Apr. 27...went 1-for-3 with a walk in his first career start in the second game of a doubleheader against Boston College on May 6...went 2-for-3 with a walk and hit-by-pitch against Wofford at Greenville, SC on May 8...came off the bench and hit a walkoff, suicide squeeze bunt in the 13th inning against #25 Miami (FL) in the ACC Tournament on May 23...played for Columbia in the Coastal Plain League in the summer, where he earned CPL Co-Hitter-of-the-Week honors on Jun. 25, as he totaled nine hits, four RBIs, and three stolen bases in six games.

BEFORE CLEMSON: All-state as a senior at Blythewood High School...South Carolina's MVP of the North Carolina/South Carolina All-Star game...#5 prospect in South Carolina by **Baseball America**...named Most Valuable Hitter at the CABA World Series in 2005...all-region selection three times...hit .488 with four homers, 33 RBIs, and 11 stolen bases as a junior at Ridge View High School...coached by Barry Mizzell.

PERSONAL: Member of the ACC Academic Honor Roll in 2006-07...both his father Paul and mother Jan graduated from Clemson...majoring in general engineering...born Alex Wimberk Lee on Oct. 2, 1987 in Greer, SC.



#40 Alex Martin

LHP • L-L • 6-2 • 190 • *So. • 1VL
Charlotte, NC • Providence Senior High School

Lefthander who is a set-up man and situational pitcher...has been effective when called upon throughout his career...has a 2-0 record, 4.81 ERA, and .253 opponents' batting average in 23 career relief appearances (24.1 innings pitched)...has allowed just one home run.

2007: Had a 6.00 ERA in nine relief appearances (6.0 innings pitched)...allowed just three hits (.150 opponents' batting average), all singles, with five strikeouts...held opponents to 1-for-11 (.091) with runners on base and 0-for-6 with two outs...held lefthanded batters to 0-for-7...did not allow any of his 11 inherited runners to score...had a 3.86 ERA in 2.1 innings pitched in games against top-25 ranked teams...had a 2.08 ERA and .071 opponents' batting average in April...allowed no hits and one run in 3.0 innings pitched over three relief appearances at home...pitched a scoreless inning in relief with a strikeout at Virginia Tech on Apr. 7...retired all five batters he faced in 1.2 innings pitched in relief with two strikeouts against #19 Georgia Tech on Apr. 28.

2006: Had a 2-0 record and 4.42 ERA in 14 relief appearances...in 18.1 innings pitched, he allowed 21 hits and eight walks with eight strikeouts...only allowed four of 14 inherited baserunners to score...held the leadoff batter to a .188 batting average...had a 2-0 record and 1.54 ERA in 11.2 innings pitched in March...pitched a perfect inning in relief with a strikeout in the second game of a doubleheader against Mercer on Feb. 26; it was his first career appearance...pitched a scoreless ninth inning against #25 Kansas on Mar. 10...earned his first career win against Elon on March 22; he pitched 3.1 scoreless innings in relief, allowing four hits and no walks...did not factor in the decision, but pitched 3.0 hitless and scoreless innings in relief with three strikeouts against #12 N.C. State on Mar. 24...earned the win in relief by pitching 4.0 innings, allowing two runs on three hits at #11 Miami (FL) on Mar. 31...pitched a scoreless and hitless inning in relief at Duke on May 9.

2005: Red-shirted...played for Florence in the Coastal Plain League in the summer, where he was 0-2 with a 5.13 ERA and a save in 26.1 innings pitched (14 relief appearances).

BEFORE CLEMSON: Lettered three times in baseball at Providence Senior High School, where he was coached by Danny Hignight.

PERSONAL: Two-time member of the ACC Academic Honor Roll...majoring in travel & tourism...born Alexander Miles Martin on Feb. 16, 1986 in Fort Lauderdale, FL.



Martin's Overall Stats

Year	ERA	W-L	G-GS	CG	SHO	SV	IP	H	R	ER	BB	SO
2006	4.42	2-0	14-0	0	0	0	18.1	21	10	9	8	8
2007	6.00	0-0	9-0	0	0	0	6.0	3	5	4	5	5
Total	4.81	2-0	23-0	0	0	0	24.1	24	15	13	13	13

Martin's ACC Regular-Season Stats

Year	ERA	W-L	G-GS	CG	SHO	SV	IP	H	R	ER	BB	SO
2006	4.35	1-0	8-0	0	0	0	10.1	8	6	5	7	5
2007	2.25	0-0	5-0	0	0	0	4.0	1	1	1	2	4
Total	3.77	1-0	13-0	0	0	0	14.1	9	7	6	9	9

Martin's ACC Tournament Stats

Year	ERA	W-L	G-GS	CG	SHO	SV	IP	H	R	ER	BB	SO
2007	27.00	0-0	1-0	0	0	0	0.1	0	1	1	0	0

Martin's NCAA Tournament Stats

Year	ERA	W-L	G-GS	CG	SHO	SV	IP	H	R	ER	BB	SO
2007	27.00	0-0	1-0	0	0	0	0.1	2	2	1	1	0



#9 D.J. Mitchell

OF/RHP • R-R • 6-1 • 165 • So. • 1VL
Rural Hall, NC • North Forsyth Senior High School

Versatile player who has great speed in the outfield and on the bases...a career .241 hitter with eight doubles, two homers, 24 RBIs, and 16 stolen bases in 93 games (52 starts)...used as a reliever and starter in 2007 after not pitching at all in 2006...throws a fastball in the low 90s with movement.

2007: Hit .208 with 19 runs scored, five doubles, two homers, 12 RBIs, and eight steals in 42 games (33 starts, including 16 in right field, 15 in centerfield, and two in left field)...totaled 13 walks against 19 strikeouts and seven sacrifice bunts...was 5-for-14 (.357) after the eighth inning...hit .303 in the #7 spot in the batting order...was 6-for-20 (.300) with runners on base and two outs...as a pitcher, he was 5-0 with a 3.27 ERA and .241 opponents' batting average in 15 appearances (seven starts)...in 52.1 innings pitched, he allowed 48 hits and 16 walks with 49 strikeouts, good for a 3.06 strikeout-to-walk ratio...allowed just one stolen base...had a 1-0 record, 3.38 ERA, and .239 opponents' batting average in six appearances (two starts) in ACC regular-season games...held lefthanded batters to a .181 batting average...had a 4-0 record as a starter, and Clemson was 7-0 in the games he started on the mound...had a 3-0 record and 2.39 ERA in 26.1 innings pitched in night games...held opponents to a team-best .105 batting average with runners in scoring position and two outs...had an 0.82 ERA in the first three innings and did not allow a run in 7.0 innings pitched after the seventh inning...held opponents to 0-for-4 with the bases loaded...had a 1.80 ERA in 15.0 innings pitched in April...had a 1-0 record and 2.70 ERA in 16.2 innings pitched during his eight relief appearances; he also struck out 19 against only four walks...had a 3-0 record and 2.39 ERA in 26.1 innings pitched in night games...pitched 2.0 perfect innings in relief in his first career outing against George Mason on Feb. 16...pitched 4.0 innings in relief, allowing three hits, one run, and two walks with six strikeouts to earn the win against High Point on Feb. 21...pitched a scoreless and hitless inning in relief against Memphis on Mar. 11...pitched the final 2.2 innings, allowing two hits, no runs, and no walks with four strikeouts against Duke on Mar. 17...hit his first career homer, an opposite-field, two-run shot, at Western Carolina on Mar. 20...pitched a perfect inning in relief with two strikeouts at Maryland on Mar. 25...went 2-for-2 with an RBI and stolen base against Gardner-Webb on Mar. 27...hit the game-tying RBI single, stole second, and scored the winning run in the ninth inning against Georgia on Apr. 4...went 3-for-4 with two doubles and a sacrifice bunt at Virginia Tech on Apr. 6...went 2-for-4 with two runs scored at Virginia Tech on Apr. 7; he was 5-for-10 with two walks and two sacrifice bunts in the series...pitched the final 2.0 innings, allowing no hits, no runs, and no walks with three strikeouts at Wake Forest on Apr. 13; he was pitching just miles from his hometown of Rural Hall, NC...went 2-for-3 with a two-run double and steal at Wake Forest on Apr. 14...pitched 2.1 innings in relief, allowing no earned runs with three strikeouts against #6 Virginia on Apr. 20...pitched 6.0 innings in a starting role, allowing four hits, one run, and three walks with six strikeouts to earn the win against #5 South Carolina on Apr. 25...struck out, but reached on a wild pitch and later scored with two outs on a passed ball to tie the score in the 10th inning, as

Clemson went on to win 3-2 in 11 innings against #19 Georgia Tech on Apr. 27...pitched 5.0 innings in a starting role, allowing five hits, no runs, and no walks with five strikeouts to earn the win against Wofford at Greenville, SC on May 8...went 2-for-4 with a double at #2 Florida State on May 11...pitched 6.0 innings in a starting role, allowing five hits, four earned runs, and five walks with five strikeouts to earn the win on his 20th birthday at #2 Florida State on May 13; he held down the nation's best hitting team, allowing just three hits and one earned run through the first six innings before Florida State scored three runs off him in the seventh inning...went 3-for-4 with a homer, two runs scored, and two RBIs against College of Charleston on May 15...pitched 5.0 innings in a starting role, allowing six hits, one run, and one walk with six strikeouts to earn the win at #10 Coastal Carolina in the Myrtle Beach Regional on Jun. 4.

2006: Hit .289 (26-for-90) with 20 runs scored, three doubles, 12 RBIs, and eight stolen bases in 51 games (19 starts, including 18 in right field and one in center)...Clemson was 16-3 in games he started...came off the bench 32 times, second-most on the team...hit .333 with a .406 on-base percentage in 23 ACC regular-season games...was 2-for-4 as a pinch-hitter...hit a team-best .304 in 32 games off the bench...hit .357 with runners in scoring position...hit .357 in neutral-site games...hit .340 with a .431 on-base percentage against top-25 ranked teams...hit .356 after the fifth inning and .391 after the seventh inning...was 6-for-32 (.188) against righthanders in his first 34 games, but was 11-for-28 (.393) against righties in his last 17 games...hit .311 with a .404 on-base percentage in 13 postseason starts...named to the All-ACC Tournament team after going 8-for-19 (.421) with five runs scored, a double, five RBIs, and two stolen bases in five games; he got the starting nod in all five games only because Travis Storrer suffered a foot injury prior to the tourney and was unavailable; he also started all three games of the Clemson Regional, both games of the Clemson Super Regional, and all three games in the College World Series...doubled in his first career plate appearance in the second game of a doubleheader against Mercer on Feb. 26...as a pinch-runner, he scored the eventual winning run in the eighth inning against #25 Kansas on Mar. 12...in his first career start, he went 1-for-3 with a diving catch in right field that saved at least one run against Elon on Mar. 21...executed a "fake fall down" play at second base that induced a throw from the catcher and allowed Andy D'Alessio to score a crucial insurance run from third base in the ninth inning at #11 Miami (FL) on Mar. 31; he was credited with a stolen base when he reached third base...singled in his only at-bat off the bench at #11 Miami (FL) on Apr. 2...off the bench, he had an infield single to score a run against Maryland on Apr. 9...hit a pinch-hit single at #10 Georgia Tech on Apr. 16...starting in centerfield for an injured Brad Chalk, he had a hit, scored two runs, and stole a base against Wofford on Apr. 26...came off the bench and had a single in the second game of a doubleheader at Duke on May 8...came off the bench and scored a run, and later hit a single in his only at-bat against #13 Florida State on May 14...came off the bench and scored three runs thanks to two walks and a hit-by-pitch against #22 Wake Forest on May 18...went 2-for-4 with two runs scored and three RBIs against Wake Forest in the ACC Tournament on May 24...went 2-for-4 with a stolen base in the first game of a doubleheader against #7 Georgia Tech in the ACC Tournament on May 27...went 3-for-5 with a double, two runs scored, and two RBIs in the second game of a doubleheader against #7 Georgia Tech in the ACC Tournament on May 27...went 3-for-4 with three RBIs and a stolen base against #14 Oral Roberts in the Clemson Super Regional on Jun. 9...played for Thomasville in the Coastal Plain League in the summer, where he hit .216 with 15 runs scored, six RBIs, and six stolen bases in 21 games (20 starts); he also had a 2.25 ERA with a save in 16.0 innings pitched over nine relief appearances, and allowed just 10 hits and eight walks with 16 strikeouts; he helped lead the team to the league title, as he earned the win in a starting role by allowing just one run on two hits with four strikeouts in 5.0 innings pitched in the championship game.

BEFORE CLEMSON: Three-time all-conference selection at North Forsyth Senior High School...played in the North Carolina East-West game as a senior...member of the Impact Showcase Select team...his team was 33-7 in conference play over four years and won the last three league titles...high school teammate of fellow Tiger Addison Johnson...lettered four times in baseball and two times in basketball at North Forsyth Senior High, where he was coached by Jamie Lowe.

PERSONAL: Majoring in pre-business...born William Douglas Mitchell, Jr. on May 13, 1987 in Winston-Salem, NC.



Mitchell's Overall Stats

Year	AVG	G-GS	AB	R	H	2B	3B	HR	RBI	TB	BB	HBP	SF	OB%	SB
2006	.289	51-19	90	20	26	3	0	0	12	29	9	3	1	.369	8-11
2007	.208	42-33	130	19	27	5	0	2	12	38	13	0	0	.280	8-11
Total	.241	93-52	220	39	53	8	0	2	24	67	22	3	1	.317	16-22

Year	ERA	W-L	G-GS	CG	SHO	SV	IP	H	R	ER	BB	SO
2007	3.27	5-0	15-7	0	0	0	52.1	48	23	19	16	49

Mitchell's ACC Regular-Season Stats

Year	AVG	G-GS	AB	R	H	2B	3B	HR	RBI	TB	BB	HBP	SF	OB%	SB
2006	.333	23-3	27	8	9	0	0	0	4	9	2	2	1	.406	1-3
2007	.192	22-18	73	7	14	4	0	0	4	18	4	0	0	.234	2-3
Total	.230	45-21	100	15	23	4	0	0	8	27	6	2	1	.284	3-6

Year	ERA	W-L	G-GS	CG	SHO	SV	IP	H	R	ER	BB	SO
2007	3.38	1-0	6-2	0	0	0	18.2	17	9	7	8	19

Mitchell's ACC Tournament Stats

Year	AVG	G-GS	AB	R	H	2B	3B	HR	RBI	TB	BB	HBP	SF	OB%	SB
2006	.421	5-5	19	5	8	1	0	0	5	9	3	0	0	.500	2-3
2007	.167	1-1	6	1	1	0	0	0	0	1	0	0	0	.167	0-0
Total	.360	6-6	25	6	9	1	0	0	5	10	3	0	0	.429	2-3

Mitchell's NCAA Tournament Stats

Year	AVG	G-GS	AB	R	H	2B	3B	HR	RBI	TB	BB	HBP	SF	OB%	SB
2006	.231	8-8	26	4	6	1	0	0	3	7	3	1	0	.333	3-3
2007	.000	2-2	8	0	0	0	0	0	0	0	0	0	0	.000	0-0
Total	.176	10-10	34	4	6	1	0	0	3	7	3	1	0	.263	3-3

Year	ERA	W-L	G-GS	CG	SHO	SV	IP	H	R	ER	BB	SO
2007	1.80	1-0	1-1	0	0	0	5.0	6	1	1	1	6



#29 Tim Morris

1B/OF • L-L • 6-3 • 220 • Fr. • HS
Villanova, PA • Radnor High School

Strong freshman first-baseman and outfielder who played as a true-freshman.

2007: Had one hit in 17 at-bats over 13 games (two starts, both as the DH)...Clemson was 2-0 in the games he started...had 21 putouts and did not commit an error...had his first career hit off the bench against Miami (FL) on Apr. 1.

BEFORE CLEMSON: All-state as a senior at Radnor High School...#9 prospect in Pennsylvania by **Perfect Game**...MVP of the Pennsylvania Legion East-West Game in 2005...First-Team All-Central League, First-Team All-Delaware County, and team MVP has a junior...**Main Line Times** Player-of-the-Year as a junior...hit .450 with five homers, 35 RBIs, and 10 stolen bases as a junior...lettered three times in baseball at Radnor High, where he was coached by Jason Sherlock.

PERSONAL: His father Bill played baseball at Dayton...majoring in pre-business...born Timothy John Morris on Dec. 11, 1987 in Philadelphia, PA.

Morris' Overall Stats

Year	AVG	G-GS	AB	R	H	2B	3B	HR	RBI	TB	BB	HBP	SF	OB%	SB
2007	.059	13-2	17	2	1	0	0	0	0	1	2	0	0	.158	0-0

Morris' ACC Regular-Season Stats

Year	AVG	G-GS	AB	R	H	2B	3B	HR	RBI	TB	BB	HBP	SF	OB%	SB
2007	.167	3-0	6	0	1	0	0	0	0	1	0	0	0	.167	0-0



#41 Daniel Moskowitz

LHP • R-L • 6-1 • 200 • Jr. • 2VL
Alta Loma, CA • Damien High School

Hard-throwing lefthander who stepped up to become the team's closer in 2006, but moved into the weekend rotation midway through 2007...had international experience, as he played for Team USA in the summer of 2006...had a 10-13 record, 3.25 ERA, and 16 saves in 81 appearances (10 starts) over three seasons...the 16 saves tied for fourth-most, his 81 appearances were fifth-most, and his 71 relief appearances were tied for sixth-

most in Clemson history...had a .268 opponents' batting average and allowed just seven homers with 147 strikeouts in 149.2 innings pitched...finished the game in each of his last 42 relief appearances...had 12 putouts and 27 assists without an error in his career.

2007: Drafted in the first round (#4 overall pick) by the Pittsburgh Pirates and signed in July; it tied for the second-highest selection in Clemson history...one of 50 semifinalists for the Golden Spikes Award...Second-Team All-ACC selection...All-ACC Academic team member...had a 3-6 record, 3.29 ERA, and six saves in 27 appearances (10 starts)...the 27 appearances were tied for 10th most in Clemson history...sixth in the ACC in strikeouts per nine innings pitched (8.85) and tied for eighth in the ACC in saves...in 79.1 innings pitched, he allowed 80 hits (.270 opponents' batting average) and 33 walks with 78 strikeouts...ninth in the ACC in ERA...allowed just five homers...had a 2.00 ERA and .213 opponents' batting average in 36.0 innings pitched at home...had a 1-4 record in his 10 starts thanks to little run support, but Clemson was 5-0 in his no-decisions, meaning the Tigers were 6-4 when he started on the mound...had a team-best 2.49 ERA, .211 opponents' batting average, and did not allow a homer in 21.2 innings pitched out of the bullpen...had a 1.57 ERA in 23.0 innings pitched in April...held opponents to 1-for-10 (.100) with no walks with the bases loaded...had a 1.26 ERA with a .152 opponents' batting average and 20 strikeouts in 14.1 innings pitched in the ninth inning...finished the game in all 17 of his relief appearances...had 10 putouts and 15 assists without an error...one of 106 pitchers on the Roger Clemens Award Watch List...pitched the final 1.2 innings, allowing no hits and no runs with two strikeouts to pick up the win against George Mason on Feb. 18...earned the win by pitching 3.0 innings in relief, allowing two hits and no runs in the first game of a doubleheader against Pacific on Feb. 24...pitched a perfect inning with two strikeouts to earn the save against Winthrop on Feb. 28...pitched 1.1 perfect innings with three strikeouts to record the save against #17 Coastal Carolina on Mar. 7...pitched a scoreless and hitless inning to record the save against Georgia Southern on Mar. 14...struck out two batters in 1.0 innings pitched to pick up the save against Duke on Mar. 16...pitched a perfect inning to record the save against Duke on Mar. 18...pitched a perfect inning to pick up the save against Miami (FL) on Mar. 31...made his first career start at Virginia Tech on Apr. 6; he allowed six hits, one run, and no walks with four strikeouts in 4.0 innings pitched...pitched 6.0 innings in a starting role, allowing six hits, one run, and one walk with seven strikeouts to pick up the win at Wake Forest on Apr. 13...pitched 3.2 innings in a starting role, allowing just one earned run with seven strikeouts against #6 Virginia on Apr. 20...pitched 6.1 innings in a starting role, allowing five hits, no runs, and two walks with eight strikeouts against #19 Georgia Tech on Apr. 27...pitched 7.1 innings in a starting role, allowing five hits and three runs with eight strikeouts against Boston College on May 5...pitched 7.2 innings in a starting role, allowing eight hits, three runs, and one walk against #25 Miami (FL) in the ACC Tournament on May 23...pitched 8.0 innings in a starting role, allowing seven hits, one run, and one walk with four strikeouts against Saint John's in the Myrtle Beach Regional on Jun. 1...named to the Roger Clemens Award Watch List and NCBWA Stopper-of-the-Year Award Watch List in the preseason...preseason second-team All-American by NCBWA, **Baseball America**, **Collegiate Baseball**, and **Rivals.com**...preseason first-team All-ACC by **Baseball America**, **Rivals.com**, and **SEBaseball.com**...#3 prospect in the ACC for the 2007 draft by **Baseball America**.

2006: Had a 5-5 record, 2.52 ERA, and 10 saves in a team-high 33 relief appearances (53.2 innings pitched); no other Tiger pitcher made more than 21 appearances...his 10 saves tied for third-most in a season in Clemson history...tied for fifth in the ACC in saves...his 33 appearances and 33 relief appearances both tied for most in a season in school history...had at least one strikeout in 29 of his 33 appearances...allowed just 44 hits, 21 walks, and one home run with 54 strikeouts...held lefthanded batters to a .187 batting average...had a 1.85 ERA and .192 opponents' batting average in 17 relief appearances (24.1 innings pitched) at home...had a 1.04 ERA and .171 opponents' batting average in 14 relief appearances (26.0 innings pitched) at night...allowed just nine of 32 inherited baserunners to score...finished the game in each of his last 25 appearances...named to the Roger Clemens Award Watch List...received the Bob Bradley Award for being the MVP of the four-game series against South Carolina; in two relief outings against the Gamecocks, he had a 1-0 record, as he allowed two hits and one run in 8.0 innings pitched; he became the first Tiger pitcher to earn the award in his sixth year of existence...pitched 2.0 scoreless and hitless innings in relief with three strikeouts



in the second game of a doubleheader against James Madison on Feb. 17...pitched 2.2 scoreless innings in relief, allowing one just one hit against Mercer on Feb. 24...pitched 4.2 effective innings in relief at #9 South Carolina on Mar. 4; he allowed one run on two hits...pitched a scoreless and hitless eighth inning with two strikeouts to earn the win against #25 Kansas on Mar. 12...earned his first career save by pitching a scoreless and hitless inning against Elon on March 22...pitched 2.0 scoreless innings of one-hit ball to pick up the save against #12 N.C. State on Mar. 25...pitched 2.0 scoreless innings with no walks and three strikeouts to record the save at #11 Miami (FL) on Mar. 31...struck out the only batter he faced with the bases loaded and Clemson ahead 6-2 to pick up the save at #11 Miami (FL) on Apr. 1...earned the win in relief at #1 South Carolina on Apr. 5; he allowed no hits and no runs in the final 3.1 innings, and faced the minimum 10 batters...struck out the only batter he faced with the bases loaded and the score tied 2-2 in the 11th inning to earn the win against Maryland on Apr. 8...pitched 1.2 perfect innings with two strikeouts to record the save at Western Carolina on Apr. 11...pitched 2.0 scoreless innings of one-hit ball with two strikeouts to pick up the save at #10 Georgia Tech on Apr. 14...pitched 3.2 innings in relief, allowing three hits and one run with four strikeouts against #23 Winthrop on Apr. 18...pitched 1.1 scoreless innings to pick up the save at Boston College on Apr. 21...struck out all three batters he faced in the ninth inning against Wofford on Apr. 26...pitched a scoreless inning to earn the save in the first game of a doubleheader at Duke on May 8...pitched a hitless and scoreless ninth inning with three strikeouts against #13 Florida State on May 14...struck out the only batter he faced to earn the save against #21 College of Charleston on May 16...pitched 2.2 innings, allowing no hits, no runs, and no walks with three strikeouts to pick up the save against Mississippi State in the Clemson Regional on Jun. 4...earned the win in 2.0 innings pitched in relief against #14 Oral Roberts in the Clemson Super Regional on Jun. 9; he struck out three and did not walk a batter...pitched a perfect ninth inning with a strikeout against #4 Georgia Tech in the College World Series on Jun. 16...pitched 1.1 scoreless innings with two strikeouts against #2 Cal State Fullerton in the College World Series on Jun. 20...one of 22 players selected to play for the USA National Team in the summer; he was the team's closer and led Team USA to the gold medal at the World Championships in Cuba; he had an 0.86 ERA with six saves in 21.0 innings pitched over 18 relief appearances, and allowed just eight hits and four walks with 35 strikeouts; he also hit a single in his only at-bat and scored a run.

2005: Had a 2-2 record and 5.40 ERA in 21 relief appearances (16.2 innings pitched)...had 15 strikeouts...had eight strikeouts against only two walks in eight relief appearances in ACC regular-season games...picked up the win in relief by retiring the only batter he faced against #18 California-Irvine on Feb. 25; he did so against a school that is only 50 miles from his hometown...pitched 2.0 hitless and scoreless innings in relief with four strikeouts against Duke on Apr. 8...pitched the final 2.0 innings, allowing no runs, one hit, and no walks with three strikeouts against Wofford on Apr. 27...pitched 2.2 scoreless innings in relief with two strikeouts against #6 Georgia Tech on May 1...retired the only batter he faced and earned the victory against North Carolina A&T in the Clemson Regional on Jun. 3...played for Cotuit in the Cape Cod League in the summer, where he was 3-4 with a 3.82 ERA in 33.0 innings pitched (15 appearances).

BEFORE CLEMSON: Lettered twice in baseball at Damien High School, where he was coached by Rob Verdi...had a 1.70 ERA, 95 strikeouts, and a .200 opponents' batting average in 65.0 innings pitched during his senior year...named a San Gabriel Valley and Inland Valley All-Star selection as a senior at Damien High School...member of the All-Southern California team during his senior season.

PERSONAL: Two-time member of the ACC Academic Honor Roll...his sister Erin is a standout soccer player who will be a freshman on the 2007 Clemson soccer team after enrolling in January, 2007...pronounced MAH-skohs...majoring in health science...born Daniel Ross Moskos on Apr. 28, 1986 in Greenville, SC.

Moskos' Overall Stats

Year	ERA	W-L	G-GS	CG	SHO	SV	IP	H	R	ER	BB	SO
2005	5.40	2-2	21-0	0	0	0	16.2	24	12	10	13	15
2006	2.52	5-5	33-0	0	0	10	53.2	44	18	15	21	54
2007	3.29	3-6	27-10	0	0	6	79.1	80	33	29	33	78
Total	3.25	10-13	81-10	0	0	16	149.2	148	63	54	67	147

Moskos' ACC Regular-Season Stats

Year	ERA	W-L	G-GS	CG	SHO	SV	IP	H	R	ER	BB	SO
2005	4.50	0-1	8-0	0	0	0	8.0	13	5	4	2	8
2006	2.55	1-2	14-0	0	0	6	17.2	17	6	5	10	15
2007	3.25	1-3	13-7	0	0	3	44.1	47	19	16	22	49
Total	3.21	2-6	35-7	0	0	9	70.0	77	30	25	34	72

Moskos' ACC Tournament Stats

Year	ERA	W-L	G-GS	CG	SHO	SV	IP	H	R	ER	BB	SO
2005	9.00	0-0	1-0	0	0	0	1.0	2	2	1	1	1
2006	9.00	1-1	2-0	0	0	0	4.0	8	4	4	1	4
2007	3.52	0-0	1-1	0	0	0	7.2	8	3	3	1	2
Total	5.68	1-1	4-1	0	0	0	12.2	18	9	8	3	7

Moskos' NCAA Tournament Stats

Year	ERA	W-L	G-GS	CG	SHO	SV	IP	H	R	ER	BB	SO
2005	0.00	1-0	1-0	0	0	0	0.1	0	0	0	0	0
2006	3.86	1-0	4-0	0	0	1	7.0	7	3	3	0	9
2007	4.15	0-1	2-2	0	0	0	13.0	16	7	6	1	8
Total	3.98	2-1	7-2	0	0	1	20.1	23	10	9	1	17



#44 Buddy Munroe

C • R-R • 5-10 • 180 • Fr. • HS

Miami, FL • Christopher Columbus High School

Catcher who has spent most of his first year in the program recovering from a torn labrum that he suffered prior to his freshman season...has good power.

2007: Hit .167 (1-for-6) in five games (one start as the DH)...had five putouts, one assist, and committed one error...hit a pinch-hit single in his first career plate appearance against Western Carolina on

Mar. 28...made his first career start in the first game of a doubleheader against Boston College on May 6...also saw action off the bench against Wofford at Greenville, SC on May 8, against College of Charleston on May 15, and at #10 Coastal Carolina in the Myrtle Beach Regional on Jun. 4.

BEFORE CLEMSON: All-state as a senior at Christopher Columbus High School...member of the East Coast Professional Showcase and Florida Diamond Club in 2005...#195 prospect in the nation by **Perfect Game**...#20 prospect in Florida by **Perfect Game**...hit .383 with eight homers, 39 RBIs, and struck out only seven times as a junior...member of the state AAAAAA champions as a freshman...coached by Joe Weber.

PERSONAL: Major is undeclared...born Stewart Walrath Munroe IV on Aug. 28, 1987 in Miami, FL.

Munroe's Overall Stats

Year	AVG	G-GS	AB	R	H	2B	3B	HR	RBI	TB	BB	HBP	SF	OB%	SB
2007	.167	5-1	6	0	1	0	0	0	0	1	0	0	0	.167	0-0

Munroe's ACC Regular-Season Stats

Year	AVG	G-GS	AB	R	H	2B	3B	HR	RBI	TB	BB	HBP	SF	OB%	SB
2007	.000	1-1	3	0	0	0	0	0	0	0	0	0	0	.000	0-0

Munroe's NCAA Tournament Stats

Year	AVG	G-GS	AB	R	H	2B	3B	HR	RBI	TB	BB	HBP	SF	OB%	SB
2007	----	1-0	0	0	0	0	0	0	0	0	0	0	0	----	0-0



#10 Ben Paulsen

1B/3B • L-R • 6-3 • 190 • Fr. • HS
Acworth, GA • Kell High School

Corner infielder with a promising future at Clemson...has a tremendous upside...has good power, especially to the opposite field.

2007: Hit .258 with 27 runs scored, nine doubles, five homers, and 20 RBIs in 58 games (46 starts, including 39 as the DH, six at first base, and one at third base)...Clemson was 5-0 in games that

he hit a home run...had two sacrifice bunts...hit .310 at home...batted .324 in non-ACC regular-season games...had 14 multi-hit games...hit .301 as the DH...hit .455 in February...batted .325 as the leadoff batter of an inning...was 13-for-23 (.565) in the sixth inning...totaled 67 putouts and four assists with only one error, good for a .986 fielding percentage...went 2-for-4 with three runs scored and a two-run homer (his first hit as a Tiger) against High Point on Feb. 21...went 2-for-4 with a double against Winthrop on Feb. 28...went 2-for-3 against #17 Coastal Carolina on Mar. 7...went 2-for-4 with two runs scored and a walk at Maryland on Mar. 25...went 5-for-5 with a double, homer, four runs scored, and six RBIs against Gardner-Webb on Mar. 27; the five hits were the most by a Tiger all season, and the four runs scored and six RBIs both tied for the most by a Tiger all season; his father (Tom Riginos) was coaching third in a game Paulsen played in for the first time...went 2-for-5 with a homer and three RBIs against Western Carolina on Mar. 28...had a team-tying-season-high 15 putouts at Virginia Tech on Apr. 6...went 3-for-4 at Wake Forest on Apr. 15; he was 5-for-10 in the series...went 3-for-5 with a double and three-run homer against #5 South Carolina on Apr. 25...went 3-for-3 with a double, walk, and two runs scored against Boston College on May 5...went 2-for-4 with a homer, double, and walk against Wofford at Greenville, SC on May 8...walked a team-tying-season-high three times at #2 Florida State on May 12.

BEFORE CLEMSON: All-state as a senior at Kell High School...#135 prospect in the nation by **Perfect Game**...#5 prospect in Georgia by **Perfect Game**...lettered two times in baseball at Kell High, where he was coached by Donnie English.

PERSONAL: Son of Tiger Assistant Head Coach Tom Riginos...majoring in pre-business...born Benjamin Michael Paulsen on Oct. 27, 1987 in Plymouth, WI.

Paulsen's Overall Stats

Year	AVG	G-GS	AB	R	H	2B	3B	HR	RBI	TB	BB	HBP	SF	OB%	SB
2007	.258	58-46	178	27	46	9	0	5	20	70	18	2	1	.332	0-0

Paulsen's ACC Regular-Season Stats


Year	AVG	G-GS	AB	R	H	2B	3B	HR	RBI	TB	BB	HBP	SF	OB%	SB
2007	.234	30-25	94	12	22	4	0	0	4	26	9	1	1	.305	0-0

Paulsen's ACC Tournament Stats

Year	AVG	G-GS	AB	R	H	2B	3B	HR	RBI	TB	BB	HBP	SF	OB%	SB
2007	.000	2-1	4	0	0	0	0	0	0	0	2	0	0	.333	0-0

Paulsen's NCAA Tournament Stats

Year	AVG	G-GS	AB	R	H	2B	3B	HR	RBI	TB	BB	HBP	SF	OB%	SB
2007	.000	3-1	6	0	0	0	0	0	0	0	0	0	0	.000	0-0



#23 Justin Sarratt

RHP • R-R • 5-9 • 165 • Fr. • HS
Gaffney, SC • Gaffney Senior High School

Righthander who drops down sidearm on occasion...has been used as a long reliever and can be used in the field in an emergency situation.

2007: Had an 0-1 record and 4.85 ERA in 13 relief appearances (13.0 innings pitched)...allowed 21 hits (.368 opponents' batting average) and five walks with 13 strikeouts...did not allow a stolen base...had

five strikeouts against only one walk in five ACC regular-season appearances...had seven strikeouts and only one walk in five relief appearances in March...had a 2.08 ERA in 4.1 innings pitched in April...did not allow an earned run in 2.2 innings pitched on opponents' home fields...in 2.1 innings pitched against top-25 ranked teams, he allowed just one hit, no runs, and no

walks...did not allow an earned run in a combined 5.0 innings pitched in the fifth, sixth, and seventh innings...only allowed one of eight inherited runners to score...only allowed an earned run in four of his 13 appearances...had one putout and three assists without committing an error...pitched a scoreless inning in relief with a strikeout against #4 South Carolina on Mar. 3...pitched a scoreless inning in relief against Memphis on Mar. 11...pitched a scoreless inning in relief against Duke on Mar. 18...pitched 1.2 scoreless innings in relief with three strikeouts against Georgia on Apr. 4...pitched 0.2 perfect innings in relief at #2 Florida State on May 11...retired both batters he faced in relief at #10 Coastal Carolina in the Myrtle Beach Regional on Jun. 4.

BEFORE CLEMSON: All-state as a senior at Gaffney Senior High School...#8 prospect in South Carolina by **Baseball America**...was 17-6 with five saves and 204 strikeouts against only 23 walks his last two years of high school...team's Most Valuable Pitcher as a junior...all-region as a junior...team Legion MVP in 2005...during his combined high school and legion seasons in 2005, he was 14-4 with 14 complete games in 152.0 innings pitched, and had 152 strikeouts and a 1.48 ERA along with hitting .343...lettered four times in baseball at Gaffney Senior High, where he was coached by Tom Owens

PERSONAL: Member of the ACC Academic Honor Roll in 2006-07...majoring in general engineering...pronounced suh-RAT...born Justin Elliott Sarratt on Dec. 22, 1987 in Spartanburg, SC.

Sarratt's Overall Stats


Year	ERA	W-L	G-GS	CG	SHO	SV	IP	H	R	ER	BB	SO
2007	4.85	0-1	13-0	0	0	0	13.0	21	14	7	5	13

Sarratt's ACC Regular-Season Stats

Year	ERA	W-L	G-GS	CG	SHO	SV	IP	H	R	ER	BB	SO
2007	5.40	0-0	5-0	0	0	0	5.0	9	6	3	1	5

Sarratt's NCAA Tournament Stats

Year	ERA	W-L	G-GS	CG	SHO	SV	IP	H	R	ER	BB	SO
2007	0.00	0-0	1-0	0	0	0	0.2	0	0	0	0	0



#27 Brock Schnabel

RHP • R-R • 6-3 • 230 • Jr. • JC
Winter Haven, FL • Polk Community College

Experienced junior college righthander...played one season (2005) at Jacksonville...has been used as a long reliever.

2007: Had a 1-1 record and 15.43 ERA in five relief appearances (4.2 innings pitched)...allowed eight hits (.381 opponents' batting average) and one walk with four strikeouts...held opponents to 1-for-6 (.167)

with two outs, and 0-for-3 with runners on base and two outs...did not allow the one inherited runner he had to score...in 2.1 innings pitched in March, he allowed just one hit, no runs, and no walks...pitched 1.1 innings in relief, allowing one hit, no runs, and no walks with a strikeout to earn his first win as a Tiger against Memphis on Mar. 11.

BEFORE CLEMSON: Florida junior college all-star at Polk Community College in 2006, where he was coached by Johnny Wiggs...#11 junior college prospect in Florida by **Perfect Game**...Atlantic Sun All-Freshman team selection at Jacksonville in 2005, where he was 1-1 with a 3.66 ERA and a save in 39.1 innings pitched over 15 appearances (two starts); also had 32 strikeouts against only nine walks under Head Coach Terry Alexander...third in the Atlantic Sun with a 2.66 ERA in conference games...team MVP and first-team all-area as a senior Lake Region High School, where he was coached by Bill Bullock...lettered four times in baseball.

PERSONAL: Majoring in financial management...born Brock Michael Schnabel on Dec. 26, 1985 in Winter Haven, FL.

Schnabel's Overall Stats

Year	ERA	W-L	G-GS	CG	SHO	SV	IP	H	R	ER	BB	SO
2005*	3.66	1-1	15-2	0	0	1	39.1	48	21	16	9	32
2007	15.43	1-1	5-0	0	0	0	4.2	8	8	8	1	4
Total	4.91	2-2	20-2	0	0	1	44.0	56	29	24	10	36

* - Jacksonville



#35 Marquez Smith

INF • R-R • 5-10 • 210 • Sr. • 1VL

Ocala, FL • Daytona Beach Community College

Aggressive hitter who had quick wrists...was the starter at third base during most of his two seasons...a career .315 hitter with 107 runs scored, 33 doubles, three triples, 23 homers, 104 RBIs, and 11 steals in 130 games (127 starts)...four-time draft pick.

2007: Drafted in the eighth round (#247 overall pick) by the Chicago Cubs and signed in June...First-Team All-ACC selection, the lone first-team pick on the team...second-team All-ACC by SEBaseball.com...hit .336 with 54 runs scored, 13 doubles, two triples, 13 homers, 56 RBIs, a .418 on-base percentage, and six stolen bases in 64 starts (63 at third base and one as the DH)...sixth in the ACC in home runs per game, ninth in the ACC in slugging percentage, and 10th in the ACC in total bases per game...led the team in runs scored and hits (84)...had a .560 slugging percentage...Clemson was 11-1 in games that he hit a home run...had four sacrifice bunts...only Tiger to start every game...hit .392 with runners in scoring position...hit .366 against righthanders...had a team-high 26 two-out RBIs...hit .352 with nine homers and 39 RBIs in 36 home games...hit a team-best .357 in night games...hit .407 in May, best on the team by 84 points, and .474 in June...was 2-for-4 with a homer and seven RBIs with the bases loaded...had a team-high 26 multi-hit games and 14 multi-RBI games...named to the Myrtle Beach Regional All-Tournament team after going 5-for-12 (.417) with six runs scored, two homers, and six RBIs in three games...was 9-for-19 (.474) with nine runs scored, two homers, and six RBIs in five NCAA Tournament games...hit a team-best .469 in eight postseason games...hit a game-tying two-run homer in the seventh inning against George Mason on Feb. 18...went 3-for-4 with a triple against High Point on Feb. 21...went 2-for-4 with three RBIs against Pacific on Feb. 23...hit a crucial three-run homer in the second game of a doubleheader against Pacific on Feb. 24...went 3-for-4 with a double against #17 Coastal Carolina on Mar. 7...hit a go-ahead two-run homer in the sixth inning against Memphis on Mar. 10...hit a double and two-run homer against Duke on Mar. 17...had three RBIs against Western Carolina on Mar. 28...went 3-for-4 with two runs scored against Georgia on Apr. 4...went 2-for-2 with a homer, two RBIs, a sacrifice bunt, and two walks at Virginia Tech on Apr. 6...went 2-for-5 with a homer and two runs scored at Virginia Tech on Apr. 8...hit a crucial solo homer in the eighth inning in Clemson's 2-1 win against #6 Virginia on Apr. 22...went 3-for-5 with a double and three RBIs against #19 Georgia Tech on Apr. 28...went 2-for-3 with a homer, walk, and two RBIs in the first game of a doubleheader against Boston College on May 6...went 3-for-4 with two homers, a double, and a team-tying-season-high six RBIs in the second game of a doubleheader against Boston College on May 6; his seventh-inning grand slam with two outs gave Clemson a 7-6 lead, the eventual final score; he had a team-tying-season-high 10 total bases; he was 6-for-11 (.545) with two doubles, three homers, and eight RBIs in the series, and was named ACC Player-of-the-Week for those three games...went 2-for-5 with a two-run double at #2 Florida State on May 12...went 3-for-4 with a double, homer, three runs scored, three RBIs, a hit-by-pitch, and walk against College of Charleston on May 15...went 2-for-4 with an RBI against #3 Florida State in the ACC Tournament on May 26; he had two hits in each tourney game and went 6-for-13 (.462) with two steals in all...hit a three-run homer on an 0-2 pitch in the eighth inning at #10 Coastal Carolina in the Myrtle Beach Regional on Jun. 3...went 4-for-6 with a homer, a team-tying-season-high four runs scored, and three RBIs at #10 Coastal Carolina in the Myrtle Beach Regional on Jun. 4...went 3-for-4 at #17 Mississippi State in the Starkville Super Regional on Jun. 9...preseason first-team All-ACC by Rivals.com...preseason second-team All-ACC by SEBaseball.com...#1 defensive third-baseman in the ACC in the preseason by **Baseball America**.

2006: Drafted in the 35th round (#1049 overall pick) by the Chicago Cubs...hit .291 with 20 doubles, a triple, 10 homers, and 48 RBIs in 66 games (63 starts, including 34 at third base, 24 at DH, and five at second base)...tied for third in the ACC in doubles...had a .396 on-base percentage thanks to 30 walks and 10 hit-by-pitches...stole five bases in five attempts...reached base 42 percent of the time when leading off an inning...had a .951 fielding percentage, as he committed just five errors in 102 chances...hit .315 in 28 ACC regular-season games (26 starts)...hit .317 against righthanders...hit .333 with runners in scoring position and .333 with two outs...hit .375 with runners in scoring position and two

outs...had 23 two-out RBIs, third-most on the team...had 16 multi-hit games and 14 multi-RBI games...hit .336 with a .434 on-base percentage and a .633 slugging percentage as a third-baseman...after becoming the everyday starter at third base against Winthrop on Apr. 18, he was 38-for-120 (.317) with 34 runs scored, 13 doubles, six homers, and 30 RBIs...named to the All-ACC Tournament team after going 6-for-21 (.286) with a double, five RBIs, and five walks in five games...named to the Clemson Regional All-Tournament team after going 4-for-12 with a double and triple in three games...had a double, three runs scored, and a steal in his first game as a Tiger in the first game of a doubleheader against James Madison on Feb. 17...hit a solo homer, his first as a Tiger, in the second game of a doubleheader against James Madison on Feb. 17...hit a two-out, two-run single in the seventh inning to give Clemson the lead for good against #9 South Carolina on Mar. 5...hit a towering two-run homer at #19 Georgia on Mar. 28...hit two doubles and scored two runs against #19 Georgia on Mar. 29...went 2-for-3 with an RBI at #11 Miami (FL) on Apr. 2...went 3-for-4 with two doubles against Western Carolina on Apr. 4...had two hits, including a home run, at Western Carolina on Apr. 11...went 2-for-4 with a double and two RBIs at Boston College on Apr. 21...hit two solo home runs against Wofford on Apr. 26...hit two home runs with five RBIs against Virginia Tech on Apr. 29; it was his second two-homer game of the week...named one of five national players-of-the-week by **Collegiate Baseball** and Co-ACC Player-of-the-Week after hitting four homers and seven RBIs in four games from Apr. 26-30...went 3-for-4 with two doubles and a home run in the first game of a doubleheader at Duke on May 8...went 2-for-5 with a double and two RBIs in the second game of a doubleheader at Duke on May 8...went 3-for-3 with three doubles, three runs scored, and three RBIs against #13 Florida State on May 12; he tied the single-game Tiger record with three doubles and reached base in all five plate appearances...went 2-for-4 with a three-run homer and four RBIs against #13 Florida State on May 14; he was 5-for-11 with six runs scored, three doubles, a homer, and seven RBIs in the three-game series...went 2-for-3 with a double and two runs scored against #22 Wake Forest on May 18...went 3-for-5 with two RBIs against Wake Forest in the ACC Tournament on May 24...went 1-for-3 with three walks, including two with the bases loaded, against #25 N.C. State in the ACC Tournament on May 28...went 3-for-4 with a double and triple against Elon in the Clemson Regional on Jun. 3...hit a two-run double and stole a base against #4 Georgia Tech in the College World Series on Jun. 16.

BEFORE CLEMSON: Played for Daytona in the Florida Collegiate Summer League in 2005, where he hit .284 in 116 at-bats (31 starts); also named to the All-Star team...played in the Florida Junior College All-Star game in 2005 after playing the season at Daytona Beach Community College...conference player-of-the-year and first-team all-state selection in 2005...played for the conference champions in 2005 at Daytona Beach Community College, where he was coached by Tim Touma...teammate of fellow Tiger Alan Farina at Daytona Beach Community College in 2005...drafted in the 46th round (#1368 overall pick) by the Los Angeles Angels in 2004 out of junior college...drafted in the 36th round (#1078 overall pick) by the Minnesota Twins in 2003 out of high school...lettered three times in baseball at Forest High School, where he was coached by Wayne Yancey.

PERSONAL: Pronounced mahr-KWEHZ...majoring in psychology...born Marquez Jamal Smith on Mar. 20, 1985 in Panama City, FL.



Smith's Overall Stats

Year	AVG	G-GS	AB	R	H	2B	3B	HR	RBI	TB	BB	HBP	SF	OB%	SB
2006	.291	66-63	223	53	65	20	1	10	48	117	30	10	2	.396	5-5
2007	.336	64-64	250	54	84	13	2	13	56	140	31	5	1	.418	6-10
Total	.315	130-127	473	107	149	33	3	23	104	257	61	15	3	.408	11-15

Smith's ACC Regular-Season Stats

Year	AVG	G-GS	AB	R	H	2B	3B	HR	RBI	TB	BB	HBP	SF	OB%	SB
2006	.315	28-26	92	26	29	9	0	4	20	50	10	3	0	.400	1-1
2007	.277	30-30	112	22	31	6	0	7	24	58	20	1	0	.391	3-3
Total	.294	58-56	204	48	60	15	0	11	44	108	30	4	0	.395	4-4

Smith's ACC Tournament Stats

Year	AVG	G-GS	AB	R	H	2B	3B	HR	RBI	TB	BB	HBP	SF	OB%	SB
2006	.286	5-5	21	4	6	1	0	0	5	7	5	0	0	.423	1-1
2007	.462	3-3	13	0	6	0	0	0	2	6	1	0	0	.500	2-3
Total	.353	8-8	34	4	12	1	0	0	7	13	6	0	0	.450	3-4

Smith's NCAA Tournament Stats

Year	AVG	G-GS	AB	R	H	2B	3B	HR	RBI	TB	BB	HBP	SF	OB%	SB
2006	.226	8-8	31	7	7	3	1	0	4	12	5	1	0	.351	2-2
2007	.474	5-5	19	9	9	0	0	2	6	15	4	0	0	.565	0-0
Total	.320	13-13	50	16	16	3	1	2	10	27	9	1	0	.433	2-2



#15 Graham Stoneburner

RHP/INF • R-R • 6-0 • 180 • Fr. • HS
Richmond, VA • Mills E. Godwin High School

Talented player who can pitch and play in the infield...suffered a knee injury that forced him to red-shirt during his first season in the program.

2007: Suffered a torn ACL in January and was lost for the season...rated as the #38 freshman in the nation in the preseason by **Baseball America**.

BEFORE CLEMSON: Lettered at Mills E. Godwin High School...#71 prospect in the nation by **Baseball America** and #128 prospect by **Perfect Game**...#6 prospect in Virginia by **Perfect Game**...first-team all-metro and second-team all-district as a junior...was 5-0 with an 0.21 ERA and 74 strikeouts in 43.0 innings pitched along with hitting .313 with three homers and 25 RBIs as a junior...member of the East Coast Professional Showcase...lettered four times in baseball and one time in track...coached by John Marano.

PERSONAL: Member of the ACC Academic Honor Roll in 2006-07...his brother Davis was a shortstop at James Madison (2004-07) and was drafted by the Texas Rangers in the ninth round in 2007...majoring in pre-business...born Graham Chappell Stoneburner on Sept. 29, 1987 in Richmond, VA.



#42 Josh Thrailkill

RHP • R-R • 6-2 • 180 • Fr. • HS
Arden, NC • T.C. Roberson High School

Plated to be a weekday starter and long reliever as a first-year freshman, but suffered several injuries that forced him out of action.

2007: Had a 9.00 ERA in three appearances (one start)...in 5.0 innings pitched, he allowed nine hits (.409 opponents' batting average) and no walks with five strikeouts...Clemson won all three games he appeared in...held lefthanded batters to 1-for-5 (.200)...held the leadoff batter in an inning to 1-for-6 (.167)...made his first career start and appearance against High Point on Feb. 21...pitched a perfect inning in relief with a strikeout against Gardner-Webb on Mar. 27; it was his first outing in over a month after suffering a leg injury...pitched 2.0 innings in relief against Georgia on Apr. 4...rated as the #18 freshman in the nation in the preseason by **Baseball America**.

BEFORE CLEMSON: Named an AFLAC All-American at T.C. Roberson High School...member of the USA Junior National Team in 2005, where he was 2-0 with an 0.59 ERA...#20 prospect in the nation by **Baseball America**...drafted in the 34th round (#1027 overall pick) by the Philadelphia Phillies in 2006...was 7-1 with a 1.26 ERA, 65 strikeouts, and two no-hitters in 50.0 innings pitched as a junior...lettered four times in baseball at T.C. Roberson High, where he was coached by Tom Smith.

PERSONAL: Major is undeclared...born Joshua Clay Thrailkill on Dec. 25, 1987 in Fort Lauderdale, FL.

Thrailkill's Overall Stats

Year	ERA	W-L	G-GS	CG	SHO	SV	IP	H	R	ER	BB	SO
2007	9.00	0-0	3-1	0	0	0	5.0	9	5	5	0	5



#22 Matt Vaughn

RHP • R-R • 6-3 • 215 • So. • 1VL
Summerville, SC • Summerville High School

Has good mental makeup...has seen an increased role during his career as a long reliever and spot starter...the coaches like his competitiveness...has a 4-1 record, 4.61 ERA, and one save in 29 appearances (two starts) in his career...in 52.2 innings pitched, he has allowed 63 hits (.292 opponents' batting average) and 21 walks with 52 strikeouts...has allowed just

three homers.

2007: All-ACC Academic team member...had a 4-0 record, 2.75 ERA, and one save in 16 appearances (one start)...in 39.1 innings pitched, he allowed 41 hits (.268 opponents' batting average) and 14 walks with 37 strikeouts...allowed just one home run and threw one wild pitch; ironically, the one homer he allowed was to South Carolina's Justin Smoak, one of his best friends who lived in the same neighborhood as Vaughn as a youth...had a 3-0 record and 3.00 ERA in 18.0 innings pitched in ACC regular-season games...held righthanded batters to a .215 batting average...only allowed 22.9 percent of leadoff batters to reach base...threw 52 groundball outs compared to just 23 flyball outs...had a 3-0 record, 1.80 ERA, and .228 opponents' batting average in 25.0 innings pitched at home...had a 2-0 record, 1.50 ERA, and .164 opponents' batting average in day games...had an 0.68 ERA in 13.1 innings pitched in March...held opponents to a .200 batting average with runners in scoring position and two outs...held opponents to 0-for-7 with the bases loaded...allowed just one earned run in 11.0 innings pitched (0.82 ERA) after the seventh inning...pitched 2.0 innings in relief, allowing one hit and no runs with three strikeouts to record his first career save in the second game of a doubleheader against Pacific on Feb. 24...pitched 3.1 innings in relief, allowing one hit, no run, and no walks with six strikeouts against Memphis on Mar. 9...pitched 4.0 innings in relief, allowing two hits, no runs, and no walks with three strikeouts to earn his first career win against Duke on Mar. 18...pitched 5.0 innings in a starting role, allowing five hits, one earned run, and one walk with five strikeouts to earn the win against Gardner-Webb on Mar. 27...pitched 5.0 innings in relief, allowing seven hits and two runs to earn the win at Virginia Tech on Apr. 6...pitched 4.2 innings in relief, allowing three hits, one run, and one walk with three strikeouts at #4 South Carolina on Apr. 18...pitched 4.2 innings in relief, allowing two hits, no runs, and two walks with four strikeouts to earn the win in the second game of a doubleheader against Boston College on May 6...pitched a perfect inning in relief with a strikeout at #17 Mississippi State in the Starkville Super Regional on Jun. 8.

2006: Had an 0-1 record and 10.12 ERA in 13 appearances (one start)...in 13.1 innings pitched, he allowed 22 hits and seven walks with 15 strikeouts...did not allow a stolen base...held opponents to a .250 batting average with two outs...held opponents to 2-for-11 (.182) with runners on base and two outs...was on the 25-man ACC Tournament roster, but did not travel to Omaha with the team...pitched 2.0 scoreless innings in relief at College of Charleston on Mar. 3; he allowed no hits and no walks with three strikeouts while pitching near his hometown...pitched 2.0 perfect innings in relief with three strikeouts against Elon on March 22...pitched a scoreless inning with a strikeout against Maryland on Apr. 9...pitched a scoreless inning with two strikeouts in the second game of a doubleheader at Duke on May 8.

BEFORE CLEMSON: All-state selection and member of the state champions as a sophomore at Summerville High School...lettered four times in baseball and four times in football at Summerville High, where he was coached by Burt Bazzle...attended the same high school as Steven Jackson (2001-04), another tall righty from Summerville who played at Clemson and wore #22.

PERSONAL: Two-time member of the ACC Academic Honor Roll...his father Tim played football at South Carolina...majoring in pre-business...born Matthew Harold Vaughn on Jun. 13, 1986 in Warner Robins, GA.



Vaughn's Overall Stats

Year	ERA	W-L	G-GS	CG	SHO	SV	IP	H	R	ER	BB	SO
2006	10.12	0-1	13-1	0	0	0	13.1	22	19	15	7	15
2007	2.75	4-0	16-1	0	0	1	39.1	41	19	12	14	37
Total	4.61	4-1	29-2	0	0	1	52.2	63	38	27	21	52

Vaughn's ACC Regular-Season Stats

Year	ERA	W-L	G-GS	CG	SHO	SV	IP	H	R	ER	BB	SO
2006	13.50	0-0	5-0	0	0	0	2.2	7	4	4	0	3
2007	3.00	3-0	7-0	0	0	0	18.0	25	12	6	5	14
Total	4.35	3-0	12-0	0	0	0	20.2	32	16	10	5	17

Vaughn's ACC Tournament Stats

Year	ERA	W-L	G-GS	CG	SHO	SV	IP	H	R	ER	BB	SO
2007	0.00	0-0	1-0	0	0	0	0.2	0	0	0	1	1

Vaughn's NCAA Tournament Stats

Year	ERA	W-L	G-GS	CG	SHO	SV	IP	H	R	ER	BB	SO
2007	0.00	0-0	2-0	0	0	0	1.1	1	0	0	2	1



#37 Adam Ward

C • R-R • 5-9 • 155 • *So. • HS
Hanahan, SC • Hanahan High School

Walk-on catcher who has been used as a bullpen catcher.

2007: Appeared in three games behind the plate off the bench and made one plate appearance; he drew a walk against College of Charleston on May 15; also had his only putout in that game...saw action off the bench against George Mason on Feb. 16 and

against Gardner-Webb on Mar. 27.

BEFORE CLEMSON: All-region as a junior and senior at Hanahan High School...team captain as a senior...voted team MVP as a junior and senior...MVP of the 2003 Southern Prospect Showcase in North Charleston, SC...member of the Dixie Majors State Championship team in 2003, 2004, and 2005, including being named player-of-the-game in the 2005 title game...member of the 2005 Dixie Majors World Series Championship team in 2005...lettered four times in baseball at Hanahan High, where he was coached by Brian Mitchell.

PERSONAL: Member of the ACC Academic Honor Roll in 2006-07...majoring in economics...born William Adam Ward on Jan. 12, 1986 in Hanahan, SC.

Ward's Overall Stats

Year	AVG	G-GS	AB	R	H	2B	3B	HR	RBI	TB	BB	HBP	SF	OB%	SB
2007	----	3-0	0	0	0	0	0	0	0	0	1	0	0	1.000	0-0



#6 Stan Widmann

SS • R-R • 6-0 • 190 • Jr. • 2VL
Hurst, TX • L.D. Bell High School

Stepped in to be the everyday starter at shortstop in both of his first two seasons at Clemson, but suffered a season-ending neck injury after playing in the first six games of 2007; he hopes to return at full-strength in 2008...has a strong arm...works extremely hard on the field and in the weightroom...a career .303 hitter in 139 games (139 starts)...has 20 doubles, four

triples, six homers, and 61 RBIs along with 25 stolen bases in 26 attempts.

2007: Drafted in the 39th round (#1187 overall pick) by the Oakland Athletics...hit .409 with five runs scored, a double, triple, homer, six RBIs, a .458 on-base percentage, and three steals in six games (all start at shortstop); Clemson was 5-1 in those six starts...walked twice and struck out just once...suffered a season-ending neck injury in late February and had surgery at the Mayo Clinic in Minnesota on March 27...totaled at least two hits in four of the six games...was 3-for-6 (.500) with runners in scoring position...did not commit an error in 25 chances in the field, including six putouts and 19 assists...went 2-for-4 with a solo homer against Pacific on Feb. 23...went 2-for-4 with three RBIs batting from the leadoff spot in the first game of a doubleheader against Pacific on Feb. 24.

2006: Hit .307 with a .373 on-base percentage in 67 games (all starts at shortstop)...had 12 doubles, two triples, a homer, and was 15-15 on stolen

bases...the 15 steals without being thrown out was the second-highest figure in school history...hit .310 in 28 ACC regular-season starts...hit .333 against top-25 ranked teams...had 19 multi-hit games and nine multi-RBI games...had four bunt singles...was 15-for-36 (.417) in the last nine games...hit .349 against lefthanders...hit .343 at home...had 16 two-out RBIs...was 5-for-12 (.417) with 12 RBIs with the bases loaded...hit a team-best .387 in eight NCAA Tournament starts...named to the Clemson Regional All-Tournament team after going 6-for-13 (.462) with two doubles, a homer, and four RBIs in three games...went 3-for-4 with two stolen bases against #25 Kansas on Mar. 10...went 2-for-4 with a double and two RBIs against #12 N.C. State on Mar. 24...went 2-for-3 with a walk and two stolen bases against #12 N.C. State on Mar. 26...went 2-for-4 with a double and three RBIs against Maryland on Apr. 9...went 2-for-3 with a double and a stolen base at Western Carolina on Apr. 11...went 2-for-4 with an RBI against #7 South Carolina on Apr. 12...hit a two-run single at #10 Georgia Tech on Apr. 15...went 3-for-5 with a double and two runs scored against #22 Wake Forest on May 18...went 2-for-4 with an RBI and stolen base against #22 Wake Forest on May 19...hit a two-run double against #22 Wake Forest on May 20...hit a go-ahead, two-run single in the eighth inning in the first game of a doubleheader against #7 Georgia Tech in the ACC Tournament on May 27...went 3-for-5 with a triple and two runs scored against #25 N.C. State in the ACC Tournament on May 28...went 2-for-3 with a two-run homer and a double against North Carolina-Asheville in the Clemson Regional on Jun. 2...went 3-for-5 with two RBIs against Elon in the Clemson Regional on Jun. 3...hit a go-ahead, two-run single with two outs in the eighth inning against #14 Oral Roberts in the Clemson Super Regional on Jun. 10...went 2-for-3 against #5 North Carolina in the College World Series on Jun. 18; he had two of the team's three hits in the game...went 2-for-5 with a double and a stolen base against #2 Cal State Fullerton in the College World Series on Jun. 20...played for Falmouth in the Cape Cod League in the summer, where he hit .286 with five doubles, eight RBIs, and seven stolen bases in 32 games...#32 sophomore in the nation in the preseason by **Baseball America**.

2005: Hit .289 with seven doubles, four homers, and 25 RBIs in 66 starts (all at shortstop)...had a team-high five sacrifice flies, seven sacrifice bunts, and six bunt singles...had seven stolen bases in eight attempts...committed just four errors and had a .973 fielding percentage in 30 ACC regular-season games...hit .324 in 32 home games...hit .330 against top-25 ranked teams...went 3-for-4 against #18 California-Irvine on Feb. 26...went 3-for-4 with an RBI at Auburn on Mar. 5...went 3-for-4 with a double and an RBI against Furman on Mar. 16...went 3-for-5 with two bunt singles and two runs scored in the second game of a doubleheader at #6 Florida State on Apr. 3...went 2-for-4 with two runs scored and his first career home run against Duke on Apr. 10...went 2-for-3 with two RBIs, including the game-tying, RBI single in the sixth inning, against Virginia on Apr. 15...went 2-for-3 with a triple at #8 South Carolina on Apr. 20...scored three runs and stole home against Elon on Apr. 26...went 2-for-4 with a homer, three RBIs, and three runs scored against #6 Georgia Tech on Apr. 29...went 2-for-3 with two runs scored against #4 Miami (FL) on May 19...hit a two-run homer against #8 Miami (FL) in the ACC Tournament on May 26...had three RBIs against North Carolina A&T in the Clemson Regional on Jun. 3...went 2-for-4 with the go-ahead two-run single with the bases loaded in the seventh inning at #6 Baylor in the Waco Super Regional on Jun. 11...went 2-for-3 with a hit-by-pitch at #6 Baylor in the Waco Super Regional on Jun. 13; he was 4-for-9 with a .583 on-base percentage in three games against the team from his nearby hometown...played for Euless in the Texas Collegiate League in the summer, where he hit .239 in 109 at-bats (32 games)...#5 newcomer in the ACC and #14 freshman in the nation in the preseason by **Baseball America**.

BEFORE CLEMSON: Lettered four times in baseball at L.D. Bell High School, where he was coached by Paul Gibson...played in an All-America game in Albuquerque, NM after his senior season...all-state selection as a senior...chosen to play in the inaugural AFLAC All-American High School Baseball Classic in Fort Myers, FL prior to his senior season.

PERSONAL: Majoring in sport management...first Tiger from the state of Texas since 1993...pronounced WIHD-mihn...born Stanley Ray Widmann on Aug. 25, 1985 in Fort Worth, TX.



Widmann's Overall Stats

Year	AVG	G-GS	AB	R	H	2B	3B	HR	RBI	TB	BB	HBP	SF	OB%	SB
2005	.289	66-66	232	36	67	7	1	4	25	88	17	1	5	.333	7-8
2006	.307	67-67	241	39	74	12	2	1	30	93	24	2	1	.373	15-15
2007	.409	6-6	22	5	9	1	1	1	6	15	2	0	0	.458	3-3
Total	.303	139-139	495	80	150	20	4	6	61	196	43	3	6	.358	25-26

Widmann's ACC Regular-Season Stats

Year	AVG	G-GS	AB	R	H	2B	3B	HR	RBI	TB	BB	HBP	SF	OB%	SB
2005	.257	30-30	109	20	28	3	0	3	12	40	7	0	3	.294	2-2
2006	.310	28-28	100	17	31	7	0	0	16	38	9	2	0	.378	8-8
Total	.282	58-58	209	37	59	10	0	3	28	78	16	2	3	.335	10-10

Widmann's ACC Tournament Stats

Year	AVG	G-GS	AB	R	H	2B	3B	HR	RBI	TB	BB	HBP	SF	OB%	SB
2005	.308	4-4	13	2	4	0	0	1	3	7	2	0	0	.400	1-1
2006	.286	5-5	21	6	6	0	1	0	3	8	1	0	1	.304	2-2
Total	.294	9-9	34	8	10	0	1	1	6	15	3	0	1	.342	3-3

Widmann's NCAA Tournament Stats

Year	AVG	G-GS	AB	R	H	2B	3B	HR	RBI	TB	BB	HBP	SF	OB%	SB
2005	.316	6-6	19	4	6	0	0	5	6	4	1	1	1	.440	2-2
2006	.387	8-8	31	2	12	3	0	1	6	18	2	0	0	.424	1-1
Total	.360	14-14	50	6	18	3	0	1	11	24	6	1	1	.431	3-3



#31 P.J. Zocchi

RHP • R-R • 5-11 • 210 • *Jr. • 2VL
Bronx, NY • Iona Prep School

Tough-minded righthander...has been used as both a starter and reliever throughout his career...has a good breaking ball...has an 11-2 record, 3.96 ERA, and two saves in 42 appearances (19 starts) over four seasons; both saves have been against N.C. State...in 138.2 innings pitched, he has allowed 145 hits (.273 opponents' batting average) and 60 walks with 132

strikeouts...in 14.0 innings pitched over four relief appearances in NCAA Tournament play in his career, he has allowed just three runs (1.93 ERA).

2007: Drafted in the 36th round (#1092 overall pick) by the Cleveland Indians...team co-captain...had a 4-2 record, 5.09 ERA, and one save in 17 appearances (nine starts)...in 58.1 innings pitched, he allowed 67 hits (.285 opponents' batting average) and 26 walks with 56 strikeouts...allowed just three stolen bases and had two pickoffs...pitched a team-high 32.2 innings in non-ACC regular-season games...held opponents to a .217 batting average with two outs...held the leadoff batter to a .200 batting average...allowed just two of his 10 inherited runners to score...had a 4-1 record as a starter...in 12.0 innings pitched against top-25 ranked teams, he allowed just 11 hits (.234 opponents' batting average) and one earned run (0.75 ERA)...had a 3.52 ERA against NCAA Tournament teams...in 9.0 innings pitched in the first inning, he allowed just seven hits and no runs...had a 2-0 record and 3.13 ERA in day games...had a 3.68 ERA in February and 3.26 ERA in March...in 3.0 innings pitched in the NCAA Tournament, he allowed three hits, no runs, and no walks...pitched 6.0 innings in a starting role, allowing one hit, no runs, and no walks with six strikeouts to earn the win against George Mason on Feb. 16...pitched 5.1 innings in a starting role, allowing five hits, no runs, and no walks with three strikeouts to earn the win against #17 Coastal Carolina on Mar. 7...pitched 7.0 innings in a starting role, allowing three hits, no runs, and three walks with eight strikeouts to earn the win against Duke on Mar. 16...suffered his first career loss against Miami (FL) on Mar. 30; he started his career with a 10-0 record...pitched 3.2 innings in relief, allowing three hits and one earned run against #19 Georgia Tech on Apr. 29...pitched 4.0 innings in relief, allowing two runs and no walks with seven strikeouts against Furman on May 9...pitched 5.0 innings in a starting role to earn the win against College of Charleston on May 15...pitched 2.1 innings in relief, allowing two hits and no runs with four strikeouts to record the save at N.C. State on May 19...pitched a scoreless inning in relief with two strikeouts at #10 Coastal Carolina in the Myrtle Beach Regional on Jun. 4...pitched 2.0 innings in relief, allowing two hits, no runs, and no walks at #17 Mississippi State in the Starkville Super Regional on Jun. 9.

2006: Had a 6-0 record, 2.81 ERA, and one save in 18 appearances (seven starts)...in 67.1 innings pitched, he allowed 65 hits and 26 walks with 66 strikeouts...Clemson had a 6-1 record in his seven starts...allowed just one sto-

len base in five attempts...only allowed five of 16 inherited baserunners to score, including none of the last seven...in his last eight appearances, which included three starts, he had a 3-0 record with a save and a 1.24 ERA in 36.1 innings pitched; he also allowed just 28 hits, five runs, and nine walks with 32 strikeouts...held righthanded batters to a .212 batting average...had a 5-0 record and 2.75 ERA in seven starts...had a 3-0 record and team-best 1.72 ERA in 15.2 innings pitched on opponents' home fields...did not hit a batter...had a team-high three pickoffs...had a 1.64 ERA in 22.0 innings pitched in April and 0.55 ERA in 16.1 innings pitched in May, both team-bests...had a 2.45 ERA in two NCAA Tournament appearances and 2.08 ERA in four postseason appearances, both team-bests...struck out three in 1.0 scoreless inning pitched in relief against James Madison on Feb. 19...pitched 1.1 scoreless innings in relief against Mercer on Feb. 24...in his first career start on the road, he pitched 6.0 innings to earn the win at College of Charleston on Mar. 3; he allowed five hits, no runs, and two walks with four strikeouts...earned the victory despite allowing six runs on eight hits in 5.0 innings pitched against #19 Georgia on Mar. 29; he also struck out six against only one walk in a starting role...pitched 5.0 innings in relief, allowing five hits, one run, and no walks with seven strikeouts against Western Carolina on Apr. 4...pitched 6.0 innings in a starting role, allowing three hits and no earned runs to earn the win at Western Carolina on Apr. 11...pitched 6.0 innings in a starting role, allowing four hits, one run, and two walks with six strikeouts in a no-decision against Furman on Apr. 19...pitched 3.0 scoreless innings in relief, allowing two hits and one walk with four strikeouts against Virginia Tech on Apr. 29...pitched 1.1 scoreless innings in relief with two strikeouts to earn the win in the first game of a doubleheader at Duke on May 8...pitched 8.2 scoreless innings in a starting role, allowing five hits and one walk with eight strikeouts to earn the win against #21 College of Charleston on May 16; in two starts against the Cougars, he pitched 14.2 scoreless innings, allowing 10 hits and three walks with 12 strikeouts, and won both games...pitched 6.0 innings in a starting role, allowing four hits, one run, and one walk with three strikeouts to earn the win against Wake Forest in the ACC Tournament on May 24; it was his first career postseason appearance...struck out the only batter he faced to pick up his first career save against #25 N.C. State in the ACC Tournament on May 28; therefore he started Clemson's first game of the tourney and ended the last in the Tigers' run to the tourney title...pitched 5.0 innings in relief, allowing six hits, one run, and one walk with three strikeouts against #14 Oral Roberts in the Clemson Super Regional on Jun. 9...pitched 6.0 innings in relief, allowing seven hits, two runs, and two walks with five strikeouts against #2 Cal State Fullerton in the College World Series on Jun. 20...played for Harwich in the Cape Code League in the summer, where he was 0-2 with a 2.87 ERA in 37.2 innings pitched over seven appearances (six starts); he also allowed 36 hits and 18 walks with 33 strikeouts.

2005: Had a 1-0 record and 5.14 ERA in four appearances (two starts)...had a .231 opponents' batting average in 7.0 innings pitched...held righthanded batters to a .176 batting average...had a 1.42 ERA in 6.1 innings pitched at home...in a scheduled short start, he pitched 2.0 scoreless innings of one-hit ball to earn the win against Western Carolina on Apr. 19...in his first career outing against an ACC team, he pitched 1.1 scoreless innings against #6 Georgia Tech on May 1...played for Keene in the NECBL in the summer, where he was 3-2 with a 3.35 ERA in 43.0 innings pitched (eight starts).

2004: Made two relief appearances and one start before his season came to an end with an arm injury against Gardner-Webb on Mar. 3...he figured to be one of the team's most reliable righthanders out of the bullpen...in 6.0 innings pitched over three appearances, he allowed seven hits, three runs, and two walks while striking out seven...in two relief appearances, he allowed no runs, two hits, and no walks while striking out five in 4.0 innings pitched...pitched 3.0 scoreless innings in relief, allowing one hit and no walks while striking out five against Georgia Southern at Greenville, NC on Feb. 29.

BEFORE CLEMSON: Had a 25-0 career record and 0.63 ERA at Iona Prep School...named the **New York NewsDay** Athlete/Player-of-the-Year as a senior...First-Team New York City and First-Team Westchester as a senior...received the Westchester Scholastic Sports Award as a senior...named MVP of the Goodwill Games in 1999...led Iona Prep School to a 28-2 record during his senior year...lettered four times in baseball...coached by Fred Gallo.

PERSONAL: Two-time member of the ACC Academic Honor Roll...his mother Susan played basketball at Dominican...pronounced ZAH-chee...majoring in financial management...born Peter James Zocchi on Jun. 19, 1985 in Bronx, NY.



Zocchi's Overall Stats

Year	ERA	W-L	G-GS	CG	SHO	SV	IP	H	R	ER	BB	SO
2004	4.50	0-0	3-1	0	0	0	6.0	7	3	3	2	7
2005	5.14	1-0	4-2	0	0	0	7.0	6	4	4	6	3
2006	2.81	6-0	18-7	0	0	1	67.1	65	25	21	26	66
2007	5.09	4-2	17-9	0	0	1	58.1	67	36	33	26	56
Total	3.96	11-2	42-19	0	0	2	138.2	145	68	61	60	132

Zocchi's ACC Regular-Season Stats

Year	ERA	W-L	G-GS	CG	SHO	SV	IP	H	R	ER	BB	SO
2005	13.50	0-0	2-0	0	0	0	2.0	4	3	3	3	2
2006	4.05	1-0	4-0	0	0	0	6.2	10	6	3	3	10
2007	4.76	1-1	7-3	0	0	1	22.2	24	13	12	15	27
Total	5.17	2-1	13-3	0	0	1	31.1	38	22	18	21	39

Zocchi's ACC Tournament Stats

Year	ERA	W-L	G-GS	CG	SHO	SV	IP	H	R	ER	BB	SO
2006	1.42	1-0	2-1	0	0	1	6.1	4	1	1	1	4

Zocchi's NCAA Tournament Stats

Year	ERA	W-L	G-GS	CG	SHO	SV	IP	H	R	ER	BB	SO
2006	2.45	0-0	2-0	0	0	0	11.0	13	3	3	3	8
2007	0.00	0-0	2-0	0	0	0	3.0	3	0	0	0	2
Total	1.93	0-0	4-0	0	0	0	14.0	16	3	3	3	10



#20 Matt Zoltak

LHP • L-L • 5-11 • 180 • Fr. • HS

Philadelphia, PA • Plymouth Whitmarsh Senior High School

Promising lefthander who has been used primarily as a reliever.

2007: Had a 1-3 record and 5.66 ERA in 17 appearances (two starts)...in 20.2 innings pitched, he allowed 23 hits (.267 opponents' batting average) and 12 walks with 16 strikeouts...did not allow a double or throw a wild pitch...had a 3.07 ERA in 14.2 innings

pitched in non-ACC regular-season games...had a 2.35 ERA in March...held opponents to a .222 batting average with two outs, a .154 batting average with runners in scoring position and two outs, and a .234 batting average with the bases empty...had a 3.46 ERA in 13.0 innings pitched at home...had two putouts and five assists without committing an error...in his first career outing, he pitched 2.0 innings in relief, allowing two hits, no runs, and no walks with three strikeouts in the second game of a doubleheader against Pacific on Feb. 24...pitched 1.2 perfect innings in relief against #17 Coastal Carolina on Mar. 7...pitched 2.0 innings in relief, allowing one hit, no runs, and no walks with two strikeouts against Georgia Southern on Mar. 14...pitched 1.2 innings in relief, allowing no runs with two strikeouts to pick up his first career win against Western Carolina on Mar. 28...allowed one run in 3.0 inning pitched in his first career start against Georgia on Apr. 4...pitched a perfect inning in relief with a strikeout against Wofford at Greenville, SC on May 8...pitched a perfect inning in relief at #10 Coastal Carolina in the Myrtle Beach Regional on Jun. 4.

BEFORE CLEMSON: First-team all-state at Plymouth Whitmarsh Senior High School...#171 prospect in the nation by **Perfect Game**...#5 prospect in Pennsylvania by **Perfect Game**...member of the East Coast Professional Showcase in 2005...was 8-2 with an 0.98 ERA and 82 strikeouts in 45.0 innings pitched as a junior...Second-Team All-Southeastern Pennsylvania as a junior...first-team all-league as a junior...lettered three times in baseball at Plymouth Whitmarsh Senior High, where he was coached by Bob Slagle.

PERSONAL: Major is undeclared...pronounced ZOHL-tak...born Matthew Seyler Zoltak on Jun. 27, 1988 in Livingston, NJ.

Zoltak's Overall Stats

Year	ERA	W-L	G-GS	CG	SHO	SV	IP	H	R	ER	BB	SO
2007	5.66	1-3	17-2	0	0	0	20.2	23	13	13	12	16

Zoltak's ACC Regular-Season Stats

Year	ERA	W-L	G-GS	CG	SHO	SV	IP	H	R	ER	BB	SO
2007	14.40	0-2	8-0	0	0	0	5.0	10	8	8	7	4

Zoltak's NCAA Tournament Stats

Year	ERA	W-L	G-GS	CG	SHO	SV	IP	H	R	ER	BB	SO
2007	0.00	0-0	1-0	0	0	0	1.0	0	0	0	0	1



2007 Clemson Letterman Roster



Numerical

#	Player	Pos.	B-T	Hgt	Wgt	Cl.	Exp.	Hometown	Previous School
1	J.D. Burgess	INF	R-R	5-11	165	Fr.	HS	Pickens, SC	Pickens HS
3	David Bunnell	INF	R-R	6-0	185	Gr.	HS	Charlotte, NC	Independence HS
4	Taylor Harbin	2B/SS	R-R	5-9	180	Jr.	2VL	Travelers Rest, SC	Travelers Rest HS
6	Stan Widmann [^]	SS	R-R	6-0	190	Jr.	2VL	Hurst, TX	L.D. Bell HS
8	Brad Chalk	OF	L-L	6-0	180	Jr.	2VL	Greer, SC	Riverside HS
9	D.J. Mitchell	OF/RHP	R-R	6-1	165	So.	1VL	Rural Hall, NC	North Forsyth Senior HS
10	Ben Paulsen	1B/3B	L-R	6-3	190	Fr.	HS	Acworth, GA	Kell HS
12	Wilson Boyd	OF	L-L	5-9	175	*Fr.	RS	Hickory, NC	Hickory HS
13	Alex Burg	C/OF	R-R	5-11	205	So.	1VL	Des Moines, WA	Mount Rainier HS
17	Chris Fidrych	LHP	L-L	6-0	210	*So.	1VL	Beaufort, SC	Beaufort HS
18	Addison Johnson	OF	L-L	5-7	165	Fr.	HS	Pfafftown, NC	North Forsyth Senior HS
19	Alex Lee	OF	L-L	6-1	175	Fr.	HS	Blythewood, SC	Blythewood HS
20	Matt Zoltak	LHP	L-L	5-11	180	Fr.	HS	Philadelphia, PA	Plymouth Whitemarsh Senior HS
22	Matt Vaughn	RHP	R-R	6-3	215	So.	1VL	Summerville, SC	Summerville HS
23	Justin Sarratt	RHP	R-R	5-9	165	Fr.	HS	Gaffney, SC	Gaffney Senior HS
24	Andy D'Alessio	1B	L-R	6-4	220	Sr.	3VL	Naples, FL	Barron Collier HS
25	Alan Farina	RHP	R-R	5-11	195	Jr.	JC	Chuluota, FL	Daytona Beach CC
27	Brock Schnabel	RHP	R-R	6-3	230	Jr.	JC	Winter Haven, FL	Polk CC
29	Tim Morris	1B/OF	L-L	6-3	220	Fr.	HS	Villanova, PA	Radnor HS
30	Doug Hogan	C	R-R	6-3	210	*Jr.	2VL	Columbia, SC	Irmo HS
31	P.J. Zocchi	RHP	R-R	5-11	210	*Jr.	2VL	Bronx, NY	Iona Prep School
33	William Bond	LHP	R-L	5-10	180	*So.	SQ	Lawrenceville, GA	Greater Atlanta Christian School
35	Marquez Smith	INF	R-R	5-10	210	Sr.	1VL	Ocala, FL	Daytona Beach CC
36	Stephen Clyne	RHP	R-R	6-1	205	*Gr.	2VL	Parkland, FL	American Heritage School
37	Adam Ward	C	R-R	5-9	155	*So.	HS	Hanahan, SC	Hanahan HS
40	Alex Martin	LHP	L-L	6-2	190	*So.	1VL	Charlotte, NC	Providence Senior HS
41	Daniel Moskos	LHP	R-L	6-1	200	Jr.	2VL	Alta Loma, CA	Damien HS
42	Josh Thraikill	RHP	R-R	6-2	180	Fr.	HS	Arden, NC	T.C. Roberson HS
44	Buddy Munroe	C	R-R	5-10	180	Fr.	HS	Miami, FL	Christopher Columbus HS
45	Ryan Hinson	LHP	L-L	6-2	220	So.	1VL	Rock Hill, SC	Northwestern HS
47	David Kopp	RHP	R-R	6-3	205	Jr.	2VL	Margate, FL	Coral Springs HS

Head Coach: 7 Jack Leggett (14th season • Maine '76)
Associate Head Coach: 39 Kevin O'Sullivan (9th season • Virginia '91)
Assistant Head Coach: 11 Tom Riginos (5th season • Stetson '90)
Volunteer Assistant Coach: 2 Toby Bicknell (1st season • Wingate '02)
Director of Baseball Operations: Denny Oughton (2nd season • Pacific Lutheran '95)
Student Equipment Manager: Zac Ramey (Sr. • Kings Mountain, NC)
Graduate Athletic Trainer: Pat Hassell (2nd season • Florida '04)
Strength & Conditioning Assistant: David Helms (4th season • South Carolina '86)
Field Manager: Mike Echols (6th season • Clemson '85)
Sports Information Contact: Brian Hennessy (9th season • Clemson '98)

* - has spent one season as a red-shirt player; ^ - out for the season due to injury

Alphabetical

#	Player	Pos.	Cl.
33	William Bond	LHP	*So.
12	Wilson Boyd	OF	*Fr.
3	David Bunnell	INF	Gr.
13	Alex Burg	C/OF	So.
1	J.D. Burgess	INF	Fr.
8	Brad Chalk	OF	Jr.
36	Stephen Clyne	RHP	*Gr.
24	Andy D'Alessio	1B	Sr.
25	Alan Farina	RHP	Jr.
17	Chris Fidrych	LHP	*So.
4	Taylor Harbin	2B/SS	Jr.
45	Ryan Hinson	LHP	So.
30	Doug Hogan	C	*Jr.
18	Addison Johnson	OF	Fr.
47	David Kopp	RHP	Jr.
19	Alex Lee	OF	Fr.
40	Alex Martin	LHP	*So.
9	D.J. Mitchell	OF/RHP	So.
29	Tim Morris	1B/OF	Fr.
41	Daniel Moskos	LHP	Jr.
44	Buddy Munroe	C	Fr.
10	Ben Paulsen	1B/3B	Fr.
23	Justin Sarratt	RHP	Fr.
27	Brock Schnabel	RHP	Jr.
35	Marquez Smith	INF	Sr.
42	Josh Thraikill	RHP	Fr.
22	Matt Vaughn	RHP	So.
37	Adam Ward	C	*So.
6	Stan Widmann [^]	SS	Jr.
31	P.J. Zocchi	RHP	*Jr.
20	Matt Zoltak	LHP	Fr.

Pronunciations

2 Toby Bicknell BIHK-nuhl	11 Tom Riginos rih-JEEN-uhs
3 David Bunnell buh-NEHL	23 Justin Sarratt suh-RAT
24 Andy D'Alessio . duh-LEHS-ee-oh	35 Marquez Smith mahr-KWEHZ
41 Daniel Moskos MAH-skohs	31 P.J. Zocchi ZAH-chee
Denny Oughton OHT-ihn	20 Matt Zoltak ZOHL-tak



Non-Letterman Roster



Numerical

#	Player	Pos.	B-T	Hgt	Wgt	Cl.	Exp.	Hometown	Previous School
15	Graham Stoneburner [^]	RHP/INF	R-R	6-0	180	Fr.	HS	Richmond, VA	Mills E. Godwin HS

* - has spent one season as a red-shirt player; ^ - out for the season due to injury

Alphabetical

#	Player	Pos.	Cl.
15	Graham Stoneburner [^]	RHP/INF	Fr.