

# 2006 Clemson Baseball

#5 Clemson (53-16)



College World Series Participant  
Clemson Regional & Super Regional Champion  
ACC Regular-Season & Tournament Champion



## Clemson Made 11th Trip to CWS

Clemson made its 11th trip to the College World Series in 2006, including its fifth appearance in the last 12 seasons (all under Head Coach Jack Leggett). Clemson also made it to Omaha in 2002, 2000, 1996, and 1995.

## Clemson in the College World Series

Year	Games	W-L	Scores	Head Coach
1958	3	1-2	10-23	Bill Wilhelm
1959	3	1-2	9-11	Bill Wilhelm
1976	3	1-2	17-17	Bill Wilhelm
1977	3	1-2	20-15	Bill Wilhelm
1980	2	0-2	9-19	Bill Wilhelm
1991	2	0-2	15-20	Bill Wilhelm
1995	2	0-2	4-11	Jack Leggett
1996	4	2-2	30-39	Jack Leggett
2000	3	1-2	18-21	Jack Leggett
2002	4	2-2	26-39	Jack Leggett
2006	3	1-2	14-13	Jack Leggett
<b>Total</b>	<b>32</b>	<b>10-22</b>	<b>172-228</b>	<b>11 appearances</b>

## Tigers Earned 20th Straight NCAA Appearance

Clemson finished the 2006 season with a 53-16 overall record, earning its 20th straight NCAA Tournament appearance. The streak is third-longest in NCAA history. It was also the 21st consecutive season the Tigers won at least 39 games.

Clemson advanced to the College World Series for the 11th time in school history after capturing the Clemson Regional and Super Regional titles. It was the Tigers' sixth super regional appearance in the eight years of its existence as well.

## Four ACC Teams in Omaha

In the first 52 years (1954-05) of the ACC's existence, there were only five seasons when the ACC sent two teams to the College World Series. In 2006, half of the eight-team field was from the ACC, doubling the previous high for the league. No other conference had more than one school repre-

sented in the 2006 College World Series. Three of the teams (Clemson, Georgia Tech, North Carolina) were in one bracket, while Miami (FL) was in the other bracket. Only twice before in history had four teams from one conference made it to the College World Series. In both 1997 and 2004, the SEC sent four schools to Omaha.

## Clemson's NCAA Tournament History

The 2006 season marked Clemson's 32nd trip to an NCAA Regional dating back to the 1947 season. That year, Clemson actually advanced to the Final Eight of the NCAA Tournament, but it is not considered a College World Series season because only two teams went to the CWS in those days.

Clemson won the 1947 District III Tournament in Charlotte by coming through the losers bracket. The Tigers, coached by Randy Hinson (deceased May 24, 2006), lost in the first round to Alabama 8-2, then came back with a win over Auburn and two wins over Alabama to advance. Clemson's season ended when a Yale team, led by future President George Bush, defeated the Tigers in New Haven, CT by a score of 7-3. Bush was 1-for-3 as the starting first baseman.

Clemson made its first trip to Omaha and the College World Series in 1958 when the Tigers again came through the losers' bracket. After losing to Florida in the first round, Clemson came back to defeat George Washington, Florida State, and Florida twice to advance under first year coach Bill Wilhelm. Clemson defeated Florida 15-14 and 3-1 on June 9 to advance. Harold Stowe struck out 17 in that second game on June 9 and that is still a Clemson single-game record for strikeouts in an NCAA Tournament game.

The Tigers advanced to Omaha in 1959, this time with three easy wins; one over Georgia Tech and two over Florida State. One of the wins over

## Clemson Position Starters

Pos.	#	Player	B-T	Cl.	GP-S	Avg.	HR	RBI	Notes
C	29	Adrian Casanova	R-R	*Sr.	69-67	.249	5	34	Hit .308 in ACC regular-season games
1B	24	Andy D'Alessio	L-R	Jr.	69-69	.312	23	85	First-Team All-American by NCBWA
2B	4	Taylor Harbin	R-R	So.	64-64	.319	9	47	Had a .982 fielding percentage (6 errors)
SS	6	Stan Widmann	R-R	So.	67-67	.307	1	30	Was 15-15 on stolen bases
3B	3	Herman Demmink	L-R	Gr.	69-69	.296	5	32	Started 35 games at third base
LF	21	Tyler Colvin	L-L	Jr.	69-69	.356	13	70	First-Team All-American by NCBWA
CF	48	Josh Cribb	L-L	So.	68-68	.353	0	20	Ended the year on a 16-game hit streak
RF	5	Travis Storrer	L-R	Sr.	52-51	.321	9	45	Missed all 13 postseason games (injury)
DH	3	Herman Demmink	L-R	Gr.	69-69	.296	5	32	Had more walks (34) than strikeouts (32)

## Clemson Starting Pitchers

Pos.	#	Pitcher	Cl.	GP-S	ERA	W-L	CG	IP	H	R	ER	BB	SO
RHP	20	Stephen Faris	Jr.	18-18	2.36	9-3	1	103.0	77	36	27	20	86
RHP	48	Josh Cribb	*Gr.	16-15	3.09	9-0	1	87.1	70	36	30	26	83
RHP	18	Jason Berken	*Jr.	18-18	3.22	9-3	0	81.0	83	43	29	34	75

## 2006 Results

### February

17	Fri.	James Madison <sup>(1)</sup>	W	8 - 1
17	Fri.	James Madison <sup>(2)</sup>	W	3 - 0
19	Sun.	James Madison	W	6 - 1
24	Fri.	Mercer	W	5 - 1
26	Sun.	Mercer <sup>(1)</sup>	L	2 - 3
26	Sun.	Mercer <sup>(2)</sup>	W	9 - 4

### March

3	Fri.	at College of Charleston	W	6 - 0
4	Sat.	at South Carolina (9-15-12)	L	2 - 6
5	Sun.	South Carolina (9-15-12)	W	6 - 4
8	Wed.	William & Mary	W	10 - 5
10	Fri.	Kansas (25-NR-NR)	W	7 - 2
11	Sat.	Kansas (25-NR-NR)	L	5 - 6
12	Sun.	Kansas (25-NR-NR)	W	4 - 3
15	Wed.	Gardner-Webb	W	10 - 5
17	Fri.	*at Virginia	L	1 - 2
18	Sat.	*at Virginia	L	2 - 10
19	Sun.	*at Virginia	L	4 - 7
21	Tue.	Elon	W	5 - 3
22	Wed.	Elon	W	7 - 4
24	Fri.	*N.C. State (20-20-12)	W	9 - 5
25	Sat.	*N.C. State (20-20-12)	W	4 - 2
26	Sun.	*N.C. State (20-20-12)	W	6 - 2
28	Tue.	at Georgia (22-19-21)	L <sup>(10)</sup>	11 - 12
29	Wed.	Georgia (22-19-21)	W	10 - 7
31	Fri.	*at Miami (FL) (25-11-13)	W	8 - 6

### April

1	Sat.	*at Miami (FL) (25-11-13)	W	6 - 2
2	Sun.	*at Miami (FL) (25-11-13)	W	14 - 1
4	Tue.	Western Carolina	L	6 - 8
5	Wed.	at South Carolina (2-1-2)	W	3 - 2
7	Fri.	*Maryland	W	3 - 1
8	Sat.	*Maryland	W <sup>(11)</sup>	3 - 2
9	Sun.	*Maryland	W	15 - 7
11	Tue.	at Western Carolina	W	8 - 3
12	Wed.	South Carolina (7-9-7)	W	10 - 5
14	Fri.	*at Georgia Tech (14-11-10)	W	7 - 6
15	Sat.	*at Georgia Tech (14-11-10)	L	3 - 12
16	Sun.	*at Georgia Tech (14-11-10)	L	4 - 22
18	Tue.	Winthrop (23-NR-NR)	L	3 - 6
19	Wed.	Furman	L	4 - 5
21	Fri.	*at Boston College	W	6 - 3
22	Sat.	*at Boston College <sup>(1)</sup>	L	2 - 3
22	Sat.	*at Boston College <sup>(2)</sup>	W	4 - 1
26	Wed.	Wofford	W	10 - 1
28	Fri.	*Virginia Tech	W	11 - 2
29	Sat.	*Virginia Tech	W	11 - 4
30	Sun.	*Virginia Tech	W	7 - 3

### May

8	Mon.	*at Duke <sup>(1)</sup>	W	7 - 4
8	Mon.	*at Duke <sup>(2)</sup>	W	14 - 0
9	Tue.	*at Duke	W	8 - 2
12	Fri.	*Florida State (17-15-13)	W	9 - 1
13	Sat.	*Florida State (17-15-13)	W <sup>(10)</sup>	4 - 3
14	Sun.	*Florida State (17-15-13)	W	11 - 2
16	Tue.	College of Charleston (21-NR-NR)	W	1 - 0
18	Thu.	*Wake Forest (NR-22-NR)	W	26 - 1
19	Fri.	*Wake Forest (NR-22-NR)	W	6 - 0
20	Sat.	*Wake Forest (NR-22-NR)	W	7 - 3
24	Wed.	+Wake Forest	W <sup>(7)</sup>	13 - 1
25	Thu.	+Georgia Tech (11-16-7)	W	3 - 2
27	Sat.	+Georgia Tech <sup>(1)</sup> (11-16-7)	L <sup>(10)</sup>	7 - 8
27	Sat.	+Georgia Tech <sup>(2)</sup> (11-16-7)	W	16 - 11
28	Sun.	+N.C. State (NR-NR-25)	W	8 - 4

### June

2	Fri.	\$North Carolina-Asheville <sup>N</sup>	W	3 - 0
3	Sat.	\$Elon	W	13 - 3
4	Sun.	\$Mississippi State	W	8 - 6
9	Fri.	¶Oral Roberts (19-14-NR)	W	11 - 8
10	Sat.	¶Oral Roberts (19-14-NR)	W	6 - 5
16	Fri.	!Georgia Tech (7-7-4)	W	8 - 4
18	Sun.	!North Carolina (5-5-9)	L	0 - 2
20	Tue.	!Cal State Fullerton (2-2-3)	L	6 - 7

\* - ACC regular-season game; + - ACC Tournament at Jacksonville, FL; \$ - NCAA Regional at Clemson, SC; ¶ - NCAA Super Regional at Clemson, SC; ! - College World Series at Omaha, NE; <sup>N</sup> - due to inclement weather, game was completed on Jun. 3; Note: Home games in **bold**; rankings by **Baseball America**, **Collegiate Baseball**, **Sports Weekly**.





# 2006 Clemson Baseball Notes



## Clemson Regional & Super Regional Recap

Clemson went a perfect 5-0 in the regional and super regional round to advance to Omaha for the 11th time in school history. The Tigers defeated UNC Asheville (3-0), Elon (13-3), and Mississippi State (8-6) in the Clemson Regional, then beat #14 Oral Roberts by scores of 11-8 and 6-5 in the Clemson Super Regional. All five of the Tigers' games featured a sellout crowd of 5,617 fans.

### Clemson Regional Attendances

Year	Teams	NCAA Tourney	W-L	Attendance
1980	4	Regional	3-0	11,140
1981	4	Regional	0-2	2,738
1994	6	Regional	2-2	20,708
1995	6	Regional	4-0	25,600
1996	6	Regional	4-0	20,797
1998	6	Regional	1-2	19,022
2000	4	Regional	3-0	15,770
	2	Super Regional	2-0	12,700
2001	4	Regional	3-0	16,256
2002	4	Regional	3-0	18,435
	2	Super Regional	2-1	15,953
2005	4	Regional	3-0	21,485
2006	4	Regional	3-0	26,287
	2	Super Regional	2-0	11,234

## Tigers Played in Sixth Super Regional

Clemson made its sixth super regional appearance in the eighth year of the super regional format in 2006. Only two teams (Miami (FL), Florida State) have played in more. The Tigers played in the College Station (TX) Super Regional in 1999, falling in game three. In 2000 and 2002, Clemson won its own super regional to advance to Omaha. In 2001, the Tigers lost both games at Miami (FL), while in 2005, Baylor defeated the Tigers twice in three games. In 2006, Clemson downed Oral Roberts twice in two games at Doug Kingsmore Stadium.

### Most Super Regional Appearances

Rk	Team	SR	CWS
1.	Miami (FL)	8	6
2.	Florida State	7	2
3.	Clemson	6	3
	Cal. State-Fullerton	6	5
	Louisiana State	6	3
	Rice	6	4
	South Carolina	6	3
	Stanford	6	5
9.	Georgia Tech	5	2
	Southern California	5	2
	Texas	5	5
12.	Nebraska	4	3

## The Tigers

Clemson (53-16) ended the season with a #5 final ranking in all three polls after going 1-2 in the College World Series. The Tigers (53-16) captured the Clemson Regional and Clemson Super Regional titles after winning the ACC Tournament championship for the first time since 1994.

Clemson was 24-6 during the ACC regular season, finishing in first place in both the Atlantic Division and overall standings. The 24 victories set a school and league record for most conference wins. Clemson made its 20th straight NCAA Tournament appearance, the third-longest streak in NCAA history, as well.

The Tigers were led by 13th-year Head Coach Jack Leggett. His 608 wins in his 13 seasons are the fourth-most in college baseball during his tenure.

The Tigers were also 26-9 against top-25 ranked teams in 2006.

The team hit .303 and was led by Tyler Colvin, who hit .356 with 22 doubles, five triples, 13 homers, 70 RBIs, and 23 stolen bases along with a 26-game hitting streak, the fourth-longest in school history. Brad Chalk batted .353 with a .467 on-base percentage, while Andy D'Alessio hit .312 with 23 home runs and 85 RBIs.

The pitching staff had a 3.26 ERA and .245 opponents' batting average. The starting weekend rotation of Jason Berken, Stephen Faris, and Josh Cribb combined for a 27-6 record and 2.85 ERA in 52 appearances (51 starts). Daniel Moskos had a team-best 10 saves along with a 2.52 ERA in 33 relief appearances. Clemson fielded at a .972 clip as well, ahead of the old school record of .971 (2002).

### Worth Noting

- Clemson was 25-4 when it did not commit an error, and 28-12 when it committed at least one.
- Clemson was 49-2 when it had at least as many hits as its opponents, and 4-14 when it got out-hit.
- Clemson had a 25-5 record at night, and hit .319 with a .538 slugging percentage in night games.
- After starting the season 0-for-8 with the bases loaded in the first eight games, Clemson was 28-for-58 (.483) with the bases full in the last 61 games.
- Clemson had a 16-1 record in games played on Friday.

### Polls

Clemson was ranked #5 in all three final polls. It was the first time the Tigers were in the top five of all three polls since 2002, when they were ranked #3 in all three final polls.

The Tigers' #1 ranking by **Baseball America** on February 6, which Clemson held on to for a total of four weeks, was their first since May 13, 2002, when Clemson was ranked #1 in all three major polls. It was the earliest #1 ranking for the Clemson program in history, as the earliest #1 ranking prior to that was on March 20, 2000, when **Collegiate Baseball** had the Tigers #1. The Tigers have been ranked #1 for 19 weeks by at least one of the major polls in Head Coach Jack Leggett's 13 seasons at Clemson.

### Clemson Ranked in Top Three in All Three Polls

Clemson was ranked in the top three in the nation in all three college baseball polls entering the 2006 NCAA Tournament. That was the first time since 2002 that was the case. That year, Clemson was ranked #4 by **Sports Weekly**, #5 by **Baseball America**, and #7 by **Collegiate Baseball**.

It was the first time since 1994 that Clemson was a unanimous top-three team entering the NCAA Tournament. That year, Clemson was #1 in all three polls entering the tournament. However, Clemson was upset at its own regional by Notre Dame and Auburn, and failed to reach the College World Series.

Overall, it was the ninth time since 1987 that Clemson was a unanimous top-10 team entering the NCAA Tournament. Clemson has advanced to the College World Series in six of the nine seasons that has been the case.

It was the sixth time under Head Coach Jack Leggett that Clemson was a unanimous top-10 team

## Head Coach Jack Leggett

**Full Name:** Jackson Scott Leggett

**Born:** March 5, 1954 in Bangor, ME

**Education:** Bachelor's degree in physical education and minor in history at Maine (1976); master's degree in teacher education at Vermont (1980)



**Playing Experience:** Four-year letterman (baseball) at Maine (1973-76); three-year letterman (football) at Maine (1974-76)

**Coaching Experience:** Head coach at Vermont (1978-82); head coach at Western Carolina (1983-91); assistant head coach at Clemson (1992-93); head coach at Clemson (1994-06)

**Family:** Son, Tanner (22) and daughter, Colby (20); Wife, Karen (married on August 6, 2005)

### Leggett's Clemson Head Coaching Record

Year	Overall	ACC	Finish	NCAA
1994*	57-18	20-4	1st	Regional
1995	54-14	20-4	1st	CWS
1996	51-17	17-7	2nd	CWS
1997	41-23	13-10	4th	Regional
1998	43-16	14-9	T-2nd	Regional
1999	42-27	13-10	3rd	Super Regional
2000	51-18	17-7	2nd	CWS
2001	41-22	17-7	2nd	Super Regional
2002	54-17	16-8	4th	CWS
2003	39-22	15-9	T-3rd	Regional
2004	39-26	14-10	T-4th	Regional
2005	43-23	21-9	2nd	Super Regional
2006*	53-16	24-6	1st	CWS

\* - ACC Tournament Champion

### Leggett's Head Coaching Record By School

School	Seasons	Years	W-L	Pct.
Vermont	5	1978-82	75-61	.551
Western Carolina	9	1983-91	302-229	.569
<b>Clemson</b>	<b>13</b>	<b>1994-06</b>	<b>608-259</b>	<b>.701</b>
<b>Totals</b>	<b>27</b>	<b>1978-91,94-06</b>	<b>985-549</b>	<b>.642</b>

### Leggett vs. ACC as Clemson Head Coach

Team	Overall	Home	Away	Neutral
Boston College	2-1	0-0	2-1	0-0
Duke	31-10	15-3	15-6	1-1
Florida State	22-30	14-7	4-14	4-9
Georgia Tech	28-23	13-4	7-14	8-5
Maryland	37-4	21-0	13-4	3-0
Miami (FL)	7-0	3-0	3-0	1-0
North Carolina	28-15	13-5	12-6	3-4
N.C. State	32-14	16-4	8-10	8-0
Virginia	29-16	15-3	12-9	2-4
Virginia Tech	5-1	3-0	2-1	0-0
Wake Forest	33-11	17-4	13-5	3-2
<b>Totals</b>	<b>254-125</b>	<b>130-30</b>	<b>91-70</b>	<b>33-25</b>

Note: Includes records vs. teams as ACC members.

### Leggett vs. SEC as Clemson Head Coach

Team	Overall	Home	Away	Neutral
Alabama	2-0	1-0	0-0	1-0
Arkansas	3-1	2-1	1-0	0-0
Auburn	7-8	4-3	2-5	1-0
Georgia	17-12	11-1	6-11	0-0
Kentucky	3-0	3-0	0-0	0-0
Mississippi State	3-0	3-0	0-0	0-0
South Carolina	27-20	13-9	14-9	0-2
Tennessee	9-3	6-0	3-2	0-1
<b>Totals</b>	<b>71-44</b>	<b>43-14</b>	<b>26-27</b>	<b>2-3</b>

### Winningest Programs (1994-06)

Rk	Team	Wins	Avg.
1.	Florida State	674	51.8
2.	Wichita State	646	49.7
3.	Rice	619	47.6
4.	<b>Clemson</b>	<b>608</b>	<b>46.8</b>
5.	Miami (FL)	605	46.5





# 2006 Clemson Baseball Notes



## 2006 Polls

### Baseball America (June 27, 2006)

Rk	Team
1.	Oregon State
2.	North Carolina
3.	Cal State Fullerton
4.	Rice
5.	<b>Clemson</b>
6.	Georgia
7.	Georgia Tech
8.	Miami (FL)
9.	Oklahoma
10.	Alabama
11.	Mississippi
12.	Texas
13.	South Carolina
14.	College of Charleston
15.	Nebraska
16.	Virginia
17.	Oral Roberts
18.	Missouri
19.	Stanford
20.	Kentucky
21.	Pepperdine
22.	Fresno State
23.	Oklahoma State
24.	Houston
25.	Wichita State

### Collegiate Baseball (June 27, 2006)

Rk	Team
1.	Oregon State
2.	North Carolina
3.	Rice
4.	Cal State Fullerton
5.	<b>Clemson</b>
6.	Miami (FL)
7.	Georgia
8.	Georgia Tech
9.	Alabama
10.	Oklahoma
11.	Mississippi
12.	South Carolina
13.	College of Charleston
14.	Oral Roberts
15.	Stanford
16.	Missouri
17.	Texas
18.	Kentucky
19.	Evansville
20.	Virginia
21.	Houston
22.	Nebraska
23.	Oklahoma State
24.	Florida State
25.	Arkansas

entering the NCAA tournament. The Tigers reached the College World Series five of those six times, including each of the last five.

### Unanimous Top-10 Teams Entering NCAA Tourney

Year	BA	CB	SW
1987	10	10	NP
1991	4	4	NP
1992	5	6	NP
1994	1	1	1
1995	4	5	6
1996	8	10	9
2000	9	8	8
2002	5	7	4
2006	3	3	2

### 41

That's how many of Clemson's 69 games were against teams that played in the 2006 NCAA Tournament, which equates to 59.4 percent. Clemson had a 29-12 record against teams in the field, including a 19-2 record in games at Doug Kingsmore Stadium. Kansas and Winthrop were the only NCAA Tournament teams to defeat Clemson at Doug Kingsmore Stadium in 2006.

Between March 3 and April 5 of 2006, Clemson had a stretch of 19 games against NCAA Tournament teams in a 21-game stretch. Clemson had a 14-5 record in those 19 games.

team finished with a school-record 60 wins and reached the College World Series.

### Best Records in Final 20 Games Entering NCAA

Year	Overall	Last 20 Games	NCAA
2006	47-14	19-1	6-2
1947	21-3	18-2	3-2
1991	56-8	18-2	4-2
1976	35-13	17-3	1-2
1967	26-7	16-4	3-2
1975	33-8	16-4	0-2
1978	38-12	16-4	1-2

### ACC Regular-Season Champions

Clemson captured the ACC regular-season title for both the entire ACC and Atlantic Division with a 24-6 league mark in 2006. The Tigers won 24 of their last 27 ACC games after getting swept at Virginia to open their conference season. It was Clemson's first ACC regular-season title since 1995 and was the 21st in the 53rd year of the ACC's existence.

The Tigers won their final 13 ACC regular-season games after having an 11-6 mark at one point. Clemson also finished its home league schedule with a perfect 15-0 record. And since it won the last three home ACC games of 2005 (against Miami (FL)), Clemson has won 18 home league games in a row.

### Tigers Won Regular-Season and Tourney Titles

Clemson won both the ACC regular-season and ACC Tournament titles in 2006. It marked the sixth time in school history that Clemson won both league titles in the same year, and the first time since 1994, Jack Leggett's first year as Clemson's head coach.

Three Clemson teams in history have won the ACC regular-season title, won the tournament, and then gone on to the College World Series. That was the 1976, 1991, and 2006 Tiger teams. Leggett's first Clemson team won the ACC regular-season title with a 20-4 record, then won the ACC Tournament with a 4-1 record. But the Tigers were 2-2 in the NCAA Tournament and did not move on to the College World Series.

### Double ACC Champions

Year	ACC RS	ACC Tourney	NCAA
1976	10-2	3-0	CWS
1978	10-2	3-0	Regional
1981	10-4	5-1	Regional
1991	18-3	5-0	CWS
1994	20-4	4-1	Regional
2006	24-6	4-1	CWS

### Four Tigers Named All-ACC

Righthander Josh Cribb and first-baseman Andy D'Alessio were both named First-Team All-ACC in 2006. The team was compiled after a vote of the league's 12 head coaches. It was the first selection for both players, who led the Tigers to a 53-16 record in 2006, including 24 wins in 30 league games. Righthander Jason Berken and outfielder Tyler Colvin were named to the second team.

### Six Tigers Named All-ACC Tournament

Six Tigers were named to the All-ACC Tournament team in 2006. They all were major reasons Clemson won four of five games and captured the school's first ACC Tournament title since 1994.

## 2006 Polls

### Sports Weekly (June 27, 2006)

Rk	Team
1.	Oregon State
2.	North Carolina
3.	Rice
4.	Cal State Fullerton
5.	<b>Clemson</b>
6.	Miami (FL)
7.	Georgia Tech
8.	Georgia
9.	Alabama
10.	Mississippi
11.	Oklahoma
12.	Texas
13.	College of Charleston
14.	Virginia
15.	Kentucky
16.	Stanford
17.	South Carolina
18.	Nebraska
19.	Oral Roberts
20.	Florida State
21.	Missouri
22.	Arkansas
23.	Arizona State
24.	Houston
25.	Pepperdine

### Weekly Rankings (June 27, 2006)

Date	BA	CB	SW	W-L
Pre	2	6	3	0-0
2-6	1	5	*	0-0
2-13	1	5	*	3-0
2-20	1	2	*	2-1
2-27	1	1	3	2-1
3-6	2	3	3	3-1
3-13	2	4	3	1-3
3-20	10	13	11	5-0
3-27	9	9	9	4-1
4-3	7	8	7	4-1
4-10	5	7	6	3-2
4-17	6	9	9	2-3
4-24	9	12	11	4-0
5-1	8	9	9	0-0
5-8	7	9	7	6-0
5-15	4	5	3	4-0
5-22	3	3	2	4-1
5-29	3	3	2	3-0
6-6	3	3	*	2-0
6-13	3	3	*	1-2
Final	5	5	5	

\* - no poll

### Winningest Tiger Teams Entering NCAA

Clemson had a 47-14 record entering the NCAA Tournament. The 47 wins ranked in a tie for the seventh-most wins in Clemson history for a team entering the NCAA Tournament, and the most since the 2002 team also had a 47-14 record entering the tourney. The all-time record is 56 wins entering the tournament, set by the 1991 Clemson team. Bill Wilhelm's team had a 56-8 record entering the tournament, then won the regional in Orono, ME. The Tigers went 0-2 at the College World Series to finish 60-10. That is still the school record for wins in a season.

The 2006 squad was the fourth Leggett-coached Tiger team that had at least 47 wins entering the NCAA Tournament. His first team, the 1994 club, had a 55-16 record entering the tournament.

### Most Clemson Wins Entering NCAA Tourney

Year	W-L	NCAA	Reached
1991	56-8	4-2	CWS
1994	55-16	2-2	Regional
1988	52-12	2-2	Regional
1987	51-18-1	3-2	Regional
1995	50-12	4-2	CWS
1992	49-12	1-2	Regional
1989	47-18	3-2	Regional
2002	47-14	7-3	CWS
2006	47-14	6-2	CWS

### Clemson Entered NCAA Tournament on a Roll

Clemson had a 47-14 record entering the NCAA Tournament, including 19 wins in its last 20 games. That was the best 20-game record heading into the NCAA Tournament in school history. The 1947 and 1991 Clemson teams were 18-2 in their last 20 games entering the NCAA Tournament, and that was the previous best. Both of those teams went deep into the NCAA Tournament. The 1947 team reached the Final Eight before being eliminated by George Bush's Yale team, while Clemson's 1991

## Clemson's Final Rankings

Year	BA	CB	SW	1997	---	---	24
1988	15	21	NP	1998	21	23	19
1989	14	14	NP	1999	17	13	14
1990	---	---	NP	2000	7	6	5
1991	4	8	NP	2001	17	13	14
1992	7	10	NP	2002	3	3	3
1993	17	17	16	2003	---	---	---
1994	4	9	9	2004	---	---	---
1995	8	8	8	2005	14	13	16
1996	5	4	4	2006	5	5	5



# 2006 Clemson Baseball Notes



Named to the team were all three outfielders, Brad Chalk, Tyler Colvin, and D.J. Mitchell, second-baseman Taylor Harbin, third-baseman Marquez Smith, and righthander Sean Clark. Colvin was named the MVP of the Tournament as well.

The six selections were the most-ever for a Clemson team to the All-ACC Tournament squad. The 1989 team that won the tourney in Greenville, SC behind lefthander Brian Barnes had five selections, as did the 1991 team. Clemson had just three selections in 1994, the last time Clemson won the tournament.

Clemson's six selections were the most by an ACC team since 1999, when nine Wake Forest players were named to the all-tournament team. Colvin was named MVP of the tournament after hitting .417 on a team-best 10 hits in 24 at-bats. He had at least one hit in every game, extending his hitting streak to 20 games. He also had three steals and drove in five runs.

Clark was the only pitcher named to the team. He pitched 8.0 innings in the championship game and allowed just one run on four hits. It was the first win of his Clemson career.

## Seven Named Clemson Regional All-Tourney

Seven Tigers were named to the Clemson Regional All-Tournament team, as the Tigers captured the title by going 3-0 at Doug Kingsmore Stadium from June 2-4. The entire Tiger infield was represented, including first-baseman Andy D'Alessio, second-baseman Taylor Harbin, shortstop Stan Widmann, and third-baseman Marquez Smith. Outfielders Tyler Colvin and Brad Chalk, and pitcher Sean Clark also made the 11-player team. Harbin was named Clemson Regional MVP after going 5-for-9 with a double, two homers, seven RBIs, and four stolen bases in three games.

## Clemson 26-9 Against Top-25 Teams

Clemson had a 26-9 record against top-25 ranked teams in 2006. In 13 seasons at Clemson, Head Coach Jack Leggett has 173 wins over teams ranked in the top 25. Only three times in his first 13 seasons has he had a losing record against teams in the top 25.

### Leggett Against Top-25 Teams

Year	Overall	Top 25	Top 10	Top 5
1994	57-18	19-12	10-4	7-3
1995	54-14	15-10	4-10	1-6
1996	51-17	13-10	7-3	5-2
1997	41-23	6-11	4-7	1-2
1998	43-16	8-5	4-2	0-1
1999	42-27	12-12	6-6	3-4
2000	51-18	14-13	11-10	6-7
2001	41-22	5-12	3-8	1-6
2002	54-17	19-13	10-11	6-8
2003	39-22	8-8	5-3	4-2
2004	39-26	9-16	6-8	0-3
2005	43-23	19-9	11-9	4-2
2006	53-16	26-9	7-6	2-2
<b>Totals</b>	<b>608-259</b>	<b>173-140</b>	<b>88-87</b>	<b>40-48</b>

## Clemson Set School Record for Top-25 Wins

As stated earlier, Clemson had a 26-9 record against top-25 ranked teams in 2006. The 74.3-percent winning mark was a school record for winning percentage against top-25 foes. That 74.3 winning percentage was far ahead of the 67.9 winning

percentage of the 2005 team that posted a 19-9 record against top-25 teams.

The 2006 team also set the school record for top-25 wins in a season. The 1994 team, Jack Leggett's first at Clemson, had a 19-12 record against ranked teams, his 2002 team was 19-13 against top-25 foes, and the 2005 team was 19-9.

### Most Wins Over Top-25 Teams

Rk	Year	W-L	Win %
1.	2006	26-9	74.3
2.	2005	19-9	67.9
	1994	19-12	61.3
	2002	19-13	59.4
5.	1995	15-10	60.0

### Best Winning % Against Top-25 Teams

Rk	Year	W-L	Win %
1.	2006	26-9	74.3
2.	2005	19-9	67.9
3.	1998	8-5	61.5
4.	1994	19-12	61.3
5.	1991	11-7	61.1

## Tiger Victories Over Top-Ranked Teams

When Clemson defeated #1 South Carolina in baseball on April 5, 2006 in Columbia, Head Coach Jack Leggett tied the Clemson coaching record in all sports for wins over a top-ranked team. It was Leggett's fifth win over a #1 team, tying him with former Tiger Baseball Coach Bill Wilhelm and former Tiger Men's Soccer Coach Dr. I.M. Ibrahim.

Overall, it was the 23rd time in history that Clemson defeated a #1 team in all sports, including the 10th time in baseball. All 10 of those victories have taken place away from Doug Kingsmore Stadium.

Clemson has beaten a #1 team in baseball 10 times, and five of the victories have been by one run, including the win over South Carolina in Columbia, a contest the Tigers won 3-2. In fact, 11 of the 23 Tiger wins over top-ranked have been by one point, run, or goal.

The April 5 victory over South Carolina was Clemson's first win over a #1 team in baseball since an 8-4 victory at #1 Florida State on April 10, 1999. It was also the first win over a #1 team in any sport since the men's soccer team defeated Wake Forest in Winston-Salem by a 2-1 score in overtime in 2002. It marked the 12th time in Leggett's career he defeated a top-10 South Carolina team.

Clemson had a 26-9 record against top-25 teams in 2006, including 24 victories in the last 31 games.

## Clemson Baseball Wins Over Top-Ranked Teams

Date	Opponent	Site	Score
5-21-77	Miami (FL)	Miami, FL	7-2
5-22-77	Miami (FL)	Miami, FL	10-9
5-10-86	Miami (FL)	Greenville, SC	7-4
5-11-86	Miami (FL)	Greenville, SC	9-5
5-17-93	Georgia Tech	Greenville, SC	9-8
5-13-94	Georgia Tech	Atlanta, GA	9-8
5-15-94	Georgia Tech	Atlanta, GA	7-4
6-4-96	Alabama	Omaha, NE	14-13
4-10-99	Florida State	Tallahassee, FL	8-4
4-5-06	South Carolina	Columbia, SC	3-2

## Clemson Set Home Attendance Record

For the third year in a row, Clemson set the school record for average home attendance. The Tigers drew 184,946 fans for their 39 home dates in

## Unofficial RPI

### Warren Nolan's RPI By Team

Rk	Team	W-L	Rating	SoS
1.	Clemson	53-16	.643	1
2.	Rice	56-13	.632	20
3.	Georgia Tech	50-18	.616	11
4.	Nebraska	41-17	.612	15
5.	Alabama	44-21	.611	3
6.	Texas	41-21	.609	4
7.	Georgia	47-23	.607	6
8.	Cal State Fullerton	50-15	.607	35
9.	North Carolina	54-15	.602	45
10.	Oklahoma	45-22	.602	10
11.	Florida State	44-21	.600	18
12.	Virginia	47-15	.599	49
13.	N.C. State	40-23	.597	7
14.	Mississippi	44-22	.596	14
15.	Miami (FL)	42-24	.596	5
16.	Arkansas	39-21	.595	16
17.	Oklahoma State	41-20	.592	26
18.	Troy	47-16	.588	70
19.	College of Charleston	46-17	.588	53
20.	Houston	39-22	.585	29
21.	Pepperdine	42-21	.583	37
22.	Tulane	43-21	.582	41
23.	Kentucky	44-17	.582	68
24.	Elon	45-18	.581	65
25.	Wake Forest	33-22	.580	12
26.	UCLA	33-25	.579	9
27.	South Carolina	41-25	.578	25
28.	Winthrop	46-18	.577	79
29.	Fresno State	45-18	.576	80

### Warren Nolan's RPI By Conference

Rk	Conference	W-L	Rating
1.	Southeastern	232-77	.577
2.	Atlantic Coast	228-74	.575
3.	Big 12	205-77	.575
4.	Conference USA	178-109	.550
5.	Pacific 10	173-108	.550

### Ranking Clemson's Opponents By RPI

Rk	Team	GP	W-L	W-L	Rating
3.	Georgia Tech	7	4-3	50-18	.616
7.	Georgia	2	1-1	47-23	.607
8.	Cal State Fullerton	1	0-1	50-15	.607
9.	North Carolina	1	0-1	54-15	.602
11.	Florida State	3	3-0	44-21	.600
12.	Virginia	3	0-3	47-15	.599
13.	N.C. State	4	4-0	40-23	.597
15.	Miami (FL)	3	3-0	42-24	.596
19.	College of Charleston	2	2-0	46-17	.588
24.	Elon	3	3-0	45-18	.581
25.	Wake Forest	4	4-0	33-22	.580
27.	South Carolina	4	3-1	41-25	.578
28.	Winthrop	1	0-1	46-18	.577
33.	Mississippi State	1	1-0	37-23	.572
35.	Kansas	3	2-1	40-24	.571
51.	Oral Roberts	2	2-0	38-16	.550
61.	Maryland	3	3-0	26-30	.544
75.	James Madison	3	3-0	38-21	.538
84.	Boston College	3	2-1	28-25	.531
89.	Mercer	3	2-1	34-26	.528
98.	Western Carolina	2	1-1	33-27	.525
99.	Furman	1	0-1	32-23	.525
111.	Virginia Tech	3	3-0	20-33	.514
154.	North Carolina-Asheville	1	1-0	28-35	.490
164.	William & Mary	1	1-0	23-29	.487
174.	Gardner-Webb	1	1-0	24-31	.483
182.	Duke	3	3-0	15-40	.479
200.	Wofford	1	1-0	20-37	.470

\* - head-to-head; ^ - overall (against Division I teams only); Note: Records through games of June 26; RPI ratings and strength of schedule numbers through May 28; there are 293 schools that play Division I baseball; ACC teams in **bold**.



# 2006 Clemson Baseball Notes



## Atlantic Coast Conference

### 2006 ACC Standings

Atlantic Division					
ACC				Overall	
Rk	Team	W-L	Pct	GB	Pct
1.	<b>Clemson</b>	<b>24-6</b>	<b>.800</b>	<b>----</b>	<b>53-14 .768</b>
2.	Florida State	16-13	.552	7.5	44-21 .677
	N.C. State	16-13	.552	7.5	40-23 .635
	Wake Forest	16-13	.552	7.5	33-22 .600
5.	Boston College*	9-21	.300	15.0	28-25 .528
6.	Maryland	8-22	.267	16.0	26-30 .464

Coastal Division					
ACC				Overall	
Rk	Team	W-L	Pct	GB	Pct
1.	North Carolina	22-8	.733	----	54-15 .783
2.	Virginia	21-9	.733	1.0	47-15 .758
3.	Georgia Tech	19-11	.633	3.0	50-18 .735
4.	Miami (FL)	17-13	.567	5.0	42-24 .636
5.	Duke	6-24	.200	16.0	15-40 .273
6.	Virginia Tech	4-25	.138	17.5	20-33 .377

\* - had one non-conference tie; Note: Standings and stats through games of June 26.

### ACC Hitting, Pitching, & Fielding By Team

Team	BA	Rk	ERA	Rk	Fld. %	Rk
Boston College	.280	8	4.54	8	.959	10
<b>Clemson</b>	<b>.303</b>	<b>6</b>	<b>3.26</b>	<b>2</b>	<b>.972</b>	<b>1</b>
Duke	.270	12	7.04	12	.959	11
Florida State	.298	7	3.54	4	.967	5
Georgia Tech	.318	4	4.45	6	.964	7
Maryland	.273	11	5.15	10	.959	9
Miami (FL)	.310	5	4.33	5	.969	4
North Carolina	.321	3	3.35	3	.965	6
N.C. State	.333	1	4.50	7	.970	2
Virginia	.322	2	3.04	1	.970	3
Virginia Tech	.279	9	6.87	11	.958	12
Wake Forest	.273	10	4.65	9	.963	8

### ACC Leaders in Batting Average

Rk	Player	Team	H-AB	BA
1.	Josh Horton	North Carolina	107-271	.395
2.	Matt Camp	N.C. State	101-261	.387
3.	Chad Flack	North Carolina	112-292	.384
4.	Brandon Marsh	Virginia	79-208	.380
5.	Jay Cox	North Carolina	87-232	.375
6.	Jon Jay	Miami (FL)	82-227	.361
7.	Shane Robinson	Florida State	97-269	.361
8.	Tom Hagan	Virginia	75-210	.357
9.	<b>Tyler Colvin</b>	<b>Clemson</b>	<b>100-281</b>	<b>.356</b>
10.	Danny Payne	Georgia Tech	64-180	.356

### ACC Leaders in ERA

Rk	Player	Team	IP	ERA
1.	Jonathan Hovis	North Carolina	69.1	1.17
2.	Ben Hunter	Wake Forest	55.0	1.47
3.	Danny Otero	Duke	73.2	2.20
4.	<b>Stephen Faris</b>	<b>Clemson</b>	<b>103.0</b>	<b>2.36</b>
5.	Sean Doolittle	Virginia	90.2	2.38
6.	Andrew Miller	North Carolina	123.1	2.48
7.	Jacob Thompson	Virginia	100.1	2.60
8.	Danny Gil	Miami (FL)	67.2	2.66
9.	Bryan Henry	Florida State	115.2	2.88
10.	Tyler Chambliss	Florida State	115.0	2.97

### Tigers in the Top Five in ACC Stats

Player	Category	Stat	Per Game	Rk
Tyler Colvin	Total Bases/G	171	2.48	2
Josh Cribb	Strikeouts/9 IP	8.55	-----	5
Andy D'Alessio	Homers/G	23	0.33	1
	RBIs/G	85	1.23	1
	Slugging %	.648	-----	2
	Total Bases/G	162	2.35	3
Stephen Faris	ERA	2.36	-----	4
Daniel Moskos	Saves	10	-----	T-5

2006, an average of 4,742 per date. That mark broke the previous record of 4,049, set in 2005.

### Clemson Single-Season Attendance Bests

Rk	Year	Dates	Attendance	Avg.
1.	<b>2006</b>	<b>39</b>	<b>184,946</b>	<b>4,742</b>
2.	2005	32	129,553	4,049
3.	2004	32	116,781	3,649
4.	2002	45	161,640	3,592
5.	2003	33	109,696	3,324

### Holding Teams to Three Runs or Less

One of the reasons for Clemson's strong finish to the 2006 season was consistency in pitching. The Tigers had a streak of 11 consecutive games allowing three runs or less between a 14-0 win over Duke on May 8 and a 3-2 victory over #7 Georgia Tech on May 25. Clemson won all 11 games during that stretch.

The 11 consecutive games allowing the opposition to score three runs or less was the longest of its kind since 1917. Clemson had a 10-game streak in 1972, but the 2006 Clemson team trumped that streak in the ACC Tournament. The 1917 team had a 14-game streak of allowing three runs or less, and that is the all-time school record. Georgia Tech broke the string when it scored eight runs in an 8-7 victory (10 innings) in the ACC Tournament.

### Tigers Tough to Beat at Clemson

Clemson has been tough to beat historically at Doug Kingsmore Stadium, and that was the case in 2006. Clemson was 36-5 at home, an 87.8 winning percentage in the friendly confines. Clemson hit .318 in the 41 games at home, with a 51-17 advantage in home runs over the opposition and a .505 slugging percentage to just .301 for the opposition. Clemson had a .976 fielding percentage at home, and stole 72-86 bases, an 83.7-percent success rate.

Clemson had great balance on offense at home in 2006, with eight of the nine starting position players hitting .313 or better. Brad Chalk led the way with a .371 batting average at home, while Tyler Colvin batted .369 and Taylor Harbin hit .361. Andy D'Alessio led the team in home runs at home with 11 long balls and 51 RBIs, while Colvin hit eight homers with 45 RBIs.

Clemson's pitching was outstanding in posting the 36-5 record at Doug Kingsmore Stadium. Clemson's opponents hit just .225 at Doug Kingsmore Stadium, and the Tiger pitching staff had a 2.52 ERA for the 41 games. The opposition had a 7.08 ERA against the Tiger offense.

Clemson's starting pitching was nothing short of incredible at home in 2006. Weekend starters Stephen Faris, Jason Berken, and Josh Cribb were a combined 21-0 at home with a 1.89 ERA. They combined to allow just 16 extra-base hits, including only five home runs, in 617 combined opponent at-bats.

Cribb was 8-0 at home with a 2.38 ERA. Faris was 7-0 with a 1.41 ERA and a .183 opponent batting average. Berken was 6-0 with a 2.01 ERA, and allowed just two extra-base hits.

Clemson was 36-5 at home, but all five of the losses came against non-conference teams. Clemson was a perfect 15-0 at home in the ACC, the first time the Tigers had a perfect league mark at home since 1988, when Bill Wilhelm's Tigers were

11-0 at home in the ACC. Clemson's 36 wins at home were the most since the 2002 team had a 36-9 home record.

Clemson has an all-time record of 892-199 at Doug Kingsmore Stadium, an 81.8 winning percentage. The Tigers are 290-60 in home ACC games over the years in the facility as well. Doug Kingsmore Stadium was opened in 1970.

### Tigers Tough to Beat at Home Under Leggett

In his 13 seasons, Head Coach Jack Leggett has a 608-259 overall record at Clemson, including a 254-125 mark against ACC teams. He has been especially tough in home ACC series, where he has a 130-30 (.813) record. The ACC team with the most success has been Florida State, who has won seven games in 21 tries at Doug Kingsmore Stadium. The Tiger skipper only added to his fine record in 2006 by sweeping all five home opponents in league play (15-0 record).

Even when an opposing ACC team is victorious at Clemson, it usually means that team only won one of three games. In 54 ACC home series under Leggett, Clemson has lost only four series...losing two of three to N.C. State in 1996, getting swept by Florida State in 2002, losing two of three to the Seminoles in 2004, and losing two of three to Georgia Tech in 2005. The Yellow Jackets also split a pair of games in a rain-shortened series in 1997.

### Leggett Leading a Consistent Winner

Head Coach Jack Leggett has a 608-259 (.701) record at Clemson in his 13 seasons. The legendary Bill Wilhelm has the most wins of any Tiger coach with 1,161 in 36 seasons (1958-93) at Clemson. Leggett's 608 wins are second-most in school history. No other Clemson coach has more than 70 wins while in Tigertown.

His 608 wins since 1994 are fourth-most in the nation during that span. Only three other programs (Florida State, Wichita State, Rice) have more wins over that span from 1994-06. Furthermore, he has led the Tigers to at least 39 wins every year he has been at the helm of the program. Clemson along with Florida State and Wichita State are the only three programs in the nation to win at least 39 games every year since 1994.

### Leggett Saw Leggett Go Deep

A special moment for Head Coach Jack Leggett and son Tanner Leggett came on April 28 against Virginia Tech at Doug Kingsmore Stadium. Tanner, who was a reserve infielder and red-shirt junior, entered the game 0-for-4 on the season. The elder Leggett called on Tanner to pinch-hit in the seventh inning.

In the previous game against Wofford two days earlier, he had hit a deep fly ball to the terrace in left-center, but the ball was caught near the fence. But against the Hokies in his next plate appearance, he connected on a home run that easily cleared the fence closer to the left-field line. It was not only his first hit of the season, but the first home run of his career. After rounding third base, father and son gave each other an extra-long handshake near the coaching box.





# 2006 Clemson Baseball Notes



## Leggett Named ACC Coach-of-the-Year

Head Coach Jack Leggett was named ACC Coach-of-the-Year on May 22. The Tiger mentor led Clemson to a 53-16 record in 2006, including a league-best 24-6 ACC record, #1 national seed in the NCAA Tournament, and a trip to the College World Series.

It was the third time Leggett won the honor, as he also was presented the award in 1994 and 1995, his first two seasons as the program's head coach. "This award is a testament to the hard work of our players and assistant coaches during the entire season," said Leggett. "It is truly a team award. This is a great honor, and I am proud to be associated with this team and coaching staff.

"It is especially gratifying because the ACC is as strong as it has ever been this year. We have a great group of successful and respected coaches in the ACC."

Leggett took the Tigers to the ACC Championship in the regular season and the tournament. It marked just the third time in the last 25 years that a Clemson team won both titles in the same year.

He also reached the 600-win mark as head coach at Clemson with a 3-2 win over #7 Georgia Tech in the ACC Tournament on May 25.

## 39 Wins

With an 11-2 win over #13 Florida State on May 14, Clemson reached the 39-win mark for the 21st year in a row. Clemson is one of only three schools with such a streak of 39-win seasons.

## 50-Win Season

For the first time since 2002, Clemson reached the 50-win mark in 2006. It was the 11th time in school history and sixth time in 13 seasons under Head Coach Jack Leggett that Clemson reached the 50-win plateau. Each of the last five times the Tigers won 50 games, they made it to the College World Series.

### Clemson's 50-Win Seasons

Year	W-L	Win %	NCAA W-L	Final Rankings BA-CB-SW
1987	54-14-1	.790	3-2	10-10-NP
1988	54-14	.794	2-2	15-21-NP
1989	50-20	.714	3-2	14-14-NP
1991	60-10	.857	4-2	4-8-NP
1992	50-14	.781	1-2	7-10-NP
1994	57-18	.760	2-2	4-9-9
1995	54-14	.794	4-2	8-8-8
1996	51-17	.750	6-2	5-4-4
2000	51-18	.739	6-2	7-6-5
2002	54-17	.761	7-3	3-3-3
2006	53-16	.768	6-2	5-5-5

## 17-Game Winning Streak

Clemson had a 17-game winning streak between April 22 and May 25. The streak began with a 4-1 victory at Boston College in the second game of a doubleheader. The final victory was a 3-2 win over #7 Georgia Tech in the ACC Tournament, a game Clemson won with a walkoff single by Ben Hall. The streak ended on May 27 when the Yellow Jackets beat Clemson 8-7 in the bottom of the 10th inning with a walkoff hit.

The 17-game winning streak tied for the fourth longest in Clemson history and was the longest since a 25-game winning streak in 1995. It is important to

point out that the 17-game streak was the longest in Clemson history at that late stage of the season. None of the other four winning streaks finished after April 23.

## Thievery Rose

One of the reasons for Clemson's improvement in 2006 was the ability to steal bases at an efficient rate. Clemson stole 107 bases in 129 attempts, an 82.9-percent success rate. That included a 30-34 performance during the postseason (13 games). Clemson stole just 42 bases in 63 attempts during all of 2006.

Several Tigers had a lot to do with that percentage, including shortstop Stan Widmann, who was 15-15. That was the second-best, perfect-stolen-base season in Clemson history. The record is an 18-18 season by Mark Davidson in 1982. Davidson went on to play with the World Champion Minnesota Twins.

### Highest Perfect Stolen Base Seasons in Clemson History

Rk	Player	Year	SB-A
1.	Mark Davidson	1982	18-18
2.	Stan Widmann	2006	15-15
3.	Kevin Northrup	1990	12-12
4.	Michael Johnson	2001	11-11

## Tigers Won Their Last 16 Home Games

Clemson ended the 2006 season with the nation's longest home winning streak at 16 games. Since suffering a 5-4 loss against Furman at Doug Kingsmore Stadium on April 19, Clemson won its last 16 games at home to close out the 2006 season. Ironically, Oral Roberts had the second-longest home winning streak (14) to end the season. If the Golden Eagles had defeated the Tigers in either one of the close super regional games, it would have ended Clemson's home winning streak and given them the nation's longest streak to end the season. Nine of the 16 games were against top-25 ranked teams. Clemson finished with a 36-5 home record in 2006 as well.

## Clemson's Double-Digit ACC Winning Streaks

After starting the ACC schedule suffering a three-game sweep at Virginia, Clemson reeled off 10 conference wins in a row. The three series sweeps came against #12 N.C. State, #11 Miami (FL), and Maryland, and the 10th win came at #10 Georgia Tech.

Following the first 10-game, ACC winning streak, the Tigers lost three of their next four league games. But for the rest of the regular season, Clemson won 13 ACC games in a row, giving the Tigers two double-digit, ACC winning streaks in the same season, a first in school history. Clemson's 24 ACC regular-season wins in 2006 were also the most in a season by a Clemson or ACC team in history.

Only six times in ACC history has a team had a longer conference winning streak than Clemson's current 13-game streak. Three of those six were accomplished by a Tiger team, including a 21-game streak from 1987 to 1988. The record for consecutive ACC wins is 25, set by Georgia Tech from 2004 to 2005.

## Tiger Tidbits

### Clemson's Record...

In All Games:	53-16
At Home:	36-5
In Road Games:	12-8
At Neutral Sites:	5-3
In All ACC Regular-Season Games:	24-6
In Home ACC Regular-Season Games:	15-0
In Road ACC Regular-Season Games:	9-6
In All Non-ACC Regular-Season Games:	19-7
In Home Non-ACC Regular-Season Games:	16-5
In Road Non-ACC Regular-Season Games:	3-2
In ACC Tournament Games:	4-1
In NCAA Tournament Games:	6-2
In February:	5-1
In March:	13-6
In April:	15-6
In May:	14-1
In June:	6-2
On Monday:	2-0
On Tuesday:	4-4
On Wednesday:	8-1
On Thursday:	2-0
On Friday:	16-1
On Saturday:	10-6
On Sunday:	11-4
After a Loss:	9-6
Against Top-25 Teams:	26-9
Against Top-10 Teams:	7-6
Against Top-5 Teams:	2-2
In Day Games:	28-11
In Night Games:	25-5
Against Lefty Starters:	23-6
Against Righty Starters:	30-10
In 1-Run Games:	8-8
In 2-Run Games:	6-2
In 3-Run Games:	8-2
When Scoring First:	39-5
When Leading at the End of 7 Innings:	45-1
When Trailing at the End of 7 Innings:	4-10
When Tied at the End of 7 Innings:	3-5
When Leading at the End of 8 Innings:	49-1
When Trailing at the End of 8 Innings:	1-14
When Tied at the End of 8 Innings:	2-1
In Extra Innings:	2-2
When Scoring 5 or More Runs:	42-5
When Allowing Less Than 5 Runs:	41-4
When Out-Hitting Opponents:	44-2
When Clemson Had 10 or More Hits:	39-5
When Clemson Hit a Home Run:	35-7
When Clemson Committed 0 or 1 Errors:	41-10

### Inning-By-Inning Scoring

Team	1	2	3	4	5	6	7	8	9	Ex.
Clemson	77	61	49	70	56	45	55	47	23	2
Opponents	40	30	18	27	22	43	33	36	26	2

### Tiger Multiple Hit Game Leaders

# Player	2	3	4	5+	Total
21 Tyler Colvin	18	9	1	1	29
8 Brad Chalk	22	4	--	--	26
3 Herman Demmink	19	6	--	--	25
4 Taylor Harbin	16	8	--	--	24
24 Andy D'Alessio	17	7	--	--	24
<b>Clemson</b>	<b>146</b>	<b>48</b>	<b>2</b>	<b>1</b>	<b>197</b>
<b>Opponents</b>	<b>100</b>	<b>21</b>	<b>2</b>	<b>1</b>	<b>124</b>

### Tiger Multiple RBI Game Leaders

# Player	2	3	4	5+	Total
24 Andy D'Alessio	9	14	2	1	26
21 Tyler Colvin	11	3	2	1	17
35 Marquez Smith	11	1	1	1	14
5 Travis Storrer	9	4	--	--	13
4 Taylor Harbin	6	3	2	--	11
<b>Clemson</b>	<b>70</b>	<b>34</b>	<b>9</b>	<b>3</b>	<b>116</b>
<b>Opponents</b>	<b>33</b>	<b>6</b>	<b>3</b>	<b>3</b>	<b>45</b>



# 2006 Clemson Baseball Notes



## 2006 Tiger Homers

#	Player <sup>(#)</sup>	Opponent (Date)	Inn.	Outs	H	L/R
1.	Colvin <sup>(1)</sup>	James Madison (2/17) <sup>(1)</sup>	5	0	1	L
2.	Colvin <sup>(2)</sup>	James Madison (2/17) <sup>(1)</sup>	6	2	1	L
3.	Colvin <sup>(3)</sup>	James Madison (2/17) <sup>(2)</sup>	7	1	1	L
4.	M. Smith <sup>(1)</sup>	James Madison (2/17) <sup>(2)</sup>	7	2	1	R
5.	Casanova <sup>(1)</sup>	James Madison (2/19)	6	0	1	R
6.	Colvin <sup>(4)</sup>	Mercer (2/24)	5	2	1	R
7.	Storrier <sup>(1)</sup>	College of Charleston (3/3)	4	1	2	R
8.	D'Alessio <sup>(1)</sup>	College of Charleston (3/3)	6	0	1	R
9.	D'Alessio <sup>(2)</sup>	William & Mary (3/8)	8	0	3	L
10.	Hall <sup>(1)</sup>	Kansas (3/11)	7	1	1	R
11.	Demmink <sup>(1)</sup>	Gardner-Webb (3/15)	1	0	1	L
12.	M. Smith <sup>(2)</sup>	Gardner-Webb (3/15)	5	0	1	R
13.	Colvin <sup>(5)</sup>	* Virginia (3/19)	3	1	2	L
14.	D'Alessio <sup>(3)</sup>	Elon (3/21)	3	2	3	R
15.	D'Alessio <sup>(4)</sup>	Elon (3/22)	7	1	2	L
16.	D'Alessio <sup>(5)</sup>	* N.C. State (3/24)	1	1	4	R
17.	D'Alessio <sup>(6)</sup>	Georgia (3/28)	2	0	2	R
18.	M. Smith <sup>(3)</sup>	Georgia (3/28)	4	0	2	R
19.	Colvin <sup>(6)</sup>	Georgia (3/28)	7	2	3	L
20.	D'Alessio <sup>(7)</sup>	Georgia (3/28)	7	2	1	L
21.	Demmink <sup>(2)</sup>	Georgia (3/29)	2	0	1	R
22.	Casanova <sup>(2)</sup>	* Miami (FL) (3/31)	4	1	2	R
23.	Harbin <sup>(1)</sup>	* Miami (FL) (3/31)	4	2	2	R
24.	D'Alessio <sup>(8)</sup>	* Miami (FL) (4/1)	4	1	1	L
25.	D'Alessio <sup>(9)</sup>	* Miami (FL) (4/1)	8	1	2	L
26.	Casanova <sup>(3)</sup>	* Miami (FL) (4/2)	1	1	3	R
27.	Storrier <sup>(2)</sup>	Western Carolina (4/4)	4	1	1	R
28.	D'Alessio <sup>(10)</sup>	* Maryland (4/9)	3	2	4	L
29.	Harbin <sup>(2)</sup>	* Maryland (4/9)	5	0	2	L
30.	Colvin <sup>(7)</sup>	Western Carolina (4/11)	5	2	3	R
31.	M. Smith <sup>(4)</sup>	Western Carolina (4/11)	6	0	1	R
32.	D'Alessio <sup>(11)</sup>	Western Carolina (4/11)	9	2	2	R
33.	Casanova <sup>(4)</sup>	South Carolina (4/12)	4	0	1	L
34.	D'Alessio <sup>(12)</sup>	* Georgia Tech (4/14)	2	1	1	R
35.	Storrier <sup>(3)</sup>	* Georgia Tech (4/16)	2	0	2	L
36.	Storrier <sup>(4)</sup>	* Georgia Tech (4/16)	6	2	1	L
37.	Storrier <sup>(5)</sup>	Furman (4/19)	3	1	3	R
38.	Harbin <sup>(3)</sup>	Furman (4/19)	6	0	1	L
39.	Storrier <sup>(6)</sup>	* Boston College (4/22) <sup>(1)</sup>	4	2	1	R
40.	Storrier <sup>(7)</sup>	Wofford (4/26)	5	2	1	R
41.	M. Smith <sup>(5)</sup>	Wofford (4/26)	6	0	1	R
42.	Casanova <sup>(5)</sup>	Wofford (4/26)	6	1	2	R
43.	M. Smith <sup>(6)</sup>	Wofford (4/26)	7	0	1	L
44.	Storrier <sup>(8)</sup>	* Virginia Tech (4/28)	2	2	2	L
45.	Leggett <sup>(1)</sup>	* Virginia Tech (4/28)	7	0	1	L
46.	M. Smith <sup>(7)</sup>	* Virginia Tech (4/29)	4	1	2	L
47.	M. Smith <sup>(8)</sup>	* Virginia Tech (4/29)	7	2	3	R
48.	D'Alessio <sup>(13)</sup>	* Virginia Tech (4/29)	7	2	1	L
49.	Storrier <sup>(8)</sup>	* Virginia Tech (4/30)	1	2	1	R
50.	D'Alessio <sup>(14)</sup>	* Duke (5/8) <sup>(1)</sup>	2	2	1	L
51.	M. Smith <sup>(9)</sup>	* Duke (5/8) <sup>(1)</sup>	8	1	1	R
52.	D'Alessio <sup>(15)</sup>	* Duke (5/8) <sup>(1)</sup>	8	1	1	R
53.	Colvin <sup>(8)</sup>	* Duke (5/8) <sup>(2)</sup>	1	1	2	R
54.	Colvin <sup>(9)</sup>	* Duke (5/9)	1	2	1	L
55.	D'Alessio <sup>(16)</sup>	* Duke (5/9)	2	0	2	L
56.	D'Alessio <sup>(17)</sup>	* Duke (5/9)	3	2	1	L
57.	M. Smith <sup>(10)</sup>	* Florida State (5/14)	4	2	3	L
58.	Harbin <sup>(4)</sup>	* Florida State (5/14)	5	0	1	L
59.	D'Alessio <sup>(18)</sup>	* Florida State (5/14)	5	0	1	L
60.	Colvin <sup>(10)</sup>	* Wake Forest (5/18)	1	2	2	R
61.	D'Alessio <sup>(19)</sup>	* Wake Forest (5/18)	4	1	2	R
62.	D'Alessio <sup>(20)</sup>	* Wake Forest (5/18)	5	0	1	R
63.	Colvin <sup>(11)</sup>	* Wake Forest (5/18)	6	0	2	L
64.	Hall <sup>(2)</sup>	* Wake Forest (5/18)	7	0	1	R
65.	Burg <sup>(1)</sup>	* Wake Forest (5/18)	7	1	3	R
66.	Hogan <sup>(1)</sup>	* Wake Forest (5/18)	7	1	2	R
67.	Colvin <sup>(12)</sup>	* Wake Forest (5/19)	7	2	3	R
68.	Harbin <sup>(5)</sup>	+ Georgia Tech (5/27) <sup>(2)</sup>	8	1	1	L
69.	Demmink <sup>(3)</sup>	+ Georgia Tech (5/27) <sup>(2)</sup>	9	2	2	R
70.	Widmann <sup>(1)</sup>	\$ North Carolina-Asheville (6/2) <sup>(4)</sup>	2	1	2	L
71.	Harbin <sup>(6)</sup>	\$ Elon (6/3)	1	1	3	R
72.	D'Alessio <sup>(21)</sup>	\$ Elon (6/3)	1	1	1	R
73.	Harbin <sup>(7)</sup>	\$ Elon (6/3)	3	0	1	L

(continued on next page)

## Sunshine Streak

When Clemson finished off a three-game sweep of Florida State with an 11-2 victory at Doug Kingsmore Stadium on May 14, it gave Clemson a three-game series sweep of both Florida State and Miami (FL) during the 2006 season. From March 31 to April 2, Clemson won three straight over the Hurricanes in Coral Gables.

Clemson is just the second school in history and the first since 1948 to sweep (three games or more) Florida State and Miami in the same year. That year, Rollins won four straight from Florida State and four in a row from Miami. Both series were a pair of two-game, home-and-home series. It was the first year of Florida State's baseball program and just the fourth year of baseball for Miami.

Clemson swept Miami in both 2005 and 2006, and has seven consecutive wins over the Hurricanes. Clemson is the first school in history to record a three-game sweep of the Hurricanes in consecutive years. Florida State came close in 2002 and 2003. The Seminoles recorded a sweep in Coral Gables in 2002, then won the first two games in Coral Gables in 2003 before the two teams tied in the last game of the series.

Clemson's seven-game win streak against Miami is the longest for any program against the Hurricanes since Florida State won seven straight in their series with Miami between 1990 and 1991. The record for consecutive wins by a program over Miami is 12 by Florida State from 1966-71. That is also the last time someone beat them eight straight games. That streak began when current Florida State Head Coach Mike Martin was a player for the Seminoles.

From 2005 to date, Clemson has won 11 consecutive games against teams from the state of Florida, dating to a 7-3 April 3, 2005 victory (second game of doubleheader) at Florida State.

## Tigers Upped Win Streak Over Miami to Seven

Clemson swept #11 Miami (FL) in Coral Gables from March 31 to April 2 by a combined score of 28-9. And since the Tigers won all four meetings in 2005, Clemson improved to 7-0 against the Hurricanes since they joined the ACC prior to the 2005 season. In those seven games, Clemson outscored Miami 67-19. Two of Miami's first 14 ACC regular-season series were against Clemson, and only twice was Miami swept in three games. Both times were at the hands of the Tigers.

## Tigers Went Wild in 26-1 Win Over Deacons

Clemson showed its capabilities from an offensive standpoint in a 26-1 victory over #22 Wake Forest on May 18, the first game of the final home series of the regular season. The Tigers totaled 26 runs on 25 hits, and belted seven home runs, a school record for home runs at Doug Kingsmore Stadium and the second-most home runs in a single game in school history. The all-time record is eight against South Carolina in 1962.

The 26 runs scored tied for the fifth-most runs scored in Clemson history, and were the most since a 41-9 win at N.C. State in 1979. It also tied for the most runs scored by a Tiger team at Doug Kingsmore Stadium, the most since a 26-6 win over West Virginia on March 3, 1975.

As far as victory margin is concerned, the +25 run margin tied for third best in school history and was the greatest ever by the Tigers at Doug Kingsmore Stadium. It was the most since the +32 run margin in the 41-9 win at N.C. State in 1979.

## Weekend Rotation

Pitching Coach Kevin O'Sullivan's staff had a solid 3.26 ERA in 69 games in 2006. But the weekend rotation of Josh Cribb, Jason Berken, and Stephen Faris were stellar. The three combined to allow 230 hits, 86 earned runs, and 80 walks with 244 strikeouts in 271.1 innings pitched. That translated into a 27-6 record, 2.85 ERA, .231 opponents' batting average, and 3.05 strikeout-to-walk ratio among the three. It did hurt that the three veterans combined for 12 years in the Tiger program as well.

At home, their numbers were even better. The trio totaled 171.2 innings pitched in a combined 30 starts and one relief appearance. They had a 21-0 record, 1.89 ERA, .206 opponents' batting average, 39 walks, 150 strikeouts, 3.85 strikeout-to-walk ratio, and just 16 extra-base hits allowed, including only five home runs.

## Starters Compared Well With 1996 Group

Pitching was certainly an important reason the Tigers made it to the College World Series. The staff overall had a 3.26 ERA to rank among the best in the nation.

Clemson's three weekend starters (Stephen Faris, Josh Cribb, and Jason Berken) were outstanding and consistent all season. In fact, they may be the best group of weekend starters since the 1996 Clemson team that featured Kris Benson, Billy Koch, and Ken Vining. That trio all went on to pitch in the Major Leagues. Benson and Koch were both top-five picks in the 1996 Major League Draft, and Benson is still pitching with the Baltimore Orioles.

A look to the stats showed that the 2006 trio of weekend starters compared favorably with that 1996 group in terms of winning percentage and ERA. The 2006 group was a combined 27-6 for an 81.8 winning percentage. Benson, Koch, and Vining were a combined 34-10 in 1996 for a 77.3 winning percentage. The combined ERA for Faris, Cribb, and Berken was 2.85, just behind the 2.63 combined ERA for Benson, Koch, and Vining in 1996.

The 1996 trio was more dominant in terms of strikeouts and opponents' batting average. The 1996 trio had 491 strikeouts that year, while the 2006 trio had just 244. Opponents hit just .201 against the 1996 trio, while the 2006 group allowed a .231 opponents' batting average.

## Comparison of Clemson's Starting Rotations

Pitcher	1996						
	W-L	ERA	IP	ER	BB	SO	OBA
K. Benson	14-2	2.02	156.0	35	27	204	.195
K. Vining	10-3	2.97	115.0	38	38	135	.222
B. Koch	10-4	3.14	111.2	39	60	152	.184
<b>Totals</b>	<b>34-10</b>	<b>2.63</b>	<b>382.2</b>	<b>112</b>	<b>125</b>	<b>491</b>	<b>.201</b>
	(77.3)						
Pitcher	2006						
	W-L	ERA	IP	ER	BB	SO	OBA
S. Faris	9-3	2.36	103.0	27	20	86	.209
J. Cribb	9-0	3.09	87.1	30	26	83	.222
J. Berken	9-3	3.22	81.0	29	34	75	.265
<b>Totals</b>	<b>27-6</b>	<b>2.85</b>	<b>271.1</b>	<b>86</b>	<b>80</b>	<b>244</b>	<b>.231</b>
	(81.8)						





# 2006 Clemson Baseball Notes



## Tigers Broke Fielding Percentage Record

Clemson fielded at a .972 clip in 2006, besting the previous school record of .971 set by the 2002 Tiger team. The Tigers committed just 73 errors in 2,652 chances, which included 1,845 putouts and 734 assists. Clemson had a .983 fielding percentage in 13 postseason games as well.

The five-highest team fielding percentages by a Tiger team occurred from 2001-06. The high percentages are a testament to the countless hours Head Coach Jack Leggett and the players spend on fielding, whether during practice or on the players' own time.

## Hitting, Pitching, & Fielding Were All Solid

Clemson was solid in all phases of the game, posting a .303 batting average, a 3.26 ERA, and a school-record .972 fielding percentage. The 2006 team became just the second in school history to have a batting average of at least .300, an ERA of 3.50 or better, and a fielding percentage of at least .965. The 1977 Clemson team that started the year 26-0, and finished with a 42-10 record and a berth in the College World Series, hit .309 as a team, fielded a then-record .967, and had a 3.34 ERA.

## All-America Tigers

Graduate righthander Josh Cribb and junior first-baseman Andy D'Alessio were named to **Collegiate Baseball's** All-America team on June 2. Cribb, who was 9-0 with a 3.09 ERA and a .222 opponents' batting average in 87.1 innings pitched, was named to the second team. D'Alessio, who hit .312 with 23 home runs and 85 RBIs, was named to the third team. D'Alessio was also named a first-team All-American by College Baseball Foundation.

Three Tigers were named to the NCBWA All-America team on June 13. Tyler Colvin and D'Alessio were named to the first team, while Cribb was named to the third team. Clemson joined Rice as the only school to have more than one player be on the first team.

Those three Tigers were named to the ABCA All-America team. D'Alessio and Colvin were both second-team selections, while Cribb was on the third team.

Two Tigers were also named to **Baseball America's** All-America team. Colvin was selected to the first team, while D'Alessio was named to the third team.

## NCAA & ACC Stat Rankings

There are 285 Division I programs that are included in the NCAA stat rankings. Of the 12 main stat rankings, Clemson finished in the top 77 of all 12. Among the best finishes include #4 in win-loss percentage (76.8), #6 in ERA (3.26), #17 in strikeouts per nine innings (8.0), #19 in home runs per game (1.16), and #22 in fielding percentage (.972). On a total basis, Clemson had the third-most wins in the nation, tied for ninth in doubles, tied for 12th in homers.

Among individual standouts, Andy D'Alessio led the nation in RBIs (85) and tied for second in home runs (23). Brad Chalk was also second in the nation in sacrifice bunts (21).

Clemson finished second in the ACC in ERA and led the league in fielding percentage. D'Alessio

led the ACC in home runs by eight and RBIs by 14. Chalk led the ACC in sacrifice bunts. Tyler Colvin also tied for the lead in doubles (22)

## Seven Tigers on All-ACC Academic Team

Clemson placed an league-high seven players on the 2006 All-ACC Academic team following an ACC regular-season and tournament title along with a trip to the College World Series. Florida State had six selections, while Georgia Tech and Wake Forest had five apiece.

Brad Chalk, Sean Clark, Josh Cribb, Herman Demmink, Ben Hall, Taylor Harbin, and David Kopp were all named to the list. To be eligible for consideration, a student-athlete must have earned a 3.0 GPA for the previous semester and maintained a 3.0 cumulative GPA during his academic career.

Chalk was a recipient of the academic achievement award at the College World Series for earning the highest GPA on the team. Cribb also became the first Clemson baseball player in history to be named to the ACC Academic Honor Roll five times.

## Record 10 Tigers Picked in MLB Draft

Ten Tigers, highlighted by outfielder Tyler Colvin's selection in the first round, were taken in the Major League Draft on June 6, 7, 2006. The 10 selections set a school record for most Tigers drafted in one year. The previous mark was nine set by the 2004 club.

Colvin, who was undrafted out of North Augusta (SC) High School, was selected by the Chicago Cubs with the 13th pick overall, which tied for the third-highest selection by a Tiger in school history.

Five pitchers were selected on day one, including junior righthander Jason Berken in the sixth round by the Baltimore Orioles, graduate righty Josh Cribb in the eighth round by the Kansas City Royals, junior righthander Steve Richard in the eighth round by the Seattle Mariners, junior righthander Stephen Faris in the 12th round by the San Diego Padres, and senior righty Drew Fiorenza in the 15th round by the Seattle Mariners.

Junior first-baseman Andy D'Alessio was selected in the 10th round by the Los Angeles Dodgers.

On day two, three Tigers were drafted, including senior third-baseman Herman Demmink in the 28th round by the Philadelphia Phillies, junior infielder Marquez Smith in the 35th round by the Chicago Cubs, and senior catcher Adrian Casanova in the 40th round by the Detroit Tigers.

Clemson's 10 picks were second-most in the nation, trailing only UCLA's total of 12. Cal. State-Fullerton, Oklahoma, Oregon State, and San Diego State all had nine players drafted, while Nebraska and N.C. State had eight players taken.

With the 10 selections, Jack Leggett has had a total of 62 players drafted in his 13 seasons as head coach at Clemson. Ten of those 62 players were drafted twice, meaning a Tiger has been drafted 72 times in his tenure. Thirteen more Tigers have signed free-agent contracts as well.

## 2006 Tiger Homers (cont'd)

74. D'Alessio <sup>(22)</sup>	\$ Elon (6/3)	3	0	1	L
75. Demmink <sup>(4)</sup>	\$ Mississippi State (6/4)	1	0	1	R
76. Demmink <sup>(6)</sup>	¶ Oral Roberts (6/9)	1	0	1	R
77. Harbin <sup>(8)</sup>	¶ Oral Roberts (6/9)	2	0	1	R
78. Colvin <sup>(13)</sup>	¶ Oral Roberts (6/9)	9	1	4	R
79. Harbin <sup>(9)</sup>	¶ Oral Roberts (6/10)	4	2	3	R
80. D'Alessio <sup>(23)</sup>	! Georgia Tech (6/16)	8	0	3	L

\* - ACC regular-season game; + - ACC Tournament at Jacksonville, FL; \$ - NCAA Regional at Clemson, SC; ¶ - NCAA Super Regional at Clemson, SC; ! - College World Series at Omaha, NE; ^ - due to inclement weather, game was completed on Jun. 3; ^ - 1...solo, 2...2-run, 3...3-run, 4...grand slam; Note: **Bold** denotes a Clemson home game.

## Clemson's All-Time Walkoff Home Runs

Player	Opponent (Date)	Score	RBI
Bill Barnett	Furman (4/22/53)	13-12	1
Calvin Weeks	East Tennessee State (3/15/69)	5-4	1
Mike Ward	Virginia Tech (3/21/69)	5-4	1
Billy Weems	Toledo (3/24/77)	5-3	2
Bill Foley	Mississippi (5/20/77)	8-7	1
Robbie Allen	Wake Forest (3/14/80)	5-4	1
Jimmy Key	Wake Forest (4/24/81)	6-5	1
Chuck Baldwin	Alabama (4/2/85)	5-4	1
Brian Kowitz	Georgia (2/25/88)	13-12	1
Joe DeBerry	Ohio (3/20/90)	6-4	2
Billy McMillon	Columbus (3/30/91)	2-1	1
Chad Phillips	Southwest Missouri State (3/20/93)	5-4	1
Seth Brizek	N.C. State (4/8/94)	10-8	2
Doug Livingston	Coastal Carolina (3/2/96)	8-7	3
Eric DeMoura	North Carolina (5/6/97)	5-4	3
Jeff Baker	Winthrop (4/3/02)	6-4	2
Michael Johnson	East Tennessee State (4/23/03)	6-3	3
Brad McCann	Georgia Tech (4/25/03)	9-7	3
Tyler Colvin	Oral Roberts (6/9/06)	11-8	4

## Walkoff Hits Under Jack Leggett

Player	Opponent (Date)	Score	Hit	RBI
Gary Burnham	Wake Forest (3/5/94)	5-4	1B	1
<b>Seth Brizek</b>	<b>N.C. State (4/8/94)</b>	<b>10-8</b>	<b>HR</b>	<b>2</b>
Mike Eydenberg	Wake Forest (4/10/94)	6-5	1B	1
David Miller	North Carolina (3/31/95)	3-2	1B	1
<b>Doug Livingston</b>	<b>Coastal Carolina (3/2/96)</b>	<b>8-7</b>	<b>HR</b>	<b>3</b>
<b>Eric DeMoura</b>	<b>North Carolina (5/6/97)</b>	<b>5-4</b>	<b>HR</b>	<b>3</b>
Kurt Bultmann	N.C. State (4/17/98)	11-10	1B	1
Brian Ellis	South Carolina (4/21/99)	5-4	1B	2
Patrick Boyd	Virginia (5/1/99)	5-4	1B	1
Kurt Bultmann	N.C. State (5/19/99)	7-6	1B	1
Brian Ellis	Wake Forest (4/15/00)	6-5	2B	1
Casey Stone	Florida State (5/7/00)	5-4	1B	1
Khalil Greene	Coastal Carolina (4/11/01)	8-7	1B	1
Steve Pyzik	North Carolina (4/28/01)	10-9	1B	1
Zane Green	Virginia (5/13/01)	5-4	1B	1
Khalil Greene	South Carolina (3/3/02)	11-10	2B	1
<b>Jeff Baker</b>	<b>Winthrop (4/3/02)</b>	<b>6-4</b>	<b>HR</b>	<b>2</b>
Jeff Baker	Nebraska (6/14/02)	11-10	2B	1
Russell Triplett	Winthrop (3/4/03)	5-4	1B	1
<b>Michael Johnson</b>	<b>East Tennessee State (4/23/03)</b>	<b>6-3</b>	<b>HR</b>	<b>3</b>
<b>Brad McCann</b>	<b>Georgia Tech (4/25/03)</b>	<b>9-7</b>	<b>HR</b>	<b>3</b>
Steve Pyzik	Duke (5/4/03)	7-6	1B	1
Garrick Evans	North Carolina (5/11/03)	5-4	2B	1
Russell Triplett	N.C. State (4/23/04)	2-1	1B	1
Zane Green	N.C. State (4/24/04)	4-3	1B	1
Travis Storrer	Charleston Southern (5/5/04)	3-2	1B	1
Russell Triplett	North Carolina (5/26/04)	7-6	1B	1
Andy D'Alessio	Virginia (4/16/05)	3-2	1B	1
Taylor Harbin	Georgia Tech (4/30/05)	6-5	1B	2
Tyler Colvin	Florida State (5/13/06)	4-3	1B	1
Ben Hall	Georgia Tech (5/25/06)	3-2	1B	1
<b>Tyler Colvin</b>	<b>Oral Roberts (6/9/06)</b>	<b>11-8</b>	<b>HR</b>	<b>4</b>

Note: Walkoff homers in **bold**.



# 2006 Clemson Baseball Notes



## 2006 Honors

### #18 Jason Berken • RHP • \*Jr.

- Sixth-round draft pick of the Orioles
- Roger Clemens Award Watch List
- Second-Team All-ACC selection

### #29 Adrian Casanova • C • \*Sr.

- 40th-round draft pick of the Tigers

### #8 Brad Chalk • OF • So.

- All-ACC Tournament selection
- Clemson (SC) Regional All-Tournament selection
- All-ACC Academic Team member

### #43 Sean Clark • RHP • \*^Gr.

- All-ACC Tournament selection
- Clemson (SC) Regional All-Tournament selection
- All-ACC Academic Team member

### #21 Tyler Colvin • OF/1B • Jr.

- First-round draft pick of the Cubs
- Dick Howser Trophy Watch List
- First-Team All-American by **Baseball America**
- First-Team All-American by NCBWA
- Second-Team All-American by ABCA
- Second-Team All-American by [Rivals.com](http://Rivals.com)
- First-Team All-Atlantic Region by ABCA
- Second-Team All-ACC selection
- Second-Team All-ACC by [SEBaseball.com](http://SEBaseball.com)
- ACC Tournament MVP
- All-ACC Tournament selection
- Clemson (SC) Regional All-Tournament selection
- National Player-of-the-Week by **Collegiate Baseball**
- Two-time ACC Player-of-the-Week

### #48 Josh Cribb • RHP • \*Gr.

- Eighth-round draft pick of the Royals
- Brooks Wallace Award Watch List
- Roger Clemens Award Watch List
- Second-Team All-American by **Collegiate Baseball**
- Third-Team All-American by ABCA
- Third-Team All-American by NCBWA
- First-Team All-Atlantic Region by ABCA
- First-Team All-ACC selection
- First-Team All-ACC by [SEBaseball.com](http://SEBaseball.com)
- ACC Pitcher-of-the-Week
- All-ACC Academic Team member

### #24 Andy D'Alessio • 1B • Jr.

- 10th-round draft pick of the Dodgers
- Dick Howser Trophy Semi-finalist
- Brooks Wallace Award Semi-finalist
- First-Team All-American by NCBWA
- First-Team All-American by College Baseball Foundation
- Second-Team All-American by ABCA
- Third-Team All-American by **Baseball America**
- Third-Team All-American by **Collegiate Baseball**
- Honorable Mention All-American by [Rivals.com](http://Rivals.com)
- First-Team All-Atlantic Region by ABCA
- First-Team All-ACC selection
- First-Team All-ACC by [SEBaseball.com](http://SEBaseball.com)
- Clemson (SC) Regional All-Tournament selection
- Two-time National Player-of-the-Week by **Collegiate Baseball**
- National Player-of-the-Week by NCBWA
- Two-time ACC Player-of-the-Week

### #3 Herman Demmink • 3B • Sr.

- 28th-round draft pick of the Phillies
- All-ACC Academic Team member

### #20 Stephen Faris • RHP • Jr.

- 12th-round draft pick of the Padres
- Second-Team All-ACC by [SEBaseball.com](http://SEBaseball.com)

(continued on next page)

## 2006 Tiger Draftees

#	Player, Pos.	Cl.	Rd	Pick	Team
21	Tyler Colvin, OF/1B	Jr.	1	13	Cubs
18	Jason Berken, RHP	*Jr.	6	175	Orioles
48	Josh Cribb, RHP	*Gr.	8	227	Royals
46	Steve Richard, RHP	Jr.	8	231	Mariners
24	Andy D'Alessio, 1B	Jr.	10	293	Dodgers
20	Stephen Faris, RHP	Jr.	12	363	Padres
42	Drew Fiorenza, RHP	Sr.	15	441	Mariners
3	Herman Demmink, 3B	Sr.	28	847	Phillies
35	Marquez Smith, INF	Jr.	35	1,049	Cubs
29	Adrian Casanova, C	*Sr.	40	1,192	Tigers

\* - has spent one season as a red-shirt player

## Colvin Taken in First Round By Cubs

Junior outfielder Tyler Colvin (North Augusta, SC) was selected in the first round of the Major League Baseball Draft by the Chicago Cubs on June 6. The native of North Augusta, SC was the 13th selection of the entire draft, the third non-pitcher from college baseball, and the second outfielder taken. Drew Stubbs of Texas (eighth pick to Cincinnati) was the only college outfielder taken ahead of Colvin.

Colvin led the Tigers in batting average (.356), hits (100), doubles (22), triples (5), total bases (171), and stolen bases (23). He joined Khalil Greene (2002) as the only Tigers to lead the team in total bases and stolen bases in the same year since 1992. He also had a 26-game hitting streak, the fourth-longest in Clemson history, and the longest since Greene had a 34-game streak in 2002.

Colvin had something else in common with Greene, and that was his draft position. Greene, the starting shortstop with the San Diego Padres, was the #13 selection of the entire draft in June of 2002. In fact, Colvin was the fourth different Tiger taken with the #13 selection of the Major League Draft. Mike Paradis, a pitcher on Clemson's 1999 team, was the #13 selection in the first round by the Baltimore Orioles, and Bill Spiers was the #13 selection by the Milwaukee Brewers in 1987. Both Colvin and Greene were both undrafted out of high school as well.

Overall, Colvin's #13 selection tied for the third-highest draft pick in Clemson baseball history. Kris Benson was the #1 pick of the draft in 1996 by the Pittsburgh Pirates, while teammate and fellow righthander Billy Koch was the #4 selection that year (Toronto Blue Jays).

Colvin was the first Clemson player drafted by the Chicago Cubs since Zane Green was a 44th-round pick in 2004. Only two former Tigers have played in a Major League game for the Cubs, including Norm McMillan in 1928, 29 and Kurt Seibert in 1979.

## Clemson's Highest Major League Draft Picks

Year	Player	Pick	Team
1996	Kris Benson	1	Pirates
1996	Billy Koch	4	Blue Jays
2006	Tyler Colvin	13	Cubs
1987	Bill Spiers	13	Brewers
1999	Mike Paradis	13	Orioles
2002	Khalil Greene	13	Padres
1979	Mike Sullivan	22	Reds
1995	David Miller	23	Indians

## Colvin a Five-Tool Player

Tyler Colvin had 13 homers, five triples, and 22 doubles in 2006. Colvin also hit .356 with a .419 on-base percentage, .609 slugging percentage, and

23 stolen bases in 2006. He led the team in batting average, hits, doubles, triples, total bases, and stolen bases. He had a 26-game hitting streak, the fourth-longest streak in school history, and had three outfield assists as well.

Colvin was named ACC Player-of-the-Week for the week of March 20-26 when he went 7-for-17 (.412) with four doubles, a triple, five RBIs, and three stolen bases in five games (two against Elon and three against #12 N.C. State), as the Tigers were 5-0 that week.

Against #13 Florida State on May 13, he came up to the plate 0-for-4 in the game, but hit a walkoff single through the right side to score Marquez Smith in the 10th inning to give the Tigers a 4-3 win.

Colvin entered the 2006 season with just seven career homers in his first two seasons, but his power numbers in 2006 came as no surprise to Head Coach Jack Leggett. He saw Colvin add strength each season thanks to his dedication in the weight room. He was still a lanky 6'3", 190 pounds, but was a five-tool player who had good speed and made many good running catches in left field.

## Colvin Had a 26-Game Hitting Streak

Tyler Colvin had a 26-game hitting streak that ended against #5 North Carolina at the College World Series. During the streak, he was 50-for-115 (.435) with 27 runs scored, seven doubles, two triples, six homers, 36 RBIs, and 10 stolen bases in leading Clemson to a 25-1 record during that span. He also hit .466 against lefthanders and .481 with runners in scoring position during his 26-game hitting streak.

His 26-game hitting streak was the fourth-longest in Clemson history and the longest since Khalil Greene's 34-game hitting streak in 2002. The school and ACC record is 41 games, set by Rusty Adkins from 1965 to 1966.

## Clemson's Longest Hitting Streaks

Rk	Player	Year(s)	G	BA
1.	Rusty Adkins	1965,66	41	.438
2.	Brian Kowitz	1989,90	37	.430
3.	Khalil Greene	2002	34	.519
4.	Tyler Colvin	2006	26	.435
5.	Chuck Baldwin	1987	24	.436

## Colvin Dominated Demon Deacons

Tyler Colvin put up some remarkable numbers in Clemson's record-setting 26-1 win over #22 Wake Forest on May 18. He went 5-for-7 with two homers, a double, and eight RBIs. Therefore he had 12 total bases on the evening.

He hit a two-run homer in the first inning, a run-scoring single in the third, a two-run double in the fourth, another two-run homer in the sixth, and a run-scoring, infield single in the eighth. He drove in a run with all five of his hits. Head Coach Jack Leggett most likely would have put a sub in the game in place of Colvin, but Leggett had exhausted every available position player off the bench by the sixth inning, allowing Colvin to make seven plate appearances.

In the next two games, he was perfect at the plate in each game. In game two of the series, he was 4-for-4 with a homer, four RBIs, and a stolen base. Then in the series finale, he was 2-for-2 with two RBIs, two walks, and two stolen bases. From



# 2006 Clemson Baseball Notes



his last at-bat of game one to the end of the series, he was 7-for-7 with two walks, therefore he also reached base in his last nine plate appearances. He got a hit his first plate appearance of the first game of the ACC Tournament, therefore had hits in eight straight at-bats, falling just one short of the Tiger record. He also reached base in 10 consecutive plate appearances over four games.

Thanks to going 12-for-17 (.706) with three home runs, 14 RBIs, and three stolen bases in four games against top-25 ranked teams during the week (May 15-21), he was named ACC Player-of-the-Week for the second time in 2006. He also was named one of four national players-of-the-week by **Collegiate Baseball** for his efforts.

## Colvin Named ACC Tournament MVP

Tyler Colvin was named MVP of the 2006 ACC Tournament in leading Clemson to a 4-1 record and the tourney title at The Baseball Grounds of Jacksonville (FL) from May 24-28. In the five games, which included four games against top-25 ranked teams and three games versus #7 Georgia Tech, he was 10-for-24 (.417) a double, five RBIs, and three stolen bases.

## Colvin Walked Off in Grand Fashion

In his first game after being selected with the 13th overall pick in the first round of the Major League draft by the Cubs, Tyler Colvin celebrated in style. With the Tigers trailing 8-7 with the bases loaded and one out in the ninth inning, the cleanup batter cleared the bases with a walkoff grand slam to top #14 Oral Roberts in game one of the Clemson Super Regional on June 9. The previous three Tiger batters singled to set up the dramatic long ball.

It was the first walkoff grand slam in school history and only the second walkoff homer by a Tiger in an NCAA Tournament game in history. It was also the first walkoff homer by a Tiger since 2003. He also hit a walkoff single in the 10th inning in Clemson's 4-3 win over #13 Florida State on May 13.

## D'Alessio a National POTW Semi-Finalist

Junior first-baseman Andy D'Alessio (Naples, FL) was named one of 16 semi-finalists for the 2006 Dick Howser Trophy on May 18. The award is annually given to the nation's top college baseball player. In 69 starts in 2006, he hit .312 with 23 home runs and 85 RBIs, and committed just three errors in the field for a .995 fielding percentage. He joined fellow ACC players Andrew Miller (North Carolina) and Shane Robinson (Florida State) on the semi-final list. Former Tigers Kris Benson (1996) and Khalil Greene (2002) won the award.

D'Alessio was also named one of 30 semi-finalists for the Brooks Wallace Award, as announced by the College Baseball Foundation on May 22. The award is annually given to the nation's best player as well.

## D'Alessio Liked 'Em Loaded

If you had to use one phrase to describe Andy D'Alessio, it might just be "run-producer." The junior first-baseman had a knack for driving in runs in all kinds of situations in 2006. He totaled 85 RBIs on only 78 hits. The 2005 season saw him do the

same, as he had 60 RBIs on only 58 hits.

But no stat proved his value in producing runs more than his stats with the bases loaded. In 2006, he was 8-for-11 (.727) with two doubles, two home runs, and 23 RBIs with the bases full. In 2005, he was 6-for-9 with two home runs and 18 RBIs with the bases loaded. Therefore in his career (2004-06), he is 16-for-26 (.615) with four homers and 48 RBIs with the bases full.

## D'Alessio Moved Up Home Run, RBI Charts

A year after Kris Harvey totaled 25 home runs in 2005, second-most in the nation, Andy D'Alessio provided the big bat in the Tiger lineup in 2006 with 23 long balls. That figure tied for seventh-most in a season in school history. He also has 42 career home runs, ninth-most in Tiger history. D'Alessio drove in 85 runs as well. That total was third-most in Clemson history.

### Clemson Single-Season Home Run Leaders

Rk	Player	Year	GP	HR
1.	Khalil Greene	2002	71	27
2.	Jeff Baker	2002	68	25
	Michael Johnson	2002	71	25
	Kris Harvey	2005	65	25
5.	Eric Macrina	1991	69	24
	Matthew LeCroy	1997	64	24
7.	<b>Andy D'Alessio</b>	<b>2006</b>	<b>69</b>	<b>23</b>
	Jeff Baker	2001	60	23
9.	Jim McCollom	1985	64	21
10.	Keith Williams	1993	65	19

### Clemson Career Home Run Leaders

Rk	Player	Year(s)	HR
1.	Jeff Baker	2000-02	59
2.	Michael Johnson	2000-03	58
3.	Matthew LeCroy	1995-97	53
4.	Jim McCollom	1982-85	52
	Khalil Greene	1999-02	52
6.	Eric Macrina	1988-91	51
7.	Jim Crowley	1988-91	43
	Kurt Bultmann	1996-99	43
9.	<b>Andy D'Alessio</b>	<b>2004-06</b>	<b>42</b>
10.	Joe DeBerry	1989-91	35
	Keith Williams	1991-93	35
	Kris Harvey	2003-05	35

### Clemson Single-Season RBI Leaders

Rk	Player	Year	GP	RBI
1.	Khalil Greene	2002	71	91
2.	Jeff Baker	2002	68	87
3.	<b>Andy D'Alessio</b>	<b>2006</b>	<b>69</b>	<b>85</b>
4.	Eric Macrina	1991	69	84
5.	Gary Burnham	1997	64	82
6.	Michael Johnson	2002	71	81
7.	Jerry Brooks	1988	68	80
8.	Keith Williams	1993	65	79
	Matthew LeCroy	1997	64	79
10.	David Miller	1995	68	78

## D'Alessio Led Nation in RBIs, Second in Homers

Andy D'Alessio's 85 RBIs led the nation, as no other college player had more than 79. He also finished tied for second in the country in home runs with 23, one behind Kellen Kulbacki of James Madison, who had 24. The Tiger first-baseman easily led the ACC in both categories. No other ACC player had more than 15 home runs and 71 RBIs. Therefore he led the league by eight homers and 14 RBIs.

## 2006 Honors (cont'd)

### #42 Drew Fiorenza • RHP • Sr.

- 15th-round draft pick of the Mariners

### #16 Ben Hall • INF • Sr.

- All-ACC Academic Team member

### #4 Taylor Harbin • 2B/SS • So.

- Brooks Wallace Award Watch List
- All-ACC Tournament selection
- Clemson (SC) Regional MVP
- Clemson (SC) Regional All-Tournament selection
- All-ACC Academic Team member

### #47 David Kopp • RHP • So.

- All-ACC Academic Team member

### #7 Jack Leggett • Head Coach • 13th Year

- ACC Coach-of-the-Year

### #9 D.J. Mitchell • OF • Fr.

- All-ACC Tournament selection

### #41 Daniel Moskos • LHP • So.

- USA National Team member
- Roger Clemens Award Watch List
- Bob Bradley Award (Tiger MVP in South Carolina series)

### #46 Steve Richard • RHP • Jr.

- Eighth-round draft pick of the Mariners
- NCBWA Stopper-of-the-Year Award Watch List

### #35 Marquez Smith • INF • Jr.

- 35th-round draft pick of the Cubs
- All-ACC Tournament selection
- Clemson (SC) Regional All-Tournament selection
- National Player-of-the-Week by **Collegiate Baseball**
- Co-ACC Player-of-the-Week

### #6 Stan Widmann • SS • So.

- Clemson (SC) Regional All-Tournament selection





## Double Dose of D'Alessio

Andy D'Alessio's home runs came in bunches in 2006. In the three-game series at Duke on May 8,9, he had two, two-homer games. He went deep twice in a game on six occasions in 2006, therefore 12 of his 23 home runs, or 52 percent, came in multi-homer games. The six multi-homer games in a season was most-ever by a Tiger in history. Jeff Baker, who previously held the school record, had five multi-homer games in two different seasons (2001,02). D'Alessio had two, two-homer games in 2005, and has eight in his career.

## Clemson Single-Season Multi-Homer Game Leaders

Rk	Player	Year	GP	MHG	HR
1.	Andy D'Alessio	2006	69	6	23
2.	Jeff Baker	2001	60	5	23
	Jeff Baker	2002	68	5	25
4.	Matthew LeCroy	1997	64	4	24
	Michael Johnson	2002	71	4	25
	Kris Harvey	2005	65	4	25
7.	Tim Teufel	1979	55	3	13
	Jim McCollom	1985	64	3	21
	Ray Williams	1986	56	3	16
	Jim Crowley	1990	65	3	14
	Eric Macrina	1990	53	3	18
	Eric Macrina	1991	69	3	24
	Michael Johnson	2001	62	3	18
	Khalil Greene	2002	71	3	27

## D'Alessio National & ACC Player-of-the-Week

Junior first-baseman Andy D'Alessio was tabbed as National Player-of-the-Week by NCBWA and **Collegiate Baseball** on April 3. He was also named ACC Player-of-the-Week for his efforts in five games from March 28 to April 2. In two games against #19 Georgia and three at #11 Miami (FL), he was 11-for-21 (.524) with seven runs scored, four doubles, four home runs, 16 RBIs, and a 1.286 slugging percentage, helping the Tigers to a 4-1 record. He had at least three RBIs and one extra-base hit in each of the five games.

## D'Alessio National Player-of-the-Week Again

For the second time in 2006, Andy D'Alessio was named national player-of-the-week by **Collegiate Baseball** on May 15. This time, he was one of only three players lauded by **Collegiate Baseball**. In six games from May 8-14, he was 9-for-20 (.450) with five homers and nine RBIs to lead Clemson to a 6-0 record, including a three-game sweep of #13 Florida State. He had two two-homer games against Duke as well. He was also named ACC Player-of-the-Week for the second time.

## Harbin Kept on Doubling, Fielding

Sophomore second-baseman Taylor Harbin (Travelers Rest, SC) hit .319 with 20 doubles, two triples, nine home runs, and 47 RBIs in 64 games in 2006. In two full seasons, he already has 48 career doubles thanks to totaling 28 as a freshman in 2005. He also committed just six errors and had a .982 fielding percentage in 2006. One of those six errors came at shortstop as well, meaning he had a .984 fielding percentage at second base. For his career, he has committed just 15 errors for a .978 fielding percentage, a stellar mark for a middle infielder.

## Harbin's Rebound

After seeing his batting average dip to a career-low .265 in mid-April, Taylor Harbin rebounded late in the season to raise his average to .319. In the last 33 games, he was one of the hottest Tigers. He hit .377 (46-for-122) over that stretch with 14 walks and only nine strikeouts. He totaled just one walk with 12 strikeouts in his first 31 games of 2006.

## Harbin Named Clemson Regional MVP

Taylor Harbin was named Clemson Regional MVP for his performance in leading the Tigers to the regional title at Doug Kingsmore Stadium from June 2-4. He was 5-for-9 (.556) with a double, two homers, seven RBIs, and four stolen bases in three games. He also made several highlight plays at second base during the tourney.

## Harbin Posted Big Numbers in Postseason

Taylor Harbin was the team's hottest hitter in the 2006 postseason. In 13 postseason games, which included five ACC Tournament games and eight NCAA Tournament games, he was 17-for-47 (.362) with 15 runs scored, six doubles, a triple, five homers, 16 RBIs, an .851 slugging percentage, eight walks, a .466 on-base percentage, and six stolen bases in six attempts. He also did not commit an error in 57 chances in the field and made several highlight-reel plays at second base.

Harbin was named Clemson Regional MVP, then kept up his stellar play in the Clemson Super Regional against #14 Oral Roberts by going 3-for-5 with five runs scored, two homers, and five RBIs in two games. Therefore in eight NCAA Tournament games, Harbin was 9-for-26 (.346) with nine runs scored, two doubles, four homers, 12 RBIs, and five stolen bases in five attempts.

## Demmink Had Two Double-Digit Hit Streaks

Graduate designated hitter Herman Demmink had a 13-game hitting streak from April to May, where he hit .380 (19-for-50) during the streak. It was his second double-digit-game hitting streak of the season, as he had a 10-game hitting streak earlier in 2006. Demmink hit .296 overall with 83 hits, 16 doubles, four triples, five homers, 32 RBIs, and 13 stolen bases as the leadoff batter in the lineup in 2006.

## Demmink Led Off With Long Balls

Herman Demmink only hit five home runs in 2006, but two came in the NCAA Tournament, and both were as the leadoff batter in the first inning. Against Mississippi State in the Clemson Regional Championship game on June 4, he hit the first pitch of the game over the fence in left field. Clemson went on to win the game by a score of 8-6. The next game, which was against #14 Oral Roberts in the Clemson Super Regional on June 9, he led off the game with a homer to right-center in the Tigers' 11-8 victory. Therefore he led off the game with a homer in back-to-back games in the NCAA Tournament.

Demmink became the first Tiger to have two leadoff home runs in an NCAA Tournament since Zane Green did it three times in the 2002 NCAA Tournament. It was also believed to be the first and only time a Tiger had led off back-to-back games with a long ball.

## Chalk's Bunt Game

Sophomore centerfielder Brad Chalk (Greer, SC) plays "small ball" as good as any Tiger in recent history. Not only is he a prototypical slap-hitter, he is a great bunter, whether it be in a sacrifice situation for a base hit. As a freshman in 2005, he set the school record with 15 sacrifice bunts. Chalk was a big reason Clemson shattered the school record for sacrifice bunts in a season with 62. He also had a team-high 10 bunt singles.

In 2006, he had 10 bunt singles and 21 sacrifice bunts, as he broke the Tiger single-season record for sacrifice bunts that he set as a freshman. That gives him 20 career bunt singles and 36 career sacrifice bunts. Chalk also broke the Clemson career record with his 26th sacrifice bunt against Maryland on April 7, 2006.

## Clemson Single-Season Sacrifice Bunt Leaders

Rk	Player	Year	GP	Sac.
1.	Brad Chalk	2006	68	21
2.	Brad Chalk	2005	64	15
3.	Casey Stone	2000	69	14
4.	Adrian Casanova	2005	66	12
5.	Steve Pyzik	2001	52	11
6.	Doug Livingston	1995	68	9
	Ryan Riley	2001	62	9
	Adrian Casanova	2006	69	9
9.	Joe Taylor	1992	54	8
	Kurt Bultmann	1996	63	8
	Doug Roper	1998	58	8
	Herman Demmink	2005	65	8
	Taylor Harbin	2005	66	8

## Chalk It Up

Brad Chalk hit .353 with a team-best .467 on-base percentage thanks to 41 walks and 11 hit-by-pitches compared to only 21 strikeouts in 2006. His defense was also a plus, as **Baseball America** said in the preseason that he has the ACC's best outfield arm.

## Chalk Will Enter 2007 on a 16-Game Hit Streak

Brad Chalk ended his sophomore season on a 16-game hitting streak and will carry that over into the 2007 season. During the streak, he is hitting .419 with a .538 on-base percentage. In the game before the streak started against College of Charleston, he went hitless, but still reached base via a walk. And since he had a 10-game hitting streak entering the game against the Cougars, he has hit safely in 26 of the last 27 games. He also has reached base safely via a hit or walk in each of the last 27 games.

## Storror Finished Above .300

Senior outfielder Travis Storror (Mount Vernon, WA) hit .376 (35-for-93) with nine doubles, a triple, eight homers, and 34 RBIs in his last 30 games. He also walked 15 times and was hit four times, meaning he had a .470 on-base percentage in that stretch.

Overall, the co-captain hit .321 with nine homers, 45 RBIs, and a .417 on-base percentage thanks to 25 walks against only 24 strikeouts in 2006. He showed an accurate arm from his starting right-field position, as evidenced by his six outfield assists in 2006 after totaling eight in 2005.

He missed the entire postseason due to a sprained foot. He was on the 25-man roster for the super regional and College World Series, but did not play in the postseason.



# 2006 Clemson Baseball Notes



## Casanova Shined in Hometown

Senior catcher Adrian Casanova (Miami, FL) knew he would get at least one chance to play in front of a hometown crowd when he decided to transfer from Florida International prior to the 2005 season. That one opportunity came at #11 Miami from March 31 to April 2 at Mark Light Field. He did not disappoint, as Clemson swept the Hurricanes, thanks in part to the effort of the Tiger backstop.

On March 31, he hit a key two-run homer to help the Tigers to an 8-6 win. Then in the series finale on April 2, he was 2-for-4 with a three-run home run and four RBIs in Clemson's 14-1 victory. Casanova, who entered the series with just one homer and eight RBIs on the season, hit two long balls with six RBIs during the series in front of dozens of family and friends.

## Casanova at His Best Against the ACC

Adrian Casanova, the #9 batter in the Tiger lineup, hit .308 in ACC regular-season games in 2006. In 30 conference games, he also had seven doubles, two homers, and 19 RBIs. In all games in 2006, he hit .249. He went 6-for-9 in three games at Duke in May 8,9.

Perhaps his biggest hit of the 2006 season came against #13 Florida State on May 13. With two outs in the bottom of the ninth inning and the Tigers trailing 3-2, he singled up the middle to plate the tying run. Clemson went on to win 4-3 in 10 innings.

The Miami, FL native's average rose with the temperature for the second-straight year in 2006. He hit .238 overall in 2005, but .316 with three homers and 21 RBIs in 30 ACC regular-season games. Therefore in 60 career starts in ACC regular-season games, he batted .312.

## Smith Left Marq at Third Base

Junior Marquez Smith (Ocala, FL) cemented himself as the everyday third-baseman in the second half of 2006. He spent the first half of the season as the starting designated hitter, but his .951 fielding percentage (only five errors) overall led Head Coach Jack Leggett to pencil him in to the starting lineup as the everyday starting third-baseman. He also had a .939 fielding percentage (five errors in 82 chances) while playing third base, as he also saw time at shortstop and second base. At the plate, he hit .291 with 20 doubles, a triple, 10 homers, and 48 RBIs.

After becoming the everyday starter at third base against Winthrop on April 18, he was 38-for-120 (.317) with 34 runs scored, 13 doubles, a triple, six homers, and 30 RBIs. When playing third base in 2006, he batted .336 with a .434 on-base percentage and .633 slugging percentage.

He had a tremendous day in a doubleheader at Duke on May 8. In the first game, he hit two doubles and the go-ahead home run in the eighth inning to break a 4-4 tie. Clemson went on to win 7-4. He added a double in the second game, meaning he was 5-for-9 with three doubles, a homer, and three RBIs on the afternoon (two games).

The following weekend against #13 Florida State, he was 5-for-11 (.455) with six runs scored, three doubles, a homer, and seven RBIs. In the first game of the series, he went 3-for-3 with a school-

record-tying three doubles. Therefore in six games during that week, which included three-game series against Duke and Florida State, he was 11-for-25 (.440) with 11 runs scored, six doubles, two homers, and 10 RBIs.

## Smith National & Co-ACC Player-of-the-Week

Marquez Smith was named one of five national players-of-the-week by **Collegiate Baseball** and Co-ACC Player-of-the-Week on May 1. In four games from April 26-30, he hit four home runs with seven RBIs and did not commit an error in 12 chances at third base to lead the Tigers to a 4-0 record. He had two multi-homer games, including two solo shots against Wofford on April 26 and two homers with five RBIs against Virginia Tech on April 29. The five RBIs were three more than his previous career-high total of two.

## Another Tiger D.J.

The initials "D.J." are synonymous with a national championship at Clemson. Tiger golfer and current PGA Tour player D.J. Trahan led the Clemson golf team to the National Championship in 2003.

While he has not had near the career on the baseball diamond as Trahan had on the golf course, Clemson outfielder D.J. Mitchell certainly had a strong impact on Clemson's ACC Championship run in 2006. Mitchell took over for starting outfielder Travis Storrer, who suffered an injury in the final regular-season game against Wake Forest.

Mitchell had started just six games entering the ACC Tournament and had compiled a respectable .267 batting average with 12 total hits and four RBIs. But Mitchell responded when he was put into the starting lineup and hit .421 for the ACC Tournament with a team-tying-high five RBIs and five runs scored. Thus, he had more RBIs in the tournament (5) than he had had all year (4), and had eight hits after recording just 12 total in the regular season. Mitchell was rewarded with a berth on the All-ACC Tournament team.

Against #14 Oral Roberts in game one of the Super Regional on June 9, he came up big again. He had three run-scoring singles to help the Tigers to a dramatic 11-8 win on Tyler Colvin's walkoff grand slam.

On the season, Mitchell hit .289 with 12 RBIs and eight stolen bases in 51 games (19 starts). He hit .357 with runners in scoring position as well.

## Berken Returned

Jason Berken made his first appearance on the mound in 632 days when he started the opening game of the 2006 season in the first game of a doubleheader against James Madison on February 17. The De Pere, WI native suffered an arm injury that required "Tommy John" surgery in 2004, causing him to miss the entire 2005 season. He was slated to be the Friday starter in 2005.

In 18 starts during the 2006 season, he was 9-3 with a 3.22 ERA and 75 strikeouts in 81.0 innings pitched. Berken was effective at home as well. He was 6-0 with a 2.01 ERA in 10 starts at home. He also allowed just two extra-base hits in 44.2 innings pitched in the friendly confines.

In his three active seasons, the team co-captain had an 18-6 record and 3.04 ERA in 36 starts

and 11 relief appearances for a total of 186.2 innings pitched. He also allowed just a .245 opponents' batting average and nine home runs.

## Cribb Control

Graduate righthander Josh Cribb (Lake View, SC) exhibited excellent control as both a starter and reliever in his time at Clemson. In perhaps his best outing of 2006 against #25 Kansas on March 10, he was masterful. He pitched 7.0 scoreless innings, allowing only one hit to earn the win in Clemson's 7-2 victory. He did not allow a baserunner past first base and retired 14 straight batters at one point against a team that entered the game on an eight-game winning streak and went on to win the Big 12 Tournament title.

In 15 starts and one relief appearance in 2006, he was 9-0 with a 3.09 ERA along with allowing just 70 hits and 26 walks with 83 strikeouts. He earned ACC Pitcher-of-the-Week honors after hurling a complete-game six-hitter in Clemson's 3-1 win over Maryland on April 7. He allowed one run, six hits, and no walks with nine strikeouts in his fourth career complete game. It was also Cribb's third ACC weekly honor, as he won the award twice in 2005.

In four seasons with the Tiger program, he made 32 starts and 36 relief appearances for a total of 282.1 innings pitched. He had a 3.47 career ERA and allowed just 71 walks while striking out 257. His 2.26 walks per nine innings pitched mark was sixth-best in school history, while his 3.62 strikeout-to-walk ratio was second-best in school history.

## Clemson Fewest Career Walks Per Nine Innings

Rk	Player	Year(s)	BB/9 IP
1.	Phillip Lowery	1986-88	1.71
2.	<b>Stephen Faris</b>	<b>2004-06</b>	<b>2.08</b>
3.	Scott Berney	2000	2.12
4.	Jimmy Roller	1959-61	2.13
5.	Kris Benson	1994-96	2.22
6.	<b>Josh Cribb</b>	<b>2003-06</b>	<b>2.26</b>
7.	Andy Taulbee	1992-94	2.35
8.	George Stone	1984,85	2.42

Note: Min. 100 innings pitched.

## Clemson Career Strikeout-to-Walk Ratio

Rk	Player	Year(s)	K/BB
1.	Kris Benson	1994-96	4.51
2.	<b>Josh Cribb</b>	<b>2003-06</b>	<b>3.62</b>
3.	Billy O'Dell	1952-54	3.61
4.	<b>Stephen Faris</b>	<b>2004-06</b>	<b>3.38</b>
5.	Andy Taulbee	1992-94	3.22
6.	Phillip Lowery	1986-88	3.19
7.	Ken Vining	1994-96	3.19
8.	Jason Dawsey	1993-95	3.17

Note: Min. 100 innings pitched.

## Cribb on ACC Academic Honor Roll Five Times

Josh Cribb became the first Tiger in history to make the ACC Academic Honor Roll five times. Prior to 2006, he was one of seven Tigers in history to make the ACC Academic Honor Roll four times, but since he red-shirted in 2002 and played in his fifth season on campus in 2006, he was able to make the list five times. To make the ACC Academic Honor Roll, a player must have a 3.0 GPA or higher for the school year. Therefore, he did that in all five years in college. Cribb graduated in May of 2006 with a degree in PRTM.



## Cribb 9-0

Graduate righthander Josh Cribb was a perfect 9-0 in 15 starts and one relief appearance in 2006. Only three other Tiger pitchers in history won more games without a loss in a single season. Cribb also won 15 of his last 16 decisions as a Tiger.

## Clemson Single-Season Perfect Record Bests

Rk	Player	Year	W-L	Pct.
1.	Chuck Porter	1976	12-0	1.000
2.	Mike Kimbrell	1991	11-0	1.000
3.	Mike Sullivan	1979	10-0	1.000
4.	<b>Josh Cribb</b>	<b>2006</b>	<b>9-0</b>	<b>1.000</b>
	Jarrod Schmidt	2000	9-0	1.000
6.	Aaron Jersild	1991	8-0	1.000
	Mike Holtz	1992	8-0	1.000
8.	Len Bradley	1979	7-0	1.000
9.	<b>P.J. Zocchi</b>	<b>2006</b>	<b>6-0</b>	<b>1.000</b>
	Tommy Qualters	1977	6-0	1.000
	Kris Harvey	2004	6-0	1.000

## Cribb Duplicated Perfect Senior Year

Senior years are special for Clemson righthander Josh Cribb. As a senior at Lake View (SC) High School, Cribb posted a perfect 13-0 record with 182 strikeouts in just 93.0 innings pitched. What was most incredible was his 0.00 ERA, the only pitcher in the state to do that in 2001.

In 2006, Cribb was again perfect with a 9-0 record, the only ACC starter with a perfect record (minimum of nine decisions). He did not have an 0.00 ERA, but he still had a strong 3.09 figure.

Cribb was especially effective at home and against top-25 teams. He was 8-0 at Doug Kingsmore Stadium in 2006 with a 2.38 ERA. He was also 4-0 against top-25 teams in 2006.

## Faris Continued Where He Left Off

At the beginning of 2005, Stephen Faris (Richmond, VA) was one of several righthanders out of the bullpen. But he made a name for himself mid-way through the season with a pair of complete games when he was called upon to start. He went on to become a weekend starter and led the squad with a 2.60 ERA, while showing toughness and excellent control in 97.0 innings pitched during 10 starts and 10 relief appearances.

The 2006 season saw much of the same of the junior. In 18 starts, he was 9-3 with a 2.36 ERA in a team-high 103.0 innings pitched. Faris allowed just 77 hits (.209 opponents' batting average) and 20 walks with 86 strikeouts, good for a 4.3 strikeout-to-walk ratio. His excellent control and command of all his pitches enabled him to be in the top 10 in several Clemson career records.

His best game of 2006 came against #12 N.C. State on March 26. Against a team that entered the series hitting .367 and averaging over 10 runs per contest, he limited the potent Wolfpack offense to four hits in 8.0 scoreless innings in Clemson's 6-2 victory. He also did not walk a batter and struck out five. He also faced the minimum 18 batters in 6.0 scoreless innings of two-hit ball to earn the win against #22 Wake Forest on May 18.

In his career, he had a 3.24 ERA in 242.0 innings pitched, and struck out 189 against 56 walks, good for a 3.38 strikeout-to-walk ratio. That mark is fourth-best in school history, while his 2.08 walks per nine innings pitched mark is second-best in Tiger history.

## Faris Faired Well at the End of the Season

When #10 Georgia Tech and Boston College pounded Stephen Faris in April to the tune of nine runs in 2.1 combined innings pitched, Head Coach Jack Leggett gave the junior righthander a start the following Wednesday in a non-conference game against Wofford. He responded by pitched 7.0 scoreless innings, allowing five hits and no walks with eight strikeouts to earn the win. He did not pitch against Virginia Tech that weekend, but a week later, he was inserted back into the weekend rotation. After that, he was outstanding.

Including the start against Wofford and his seven starts to finish the season, he was 5-1 with a 1.46 ERA and .180 opponents' batting average. In 49.1 innings pitched, he allowed just 31 hits, including only seven extra-base hits, and eight walks with 42 strikeouts.

## Zocchi Ball

Sophomore righthander P.J. Zocchi (Bronx, NY) started both of Clemson's games against College of Charleston in 2006. His results were near perfect. He earned victories in both games. In the first start in Mount Pleasant on March 3, he allowed just five hits, no runs, and two walks with four strikeouts in Clemson's 6-0 win. Then at Doug Kingsmore Stadium on May 16, he pitched 8.2 innings, allowing only five hits, no runs, and one walk with eight strikeouts. Therefore in two starts against the Cougars, he was 2-0 in 14.2 innings pitched, and allowed 10 hits, no runs, and three walks with 12 strikeouts.

He then started and ended Clemson's run to an ACC Tournament title. In the Tigers' opener against Wake Forest, he started and pitched 6.0 innings, allowing only four hits, one run, and one walk with three strikeouts. Then in the championship game against #25 N.C. State, he came in with the tying run on deck and struck out Ramon Corona on three pitches to record the game's final out and his first career save.

In 2006, he was 6-0 with a 2.81 ERA. He also had 66 strikeouts in 67.1 innings pitched. In his last seven appearances of the season, which included two starts, he pitched 30.1 innings, allowing 24 hits (.224 opponents' batting average), four runs (1.19 ERA), and seven walks with 26 strikeouts along with a 3-0 record and a save.

## Clark An Unlikely Hero

Graduate righthander Sean Clark was not on the top of the list of candidates to make All-ACC Tournament when the league baseball event began on May 24. The righthander from Los Angeles, CA had pitched in just seven games and for 10.1 innings all season, and had not had a decision prior to the tournament.

He red-shirted in 2005 due to injury, so that was it for his career numbers. And, he had never pitched a game on the road in his career. In fact, the only reason he made the trip to Jacksonville, FL for the ACC Tournament was an injury to outfielder Travis Storrer. That freed up a roster spot, and Clark got on the bus.

Clark did not pitch in the first four games of the ACC Tournament and had appeared in just two games in the last two months, one-inning appear-

ances against Wofford and Wake Forest. But Clark was handed the ball as the starter for the ACC Championship game on May 28, an assignment he learned of when he got on the bus to come to the ballpark on Sunday morning.

Clark responded with a memorable performance in the nationally-televvised game against #25 N.C. State, the ACC's best hitting team with a .337 batting average entering the game. He pitched 8.0 innings, allowed just four hits, struck out five, and walked just one against the Wolfpack.

Clark had a three-hit shutout through eight innings, then allowed a hit to the leadoff batter in the ninth. That brought out Head Coach Jack Leggett, who came to mound and hugged Clark before he took him out, perhaps an unprecedented show of appreciation by the 13-year Clemson mentor.

Clemson held on for the 8-4 victory over the Wolfpack and the ACC Championship, the first for the Tiger program since 1994. Clark had never pitched more than three innings in his college career prior to the game. In fact, he had just the 10.1 innings of experience prior to his eight innings in the game. For his performance, Clark was named to the All-ACC Tournament team, one of six Tigers honored and the only pitcher chosen to the team.

He then followed up that performance with another memorable outing against UNC Asheville in the Tigers' opener in the Clemson Regional. In a game that saw only one-half inning be completed on June 2 due to inclement weather, he relieved Jason Berken on June 3 and pitched the final 8.0 innings to record the win. Clark allowed just three hits, no runs, and two walks with six strikeouts. He earned All-Tournament honors as one of just two pitchers.

Then in the Clemson Super Regional against #14 Oral Roberts on June 10, he relieved Stephen Faris in the third inning with the Tigers trailing 4-0 and kept Clemson in the game. In 3.2 innings pitched, he allowed three hits, one run, and one walk with six strikeouts. Clemson rallied back for a thrilling 6-5 win. Even though he did not factor in the decision, his performance was crucial in the Tigers' win that clinched Clemson's 11th trip to the College World Series.

Clark threw the first pitch of the College World Series when he started against #4 Georgia Tech on June 16. He pitched 6.0 innings, allowing seven hits, four runs, and two walks with three strikeouts against one of the nation's best hitting teams. He also allowed three runs in the first inning, therefore was stellar in his final five innings. The Tigers went on to win 8-4 thanks in part to Clark's performance.

In 2006, Clark had a 2.50 ERA along with a 2-0 record in 36.0 innings pitched over 11 appearances (two starts). He also had a .209 opponents' batting average, and only allowed 28 hits and 10 walks with 30 strikeouts.

What made this even a better story was the fact that he had already lined up interviews for a job in the financial field in the Greenville, SC area, thinking that he would not be on the 25-man postseason roster, and most likely would not have been if not for Storrer's injury. But he put those interviews on hold. Even though he graduated, he has a year of eligibility remaining. So after planning on 2006 being his





# 2006 Clemson Baseball Notes



final season as a collegiate baseball player, the new fan-favorite has a decision to make for 2007.

## Moskos the Leading Lefty

Sophomore Daniel Moskos (Alta Loma, CA) stepped up to become the team's top lefthander in 2006. After struggling as a freshman in 2005, the hard thrower appeared in a team-high 33 games and had a 2.52 ERA in 53.2 innings pitched in 2006. The 33 appearances tied for the most, while his 33 relief appearances also tied for the most in a season in school history.

Moskos held opponents to a .238 batting average and had 10 saves, tied for third-most in a season in Tiger history. Moskos also inherited 32 baserunners, and allowed only nine of them to score.

## Clemson Single-Season Save Leaders

Rk	Player	Year	Saves
1.	Nick Glaser	2000	15
2.	Scott Winchester	1995	14
3.	<b>Daniel Moskos</b>	<b>2006</b>	<b>10</b>
	Scott Winchester	1993	10
	Scott Winchester	1994	10
	Patrick Hogan	2004	10
7.	Scott Clackum	1998	9
8.	Mike Milchin	1988	8
	Paul Harrelson	2002	8
10.	Len Bradley	1980	7
	Aaron Jersild	1992	7

## Clemson Single-Season Appearance Leaders

Rk	Player	Year	App.
1.	<b>Daniel Moskos</b>	<b>2006</b>	<b>33</b>
	Scott Winchester	1995	33
	Nick Glaser	2000	33
4.	Aaron Jersild	1992	32
5.	Andy Taulbee	1993	30
6.	Billy Trapp	1980	28
	Scott Winchester	1994	28
	Josh Cram	2001	28
9.	Len Bradley	1980	27
	Jerome Santivasci	1989	27
	Jason Dawsey	1993	27
	Michael Holtz	1994	27
	David Shepard	1996	27
	Tyler Lumsden	2002	27

## Clemson Single-Season Relief Appearance Leaders

Rk	Player	Year	RA
1.	<b>Daniel Moskos</b>	<b>2006</b>	<b>33</b>
	Scott Winchester	1995	33
	Nick Glaser	2000	33
4.	Aaron Jersild	1992	32
5.	Billy Trapp	1980	28
	Scott Winchester	1994	28
	Josh Cram	2001	28
8.	Jerome Santivasci	1989	27
	David Shepard	1996	27
10.	Scott Winchester	1993	26
	Matt Addison	2000	26
	Thomas Boozer	2002	26

## Moskos Received Bob Bradley Award

Sophomore lefthander Daniel Moskos won the 2006 Bob Bradley Award for being the Tiger MVP of the four-game series with South Carolina, as Clemson won the regular-season series 3-1. He became the first hurler to win the award in the sixth year of its existence. In two relief appearances against the top-10 Gamecocks, he pitched 8.0 innings, allowing just two hits and one run.

One of his best games of 2006 came at #1 South Carolina on April 5. He entered the game

with the score tied in the sixth inning, and promptly faced the minimum 10 batters over the next 3.1 innings to pick the win in Clemson's 3-2 victory in Columbia. He did not allow a hit or run against the nation's top-ranked team.

## Future ACC Tournament Sites

On May 17, the Atlantic Coast Conference released the future sites for ACC Tournaments from 2007-09. The 2007 and 2008 tournaments will be played at The Baseball Grounds of Jacksonville (FL), where the tourney was played in 2005 and 2006. In 2009, the ACC Tournament will be held in Boston, MA at historic Fenway Park.

## Four Former Tigers in the Majors in 2006

Clemson has four former players in the Major Leagues in 2006. Three were All-Americans at Clemson, including two who were the consensus college player-of-the-year their final seasons.

Khalil Greene is in his third season as the regular shortstop of the San Diego Padres. Greene batted .250 in 121 games last season with a career-high 15 home runs and a career-high 70 RBIs. The home run total was a franchise record for a shortstop. Greene got the 2006 season off to a great start with a home run on opening Day.

Greene led Clemson to the College World Series in 2002 and a school-record-best third-place finish when he was the consensus national player-of-the-year. He was a unanimous All-American and ACC Player-of-the-Year, as he led the nation in hits, runs scored, total bases, and doubles. He batted an incredible .470 for the season with 27 home runs and 91 RBIs.

Kris Benson opened the 2006 season in the starting rotation with the Baltimore Orioles. It is his third Major League club since he broke into the Majors in 1999 with the Pittsburgh Pirates. The #1 draft choice of the entire college draft by Pittsburgh in 1996, Benson had a 10-8 record with the New York Mets last year when he had a 4.13 ERA. He also had a career-high 12 victories in 2004.

Benson was the national player-of-the-year in 1996, the first Tiger baseball player in history to win a national player-of-the-year award, and the second Clemson athlete in any sport to win national player-of-the-year honors. Benson had a 14-2 record as a junior in 1996, and had a 2.02 ERA and an incredible 204/27 strikeout-to-walk ratio.

Matthew LeCroy, a native of nearby Belton, SC, is in his seventh year in the Major Leagues, including his first year with the Washington Nationals. He spent his first six years with the Minnesota Twins and hit 58 home runs, including a season-high 17 home runs in 2003 and 2005. His 58 career home runs are third in the Major Leagues among all former Tigers.

LeCroy teamed with Benson to help the Tigers to the College World Series in 1995 and 1996. He was Clemson's first ever rookie-of-the-year in baseball in 1995 when he hit 15 home runs to set a Tiger record for a freshman. LeCroy hit 53 home runs in his career, third on Clemson's career list. His 208 RBIs are currently seventh on the Tiger career list as well.

Mike Holtz became the fourth former Tiger in the Majors in 2006 when he was called up by the

Boston Red Sox in May. The lefthander had not pitched in the Majors since 2002 when he was with the San Diego Padres. He entered the season with a career record of 16-20, a 4.68 ERA, and three saves in 350 appearances. He also pitched for the Angels and Athletics.

Holtz pitched at Clemson from 1991-94, posting a career record of 19-5 with a 3.31 ERA. He was 6-1 with a 1.66 ERA as a relief pitcher on Jack Leggett's 1994 team that won 57 games. He also had 220 career strikeouts in 214.2 innings pitched and was a 17th-round draft pick of the Angels in the 1994 draft.

## Tigers Swept James Madison to Open Season

Clemson, ranked #1 in the country, swept James Madison by a combined score of 17-2 in the season-opening, three-game series from February 17-19 at Doug Kingsmore Stadium. Tiger batters combined for a .286 batting average and seven stolen bases, but the story for Clemson was its outstanding pitching. The staff allowed just 10 hits, two runs (one earned), and seven walks with 36 strikeouts in 27.0 innings pitched. The three starting pitchers combined for 16.0 innings pitched, and allowed just five hits, no runs, two walks, and 22 strikeouts. Tyler Colvin hit three solo homers, and Adrian Casanova went 4-for-7 in the series.

In the season-opener and the first game of a doubleheader on February 17 against James Madison, Jason Berken pitched 5.0 scoreless innings in his first outing in nearly two years to earn the victory in Clemson's 8-1 win. Berken struck out nine batters, while only allowing two hits, no runs, and one walk. Colvin added two home runs, both solo shots. It was his first career two-homer game. Casanova went 2-for-2 with a double and two RBIs. Marquez Smith also had three runs scored in his first game as a Tiger. Clemson outit the Dukes 11-4, as nine different Tigers had at least one hit.

In game two, which was the second game of a doubleheader on February 17, three Tiger pitchers combined to allow just one hit in Clemson's 3-0 victory. James Madison managed just one single and a walk, as the Dukes sent 29 batters to the plate in the game. Stephen Faris allowed only one hit and no walks with six strikeouts in 6.0 innings pitched to earn the win against the team from his home state of Virginia. Daniel Moskos pitched 2.0 scoreless innings with three strikeouts, while Steve Richard earned his first career save by pitching a perfect ninth inning with two strikeouts. Colvin added another solo homer, giving him three in one day. Smith also hit his first career long ball as a Tiger. The game duration was just under two hours (1:59).

In game three on February 19, Clemson won 6-1 despite totaling just two RBIs thanks to several James Madison miscues. The Tigers scored three runs in the fourth inning without the benefit of an RBI and with only one hit, a leadoff single by Andy D'Alessio. D'Alessio scored on an error, Stan Widmann scored on a balk, and Herman Demmink came across on a wild pitch. Casanova added a solo homer, the first of his career at Doug Kingsmore Stadium, and Demmink had a game-high three hits. Travis Storrer saw his 12-game hitting streak come to an end. Tiger batters walked 10 times, while five Tiger pitchers combined for 13 strikeouts. Josh Cribb



# 2006 Clemson Baseball Notes



earned the win by pitching 5.0 innings, allowing two hits, no runs, and one walk with seven strikeouts.

## **Tigers Took Two From Upstart Mercer**

Clemson, ranked #1 in the nation, won two of three games over a solid Mercer team from February 24-26 at Doug Kingsmore Stadium. The Tigers hit .269 in the series, while Mercer hit .250. Clemson also outscored the Bears 16-8 and hit 10 doubles. The Tiger pitching staff had a 1.33 ERA and did not allow a home run. Tyler Colvin was 6-for-11 (.545) with five runs scored, two doubles, a homer, and three RBIs in the series, while he hit two more line-drive outs to the deep part of the outfield that were tracked down by Bear outfielders making nice catches.

In game one on February 24, Clemson stranded 10 Mercer baserunners in a 5-1 victory. The Tigers also turned three double plays and worked out of a bases loaded, no out jam in the sixth inning without allowing a run. Colvin hit a solo home run, while Travis Storrer and Marquez Smith each had two-run doubles. Jason Berken earned the win in a starting role by pitching 4.0 shutout innings. Daniel Moskos also pitched 2.2 scoreless innings in relief to maintain the Tigers' narrow lead. The Bears' lone run came on a sacrifice fly by Sean McCahill in the ninth inning.

In game two, which was the first game of a doubleheader on February 26, Mercer scored three unearned runs in the eighth inning for a come-from-behind 3-2 victory over the Tigers, breaking Clemson's 11-game home winning streak. Jason Lowey tied the score with a run-scoring single, then he along with Tyler McCarty scored on Steve Karwatt's two-run single. The runs were scored after a throwing error by Stan Widmann. Clemson cut the Bear lead in half in the bottom of the eighth inning, but closer Andrew Urena struck out Ben Hall with the bases loaded to end the threat. Colvin had three of Clemson's four hits, as the Tigers were 1-for-11 with two outs. Mercer had 11 hits, including 10 singles.

In game three, which was the second game of a doubleheader on February 26, Clemson broke out with 14 hits, including seven doubles, in a 9-4 victory. After Mercer took a 1-0 lead in the top of the first inning, Clemson responded with three runs in the bottom of the first, highlighted by Andy D'Alessio's two-run double, one of his two two-baggers in the game. D'Alessio also was 3-for-4 with three RBIs. The Tigers broke the game open with four runs in the fifth inning, keyed by four doubles. Freshman Alex Burg had his first two hits as a Tiger, including a run-scoring double in the fifth inning. The Tigers were also 7-for-13 with runners in scoring position. Josh Cribb allowed two earned runs on five hits and took the win.

## **Tigers Blanked College of Charleston 6-0**

Three pitchers combined for a six-hit shutout in #1 Clemson's 6-0 win at College of Charleston in front of a record crowd of 3,122 fans at Patriots Point Field on March 3. P.J. Zocchi pitched 6.0 innings, allowing five hits and two walks with four strikeouts to earn the win. Matt Vaughn and David Kopp combined to pitch 3.0 scoreless innings to close out the game. The Tigers scored two runs apiece in the

fourth, fifth, and sixth innings, highlighted by Travis Storrer's two-run, opposite-field homer in the fourth. Storrer had a game-high three hits, while Andy D'Alessio added a solo home run in the sixth inning.

## **Tigers Split Weekend Series With Gamecocks**

Clemson and South Carolina split a two-game, home-and-home series on March 4,5. The Gamecocks took game one 6-2 before the Tigers answered with a 6-4 victory in game two, as each team won on its home field. Clemson hit .277 to the Gamecocks' .246 batting average.

Andrew Cruse pitched 5.2 scoreless innings in relief to lead #9 South Carolina to a 6-2 victory over the #1 Tigers at Sarge Frye Field on March 4. Jason Berken suffered the loss, as he lasted only 3.1 innings. Daniel Moskos pitched 4.2 solid innings in relief, allowing only one run on two hits. Clemson tied the score in the third inning on Tyler Colvin's two-run single, but South Carolina took the lead back for good with three runs in the fourth inning, and was aided by a Berken throwing error and a passed ball. Clemson outhit South Carolina 8-7, but stranded nine runners on base. Taylor Harbin had a game-high three hits.

Top-ranked Clemson scored three runs in the seventh inning, highlighted by Marquez Smith's two-out, two-run single, to rally for a 6-4 win over #9 South Carolina at Doug Kingsmore on March 5. South Carolina held a 3-0 lead before the Tigers chipped away with single runs in the third, fourth, and fifth innings. After the Gamecocks took a 4-3 lead in the seventh inning on a two-out single by Drew Martin, Clemson answered with a three-run seventh after the first two batters of the frame were retired. Travis Storrer's bases-loaded walk tied the score, then Smith's line-drive single to left gave the Tigers the lead for good. Josh Cribb earned the win in relief, while Steve Richard picked up the save. Harbin added a game-high three hits to lead the Tigers to the win on Jack Leggett's 52nd birthday.

## **Tigers Scored Eight in Eighth to Down Tribe**

Second-ranked Clemson scored eight runs in the eighth inning for a come-from-behind 10-5 win over William & Mary on March 8 at Doug Kingsmore Stadium. The Tribe led the entire game and scored four of its five runs thanks to Tiger miscues. But Andy D'Alessio tied the score in the eighth inning on a three-run home run. Then the Tigers scored five more runs, highlighted by two runs on two errors by reliever Sean Sosonko on the same play on a potential inning-ending double play ball that would have kept the score tied. D'Alessio had a game-high three hits, while Travis Storrer added two hits and two RBIs. Stephen Clyne pitched 2.0 perfect innings in relief to earn the victory.

## **Tigers Took Two From Big 12's Kansas**

Clemson, ranked #2 in the nation, took two of three games over #25 Kansas at Doug Kingsmore Stadium from March 10-12. Clemson won the first and third games by scores of 7-2 and 4-3, respectively, while Kansas won game two 6-5. Clemson outhit the Jayhawks .306 to .202, while the Tiger pitching staff had a 3.00 ERA. Tiger hurlers also combined for 32 strikeouts in the three games, including 28 in the final two games. Herman Demmink

was 6-for-10 with four RBIs, two walks, and a hit-by-pitch in the series.

In game one on March 10, Josh Cribb pitched 7.0 scoreless innings of one-hit ball in a 7-2 Tiger victory over Kansas. Cribb threw just 69 pitches and did not allow a baserunner past first base. Clemson's win snapped Kansas' eight-game winning streak, as the Jayhawks totaled only five hits. The Tigers scored four runs in the first three innings, including two unearned runs in the first inning thanks to a costly error. Taylor Harbin and Stan Widmann each went 3-for-4 with an RBI, while Herman Demmink added two hits and two RBIs in the Tigers' 12-hit attack. Clemson did not commit an error as well.

In game two on March 11, Preston Land hit a solo home run in the eighth inning to give Kansas a 6-5 victory over the Tigers. The Tigers put four unearned runs on the board in the first inning, highlighted by Andy D'Alessio's two-run double. But the Tiger bats went cold for the rest of the game, as Kansas slowly chipped away at Clemson's lead. The Tigers committed three errors that led to two runs in the fifth inning, then the Jayhawks took the lead in the seventh inning on a two-run double by Erik Morrison. Pinch-hitter Ben Hall tied the score in the bottom of the seventh with a solo homer, but Land's long ball in the eighth was the difference. Clemson was just 1-for-10 with runners in scoring position, as Kansas outhit the Tigers 11-7. Three Tiger pitchers combined for 15 strikeouts.

In game three on March 12, Clemson scored two runs in the eighth inning, both on wild pitches, and hung on for a 4-3 victory over the Jayhawks. Morrison gave Kansas the lead with a two-run homer in the fifth inning, but Demmink's run-scoring single in the seventh tied the score. Then closer Don Czyn threw two wild pitches that scored two different Tigers to give Clemson a 4-2 lead. The Tigers scored two runs in the eighth without the benefit of a hit. Kansas battled in the ninth, but closer Steve Richard struck out Morrison to end the game and earn the save. Stephen Faris struck out 10, while Daniel Moskos earned the win. Clemson outhit the Jayhawks 11-4, including a 3-for-3 day by Demmink.

## **Tigers Exploded to Top Gardner-Webb 10-5**

Clemson used 17 hits to defeat Gardner-Webb 10-5 on March 15 at Doug Kingsmore Stadium. Herman Demmink was 2-for-3 with a leadoff homer and three RBIs, while Andy D'Alessio had a team-high three hits. Taylor Harbin added two doubles. The Tigers jumped out to a 7-0 lead thanks to six runs on seven hits in the second inning. Clemson coasted the rest of the way, using seven pitchers in all. David Kopp started and went only 3.0 innings, but earned the win in a scheduled short start. Blake Lalli hit two homers, a double, and drove in four runs.

## **Cavaliers Silenced Tiger Bats in Sweep**

Virginia swept #2 Clemson by scores of 2-1, 10-2, and 7-4 from March 17-19 at UVa Baseball Stadium. The Cavaliers outhit the Tigers .370 to .175 and hit .452 with two outs during the series. Tyler Colvin was 5-for-12 with a double, homer, and three RBIs to pace Clemson.

In game one, Brandon Marsh's walkoff sacrifice fly lifted Virginia to a 2-1 victory over the Tigers



on March 17. Tim Henry scored the winning run after he walked, stole second, and went to third on a throwing error. Josh Cribb struck out eight and allowed one run in 5.2 innings, but did not factor in the decision. Sean Doolittle and Casey Lambert limited Clemson to only four hits, including doubles by Adrian Casanova and Andy D'Alessio. The Tigers' lone run came on an RBI single by Colvin in the first inning.

In game two, Virginia scored nine runs with two outs in the sixth inning to defeat Clemson 10-2 on March 18. Virginia put together six singles and three walks with two outs and the score tied in the sixth to put the game out of reach. The Cavaliers outhit Clemson 15-7, as all 15 of their hits were singles. Freshman Jacob Thompson allowed two runs on six hits to earn the win, while Jason Berken suffered the loss. Brad Chalk and Colvin had two hits apiece for the Tigers.

In game three, Virginia rallied from a 4-1 deficit to defeat Clemson 7-4 on March 19. The Cavaliers tied the score 4-4 in the seventh inning thanks to Brandon Guyer's two-run single, then took the lead with three runs in the eighth, highlighted by Henry's run-scoring single up the middle. Clemson built its lead thanks to a two-run single by Adrian Casanova in the second inning and a two-run homer by Colvin in the third inning. Virginia outhit Clemson 14-6, led by Marsh's four hits and three runs scored. Colvin and Stan Widmann had two hits apiece for the Tigers.

## **Tigers Rebounded to Sweep Elon in Two Games**

Clemson won both games (by scores of 5-3 and 7-4) of a two-game, midweek series against Elon at #10 Clemson on March 21, 22 at Doug Kingsmore Stadium. Clemson out-hit Elon .258 to .215 and committed just one error. The Tiger offense also walked nine times against only four strikeouts and stole eight bases in nine attempts. Andy D'Alessio had three hits, including two homers, and six RBIs as well.

In game one on March 21, freshman lefthander Ryan Hinson pitched 5.0 solid innings in relief to lead Clemson to a 5-3 victory over Elon. Hinson earned his first career win by pitching the final 5.0 innings, allowing only one run on two hits (both with two outs in the ninth inning) while striking out six. Five different Tigers had at least two hits, including D'Alessio, who had a three-run home run in the third inning that put Clemson ahead for good. The Tigers also stole five bases, including two by Herman Demmink. Clemson snapped its three-game losing streak and Elon's six-game winning streak with the victory.

In game two on March 22, Clemson managed just three hits, but capitalized on five Elon errors and seven walks in a 7-4 victory. Clemson scored five runs in the first four innings on only two hits, then D'Alessio gave the Tigers a three-run cushion with a towering two-run homer in the seventh inning. Freshman lefty Alex Martin pitched 3.1 shut-out innings in relief to earn his first career win, while Matt Vaughn, Steve Richard, and Daniel Moskos pitched the final 4.0 innings without allowing a run to close out the game. Moskos also picked up his first career save. Clemson stole three bases and did not commit an error as well.

## **Tigers Quieted Wolfpack in Series Sweep**

Clemson swept N.C. State by a combined score of 19-9 from March 24-26 at Doug Kingsmore Stadium. The #10 Tigers outhit #12 N.C. State, who entered the series hitting .367, by 91 points (.305 to .214) and stole six bases. Clemson's pitching staff had a 2.67 ERA, as all three Tiger starting pitchers earned victories. Tyler Colvin was 5-for-11 (.455) with three doubles, a triple, and four RBIs to lead Clemson.

In game one, Clemson scored nine runs in the first two innings and held on for a 9-5 win over N.C. State on March 24. Andy D'Alessio hit a grand slam in the first inning, as the Tigers totaled 11 of their 12 hits in the first two innings. The Wolfpack chipped away with two runs in the fifth inning and three runs in the sixth inning, but Alex Martin shut the door with 3.0 hitless and scoreless innings in relief. Steve Richard also struck out the only batter he faced and picked up the save. Josh Cribb pitched 5.1 innings with eight strikeouts to earn the win. N.C. State stranded 12 runners on base, including at least one in every inning, and struck out 13 times in the game.

In game two, Clemson scored four runs in the fourth inning and pitched its way through the latter stages of the game to come away with a 4-2 win over the Wolfpack on March 25. Triples by Brad Chalk and Colvin along with a double by Taylor Harbin to lead off the fourth sparked the four-run rally. The Wolfpack twice had runners on second and third with one out, but both times they came away without any runs. After scoring two runs in the eighth inning, N.C. State threatened in the ninth, but Matt Camp, the potential tying run, was thrown out by Chalk (after rounding second base too far after Jon Still singled) to end the game. Jason Berken allowed just five runs and one earned run in 7.0 innings pitched to record the win, while Daniel Moskos pitched 2.0 scoreless innings to pick up the save. The Tigers overcame three defensive errors and stranded nine Wolfpack players on base.

In game three, the Tigers defeated N.C. State 6-2 to sweep the series. Clemson, who scored in only three different innings in the first two games of the series, scored in five different innings in game three, totaling 10 hits as well. Stephen Faris pitched 8.0 shutout innings, allowing only four hits and no walks with five strikeouts, to earn the victory. Colvin went 3-for-3 with two doubles, two walks, and two RBIs, while Stan Widmann went 2-for-3. Clemson scored three unearned runs thanks to two errors by first-baseman Aaron Bates, while the Tigers did not commit an error. Clemson also walked eight times and stole five bases.

## **Tigers Split Midweek Series With Georgia**

Clemson, ranked #9 in the nation, split a mid-week, home-and-home series with #19 Georgia on March 28, 29. The two teams combined for 40 runs and 57 hits in the two games, as Clemson hit .373 to Georgia's .341. The Tigers also hit five homers and seven doubles. Andy D'Alessio hit two home runs with seven RBIs in the series, while Tyler Colvin and Herman Demmink also had five hits apiece.

In the first game at Athens on March 28, Josh Morris' walkoff single in the 10th inning lifted Georgia to a 12-11 victory over Clemson. The wild contest featured 23 runs, 32 hits, four Tiger homers,

and four costly Tiger errors. The back-and-forth game saw Clemson take a 5-3 lead after trailing 3-0 thanks to homers by D'Alessio and Marquez Smith. D'Alessio later added another home run, while Colvin hit a three-run homer in the seventh inning to give Clemson 9-7 lead. But Georgia tied the score with three runs in the bottom of the seventh. After Taylor Harbin tied the score with a run-scoring double in the ninth, Morris won the game with his two-out, bases-loaded single to right field in the 10th inning. Every Tiger starter had at least one hit. Colvin and D'Alessio each had three hits and three RBIs, but Clemson allowed four unearned runs thanks to four costly errors.

In the return trip to Clemson on March 29, the Tigers scored five runs in the first inning on their way to a 10-7 victory at Doug Kingsmore Stadium. D'Alessio hit a bases-clearing double in the first to highlight the frame, as he totaled four RBIs on the night. Demmink added a solo homer, two singles, and three RBIs, while Smith belted two doubles. Clemson outhit Georgia 13-12. P.J. Zocchi allowed six runs on eight hits in 5.0 innings, but walked only one and struck out six to earn the win. Drew Fiorenza allowed one run on four hits in the final 4.0 innings to earn the save as well.

## **D'Alessio Led Tigers to Sweep at Miami (FL)**

Clemson swept #11 Miami (FL) in Coral Gables by a combined score of 28-9 in three games from March 31 to April 2. The Tigers won by scores of 8-6, 6-2, and 14-1. Clemson, ranked #9 in the nation, out-hit Miami .304 to .211 and allowed just four earned runs (1.33 ERA) all weekend. The Tigers also had 14 extra-base hits to Miami's four and held the Hurricanes to just 2-for-18 (.111) with runners in scoring position. Andy D'Alessio provided the big bat of the weekend, as he was 6-for-12 with three doubles, two homers, and nine RBIs in the series. Playing in his hometown, Adrian Casanova added two home runs and six RBIs as well.

In game one, Clemson outlasted the Hurricanes 8-6 on March 31. Casanova and Taylor Harbin each hit two-run homers in the fourth inning, while D'Alessio added three hits, including two doubles, and three RBIs. The Tigers broke Miami's 12-game home winning streak, and in the process earned their 600th all-time ACC regular-season win, more than any other school. Alex Martin earned the win in relief in 4.0 innings of work, while Daniel Moskos pitched 2.0 scoreless innings with three strikeouts to record the save.

In game two, the Tigers overcame a 2-0 deficit to defeat the Hurricanes 6-2 on April 1. D'Alessio hit two homers with three RBIs, as Clemson out-hit Miami 10-6. Brad Chalk hit a game-tying, two-out single in the fifth inning, then Harbin followed with a double that scored Chalk to give Clemson the lead for good. D'Alessio hit an opposite-field, two-run homer to cap a three-run eighth inning. Jason Berken allowed four hits and two unearned runs with seven strikeouts in 6.2 innings pitched to earn the win, while Moskos struck out Yonder Alonso with the bases loaded in the ninth to pick up the save.

In game three, Clemson exploded for eight runs in the first inning on its way to a 14-1 win and series sweep of Miami on April 2. Casanova's three-run homer capped the big first inning, then the Tigers





# 2006 Clemson Baseball Notes



scored five runs in the fifth inning to put the game out of reach. Six different Tigers had two hits apiece, as Clemson totaled 15 hits and batted around in an inning twice on the afternoon. Stephen Faris allowed just three hits, one unearned run, and no walks with four strikeouts in 6.0 innings pitched to earn the win. Three other relievers combined to hold Miami to six hits in the game.

## Catamounts Scored Early to Down Tigers 8-6

Western Carolina scored six runs in the second inning and held on to defeat #7 Clemson 8-6 on April 4. The win was the Catamounts' first at Doug Kingsmore Stadium since 1974, breaking the Tigers' 35-game winning streak in the series at home. Clemson committed a costly error on a potential double-play ball in the second inning, and the Catamounts took advantage by putting their first eight batters on base in the frame. Clemson scored four runs in the seventh, but could not overcome Greg Holland's final 2.1 perfect innings. Marquez Smith had three hits, including two doubles, while Andy D'Alessio drove in two runs and Travis Storrer hit a solo homer.

## Tigers Edged Top-Ranked Gamecocks 3-2

Daniel Moskos pitched 3.1 scoreless and hitless innings to close out #7 Clemson's 3-2 victory at #1 South Carolina on April 5. The lefthander silenced the Gamecock bats in a game that saw neither team score more than one run in an inning. The Tigers took a 1-0 lead on Tyler Colvin's run-scoring double in the first inning. Robbie Grinestaff tied the score with a solo homer in the fourth inning. In the sixth inning, Colvin hit a two-out double and scored on Andy D'Alessio's single to left. After the Gamecocks tied the score in the bottom of the sixth, Brad Chalk blooped a two-out single to right-center in the seventh inning to plate the winning run. The game ended on a line-drive double play off the bat of Michael Campbell with the tying run on second base. Colvin had a game-high three hits, as the Tigers out-hit South Carolina 10-8. Clemson also snapped the Gamecocks' 20-game home winning streak.

## Tigers Swept Maryland

Clemson swept Maryland by a combined score of 21-10 at Doug Kingsmore Stadium from April 7-9. The Tigers won by scores of 3-1, 3-2 (11 innings), and 15-7, as they out-hit the Terrapins .327 to .243. Brad Chalk was 6-for-12 with five runs scored, while Stan Widmann, Andy D'Alessio, and Taylor Harbin all added five hits apiece. Clemson's pitching staff had a 1.55 ERA and 26 strikeouts against nine walks. The three starting pitchers combined to allow just two earned runs in 21.2 innings pitched (0.83 ERA). The Tigers committed just two errors as well.

In game one, Josh Cribb pitched a complete-game six-hitter to lead Clemson to a 3-1 victory over the Terrapins on April 7. Cribb allowed just six hits (all singles) and no walks with nine strikeouts to earn the win in a game that lasted just one hour and 59 minutes. The only run he gave up came in the ninth inning with two outs. Clemson jumped out to a 1-0 lead in the second inning on a two-out, RBI single by Travis Storrer. In the eighth inning, back-to-back doubles by Adrian Casanova and Herman Demmink plated a run, then Harbin's safety squeeze that he

beat out for a hit scored Demmink. Casanova had a game-high two hits, while neither team committed an error. Chalk set a Tiger record with his 26th career sacrifice bunt as well.

In game two, Storrer hit a sacrifice fly in the 11th inning to give Clemson a 3-2 win over the Terrapins on April 8. The Tigers scored single runs in the first and third innings on run-scoring singles by D'Alessio and Harbin, respectively. Clemson maintained a 2-1 lead until the ninth inning when Joe Palumbo plated Nick Jowers for the tying run on a single through the right side. After getting out of a bases-loaded jam in the top of the 11th inning, Tyler Colvin led off the bottom of the 11th with a double, went to third on D'Alessio's sacrifice bunt, and scored on Storrer's fly ball to left field. Daniel Moskos struck out the only batter he faced and earned the win. Jason Berken allowed just four hits and one unearned run with six strikeouts in 6.2 innings pitched as well. Five different Tigers had two hits apiece, as Clemson totaled 12 hits in all. Maryland, who had four sacrifice bunts, had 10 hits, but stranded 13 runners on base.

In game three, D'Alessio hit a grand slam and drove in five runs to lead the Tigers to a 15-7 victory over Maryland on April 9. Clemson, who had 15 hits, scored four runs in the third, five in the fifth, and five in the sixth en route to the sweep of the Terrapins. Chalk went 3-for-4 with three runs scored, Widmann had two hits and three RBIs, and Harbin had two hits, including a two-run homer. The Tigers also stole five bases on the afternoon. Stephen Faris allowed one earned run in 6.0 innings to earn the win.

## Tigers Homered Past Catamounts 8-3

Clemson hit three homers and P.J. Zocchi pitched 6.0 solid innings to lead the #5 Tigers to an 8-3 win at Western Carolina in front of a record crowd of 2,823 fans on April 11. Tyler Colvin and Andy D'Alessio each went 3-for-5 with a homer and three RBIs, while Marquez Smith added two hits, including a solo home run. The big blow came in the fifth inning off the bat of Colvin, who smacked a three-run homer after Catamount third-baseman Jonathan Greene dropped a pop-up in the infield that would have ended the inning. Zocchi allowed just three hits and one unearned run to earn the win, while Daniel Moskos retired all five batters he faced to record the save. Prior to the game, former Western Carolina star Keith LeClair, who played and later coached under Jack Leggett, had his #23 jersey retired. LeClair, who suffers from A.L.S., was in attendance for the heart-felt ceremony in which Leggett spoke at.

## Tigers Topped Gamecocks 10-5 to Win Series

Every Tiger starter had at least one hit to lead #5 Clemson to a 10-5 win over #7 South Carolina at Doug Kingsmore Stadium on April 12. With the victory, the Tigers took the season series 3-1. Clemson took a 8-1 lead in the fourth inning and never looked back. Andy D'Alessio's first-inning, two-run double and Tyler Colvin's two-run triple in the fourth inning were two of Clemson's 12 hits in the game, including five for extra-base hits. Adrian Casanova added a solo homer, while Brad Chalk reached base four times. David Kopp earned the win by pitching 6.0

innings, allowing one run on five hits. Neither team committed an error as well.

## Georgia Tech Rebounded to Take Series

Georgia Tech, ranked #10 in the nation, won two of three games over the #5 Tigers in a three-game series in Atlanta from April 14-16. The Yellow Jackets, who batted .476 with runners in scoring position, outscored Clemson 40-14 and hit .360 to the Tigers' .262 in the series. Wes Hodges did much of the damage, as he totaled two homers and 13 RBIs combined in the final two games. Brad Chalk hit a team-best .538 (7-for-13), while Adrian Casanova and Travis Storrer both went 4-for-8.

In game one, Casanova hit a two-out, run-scoring double in the eighth inning to propel Clemson to a 7-6 victory over the Yellow Jackets on April 14. Earlier in the Tigers' four-run second inning, he hit a two-out double. Andy D'Alessio added two hits, including a solo homer, while Storrer hit two doubles with two RBIs. Georgia Tech tied the score with six runs in the sixth inning, highlighted by Whit Robbins' grand slam. Ryan Hinson earned the win in relief, while Daniel Moskos allowed one hit and no runs in the final two innings to pick up the save.

In game two, Hodges hit a three-run double and a three-run homer to lead the Yellow Jackets to a 12-3 win over the Tigers on April 15. Hodges gave Georgia Tech the lead with a bases-clearing double in the fifth inning, then hit a three-run homer to cap a six-run eighth inning. The Tigers took a 3-1 lead in the second inning on a two-run single by Stan Widmann and a run-scoring single by Casanova. Tim Ladd pitched 5.2 scoreless innings of three-hit ball in relief to earn the win. Chalk had a team-high three hits for Clemson, who had seven hits.

In game three, the Yellow Jackets exploded for 22 runs on 21 hits, including 10 for extra bases, to defeat the Tigers 22-4 on April 16. Hodges had seven RBIs on two doubles and a home run. Georgia Tech took command early with a six-run first inning, then scored eight runs in the eighth inning thanks to hits by six different pinch-hitters. Fifteen different Yellow Jackets had at least one hit in the game. Storrer hit two home runs and drove in three runs, while Chalk had a team-high three hits. Clemson used seven pitchers and committed five errors.

## Winthrop Upended Tigers 6-3

Behind starter Alex Wilson and Heath Rollins, #23 Winthrop downed #6 Clemson 6-3 at Doug Kingsmore Stadium on April 18. Wilson, the Eagles' ace, allowed two earned runs on eight hits with no walks and five strikeouts to earn the win. Rollins hit a three-run homer in the fifth to give the Eagles the lead for good, and later picked up the save. Clemson took a 2-1 lead in the fourth inning on a two-run single by Travis Storrer, who joined Brad Chalk and Taylor Harbin with two hits in the game. Winthrop totaled 10 hits in the game, including five doubles and two home runs. The Eagles also hit only one flyball out compared to 15 groundball outs.

## Furman Rallyed to Defeat Clemson 5-4

Furman scored four runs in the seventh inning to defeat #6 Clemson 5-4 at Doug Kingsmore Stadium on April 19. Clemson took a 3-0 lead on a



three-run homer by Travis Storrer in the third inning, then went up 4-1 on a solo home run by Taylor Harbin in the sixth inning. But Furman got three-straight, two-out hits, including a two-run double by Case Cassidy, in the seventh inning to go up for good. All five Paladin hits in the frame were on either 1-2 or 2-2 pitches. The Tigers mounted a rally in the eighth inning, but Tyler Colvin lined out to Cassidy at first base with the bases loaded to end the threat. Brad Chalk and Harbin each had two hits for the Tigers. P.J. Zocchi pitched 6.0 innings, allowing four hits, one run, and two walks with six strikeouts, but Clemson fell short thanks in part to stranding 11 runners on base.

## **Tigers One-Upped Eagles in First-Ever Series**

Clemson, ranked #6 in the nation, won two of three games at Boston College on April 21, 22 in the first-ever meetings between the two schools. On two cold and windy days, the Tigers outscored the Eagles 12-7 and out-hit them .245 to .237. Taylor Harbin went 5-for-11, while Marquez Smith added four hits and three RBIs. Clemson, who committed only two errors, also had a 2.08 ERA in the series, including no runs, six hits, and two walks allowed in 11.1 innings pitched by Tiger relievers.

In game one, Josh Cribb pitched 7.0 effective innings in leading the Tigers to a 6-3 win over Boston College on April 21. Cribb allowed seven hits and two earned runs to earn the victory, while Daniel Moskos pitched 1.1 scoreless innings to pick up the save. Clemson scored single runs in the second and fourth innings, then took a 4-1 lead with two runs in the sixth inning thanks to RBI doubles by Travis Storrer and Smith. Storrer was 2-for-2, while Smith had two hits and two RBIs. The Eagles stranded 10 runners on base, while Clemson had four sacrifice bunts.

In game two, righthander Terry Doyle stifled Clemson, allowing one earned run on four hits in 7.1 innings pitched in Boston College's 3-2 win in the first game of a doubleheader on April 22. Clemson managed just four hits, while the Eagles had six. Boston College scored all three runs in the first two innings, while the Tigers scored a run in the fourth on a solo homer by Storrer. The Tigers scored another run in the fifth inning on one of three Eagle errors in the inning. David Kopp pitched 6.1 scoreless innings in relief of two-hit ball with eight strikeouts, but the Tigers were 0-for-11 with runners on base.

In game three, Jason Berken and Ryan Hinson limited Boston College to six hits in Clemson's 4-1 victory in the second game of a doubleheader on April 22. Berken allowed one run on five hits with seven strikeouts in 6.0 innings pitched to record the win. Hinson picked up his first career save by pitching 3.0 scoreless innings of one-hit ball. Clemson scored three runs in the first two innings, highlighted by run-scoring singles by Harbin and Herman Demmink. Harbin had a game-high three hits for the Tigers, who totaled 11 hits in all.

## **Clemson Slugged Wofford 10-1**

Clemson, ranked #9 in the nation, totaled nine extra-base hits, including four home runs and five doubles, on its way to a 10-1 win over Wofford at Doug Kingsmore Stadium on April 26. Marquez

Smith led off the sixth and seventh innings with solo homers, while Travis Storrer and Adrian Casanova also added long balls. Tyler Colvin was 3-for-5 with two doubles and three RBIs, while Storrer was 2-for-2 with three runs scored. Clemson's five-run sixth inning put the game out of reach. Stephen Faris, making his first midweek start of the season, pitched 7.0 shutout innings, allowing five hits and no walks with eight strikeouts to earn the win. Faris along with Sean Clark and Daniel Moskos limited the Terriers to only six hits and one unearned run.

## **Tigers Pounded Virginia Tech in Sweep**

Clemson, ranked #9 in the nation, swept Virginia Tech by a combined score of 29-9 in a three-game series at Doug Kingsmore Stadium from April 28-30. The Tigers out-hit the Hokies .337 to .257 and stole seven bases. Clemson committed just one error (on a failed pickoff attempt by a pitcher) and hit six home runs. Tyler Colvin was 5-for-9 with two doubles and three RBIs. Andy D'Alessio was 5-for-10 with a homer and six RBIs, while Marquez Smith and Travis Storrer each added two home runs. Clemson's pitching staff had a 3.00 ERA and struck out 30 batters compared to seven walks. The Hokies left 23 runners on base to Clemson's 11 as well.

In game one, Clemson scored five runs in the second inning on its way to an 11-2 win over Virginia Tech on April 28. Storrer capped the five-run inning with a two-run homer. Every Tiger starter had at least one hit by the fifth inning, as Clemson totaled 14 hits in the game. Pinch-hitter Tanner Leggett hit a solo homer in the seventh, the first of his career. Josh Cribb earned the win by pitching 7.2 innings, allowing four hits, two runs, and one walk with seven strikeouts. After allowing a solo home run by Bryan Thomas in the second inning, Cribb retired the next 14 Hokies. Clemson did not commit an error as well.

In game two, Smith hit two home runs with five RBIs in Clemson's 11-4 win over Virginia on April 29. Smith hit a two-run homer in the fourth inning and a three-run long ball in the seventh inning. D'Alessio followed Smith's second homer with a solo home run, while Colvin was 2-for-2 with a two-run double in the fifth inning that put the Tigers ahead for good. The Hokies out-hit the Tigers 10-9, but they walked seven batters to Clemson's one. Jason Berken did not walk a batter and struck out six in 5.0 innings pitched to earn the win, while P.J. Zocchi and Steve Richard did not allow a run in the final 4.0 innings to close out the game.

In game three, Clemson scored seven runs in the first four innings and held on for a 7-3 victory over Virginia Tech on April 30 to finish off the series sweep. D'Alessio went 2-for-3 with three RBIs and two stolen bases, while Storrer hit a solo home run in the first inning and finished the day 2-for-2 with two RBIs. Clemson, who had 10 hits, stole four bases and left just four runners on base, while the Hokies stranded 11 baserunners. David Kopp allowed two runs on seven hits with six strikeouts in 6.0 innings pitched to earn the victory.

## **Clemson Swept Duke in Durham**

Clemson, ranked #7 in the nation, swept Duke in three games by a combined score of 29-6 in Durham on May 8, 9. The Tigers out-hit the Blue

Devils .371 to .157 and totaled 20 extra-base hits, including 10 doubles, three triples, and seven home runs along with a .690 slugging percentage. Adrian Casanova was 6-for-9, while Andy D'Alessio was 5-for-10 with four home runs and six RBIs. Clemson's pitching staff had a 1.33 ERA, as it allowed just 14 hits, four earned runs, and eight walks with 29 strikeouts.

In game one, Clemson hit nine extra-base hits and rallied for a 7-4 win over Duke in the first game of a doubleheader on May 8. Marquez Smith belted the go-ahead home run to break a 4-4 tie in the eighth inning, then D'Alessio followed with his second home run of the game. The Tigers had just gotten out of a bases-loaded jam the previous inning. Smith was 3-for-4 with two doubles and a homer, as Clemson had 11 hits in the game. P.J. Zocchi pitched 1.1 scoreless innings in relief to earn the win, while Daniel Moskos pitched a scoreless ninth inning to record the save. Josh Cribb struck out 10 batters in 6.2 innings pitched.

In game two, 12 different Tigers contributed to Clemson's 21-hit attack in a 14-0 victory over Duke in the second game of a doubleheader on May 8. Clemson scored six runs in the first inning and never looked back, as it had at least one hit in every inning. Casanova, Tyler Colvin, and Taylor Harbin all had three hits, while Colvin had a two-run homer in the first inning. Brad Chalk set the Tiger single-season record with his 16th sacrifice bunt as well. Five pitchers limited Duke to three hits, no runs, and no walks with 10 strikeouts, as the Blue Devils did not advance a baserunner past first base. Stephen Faris earned the win in a scheduled short start.

In game three, D'Alessio hit two home runs to lead Clemson to an 8-2 victory over Duke on May 9. Colvin added a home run, while Harbin added two hits, including a two-run single in the seventh inning. Jason Berken earned the win in a scheduled short start, while four other Tiger pitchers shut out the Blue Devils over the final 5.0 innings to close out the game. Duke, who had six hits, including four doubles, scored single runs in each of the first two innings, but were shut out the rest of the way.

## **Tigers Swept Seminoles**

Clemson, ranked #7 in the nation, swept #13 Florida State by a combined score of 24-6 in three games at Doug Kingsmore Stadium from May 12-14. The Tigers out-hit the Seminoles .354 to .194 and totaled 12 extra-base hits to Florida State's two, including no homers. Taylor Harbin was 7-for-12 (.583) with a homer and four RBIs, Travis Storrer was 6-for-11 (.545) with three RBIs, Herman Demmink was 6-for-13 (.462), Marquez Smith was 5-for-11 (.455) with six runs scored, three doubles, a homer, and seven RBIs, and Andy D'Alessio was 4-for-10 with a homer and three RBIs. Clemson's pitching staff had a 1.93 ERA, including just three hits and no runs allowed in 9.2 innings pitched by Tiger relievers.

In game one, Clemson pounded 18 hits in a 9-1 victory over the Seminoles on May 12. The Tigers scored nine runs on 15 hits in 4.0 innings pitched by ace Tyler Chambliss, while Stephen Faris allowed just one run on three hits in 7.2 innings pitched to pick up the win. Storrer had a game-high four hits, while Smith tied a school record held by many with



# 2006 Clemson Baseball Notes



three doubles. He also totaled three RBIs and reached base in all five plate appearances. Harbin and Demmink also added three hits apiece.

In game two, Tyler Colvin singled home Smith with a single through the right side in the 10th inning to lift Clemson to a 4-3 victory over Florida State on May 13. The Tigers tied the score with two outs in the ninth inning on Adrian Casanova's single up the middle. Florida State maintained a 3-0 lead until Storrer hit a two-run triple in the sixth inning. Relievers David Kopp and Ryan Hinson combined for 6.0 innings pitched, allowing three hits and no runs, as Hinson picked up the win. It was the Tigers' first extra-inning win over the Seminoles since the first game of the series in 1958 (103rd all-time game).

In game three, Smith, Harbin, and D'Alessio all hit home runs in Clemson's 11-2 win over Florida State on May 14. Smith's two-out, three-run homer in the fourth inning put the Tigers ahead 7-2, then Harbin and D'Alessio hit solo homers in the fifth inning on reliever Travis Burge's first two pitches of the game. Smith had a game-high four RBIs, while Harbin and D'Alessio added two RBIs apiece. Five Tigers in all had two hits apiece, as Clemson totaled 13 hits in the contest. Jason Berken allowed two runs on seven hits in 6.2 innings pitched to earn the win.

## **Tigers Blanked Cougars 1-0 Behind Zocchi**

P.J. Zocchi pitched 8.2 scoreless innings with eight strikeouts to pitch #3 Clemson to a 1-0 victory over #21 College of Charleston at Doug Kingsmore Stadium on May 16. Zocchi allowed just five hits and one walk, while Daniel Moskos struck out the only batter he faced with the tying run on first base to record the save. Clemson ran its consecutive innings scoreless streak against the Cougars to 29. Andy D'Alessio's sacrifice fly in foul territory down the left-field line plated Marquez Smith in the fourth inning for the game's lone run. With runners on first and third with one out, shortstop Stan Widmann turned a key double play on a groundball up the middle that second-baseman Taylor Harbin snagged to get out of a jam. Adrian Casanova had two of the Tigers' four hits, while Zocchi overcame three errors by the Clemson defense.

## **Tigers Scored 39 Runs in Sweep of Wake Forest**

Clemson, ranked #3 in the nation, swept #22 Wake Forest by a combined score of 39-4 in three games at Doug Kingsmore Stadium from May 18-20. The Tigers out-hit the Demon Deacons .388 to .211, and totaled eight doubles and eight homers, while Wake Forest hit just three extra-base hits (all doubles) in the series. Clemson also stole six bases in six attempts, committed just one error, and allowed just one earned run (0.33 ERA) and one walk with 21 strikeouts. Tyler Colvin was 11-for-13 (.846) with six runs scored, a double, three homers, 14 RBIs, and three stolen bases in the series, while Stan Widmann and Brad Chalk added six hits apiece.

In game one, Clemson totaled 25 hits, including seven home runs, in a 26-1 victory over Wake Forest on May 18. The Tigers' 26 runs were the most in a game since a 41-9 victory at N.C. State in 1979. Clemson, who had 12 extra-base hits, scored seven runs in the fourth, four in the sixth, six in the seventh, and five in the eighth. Colvin and Andy

D'Alessio each hit two home runs, while Ben Hall, Alex Burg, and Doug Hogan all came off the bench to hit long balls. Colvin was also 5-for-7 with eight RBIs, while Hogan added four RBIs. Eight different Tigers had at least two hits, and seven had at least two RBIs. Stephen Faris faced the minimum in 6.0 innings pitched, allowing two hits with four strikeouts to earn the win.

In game two, Colvin went 4-for-4 with a homer and four RBIs to lead Clemson to a 6-0 victory over Wake Forest on May 19. With the win, Clemson clinched the ACC regular-season title for the first time since 1995. Colvin's three-run homer with two outs in the seventh inning gave the Tigers a comfortable cushion. The Tigers held a 3-0 lead after scoring single runs in the first three innings. Wake Forest got leadoff singles in the fourth, fifth, sixth, and seventh innings, but failed to score each time thanks in part to double plays in two of the innings. Josh Cribb pitched 7.0 scoreless innings, allowing six hits and no walks with four strikeouts to earn the win. Cribb, David Kopp, and Daniel Moskos combined to face just four batters over the minimum in the game.

In game three, Clemson scored seven runs in the first three innings and held on for a 7-3 win over Wake Forest on May 20. Colvin went 2-for-2 with two RBIs and two walks, while Travis Storrer was 2-for-3 with a double and three RBIs on Senior Day before leaving the game with a sprained foot. The Tigers used six pitchers, as starter Jason Berken earned the win in 3.2 innings pitched in a scheduled short start. The six combined for 10 strikeouts against only one walk and did not allow an earned run. There were two weather delays that totaled two hours and 41 minutes.

## **Clemson Won ACC Tournament for Ninth Time**

Clemson won the ACC Tournament title by going 4-1 in five games from May 24-28 at The Baseball Grounds of Jacksonville (FL). The Tigers defeated N.C. State for the championship after beating Wake Forest in the opener and winning two of three games over #7 Georgia Tech. Clemson hit .321 with a .415 on-base percentage and 13 stolen bases in 14 attempts. The offense also totaled 47 runs, 11 doubles, five triples, two homers, and 26 walks in five games. The defense committed just one error and did not allow a stolen base as well.

It was truly a team effort, as all nine Tiger regulars in the field had between three and five RBIs and at least one extra-base hit in the tournament. Brad Chalk hit a team-best .474 with eight runs scored, nine hits, two doubles, a triple, five RBIs, five walks, three hit-by-pitches, and three steals, meaning he reached base 17 times. D.J. Mitchell hit .421 with five RBIs, and ACC Tournament MVP Tyler Colvin hit .417 with 10 hits, five RBIs, and three stolen bases. Taylor Harbin added eight hits, including four doubles, a triple, and a homer.

In the first round of the ACC Tournament, Clemson totaled 13 hits and defeated Wake Forest 13-1 in seven innings (10-run rule) on May 24. The Tigers scored four runs in the second inning and five more in the fifth inning to break the game open. Mitchell went 2-for-4 with three RBIs, while Marquez Smith and Harbin each had three hits. Both Harbin and Chalk had a double and triple as well. P.J.

Zocchi earned the win, as he allowed one run on four hits in 6.0 innings pitched.

In the second round of the ACC Tournament, pinch-hitter Ben Hall hit a walkoff single in the ninth inning to score Harbin and give Clemson a 3-2 win over #7 Georgia Tech on May 25. Harbin led off the inning with a double, but the next two batters were retired. Then Hall bounced a single through the left side to bring home the winning run. The Tigers took a 2-0 lead in the second inning on two-out hits by Adrian Casanova (single) and Herman Demmink (triple). The Yellow Jackets tied the score in the eighth inning on Jeff Kindel's two-out single up the middle. Daniel Moskos earned the win despite allowing the tying run, while Stephen Faris pitched 7.0 stellar innings, allowing only one run on three hits with eight strikeouts. Nine different Tigers had one hit apiece, while Georgia Tech had just six hits (all singles). The victory gave Jack Leggett 600 wins as head coach at Clemson.

In the third round of the ACC Tournament, Wally Crancer hit a walkoff single in the 10th inning to lift #7 Georgia Tech to an 8-7 win over Clemson in the first game of a doubleheader on May 27. The loss ended Clemson's 17-game winning streak and 15-game winning streak against ACC teams. The back-and-forth game saw the Tigers out-hit the Yellow Jackets 15-14, but Clemson left 17 runners on base, including 10 in scoring position, and had only seven of its 24 baserunners score. The Tigers trailed 5-3 in the eighth, but they scored three in the frame, highlighted by Stan Widmann's two-run single, to take the lead. But Georgia Tech scored two runs in the ninth to tie the score and one in the 10th for the win. Colvin and Chalk each had three hits, while Chalk reached base five times in the contest thanks to two walks.

In the bracket final of the ACC Tournament, Clemson scored 10 runs in the ninth inning to break a 6-6 tie and defeated #7 Georgia Tech 16-11 in the second game of a doubleheader on May 27. After the Yellow Jackets tied the score in the eighth inning, Clemson erupted for 10 runs on nine hits in the ninth, highlighted by a two-run triple by Casanova and a two-run homer by Demmink. The Tigers entered the game with just nine total runs in the ninth inning all season. Behind Luke Murton's third homer of the game, a grand slam, in the bottom of the ninth inning, Georgia Tech cut the Tiger lead to 16-11 before Clemson finally recorded the game's final out at 1:27 AM. Mitchell had two hits in the ninth inning and three for the game, while Harbin added a homer, double, single, and three RBIs. Georgia Tech hit five homers as well.

In the ACC Tournament Championship game, Sean Clark pitched 8.0 innings of four-hit ball to lead Clemson to an 8-4 victory over #25 N.C. State on May 28. Clark, who had never made a start or won a game in a Tiger uniform, allowed just one run (in the ninth inning) and one walk with five strikeouts to earn the win against the ACC's best hitting team that entered the game with a .337 batting average. Zocchi struck out the only batter he faced to record the save. The Tigers scored four unearned runs in the fourth inning thanks to two costly errors by third-baseman Matt Mangini. Clemson scored four more runs in the seventh inning and held on for the 8-4 win to capture its first ACC Tournament title since





# 2006 Clemson Baseball Notes



1994. Colvin and Widmann had three hits apiece for the Tigers, who walked nine times in the game.

## **Tigers Captured Clemson Regional Title**

The Tigers won the Clemson Regional title by going 3-0 from June 2-4 at Doug Kingsmore Stadium. Clemson defeated each of the other three teams once, as it outscored them 24-9 in three games. Clemson hit .323 with a .410 on-base percentage and nine stolen bases. The team also hit eight doubles, a triple, and six home runs, and committed just two errors in the field. The pitching staff had a 3.00 ERA and .170 opponents' batting average. It allowed just two extra-base hits as well.

Taylor Harbin was named Clemson Regional MVP after going 5-for-9 (.556) with a double, two homers, seven RBIs, three walks, and four stolen bases along with several outstanding defensive plays in the field. He was one of seven Tigers named to the All-Tournament team. Brad Chalk was 5-for-10, while Stan Widmann was 6-for-13 (.462) with two doubles, a homer, and four RBIs.

In the first round of the regional, Clemson blanked North Carolina-Asheville 3-0 on June 2. The game was suspended in the middle of the first inning due to inclement weather and was completed on June 3. Widmann hit a two-run homer in the second inning and Tyler Colvin drove in the other run with an infield single in the third inning. Sean Clark pitched the final 8.0 innings, allowing three hits, no runs, and two walks with six strikeouts to earn the win. The game lasted just 114 minutes thanks to only three hits by the Bulldogs and six by the Tigers.

In the winners' bracket game of the regional, Clemson defeated Elon 13-3 on June 3. Harbin and Andy D'Alessio hit back-to-back home runs in both the first and third innings. It was the first time in recorded history that the same pair of Tigers went deep back-to-back twice in a game. Harbin's three-run homer in the first was part of a five-run first inning. The Tigers put the game away with five runs in the sixth inning. Harbin totaled a game-high four RBIs, while Marquez Smith, D'Alessio, and Widmann all had three hits. Clemson had 15 hits, including eight for extra bases. Stephen Faris picked up the win by pitching 8.0 innings, allowing five hits, three runs, and no walks with seven strikeouts. Faris and Steve Richard combined to allow just six hits.

In the championship game, Clemson rallied from a 5-4 deficit to defeat Mississippi State 8-6 and capture the Clemson Regional title on June 4. The Tigers scored three runs in the first inning, highlighted by Herman Demmink's opposite-field homer on the first pitch of the game. The Bulldogs took the lead with four runs in the sixth inning, but the Tigers responded with three runs in the seventh inning to take the lead for good. Harbin went 2-for-3 with a double and three RBIs, as Clemson totaled 11 hits in the game. The Tigers also stole five bases. David Kopp picked up the win in relief, while Daniel Moskos faced the minimum in the final 2.2 innings pitched with three strikeouts to record the save. Four Tiger pitchers combined to walk six batters, but they only allowed seven hits, all singles. The game was delayed over two hours due to inclement weather, and did not end until 12:30 AM.

## **Tigers Topped Oral Roberts in Super Regional**

Clemson earned its 11th trip to the College World Series by defeating #14 Oral Roberts twice in two close games in the Clemson Super Regional at Doug Kingsmore Stadium on June 9, 10. The Tigers outscored the Golden Eagles by a combined score of 17-13 even Clemson was out-hit .310 to .303. Tiger pitchers combined for a 4.00 ERA as well.

Taylor Harbin was the hitting star for the Tigers, as he was 3-for-5 with five runs scored, two homers, five RBIs, and a stolen base in two games. Tyler Colvin and Herman Demmink added four hits apiece. David Kopp appeared in relief in both games, and allowed just one hit, no runs, and no walks in 3.1 innings pitched.

In game one, Colvin hit a walkoff grand slam in the ninth inning to lift Clemson to an 11-8 win over Oral Roberts on June 9. The Golden Eagles scored three runs in the ninth inning to take an 8-7 lead, but three straight singles with one out set up Colvin's dramatic home run. It was the first walkoff grand slam in school history and the second walkoff homer by a Tiger in an NCAA Tournament game. Oral Roberts jump out to a 4-1 lead in the second inning on Travis DeBondt's three-run homer. But the Tigers chipped away and took the lead on Adrian Casanova's run-scoring single in the sixth inning. D.J. Mitchell, who had a game-high three hits along with three RBIs, gave Clemson a two-run cushion on a run-scoring single in the eighth. Harbin and Demmink added solo homers, including Demmink's to lead off the game. Daniel Moskos picked up the win in relief despite allowing the three runs in the ninth inning.

In game two, Clemson rallied from a 4-0 deficit, capped by a three-run eighth inning, to defeat Oral Roberts 6-5 on June 10 to win the Clemson Super Regional. After the Golden Eagles scored four runs (three unearned) in the first three innings, Harbin hit a three-run homer in the fourth inning. After Oral Roberts doubled its lead with a run in the seventh inning, Harbin hit a two-out, run-scoring single up the middle, and Stan Widmann later hit a two-run single to left field to give the Tigers the lead for good. Harbin had a game-high four RBIs. Sean Clark pitched 3.2 effective innings in relief with six strikeouts, while Kopp pitched the final 2.2 innings, allowing one hit and no runs to earn the win. The Golden Eagles left 11 runners on base, including eight in the first three innings.

## **Tigers Went 1-2 in College World Series**

Clemson went 1-2 in the College World Series at Omaha, NE from June 16-20. Clemson beat Georgia Tech 8-4, but lost to North Carolina (2-0) and Cal State Fullerton (7-6) in two close games. The Tigers hit .243 with a .333 on-base percentage and six steals in six attempts. Stan Widmann hit a team-best .364 (4-for-11), while Brad Chalk added four hits. Andy D'Alessio had a double, homer, and five RBIs as well. The pitching staff had a 4.50 ERA, while the Tigers committed just one error for a .991 fielding percentage.

In the opener, Clemson scored eight runs in the eighth inning to defeat #4 Georgia Tech 8-4 on June 16. Georgia Tech took a 3-0 lead in the first inning, highlighted by Jeff Kindel's two-run homer to

center. After the Yellow Jackets took a 4-0 lead in the seventh inning, the Tigers sent 13 batters to the plate in the eighth inning and scored eight runs after totaling just two hits in the first seven innings. Marquez Smith plated the first two runs with a double to left-center, then D'Alessio hit a three-run homer to right-center to put the Tigers ahead 6-4. Clemson added two more runs thanks to RBI singles by Adrian Casanova and pinch-hitter Ben Hall. Ryan Hinson picked up the win in relief by pitching 2.0 scoreless innings.

In the second game, Robert Woodard pitched a three-hit shutout in #5 North Carolina's 2-0 win over Clemson on June 18. It broke the Tigers' 130-game streak of not being shut out dating back to the third game of 2005. Woodard threw 130 pitches, as he allowed three hits (all singles) with seven strikeouts. Stephen Faris also pitched a complete game, allowing seven hits, two runs, and one walk with five strikeouts in 8.0 innings pitched, but suffered the loss. The Tar Heels scored both their runs in the third inning. Mike Cavasinni led off with a single up the middle and scored on Reid Fronk's double to right-center. Josh Horton followed with another double to right-center to plate Fronk. Clemson threatened on several occasions, but was 0-for-5 with runners in scoring position and did not have a leadoff batter reach base. Tyler Colvin's 26-game hitting streak came to an end, as he was 0-for-4. Widmann had two of the Tigers' three hits. The meeting was the first and only of 2006, as the two did not play during the regular season for the first time since 1950.

In the third game, #2 Cal State Fullerton rallied for a 7-6 win over Clemson on June 20 to eliminate the Tigers. Every Clemson starter had at least one hit, including three singles and two RBIs by Herman Demmink. After the Titans took a 3-0 lead in the first inning, the Tigers responded with three runs in the bottom of the first, highlighted by D'Alessio's two-run double. Clemson built a 6-3 lead with two runs in the fourth inning, but the Titans tied the score 6-6 in the seventh inning, highlighted by a two-run homer by David Cooper. Cooper went 5-for-5 with four RBIs. His run-scoring, bloop single to center with two outs in the eighth inning proved to be the game-winning RBI. Taylor Harbin doubled to lead off the ninth inning, but the next three Tigers were retired.



# 2006 Season Review Story



A #1 ranking, an ACC Championship, 50 wins, and a College World Series appearance are all accomplishments every Clemson baseball team strives to achieve. Accomplishing just one of these qualifies a team to be considered a "Hall of Fame" team, and its picture is placed on the wall inside the team locker room at Doug Kingsmore Stadium. The 2006 Tigers accomplished all four.

Clemson set the school record for conference wins (24) and won the ACC Atlantic Division Championship as well as the ACC Tourney title. Clemson played host to a regional for the ninth time in the past 13 years, as the Tigers extended their streak of consecutive NCAA tournament appearances to 20, the third-longest streak in NCAA history.

Clemson swept through the regional in three games, defeating UNC Asheville, Elon, and Mississippi State. The Tigers then hosted Oral Roberts in the Super Regional and swept the Golden Eagles in two games to advance to the College World Series for the 11th time. Clemson defeated Georgia Tech in the opener 8-4 before falling to North Carolina and Cal State Fullerton in narrow defeats.

Clemson played one of the most rigorous schedules in the country, which included 41 of its 69 games (29-12 record) against NCAA Tournament teams. Clemson also posted a 26-9 record against top-25 ranked teams, eclipsing the previous Tiger record of 19 top-25 wins in a season.

The ACC proved to be one of the toughest conferences in America, evidenced by half of the College World Series field being made up of ACC teams. It was only the third time in history that four teams from one conference advanced to the College World Series, as Georgia Tech, Miami (FL), and North Carolina all joined the Tigers in Omaha.

The Tiger pitching staff finished the season with a 3.26 team ERA (sixth-best in the nation), as opponents hit only .245 against Clemson. The weekend starting rotation of Stephen Faris, Josh Cribb, and Jason Berken combined to go 27-6 with a 2.85 ERA. The three combined to go 21-0 at home as well.

Cribb finished the season with a 9-0 record and 3.09 ERA. The righthander struck out 83 in 87.1 innings pitched and had a .222 opponents' batting average. Faris led the team in ERA with a mark of 2.36 and finished with a 9-3 record. Faris had a .209 opponents' batting average and walked only 20 in 103.0 innings pitched. Berken finished with a 9-3 record and 3.22 ERA as well.

Daniel Moskos recorded 10 saves out of the bullpen. The lefthander struck out 54 in 53.2 innings pitched and had a 2.52 ERA. Freshman Ryan Hinson was another lefthander the Tigers counted on out of the bullpen, finishing the season with a 4-0 record with one save and a 3.82 ERA.

P.J. Zocchi made 18 appearances, including seven starts. The sophomore righthander was 6-0 with a 2.81 ERA and struck out 66 in 67.1 innings pitched. He was one of the team's best pitchers in the postseason, as he started and finished on the mound in Clemson's run to the ACC Tournament title.

Sean Clark emerged as one of Clemson's go-to guys late in the season. The righthander was the winning pitcher in the ACC Championship game as well as Clemson's first game in the NCAA Tournament. Clark, who made both all-tourney teams for the ACC Tournament and Clemson Regional, was

the starting pitcher in the first game of the College World Series and finished with a 2-0 record, 2.50 ERA, and .209 opponents' batting average in 36.0 innings pitched.

David Kopp was also a reliable pitcher out of the bullpen and as a midweek starter, finishing the year with a 6-2 record and 4.32 ERA.

The Tigers had a .303 batting average and .380 on-base percentage. Clemson smashed 80 homers, 20 triples, and 143 doubles, good for a .480 slugging percentage. The Tigers also set a school record with a .972 fielding percentage.

Clemson's running game picked up as well in 2006. The team stole 107 bases in 129 attempts, led by Colvin's 23. Chalk swiped 18 bases in 19 attempts, while Widmann was a perfect 15-15.

Clemson returned eight position players from a team that went 43-23 and finished one victory away from a trip to Omaha. Outfielders Tyler Colvin, Brad Chalk, and Travis Storrer all started for the Tigers in 2005 and returned to lead a potent hitting attack in 2006. Infielders Herman Demmink, Stan Widmann, Taylor Harbin, and Andy D'Alessio also all returned as starters. Adrian Casanova performed the catching duties for the second straight season as well.

Colvin led Clemson offensively with a .356 batting average along with 13 homers and 70 RBIs. The junior hit safely in 27 of the last 28 games, including a 26-game hitting streak that ended against North Carolina in Omaha. Four other Tigers hit .307 or better, as Chalk finished at .353, Harbin .319, D'Alessio .312, and Widmann .307. Demmink hit .296 and newcomer Marquez Smith batted .291.

D'Alessio hit 23 homers with 85 RBIs and finished the season with a .648 slugging percentage. He led the nation in RBIs and tied for second in home runs. Twelve of his 23 home runs came in multi-homer games, as his six two-homer games were most in Tiger history. He was also named national player-of-the-week twice during the season.

Smith was the third Tiger to reach double-digits in homers, as he had 10 with 48 RBIs and shored up the infield at third base with stellar defense during the second half of the year. Storrer missed the final 13 games due to injury, but hit .321 with nine homers and 45 RBIs in 52 games. He was replaced in the postseason by freshman D.J. Mitchell, who filled in nicely, hitting .289 with eight stolen bases.

Chalk continued to find a way to get on base, as he had a team-best .467 on-base percentage thanks to 41 walks and only 21 strikeouts. For the second straight season, he set the school record for sacrifice bunts in a season, this time with 21, second-most in the nation.

Both Colvin and D'Alessio were first-team All-Americans by NCBWA, while Cribb was a second-team All-American by Collegiate Baseball. Cribb and D'Alessio were both First-Team All-ACC picks, and Colvin and Berken made the second team. Jack Leggett also received ACC Coach-of-the-Year honors for the third time in 13 seasons at Clemson.

The talent showed during the Major League draft when a school-record 10 players were taken, second-most in the nation. Seven Tigers were taken within the first 15 rounds, including Colvin in the first round with the #13 overall selection by the Chicago Cubs. It tied for the third-highest Tiger baseball draft pick in school history.

Before the Tigers played a game, they found themselves ranked #1 by **Baseball America** after opening as high as #2 in the preseason polls. Clemson started the year with a three-game sweep of James Madison by a combined score of 17-2. The Tigers swept a doubleheader on opening day by scores of 8-1 and 3-0. Clemson won the final game of the first weekend 6-1.

Mercer visited Doug Kingsmore Stadium the following weekend, and the Tigers won two of three games. Clemson won the opener 5-1 before dropping their first game of the season 3-2. The Tigers rebounded to win the Sunday game 9-4.

The Tigers hit the road for the first time the following weekend, playing single games at College of Charleston and South Carolina. Clemson shut out the Cougars 6-0, but lost to the #9 Gamecocks 6-2. The Tigers and Gamecocks met the following day in Clemson, as the Tigers evened the season series with a 6-4 win.

Clemson defeated William & Mary in a mid-week game before hosting #25 Kansas for a three-game series. The Tigers posted a 7-2 win in the Friday opener before dropping a 6-5 decision in the second game. Clemson claimed the series with a 4-3 win over the Jayhawks, as three Tiger pitchers allowed only four hits in the Sunday game.

After a 10-5 win over Gardner-Webb, Clemson traveled to Virginia to open ACC play. The Tigers took an early 1-0 lead in the opener, but could not score again, as Virginia scored in the bottom of the ninth to defeat Clemson 2-1. The Cavaliers broke open a 1-1 game on Saturday with a nine-run sixth inning and cruised to a 10-2 win. Clemson took a 4-1 lead into the sixth of the series-finale, but Virginia rallied for six runs over the next three innings and completed the sweep with a 7-4 win.

Clemson returned home with an 11-6 record, but swept Elon in a midweek series by scores of 5-3 and 7-4 to begin a five-game winning streak. D'Alessio homered in each game to lead the Tigers.

The Tigers played host to #12 N.C. State for their first home ACC series of the year. In game one, D'Alessio homered for the third straight game, as he hit a first-inning grand slam. Clemson jumped out to a 9-0 lead and held on for a 9-5 win. In the Saturday game, the Tigers scored four fourth-inning runs, and Berken and Moskos limited the Wolfpack to two runs on six hits, as Clemson won 4-2. The Tigers completed the sweep in the series-finale with a 6-2 win, led by Colvin's three hits and 8.0 shutout innings from Faris.

Clemson traveled to Athens to take on #19 Georgia on March 28 and dropped a 12-11 decision in 10 innings. The Tigers hit four home runs, two by D'Alessio and one each by Colvin and Smith, but Clemson could not hold off Georgia. The two teams met the following night in Clemson, as the Tigers scored six runs in the first two innings and defeated the Bulldogs 10-7. Five different Tigers had multi-hit games, as Clemson totaled 13 hits on the night.

The Tigers then traveled to Miami to take on the #11 Hurricanes in a three-game conference series. In the Friday game, Casanova and Harbin each hit two-run homers in the fourth inning, and Moskos pitched 2.0 scoreless innings in the eighth and ninth, as Clemson won 8-6. The Tigers took game two by a score of 6-2. D'Alessio belted two home runs,



# 2006 Season Review Story



and Berken allowed two unearned runs on four hits in 6.2 innings pitched. Clemson completed the sweep of Miami with a 14-1 runaway victory, as the Tigers scored eight runs in the first and five runs in the fifth, and Faris pitched 6.0 innings, allowing one run and three hits. It was Clemson's seventh straight win over the Hurricanes.

Western Carolina upset the #7 Tigers 8-6 in a Tuesday game, as the season reached its halfway mark with Clemson sporting a 20-8 record.

The Tigers traveled to Columbia, SC for the third game of the series with South Carolina, as the Gamecocks entered the game with a #1 national ranking. Chalk's two-out, run-scoring single in the seventh inning gave Clemson a 3-2 lead, and Moskos pitched the final 3.1 innings without allowing a hit, as the Tigers held on for a 3-2 victory.

Maryland visited Clemson for a three-game series from April 7-9. Cribb pitched a complete game, allowing one run on six hits to lead the Tigers to a 3-1 win in game one. Storrer lifted a game-winning sacrifice fly to left field in the bottom of the 11th in game two, as Clemson won 3-2 after the Terrapins tied the score with a run in the ninth. In the series-finale, the Tigers jumped out to a 15-5 lead after six innings and completed the sweep with a 15-7 win.

The Tigers traveled to Cullowhee, NC on April 11 and defeated Western Carolina 8-3. Clemson and South Carolina concluded their season series the following night, as every Tiger starter had at least one hit. Clemson jumped out to a 10-1 lead after six innings and held on for a 10-5 win to take the season series 3-1. Moskos received the Bob Bradley Award as Clemson's MVP in the four-game series with the Gamecocks.

The Tigers then traveled to Atlanta, GA for a three-game series with #10 Georgia Tech. The Yellow Jackets erased a 6-0 deficit and tied the score in the sixth inning in game one, but Casanova hit a two-out, run-scoring double in the eighth to lift Clemson to a 7-6 win. Georgia Tech exploded offensively over the next two games to take the series, winning game two 12-3 and game three 22-4.

Winthrop visited Clemson on April 18 and upset the #6 Tigers 6-3 behind 8.0 solid innings from ace Alex Wilson. The Tiger losing streak hit four games the following night when Clemson dropped a 5-4 decision to Furman after taking a 4-1 lead into the seventh inning.

Clemson got back to its winning ways in Chestnut Hill, MA with a 6-3 win over Boston College in game one of the series. Cribb allowed only two earned runs in 7.0 innings pitched, and Smith had two RBIs in the Tiger win. The final two games of the series were part of a Saturday doubleheader, as the Eagles won the first game 3-2. Clemson picked up the series win with a 4-1 victory over Boston College in the series-finale, as Berken and Hinson limited the Eagles to one run on six hits.

Clemson played host to Wofford in a midweek game on April 26 and defeated the Terriers 10-1 behind three hits and three RBIs from Colvin.

The Tigers opened a three-game series against Virginia Tech with an 11-2 win, as Clemson scored 10 runs in the first five innings. In the seventh inning, pinch-hitter Tanner Leggett hit a solo homer, the first of his career. Smith hit two homers and had five RBIs in game two, as the Tigers broke open a

5-4 game with a six-run seventh and won 11-4. Clemson completed the sweep with a 7-3 win, as Kopp allowed only two runs in 6.0 innings pitched.

After a week off for final exams, Clemson swept both games of a doubleheader at Duke by scores of 7-4 and 14-0. The Tigers completed the three-game sweep the following day with an 8-2 over the Blue Devils, as D'Alessio belted two home runs, giving him three homers in the series.

The Tigers returned home to welcome #13 Florida State for a three-game series. Smith tied a Clemson record with three doubles in the Tigers' 9-1 victory. Colvin singled home Smith in the bottom of the 10th in game two to give Clemson a 4-3 come-from-behind win. The Tigers tied the score with two outs in the ninth inning on a run-scoring single up the middle by Casanova. Clemson completed the sweep with an 11-2 win in the Sunday finale, blasting three home runs against a Seminole pitching staff that entered the series fifth in the nation in ERA.

The #21 College of Charleston Cougars visited Clemson for a midweek game, and Zocchi pitched 8.2 scoreless innings in Clemson's 1-0 win.

The Tigers hosted Wake Forest in the final regular-season series of the year. Clemson totaled 25 hits, including seven home runs, in a 26-1 rout of the Demon Deacons in the series opener. It was the most runs scored by Clemson since 1979. The Tigers defeated Wake Forest 6-0 in game two behind 7.0 scoreless innings pitched from Cribb, as Clemson clinched the ACC regular-season title for the first time since 1995. The Tigers defeated the Demon Deacons 7-3 in the regular-season finale for both teams, as Clemson ended the regular season with a 43-13 overall record and 24-6 record in ACC play. The 24 conference wins eclipsed the former school record of 22 wins set by the 2005 team.

Clemson and Wake Forest met again in the first round of the ACC Tourney in Jacksonville, FL. Smith and Harbin each had three hits apiece as, the Tigers won 13-1. In the second round against Georgia Tech, pinch-hitter Ben Hall hit a walkoff single in the ninth to score Harbin and give the Tigers a 3-2 win, as Clemson advanced to the bracket final.

The Yellow Jackets beat Clemson 8-7 in 10 innings in the third round to end the Tigers' 17-game winning streak and force a third game between the two in as many days. The 17-game winning streak tied for the fourth-longest in school history and was the longest since 1995. Clemson scored 10 runs in the ninth inning of the nightcap to break a 6-6 tie and held on to defeat Georgia Tech 16-11 and advance to the ACC Championship game. Demmink hit a double and a home run in the 10-run ninth.

In the title game, Clark pitched 8.0 innings and allowed only four hits to lead Clemson to an 8-4 win over N.C. State and give the Tigers the ACC Tournament Championship. It was the first start of Clark's career, as the righthander allowed just one run and struck out five. He learned the morning of the game that he would make the surprise start. Clemson won its first ACC Tournament title since 1994 and ninth overall. Colvin was named tourney MVP.

Clemson was tabbed as the #1 national seed entering the NCAA Tourney, and the Tigers were one of 16 NCAA Regional hosts. It marked Clemson's 20th consecutive trip to the NCAA Tournament, a streak that is third-longest in NCAA history.

In the first game of the regional against UNC Asheville, Clark pitched 8.0 scoreless innings and allowed only three hits, as Clemson won 3-0 in a game that started on June 2, but was suspended in the first inning due to inclement weather, and completed on June 3.

In the winners' bracket game on the night of June 3, Harbin and D'Alessio hit back-to-back home runs twice, as Clemson defeated Elon 13-3. It was the first time in school history that the same pair of Tigers went deep back-to-back twice in the same game. Faris pitched 8.0 innings and allowed three runs on five hits to earn the victory.

In the championship game, the Tigers rallied from a 5-4 deficit to defeat Mississippi State 8-6 and capture the Clemson Regional Championship. Kopp picked up the win in relief, while Moskos faced the minimum in 2.2 innings pitched with three strikeouts to record the save. Harbin had two of Clemson's 11 hits, and was named the Clemson Regional MVP.

Clemson hosted Oral Roberts in the Clemson Super Regional, as the Tigers made their sixth Super Regional appearance in the eighth year of its existence. In game one, Colvin hit a walkoff grand slam in the ninth inning to lift Clemson to an 11-8 win on June 9. The Golden Eagles scored three runs in the ninth inning to take an 8-7 lead, but three straight singles with one out set up Colvin's dramatic homer. It was the first walkoff grand slam in school history and the second walkoff homer by a Tiger in an NCAA Tournament game.

In game two, Clemson rallied from a 4-0 deficit, capped by a three-run eighth inning, to defeat Oral Roberts 6-5 to win the Clemson Super Regional and clinch the Tigers' 11th trip to Omaha. Harbin hit a three-run homer in the fourth inning, and Widmann hit a two-out, two-run single to give Clemson its first lead of the game in the eighth inning. Kopp pitched the final 2.2 innings to earn the win.

Clemson and Georgia Tech met for the seventh time in 2006, as the two conference foes met in game one of the College World Series. The Tigers exploded for eight runs in the eighth inning to turn a 4-0 deficit into an 8-4 lead. The rally was highlighted by D'Alessio's three-run homer that gave Clemson a 6-4 lead. Moskos pitched a perfect ninth inning, and Clemson moved into the winner's bracket.

The Tigers met ACC Coastal Division Champion North Carolina for the first time in 2006 in a winners' bracket game. The Tar Heels blanked Clemson 2-0 despite a complete game by Faris. It was the first time in 130 games that the Tigers were shut out. Clemson then faced Cal State Fullerton in an elimination game, and fell to the Titans 7-6 despite having the tying-run on second base with no outs in the bottom of the ninth inning.

Clemson finished the season with a 53-16 record and #5 national ranking in all three major polls. The Tigers were especially tough at Doug Kingsmore Stadium, where they sported a 36-5 overall record and 15-0 mark against ACC teams. Clemson also ended the season with nation's longest home winning streak at 16 games.

For the third year in a row, Clemson set a home attendance record. Clemson averaged 4,742 fans in 39 home dates, well above the previous record of 4,049 fans per game in 2005.





# 2006 Clemson Overall Stats



## 2006 Clemson Baseball Overall Statistics for Clemson (as of Jun 20, 2006) (All games Sorted by Batting avg)

Record: 53-16 Home: 36-5 Away: 12-8 Neutral: 5-3 ACC: 24-6

Player	AVG	GP-GS	AB	R	H	2B	3B	HR	RBI	TB	SLG%	BB	HBP	SO	GDP	OB%	SF	SH	SB-ATT	PO	A	E	FLD%
21 Tyler Colvin.....	.356	69-69	281	64	100	22	5	13	70	171	.609	28	3	42	3	.419	1	1	23-27	101	3	2	.981
8 Brad Chalk.....	.353	68-68	238	67	84	9	4	0	20	101	.424	41	11	21	2	.467	1	21	18-19	118	4	4	.968
4 Taylor Harbin.....	.319	64-64	254	54	81	20	2	9	47	132	.520	15	4	21	7	.361	4	3	13-14	115	208	6	.982
24 Andy D'Alessio....	.312	69-69	250	55	78	15	0	23	85	162	.648	30	0	60	0	.380	4	2	7-8	642	21	3	.995
6 Stan Widmann.....	.307	67-67	241	39	74	12	2	1	30	93	.386	24	2	39	1	.373	1	2	15-15	98	186	23	.925
3 Herman Demmink....	.296	69-69	280	60	83	16	4	5	32	122	.436	34	3	32	3	.376	2	3	13-20	11	51	11	.849
35 Marquez Smith....	.291	66-63	223	53	65	20	1	10	48	117	.525	30	10	41	2	.396	2	2	5-5	21	76	5	.951
29 Adrian Casanova..	.249	69-67	205	25	51	10	1	5	34	78	.380	11	6	32	8	.305	1	9	1-2	470	47	9	.983
-----																							
5 Travis Storrer....	.321	52-51	165	29	53	10	1	9	45	92	.558	25	5	24	4	.417	4	4	2-2	69	6	2	.974
9 D.J. Mitchell.....	.289	51-19	90	20	26	3	0	0	12	29	.322	9	3	16	1	.369	1	1	8-11	63	1	2	.970
16 Ben Hall.....	.226	41-8	62	8	14	2	0	2	9	22	.355	6	1	9	1	.304	0	0	1-4	18	9	0	1.000
13 Alex Burg.....	.219	25-2	32	5	7	3	0	1	8	13	.406	2	1	7	0	.286	0	0	1-1	11	0	0	1.000
30 Doug Hogan.....	.143	28-2	28	3	4	1	0	1	6	8	.286	1	0	15	0	.167	1	1	0-0	60	7	0	1.000
23 Tanner Leggett....	.133	14-1	15	3	2	0	0	1	1	5	.333	0	1	5	0	.188	0	0	0-0	7	14	1	.955
25 Jameson Smith....	.125	15-2	16	0	2	0	0	0	0	2	.125	3	0	6	1	.263	0	1	0-0	0	0	0	.000
15 John Ingram.....	.100	14-0	10	0	1	0	0	0	0	1	.100	0	0	4	0	.100	0	0	0-1	10	1	0	1.000
Totals.....	.303	69-69	2390	485	725	143	20	80	447	1148	.480	259	50	374	33	.380	22	50	107-129	1845	734	73	.972
Opponents.....	.245	69-69	2281	277	558	85	9	39	242	778	.341	211	59	550	54	.322	24	38	45-64	1767	709	79	.969

LOB - Team (519), Opp (491). DPs turned - Team (66), Opp (43). IBB - Team (15), D'ALESSIO 5, COLVIN 5, STORRER 2, HARBIN 2, HALL 1, Opp (3). Picked off - DEMMINK 4, MITCHELL 3, COLVIN 2, HALL 2, CHALK 1, CASANOVA 1, HARBIN 1.

(All games Sorted by Earned run avg)

Player	ERA	W-L	APP	GS	CG	SHO/CBO	SV	IP	H	R	ER	BB	SO	2B	3B	HR	AB	B/Avg	WP	HBP	BK	SFA	SHA
20 Stephen Faris....	2.36	9-3	18	18	1	0/2	0	103.0	77	36	27	20	86	10	3	3	368	.209	8	13	0	5	2
48 Josh Cribb.....	3.09	9-0	16	15	1	0/1	0	87.1	70	36	30	26	83	10	0	5	315	.222	5	6	0	3	7
18 Jason Berken.....	3.22	9-3	18	18	0	0/1	0	81.0	83	43	29	34	75	11	1	5	313	.265	8	10	0	3	8
-----																							
50 Chris Howard.....	0.00	0-0	2	0	0	0/0	0	2.2	1	0	0	1	1	0	0	0	8	.125	0	0	0	0	0
28 Chris Allen.....	0.00	0-0	1	0	0	0/0	0	1.0	0	0	0	0	0	0	0	0	3	.000	0	0	0	0	0
43 Sean Clark.....	2.50	2-0	11	2	0	0/1	0	36.0	28	12	10	10	30	5	1	2	134	.209	2	6	0	1	1
41 Daniel Moskos....	2.52	5-5	33	0	0	0/3	10	53.2	44	18	15	21	54	7	1	1	185	.238	4	4	0	5	8
36 Stephen Clyne....	2.59	1-1	16	0	0	0/1	0	24.1	17	8	7	5	26	3	0	1	89	.191	0	3	0	0	1
31 P.J. Zocchi.....	2.81	6-0	18	7	0	0/2	1	67.1	65	25	21	26	66	9	1	6	248	.262	10	0	4	1	4
45 Ryan Hinson.....	3.82	4-0	19	1	0	0/0	1	30.2	24	14	13	18	31	3	0	3	111	.216	3	3	0	0	1
46 Steve Richard....	4.30	0-1	21	0	0	0/2	4	23.0	29	12	11	9	14	7	1	1	92	.315	4	1	0	0	0
47 David Kopp.....	4.32	6-2	20	7	0	0/2	0	58.1	59	33	28	21	46	8	0	6	217	.272	4	3	0	4	6
40 Alex Martin.....	4.42	2-0	14	0	0	0/0	0	18.1	21	10	9	8	8	4	0	1	75	.280	2	3	0	1	0
42 Drew Fiorenza....	6.60	0-0	12	0	0	0/1	1	15.0	18	11	11	5	15	4	0	3	60	.300	1	5	0	1	0
22 Matt Vaughn.....	10.12	0-1	13	1	0	0/2	0	13.1	22	19	15	7	15	4	1	2	63	.349	2	2	1	0	0
Totals.....	3.26	53-16	69	69	2	6/6	17	615.0	558	277	223	211	550	85	9	39	2281	.245	53	59	5	24	38
Opponents.....	6.62	16-53	69	69	2	1/0	6	589.0	725	485	433	259	374	143	20	80	2390	.303	56	50	17	22	50

PB - Team (9), CASANOVA 8, BURG 1, Opp (11). Pickoffs - Team (8), ZOCCHI 3, CASANOVA 2, CRIBB 1, BERKEN 1, MARTIN 1, Opp (14). SBA/ATT - CASANOVA (41-57), CRIBB (5-10), BERKEN (6-9), KOPP (9-9), FARIS (7-8), MOSKOS (6-7), HINSON (2-5), CLYNE (5-5), ZOCCHI (1-5), HOGAN (2-4), FIORENZA (1-2), RICHARD (2-2), CLARK (0-1), MARTIN (1-1).



# 2006 Clemson ACC Regular-Season Stats



## 2006 Clemson Baseball

Overall Statistics for Clemson (as of May 20, 2006)  
(ACC Regular-Season Games Sorted by Batting avg)

Record: 24-6 Home: 15-0 Away: 9-6 ACC: 24-6

Player	AVG	GP-GS	AB	R	H	2B	3B	HR	RBI	TB	SLG%	BB	HBP	SO	GDP	OB%	SF	SH	SB-ATT	PO	A	E	FLD%
8 Brad Chalk.....	.358	30-30	106	35	38	2	2	0	8	44	.415	14	5	12	1	.456	0	9	11-11	50	2	2	.963
21 Tyler Colvin.....	.358	30-30	123	28	44	10	3	6	33	78	.634	13	1	18	1	.420	1	0	11-11	41	1	1	.977
4 Taylor Harbin....	.328	30-30	122	22	40	6	0	3	20	55	.451	6	2	10	5	.366	1	1	5-5	69	105	4	.978
24 Andy D'Alessio...	.327	30-30	107	25	35	5	0	13	39	79	.738	11	0	25	0	.387	1	1	5-5	279	9	0	1.000
5 Travis Storrer...	.318	28-27	88	19	28	7	1	5	26	52	.591	14	2	14	2	.415	2	1	0-0	38	4	1	.977
35 Marquez Smith....	.315	28-26	92	26	29	9	0	4	20	50	.543	10	3	20	0	.400	0	1	1-1	1	27	0	1.000
6 Stan Widmann.....	.310	28-28	100	17	31	7	0	0	16	38	.380	9	2	15	0	.378	0	0	8-8	30	77	10	.915
29 Adrian Casanova...	.308	30-30	91	10	28	7	0	2	19	41	.451	5	2	13	3	.354	1	3	1-2	199	19	5	.978
3 Herman Demmink...	.252	30-30	127	19	32	7	3	0	8	45	.354	9	1	18	1	.304	1	1	2-7	5	21	7	.788
-----																							
9 D.J. Mitchell....	.333	23-3	27	8	9	0	0	0	4	9	.333	2	2	6	0	.406	1	0	1-3	19	0	1	.950
16 Ben Hall.....	.242	19-5	33	5	8	1	0	1	5	12	.364	5	0	4	0	.342	0	0	0-2	13	5	0	1.000
13 Alex Burg.....	.222	12-0	18	3	4	1	0	1	6	8	.444	1	0	4	0	.263	0	0	0-0	10	0	0	1.000
30 Doug Hogan.....	.167	13-0	12	2	2	1	0	1	4	6	.500	1	0	7	0	.231	0	0	0-0	25	3	0	1.000
23 Tanner Leggett...	.167	8-1	12	3	2	0	0	1	1	5	.417	0	1	3	0	.231	0	0	0-0	7	12	1	.950
15 John Ingram.....	.167	6-0	6	0	1	0	0	0	0	1	.167	0	0	3	0	.167	0	0	0-1	5	0	0	1.000
25 Jameson Smith....	.000	5-0	5	0	0	0	0	0	0	0	.000	0	0	2	1	.000	0	0	0-0	0	0	0	.000
Totals.....	.310	30-30	1069	222	331	63	9	37	209	523	.489	100	21	174	14	.377	8	17	45-56	802	329	35	.970
Opponents.....	.249	30-30	985	119	245	35	5	11	106	323	.328	95	33	234	28	.331	13	20	24-33	777	324	31	.973

LOB - Team (216), Opp (225). DPs turned - Team (29), Opp (19). IBB - Team (8), COLVIN 3, D'ALESSIO 2, STORRER 2, HALL 1, Opp (1). Picked off - DEMMINK 3, HALL 2, MITCHELL 2, CASANOVA 1.

(ACC Regular-Season Games Sorted by Earned run avg)

Player	ERA	W-L	APP	GS	CG	SHO/CBO	SV	IP	H	R	ER	BB	SO	2B	3B	HR	AB	B/Avg	WP	HBP	BK	SFA	SHA
18 Jason Berken.....	2.60	7-2	10	10	0	0/0	0	55.1	52	24	16	24	47	6	1	1	207	.251	6	6	0	1	6
20 Stephen Faris....	2.98	6-2	9	9	0	0/1	0	45.1	38	20	15	9	31	5	3	0	163	.233	3	8	0	4	1
48 Josh Cribb.....	3.15	5-0	10	10	1	0/1	0	60.0	51	26	21	17	61	9	0	4	216	.236	3	6	0	3	6
-----																							
47 David Kopp.....	1.23	1-0	7	1	0	0/1	0	22.0	16	3	3	9	20	2	0	0	72	.222	0	1	0	1	5
41 Daniel Moskos....	2.55	1-2	14	0	0	0/1	6	17.2	17	6	5	10	15	1	1	1	65	.262	0	2	0	3	1
46 Steve Richard....	3.38	0-0	11	0	0	0/1	1	13.1	16	6	5	5	5	4	0	1	53	.302	0	1	0	0	0
45 Ryan Hinson.....	3.95	2-0	9	0	0	0/0	1	13.2	8	6	6	5	13	2	0	0	48	.167	1	1	0	0	0
31 P.J. Zocchi.....	4.05	1-0	4	0	0	0/0	0	6.2	10	6	3	3	10	1	0	1	28	.357	1	0	1	0	0
40 Alex Martin.....	4.35	1-0	8	0	0	0/0	0	10.1	8	6	5	7	5	1	0	1	38	.211	1	3	0	1	0
36 Stephen Clyne....	4.63	0-0	8	0	0	0/1	0	11.2	10	6	6	4	14	2	0	0	45	.222	0	1	0	0	0
42 Drew Fiorenza....	4.91	0-0	7	0	0	0/1	0	7.1	8	4	4	1	7	1	0	1	29	.276	0	3	0	0	0
22 Matt Vaughn.....	13.50	0-0	5	0	0	0/1	0	2.2	7	4	4	0	3	1	0	1	14	.500	0	1	0	0	0
43 Sean Clark.....	13.50	0-0	2	0	0	0/0	0	1.1	4	2	2	1	3	0	0	0	7	.571	1	0	0	0	1
Totals.....	3.13	24-6	30	30	1	2/2	8	267.1	245	119	93	95	234	35	5	11	985	.249	16	33	1	13	20
Opponents.....	7.30	6-24	30	30	0	0/0	1	259.0	331	222	210	100	174	63	9	37	1069	.310	22	21	8	8	17

PB - Team (4), CASANOVA 4, Opp (5). Pickoffs - Team (4), CASANOVA 1, MARTIN 1, BERKEN 1, CRIBB 1, Opp (8). SBA/ATT - CASANOVA (22-31), CRIBB (3-8), BERKEN (5-8), FARIS (5-5), HINSON (2-3), MOSKOS (3-3), KOPP (3-3), RICHARD (2-2), CLYNE (1-1), HOGAN (1-1).



# 2006 Clemson Results



**53-16 Overall, 24-6 ACC Regular Season, 4-1 ACC Tournament, 6-2 NCAA Tournament, 36-5 Home, 12-8 Away, 5-3 Neutral, 28-11 Day, 25-5 Night, 8-8 One-Run Games, 2-2 Extra Innings, 26-9 vs. Top-25 Teams**

Date	Opponent (Rank)	W-L	Score	Site	CU Rank	CU Pitcher	Opp. Pitcher	Time	CU R-H-E	Opp. R-H-E	Attendance
2-17	James Madison <sup>(1)</sup>	W	8-1	H	1-5-3	• Berken (1-0)	• Miller (0-1)	2:21	8-11-0	1-4-0	-----
2-17	James Madison <sup>(2)</sup>	W	3-0	^H	1-5-3	• Faris (1-0)	• Nesbitt (0-1)	1:59	3-7-0	0-1-1	5,617
2-19	James Madison	W	6-1	H	1-5-3	• Cribb (1-0)	• Reid (0-1)	2:53	6-8-1	1-5-2	3,183
2-24	Mercer	W	5-1	H	1-2-3	• Berken (2-0)	• New (2-1)	2:45	5-7-0	1-7-0	4,702
2-26	Mercer <sup>(1)</sup>	L	2-3	H	1-2-3	• Moskos (0-1)	• Barrett (2-0)	2:35	2-4-2	3-11-0	-----
2-26	Mercer <sup>(2)</sup>	W	9-4	H	1-2-3	• Cribb (2-0)	• Abercrombie (3-1)	2:03	9-14-1	4-6-1	5,569
3-3	College of Charleston	W	6-0	A	1-1-3	• Zocchi (1-0)	• Godfrey (2-2)	2:21	6-10-1	0-6-2	3,122
3-4	South Carolina (9-15-12)	L	2-6	A	1-1-3	• Berken (2-1)	• Cruse (2-0)	2:23	2-8-1	6-7-1	5,861
3-5	South Carolina (9-15-12)	W	6-4	H	1-1-3	• Cribb (3-0)	• Lambert (2-1)	2:30	6-10-2	4-7-1	5,617
3-8	William & Mary	W	10-5	H	2-3-3	• Clyne (1-0)	• Sosonko (0-1)	2:38	10-10-3	5-7-3	3,859
3-10	Kansas (25-NR-NR)	W	7-2	H	2-3-3	• Cribb (4-0)	• S. Land (4-2)	2:29	7-12-0	2-5-1	4,525
3-11	Kansas (25-NR-NR)	L	5-6	H	2-3-3	• Clyne (1-1)	• D. Czyn (2-0)	2:42	5-7-3	6-11-1	5,261
3-12	Kansas (25-NR-NR)	W	4-3	H	2-3-3	• Moskos (1-1)	• Marks (1-1)	2:35	4-11-0	3-4-0	4,694
3-15	Gardner-Webb	W	10-5	H	2-4-3	• Kopp (1-0)	• Campbell (1-2)	2:24	10-17-0	5-6-1	3,570
3-17	* Virginia	L	1-2	A	2-4-3	• Moskos (1-2)	• Lambert (1-1)	2:31	1-4-1	2-8-1	1,304
3-18	* Virginia	L	2-10	A	2-4-3	• Berken (2-2)	• Thompson (5-0)	2:46	2-7-4	10-15-1	1,869
3-19	* Virginia	L	4-7	A	2-4-3	• Moskos (1-3)	• Lambert (2-1)	2:44	4-6-1	7-14-1	1,879
3-21	Elon	W	5-3	^H	10-13-11	• Hinson (1-0)	• Hensley (0-3)	2:32	5-13-1	3-8-0	2,908
3-22	Elon	W	7-4	H	10-13-11	• Martin (1-0)	• Lewter (0-1)	2:33	7-3-0	4-6-5	3,136
3-24	* N.C. State (20-20-12)	W	9-5	^H	10-13-11	• Cribb (5-0)	• McConnell (4-3)	2:41	9-12-1	5-9-0	3,951
3-25	* N.C. State (20-20-12)	W	4-2	^H	10-13-11	• Berken (3-2)	• Surkamp (2-1)	2:32	4-7-3	2-6-0	3,914
3-26	* N.C. State (20-20-12)	W	6-2	H	10-13-11	• Faris (2-0)	• Brackman (0-2)	2:24	6-10-0	2-6-2	4,782
3-28	Georgia (22-19-21)	L <sup>(10)</sup>	11-12	^A	9-9-9	• Moskos (1-4)	• Fields (2-0)	3:13	11-15-4	12-17-0	1,811
3-29	Georgia (22-19-21)	W	10-7	^H	9-9-9	• Zocchi (2-0)	• Moreau (3-1)	2:51	10-13-0	7-12-2	5,426
3-31	* Miami (FL) (25-11-13)	W	8-6	^A	9-9-9	• Martin (2-0)	• C. Gutierrez (7-2)	2:53	8-10-1	6-8-1	2,312
4-1	* Miami (FL) (25-11-13)	W	6-2	^A	9-9-9	• Berken (4-2)	• Miguelez (5-2)	2:45	6-10-4	2-6-2	2,304
4-2	* Miami (FL) (25-11-13)	W	14-1	A	9-9-9	• Faris (3-0)	• Maine (5-1)	2:22	14-15-1	1-6-1	1,927
4-4	Western Carolina	L	6-8	^H	7-8-7	• Vaughn (0-1)	• McCullen (4-1)	2:46	6-10-3	8-11-2	3,773
4-5	South Carolina (2-1-2)	W	3-2	^A	7-8-7	• Moskos (2-4)	• Lalor (0-1)	2:41	3-10-2	2-8-0	5,782
4-7	* Maryland	W	3-1	^H	7-8-7	• CRIBB (6-0)	• Baron (1-3)	1:59	3-9-0	1-6-0	5,209
4-8	* Maryland	W <sup>(11)</sup>	3-2	H	7-8-7	• Moskos (3-4)	• Cecil (4-3)	3:17	3-12-0	2-10-0	5,617
4-9	* Maryland	W	15-7	H	7-8-7	• Faris (4-0)	• Tidball (3-5)	2:49	15-15-2	7-10-3	5,150
4-11	Western Carolina	W	8-3	^A	5-7-6	• Zocchi (3-0)	• Johnson (2-1)	2:33	8-10-2	3-6-1	2,823
4-12	South Carolina (7-9-7)	W	10-5	^H	5-7-6	• Kopp (2-0)	• Cruse (3-1)	2:35	10-12-0	5-12-0	5,617
4-14	* Georgia Tech (14-11-10)	W	7-6	^A	5-7-6	• Hinson (2-0)	• Turner (3-2)	2:34	7-10-0	6-9-0	2,642
4-15	* Georgia Tech (14-11-10)	L	3-12	A	5-7-6	• Berken (4-3)	• Ladd (3-2)	2:49	3-7-1	12-11-3	3,192
4-16	* Georgia Tech (14-11-10)	L	4-22	A	5-7-6	• Faris (4-1)	• Duncan (4-1)	2:44	4-11-5	22-21-0	2,087
4-18	Winthrop (23-NR-NR)	L	3-6	^H	6-9-9	• Kopp (2-1)	• Wilson (9-2)	2:39	3-8-1	6-10-3	4,095
4-19	Furman	L	4-5	^H	6-9-9	• Richard (0-1)	• Arnett (2-5)	2:43	4-9-0	5-10-1	3,929
4-21	* Boston College	W	6-3	A	6-9-9	• Cribb (7-0)	• Houston (2-5)	2:42	6-10-2	3-10-1	340
4-22	* Boston College <sup>(1)</sup>	L	2-3	A	6-9-9	• Faris (4-2)	• Doyle (3-4)	2:14	2-4-0	3-6-3	-----
4-22	* Boston College <sup>(2)</sup>	W	4-1	A	6-9-9	• Berken (5-3)	• Jeanes (1-4)	2:30	4-11-0	1-6-0	862
4-26	Wofford	W	10-1	^H	9-12-11	• Faris (5-2)	• Austin (0-3)	2:02	10-13-0	1-6-0	2,944
4-28	* Virginia Tech	W	11-2	^H	9-12-11	• Cribb (8-0)	• Fryman (3-6)	2:16	11-14-0	2-7-2	5,187
4-29	* Virginia Tech	W	11-4	^H	9-12-11	• Berken (6-3)	• Frederickson (0-3)	2:40	11-9-1	4-10-0	4,993
4-30	* Virginia Tech	W	7-3	H	9-12-11	• Kopp (3-1)	• Cross (3-7)	2:34	7-10-0	3-9-0	4,341
5-8	* Duke <sup>(1)</sup>	W	7-4	A	7-9-7	• Zocchi (4-0)	• Wolcott (1-3)	2:29	7-11-1	4-5-0	-----
5-8	* Duke <sup>(2)</sup>	W	14-0	A	7-9-7	• Faris (6-2)	• J. Perry (0-5)	2:17	14-21-0	0-3-2	270
5-9	* Duke	W	8-2	A	7-9-7	• Berken (7-3)	• Gallagher (1-5)	2:17	8-11-1	2-6-1	327
5-12	* Florida State (17-15-13)	W	9-1	^H	7-9-7	• Faris (7-2)	• Chambliss (10-4)	2:19	9-18-1	1-3-1	5,338
5-13	* Florida State (17-15-13)	W <sup>(10)</sup>	4-3	H	7-9-7	• Hinson (3-0)	• Tucker (0-1)	2:32	4-9-1	3-8-2	5,470
5-14	* Florida State (17-15-13)	W	11-2	H	7-9-7	• Berken (8-3)	• Sauls (1-1)	2:25	11-13-3	2-7-1	4,582
5-16	College of Charleston (21-NR-NR)	W	1-0	^H	4-5-3	• Zocchi (5-0)	• Beliveau (4-3)	2:14	1-4-3	0-5-0	4,259
5-18	* Wake Forest (NR-22-NR)	W	26-1	^H	4-5-3	• Faris (8-2)	• Kledzik (5-4)	2:36	26-25-0	1-7-2	4,501
5-19	* Wake Forest (NR-22-NR)	W	6-0	^H	4-5-3	• Cribb (9-0)	• Niesen (3-1)	2:07	6-11-0	0-6-1	5,617
5-20	* Wake Forest (NR-22-NR)	W	7-3	H	4-5-3	• Berken (9-3)	• Keadle (5-3)	2:13	7-9-1	3-7-0	5,525
5-24	+ Wake Forest	W <sup>(7)</sup>	13-1	^N1	3-3-2	• Zocchi (6-0)	• Niesen (3-2)	2:11	13-13-0	1-6-3	16,444
5-25	+ Georgia Tech (11-16-7)	L	3-2	^N1	3-3-2	• Moskos (4-4)	• Wieters (1-2)	2:16	3-9-0	2-6-0	17,236
5-27	+ Georgia Tech <sup>(1)</sup> (11-16-7)	L <sup>(10)</sup>	7-8	N1	3-3-2	• Moskos (4-5)	• Goodman (2-0)	3:44	7-15-0	8-14-2	-----
5-27	+ Georgia Tech <sup>(2)</sup> (11-16-7)	W	16-11	^N1	3-3-2	• Kopp (4-1)	• Hutts (0-1)	2:58	16-14-1	11-14-2	22,119
5-28	+ N.C. State (NR-NR-25)	W	8-4	N1	3-3-2	• Clark (1-0)	• Surkamp (2-3)	2:46	8-10-0	4-7-3	4,172
6-2	* North Carolina-Asheville <sup>N</sup>	W	3-0	^H	3-3-2	• Clark (2-0)	• NIGRO (5-11)	1:54	3-6-1	0-3-0	5,617
6-3	\$ Elon	W	13-3	^H	3-3-2	• Faris (9-2)	• Hensley (6-4)	2:28	13-15-0	3-6-3	5,617
6-4	\$ Mississippi State	W	8-6	^H	3-3-2	• Kopp (5-1)	• Crosswhite (0-3)	3:08	8-11-1	6-7-2	5,617
6-9	† Oral Roberts (19-14-NR)	W	11-8	H	3-3-2	• Moskos (5-5)	• Jarrett (7-2)	3:20	11-12-2	8-12-1	5,617
6-10	† Oral Roberts (19-14-NR)	W	6-5	H	3-3-2	• Kopp (6-1)	• Crichton (5-1)	3:28	6-8-2	5-10-0	5,617
6-16	! Georgia Tech (7-7-4)	W	8-4	N2	3-3-2	• Hinson (4-0)	• Turner (4-4)	2:44	8-9-0	4-8-1	16,045
6-18	! North Carolina (5-5-9)	L	0-2	^N2	3-3-2	• FARIS (9-3)	• WOODARD (7-1)	2:15	0-3-1	2-7-2	21,329
6-20	! Cal State Fullerton (2-2-3)	L	6-7	N2	3-3-2	• Kopp (6-2)	• Jorgenson (2-0)	4:05	6-13-0	7-15-1	26,241

\* - ACC regular-season game; +, N1 - ACC Tournament at Jacksonville, FL; \$ - NCAA Regional at Clemson, SC; † - NCAA Super Regional at Clemson, SC; !, N2 - College World Series at Omaha, NE; ^ - due to inclement weather, game was completed on Jun. 3; ^ - night game; • - decision came in a starting role; Note: Pitchers in ALL CAPS denotes a complete game; **bold** denotes a Clemson home game; rankings by **Baseball America**, **Collegiate Baseball**, **Sports Weekly**; official home attendance (39 dates): 184,946 (4,742 per date).





# 2006 Clemson NCAA Tournament Stats



## 2006 Clemson Baseball

Overall Statistics for Clemson (as of Jun 20, 2006)

(NCAA Tournament Games Sorted by Batting avg)

Record: 6-2 Home: 5-0 Away: 0-0 Neutral: 1-2 ACC: 0-0

Player	AVG	GP-GS	AB	R	H	2B	3B	HR	RBI	TB	SLG%	BB	HBP	SO	GDP	OB%	SF	SH	SB-ATT	PO	A	E	FLD%
6 Stan Widmann.....	.387	8-8	31	2	12	3	0	1	6	18	.581	2	0	2	0	.424	0	0	1-1	14	17	1	.969
8 Brad Chalk.....	.367	8-8	30	5	11	1	0	0	1	12	.400	5	0	3	0	.457	0	3	1-2	12	1	0	1.000
4 Taylor Harbin....	.346	8-8	26	9	9	2	0	4	12	23	.885	4	2	6	0	.455	1	1	5-5	12	25	0	1.000
21 Tyler Colvin.....	.324	8-8	34	10	11	1	0	1	7	15	.441	2	0	4	0	.361	0	0	2-3	15	0	0	1.000
3 Herman Demmink....	.313	8-8	32	9	10	1	0	2	5	17	.531	5	0	2	0	.405	0	0	1-2	0	0	0	.000
24 Andy D'Alessio....	.280	8-8	25	5	7	2	0	3	10	18	.720	8	0	7	0	.441	1	0	1-1	69	2	2	.973
9 D.J. Mitchell.....	.231	8-8	26	4	6	1	0	0	3	7	.269	3	1	5	0	.333	0	0	3-3	21	1	1	.957
35 Marquez Smith....	.226	8-8	31	7	7	3	1	0	4	12	.387	5	1	6	1	.351	0	0	2-2	8	13	3	.875
29 Adrian Casanova..	.111	8-8	27	4	3	1	0	0	2	4	.148	2	0	4	1	.172	0	0	0-0	56	2	0	1.000
-----																							
16 Ben Hall.....	.250	4-0	4	0	1	0	0	0	1	1	.250	0	0	1	0	.250	0	0	1-1	0	0	0	.000
13 Alex Burg.....	.000	1-0	1	0	0	0	0	0	0	0	.000	0	0	0	0	.000	0	0	0-0	0	0	0	.000
30 Doug Hogan.....	.000	1-0	1	0	0	0	0	0	0	0	.000	0	0	0	0	.000	0	0	0-0	2	0	0	1.000
Totals.....	.287	8-8	268	55	77	15	1	11	51	127	.474	36	4	40	2	.377	2	4	17-20	213	71	7	.976
Opponents.....	.253	8-8	269	35	68	7	0	6	32	93	.346	22	10	57	6	.329	3	5	3-4	205	92	10	.967

LOB - Team (54), Opp (61). DPs turned - Team (7), Opp (4). IBB - Team (3), D'ALESSIO 2, COLVIN 1, Opp (1). Picked off - DEMMINK 1, COLVIN 1, CHALK 1.

(NCAA Tournament Games Sorted by Earned run avg)

Player	ERA	W-L	APP	GS	CG	SHO/CBO	SV	IP	H	R	ER	BB	SO	2B	3B	HR	AB	B/Avg	WP	HBP	BK	SFA	SHA
31 P.J. Zocchi.....	2.45	0-0	2	0	0	0/0	0	11.0	13	3	3	3	8	0	0	2	43	.302	2	0	0	0	1
43 Sean Clark.....	2.55	1-0	3	1	0	0/1	0	17.2	13	5	5	5	15	2	0	1	66	.197	0	5	0	0	0
20 Stephen Faris....	2.89	1-1	3	3	1	0/0	0	18.2	18	9	6	4	15	3	0	2	73	.247	2	1	0	1	1
-----																							
46 Steve Richard....	0.00	0-0	1	0	0	0/0	0	1.0	1	0	0	0	2	0	0	0	4	.250	0	0	0	0	0
47 David Kopp.....	3.18	2-1	4	0	0	0/0	0	5.2	4	2	2	2	1	0	0	0	17	.235	0	0	0	1	1
41 Daniel Moskos....	3.86	1-0	4	0	0	0/0	1	7.0	7	3	3	0	9	0	0	0	25	.280	1	1	0	1	1
48 Josh Cribb.....	7.20	0-0	1	1	0	0/0	0	5.0	6	4	4	3	4	0	0	0	21	.286	2	0	0	0	0
45 Ryan Hinson.....	7.71	1-0	3	0	0	0/0	0	2.1	1	2	2	2	1	0	0	0	6	.167	0	2	0	0	0
18 Jason Berken.....	16.88	0-0	3	3	0	0/1	0	2.2	5	7	5	3	2	2	0	1	14	.357	1	1	0	0	1
Totals.....	3.80	6-2	8	8	1	1/1	1	71.0	68	35	30	22	57	7	0	6	269	.253	8	10	0	3	5
Opponents.....	6.32	2-6	8	8	2	1/0	1	68.1	77	55	48	36	40	15	1	11	268	.287	3	4	3	2	4

PB - Team (0), Opp (1). Pickoffs - Team (0), Opp (3). SBA/ATT - CASANOVA (3-4), KOPP (2-2), CRIBB (1-1), ZOCCHI (0-1).



# 2006 Team Game-By-Game Batting Stats



## 2006 Clemson Baseball Team Game-by-Game for Clemson (as of Jun 20, 2006) Batting (All games)

Date		Opponent	AB	R	H	RBI	2B	3B	HR	BB	IBB	SB	CS	HBP	SAC	SF	GDP	K	PO	A	E	Avg
Feb 17, 2006		James Madison	33	8	11	8	3	1	2	4	0	3	0	0	1	1	0	8	27	8	0	.333
Feb 17, 2006		James Madison	28	3	7	3	1	0	2	1	0	1	1	0	2	0	1	4	27	8	0	.295
Feb 19, 2006		James Madison	30	6	8	2	2	0	1	10	0	3	0	1	2	0	0	8	27	9	1	.286
Feb 24, 2006		Mercer	28	5	7	5	2	0	1	6	0	0	0	2	1	0	1	5	27	11	0	.277
Feb 26, 2006		Mercer	30	2	4	2	1	0	0	4	0	0	0	1	2	0	0	8	27	15	2	.248
Feb 26, 2006		Mercer	35	9	14	9	7	0	0	0	0	0	0	1	1	2	0	3	27	14	1	.277
Mar 03, 2006	at	Coll. of Charleston	36	6	10	5	2	0	2	4	0	0	0	1	1	0	0	6	27	13	1	.277
Mar 04, 2006	at	South Carolina	34	2	8	2	1	0	0	4	0	0	0	0	0	0	1	11	24	10	1	.272
Mar 05, 2006		South Carolina	31	6	10	5	1	1	0	2	0	0	0	1	3	0	0	3	27	12	2	.277
Mar 08, 2006		William & Mary	32	10	10	8	0	0	1	8	0	3	0	2	2	0	1	2	27	12	3	.281
Mar 10, 2006		Kansas	35	7	12	7	1	0	0	2	0	4	0	0	0	0	1	5	27	12	0	.287
Mar 11, 2006		Kansas	34	5	7	4	2	0	1	1	0	0	0	2	0	1	0	3	27	6	3	.280
Mar 12, 2006		Kansas	29	4	11	2	1	0	0	4	0	0	1	1	2	0	1	5	27	8	0	.287
Mar 15, 2006		Gardner-Webb	39	10	17	10	3	0	2	4	0	2	1	0	0	0	1	6	27	12	0	.300
Mar 17, 2006	at	*Virginia	32	1	4	1	2	0	0	1	0	1	0	0	0	0	0	10	25	11	1	.288
Mar 18, 2006	at	*Virginia	32	2	7	2	1	0	0	3	0	0	0	0	1	0	2	6	24	12	4	.284
Mar 19, 2006	at	*Virginia	33	4	6	4	1	0	1	4	0	1	1	0	0	0	0	9	24	9	1	.278
Mar 21, 2006		Elon	34	5	13	5	3	0	1	2	0	5	1	0	1	0	1	3	27	12	1	.284
Mar 22, 2006		Elon	28	7	3	6	0	0	1	7	0	3	0	1	1	1	0	1	27	10	0	.276
Mar 24, 2006		*N.C. State	34	9	12	9	3	0	1	3	0	0	0	0	1	0	0	6	27	10	1	.280
Mar 25, 2006		*N.C. State	29	4	7	4	1	2	0	3	0	1	1	1	0	0	0	9	27	14	3	.278
Mar 26, 2006		*N.C. State	32	6	10	3	3	0	0	8	1	5	0	0	1	0	2	7	27	14	0	.280
Mar 28, 2006	at	Georgia	41	11	15	11	4	0	4	2	0	0	1	0	2	1	0	5	29	13	4	.284
Mar 29, 2006		Georgia	34	10	13	9	3	0	1	4	1	1	1	1	1	1	0	1	27	10	0	.289
Mar 31, 2006	at	*Miami (FL)	36	8	10	7	2	0	2	6	1	4	0	3	0	0	1	3	27	16	1	.288
Apr 01, 2006	at	*Miami (FL)	37	6	10	6	1	0	2	2	0	1	0	0	0	1	0	7	27	8	4	.287
Apr 02, 2006	at	*Miami (FL)	42	14	15	14	5	1	1	3	0	1	0	2	0	1	0	6	27	10	1	.291
Apr 04, 2006		Western Carolina	36	6	10	5	3	1	1	4	0	2	0	0	1	0	2	7	27	11	3	.290
Apr 05, 2006	at	South Carolina	36	3	10	3	2	0	0	1	0	0	1	2	0	0	0	4	27	11	2	.290
Apr 07, 2006		*Maryland	31	3	9	3	2	0	0	0	0	1	1	0	1	0	0	3	27	11	0	.290
Apr 08, 2006		*Maryland	40	3	12	3	2	0	0	1	1	1	0	0	1	1	1	7	33	15	0	.290
Apr 09, 2006		*Maryland	39	15	15	14	2	0	2	4	0	5	1	1	0	1	0	4	27	9	2	.294
Apr 11, 2006	at	Western Carolina	37	8	10	7	2	0	3	5	0	1	0	0	0	0	1	6	27	10	2	.293
Apr 12, 2006		South Carolina	34	10	12	10	3	1	1	5	1	0	0	2	1	0	1	4	27	14	0	.295
Apr 14, 2006	at	*Georgia Tech	37	7	10	7	5	0	1	2	0	1	0	1	0	0	0	5	27	10	0	.294
Apr 15, 2006	at	*Georgia Tech	34	3	7	3	1	0	0	4	0	1	1	1	0	0	1	6	24	6	1	.291
Apr 16, 2006	at	*Georgia Tech	36	4	11	4	0	0	2	3	0	0	1	0	0	0	1	8	24	7	5	.292
Apr 18, 2006		Winthrop	34	3	8	3	1	1	0	0	0	2	0	0	1	1	1	5	27	13	1	.290
Apr 19, 2006		Furman	36	4	9	4	1	0	2	6	0	0	0	0	0	0	1	9	27	15	0	.289
Apr 21, 2006	at	*Boston College	32	6	10	6	3	0	0	4	1	1	1	0	4	0	0	5	27	14	2	.290
Apr 22, 2006	at	*Boston College	32	2	4	1	0	0	1	3	0	0	0	0	0	0	1	9	24	10	0	.286
Apr 22, 2006	at	*Boston College	38	4	11	3	1	0	0	1	0	1	0	0	0	0	0	6	27	9	0	.286
Apr 26, 2006		Wofford	36	10	13	10	5	0	4	3	0	2	0	0	0	1	0	5	27	13	0	.288
Apr 28, 2006		*Virginia Tech	35	11	14	9	1	0	2	2	0	2	0	0	1	0	1	3	27	9	0	.290
Apr 29, 2006		*Virginia Tech	32	11	9	10	1	0	3	7	1	1	1	0	0	0	0	5	27	10	1	.290
Apr 30, 2006		*Virginia Tech	31	7	10	7	1	1	1	3	1	4	2	0	0	1	0	5	27	13	0	.291
May 08, 2006	at	*Duke	35	7	11	6	4	2	3	2	1	0	1	1	1	1	0	4	27	10	1	.291
May 08, 2006	at	*Duke	46	14	21	14	6	0	1	5	0	0	0	1	1	1	0	4	27	9	0	.296
May 09, 2006	at	*Duke	35	8	11	8	0	1	3	3	0	3	0	2	1	1	0	6	27	13	1	.296
May 12, 2006		*Florida State	39	9	18	9	4	0	0	3	0	1	0	2	2	0	2	5	27	9	1	.300
May 13, 2006		*Florida State	38	4	9	4	2	1	0	0	0	1	0	1	1	0	0	6	30	16	1	.299
May 14, 2006		*Florida State	36	11	13	10	1	1	3	4	0	2	0	2	0	0	2	5	27	11	3	.300
May 16, 2006		Coll. of Charleston	23	1	4	1	0	0	0	4	0	0	0	1	2	1	0	5	27	12	3	.298
May 18, 2006		*Wake Forest	50	26	25	26	5	0	7	7	0	0	0	3	0	0	0	4	27	11	0	.304
May 19, 2006		*Wake Forest	33	6	11	5	0	0	1	3	0	3	0	0	1	0	0	5	27	14	0	.304
May 20, 2006		*Wake Forest	33	7	9	7	3	0	0	6	1	3	0	0	0	0	0	6	27	9	1	.304
May 24, 2006	vs	Wake Forest	32	13	13	11	2	2	0	5	0	2	0	2	0	1	0	8	21	8	0	.305
May 25, 2006	vs	Georgia Tech	33	3	9	3	2	1	0	2	0	2	1	0	0	0	1	5	27	6	0	.305
May 27, 2006	vs	Georgia Tech	45	7	15	7	2	0	0	7	1	5	0	1	1	0	0	6	27	9	0	.306
May 27, 2006	vs	Georgia Tech	40	16	14	14	4	1	2	3	0	1	0	2	1	1	0	3	27	9	1	.306
May 28, 2006	vs	N.C. State	40	8	10	6	1	1	0	9	1	3	0	1	0	0	2	6	27	8	0	.305
Jun 02, 2006		UNC Asheville	26	3	6	3	2	0	1	3	0	3	2	0	1	0	0	4	27	5	1	.304
Jun 03, 2006		Elon	38	13	15	10	3	1	4	7	1	1	1	1	0	0	1	3	27	9	0	.306
Jun 04, 2006	at	Mississippi State	35	8	11	8	3	0	1	5	0	5	0	0	1	2	1	4	27	11	1	.306
Jun 09, 2006		Oral Roberts	33	11	12	11	0	0	3	4	1	2	0	1	2	0	0	6	27	10	2	.307
Jun 10, 2006	at	Oral Roberts	33	6	8	6	0	0	1	4	0	0	0	1	0	0	0	5	27	6	2	.306
Jun 16, 2006	vs	Georgia Tech	33	8	9	7	2	0	1	7	0	2	0	0	0	0	0	7	27	9	0	.306
Jun 18, 2006	vs	North Carolina	30	0	3	0	0	0	0	3	0	0	0	0	0	0	0	7	24	12	1	.303
Jun 20, 2006	vs	Cal State Fullerton	40	6	13	6	5	0	0	3	1	4	0	1	0	0	0	4	27	9	0	.303
Totals			2390	485	725	447	143	20	80	259	15	107	22	50	50	22	33	374	1845	734	73	.303



# 2006 Team Game-By-Game Pitching Stats



## 2006 Clemson Baseball Team Game-by-Game for Clemson (as of Jun 20, 2006) Pitching (All games)

Date	Opponent	IP	H	R	ER	BB	SO	2B	3B	HR	WP	BK	HBP	DP	IBB	Score	W-L	SV	ERA
Feb 17, 2006	James Madison	9.0	4	1	1	3	12	0	1	0	0	0	1	1	0	8-1	1-0	0	1.00
Feb 17, 2006	James Madison	9.0	1	0	0	1	11	0	0	0	1	0	0	0	0	3-0	2-0	1	0.50
Feb 19, 2006	James Madison	9.0	5	1	0	3	13	0	0	0	0	0	0	0	0	6-1	3-0	1	0.33
Feb 24, 2006	Mercer	9.0	7	1	1	6	5	1	0	0	0	1	1	3	0	5-1	4-0	1	0.50
Feb 26, 2006	Mercer	9.0	11	3	0	3	7	1	0	0	1	0	0	1	0	2-3	4-1	1	0.40
Feb 26, 2006	Mercer	9.0	6	4	3	1	3	1	0	0	0	0	0	1	0	9-4	5-1	1	0.83
Mar 03, 2006	at Coll. of Charleston	9.0	6	0	0	2	7	2	0	0	0	0	1	2	0	6-0	6-1	1	0.71
Mar 04, 2006	at South Carolina	8.0	7	6	5	6	3	3	0	1	0	0	0	1	0	2-6	6-2	1	1.27
Mar 05, 2006	South Carolina	9.0	7	4	3	3	4	1	0	0	2	0	1	3	0	6-4	7-2	2	1.46
Mar 08, 2006	William & Mary	9.0	7	5	2	2	8	0	1	1	2	0	0	1	0	10-5	8-2	2	1.52
Mar 10, 2006	Kansas	9.0	5	2	2	3	4	1	0	0	0	0	0	1	0	7-2	9-2	2	1.56
Mar 11, 2006	Kansas	9.0	11	6	4	2	15	1	0	1	1	0	1	0	0	5-6	9-3	2	1.77
Mar 12, 2006	Kansas	9.0	4	3	3	4	13	1	0	1	1	0	0	2	0	4-3	10-3	3	1.86
Mar 15, 2006	Gardner-Webb	9.0	6	5	5	3	7	2	0	2	0	0	0	1	0	10-5	11-3	3	2.09
Mar 17, 2006	at *Virginia	8.1	8	2	1	5	9	3	0	0	0	0	1	0	0	1-2	11-4	3	2.03
Mar 18, 2006	at *Virginia	8.0	15	10	7	6	6	0	0	0	1	0	2	0	0	2-10	11-5	3	2.36
Mar 19, 2006	at *Virginia	8.0	14	7	7	3	5	1	1	0	2	0	3	3	0	4-7	11-6	3	2.65
Mar 21, 2006	Elon	9.0	8	3	2	4	7	0	0	1	1	0	0	1	0	5-3	12-6	3	2.61
Mar 22, 2006	Elon	9.0	6	4	4	6	8	1	0	0	3	1	0	0	0	7-4	13-6	4	2.69
Mar 24, 2006	*N.C. State	9.0	9	5	5	6	13	1	0	0	1	0	1	0	0	9-5	14-6	5	2.81
Mar 25, 2006	*N.C. State	9.0	6	2	1	5	5	0	0	0	0	0	1	2	0	4-2	15-6	6	2.72
Mar 26, 2006	*N.C. State	9.0	6	2	2	0	5	1	0	1	0	0	1	1	0	6-2	16-6	6	2.69
Mar 28, 2006	at Georgia	9.2	17	12	8	4	11	3	0	0	4	0	0	1	0	11-12	16-7	6	2.91
Mar 29, 2006	Georgia	9.0	12	7	7	2	9	1	1	2	4	0	0	0	0	10-7	17-7	7	3.08
Mar 31, 2006	at *Miami (FL)	9.0	8	6	4	5	6	2	0	1	0	0	2	1	0	8-6	18-7	8	3.12
Apr 01, 2006	at *Miami (FL)	9.0	6	2	0	5	10	1	0	0	0	0	1	0	0	6-2	19-7	9	3.00
Apr 02, 2006	at *Miami (FL)	9.0	6	1	0	0	8	0	0	0	0	0	1	1	0	14-1	20-7	9	2.89
Apr 04, 2006	Western Carolina	9.0	11	8	6	4	11	2	0	0	1	1	2	1	1	6-8	20-8	9	3.00
Apr 05, 2006	at South Carolina	9.0	8	2	2	5	10	0	0	1	1	0	0	1	0	3-2	21-8	9	2.97
Apr 07, 2006	*Maryland	9.0	6	1	1	0	9	0	0	0	1	0	0	0	0	3-1	22-8	9	2.90
Apr 08, 2006	*Maryland	11.0	10	2	1	6	7	0	0	0	0	0	1	1	0	3-2	23-8	9	2.82
Apr 09, 2006	*Maryland	9.0	10	7	3	3	10	2	1	0	0	0	1	1	0	15-7	24-8	9	2.82
Apr 11, 2006	at Western Carolina	9.0	6	3	2	6	6	2	0	2	2	0	0	1	0	8-3	25-8	10	2.80
Apr 12, 2006	South Carolina	9.0	12	5	5	1	5	3	0	1	0	0	2	1	0	10-5	26-8	10	2.86
Apr 14, 2006	at *Georgia Tech	9.0	9	6	6	2	11	1	0	2	0	0	1	0	0	7-6	27-8	11	2.95
Apr 15, 2006	at *Georgia Tech	8.0	11	12	11	6	3	2	0	2	0	0	2	0	0	3-12	27-9	11	3.19
Apr 16, 2006	at *Georgia Tech	8.0	21	22	18	7	6	7	0	3	3	0	2	1	0	4-22	27-10	11	3.60
Apr 18, 2006	Winthrop	9.0	10	6	5	4	10	5	0	2	0	0	0	1	0	3-6	27-11	11	3.64
Apr 19, 2006	Furman	9.0	10	5	5	2	9	1	1	0	3	1	0	1	0	4-5	27-12	11	3.67
Apr 21, 2006	at *Boston College	9.0	10	3	2	3	7	0	0	1	0	0	0	0	0	6-3	28-12	12	3.63
Apr 22, 2006	at *Boston College	8.0	6	3	3	4	9	1	0	0	1	0	1	2	0	2-3	28-13	12	3.62
Apr 22, 2006	at *Boston College	9.0	6	1	1	3	8	2	0	0	3	0	0	0	0	4-1	29-13	13	3.56
Apr 26, 2006	Wofford	9.0	6	1	0	0	12	2	0	0	0	0	2	1	0	10-1	30-13	13	3.48
Apr 28, 2006	*Virginia Tech	9.0	7	2	2	1	10	0	0	1	0	0	0	1	0	11-2	31-13	13	3.44
Apr 29, 2006	*Virginia Tech	9.0	10	4	4	1	11	0	1	0	1	1	1	1	0	11-4	32-13	13	3.46
Apr 30, 2006	*Virginia Tech	9.0	9	3	3	5	9	1	1	0	0	0	1	1	0	7-3	33-13	13	3.45
May 08, 2006	at *Duke	9.0	5	4	2	5	13	2	0	0	0	0	3	1	1	7-4	34-13	14	3.42
May 08, 2006	at *Duke	9.0	3	0	0	0	10	0	0	0	0	0	1	2	0	14-0	35-13	14	3.34
May 09, 2006	at *Duke	9.0	6	2	2	3	6	4	0	0	0	0	0	3	0	8-2	36-13	14	3.32
May 12, 2006	*Florida State	9.0	3	1	1	3	6	0	1	0	0	0	3	1	0	9-1	37-13	14	3.27
May 13, 2006	*Florida State	10.0	8	3	3	4	4	1	0	0	2	0	0	1	0	4-3	38-13	14	3.26
May 14, 2006	*Florida State	9.0	7	2	2	3	7	0	0	0	1	0	0	1	0	11-2	39-13	14	3.23
May 16, 2006	Coll. of Charleston	9.0	5	0	0	1	9	2	0	0	0	0	0	2	0	1-0	40-13	15	3.17
May 18, 2006	*Wake Forest	9.0	7	1	1	0	5	1	0	0	0	0	1	2	0	26-1	41-13	15	3.13
May 19, 2006	*Wake Forest	9.0	6	0	0	0	6	1	0	0	0	0	0	2	0	6-0	42-13	15	3.07
May 20, 2006	*Wake Forest	9.0	7	3	0	1	10	1	0	0	0	0	2	0	0	7-3	43-13	15	3.02
May 24, 2006	vs Wake Forest	7.0	6	1	1	1	5	1	0	1	0	0	0	0	0	13-1	44-13	15	2.99
May 25, 2006	vs Georgia Tech	9.0	6	2	2	3	11	0	0	0	2	0	1	0	0	3-2	45-13	15	2.98
May 27, 2006	vs Georgia Tech	9.0	14	8	8	6	6	3	0	1	0	0	1	1	0	7-8	45-14	15	3.06
May 27, 2006	vs Georgia Tech	9.0	14	11	10	2	10	1	0	5	0	0	0	1	0	16-11	46-14	15	3.18
May 28, 2006	vs N.C. State	9.0	7	4	4	1	8	2	0	0	0	0	3	0	0	8-4	47-14	16	3.19
Jun 02, 2006	UNC Asheville	9.0	3	0	0	3	7	0	0	0	0	0	2	1	0	3-0	48-14	16	3.14
Jun 03, 2006	Elon	9.0	6	3	3	0	9	0	0	2	0	0	1	0	0	13-3	49-14	16	3.14
Jun 04, 2006	at Mississippi State	9.0	7	6	6	6	7	0	0	0	2	0	2	1	0	8-6	50-14	17	3.18
Jun 09, 2006	Oral Roberts	9.0	12	8	6	3	7	0	0	2	2	0	0	2	0	11-8	51-14	17	3.23
Jun 10, 2006	at Oral Roberts	9.0	10	5	2	4	9	1	0	0	2	0	1	1	0	6-5	52-14	17	3.21
Jun 16, 2006	vs Georgia Tech	9.0	8	4	4	3	5	2	0	1	0	0	2	2	0	8-4	53-14	17	3.22
Jun 18, 2006	vs North Carolina	8.0	7	2	2	1	5	2	0	0	0	0	0	0	0	0-2	53-15	17	3.21
Jun 20, 2006	vs Cal State Fullerton	9.0	15	7	7	2	8	2	0	1	2	0	2	0	1	6-7	53-16	17	3.26
Totals		615.0	558	277	223	211	550	85	9	39	53	5	59	66	3	485-277	53-16	17	3.26

\* = ACC game





# 2006 Team Superlatives



2006 Clemson Baseball  
Season Game Highs for Clemson (as of Jun 20, 2006)  
(All games)  
TEAM GAME HIGHS

## Batting

At bats: 50 - vs Wake Forest (May 18, 2006)  
Runs scored: 26 - vs Wake Forest (May 18, 2006)  
Hits: 25 - vs Wake Forest (May 18, 2006)  
RBIs: 26 - vs Wake Forest (May 18, 2006)  
Doubles: 7 - vs Mercer (Feb 26, 2006)  
Triples: 2 - vs N.C. State (Mar 25, 2006)  
2 - vs Duke (May 08, 2006)  
2 - vs Wake Forest (May 24, 2006)  
Home runs: 7 - vs Wake Forest (May 18, 2006)  
Total bases: 51 - vs Wake Forest (May 18, 2006)  
Walks: 10 - vs James Madison (Feb 19, 2006)  
Strikeouts: 11 - vs South Carolina (Mar 04, 2006)  
Sac hits: 4 - vs Boston College (Apr 21, 2006)  
Sac flies: 2 - vs Mercer (Feb 26, 2006)  
2 - vs Mississippi State (Jun 04, 2006)  
Stolen bases: 5 - (5 games )  
Hit by pitch: 3 - vs Miami (FL) (Mar 31, 2006)  
3 - vs Wake Forest (May 18, 2006)  
Caught stealing: 2 - vs Virginia Tech (Apr 30, 2006)  
2 - vs UNC Asheville (Jun 02, 2006)  
Runners LOB: 17 - vs Georgia Tech (May 27, 2006)  
Hit into DP: 2 - (7 games )

## Fielding

Putouts: 33 - vs Maryland (Apr 08, 2006)  
Assists: 16 - vs Miami (FL) (Mar 31, 2006)  
16 - vs Florida State (May 13, 2006)  
Errors: 5 - vs Georgia Tech (Apr 16, 2006)  
Passed balls: 1 - (9 games )  
DPs turned: 3 - (4 games )

## Pitching

Innings pitched: 11.0 - vs Maryland (Apr 08, 2006)  
Runs allowed: 22 - vs Georgia Tech (Apr 16, 2006)  
Earned runs: 18 - vs Georgia Tech (Apr 16, 2006)  
Walks allowed: 7 - vs Georgia Tech (Apr 16, 2006)  
Strikeouts: 15 - vs Kansas (Mar 11, 2006)  
Hits allowed: 21 - vs Georgia Tech (Apr 16, 2006)  
Doubles allowed: 7 - vs Georgia Tech (Apr 16, 2006)  
Triples allowed: 1 - (9 games )  
Homers allowed: 5 - vs Georgia Tech (May 27, 2006)  
Wild pitches: 4 - vs Georgia (Mar 28, 2006)  
4 - vs Georgia (Mar 29, 2006)  
Hit batters: 3 - (4 games )



# 2006 Individual Superlatives



## 2006 Clemson Baseball Season Game Highs for Clemson (as of Jun 20, 2006) (All games)

### INDIVIDUAL GAME HIGHS

#### Batting

At bats: 7 - Tyler Colvin vs Wake Forest (May 18, 2006)  
Runs scored: 3 - (22 games )  
Hits: 5 - Tyler Colvin vs Wake Forest (May 18, 2006)  
RBIs: 8 - Tyler Colvin vs Wake Forest (May 18, 2006)  
Doubles: 3 - Marquez Smith vs Florida State (May 12, 2006)  
Triples: 1 - (20 games )  
Home runs: 2 - (12 games )  
Total bases: 12 - Tyler Colvin vs Wake Forest (May 18, 2006)  
Walks: 3 - Brad Chalk vs William & Mary (Mar 08, 2006)  
3 - Brad Chalk vs N.C. State (Mar 26, 2006)  
3 - Marquez Smith vs N.C. State (May 28, 2006)  
Strikeouts: 3 - (8 games )  
Sac hits: 2 - Brad Chalk vs Georgia (Mar 28, 2006)  
2 - Brad Chalk vs Boston College (Apr 21, 2006)  
Sac flies: 1 - (22 games )  
Stolen bases: 3 - Tyler Colvin vs Maryland (Apr 09, 2006)  
Hit by pitch: 2 - Brad Chalk vs Georgia Tech (May 27, 2006)  
Caught stealing: 1 - (22 games )  
Runners LOB: 6 - Andy D'Alessio vs N.C. State (Mar 26, 2006)

#### Fielding

Putouts: 16 - Andy D'Alessio vs South Carolina (Apr 12, 2006)  
Assists: 8 - Taylor Harbin vs South Carolina (Apr 12, 2006)  
Errors: 2 - (7 games )  
Passed balls: 1 - (9 games )

#### Pitching

Innings pitched: 9.0 - Josh Cribb vs Maryland (Apr 07, 2006)  
Runs allowed: 7 - David Kopp vs Georgia (Mar 28, 2006)  
7 - David Kopp vs Georgia Tech (May 27, 2006)  
Earned runs: 7 - David Kopp vs Georgia Tech (May 27, 2006)  
Walks allowed: 5 - Jason Berken vs South Carolina (Mar 04, 2006)  
Strikeouts: 10 - Stephen Faris vs Kansas (Mar 12, 2006)  
10 - Josh Cribb vs Duke (May 08, 2006)  
Hits allowed: 9 - Stephen Faris vs Virginia (Mar 19, 2006)  
9 - David Kopp vs Georgia (Mar 28, 2006)  
Doubles allowed: 4 - David Kopp vs Winthrop (Apr 18, 2006)  
Triples allowed: 1 - (9 games )  
Homers allowed: 3 - David Kopp vs Georgia Tech (May 27, 2006)  
Wild pitches: 3 - P.J. Zocchi vs Georgia (Mar 29, 2006)  
3 - Jason Berken vs Boston College (Apr 22, 2006)  
Hit batters: 3 - Stephen Faris vs Florida State (May 12, 2006)



# 2006 Individual Game-By-Game Batting



Date	Opponent	Burg	Casanova	Chalk	Colvin	D'Alessio	Demmink	Hall	Harbin	Hogan	Mitchell	J. Smith	M. Smith	Storrier	Widmann
		AB-R-H-RBI	AB-R-H-RBI	AB-R-H-RBI	AB-R-H-RBI	AB-R-H-RBI	AB-R-H-RBI	AB-R-H-RBI	AB-R-H-RBI	AB-R-H-RBI	AB-R-H-RBI	AB-R-H-RBI	AB-R-H-RBI	AB-R-H-RBI	AB-R-H-RBI
2-17	James Madison <sup>(1)</sup>	1-0-0-0	*2-0-2-2	*3-1-1-1	*3-2-2-2	*3-0-0-0	*4-1-1-1	3-0-1-1	*1-0-1-1	1-0-0-0	-----	1-0-0-0	*2-3-1-0	*4-0-1-0	*3-1-1-0
2-17	James Madison <sup>(2)</sup>	1-0-0-0	*3-0-1-0	*3-0-1-0	*3-1-1-1	*3-0-1-0	*2-1-1-0	*3-0-0-0	-----	-----	-----	-----	*3-1-1-1	*4-0-1-1	*3-0-0-0
2-19	James Madison	1-0-0-0	*2-1-1-1	*3-0-1-0	*3-0-0-0	*3-1-1-0	*4-1-3-1	1-0-0-0	-----	1-0-1-0	-----	*1-0-0-0	*3-0-0-0	*5-0-0-0	*2-3-1-0
2-24	Mercer	-----	*4-0-0-0	*3-2-2-0	*2-2-1-1	*4-0-0-0	*3-1-0-0	-----	-----	-----	-----	*3-0-1-0	*2-0-1-2	*4-0-1-2	*3-0-1-0
2-26	Mercer <sup>(1)</sup>	-----	*2-0-0-0	*3-0-0-0	*4-1-3-1	*4-0-0-1	*5-1-1-0	*4-0-0-0	-----	-----	0-0-0-0	1-0-0-0	*2-0-0-0	*2-0-0-0	*3-0-0-0
2-26	Mercer <sup>(2)</sup>	*3-1-2-2	*3-0-0-0	*3-1-1-0	*5-2-2-1	*4-2-3-3	*4-2-2-0	-----	-----	0-0-0-1	1-0-1-0	1-0-1-0	*3-1-1-2	*4-0-0-0	*4-0-1-0
3- 3	College of Charleston	-----	*2-1-0-0	*5-0-2-1	*3-1-1-0	*3-1-1-1	*4-1-2-1	-----	*5-0-1-0	-----	1-0-0-0	1-0-0-0	*4-0-0-0	*5-1-3-2	*3-1-0-0
3- 4	South Carolina	-----	*3-0-0-0	*3-1-0-0	*4-0-1-2	*4-0-1-0	*5-0-1-0	1-0-0-0	*4-1-3-0	0-0-0-0	-----	1-0-0-0	*4-0-1-0	*2-0-0-0	*3-0-1-0
3- 5	South Carolina	-----	*3-0-0-1	*3-1-2-1	*3-1-0-0	*4-0-0-0	*5-0-1-0	-----	*4-2-3-0	-----	-----	-----	*3-0-1-2	*2-0-1-1	*4-2-2-0
3- 8	William & Mary	-----	*1-0-0-0	*2-2-0-0	*4-1-1-2	*5-1-3-3	*3-1-1-0	-----	*5-2-1-0	2-0-0-0	-----	-----	*2-1-1-1	*3-1-2-2	*5-1-1-0
3-10	Kansas	1-0-0-0	*3-0-0-1	*4-0-0-0	*4-0-1-0	*3-1-1-0	*4-1-2-2	1-1-1-0	*4-2-3-1	-----	0-0-0-0	1-0-0-0	*2-1-0-1	*3-0-1-1	*4-1-3-1
3-11	Kansas	-----	*2-0-0-0	*5-1-1-0	*4-1-0-0	*4-0-1-2	*3-1-1-0	1-1-1-1	*4-0-0-0	1-0-0-0	-----	-----	*3-1-1-0	*3-0-1-1	*4-0-1-0
3-12	Kansas	-----	*2-1-1-0	*2-0-1-0	*3-0-1-0	*3-1-2-0	*3-0-3-2	*3-1-1-0	*4-0-0-0	1-0-0-0	0-1-0-0	-----	1-0-0-0	*4-0-2-0	*3-0-0-0
3-15	Gardner-Webb	1-0-0-0	*2-1-2-1	*4-0-2-0	*5-0-1-1	*5-2-3-0	*3-2-2-3	0-0-0-0	*4-2-2-2	2-0-1-0	3-0-0-0	0-0-0-0	*4-1-2-2	*1-1-1-0	*4-1-1-1
3-17	* Virginia	-----	*3-0-1-0	*4-0-0-0	*4-0-1-1	*3-0-1-0	*3-1-0-0	-----	*4-0-1-0	-----	-----	-----	*4-0-0-0	*4-0-0-0	*3-0-0-0
3-18	* Virginia	-----	*2-0-0-0	*4-1-2-0	*4-1-2-0	*4-0-1-1	*4-0-0-0	1-0-0-0	*4-0-1-0	1-0-0-0	-----	1-0-0-0	*2-0-0-0	*2-0-1-1	*3-0-0-0
3-19	* Virginia	1-0-0-0	*2-0-1-2	*2-1-0-0	*4-1-2-2	*4-0-0-0	*5-0-0-0	*3-1-0-0	*4-0-0-0	-----	0-0-0-0	-----	1-0-0-0	*4-0-1-0	*3-1-2-0
3-21	Elon	-----	*4-0-0-0	*4-1-2-1	*3-1-2-1	*4-1-2-3	*4-1-2-0	-----	*4-1-1-0	-----	*3-0-1-0	-----	*4-0-1-0	-----	*4-0-2-0
3-22	Elon	*3-1-0-0	0-0-0-0	*2-1-0-0	*3-0-0-0	*4-1-1-3	*3-1-1-0	-----	*3-1-0-1	*3-1-0-1	*4-0-0-0	-----	-----	-----	*3-1-1-1
3-24	* N.C. State	-----	*4-0-0-0	*4-1-1-0	*4-1-1-1	*4-1-2-4	*4-2-2-0	-----	*3-2-2-1	-----	*4-0-1-1	-----	*3-2-1-0	-----	*4-0-2-2
3-25	* N.C. State	-----	*3-0-0-0	*4-1-1-0	*4-1-1-1	*4-0-1-0	*4-0-1-0	*1-1-1-1	*3-1-1-1	-----	*3-0-1-1	-----	-----	1-0-0-0	*2-0-0-0
3-26	* N.C. State	-----	*1-1-1-0	*2-1-0-0	*3-1-3-2	*5-0-0-0	*5-1-1-0	-----	*5-0-1-0	-----	*4-1-1-0	-----	*4-0-1-1	-----	*3-1-2-0
3-28	Georgia	-----	*5-1-2-0	*2-2-1-0	*5-2-3-3	*5-3-3-3	*6-2-2-0	-----	*4-0-1-3	0-0-0-0	2-0-0-0	-----	*5-1-1-2	*3-0-1-0	*4-0-1-0
3-29	Georgia	-----	*3-0-0-0	*5-1-2-0	*3-2-2-0	*4-1-2-4	*4-2-3-3	-----	*4-1-1-1	-----	0-0-0-0	-----	*4-2-2-0	*4-0-0-0	*3-1-1-1
3-31	* Miami (FL)	-----	*5-1-2-2	*3-3-2-0	*4-0-1-0	*5-1-3-3	*4-1-0-0	-----	*5-1-1-2	-----	0-0-0-0	-----	*3-0-0-0	*4-0-0-0	*3-1-1-0
4- 1	* Miami (FL)	-----	*4-0-0-0	*4-2-2-1	*3-0-0-1	*4-2-2-3	*5-0-1-0	*3-0-0-0	*5-1-2-1	-----	0-0-0-0	1-0-0-0	-----	*4-0-1-0	*4-1-2-0
4- 2	* Miami (FL)	1-0-0-0	*4-2-2-4	*5-2-0-1	*4-3-2-1	*3-0-1-3	*5-1-2-0	1-0-0-0	*6-2-2-1	1-0-0-0	1-0-1-0	1-0-0-0	*3-1-2-1	*3-1-2-3	*4-2-1-0
4- 4	Western Carolina	0-0-0-0	*2-0-0-0	*2-1-0-0	*4-1-1-1	*5-1-1-2	*5-1-2-0	1-0-0-0	*5-1-1-0	0-0-0-0	-----	1-0-0-0	*4-0-3-1	*4-1-2-1	*3-0-0-0
4- 5	South Carolina	-----	*4-0-2-0	*5-0-2-1	*4-1-3-1	*4-0-1-1	*4-1-1-0	-----	*5-0-0-0	-----	0-0-0-0	-----	*3-0-0-0	*3-1-1-0	*4-0-0-0
4- 7	* Maryland	-----	*3-1-2-0	*3-0-1-0	*4-0-0-0	*4-1-1-0	*4-1-1-1	-----	*4-0-1-1	-----	0-0-0-0	-----	*3-0-1-0	*3-0-1-1	*3-0-1-0
4- 8	* Maryland	-----	*4-0-1-0	*5-2-2-0	*5-1-2-0	*4-0-2-1	*5-0-0-0	0-0-0-0	*5-0-2-1	-----	-----	1-0-0-0	*3-0-0-0	*4-0-1-1	*4-0-2-0
4- 9	* Maryland	2-0-1-2	*2-1-1-1	*4-3-3-0	*3-3-1-0	*4-2-2-5	*4-0-0-0	*3-1-1-0	*4-2-2-2	1-0-0-0	2-1-1-1	1-0-0-0	1-0-0-0	*2-1-1-0	*4-1-2-3
4-11	Western Carolina	1-0-0-0	0-0-0-0	*5-0-0-0	*5-3-3-3	*5-1-3-3	*4-1-0-0	-----	*5-1-0-0	*3-0-0-0	0-0-0-0	-----	*4-1-2-1	*2-0-0-0	*3-1-2-0
4-12	South Carolina	-----	*3-1-1-1	*2-2-1-1	*5-0-1-2	*3-2-1-2	*4-2-2-1	-----	*5-1-1-0	-----	0-0-0-0	-----	*4-0-1-1	*4-1-2-1	*4-1-2-1
4-14	* Georgia Tech	-----	*4-1-2-3	*4-0-1-0	*5-0-0-0	*4-2-2-1	*5-0-1-1	-----	*5-0-0-0	-----	0-0-0-0	-----	*4-1-1-0	*3-2-2-2	*3-1-1-0
4-15	* Georgia Tech	-----	*2-0-1-1	*5-0-3-0	*4-1-2-0	*4-0-0-0	*5-0-0-0	1-0-0-0	*5-0-0-0	-----	-----	-----	*3-1-0-0	*2-1-0-0	*3-0-1-2
4-16	* Georgia Tech	2-0-0-0	*2-0-1-0	*4-0-3-0	*4-0-0-1	*3-0-0-0	*4-1-1-0	1-0-0-0	*5-0-2-0	1-0-0-0	-----	-----	*3-1-1-0	*3-2-2-3	*3-0-0-0
4-18	Winthrop	-----	*3-0-0-0	*4-1-2-0	*4-1-0-0	*3-0-0-0	*4-0-1-0	1-0-0-0	*4-1-2-0	-----	0-0-0-0	-----	*3-0-0-1	*4-0-2-2	*4-0-1-0
4-19	Furman	-----	*3-0-1-0	*3-1-2-0	*5-0-1-0	*4-1-0-0	*3-0-0-0	2-0-0-0	*5-1-2-1	-----	-----	-----	*4-0-1-0	*4-1-1-3	*3-0-1-0
4-21	* Boston College	-----	*4-1-1-0	*3-0-0-0	*4-0-0-1	*3-3-1-0	*4-0-1-0	1-0-1-0	*3-0-1-1	-----	-----	-----	*4-0-2-2	*2-2-2-1	*4-0-1-1
4-22	* Boston College <sup>(1)</sup>	-----	*3-0-1-0	*4-0-0-0	*4-0-0-0	*3-0-0-0	*3-0-1-0	-----	*4-0-1-0	-----	0-0-0-0	-----	*3-0-0-0	*4-1-1-1	*4-1-0-0
4-22	* Boston College <sup>(2)</sup>	-----	*4-0-1-0	*5-1-1-0	*3-1-2-0	*4-0-0-0	*5-0-2-1	-----	*4-1-3-1	-----	-----	-----	*4-1-2-1	*5-0-0-0	*4-0-0-0
4-26	Wofford	1-0-1-0	*3-1-2-2	-----	*5-0-3-3	*2-1-0-0	*3-1-1-0	2-0-0-0	*4-0-1-1	1-0-0-0	*4-2-1-0	-----	*4-2-2-2	*2-3-2-2	*3-0-0-0
4-28	* Virginia Tech	3-0-0-0	*2-0-1-1	*1-1-1-1	*4-0-2-1	*3-2-2-2	*2-1-1-0	1-0-0-0	*3-2-2-0	1-0-0-0	3-0-1-0	-----	*3-2-1-0	*4-1-1-2	*4-1-1-1
4-29	* Virginia Tech	1-0-1-0	*3-0-0-0	*3-3-1-1	*2-2-2-2	*4-1-1-1	*2-1-1-0	*4-0-0-0	*4-1-1-1	0-0-0-0	1-0-0-0	-----	*4-2-2-5	*3-1-0-0	-----
4-30	* Virginia Tech	0-0-0-0	*3-0-1-1	*2-1-1-0	*3-1-1-0	*3-1-2-3	*4-1-1-0	1-0-0-0	*3-1-0-0	0-0-0-0	1-0-0-1	-----	*3-0-1-0	*2-2-2-2	-----
5- 8	* Duke <sup>(1)</sup>	-----	*4-0-2-1	*4-0-1-1	*5-1-1-0	*3-2-2-2	*5-1-1-0	-----	*3-0-0-1	-----	0-0-0-0	-----	*4-2-3-1	*3-0-0-0	*4-1-1-0
5- 8	* Duke <sup>(2)</sup>	3-1-1-1	*3-0-3-2	*1-0-1-1	*6-2-3-2	*3-1-1-1	*5-2-3-1	3-0-1-1	*4-2-3-0	3-0-0-0	3-1-1-0	-----	*5-2-2-2	*3-1-1-1	*4-2-1-2
5- 9	* Duke	1-0-0-0	*2-0-1-0	*2-1-1-0	*5-1-1-1	*4-2-2-3	*4-0-1-1	1-0-1-0	*4-0-2-2	1-0-0-0	1-1-0-0	-----	*5-1-1-0	*2-1-0-1	*3-1-1-0
5-12	* Florida State	1-0-0-0	*3-0-0-0	*4-1-1-0	*5-1-1-1	*3-0-1-1	*5-2-3-0	1-0-0-0	*4-1-3-2	0-0-0-0	0-0-0-0	-----	*3-3-3-3	*5-1-4-1	*4-0-2-1
5-13	* Florida State	-----	*4-0-1-1	*4-1-1-0	*5-0-1-1	*4-0-1-0	*5-0-1-0	-----	*4-1-2-0	-----	-----	-----	*4-2-0-0	*4-0-2-2	*4-0-0-0
5-14	* Florida State	1-0-0-0	*3-0-0-0	*3-2-2-0	*5-0-1-0	*3-1-2-2	*3-2-2-1	1-0-0-0	*4-2-2-2	0-0-0-0	1-1-1-0	-----	*4-1-2-4	*2-1-0-0	*4-1-1-1
5-16	College of Charleston	-----	*3-0-2-0	*3-0-0-0	*4-0-1-0	*2-0-0-1	*3-0-0-0	-----	*2-0-0-0	-----	-----	-----	*2-1-0-0	*1-0-0-0	*3-0-1-0
5-18	* Wake Forest	2-2-1-3	*2-1-0-0	*6-3-2-2	*7-3-5-8	*3-2-2-3	*5-1-2-2	4-2-3-3	*3-1-1-0	2-2-2-4	1-3-0-0	-----	*3-2-2-0	*3-0-1-1	*5-2-3-0
5-19	* Wake Forest	-----	*3-1-1-0	*4-2-2-0	*4-1-4-4	*3-0-0-0	*4-0-0-0	-----	*4-1-1-0	-----	0-0-0-0	-----	*3-1-1-0	*4-0-0-0	*4-0-2-1
5-20	* Wake Forest	-----	*3-0-0-0	*3-2-2-0	*2-2-2-2	*2-1-0-0	*5-0-2-0	2-0-0-0	*4-0-0-0	1-0-0-0	1-0-0-0	-----	*3-1-0-0	*3-1-2-3	*3-0-1-2
5-24	+ Wake Forest	0-0-0-0	*3-1-0-1	*3-3-2-2	*5-0-2-1	*3-1-0-0	*3-2-0-1	0-0-0-0	*3-1-3-1	0-0-0-0	*4-2-2-3	-----	*5-1-3-2	-----	*3-2-1-0
5-25	+ Georgia Tech	-----	*3-1-1-1	*4-0-1-0	*3-0-1-0	*4-0-0-0	*4-0-1-1	1-0-1-1	*4-1-1-0	-----	*3-0-1-0	-----	*3-0-1-0	-----	*4-1-1-0
5-27	+ Georgia Tech <sup>(1)</sup>	0-0-0-0	*6-1-1-0	*4-2-3-2	*6-0-3-2	*4-0-2-1	*5-1-2-0	1-0-0-0	*5-1-1-0	-----	*4-0-2-0	-----	*5-1-0-0	-----	*5-1-1-2
5-27	+ Georgia Tech <sup>(2)</sup>	-----	*4-1-1-2	*4-2-1-0	*4-2-1-0	*5-2-2-2	*4-3-2-3	0-0-0-0	*5-3-3-3	-----	*5-2-3-2	-----	*5-1-1-1	-----	*4-0-0-1
5-28	+ N.C. State	-----	*4-0-0-0	*4-1-2-1	*6-1-3-2	*5-1-1-1	*6-1-0-0	0-0-0-0	*4-0-0-0	-----	*3-1-0-0	-----	*3-1-1-2	-----	*5-2-3-0
6- 2	\$ North Carolina-Asheville <sup>N</sup>	-----	*3-0-0-0	*3-0-2-0	*3-0-1-1	*3-0-0-0	*2-1-0-0	-----	*2-1-1-0	-----	*3-0-0-0	-----	*4-0-0-0	-----	*3-1-2-2
6- 3	\$ Elon	1-0-0-0	*4-0-0-0	*3-2-1-0	*4-3-1-0	*3-3-3-3	*5-0-1-1	1-0-0-0	*4-2-2-4	1-0-0-0	*3-1-1-0	-----	*4-1-3-0	-----	*5-1-3-2
6- 4	\$ Mississippi State	-----	*4-1-0-0	*4-0-2-1	*5-2-2-1	*3-0-1-2	*4-2-2-1	-----	*3-0-2-3	-----	*3-0-0-0	-----	*4-3-1-0	-----	*5-0-1-0
6- 9	† Oral Roberts	-----	*2-1-1-1	*3-1-1-0	*5-1-2-4	*3-1-0-0	*4-2-2-1	1-0-0-0	*2-3-1-1	-----	*4-1-3-3	-----	*5-1-1-1	-----	*4-0-1-0
6-10	† Oral Roberts	-----	*4-0-0-0	*4-0-1-0	*4-2-2-0	*3-0-0-0	*5-1-2-0	-----	*3-2-2-4	-----	*4-0-0-0	-----	*3-1-0-0	-----	*3-0-1-2
6-16	! Georgia Tech	-----	*4-1-1-1	*4-1-1-0	*5-1-2-0	*3-1-2-3	*3-1-0-0	1-0-1-1	*3-1-0-0	-----	*4-1-1-0	-----	*3-1-1-2	-----	*3-0-0-0
6-18	! North Carolina	-----	*3-0-0-0	*4-0-1-0	*4-0-0-0	*3-0-0-0	*4-0-0-0	-----	*4-0-0-0	-----	*2-0-0-0	-----	*3-0-0-0	-----	*3-0-2-0
6-20	! Cal State Fullerton	-----	*3-1-1-0	*5-1-2-0	*4-1-1-1	*4-0-1-2	*5-2-3-2	1-0-0-0	*5-0-1-0	-----	*3-1-1-0	-----	*5-0-1-1	-----	*5-0-2-0

\* - start; \* - ACC regular-season game; + - ACC Tournament at Jacksonville, FL; \$





# Career Individual Game-By-Game Pitching



## #28 Chris Allen, RHP

2006 • Jr.									
Date	Opponent	IP	H	R	ER	BB	SO	Dec	
3-15	Gardner-Webb	1.0	0	0	0	0	0	0	

## #18 Jason Berken, RHP

2003 • Fr.									
Date	Opponent	IP	H	R	ER	BB	SO	Dec	
2-23	Auburn	1.2	2	0	0	1	1		
2-26	Charleston Southern	^1.0	0	0	0	0	2		
3- 2	South Carolina	1.0	0	0	0	3	1		
3- 8	Old Dominion	^5.1	3	1	1	1	6	W	
3-17	† Georgia Southern <sup>G</sup>	^5.0	2	0	0	5	0	W	
3-24	Wofford	^5.0	7	3	2	2	7	W	
3-29	^0 N.C. State <sup>(1)</sup>	^4.1	9	5	4	2	2	L	
4- 6	* Virginia	1.0	1	0	0	0	0		
4- 9	South Carolina	^6.2	7	2	2	1	7	W	
4-15	Coastal Carolina	^5.1	5	3	3	1	2	L	
4-20	* Maryland	1.0	0	0	0	0	0		
4-22	Georgia	3.2	4	2	0	1	1		
4-26	* Georgia Tech	^0.2	0	0	0	0	1		
5- 4	* Duke	3.2	2	1	1	2	4		
5- 7	Elon	2.2	5	3	2	2	2		
5-11	* North Carolina	^6.1	3	3	3	2	3		
5-15	* Wake Forest <sup>W</sup>	^3.0	3	2	2	2	1		
5-22	+ North Carolina	1.1	2	1	0	0	0		
5-30	\$ Ohio State	1.0	3	1	1	0	1		

## 2004 • So.

Date	Opponent	IP	H	R	ER	BB	SO	Dec	
2-28	# Georgia Southern	^6.0	2	0	0	0	7	W	
3- 6	South Carolina	^4.0	4	5	5	4	3	L	
3-12	Auburn	^5.2	5	4	4	4	8	W	
3-19	Texas Tech	^6.0	4	1	0	1	5	W	
3-26	* Wake Forest	^7.0	3	3	0	4	5	W	
4- 2	* Maryland	^6.0	3	0	0	1	7	W	
4-21	Western Carolina	^1.0	0	0	0	0	0		
4-24	* N.C. State	^3.0	0	0	0	3	2		
5-20	* Duke	^4.0	2	1	0	0	1		
5-26	+ North Carolina	^3.2	7	4	4	1	2		

## 2006 • \*Jr.

Date	Opponent	IP	H	R	ER	BB	SO	Dec	
2-17	James Madison <sup>(1)</sup>	^5.0	2	0	0	1	9	W	
2-24	Mercer	^4.0	5	0	0	0	3	W	
3- 4	South Carolina	^3.1	5	5	4	5	2	L	
3-11	Kansas	^4.1	6	3	1	0	6		
3-18	* Virginia	^5.2	8	3	2	3	3	L	
3-25	* N.C. State	^7.0	5	2	1	3	5	W	
4- 1	* Miami (FL)	^6.2	4	2	0	3	7	W	
4- 8	* Maryland	^6.2	4	1	0	4	6		
4-15	* Georgia Tech	^4.0	5	4	4	4	3	L	
4-22	* Boston College <sup>(2)</sup>	^6.0	5	1	1	3	7	W	
4-29	* Virginia Tech	^5.0	7	4	4	0	6	W	
5- 9	* Duke	^4.0	4	2	2	1	4	W	
5-14	* Florida State	^6.2	7	2	2	2	3	W	
5-20	* Wake Forest	^3.2	3	3	0	1	3	W	
5-27	+ Georgia Tech <sup>(2)</sup>	^6.1	8	4	3	1	6		
6- 2	\$ North Carolina-Asheville <sup>N</sup>	^1.0	0	0	0	1	1		
6- 9	† Oral Roberts	^1.1	1	4	2	2	1		
6-20	! Cal State Fullerton	^0.1	4	3	3	0	0		

## #43 Sean Clark, RHP

2006 • *Jr.									
Date	Opponent	IP	H	R	ER	BB	SO	Dec	
2-17	James Madison <sup>(1)</sup>	3.0	1	0	0	1	2		
2-26	Mercer <sup>(2)</sup>	^1.0	1	1	1	1	0		
3- 8	William & Mary	3.0	3	2	1	1	4		
3-15	Gardner-Webb	1.0	1	0	0	0	0		
3-24	* N.C. State	0.1	3	2	2	1	1		
4-26	Wofford	1.0	1	1	0	0	1		
5-20	* Wake Forest	1.0	1	0	0	0	2		
5-28	+ N.C. State	^8.0	4	1	1	1	5	W	
6- 2	\$ North Carolina-Asheville <sup>N</sup>	^8.0	3	0	0	2	6	W	
6-10	† Oral Roberts	3.2	3	1	1	1	6		
6-16	! Georgia Tech	^6.0	7	4	4	2	3		

## #36 Stephen Clyne, RHP

2005 • *So.									
Date	Opponent	IP	H	R	ER	BB	SO	Dec	
2-20	% East Carolina	2.1	0	0	0	0	3		
2-25	California-Irvine	^1.0	0	0	0	0	3	S	
3- 4	Auburn	^0.1	1	0	0	2	1		
3-18	* North Carolina	^1.1	0	0	0	0	2		
3-23	Old Dominion	^2.1	0	0	0	0	2		
3-26	* Maryland <sup>(2)</sup>	1.0	0	0	0	0	2		
3-30	Coastal Carolina	^1.0	1	0	0	0	1		
4- 3	* Florida State <sup>(1)</sup>	^0.1	0	0	0	1	0		
4- 5	Georgia	0.2	4	3	3	1	1		
4-10	* Duke	^1.2	2	1	0	1	2	W	
4-17	* Virginia	1.1	3	2	2	0	0		
4-22	* N.C. State	^4.0	6	2	2	3	7		
4-26	Elon	^3.0	3	1	1	2	4	S	
4-30	* Georgia Tech	^0.1	0	0	0	0	0	W	
5- 8	* Virginia Tech	^2.2	6	3	2	0	1		
5-19	* Miami (FL)	^1.0	1	1	1	1	0		
5-25	+ Virginia	^0.2	0	0	0	0	1		
6- 3	\$ North Carolina A&T	^2.0	2	0	0	0	0		
6-12	† Baylor	^1.2	0	0	0	0	0		

## 2006 • \*Jr.

Date	Opponent	IP	H	R	ER	BB	SO	Dec	
2-19	James Madison	1.0	0	0	0	0	0		
2-26	Mercer <sup>(1)</sup>	1.1	1	0	0	0	1		
3- 8	William & Mary	2.0	0	0	0	0	2	W	
3-11	Kansas	^2.0	2	1	1	0	4	L	
3-18	* Virginia	0.0	2	4	4	2	0		
3-28	Georgia	0.1	1	0	0	0	0		
4- 4	Western Carolina	1.1	0	1	0	0	2		
4- 9	* Maryland	1.0	1	2	2	1	2		
4-16	* Georgia Tech	2.0	1	0	0	0	0		
4-19	Furman	^2.1	1	0	0	0	2		
4-21	* Boston College	0.2	1	0	0	0	0		
4-28	* Virginia Tech	^1.1	3	0	0	0	3		
5- 8	* Duke <sup>(2)</sup>	3.0	1	0	0	0	4		
5-12	* Florida State	^1.1	0	0	0	1	2		
5-20	* Wake Forest	2.1	1	0	0	0	3		
5-27	+ Georgia Tech <sup>(1)</sup>	2.1	2	0	0	1	1		

## #48 Josh Cribb, RHP

2003 • *Fr.									
Date	Opponent	IP	H	R	ER	BB	SO	Dec	
2-26	Charleston Southern	1.0	0	0	0	0	0		
3-11	Tennessee Tech	0.1	1	0	0	0	0		
3-17	† Georgia Southern <sup>G</sup>	1.0	0	0	0	1	1		
3-21	Maine	1.0	0	0	0	0	1		
3-25	Western Carolina	4.1	7	4	2	1	4		
4-13	* Florida State	2.0	0	0	0	0	1		
4-16	Coastal Carolina	2.0	1	0	0	1	2		
4-19	* Maryland <sup>(2)</sup>	0.0	3	3	3	1	0	L	
5- 6	* Duke	1.0	3	2	0	0	0		
5- 8	Furman	^6.0	9	4	4	1	3		
5-16	* Wake Forest	2.0	3	0	0	0	2		
5-22	+ North Carolina	2.0	5	2	2	1	2		
5-31	\$ Princeton	2.1	4	2	0	0	3		

## 2004 • \*So.

Date	Opponent	IP	H	R	ER	BB	SO	Dec	
2-29	# Georgia Southern	^1.0	1	0	0	0	1		
3- 5	College of Charleston	^4.0	2	0	0	0	3	S	
3-10	Wofford	1.0	0	0	0	0	1		
3-20	Texas Tech	1.0	1	1	1	0	0		
3-23	Elon	^5.2	3	2	1	1	6	W	
3-28	* Wake Forest	2.0	2	0	0	0	2		
4- 4	* Maryland	^1.0	1	0	0	0	2		
4- 7	South Carolina	5.0	2	0	0	0	4	W	
4-14	South Carolina	1.0	1	2	2	2	0		
4-17	* North Carolina	^1.2	3	2	1	1	3		
4-21	Western Carolina	3.0	7	2	2	1	1		
5- 2	* Florida State	^3.2	7	6	6	1	3		
5- 5	Charleston Southern	^3.1	0	0	0	1	4	W	
5- 9	Central Florida	^4.2	0	0	0	2	7		
5-14	* Georgia Tech	^4.1	7	6	5	3	2	L	
5-20	* Duke	3.0	0	0	0	0	2	W	
5-26	+ North Carolina	1.2	3	2	2	0	1		
5-28	+ North Carolina	3.2	2	0	0	1	6		
6- 4	\$ Birmingham-Southern	^4.0	1	0	0	0	5	S	
6- 6	\$ Georgia <sup>(1)</sup>	^6.0	6	5	5	2	5	W	

## 2005 • \*Jr.

Date	Opponent	IP	H	R	ER	BB	SO	Dec	
2-18	% West Virginia	^6.0	9	2	2	0	4	W	
2-25	California-Irvine	^6.1	5	1	1	2	8		
3- 4	Auburn	^4.0	8	2	2	0	4		
3-12	South Carolina	^5.1	8	4	4	3	4	L	
3-18	* North Carolina	^7.2	8	2	2	0	10	L	
3-25	* Maryland	^7.0	5	3	2	1	7	W	
4- 2	* Florida State	^4.0	9	3	2	1	3	L	
4- 5	Georgia	^1.1	1	2	2	3	1	L	
4-10	* Duke	^5.1	9	4	3	1	4		
4-16	* Virginia	^8.0	6	2	2	1	3		
4-20	South Carolina	^1.2	2	1	1	0	1	W	
4-24	* N.C. State	^6.0	7	6	6	2	6		
4-29	* Georgia Tech	^3.2	6	4	4	3	5		
5- 9	* Virginia Tech	^9.0	6	0	0	1	6	W	
5-14	* Wake Forest	^3.0	3	1	1	2	3	W	
5-20	* Miami (FL)	^7.0	7	2	2	1	9	W	
5-26	+ Miami (FL)	^9.0	6	1	1	0	8	W	
6- 4	\$ College of Charleston	^9.0	2	0	0	1	6	W	
6-12	† Baylor	^6.0	12	7	6	2	5	L	



# Career Individual Game-By-Game Pitching



## #20 Stephen Faris, RHP

2004 • Fr.												
Date	Opponent	IP	H	R	ER	BB	SO	Dec				
2-24	Charlotte	1.0	3	1	1	0	1					
2-29	# East Carolina	3.1	4	3	2	1	3	L				
3- 6	South Carolina	^2.2	2	0	0	0	2					
3-12	Auburn	0.1	2	1	0	0	0					
3-14	Auburn	0.2	1	1	1	0	0					
3-20	Texas Tech	1.1	3	2	2	1	1					
3-24	Elon	^3.1	6	5	5	0	2	L				
3-31	Georgia	^6.0	5	2	2	2	4	W				
4-10	* Virginia <sup>(2)</sup>	^6.1	4	3	3	1	2	L				
4-18	* North Carolina	^2.1	4	1	1	3	0					
4-21	Western Carolina	4.0	4	5	4	1	3					
5- 3	* Florida State	0.1	5	5	5	0	1					
5-12	College of Charleston	2.0	5	2	2	0	2					
5-14	* Georgia Tech	^1.2	2	1	1	0	1					
5-20	* Duke	^2.0	3	0	0	0	1					
5-27	+ Georgia Tech	0.2	0	0	0	1	0					
6- 6	\$ Georgia <sup>(2)</sup>	^4.0	4	3	3	1	1					

2005 • So.												
Date	Opponent	IP	H	R	ER	BB	SO	Dec				
2-19	% Coastal Carolina	^0.1	1	0	0	0	0					
2-27	California-Irvine	2.1	0	0	0	2	1					
3- 6	Auburn	^1.0	0	0	0	1	1					
3- 9	Winthrop	5.1	6	1	1	1	2					
3-16	Furman	^5.0	4	0	0	0	4	W				
3-20	* North Carolina	1.1	0	0	0	0	3					
3-22	Old Dominion	^2.0	0	0	0	0	3	S				
3-26	* Maryland <sup>(1)</sup>	^6.0	2	0	0	4	6	W				
4- 2	* Florida State	^4.0	1	0	0	2	6					
4- 6	Georgia	^9.0	5	4	1	3	8	L				
4-12	Western Carolina <sup>c</sup>	^5.0	3	2	0	2	1	W				
4-13	South Carolina	^9.0	5	2	2	1	7	W				
4-24	* N.C. State	^2.1	5	3	3	2	2	L				
4-29	* Georgia Tech	^5.1	11	8	8	2	4					
5- 8	* Virginia Tech	^3.1	5	6	5	1	3	L				
5-13	* Wake Forest	^9.0	6	1	1	1	5	W				
5-19	* Miami (FL)	^7.0	8	2	1	0	5	W				
5-25	+ Virginia	^7.1	8	3	2	0	4	L				
6- 3	* North Carolina A&T	^6.2	9	2	2	1	10					
6-11	! Baylor	^5.2	10	2	2	2	4					

2006 • Jr.												
Date	Opponent	IP	H	R	ER	BB	SO	Dec				
2-17	James Madison <sup>(2)</sup>	^6.0	1	0	0	0	6	W				
2-26	Mercer <sup>(1)</sup>	^5.2	4	0	0	3	5					
3- 5	South Carolina	^6.1	5	4	3	0	3					
3-12	Kansas	^7.0	3	2	2	2	10					
3-19	* Virginia	^6.1	9	4	4	2	5					
3-26	* N.C. State	^8.0	4	0	0	0	5	W				
4- 2	* Miami (FL)	^6.0	3	1	0	0	4	W				
4- 9	* Maryland	^6.0	7	5	1	2	5	W				
4-16	* Georgia Tech	^0.2	6	6	6	1	0	L				
4-22	* Boston College <sup>(1)</sup>	^1.2	4	3	3	2	1	L				
4-26	Wofford	^7.0	5	0	0	0	8	W				
5- 8	* Duke <sup>(2)</sup>	^3.0	0	0	0	0	3	W				
5-12	* Florida State	^7.2	3	1	1	2	4	W				
5-18	* Wake Forest	^6.0	2	0	0	0	4	W				
5-25	+ Georgia Tech	^7.0	3	1	1	2	8					
6- 3	\$ Elon	^8.0	5	3	3	0	7	W				
6-10	! Oral Roberts	^2.2	6	4	1	3	3					
6-18	! North Carolina	^8.0	7	2	2	1	5	L				

## #17 Chris Fidrych, LHP

2005 • Fr.												
Date	Opponent	IP	H	R	ER	BB	SO	Dec				
2-27	California-Irvine	^1.0	1	0	0	0	0					
3- 5	Auburn	^0.1	1	0	0	0	1					
3- 9	Winthrop	^0.2	0	0	0	0	1					
3-18	* North Carolina	0.0	1	0	0	0	0					
3-29	Coastal Carolina	2.0	5	3	3	2	1					
4-15	* Virginia	^1.0	0	0	0	1	1					
4-19	Western Carolina	4.0	1	0	0	0	4					
5- 1	* Georgia Tech	2.2	2	2	2	2	2					
5-19	* Miami (FL)	1.0	2	2	2	1	0					
6-12	! Baylor	1.1	0	0	0	0	3					

## #42 Drew Fiorenza, RHP

2005 • Jr.												
Date	Opponent	IP	H	R	ER	BB	SO	Dec				
2-18	% West Virginia	^1.0	1	0	0	1	1					
2-26	California-Irvine	^0.1	0	0	0	0	1	W				
3- 6	Auburn	1.2	0	0	0	0	1					
3- 9	Winthrop	0.2	0	1	0	2	1					
3-13	South Carolina	^0.2	3	1	1	0	1	L				
3-16	Furman	^1.0	1	0	0	2	2					
3-20	* North Carolina	^1.0	0	0	0	1	0					
3-25	* Maryland	^1.0	0	0	0	0	2					
3-29	Coastal Carolina	^1.0	1	0	0	1	1					
3-30	Coastal Carolina	1.0	0	0	0	0	0					
4- 5	Georgia	^2.1	5	4	4	3	4					
4- 9	* Duke	^1.0	2	2	2	1	1					
4-17	* Virginia	^0.2	3	1	1	0	0					
4-19	Western Carolina	2.0	2	0	0	0	1					
4-23	* N.C. State	^2.0	4	4	4	2	2					
5-15	* Wake Forest	^2.1	1	0	0	0	3	S				
5-21	* Miami (FL)	1.1	3	0	0	2	1	W				
6-13	! Baylor	^0.2	0	0	0	0	1					

2006 • Sr.												
Date	Opponent	IP	H	R	ER	BB	SO	Dec				
2-24	Mercer	^1.0	0	1	1	2	0					
3-15	Gardner-Webb	1.0	0	0	0	0	1					
3-18	* Virginia	^2.0	1	0	0	1	2					
3-29	Georgia	^4.0	4	1	1	1	3	S				
4- 2	* Miami (FL)	1.0	2	0	0	0	1					
4- 9	* Maryland	^1.0	1	0	0	0	2					
4-11	Western Carolina	1.0	3	2	2	1	2					
4-15	* Georgia Tech	^0.1	3	4	4	0	0					
4-30	* Virginia Tech	1.0	0	0	0	0	1					
5- 8	* Duke <sup>(2)</sup>	^1.0	0	0	0	0	1					
5-18	* Wake Forest	1.0	1	0	0	0	0					
5-28	+ N.C. State	0.2	3	3	3	0	2					

## #45 Ryan Hinson, LHP

2006 • Fr.									
Date	Opponent	IP	H	R	ER	BB	SO	Dec	
2-19	James Madison	1.0	1	1	0	2	2		
2-26	Mercer <sup>(2)</sup>	1.0	0	0	0	0	0		
3- 5	South Carolina	0.2	1	0	0	1	0		
3-15	Gardner-Webb	1.0	2	1	1	0	2		
3-21	Elon	^5.0	2	1	1	2	6	W	
4- 2	* Miami (FL)	1.0	0	0	0	0	2		
4- 5	South Carolina	^5.0	6	1	1	3	7		
4-14	* Georgia Tech	1.2	2	1	1	1	2	W	
4-16	* Georgia Tech	2.1	3	5	5	3	3		
4-22	* Boston College <sup>(2)</sup>	^3.0	1	0	0	0	1	S	
4-30	* Virginia Tech	1.0	0	0	0	0	1		
5- 8	* Duke <sup>(1)</sup>	0.0	1	0	0	0	0		
5- 9	* Duke	^1.0	0	0	0	0	0		
5-13	* Florida State	^2.2	1	0	0	0	2	W	
5-20	* Wake Forest	1.0	0	0	0	0	2		
5-27	+ Georgia Tech <sup>(1)</sup>	1.0	3	2	2	3	0		
6- 4	* Mississippi State	0.0	0	1	1	1	0		
6-16	! Georgia Tech	2.0	1	0	0	1	1	W	
6-20	! Cal State Fullerton	0.1	0	1	1	0	0		



# Career Individual Game-By-Game Pitching



## #40 Alex Martin, LHP

2006 • *Fr.										
Date	Opponent	IP	H	R	ER	BB	SO	Dec		
2-26	Mercer <sup>(2)</sup>	1.0	0	0	0	0	1			
3-10	Kansas	<sup>^</sup> 1.0	2	0	0	0	0			
3-22	Elon	3.1	4	0	0	0	1	W		
3-24	*N.C. State	3.0	0	0	0	3	3			
3-28	Georgia	0.1	0	0	0	0	0			
3-31	*Miami (FL)	4.0	3	2	2	2	2	W		
4- 5	South Carolina	0.1	2	1	1	1	0			
4- 8	*Maryland	0.1	1	0	0	0	0			
4-12	South Carolina	2.0	5	3	3	0	1			
4-15	*Georgia Tech	0.1	0	1	1	0	0			
4-16	*Georgia Tech	0.1	1	2	1	1	0			
5- 9	*Duke	1.0	0	0	0	1	0			
5-14	*Florida State	0.1	0	0	0	0	0			
5-18	*Wake Forest	1.0	3	1	1	0	0			

## #41 Daniel Moskos, LHP

2005 • Fr.										
Date	Opponent	IP	H	R	ER	BB	SO	Dec		
2-19	% Coastal Carolina	0.2	0	1	1	1	1	L		
2-20	% East Carolina	0.1	2	1	1	1	1			
2-25	California-Irvine	0.1	0	0	0	0	0	W		
2-26	California-Irvine	0.0	1	0	0	1	0			
3- 4	Auburn	1.0	0	1	1	1	0			
3- 9	Winthrop	0.1	0	0	0	1	0			
3-12	South Carolina	0.1	1	0	0	1	0			
3-16	Furman	1.0	1	1	1	1	0			
3-20	*North Carolina	0.1	2	1	1	0	0			
3-25	*Maryland	1.0	1	0	0	0	1			
3-26	*Maryland <sup>(2)</sup>	<sup>^</sup> 1.0	1	0	0	0	1			
3-30	Coastal Carolina	1.0	1	0	0	2	1			
4- 8	*Duke	<sup>^</sup> 2.0	0	0	0	1	4			
4-16	*Virginia	0.2	0	0	0	1	0			
4-22	*N.C. State	0.1	4	1	1	0	0			
4-27	Wofford	<sup>^</sup> 2.0	1	0	0	0	3			
4-29	*Georgia Tech	0.0	3	3	2	0	0	L		
5- 1	*Georgia Tech	<sup>^</sup> 2.2	2	0	0	0	2			
5-17	College of Charleston	0.1	2	1	1	1	0			
5-25	+ Virginia	1.0	2	2	1	1	1			
6- 3	\$ North Carolina A&T	0.1	0	0	0	0	0	W		

## 2006 • So.

Date	Opponent	IP	H	R	ER	BB	SO	Dec		
2-17	James Madison <sup>(2)</sup>	2.0	0	0	0	1	3			
2-24	Mercer	2.2	1	0	0	1	2			
2-26	Mercer <sup>(1)</sup>	0.2	2	2	0	0	1	L		
3- 4	South Carolina	<sup>^</sup> 4.2	2	1	1	1	1			
3- 8	William & Mary	<sup>^</sup> 1.0	0	0	0	1	1			
3-12	Kansas	1.0	0	0	0	1	2	W		
3-17	*Virginia	<sup>^</sup> 2.2	3	1	0	3	1	L		
3-19	*Virginia	1.1	2	2	2	1	0	L		
3-22	Elon	<sup>^</sup> 1.0	0	0	0	1	1	S		
3-25	*N.C. State	<sup>^</sup> 2.0	1	0	0	2	0	S		
3-28	Georgia	<sup>^</sup> 2.0	4	1	1	1	3	L		
3-31	*Miami (FL)	<sup>^</sup> 2.0	2	0	0	0	3	S		
4- 1	*Miami (FL)	<sup>^</sup> 0.1	0	0	0	0	1	S		
4- 5	South Carolina	<sup>^</sup> 3.1	0	0	0	1	2	W		
4- 8	*Maryland	<sup>^</sup> 0.1	0	0	0	0	1	W		
4-11	Western Carolina	<sup>^</sup> 1.2	0	0	0	0	2	S		
4-14	*Georgia Tech	<sup>^</sup> 2.0	1	0	0	0	2	S		
4-16	*Georgia Tech	<sup>^</sup> 0.2	3	2	2	1	0			
4-18	Winthrop	<sup>^</sup> 3.2	3	1	1	2	4			
4-21	*Boston College	<sup>^</sup> 1.1	2	0	0	0	1	S		
4-26	Wofford	<sup>^</sup> 1.0	0	0	0	0	3			
4-30	*Virginia Tech	<sup>^</sup> 1.0	2	1	1	1	1			
5- 8	*Duke <sup>(1)</sup>	<sup>^</sup> 1.0	0	0	0	1	1	S		
5-14	*Florida State	<sup>^</sup> 1.0	0	0	0	1	3			
5-16	College of Charleston	<sup>^</sup> 0.1	0	0	0	0	1	S		
5-19	*Wake Forest	<sup>^</sup> 1.0	0	0	0	0	1			
5-20	*Wake Forest	<sup>^</sup> 1.0	1	0	0	0	0			
5-25	+ Georgia Tech	<sup>^</sup> 2.0	3	1	1	1	3	W		
5-27	+ Georgia Tech <sup>(1)</sup>	<sup>^</sup> 2.0	5	3	3	0	1	L		
6- 4	\$ Mississippi State	<sup>^</sup> 2.2	0	0	0	0	3	S		
6- 9	† Oral Roberts	<sup>^</sup> 2.0	5	3	3	0	3	W		
6-16	! Georgia Tech	<sup>^</sup> 1.0	0	0	0	0	1			
6-20	! Cal State Fullerton	<sup>^</sup> 1.1	2	0	0	0	2			

## #46 Steve Richard, RHP

## 2006 • Jr.

Date	Opponent	IP	H	R	ER	BB	SO	Dec		
2-17	James Madison <sup>(2)</sup>	<sup>^</sup> 1.0	0	0	0	0	2	S		
2-19	James Madison	<sup>^</sup> 1.0	0	0	0	0	1			
2-26	Mercer <sup>(1)</sup>	<sup>^</sup> 1.1	4	1	1	0	0			
3- 5	South Carolina	<sup>^</sup> 1.1	0	0	0	1	0	S		
3-12	Kansas	<sup>^</sup> 1.0	1	1	1	1	1	S		
3-19	*Virginia	<sup>^</sup> 0.1	3	1	1	0	0			
3-22	Elon	1.0	0	0	0	1	0			
3-24	*N.C. State	<sup>^</sup> 0.1	0	0	0	0	1	S		
3-26	*N.C. State	<sup>^</sup> 1.0	2	2	2	0	0			
4- 2	*Miami (FL)	<sup>^</sup> 1.0	1	0	0	0	1			
4- 8	*Maryland	2.1	3	0	0	2	0			
4-11	Western Carolina	0.1	0	0	0	1	0			
4-15	*Georgia Tech	3.1	3	3	2	2	0			
4-19	Furman	0.2	5	4	4	0	1	L		
4-29	*Virginia Tech	<sup>^</sup> 1.0	1	0	0	0	1			
5- 8	*Duke <sup>(2)</sup>	1.0	1	0	0	0	0			
5- 9	*Duke	1.0	1	0	0	1	0			
5-14	*Florida State	1.0	0	0	0	0	1			
5-18	*Wake Forest	<sup>^</sup> 1.0	1	0	0	0	1			
5-24	+ Wake Forest	<sup>^</sup> 1.0	2	0	0	0	2			
6- 3	\$ Elon	<sup>^</sup> 1.0	1	0	0	0	2			

## #22 Matt Vaughn, RHP

## 2006 • Fr.

Date	Opponent	IP	H	R	ER	BB	SO	Dec		
2-17	James Madison <sup>(1)</sup>	<sup>^</sup> 1.0	1	1	1	1	1			
3- 3	College of Charleston	2.0	0	0	0	0	3			
3-10	Kansas	1.0	2	2	2	1	0			
3-15	Gardner-Webb	1.0	2	1	1	0	0			
3-22	Elon	2.0	0	0	0	0	3			
3-28	Georgia	1.2	3	4	1	2	2			
3-31	*Miami (FL)	0.2	1	0	0	0	0			
4- 4	Western Carolina	<sup>^</sup> 1.0	5	6	5	3	1	L		
4- 9	*Maryland	1.0	1	0	0	0	1			
4-12	South Carolina	<sup>^</sup> 1.0	2	1	1	0	2			
4-16	*Georgia Tech	0.0	3	4	4	0	0			
5- 8	*Duke <sup>(2)</sup>	1.0	1	0	0	0	2			
5-20	*Wake Forest	0.0	1	0	0	0	0			

## #31 P.J. Zocchi, RHP

## 2004 • Fr.

Date	Opponent	IP	H	R	ER	BB	SO	Dec		
2-24	Charlotte	1.0	1	0	0	0	0			
2-29	# Georgia Southern	3.0	1	0	0	0	5			
3- 3	Gardner-Webb	<sup>^</sup> 2.0	5	3	3	2	2			

## 2005 • \*Fr.

Date	Opponent	IP	H	R	ER	BB	SO	Dec		
4-19	Western Carolina	<sup>^</sup> 2.0	1	0	0	1	1	W		
4-27	Wofford	<sup>^</sup> 3.0	1	1	1	2	0			
5- 1	*Georgia Tech	1.1	2	0	0	1	1			
5-14	*Wake Forest	0.2	2	3	3	2	1			

## 2006 • \*So.

Date	Opponent	IP	H	R	ER	BB	SO	Dec		
2-19	James Madison	1.0	2	0	0	0	3			
2-24	Mercer	1.1	1	0	0	3	0			
3- 3	College of Charleston	<sup>^</sup> 6.0	5	0	0	2	4	W		
3-11	Kansas	2.2	3	2	2	2	5			
3-18	*Virginia	0.1	4	3	1	0	1			
3-22	Elon	<sup>^</sup> 1.2	2	4	4	4	3			
3-29	Georgia	<sup>^</sup> 5.0	8	6	6	1	6	W		
4- 4	Western Carolina	5.0	5	1	1	0	7			
4-11	Western Carolina	<sup>^</sup> 6.0	3	1	0	4	2	W		
4-16	*Georgia Tech	2.0	4	3	2	1	3			
4-19	Furman	<sup>^</sup> 6.0	4	1	1	2	6			
4-29	*Virginia Tech	3.0	2	0	0	1	4			
5- 8	*Duke <sup>(1)</sup>	1.1	0	0	0	1	2	W		
5-16	College of Charleston	<sup>^</sup> 8.2	5	0	0	1	8	W		
5-24	+ Wake Forest	<sup>^</sup> 6.0	4	1	1	1	3	W		
5-28	+ N.C. State	<sup>^</sup> 0.1	0	0	0	0	1	S		
6- 9	† Oral Roberts	5.0	6	1	1	1	3			
6-20	! Cal State Fullerton	6.0	7	2	2	2	5			

\* - start; ^ - finished game; \* - ACC regular-season game; † - Charleston, SC; ° - Kinston, NC; # - Keith LeClair Invitational at Greenville, NC; % - Baseball at The Beach at Myrtle Beach, SC; + - ACC Tournament; \$ - NCAA Regional; ‡ - NCAA Super Regional; ! - College World Series at Omaha, NE; ° - due to inclement weather, game was completed on Mar. 18; ° - due to inclement weather, game was completed on May 16; ° - due to inclement weather, game was completed on Apr. 19 at Clemson, SC; ° - due to inclement weather, game was completed on Jun. 3; Note: **Bold** denotes a Clemson home game.







# 2006 Clemson Boxscores



## Game 5 • Mercer 3, Clemson 2

February 26, 2006 (Game 1) • Doug Kingsmore Stadium • Clemson, SC

In game two (the first game of a doubleheader) on February 26, Mercer scored three unearned runs in the eighth inning for a 3-2 win over the #1 Tigers, breaking Clemson's 11-game home winning streak. **Jason Lowey** tied the score with a run-scoring single, then he along with **Tyler McCarty** scored on **Steve Karwatt's** two-run single. Clemson cut the Bear lead in half in the bottom of the eighth, but closer **Andrew Urena** struck out **Ben Hall** with the bases loaded to end the threat. The Tigers were 1-for-11 with two outs.

Mercer 3									Clemson 2								
(9-3)									(4-1)								
Player	AB	R	H	RBI	BB	SO	PO	A	Player	AB	R	H	RBI	BB	SO	PO	A
McCahill, 2B	5	0	2	0	0	1	1	1	Demmink, 3B	5	1	1	0	0	2	0	3
Renfro, CF	4	0	1	0	1	1	4	0	Chalk, CF	3	0	0	0	0	0	2	0
Barrett, DH/1B	4	0	1	0	0	0	1	2	Colvin, LF	4	1	3	1	0	1	0	0
Thompson, 1B/C	3	1	1	0	1	0	10	0	Storrier, RF	2	0	0	0	1	0	2	1
Armstrong, C	2	0	0	0	0	1	2	2	Mitchell, PR/RF	0	0	0	0	0	0	0	0
Einert, PH	0	0	0	0	1	0	0	0	M. Smith, 2B	2	0	0	0	1	1	0	2
Stuart, PR/C	0	0	0	0	0	0	0	1	D'Alessio, 1B	4	0	0	1	0	2	12	1
McCarty, PH	1	1	1	0	0	0	0	0	Hall, DH	4	0	0	0	0	1	0	0
Young, P	0	0	0	0	0	0	0	0	Widmann, SS	3	0	0	0	1	1	3	6
Urena, P	0	0	0	0	0	0	0	0	Casanova, C	2	0	0	0	1	0	8	1
Ja. Lowey, LF	4	1	1	1	0	0	5	0	J. Smith, PH	1	0	0	0	0	0	0	0
Karwatt, 3B	4	0	1	2	0	1	1	1									
Shaughnessy, SS	4	0	0	0	0	2	1	1									
Dortch, RF	4	0	3	0	0	1	2	0									
Totals	35	3	11	3	3	7	27	8	Totals	30	2	4	2	4	8	27	15

Score By Innings									R	H	E
Mercer	0	0	0	0	0	0	3	0	3	11	0
Clemson	1	0	0	0	0	0	1	0	2	4	2

E - Chalk (1), Widmann (1). DP - Clemson 1. LOB - Mercer 8, Clemson 8. 2B - Barrett (4), Colvin (1). HBP - M. Smith. SH - Chalk (2), Storrier (1). CS - Barrett (1).

Mercer									Clemson								
	IP	H	R	ER	BB	SO	AB	BF		IP	H	R	ER	BB	SO	AB	BF
Barrett (L)	7.0	3	1	1	2	5	22	27	Faris (R)	5.2	4	0	0	3	5	20	23
Young (R)	0.2	1	1	1	1	0	3	4	Clyne (R)	1.1	1	0	0	0	1	5	5
Urena (R)	1.1	0	0	0	1	3	5	6	Moskos (L)	0.2	2	2	0	0	1	4	4
									Richard (R)	1.1	4	1	1	0	0	6	6
Totals	9.0	4	2	2	4	8	30	37	Totals	9.0	11	3	0	3	7	35	38

Win - Barrett (2-0). Loss - Moskos (0-1). Save - Urena (4).  
 Umpires: HP - Brian Hale, 1B - Darion Padgett, 3B - Danny Everett  
 Start - 12:03 PM. Finish - 2:38 PM. Time - 2:35.

## Game 7 • Clemson 6, College of Charleston 0

March 3, 2006 • Patriots Point Field • Mount Pleasant, SC

Three pitchers combined for a six-hit shutout in #1 Clemson's 6-0 win at College of Charleston in front of a record crowd of 3,122 fans at Patriots Point Field on March 3. **P.J. Zocchi** pitched 6.0 innings, allowing five hits and two walks with four strikeouts to earn the win. The Tigers scored two runs apiece in the fourth, fifth, and sixth innings, highlighted by **Travis Storrier's** two-run, opposite-field homer in the fourth.

Clemson 6									(6-1)									College of Charleston 0									(7-3)								
Player	AB	R	H	RBI	BB	SO	PO	A	Player	AB	R	H	RBI	BB	SO	PO	A	Player	AB	R	H	RBI	BB	SO	PO	A									
Demmink, 3B	4	1	2	1	1	0	0	2	Coker, RF	3	0	1	0	1	0	1	0	1	Marmol, SS	4	0	0	0	0	1	2	2								
Chalk, CF	5	0	2	1	0	0	1	0	Friddle, LF	4	0	1	0	0	1	2	0	Harbin, 2B	5	0	1	0	0	1	0	3									
Leggett, 2B	0	0	0	0	0	0	0	0	Campbell, 2B	3	0	1	0	1	0	0	2	Leggett, 2B	0	0	0	0	0	0	0	0									
Colvin, LF	3	1	1	0	1	0	0	0	Garabedian, C	3	0	1	0	0	0	0	4	Colvin, LF	3	1	1	0	1	0	0	0									
Mitchell, PH/LF	1	0	0	0	0	1	0	0	Kirkpatrick, C	1	0	0	0	0	0	0	3	Mitchell, PH/LF	1	0	0	0	0	1	0	0									
Storrier, RF	5	1	3	2	0	1	1	0	Lasater, 1B	2	0	0	0	0	2	9	0	Storrier, RF	5	1	3	2	0	1	1	0									
M. Smith, DH	4	0	0	0	0	2	0	0	Harrington, PH/1B	1	0	0	0	0	1	1	0	M. Smith, DH	4	0	0	0	0	2	0	0									
J. Smith, PH/DH	1	0	0	0	0	0	0	0	Easterling, 3B	3	0	1	0	0	1	1	3	J. Smith, PH/DH	1	0	0	0	0	0	0	0									
D'Alessio, 1B	3	1	1	1	1	0	13	0	Beliveau, DH	2	0	0	0	0	0	0	0	D'Alessio, 1B	3	1	1	1	1	0	13	0									
Widmann, SS	3	1	0	0	1	1	3	4	Maiden, PH/DH	0	0	0	0	0	0	0	0	Widmann, SS	3	1	0	0	1	1	3	4									
Casanova, C	2	1	0	0	0	0	8	1	Cobb, CF	2	0	1	0	0	0	0	4	Casanova, C	2	1	0	0	0	0	8	1									
									McCORD, PH/CF	1	0	0	0	0	0	0	0																		
Totals	36	6	10	5	4	6	27	13	Totals	29	0	6	0	2	7	27	12	Totals	36	6	10	5	4	6	27	13									

Score By Innings									R	H	E	
Clemson	0	0	0	2	2	2	0	0	0	6	10	1
College of Charleston	0	0	0	0	0	0	0	0	0	0	6	2

E - Zocchi (1), Campbell (4), Easterling (5). DP - Clemson 2. LOB - Clemson 9, College of Charleston 5. 2B - Demmink (3), Chalk (2), Friddle (6), Cobb (3). HR - Storrier (1), D'Alessio (1). HBP - Casanova, Maiden. SH - Casanova (3).

Clemson									Charleston								
	IP	H	R	ER	BB	SO	AB	BF		IP	H	R	ER	BB	SO	AB	BF
Zocchi (R)	6.0	5	0	0	2	4	20	22	Godfrey (R)	5.0	7	6	6	3	2	22	26
Vaughn (R)	2.0	0	0	0	0	3	6	7	Monsma (L)	1.0	1	0	0	0	0	3	4
Kopp (R)	1.0	1	0	0	0	0	3	3	Bessellieure (R)	1.0	1	0	0	0	1	3	3
									Shamrock (L)	1.0	0	0	0	1	1	4	5
									Goldberg (R)	1.0	1	0	0	0	2	4	4
Totals	9.0	6	0	0	2	7	29	32	Totals	9.0	10	6	6	4	6	36	42

Win - Zocchi (1-0). Loss - Godfrey (2-2).  
 Umpires: HP - Michael Guerry, 1B - Randy Hoback, 3B - Chuck Stewart  
 Start - 4:59 PM. Finish - 7:20 PM. Time - 2:21. Attendance - 3,122

## Game 6 • Clemson 9, Mercer 4

February 26, 2006 (Game 2) • Doug Kingsmore Stadium • Clemson, SC

In game three (the second game of a doubleheader) on February 26, #1 Clemson had 14 hits, including seven doubles, in a 9-4 win. Mercer took a 1-0 lead in the first, but Clemson answered with three runs in the bottom of the first. The Tigers broke the game open with four runs in the fifth, keyed by four doubles.

Mercer 4									(9-4)									Clemson 9									(5-1)								
Player	AB	R	H	RBI	BB	SO	PO	A	Player	AB	R	H	RBI	BB	SO	PO	A	Player	AB	R	H	RBI	BB	SO	PO	A	Player	AB	R	H	RBI	BB	SO	PO	A
McCahill, 2B	4	1	1	0	0	1	2	1	Demmink, 3B	4	2	2	0	0	0	1	3	J. Smith, PH/3B	1	0	1	0	0	0	0	0	Chalk, CF	3	1	1	0	0	0	2	0
Renfro, CF	3	2	2	0	0	0	4	0	Mitchell, PH/CF	1	0	1	0	0	0	2	0	Colvin, LF	5	2	2	1	0	0	0	0	Storrier, RF	4	0	0	0	0	1	2	0
Barrett, 1B	3	1	1	1	1	0	9	0	M. Smith, 2B	3	1	1	2	0	0	2	5	Leggett, 2B	0	0	0	0	0	0	0	0	D'Alessio, 1B	4	2	3	3	0	1	14	0
Thompson, C	4	0	1	0	0	0	3	0	Ingram, DH	0	0	0	0	0	0	0	1	Burg, 1B	3	1	2	2	0	0	0	0	Widmann, SS	4	0	1	0	0	1	0	4
Einert, DH	4	0	0	1	0	0	0	0	Casanova, C	3	0	0	0	0	0	3	0	Hogan, PH/C	0	0	0	1	0	0	0	0	Karwatt, 3B	3	0	0	0	0	1	0	1
Ja. Lowey, LF	3	0	0	1	0	1	2	0										Dortch, RF	3	0	0	0	0	0	3	0									
Shaughnessy, SS	4	0	1	0	0	0	1	0																											
Karwatt, 3B	3	0	0	0	0	1	0	1																											
Dortch, RF	3	0	0	0	0	0	3	0																											
Totals	31	4	6	3	1	3	24	5	Totals	35	9	14	9	0	3	27	14																		



# 2006 Clemson Boxscores



## Game 9 • Clemson 6, South Carolina 4

March 5, 2006 • Doug Kingsmore Stadium • Clemson, SC

Top-ranked Clemson scored three runs in the seventh inning, capped by **Marquez Smith's** two-out, two-run single to left field, to rally for a 6-4 win over #9 South Carolina on March 5.

South Carolina 4									(9-2)									Clemson 6									(7-2)								
Player	AB	R	H	RBI	BB	SO	PO	A	Player	AB	R	H	RBI	BB	SO	PO	A	Player	AB	R	H	RBI	BB	SO	PO	A									
Hurst, LF	4	0	0	0	0	0	1	0	Demmink, 3B	5	0	1	0	0	0	0	0	Chalk, CF	3	1	2	1	0	0	2	0									
Campbell, CF	4	1	2	0	0	1	3	0	Harbin, 2B	4	2	3	0	0	0	1	5	Colvin, LF	3	1	0	0	0	1	3	1									
Giesler, 3B/1B	3	1	2	1	1	0	3	3	Storrier, RF	2	0	1	1	2	0	3	0	M. Smith, DH	3	0	1	2	0	0	0	0									
Grinestaff, DH	4	1	1	0	0	0	0	0	D'Alessio, 1B	4	0	0	0	0	1	11	0	Widmann, SS	4	2	2	0	0	1	4	3									
Smoak, 1B	2	0	1	2	0	0	10	1	Casanova, C	3	0	0	1	0	0	3	1																		
Darnell, PR/3B	1	1	0	0	0	0	0	0																											
Havens, SS	3	0	0	0	1	1	0	4																											
C. Brown, 2B	3	0	0	0	1	0	2	4																											
Stanley, RF	3	0	0	0	0	2	1	0																											
An. Crisp, PH	1	0	0	0	0	0	0	0																											
Kline, C	2	0	0	0	0	0	0	2																											
Martin, PH	1	0	1	1	0	0	0	0																											
Paxton, C	0	0	0	0	0	0	1	0																											
Totals	31	4	7	4	3	4	24	13	Totals	31	6	10	5	2	3	27	12																		

Score By Innings													R	H	E
South Carolina	2	0	1	0	0	0	1	0	0	0	0	0	4	7	1
Clemson	0	0	1	1	1	0	3	0	6	10	5	2	3	27	12

**E** - Havens (3), Widmann (2), Casanova (1). **DP** - South Carolina 1, Clemson 3. **LOB** - South Carolina 4, Clemson 7. **2B** - Smoak (5), Harbin (2). **3B** - Widmann (1). **HBP** - Smoak, Colvin. **SH** - Chalk (4), M. Smith (1), Casanova (4). **SB** - Campbell (1).

South Carolina									Clemson								
IP	H	R	ER	BB	SO	AB	BF		IP	H	R	ER	BB	SO	AB	BF	
Beverly (L)	4.2	6	3	2	0	1	18	20	Faris (R)	6.1	5	4	3	0	3	23	24
Cisco (R)	0.2	1	0	0	1	0	2	4	Cribb (R)	0.2	1	0	0	1	1	3	4
Tucker (L)	0.1	0	0	0	0	0	1	1	Hinson (L)	0.2	1	0	0	1	0	2	3
Lambert (R)	1.0	2	2	2	0	1	5	5	Richard (R)	1.1	0	0	0	1	0	3	4
Farotto (L)	0.0	0	1	1	0	0	0	1									
Jeffords (R)	0.0	0	0	0	1	0	0	1									
Valdes-Fauli (R)	1.1	1	0	0	0	1	5	5									
Totals	8.0	10	6	5	2	3	31	37	Totals	9.0	7	4	3	3	4	31	35

**Win** - Cribb (3-0). **Loss** - Lambert (2-1). **Save** - Richard (2).  
**Umpires**: HP - Jack Cox, 1B - Tony Maners, 3B - Tony Walsh  
**Start** - 2:03 PM. **Finish** - 4:33 PM. **Time** - 2:30. **Attendance** - 5,617

## Game 11 • Clemson 7, Kansas 2

March 10, 2006 • Doug Kingsmore Stadium • Clemson, SC

In game one on March 10, **Josh Cribb** pitched 7.0 scoreless innings of one-hit ball to lead #2 Clemson to a 7-2 Tiger victory over #25 Kansas. **Cribb** threw just 69 pitches and did not allow a baserunner past first base. Clemson snapped Kansas' eight-game winning streak, as the Jayhawks totaled only five hits. The Tigers scored four runs in the first three innings to take control. **Taylor Harbin** and **Stan Widmann** each went 3-for-4 with an RBI, while **Herman Demmink** added two hits and two RBIs in the Tigers' 12-hit attack.

Kansas 2									(14-5)									Clemson 7									(9-2)								
Player	AB	R	H	RBI	BB	SO	PO	A	Player	AB	R	H	RBI	BB	SO	PO	A	Player	AB	R	H	RBI	BB	SO	PO	A									
Murphy, CF	4	0	1	2	0	0	2	1	Demmink, 3B	4	1	2	2	0	0	0	3	J. Smith, PH/3B	1	0	0	0	0	1	0	0									
Ri. Price, SS	4	0	1	0	0	1	2	4	Chalk, CF	4	0	0	0	0	0	2	0	Mitchell, CF	0	0	0	0	0	0	0	0									
Schweitzer, 1B/2B	3	0	0	0	1	0	9	1	Harbin, 2B	4	2	3	1	0	0	4	2	Leggett, 2B	0	0	0	0	0	0	0	0									
Milner, RF	4	0	1	0	0	0	0	0	Colvin, LF	4	0	1	0	0	1	1	0	Storrier, RF	3	0	1	1	1	1	1	0									
Allman, LF	4	0	0	0	0	1	3	0	M. Smith, DH	2	1	0	1	1	0	0	0	Hall, PH/DH	1	1	1	0	0	0	0	0									
Morrison, 3B	3	0	1	0	1	0	1	4	D'Alessio, 1B	3	1	1	0	0	1	12	0	Ingram, PH/1B	1	0	0	0	0	0	0	0									
Simpson, DH	3	1	1	0	0	1	0	0	Widmann, SS	4	1	3	1	0	0	2	4	Casanova, C	3	0	0	1	0	1	5	0									
P. Land, PH	1	0	0	0	0	0	0	0	Burg, PH/C	1	0	0	0	0	0	0	0																		
Afenir, C	2	1	0	0	1	1	4	1																											
Berner, 2B	2	0	0	0	0	0	1	1																											
Ellrich, PH	1	0	0	0	0	0	0	0																											
Kelling, 1B	0	0	0	0	0	0	2	0																											
Totals	31	2	5	2	3	4	24	13	Totals	35	7	12	7	2	5	27	12																		

Score By Innings													R	H	E
Kansas	0	0	0	0	0	0	2	0	2	5	1				
Clemson	2	1	1	0	0	2	0	1	7	12	0				

**E** - Morrison (10). **DP** - Kansas 1, Clemson 1. **LOB** - Kansas 5, Clemson 6. **2B** - Murphy (6), Harbin (3). **SB** - Demmink (4), Colvin (4), Widmann 2 (3).

Kansas									Clemson								
IP	H	R	ER	BB	SO	AB	BF		IP	H	R	ER	BB	SO	AB	BF	
S. Land (L)	4.2	7	4	2	2	3	21	23	Cribb (R)	7.0	1	0	0	2	4	21	23
McNamara (R)	2.1	3	2	2	0	1	9	9	Vaughn (R)	1.0	2	2	2	1	0	5	6
Marks (L)	1.0	2	1	1	0	1	5	5	Martin (L)	1.0	2	0	0	0	0	5	5
Totals	8.0	12	7	5	2	5	35	37	Totals	9.0	5	2	2	3	4	31	34

**Win** - Cribb (4-0). **Loss** - S. Land (4-2).  
**Umpires**: HP - Arthur Schmidt, 1B - Joe Conley, 3B - Danny Everett  
**Start** - 4:05 PM. **Finish** - 6:34 PM. **Time** - 2:29. **Attendance** - 4,525

## Game 10 • Clemson 10, William & Mary 5

March 8, 2006 • Doug Kingsmore Stadium • Clemson, SC

An eight-run eighth inning led #2 Clemson to a come-from-behind 10-5 win over William & Mary on March 8. The Tribe led the entire game, but **Andy D'Alessio** tied the score in the eighth on a three-run homer. Then Clemson, aided by three errors, scored five more runs in the frame to put the game away.

William & Mary 5									(5-9)									Clemson 10									(8-2)								
Player	AB	R	H	RBI	BB	SO	PO	A	Player	AB	R	H	RBI	BB	SO	PO	A	Player	AB	R	H	RBI	BB	SO	PO	A									
Juliano, CF/LF	4	0	0	0	0	1	4	0	Demmink, DH	3	1	1	0	2	0	0	0	Chalk, CF	2	2	0	0	3	1	3	0									
Lunardi, 3B/1B	4	1	1	0	0	0	5	2	Harbin, 2B	5	2	1	0	0	0	1	4	Colvin, LF	4	1	1	2	1	0	3	0									
Maliniak, LF	4	0	0	0	0	1	5	0	Storrier, RF	3	1	2	2	0	0	1	0	M. Smith, 3B	2	1	1	1	2	0	0	4									
Grieve, CF	0	0	0	0	0	0	0	0	D'Alessio, 1B	5	1	3	3	0	0	9	1	Widmann, SS	5	1	1	0	0	0	1	1									
Sexton, SS/3B	4	2	1	1	0	0	1	0	Casanova, C	5	0	0	0	0	0	3	1	McCraw, PH	0	0	0	0	0	0	0	0									
Sosonko, DH	4	1	1	0	0	2	0	2	Hogan, PH/C	2	0	0	0	0	1	5	1	Guez, RF	4	1	2	0	0	0	3	0									
Sheridan, 1B	3	0	0	0	0	1	3	0	Williamson, 2B	3	0	1	0	1	0	2	1	Mante, C	3	0	1	1	0	2	1	1									
Stanfield, SS	0	0	0	0	0	0	0	0	Nickle, PH	1	0	0	0	0	1	0	0	Totals	34	5	7	2	2	8	24	6									
Totals	34	5	7	2	2	8	24	6	Totals	32	10	10	8	8	2	27	12																		







# 2006 Clemson Boxscores



## Game 17 • Virginia 7, Clemson 4

March 19, 2006 • UVa Baseball Stadium • Charlottesville, VA

In game three, Virginia rallied from a 4-1 deficit to defeat #2 Clemson 7-4 on March 19. The Cavaliers tied the score 4-4 in the seventh inning thanks to **Brandon Guyer's** two-run single, then took the lead with three runs in the eighth, highlighted by **Tim Henry's** run-scoring single up the middle. Clemson built its lead thanks to a two-run single by **Adrian Casanova** in the second inning and a two-run homer over the fence in centerfield by **Tyler Colvin** in the third inning. Virginia outit Clemson 14-6, led by **Brandon Marsh's** four hits and three runs scored. **Colvin** and **Stan Widmann** had two hits apiece for the Tigers. Clemson turned three double plays in the first four innings as well.

Clemson 4									Virginia 7								
(11-6, 0-3 ACC)									(19-4, 4-2 ACC)								
Player	AB	R	H	RBI	BB	SO	PO	A	Player	AB	R	H	RBI	BB	SO	PO	A
Demmink, 3B	5	0	0	0	0	2	0	1	Henry, CF	5	1	2	1	0	1	1	
Chalk, CF	2	1	0	0	2	1	3	0	Marsh, RF	5	3	4	1	0	0	1	0
Harbin, 2B	4	0	0	0	0	0	0	3	Doolittle, 1B	2	0	1	0	2	1	8	1
Colvin, LF	4	1	2	2	0	1	4	0	Adams, 2B	4	1	2	1	0	0	2	1
Storrier, RF	4	0	1	0	0	2	0	0	Guyler, LF	4	0	2	2	0	1	2	0
Mitchell, PR/RF	0	0	0	0	0	0	1	0	Hagan, DH	4	0	2	0	0	0	0	0
Hall, DH	3	1	0	0	1	1	0	0	Farrell, 3B	3	0	1	1	0	0	1	1
D'Alessio, 1B	4	0	0	0	0	1	6	0	Seabury, C	3	1	0	0	0	0	1	9
Widmann, SS	3	1	2	0	0	0	1	2	Miclat, SS	2	1	0	0	1	1	2	4
M. Smith, PH	1	0	0	0	0	1	0	0									
Casanova, C	2	0	1	2	1	0	5	0									
Burg, PH	1	0	0	0	0	0	0	0									
Totals	33	4	6	4	4	9	24	9	Totals	32	7	14	6	3	5	27	9

Score By Innings										R	H	E
Clemson	0	2	2	0	0	0	0	0	0	4	6	1
Virginia	1	0	0	0	1	2	3			7	14	1

E - Mitchell (1), Farrell (5). DP - Clemson 3, Virginia 1. LOB - Clemson 6, Virginia 10. 2B - Widmann (1) Doolittle (3). 3B - Marsh (2). HR - Colvin (5). HBP - Doolittle, Guyer, Seabury. SH - Adams (2), Miclat (2). SF - Farrell (3). SB - Widmann (4). CS - Mitchell (1).

Clemson									Virginia								
	IP	H	R	ER	BB	SO	AB	BF		IP	H	R	ER	BB	SO	AB	BF
Faris (R)	6.1	9	4	4	2	5	23	29	Ballard (L)	5.2	5	4	4	3	6	23	26
Moskos (L)	1.1	2	2	2	1	0	5	8	Schwimer (R)	2.0	1	0	0	1	1	6	7
Richard (R)	0.1	3	1	1	0	0	4	4	Lambert (L)	1.1	0	0	0	0	2	4	4
Totals	8.0	14	7	7	3	5	32	41	Totals	9.0	6	4	4	4	9	33	37

Win - Lambert (2-1). Loss - Moskos (1-3).

Umpires: HP - Rick Darby, 1B - Tony Maners, 3B - Junior Creech

Start - 1:04 PM. Finish - 3:48 PM. Time - 2:44. Attendance - 1,879

## Game 19 • Clemson 7, Elon 4

March 22, 2006 • Doug Kingsmore Stadium • Clemson, SC

In game two on March 22, #10 Clemson managed just three hits, but capitalized on five Elon errors and seven walks in a 7-4 victory. Clemson scored five runs in the first four innings on only two hits, then **Andy D'Alessio** gave the Tigers a three-run cushion with a towering two-run homer in the seventh inning. Freshman lefty **Alex Martin** pitched 3.1 shutout innings in relief to earn his first career win, while **Matt Vaughn**, **Steve Richard**, and **Daniel Moskos** pitched the final 4.0 innings without allowing a run to close out the game. **Moskos** also picked up his first career save. Clemson stole three bases and did not commit an error as well.

Elon 4									(17-8)									Clemson 7									(13-6)								
Player	AB	R	H	RBI	BB	SO	PO	A	Player	AB	R	H	RBI	BB	SO	PO	A	Player	AB	R	H	RBI	BB	SO	PO	A									
Jobe, 2B	4	1	1	1	1	0	2	3	Demmink, 3B	3	1	1	0	2	1	0	1	D'Alessio, 1B	4	1	1	3	0	0	9	0									
Weaver, 3B	3	0	0	0	1	1	0	2	Chalk, CF	2	1	0	0	1	0	0	0	Burg, DH	3	1	0	0	1	0	0	0									
Price, LF	5	0	2	1	0	1	5	0	Harbin, 2B	3	1	0	1	0	0	2	4	Widmann, SS	3	1	1	1	1	0	1	5									
Vasami, 1B	4	0	0	0	0	0	9	2	Colvin, LF	3	0	0	0	1	0	3	0	Mitchell, RF	4	0	0	0	0	0	4	0									
Rodebaugh, DH	2	0	0	0	0	1	0	0	D'Alessio, 1B	4	1	1	3	0	0	9	0	Hogan, C	3	1	0	1	0	0	7	0									
R. Radford, PH/DH	2	0	1	0	0	0	0	0	Burg, DH	3	1	0	0	1	0	0	0	Casanova, C	0	0	0	0	1	0	1	0									
Rembert, R/FC	3	1	1	0	1	0	1	0	Widmann, SS	3	1	1	1	1	0	1	5																		
Irvine, C	2	0	0	0	0	2	0	0	Mitchell, RF	4	0	0	0	0	0	4	0																		
Bennett, PH/SS	1	0	0	0	1	0	0	2	Hogan, C	3	1	0	1	0	0	7	0																		
Snyder, SS/CF	3	1	0	0	1	1	0	2	Casanova, C	0	0	0	0	1	0	1	0																		
Addison, CF/RF	3	1	1	0	1	2	4	0																											
Totals	32	4	6	2	6	8	24	11	Totals	28	7	3	6	7	1	27	10																		

Score By Innings										R	H	E
Elon	1	3	0	0	0	0	0	0	0	4	6	5
Clemson	2	1	1	0	0	2	0			7	3	0

E - Weaver (4), Rembert (2), Irvine 2 (3), Bors (1). LOB - Elon 8, Clemson 7. 2B - Jobe (6). HR - D'Alessio (4). HBP - Chalk. SH - Weaver (4), Chalk (6). SF - Harbin (1). SB - Demmink (8), Colvin (6), Burg (1).

Elon									Clemson								
IP	H	R	ER	BB	SO	AB	BF		IP	H	R	ER	BB	SO	AB	BF	
Bors (R)	1.2	0	3	1	3	0	5	10	Zocchi (R)	1.2	2	4	4	4	3	6	11
Lewter (L)	4.2	3	4	2	3	0	18	22	Martin (L)	3.1	4	0	0	0	1	14	14
Tilley (R)	1.0	0	0	0	0	0	3	3	Vaughn (R)	2.0	0	0	0	0	3	6	6
Porter (R)	0.2	0	0	0	1	1	2	3	Richard (R)	1.0	0	0	0	1	0	3	4
									Moskos (L)	1.0	0	0	0	1	1	3	4
Totals	8.0	3	7	3	7	1	28	38	Totals	9.0	6	4	4	6	8	32	39

Win - Martin (1-0). Loss - Lewter (0-1). Save - Moskos (1).

Umpires: HP - Mike Mazzarisi, 1B - Danny Everett, 3B - Steve Manders

Start - 4:05 PM. Finish - 6:38 PM. Time - 2:33. Attendance - 3,136

## Game 18 • Clemson 5, Elon 3

March 21, 2006 • Doug Kingsmore Stadium • Clemson, SC

In game one on March 21, freshman lefthander **Ryan Hinson** pitched 5.0 solid innings in relief to lead #10 Clemson to a 5-3 victory over Elon. **Hinson** earned his first career win by pitching the final 5.0 innings, allowing only one run on two hits (both with two outs in the ninth inning) while striking out six. Five different Tigers had at least two hits, including **Herman Demmink**, **Brad Chalk**, **Tyler Colvin**, **Andy D'Alessio**, and **Stan Widmann**. **D'Alessio**, who had a three-run home run in the third inning that put Clemson ahead for good. The Tigers also stole five bases, including two by **Demmink**. Starter **David Kopp** pitched 4.0 innings, allowing six hits and two runs (one earned), but did not factor in the decision. Clemson snapped its three-game losing streak and Elon's six-game winning streak with the victory.

Elon 3									(17-7)									Clemson 5									(12-6)								
Player	AB	R	H	RBI	BB	SO	PO	A	Player	AB	R	H	RBI	BB	SO	PO	A	Player	AB	R	H	RBI	BB	SO	PO	A									
Jobe, 2B	4	0	2	0	1	0	2	5	Demmink, 3B	4	1	2	0	1	0	1	3	Chalk, CF	4	1	2	1	0	0	2	0									
Weaver, 3B	5	0	2	0	0	1	1	0	Harbin, 2B	4	1	1	0	0	0	3	1	Colvin, LF	3	1	2	1	1	0	3	1									
Price, LF	4	1	0	0	0	0	1	0	D'Alessio, 1B	4	1	2	3	0	0	9	0	M. Smith, DH	4	0	1	0	0	1	0	0									
Vasami, 1B	3	0	1	0	1	1	8	0	Widmann, SS	4	0	2	0	0	0	0	5	Mitchell, RF	3	0	1	0	0	0	2	0									
Rodebaugh, DH	3	1	1	0	1	1	0	0	Casanova, C	4	0	0	0	0	2	7	1																		
Rembert, RF	3	0	1	1	1	1	5	0																											
Irvine, C	3	0	0	0	0	1	2	2																											
R. Radford, PH	1	0	0	0	0	0	0	0																											
Bennett, SS	3	0	0	1	0	2	2	4																											
Addison, CF	4	1	1	1	0	0	3	0																											
Totals	33	3	8	3	4	7	24	13	Totals	34	5	13	5	2	3	27	12																		



# 2006 Clemson Boxscores



## Game 21 • Clemson 4, N.C. State 2

March 25, 2006 • Doug Kingsmore Stadium • Clemson, SC

In game two, #10 Clemson scored four runs in the fourth inning to come away with a 4-2 win over #25 N.C. State on March 25. Triples by **Brad Chalk** and **Tyler Colvin** along with a double by **Taylor Harbin** to lead off the fourth sparked the rally. After scoring two runs in the eighth, N.C. State threatened in the ninth, but **Matt Camp**, the potential tying run, was thrown out by **Chalk** (after rounding second base too far after **Jon Still** singled) to end the game. **Jason Berken** allowed just five runs and one earned run in 7.0 innings pitched to record the win, while **Daniel Moskos** pitched 2.0 scoreless innings to pick up the save.

N.C. State 2									(21-7, 5-3 ACC)									Clemson 4									(15-6, 2-3 ACC)								
Player	AB	R	H	RBI	BB	SO	PO	A	Player	AB	R	H	RBI	BB	SO	PO	A	Player	AB	R	H	RBI	BB	SO	PO	A									
Camp, CF	3	1	0	0	2	0	2	0	Demmink, 3B	4	0	1	0	0	2	0	2	Storror, PH/DH	1	0	0	0	0	0	0	0									
Hubbard, LF	3	1	0	0	1	1	1	0	Chalk, CF	4	1	1	0	0	1	2	1	Widmann, SS	2	0	0	0	1	1	1	2									
Still, PH	1	0	1	0	0	0	0	0	Harbin, 2B	3	1	1	1	0	1	7	5	Mitchell, RF	3	0	1	1	0	1	1	0									
Bates, 1B	3	0	1	0	1	1	5	3	Colvin, LF	4	1	1	1	0	0	0	1	Casanova, C	3	0	0	0	0	1	4	1									
Cone, DH	2	0	0	0	0	1	0	0	D'Alessio, 1B	4	0	1	0	0	2	12	0																		
Pond, PH	0	0	0	1	1	0	0	0	Hall, DH	1	1	1	1	2	0	0	0																		
M. Jones, PR/DH	0	0	0	0	0	0	0	0			1	0	0	0	0	0	0																		
Corona, 2B	3	0	1	1	0	0	1	2	Storror, PH/DH	1	0	0	0	0	0	0	0																		
Aragon, RF	4	0	1	0	0	1	1	0	Widmann, SS	2	0	0	0	1	1	1	2																		
Mangini, 3B	4	0	2	0	0	0	1	0	Mitchell, RF	3	0	1	1	0	1	1	0																		
Mangum, C	3	0	0	0	0	1	8	1	Casanova, C	3	0	0	0	0	1	4	1																		
Diaz, SS	4	0	0	0	0	0	4	1																											
Totals	30	2	6	2	5	5	24	10	Totals	29	4	7	4	3	9	27	14																		

Score By Innings										R	H	E
N.C. State	0	0	0	0	0	0	2	0	0	2	6	2
Clemson	0	0	0	4	0	0	0	0	0	4	7	3

E - Demmink 2 (6), Widmann (6). DP - Clemson 2. LOB - N.C. State 9, Clemson 5. 2B - Harbin (6). 3B - Chalk (2), Colvin (1). HBP - Cone, Harbin. SH - Mangum (6). SF - Corona (5). SB - Corona (3), Chalk (3). CS - Hall (2).

N.C. State	IP	H	R	ER	BB	SO	AB	BF	Clemson	IP	H	R	ER	BB	SO	AB	BF
Surkamp (L)	5.2	6	4	4	3	7	21	25	Berken (R)	7.0	5	2	1	3	5	25	30
Brookens (R)	2.0	0	0	0	0	2	6	6	Moskos (L)	2.0	1	0	0	2	0	5	8
Engle (L)	0.0	1	0	0	0	0	1	1									
McLaurin (R)	0.1	0	0	0	0	0	1	1									
<b>Totals</b>	<b>8.0</b>	<b>7</b>	<b>4</b>	<b>4</b>	<b>3</b>	<b>9</b>	<b>29</b>	<b>33</b>	<b>Totals</b>	<b>9.0</b>	<b>6</b>	<b>2</b>	<b>1</b>	<b>5</b>	<b>5</b>	<b>30</b>	<b>38</b>

Win - Berken (3-2). Loss - Surkamp (2-1). Save - Moskos (2).  
 Umpires: HP - Scott Graham, 1B - Bruce Ravan, 3B - Jack Cox  
 Start - 7:03 PM. Finish - 9:35 PM. Time - 2:32. Attendance - 3,914

## Game 23 • Georgia 12, Clemson 11 (10 Innings)

March 28, 2006 • Foley Field • Athens, GA

**Josh Morris'** walkoff single with two outs in the 10th inning lifted #19 Georgia to a 12-11 win over #9 Clemson in Athens on March 28. The wild contest featured 23 runs, 32 hits, four Clemson homers, and four costly Tiger errors. The back-and-forth game saw Clemson take a 5-3 lead after trailing 3-0 thanks to homers by **Andy D'Alessio** and **Marquez Smith**. D'Alessio later added another home run, while **Tyler Colvin** hit a three-run homer in the seventh. Every Tiger starter had at least one hit.

Clemson 11 (16-7)										Georgia 12 (18-5)									
Player	AB	R	H	RBI	BB	SO	PO	A		Player	AB	R	H	RBI	BB	SO	PO	A	
Demmink, DH	6	2	2	0	0	1	0	0		Side, CF	6	1	2	1	0	2	2	0	
Chalk, CF	2	2	1	0	1	0	3	0		Beckham, SS	6	1	1	0	0	1	1	5	
Harbin, 2B	4	0	1	3	0	0	3	4		Felmy, RF	6	3	3	1	0	0	3	0	
Colvin, LF	5	2	3	3	0	0	0	0		Robbins, DH	4	1	1	1	2	1	0	0	
D'Alessio, 1B	5	3	3	3	0	1	11	0		Jacobs, C	4	2	4	2	1	0	5	0	
M. Smith, 3B	5	1	1	2	0	1	0	4		Wyatt, LF	4	2	2	0	0	1	3	0	
Storror, RF	3	0	1	0	0	0	0	0		Jacobs, C	0	0	0	0	0	0	0	0	
Mitchell, RF	2	0	0	0	0	0	1	0		Olson, PH	2	0	0	0	0	2	0	0	
Widmann, SS	4	0	1	0	1	1	0	3		Cannady, PH/LF	2	0	0	0	0	2	0	0	
Casanova, C	5	1	2	0	0	1	10	0		Morris, 1B	5	1	2	2	1	1	14	0	
Ingram, PR	0	0	0	0	0	0	0	0		Peisel, 3B	5	1	2	0	0	1	0	0	
Hogan, C	0	0	0	0	0	0	1	0		Dunn, 2B	5	0	0	1	0	2	2	2	
<b>Totals</b>	<b>41</b>	<b>11</b>	<b>15</b>	<b>11</b>	<b>2</b>	<b>5</b>	<b>29</b>	<b>13</b>		<b>Totals</b>	<b>47</b>	<b>12</b>	<b>17</b>	<b>8</b>	<b>4</b>	<b>11</b>	<b>30</b>	<b>12</b>	

Score By Innings										R	H	E	
Clemson	0	2	1	2	1	0	4	0	1	0	11	15	4
Georgia	3	0	0	0	0	4	3	1	0	1	12	17	0

E - Colvin (1), Widmann 2 (8), Casanova (6). DP - Clemson 1. LOB - Clemson 5, Georgia 11. 2B - Demmink 2 (7), Harbin (7), Casanova (4), Side (7), Robbins (7), Jacobs (7). HR - Colvin (6), D'Alessio 2 (7), M. Smith (3). SH - Chalk 2 (9). SF - Harbin (2), Jacobs (3). SB - Morris (1), Peisel (1). CS - Colvin (2).

Clemson	IP	H	R	ER	BB	SO	AB	BF	Georgia	IP	H	R	ER	BB	SO	AB	BF
Kopp (R)	5.1	9	7	6	1	6	24	26	Jeffers (R)	4.0	6	5	5	0	2	17	18
Martin (L)	0.1	0	0	0	0	0	1	1	Leaver (L)	2.2	6	5	5	1	2	11	14
Clyne (R)	0.1	1	0	0	0	0	2	2	McDaniel (R)	1.1	0	0	0	1	0	4	5
Vaughn (R)	1.2	3	4	1	2	2	10	12	Fields (R)	2.0	3	1	1	0	1	9	9
Moskos (L)	2.0	4	1	1	1	3	10	11									
<b>Totals</b>	<b>9.2</b>	<b>17</b>	<b>12</b>	<b>8</b>	<b>4</b>	<b>11</b>	<b>47</b>	<b>52</b>	<b>Totals</b>	<b>10.0</b>	<b>15</b>	<b>11</b>	<b>11</b>	<b>2</b>	<b>5</b>	<b>41</b>	<b>46</b>

Win - Fields (2-0). Loss - Moskos (1-4).  
 Umpires: HP - David Savage, 1B - Steve Manders, 3B - Danny Everett  
 Start - 7:00 PM. Finish - 10:13 PM. Time - 3:13. Attendance - 1,811

## Game 22 • Clemson 6, N.C. State 2

March 26, 2006 • Doug Kingsmore Stadium • Clemson, SC

In game three, #10 Clemson defeated #12 N.C. State 6-2 on March 26 to sweep the series. The Tigers, who scored in only three different innings in the first two games, scored in five different innings in game three, totaling 10 hits as well. **Stephen Faris** pitched 8.0 shutout innings, allowing only four hits and no walks with five strikeouts, to earn the victory. **Tyler Colvin** went 3-for-3 with two doubles, two walks, and two RBIs. Clemson scored three unearned runs thanks to two errors by first-baseman **Aaron Bates**, while the Tigers did not commit an error. Clemson also walked eight times and stole five bases.

N.C. State 2									(21-8, 5-4 ACC)									Clemson 6									(16-6, 3-3 ACC)								
Player	AB	R	H	RBI	BB	SO	PO	A	Player	AB	R	H	RBI	BB	SO	PO	A	Player	AB	R	H	RBI	BB	SO	PO	A									
Camp, CF	4	0	0	0	0	1	0	1	Demmink, 3B	5	1	1	0	0	0	0	1	Chalk, CF	2	1	0	0	0	3	1	1	0								
Corona, 2B	4	1	1	0	0	0	2	6	Harbin, 2B	5	0	1	0	0	0	1	4	Colvin, LF	3	1	3	2	2	0	4	0									
Bates, 1B	4	1	2	2	0	0	13	0	Colvin, LF	3	1	3	2	2	0	4	0	D'Alessio, 1B	5	0	0	0	0	0	3	14	0								
Aragon, RF	3	0	0	0	0	1	1	0	M. Smith, DH	4	0	1	1	0	1	0	0	Widmann, SS	3	1	2	0	1	0	1	6									
Still, DH	2	0	0	0	0	1	0	0	Mitchell, RF	4	1	1	0	0	2	1	0	Casanova, C	1	1	1	0	2	0	5	0									
Cone, PH/DH	2	0	0	0	0	0	0	0																											
Pond, LF	2	0	0	0	0	1	0	0																											
Hubbard, PH/LF	2	0	0	0	0	0	0	0																											
Mangini, 3B	3	0	2	0	0	0	2	4																											
Mangum, C	3	0	1	0	0	1	5	2																											
Diaz, SS	3	0	0	0	0	0	1	4																											
Totals	32	2	6	2	0	5	24	18	Totals	32	6	10	3	8	7	27	14																		

Score By Innings										R	H	E
N.C. State	0	0	0	0	0	0	0	2	0	2	6	2
Clemson	1	0	0	2	1	1	0	1	0	6	10	0

E - Bates 2 (6). DP - N.C. State 2, Clemson 1. LOB - N.C. State 4, Clemson 11. 2B - Bates (11), Colvin 2 (8), Casanova (3). HR - Bates (5). HBP - Aragon. SH - Casanova (5). SB - Colvin (7), M. Smith (2), Widmann 2 (6), Casanova (1).

N.C. State	IP	H	R	ER	BB	SO	AB	BF	Clemson	IP	H	R	ER	BB	SO	AB	BF	
Brackman (R)	4.2	8	4	2	4	5	19	24	Faris (R)	8.0	4	0	0	0	0	5	27	27
High (R)	0.1	0	0	0	1	0	1	2	Richard (R)	1.0	2	2	2	0	0	5	6	
Hobson (R)	2.0	1	2	1	2	2	8	10										
Engle (L)	0.1	0	0	0	1	0	1	2										
Walls (R)	0.2	1	0	0	0	0	3	3										
Totals	8.0	10	6	3	8	7	32	41	Totals	9.0	6	2	2	0	5	32	33	

Win - Faris (2-0). Loss - Brackman (0-2).  
 Umpires: HP - Bruce Ravan, 1B - Jack Cox, 3B - Scott Graham  
 Start - 1:03 PM. Finish - 3:27 PM. Time - 2:24. Attendance - 4,782

## Game 24 • Clemson 10, Georgia 7

March 29, 2006 • Doug Kingsmore Stadium • Clemson, SC

In the return trip to Clemson on March 29, the #9 Tigers scored five runs in the first inning on their way to a 10-7 victory over #19 Georgia at Doug Kingsmore Stadium. **Andy D'Alessio** hit a bases-clearing double in the first to highlight the frame, as he totaled four RBIs on the evening. **Herman Demmink** added a solo homer, two singles, and three RBIs, while **Marquez Smith** belted two doubles. Clemson out-hit Georgia 13-12. **P.J. Zocchi** allowed six runs on eight hits in 5.0 innings, but walked only one and struck out six to earn the win. **Drew Fiorenza** allowed one run on four hits in the final 4.0 innings to earn the save as well.

Georgia 7									(18-6)									Clemson 10									(17-7)								
Player	AB	R	H	RBI	BB	SO	PO	A	Player	AB	R	H	RBI	BB	SO	PO	A	Player	AB	R	H	RBI	BB	SO	PO	A									
Side, CF	5	0	2	0	0	2	3	1	Demmink, 3B	4	2	3	3	1	0	0	2	Chalk, CF	5	1	2	0	0	0	5	0									
Beckham, SS	5	0	0	0	0	2	1	5	Harbin, 2B	4	1	1	1	0	0	0	4	Harbin, 2B	4	1	1	1	0	0	0	4									
Felmy, RF	5	0	2	0	0	0	3	0	Colvin, LF	3	2	2	0	2	0	0	0	M, Alessio, 1B	4	1	2	4	0	0	9	0									
Robbins, DH	4	1	0	0	1	1	0	0	M, Smith, DH	4	2	2	0	0	0	0	0	Storror, RF	4	0	0	0	0	0	0	0									
Jacobs, C	4	2	3	1	0	0	1	1	Mitchell, RF	0	0	0	0	0	0	1	0	Widmann, SS	3	1	1	1	1	1	2	2									
Morris, 1B	3	0	0	0	1	2	11	1	Casanova, C	3	0	0	0	0	0	0	0	Totals	34	10	13	9	4	1	27	10									
Olson, LF	4	3	2	1	0	0	2	0	Totals	34	10	13	9	4	1	27	10																		
Peisel, 3B	4	1	1	2	0	2	1	1																											
Dunn, 2B	4	0	2	2	0	0	2	4																											
Totals	38	7	12	6	2	9	24	13																											





# 2006 Clemson Boxscores



## Game 25 • Clemson 8, Miami (FL) 6

March 31, 2006 • Mark Light Field • Coral Gables, FL

In game one, #9 Clemson outlasted #11 Miami (FL) 8-6 on March 31. **Adrian Casanova** and **Taylor Harbin** each hit two-run homers in the fourth inning, while **Andy D'Alessio** added three hits, including two doubles, and three RBIs. The Tigers broke Miami's 12-game home winning streak, and in the process earned their 600th all-time ACC regular-season win, more than any other school. **Alex Martin** earned the win in relief in 4.0 innings of work, while **Daniel Moskos** pitched 2.0 scoreless innings with three strikeouts to record the save.

Clemson 8 (18-7, 4-3 ACC)										Miami 6 (23-8, 8-2 ACC)									
Player	AB	R	H	RBI	BB	SO	PO	A		Player	AB	R	H	RBI	BB	SO	PO	A	
Demmink, 3B	4	1	0	0	1	0	0	4		Weeks, 2B	3	1	0	0	1	1	3	3	
Chalk, CF	3	3	2	0	1	0	1	0		Jay, CF	3	2	0	0	1	1	5	0	
Harbin, 2B	5	1	1	2	0	1	2	4		Alonso, 1B	4	1	1	3	0	0	12	0	
Colvin, LF	4	0	1	0	1	0	1	0		Valencia, 3B	4	1	2	0	1	0	1	2	
D'Alessio, 1B	5	1	3	3	0	0	15	0		Giles, RF	3	0	2	0	1	1	0	0	
M. Smith, DH	3	0	0	0	1	0	0	0		Rodriguez, C	3	0	0	1	0	0	4	1	
Storrier, RF	4	0	0	0	1	0	0	0		Raben, DH	2	0	0	1	1	1	0	0	
Mitchell, PR/RF	0	0	0	0	0	0	0	0		O'Brien, PH/DH	1	0	0	0	0	0	0	0	
Widmann, SS	3	1	1	0	1	1	3	5		Diaz, SS	4	0	1	0	0	0	1	3	
Casanova, C	5	1	2	2	0	1	5	2		Tekotte, LF	4	1	2	0	0	2	1	1	
<b>Totals</b>	<b>36</b>	<b>8</b>	<b>10</b>	<b>7</b>	<b>6</b>	<b>3</b>	<b>27</b>	<b>16</b>		<b>Totals</b>	<b>31</b>	<b>6</b>	<b>8</b>	<b>5</b>	<b>5</b>	<b>6</b>	<b>27</b>	<b>12</b>	

### Score By Innings

	Clemson	Miami
1	2	0
2	0	1
3	4	0
4	0	0
5	0	0
6	0	1
7	0	0
8	0	0
9	0	0
<b>Total</b>	<b>6</b>	<b>8</b>

**E** - Demmink (7), Weeks (8). **DP** - Clemson 1, Miami 1. **LOB** - Clemson 10, Miami 8. **2B** - D'Alessio 2 (9), Giles (8), Tekotte (3). **HR** - Harbin (1), Casanova (2), Alonso (5). **HBP** - Chalk, M. Smith, Widmann, Weeks, Giles. **SH** - Jay (5), Rodriguez (3). **SF** - Alonso (4). **SB** - Chalk (4), D'Alessio (2), Mitchell (2), Widmann (7), Jay (12), Diaz (4). **CS** - Weeks (2).

Clemson										Miami									
Player	IP	H	R	ER	BB	SO	AB	BF		Player	IP	H	R	ER	BB	SO	AB	BF	
Cribb (R)	2.1	2	4	2	3	1	6	13		C. Gutierrez (R)	5.0	7	7	7	2	1	22	27	
Martin (L)	4.0	3	2	2	2	2	14	17		Lane (L)	1.1	1	0	0	2	0	5	7	
Vaughn (R)	0.2	1	0	0	0	0	3	3		McLean (R)	0.2	1	0	0	0	1	2	2	
Moskos (L)	2.0	2	0	0	0	3	8	8		Gil (R)	1.2	1	1	1	1	1	6	7	
<b>Totals</b>	<b>9.0</b>	<b>8</b>	<b>6</b>	<b>4</b>	<b>5</b>	<b>6</b>	<b>31</b>	<b>41</b>		<b>Totals</b>	<b>9.0</b>	<b>10</b>	<b>8</b>	<b>8</b>	<b>6</b>	<b>3</b>	<b>36</b>	<b>45</b>	

**Win** - Martin (2-0). **Loss** - C. Gutierrez (7-2). **Save** - Moskos (3).  
**Umpires**: HP - Tony Walsh, 1B - Morris Hodges, 3B - Scott Erby  
**Start** - 7:04 PM. **Finish** - 9:57 PM. **Time** - 2:53. **Attendance** - 2,312

## Game 27 • Clemson 14, Miami (FL) 1

April 2, 2006 • Mark Light Field • Coral Gables, FL

In game three, #9 Clemson exploded for eight runs in the first inning on its way to a 14-1 win and series sweep of #11 Miami (FL) on April 2. **Adrian Casanova's** three-run homer capped the big first inning.

Clemson 14									Miami 1								
(20-7, 6-3 ACC)									(23-10, 8-4 ACC)								
Player	AB	R	H	RBI	BB	SO	PO	A	Player	AB	R	H	RBI	BB	SO	PO	A
Demmink, 3B	5	1	2	0	0	0	0	0	Weeks, 2B	3	0	0	0	0	0	2	1
J. Smith, 3B	1	0	0	0	0	0	0	0	Menendez, 2B	1	0	0	0	0	0	0	0
Chalk, CF	5	2	0	1	0	0	2	0	Jay, CF	2	0	1	0	0	0	4	0
Harbin, 2B	6	2	2	1	0	1	0	5	Freitas, LF	1	0	0	0	0	1	0	0
Colvin, LF	4	3	2	1	1	0	4	0	Alonso, 1B	3	0	1	0	0	2	5	1
D'Alessio, 1B	3	0	1	3	0	0	8	0	Petralli, 1B	1	0	0	0	0	1	3	0
Hall, PH/1B	1	0	0	0	0	0	0	1	Valencia, 3B	4	0	1	0	0	1	1	1
M. Smith, DH	3	1	2	1	1	0	0	0	Giles, RF	4	0	0	0	0	1	3	0
Burg, PH/DH/C	1	0	0	0	0	1	1	0	Raben, DH	4	0	0	0	0	0	0	0
Storrier, RF	3	1	2	3	1	1	0	0	Tomas, SS	3	0	1	0	0	0	1	2
Mitchell, RF	1	0	1	0	0	0	1	0	O'Brien, C	3	0	1	0	0	1	6	0
Widmann, SS	4	2	1	0	0	1	1	4	Tekotte, LF/CF	3	1	1	0	0	1	1	0
Casanova, C	4	2	2	4	0	1	4	0									
Hogan, C	1	0	0	0	0	1	3	0									
Richard, P	0	0	0	0	0	0	1	0									
Totals	42	14	15	14	3	6	27	10	Totals	32	1	6	0	0	8	27	7

### Score By Innings

	Clemson	Miami
1	8	0
2	0	0
3	1	0
4	5	0
5	0	0
6	0	0
7	0	0
8	0	0
9	0	0
<b>Total</b>	<b>14</b>	<b>1</b>

**E** - Casanova (9), Alonso (2). **DP** - Clemson 1. **LOB** - Clemson 7, Miami 5. **2B** - Harbin (9), Colvin (9), D'Alessio (10), Storrier (2), Casanova (5). **3B** - Demmink (1). **HR** - Casanova (3). **HBP** - Chalk, Widmann, Jay. **SF** - D'Alessio (2). **SB** - Colvin (9), Jay (15), Tekotte (9).

Clemson										Miami									
Player	IP	H	R	ER	BB	SO	AB	BF		Player	IP	H	R	ER	BB	SO	AB	BF	
Farris (R)	6.0	3	1	0	0	4	21	22		Maine (L)	0.1	5	7	7	0	0	6	8	
Fiorenza (R)	1.0	2	0	0	0	1	5	5		Orta (R)	4.1	9	7	7	3	4	22	26	
Hinson (L)	1.0	0	0	0	0	2	3	3		Gil (R)	2.1	0	0	0	0	0	0	7	
Richard (R)	1.0	1	0	0	0	1	3	3		McLean (R)	1.0	1	0	0	0	2	4	4	
<b>Totals</b>	<b>9.0</b>	<b>6</b>	<b>1</b>	<b>0</b>	<b>0</b>	<b>8</b>	<b>32</b>	<b>33</b>		<b>Totals</b>	<b>9.0</b>	<b>15</b>	<b>14</b>	<b>14</b>	<b>3</b>	<b>6</b>	<b>42</b>	<b>48</b>	

**Win** - Farris (3-0). **Loss** - Maine (5-1).  
**Umpires**: HP - Scott Erby, 1B - Tony Walsh, 3B - Morris Hodges  
**Start** - 1:07 PM. **Finish** - 3:29 PM. **Time** - 2:22. **Attendance** - 1,927

## Game 26 • Clemson 6, Miami (FL) 2

April 1, 2006 • Mark Light Field • Coral Gables, FL

In game two, #9 Clemson overcame a 2-0 deficit to defeat #11 Miami (FL) 6-2 on April 1. **Andy D'Alessio** hit two homers with three RBIs, as Clemson out-hit Miami 10-6. **Brad Chalk** hit a game-tying, two-out single in the fifth inning, then **Taylor Harbin** followed with a double that scored **Chalk** to give Clemson the lead for good. **D'Alessio** hit an opposite-field, two-run homer to cap a three-run eighth inning. **Jason Berken** allowed four hits and two unearned runs with seven strikeouts in 6.2 innings pitched to earn the win, while **Daniel Moskos** struck out **Yonder Alonso** with the bases loaded in the ninth to pick up the save.

Clemson 6 (19-7, 5-3 ACC)									Miami 2 (23-9, 8-3 ACC)								
Player	AB	R	H	RBI	BB	SO	PO	A	Player	AB	R	H	RBI	BB	SO	PO	A
Demmink, 3B	5	0	1	0	0	1	1	3	Weeks, 2B	4	0	2	0	0	1	1	5
Chalk, CF	4	2	2	1	1	1	4	0	Jay, CF	3	1	2	1	1	0	2	0
Harbin, 2B	5	1	2	1	0	1	1	2	Alonso, 1B	5	0	0	0	0	2	9	0
Colvin, LF	3	0	0	1	1	0	2	0	Valencia, 3B	4	0	1	0	0	1	0	2
D'Alessio, 1B	4	2	2	3	0	1	8	1	Giles, RF	3	0	0	0	1	0	3	0
Hall, DH	3	0	0	0	0	0	0	0	Rodriguez, C	4	0	0	0	0	3	7	0
J. Smith, PH/DH	1	0	0	0	0	1	0	0	Raben, DH	4	0	1	0	0	1	0	0
Storrier, RF	4	0	1	0	0	0	0	1	Diaz, SS	3	0	0	0	1	0	2	2
Mitchell, PR/RF	0	0	0	0	0	0	0	0	Tekotte, LF	2	1	0	0	2	2	2	0
Widmann, SS	4	1	2	0	0	0	0	0									
Casanova, C	4	0	0	0	0	2	10	1									
Totals	37	6	10	6	2	7	27	8	Totals	32	2	6	1	5	10	27	10

### Score By Innings

	Clemson	Miami
1	0	0
2	0	0
3	1	2
4	0	0
5	0	0
6	0	0
7	0	0
8	2	0
9	0	0
<b>Total</b>	<b>6</b>	<b>2</b>

**E** - Demmink (8), Casanova 2 (8), Berken (2), Diaz (6), Miguelez (3). **LOB** - Clemson 7, Miami 10. **2B** - Harbin (8), Weeks (8). **HR** - D'Alessio 2 (9). **HBP** - Jay. **SH** - Weeks (3). **SF** - Colvin (1). **SB** - Chalk (5), Jay 2 (14).

Clemson										Miami									
Player	IP	H	R	ER	BB	SO	AB	BF		Player	IP	H	R	ER	BB	SO	AB	BF	
Berken (R)	6.2	4	2	0	3	7	23	27		Miguelez (L)	7.0	6	5	5	2	4	28	30	
Kopp (R)	2.0	2	0	0	2	2	8	11		Lane (L)	0.1	1	1	1	0	0	1	2	
Moskos (L)	0.1	0	0	0	0	1	1	1		Gil (R)	0.1	2	0	0	0	0	1	3	
<b>Totals</b>	<b>9.0</b>	<b>6</b>	<b>2</b>	<b>0</b>	<b>5</b>	<b>10</b>	<b>32</b>	<b>39</b>		<b>Totals</b>	<b>9.0</b>	<b>10</b>	<b>6</b>	<b>6</b>	<b>2</b>	<b>7</b>	<b>37</b>	<b>40</b>	

**Win** - Berken (4-2). **Loss**





# 2006 Clemson Boxscores



## Game 33 • Clemson 8, Western Carolina 3

April 11, 2006 • Hennon Stadium • Cullowhee, NC

Three Tigers hit homers to lead #5 Clemson to an 8-3 win at Western Carolina in front of a record crowd of 2,823 fans on April 11. **Tyler Colvin** and **Andy D'Alessio** each went 3-for-5 with a homer and three RBIs. The big blow came in the fifth off the bat of **Colvin**, who smacked a three-run homer after **Jonathan Greene** dropped a pop-up that would have ended the inning. **Zocchi** allowed three hits and one unearned run to earn the win, while **Daniel Moskos** retired all five batters he faced to pick up the save.

Clemson 8									Western Carolina 3								
(25-8)									(19-14)								
Player	AB	R	H	RBI	BB	SO	PO	A	Player	AB	R	H	RBI	BB	SO	PO	A
Demmink, 3B	4	1	0	0	1	1	1	1	Hallam, SS	4	0	0	0	1	1	2	2
Chalk, CF	5	0	0	0	0	0	3	0	Shaft, CF	3	0	1	0	2	1	2	0
Harbin, 2B	5	1	0	0	0	0	3	1	Strausbaugh, RF	4	0	1	0	0	2	2	0
Colvin, LF	5	3	3	3	0	0	2	0	McDaniel, 1B	4	0	1	0	0	1	7	0
D'Alessio, 1B	5	1	3	3	0	0	8	0	Murphy, C	3	0	0	0	1	0	6	0
M. Smith, DH	4	1	2	1	1	0	0	0	Greene, 3B	3	0	0	0	1	0	0	0
Storror, RF	2	0	0	0	2	0	3	0	D. Wilson, LF	3	1	1	0	1	1	5	0
Mitchell, RF	0	0	0	0	0	0	1	0	Gregory, DH	3	1	1	1	0	0	0	0
Widmann, SS	3	1	2	0	1	1	1	3	Haynes, 2B	4	1	1	1	0	0	3	5
Hogan, C	3	0	0	0	0	3	4	2									
Burg, PH	1	0	0	0	0	1	0	0									
Casanova, C	0	0	0	0	0	0	1	1									
Totals	37	8	10	7	5	6	27	10	Totals	31	3	6	2	6	6	27	9

Score By Innings													R	H	E
Clemson	0	0	0	1	4	1	0	0	2	8	10	2			
Western Carolina	0	0	0	0	1	0	2	0		3	6	1			

**E** - Demmink (9), Widmann (14), Greene (14). **DP** - Clemson 1, Western Carolina 1. **LOB** - Clemson 7, Western Carolina 8. **2B** - Colvin (13), Widmann (5), Strausbaugh (9), McDaniel (12). **HR** - Colvin (7), D'Alessio (11), M. Smith (4), Gregory (2), Haynes (1). **SH** - Gregory (4). **SB** - Widmann (8). **CS** - Shaft (2), D. Wilson (3).

Clemson									Western Carolina								
	IP	H	R	ER	BB	SO	AB	BF		IP	H	R	ER	BB	SO	AB	BF
Zocchi (R)	6.0	3	1	0	4	2	20	25	Johnson (R)	4.1	5	3	1	2	3	17	19
Fiorenza (R)	1.0	3	2	2	1	2	5	6	McCullen (R)	1.2	3	3	1	1	2	9	10
Richard (R)	0.1	0	0	0	1	0	1	2	Holland (R)	3.0	2	2	2	2	1	11	13
Moskos (L)	1.2	0	0	0	0	2	5	5									
<b>Totals</b>	<b>9.0</b>	<b>6</b>	<b>3</b>	<b>2</b>	<b>6</b>	<b>6</b>	<b>31</b>	<b>38</b>	<b>Totals</b>	<b>9.0</b>	<b>10</b>	<b>8</b>	<b>4</b>	<b>5</b>	<b>6</b>	<b>37</b>	<b>42</b>

**Win** - Zocchi (3-0). **Loss** - Johnson (2-1). **Save** - Moskos (5).  
**Umpires** - HP - David Pritchett, 1B - David Brown, 3B - Randy Collins  
**Start** - 7:09 PM. **Finish** - 9:42 PM. **Time** - 2:33. **Attendance** - 2,823

## Game 35 • Clemson 7, Georgia Tech 6

April 14, 2006 • Russ Chandler Stadium • Atlanta, GA

In game one, **Adrian Casanova** hit a two-out, run-scoring double in the eighth inning to propel #5 Clemson to a 7-6 victory over #10 Georgia Tech on April 14. Earlier in the Tigers' four-run second inning, the Tigers' nine-hole hitter hit a two-out double. **Andy D'Alessio** added two hits, including a solo homer, while **Travis Storror** hit two doubles with two RBIs. Georgia Tech tied the score with six runs in the sixth inning, highlighted by **Danny Payne's** solo home run and **Whit Robbins'** grand slam. **Luke Murton** had a team-high three hits for the Yellow Jackets. **Ryan Hinson** earned the victory in relief, while **Daniel Moskos** allowed one hit and no runs with two strikeouts against no walks in the final two innings to pick up the save. The two along with starter **Josh Cribb** combined to strike out 11 batters against only two walks. Neither team committed an error as well.

Clemson 7									Georgia Tech 6								
(27-8, 10-3 ACC)									(26-9, 8-8 ACC)								
Player	AB	R	H	RBI	BB	SO	PO	A	Player	AB	R	H	RBI	BB	SO	PO	A
Demmink, 3B	5	0	1	1	0	0	1	2	Payne, CF	5	1	1	1	0	0	1	0
Chalk, CF	4	0	1	0	0	1	1	0	Blackwood, LF	5	0	0	0	0	2	2	0
Harbin, 2B	5	0	0	0	0	1	0	4	Wieters, C	2	1	0	0	2	1	5	0
Colvin, LF	5	0	0	0	0	3	0	0	Kindel, RF	4	1	2	0	0	1	2	0
D'Alessio, 1B	4	2	2	1	0	0	14	0	Hodges, 3B	4	1	1	0	0	2	0	3
M. Smith, DH	4	1	1	0	0	0	0	0	Robbins, 1B	4	1	1	4	0	1	12	2
Storror, RF	3	2	2	2	1	0	0	0	Murton, DH	4	1	3	0	0	1	0	0
Mitchell, RF	0	0	0	0	0	0	0	0	Trapani, 2B	4	0	0	0	0	1	0	1
Widmann, SS	3	1	1	0	1	0	0	3	Fisher, SS	4	0	1	1	0	2	2	3
Casanova, C	4	1	2	3	0	0	11	0									
Totals	37	7	10	7	2	5	27	10	Totals	36	6	9	6	2	11	27	12

Score By Innings													R	H	E
Clemson	0	4	2	0	0	0	0	1	0	7	10	0			
Georgia Tech	0	0	0	0	6	0	0	0		6	9	0			

**LOB** - Clemson 6, Georgia Tech 6. **2B** - Chalk (6), Storror 2 (5), Casanova 2 (8), Kindel (8). **HR** - D'Alessio (12), Payne (8), Robbins (7). **HBP** - Chalk, Wieters. **SB** - Widmann (9), Fisher (5).

Clemson									Georgia Tech								
	IP	H	R	ER	BB	SO	AB	BF		IP	H	R	ER	BB	SO	AB	BF
Cribb (R)	5.1	6	5	5	1	7	22	24	Wood (R)	3.0	7	6	6	1	2	16	18
Hinson (L)	1.2	2	1	1	1	2	7	8	Turner (L)	4.1	2	1	1	1	2	15	16
Moskos (L)	2.0	1	0	0	0	2	7	7	Goodman (R)	0.1	1	0	0	0	0	2	2
									Hyde (L)	1.1	0	0	0	0	1	4	4
Totals	9.0	9	6	6	2	11	36	39	Totals	9.0	10	7	7	2	5	37	40

**Win** - Hinson (2-0). **Loss** - Turner (3-2). **Save** - Moskos (6).  
**Umpires** - HP - Al Davis, 1B - Scott Graham, 3B - Paul Guillie  
**Start** - 7:02 PM. **Finish** - 9:36 PM. **Time** - 2:34. **Attendance** - 2,642

## Game 34 • Clemson 10, South Carolina 5

April 12, 2006 • Doug Kingsmore Stadium • Clemson, SC

Every Tiger starter had at least one hit in #5 Clemson's 10-5 victory over #7 South Carolina at Doug Kingsmore Stadium on April 12. With the victory, the Tigers won the season series 3-1. Clemson took a 8-1 lead in the fourth inning and never looked back. **Andy D'Alessio's** first-inning, two-run double and **Tyler Colvin's** two-run triple in the fourth inning were two of Clemson's 12 hits in the game, including five for extra-base hits. **David Kopp** earned the win by pitching 6.0 innings, allowing one run on five hits.

South Carolina 5									(27-7)									Clemson 10									(26-8)								
Player	AB	R	H	RBI	BB	SO	PO	A	Player	AB	R	H	RBI	BB	SO	PO	A	Player	AB	R	H	RBI	BB	SO	PO	A									
Hurst, RF	3	0	0	0	0	1	0	0	Demmink, 3B	4	2	2	1	1	0	1	0	1	Darnell, PH/2B	2	1	2	1	0	0	0	1								
Campbell, CF	5	0	1	1	0	0	2	0	Harbin, 2B	5	1	1	0	0	1	2	8	Chalk, CF	2	2	1	1	2	0	1	0									
Grinstead, LF	5	0	1	0	0	0	5	0	Colvin, LF	5	0	1	2	0	0	1	0	Storror, RF	4	1	2	1	0	0	2	0									
Giesler, 3B	3	1	0	0	0	1	2	2	D'Alessio, 1B	3	2	1	2	2	1	16	0	Mitchell, RF	0	0	0	0	0	0	0	0									
Havens, SS	4	1	3	0	1	1	3	2	M. Smith, DH	4	0	1	1	0	0	0	0	Widmann, SS	4	1	2	1	0	1	1	3									
Martin, DH	4	0	0	1	0	1	0	0	Storror, RF	4	1	2	1	0	0	2	0	Casanova, C	3	1	1	1	0	1	3	2									
Kline, C	3	0	1	0	0	0	3	0	Mitchell, RF	0	0	0	0	0	0	0	0																		
Paxton, C	1	1	1	1	0	0	1	0	Widmann, SS	4	1	2	1	0	1	1	3																		
Smoak, 1B	4	1	2	1	0	1	5	1	Casanova, C	3	1	1	1	0	1	3	2																		
An. Crisp, 2B/RF	4	0	1	0	0	0	2	2																											
Totals	38	5	12	5	1	5	24	8	Totals	34	10	12	10	5	4	27	14																		



# 2006 Clemson Boxscores



## Game 37 • Georgia Tech 22, Clemson 4

April 16, 2006 • Russ Chandler Stadium • Atlanta, GA

Clemson 4 (27-10, 10-5 ACC)									Georgia Tech 22 (28-9, 10-8 ACC)								
Player	AB	R	H	RBI	BB	SO	PO	A	Player	AB	R	H	RBI	BB	SO	PO	A
Demmink, 3B	4	1	1	0	1	1	0	1	Payne, CF	4	1	1	0	1	2	3	0
Chalk, CF	4	0	3	0	1	0	3	0	House, PH/CF	0	0	0	0	1	0	0	0
Harbin, 2B/SS	5	0	2	0	0	1	6	2	Blackwood, LF	4	2	1	0	1	1	3	0
Colvin, LF	4	0	0	1	0	0	2	0	Haniger, PH/C	1	1	1	1	0	0	1	0
D'Alessio, 1B	3	0	0	0	1	1	3	0	Wieters, C/1B	5	4	2	1	1	1	6	2
M. Smith, DH	3	1	1	0	0	1	0	0	Kindel, RF	3	3	1	0	1	0	0	0
Hogan, PH/DH	1	0	0	0	0	1	0	0	Scherer, PH/LF	1	0	1	1	0	0	0	0
Storrier, RF	3	2	2	3	0	0	3	0	Robbins, 1B	4	2	2	1	1	0	8	1
Mitchell, PH/RF	1	0	1	0	0	0	0	0	Rulon, P	0	0	0	0	0	0	0	0
Widmann, SS	3	0	0	0	0	2	0	2	Hodges, 3B	4	3	3	7	0	0	0	2
Hall, PH/2B	1	0	0	0	0	1	0	1	Feltes, PH/3B	1	2	1	3	0	0	0	0
Casanova, C	2	0	1	0	0	0	7	0	Murton, DH	4	1	2	3	0	1	0	0
Burg, PH/C	2	0	0	0	0	0	0	0	Crancer, PH/RF	1	1	1	2	1	0	1	0
									Trapani, 2B	4	0	1	0	0	0	2	3
									Tinkoff, PH/2B	2	1	1	0	0	0	0	0
									Fisher, SS	4	0	2	0	0	1	2	2
									Harben, PH/SS	1	1	1	1	0	0	1	0
Totals	36	4	11	4	3	8	24	7	Totals	43	22	21	20	7	6	27	11

### Score By Innings

	Clemson	Georgia Tech
1	0	2
2	0	0
3	0	1
4	0	0
5	0	1
6	0	0
7	0	0
8	0	0
9	0	0
Totals	0	22

E - Demmink 2 (11), Harbin (3), Colvin (2), Widmann (15). DP - Clemson 1, Georgia Tech 1. LOB - Clemson 8, Georgia Tech 7. 2B - Payne (13), Scherer (1), Hodges 2 (13), Murton (4), Tinkoff (1), Fisher (3). HR - Storrier 2 (4), Hodges (9), Feltes (1), Crancer (4). HBP - Kindel, Feltes. SF - Robbins (2). SB - Payne (19). CS - Demmink (4).

Clemson									Georgia Tech								
	IP	H	R	ER	BB	SO	AB	BF		IP	H	R	ER	BB	SO	AB	BF
Faris (R)	0.2	6	6	6	1	0	7	9	Duncan (L)	6.0	8	3	3	2	5	24	26
Hinson (L)	2.1	3	5	5	3	3	10	14	Hyde (L)	2.0	3	1	1	1	2	9	10
Zocchi (R)	2.0	4	3	2	1	3	10	11	Rulon (R)	1.0	0	0	0	0	1	3	3
Clyne (R)	2.0	1	0	0	0	0	7	7									
Vaughn (R)	0.0	3	4	4	0	0	3	4									
Martin (L)	0.1	1	2	1	1	0	2	3									
Moskos (L)	0.2	3	2	2	1	0	4	5									
Totals	8.0	21	22	18	7	6	43	53	Totals	9.0	11	4	4	3	8	36	39

Win - Duncan (4-1). Loss - Faris (4-1).

Umpires: HP - Paul Guillie, 1B - Al Davis, 3B - Scott Graham

Start - 1:05 PM. Finish - 3:49 PM. Time - 2:44. Attendance - 2,087

## Game 39 • Furman 5, Clemson 4

April 19, 2006 • Doug Kingsmore Stadium • Clemson, SC

Furman scored four runs in the seventh inning to defeat #6 Clemson 5-4 at Doug Kingsmore Stadium on April 19. Clemson took a 3-0 lead on a three-run homer by Travis Storrier in the third inning, then went up 4-1 on a solo home run by Taylor Harbin in the sixth inning. But Furman got three-straight, two-out hits, including a two-run double by Case Cassidy, in the seventh to go up for good. All five Paladin hits in the frame were on either 1-2 or 2-2 pitches. The Tigers mounted a rally in the eighth, but Tyler Colvin lined out to Cassidy at first base with the bases loaded to end the threat. Clemson stranded 11 runners on base.

Furman 5									Clemson 4								
(24-11)									(27-12)								
Player	AB	R	H	RBI	BB	SO	PO	A	Player	AB	R	H	RBI	BB	SO	PO	A
Terry, LF	4	1	2	0	1	0	3	0	Demmink, DH	3	0	0	0	0	0	0	0
Greene, CF	4	2	1	1	0	1	2	0	Hall, PH/DH	2	0	0	0	0	1	0	0
Cassedy, 1B	4	0	2	2	0	0	6	0	Chalk, CF	3	1	2	0	2	0	0	0
Rose, 2B	0	0	0	0	0	0	0	0	Colvin, LF	5	0	1	0	0	1	0	0
Davidiuk, SS	4	0	1	1	0	1	2	4	D'Alessio, 1B	4	1	0	0	1	3	10	2
Daysh, 2B/1B	4	0	0	0	0	3	2	1	Storrier, RF	4	1	1	3	1	1	2	0
Jackson, DH	3	1	1	0	1	1	1	0	Harbin, 2B	5	1	2	1	0	0	0	2
Stembridge, RF	4	1	2	1	0	0	1	0	M. Smith, 3B	4	0	1	0	0	2	0	3
Maccani, C	4	0	1	0	0	0	9	0	Widmann, SS	3	0	1	0	1	0	4	4
Gibbs, 3B	2	0	0	0	0	1	1	0	Casanova, C	3	0	1	0	1	1	8	3
Ortenzo, PH	1	0	0	0	0	1	0	0									
Rodgers, 3B	1	0	0	0	0	1	0	1									
Totals	35	5	10	5	2	9	27	6	Totals	36	4	9	4	6	9	27	15

### Score By Innings

	Furman	Clemson
1	0	0
2	0	0
3	0	0
4	0	0
5	0	0
6	0	0
7	5	4
8	0	0
9	0	0
Totals	5	4

E - Cassidy (6). DP - Furman 1, Clemson 1. LOB - Furman 5, Clemson 11. 2B - Cassidy (10), Colvin (15). 3B - Jackson (3). HR - Storrier (5), Harbin (3).

Furman									Clemson								
Player	IP	H	R	ER	BB	SO	AB	BF	Player	IP	H	R	ER	BB	SO	AB	BF
Jackson (R)	4.0	4	3	2	3	1	16	19	Zocchi (R)	6.0	4	1	1	2	6	21	23
Pucetas (L)	1.2	2	1	1	1	2	7	8	Richard (R)	0.2	5	4	4	0	1	7	7
Arnett (R)	0.1	0	0	0	0	0	1	1	Clyne (R)	2.1	1	0	0	0	2	7	7
Mitchell (R)	1.0	3	0	0	1	2	6	7									
Hollistegge (R)	2.0	0	0	0	1	4	6	7									
Totals	9.0	9	4	3	6	9	36	42	Totals	9.0	10	5	5	2	9	35	37

Win - Arnett (2-5). Loss - Richard (0-1). Save - Hollistegge (8).

Umpires: HP - Randy Watkins, 1B - Danny Everett, 3B - Darion Padgett

Start - 7:19 PM. Finish - 10:02 PM. Time - 2:43. Attendance - 3,929

## Game 38 • Winthrop 6, Clemson 3

April 18, 2006 • Doug Kingsmore Stadium • Clemson, SC

Behind starter Alex Wilson and Heath Rollins, #23 Winthrop downed #6 Clemson 6-3 at Doug Kingsmore Stadium on April 18. Wilson, the Eagles' ace, allowed two earned runs on eight hits with no walks and five strikeouts to earn the win. Rollins hit a three-run home run in the fifth inning to give the Eagles the lead for good, and later picked up the save. Winthrop's two hurlers held the Tigers to just 1-for-13 with runners on base. Clemson took a 2-1 lead in the fourth inning on a two-run single by Travis Storrier, who joined Brad Chalk and Taylor Harbin with two hits in the game. Winthrop totaled 10 hits in the contest, including five doubles and two home runs. The Eagles also hit only one flyball out compared to 15 groundball outs. Tiger starter David Kopp suffered the loss, as he allowed seven hits, four earned runs, and two walks with six strikeouts.

Winthrop 6									(30-10)									Clemson 3									(27-11)								
Player	AB	R	H	RBI	BB	SO	PO	A	Player	AB	R	H	RBI	BB	SO	PO	A	Player	AB	R	H	RBI	BB	SO	PO	A									
Carrara, 2B	5	1	1	0	0	1	0	4	Demmink, DH	4	0	1	0	0	2	0	0	Chalk, CF	4	1	2	0	0	0	0	0									
Rollins, 1B/P	4	1	1	3	1	2	6	0	Colvin, LF	4	1	0	0	0	1	0	0	Colvin, LF	4	1	0	0	0	1	0	0									
Dempsey, LF	4	0	0	0	0	1	2	2	D'Alessio, 1B	3	0	0	0	0	0	14	0	Lentz, CF	5	0	3	0	0	1	5	0									
Lentz, CF	5	0	3	0	0	1	5	0	Storrier, RF	4	0	2	2	0	0	1	0	Repec, SS	5	0	0	0	0	1	3	2									
Repec, SS	5	0	0	0	0	1	3	2	Mitchell, PR	0	0	0	0	0	0	0	0	Carey, RF	3	1	1	1	1	2	0	0									
Carey, RF	3	1	1	1	1	1	2	0	Harbin, 2B	4	1	2	0	0	0	0	4	McBride, PR/RF	0	1	0	0	0	0	1	0									
McBride, PR/RF	0	1	0	0	0	0	1	0	M. Smith, 3B	3	0	0	1	0	0	0	1	Ehrlich, DH	2	1	1	0	1	0	0	0									
Ehrlich, DH	2	1	1	0	1	0	0	0	Widmann, SS	4	0	1	0	0	1	1	4	Tisdale, 1B	0	0	0	0	0	0	0	0									
Tisdale, 1B	0	0	0	0	0	0	0	0	Casanova, C	3	0	0	0	0	1	10	1	Saum, 3B	4	0	2	1	0	2	3	2									
Saum, 3B	4	0	2	1	0	2	3	2	Hall, PH	1	0	0	0	0	0	0	0	Robbins, C	3	1	1	1	0	0	5	0									
Robbins, C	3	1	1	1	0	0	5	0										Totals	35	6	10	6	4	10	27	8									
Totals	35	6	10	6	4	10	27	8	Totals	34	3	8	3	0	5	27	13																		





# 2006 Clemson Boxscores



## Game 41 • Boston College 3, Clemson 2

April 22, 2006 (Game 1) • Commander Shea Field • Chestnut Hill, MA

In game two, righthander **Terry Doyle** stifled #6 Clemson, allowing two runs (one earned) on four hits in 7.1 innings pitched in Boston College's 3-2 win in the first game of a doubleheader on April 22. **Doyle**, **Matt Meyer**, and **Kevin Boggan** limited Clemson to just four hits, while the Eagle offense had six hits. **Boggan** also recorded the save. Boston College scored all three of its runs in the first two innings, including two runs in the first inning after loading the bases with no outs. The Tigers scored a run in the fourth inning on a solo home run by **Travis Storrer**. The Tigers scored another run in the fifth inning on one of three Boston College errors in the frame. **David Kopp** pitched 6.1 scoreless innings in relief of two-hit ball with two walks and eight strikeouts, but the Tigers were 0-for-11 with runners on base and 0-for-4 with runners in scoring position.

Clemson 2									Boston College 3								
(28-13, 11-6 ACC)									(20-19-1, 5-15 ACC)								
Player	AB	R	H	RBI	BB	SO	PO	A	Player	AB	R	H	RBI	BB	SO	PO	A
Demmink, DH	3	0	1	0	1	1	0	0	Joh. Ayers, 2B	2	1	1	1	0	0	2	3
Chalk, CF	4	0	0	0	0	1	2	0	Hutchinson, SS	2	1	0	0	2	1	2	2
Colvin, LF	4	0	0	0	0	1	2	0	McGuire, LF	2	0	0	0	1	1	1	0
D'Alessio, 1B	3	0	0	0	1	2	8	0	Schomaker, LF	0	0	0	0	0	0	0	0
Storrer, RF	4	1	1	1	0	1	0	0	Preziosi, 1B	4	0	1	0	0	0	9	2
Harbin, 2B	4	0	1	0	0	0	2	3	McGill, C	4	0	1	1	0	2	9	0
M. Smith, 3B	3	0	0	0	1	2	0	1	Campbell, 3B	4	0	0	0	0	3	0	5
Mitchell, PR	0	0	0	0	0	0	0	0	Ruiz, DH	3	0	0	0	0	2	0	0
Widmann, SS	4	1	0	0	0	1	1	4	Reynoso, RF	3	1	1	0	0	0	3	0
Casanova, C	3	0	1	0	0	0	9	0	Frates, CF	2	0	2	0	1	0	0	0
Totals	32	2	4	1	3	9	24	10	Totals	26	3	6	2	4	9	27	12

Score By Innings													R	H	E
Clemson	0	0	0	1	1	0	0	0	0	0	0	0	2	4	0
Boston College	2	1	0	0	0	0	0	0	0	0	0	0	3	6	3

E - Joh. Ayers (6), Hutchinson (12), Doyle (2). DP - Clemson 2, Boston College 1. LOB - Clemson 6, Boston College 6. 2B - Reynoso (5). HR - Storrer (6). HBP - McGuire. SH - Joh. Ayers (3). SF - Joh. Ayers (3). SB - McGill (8), Frates 2 (11).

Clemson									Boston College								
	IP	H	R	ER	BB	SO	AB	BF		IP	H	R	ER	BB	SO	AB	BF
Faris (R)	1.2	4	3	3	2	1	7	11	Doyle (R)	7.1	4	2	1	2	6	27	29
Kopp (R)	6.1	2	0	0	2	8	19	22	Meyer (L)	1.0	0	0	0	0	3	3	3
									Boggan (R)	0.2	0	0	0	1	0	2	3
Totals	8.0	6	3	3	4	9	26	33	Totals	9.0	4	2	1	3	9	32	35

Win - Doyle (3-4). Loss - Faris (4-2). Save - Boggan (5).  
Umpires: HP - Harry Greer, 1B - Gerald Trexler, 3B - Bruce Ravan  
Start - 11:02 AM. Finish - 1:16 PM. Time - 2:14.

## Game 43 • Clemson 10, Wofford 1

April 26, 2006 • Doug Kingsmore Stadium • Clemson, SC

Clemson, ranked #9 in the nation, totaled nine extra-base hits, including four home runs and five doubles, on its way to a 10-1 win over Wofford on April 26. **Marquez Smith** led off the sixth and seventh innings with solo homers, while **Travis Storrer** and **Adrian Casanova** also added long balls. **Tyler Colvin** was 3-for-5 with two doubles and three RBIs. **Stephen Faris** pitched 7.0 shutout innings, allowing five hits and no walks with eight strikeouts to earn the win.

Wofford 1									(17-28)									Clemson 10									(30-13)								
Player	AB	R	H	RBI	BB	SO	PO	A	Player	AB	R	H	RBI	BB	SO	PO	A	Player	AB	R	H	RBI	BB	SO	PO	A									
Fusaro, DH	4	0	0	0	0	1	0	0	Mitchell, CF	4	2	1	0	1	1	2	0	Mitchell, CF	4	2	1	0	1	1	2	0									
Eller, RF/LF	3	1	1	0	0	0	1	0	Demmink, DH	3	1	1	0	0	0	0	0	Demmink, DH	3	1	1	0	0	0	0	0									
Kirkley, 3B	4	0	1	0	0	2	0	2	Hall, PH/DH	2	0	0	0	0	0	0	0	Hall, PH/DH	2	0	0	0	0	0	0	0									
Brandt, LF	3	0	0	0	0	3	1	0	Storrer, RF	2	3	2	2	1	0	0	0	Storrer, RF	2	3	2	2	1	0	0	0									
Pearce, RF	1	0	0	0	0	1	0	0	Hogan, PH/C	1	0	0	0	0	1	3	0	Hogan, PH/C	1	0	0	0	0	1	3	0									
Eaves, CF	3	0	1	0	0	2	6	0	Colvin, LF	5	0	3	3	0	0	0	0	Colvin, LF	5	0	3	3	0	0	0	0									
Regan, PH	1	0	0	0	0	1	0	0	Harbin, 2B/SS	4	0	1	1	0	0	1	3	Harbin, 2B/SS	4	0	1	1	0	0	1	3									
Munns, C	2	0	1	0	0	0	6	0	M. Smith, 3B	4	2	2	2	0	1	1	4	M. Smith, 3B	4	2	2	2	0	1	1	4									
Bridgeman, PH	1	0	0	0	0	1	0	0	D'Alessio, 1B	2	1	0	0	1	0	7	1	D'Alessio, 1B	2	1	0	0	1	0	7	1									
Sturkie, SS	3	0	0	0	0	1	2	0	Ingram, 1B	1	0	0	0	0	1	3	0	Ingram, 1B	1	0	0	0	0	1	3	0									
Wood, 1B	3	0	1	0	0	0	4	1	Widmann, SS	3	0	0	0	0	1	1	0	Widmann, SS	3	0	0	0	0	1	1	0									
Pittman, 2B	3	0	1	0	0	0	2	1	Leggett, 2B	1	0	0	0	0	0	0	1	Leggett, 2B	1	0	0	0	0	0	0	1									
									Casanova, C	3	1	2	2	0	0	7	2	Casanova, C	3	1	2	2	0	0	7	2									
									Burg, PH/C/RF	1	0	1	0	0	1	0	0	Burg, PH/C/RF	1	0	1	0	0	1	0	0									
Totals	31	1	6	0	0	12	24	4	Totals	36	10	13	10	3	5	27	13	Totals	36	10	13	10	3	5	27	13									

Score By Innings													R	H	E
Wofford	0	0	0	0	0	0	1	0	0	0	0	0	1	6	0
Clemson	2	0	1	0	1	5	1	0	0	0	0	0	10	13	0

DP - Clemson 1. LOB - Wofford 5, Clemson 6. 2B - Eller (7), Pittman (3), Storrer (7), Colvin 2 (17), Harbin (12), Burg (3). HR - Storrer (7), M. Smith 2 (6), Casanova (5). HBP - Eller, Munns. SF - Storrer (3). SB - Kirkley (7), Mitchell (3), Demmink (10). CS - Eaves (4).

Wofford									Clemson								
	IP	H	R	ER	BB	SO	AB	BF		IP	H	R	ER	BB	SO	AB	BF
Austin (R)	5.1	9	7	7	2	2	24	27	Faris (R)	7.0	5	0	0	0	8	24	26
Hunt (L)	1.1	4	3	3	1	1	8	9	Clark (R)	1.0	1	1	0	0	1	4	4
Beaton (R)	1.1	0	0	0	0	2	4	4	Moskos (L)	1.0	0	0	0	0	3	3	3
Totals	8.0	13	10	10	3	5	36	40	Totals	9.0	6	1	0	0	12	31	33

Win - Faris (5-2). Loss - Austin (0-3).  
Umpires: HP - David Savage, 1B - Rick Brown, 3B - Mike Mazzarisi  
Start - 7:18 PM. Finish - 9:20 PM. Time - 2:02. Attendance - 2,944

## Game 42 • Clemson 4, Boston College 1

April 22, 2006 (Game 2) • Commander Shea Field • Chestnut Hill, MA

In game three, **Jason Berken** and **Ryan Hinson** limited Boston College to six hits in #6 Clemson's 4-1 victory in the second game of a doubleheader on April 22. **Berken** allowed one run on five hits with seven strikeouts in 6.0 innings pitched to record the win. **Hinson** picked up his first career save by pitching 3.0 scoreless innings of one-hit ball. He did so pitching in the town of the team (Boston Red Sox) that drafted him in the summer of 2005. Clemson scored three runs in the first two innings, highlighted by run-scoring singles by **Taylor Harbin** (first inning) and **Herman Demmink** (second inning). The Tigers also scored a run in the first inning via a two-out balk. **Harbin** had a game-high three hits for the Tigers, who totaled 11 hits in all. Six different Eagles had one hit apiece to account for the team's six hits in the game. Neither team committed an error as well.

Clemson 4 (29-13, 12-6 ACC)									Boston College 1 (20-20-1, 5-16 ACC)								
Player	AB	R	H	RBI	BB	SO	PO	A	Player	AB	R	H	RBI	BB	SO	PO	A
Demmink, DH	5	0	2	1	0	0	0	0	Joh. Ayers, 2B	3	0	1	0	1	1	3	2
Chalk, CF	5	1	1	0	0	0	2	0	Hutchinson, SS	4	0	1	0	0	1	0	3
Storrer, RF	5	0	0	0	0	2	3	0	McGuire, LF	4	0	0	0	0	1	1	0
Colvin, LF	3	1	2	0	1	0	2	0	Preziosi, 1B	2	1	1	0	2	0	8	1
Harbin, 2B	4	1	3	1	0	0	1	3	McGill, C	4	0	1	0	0	0	6	0
D'Alessio, 1B	4	0	0	0	0	1	10	0	Campbell, 3B	4	0	1	0	0	1	1	4
M. Smith, 3B	4	1	2	1	0	0	0	1	Ruiz, DH	4	0	1	1	0	1	0	0
Widmann, SS	4	0	0	0	0	2	1	1	Reynoso, RF	3	0	0	0	0	1	3	0
Casanova, C	4	0	1	0	0	1	8	1	Dittrich, PH	1	0	0	0	0	1	0	0
									Frates, CF	3	0	0	0	0	1	4	0
Totals	38	4	11	3	1	6	27	9	Totals	32	1	6	1	3	8	27	12

||
||
||



# 2006 Clemson Boxscores



## Game 45 • Clemson 11, Virginia Tech 4

April 29, 2006 • Doug Kingsmore Stadium • Clemson, SC

In game two, **Marquez Smith** hit two home runs with five RBIs in #9 Clemson's 11-4 win over Virginia on April 29. **Smith** hit a two-run homer in the fourth and a three-run long ball in the seventh. **Andy D'Alessio** followed **Smith's** second homer with a solo home run, while **Tyler Colvin** was 2-for-2 with a two-run double in the fifth that put Clemson ahead for good. The Hokies out-hit the Tigers 10-9, but walked seven batters. **Jason Berken** did not walk a batter and struck out six in 5.0 innings pitched to earn the win.

Virginia Tech 4 (17-26, 3-20 ACC)										Clemson 11 (32-13, 14-6 ACC)									
Player	AB	R	H	RBI	BB	SO	PO	A		Player	AB	R	H	RBI	BB	SO	PO	A	
Parks, CF	5	2	2	1	0	2	4	0		Demmink, DH	2	1	1	0	2	0	0	0	
Hacker, 2B	5	0	1	1	0	2	2	2		Ingram, PH/DH	1	0	0	0	0	1	0	0	
O'Brien, 1B	4	0	1	2	0	2	5	2		Chalk, CF	3	3	1	1	1	1	1	0	
Marn, LF	4	0	1	0	0	1	4	0		Mitchell, CF	1	0	0	0	0	0	1	0	
Cueto, RF	3	0	0	0	1	1	1	0		Storrier, RF	3	1	0	0	2	0	3	0	
Thomas, 3B	4	0	1	0	0	1	1	2		Colvin, LF	2	2	2	2	2	0	1	0	
Rojas, DH	4	0	0	0	0	2	0	0		Harbin, SS	4	1	1	1	0	0	1	2	
Schaeffer, SS	3	1	2	0	0	0	2	1		M. Smith, 3B	4	2	2	5	0	1	0	5	
Foley, C	4	1	2	0	0	0	4	1		D'Alessio, 1B	4	1	1	1	0	1	7	0	
Totals	36	4	10	4	1	11	24	9		Hall, 2B	4	0	0	0	0	0	1	1	

Score By Innings										R	H	E
Virginia Tech	0	0	2	0	2	0	0	0	0	4	10	0
Clemson	1	0	0	2	2	0	6	0	0	11	9	1

E - Berken (3). DP - Clemson 1. LOB - Virginia Tech 7, Clemson 4. 2B - Colvin (18). 3B - Parks (3). HR - M. Smith 2 (8), D'Alessio (13). HBP - Schaeffer. SB - Chalk (10). CS - Demmink (6).

Virginia Tech									Clemson								
	IP	H	R	ER	BB	SO	AB	BF		IP	H	R	ER	BB	SO	AB	BF
Frederickson (L)	5.0	3	5	5	6	2	17	23	Berken (R)	5.0	7	4	4	0	6	22	23
Bowers (R)	1.2	4	5	5	1	2	9	10	Zocchi (R)	3.0	2	0	0	1	4	10	11
McGahey (L)	0.1	1	1	1	0	0	2	2	Richard (R)	1.0	1	0	0	0	1	4	4
Stoehr (R)	1.0	1	0	0	0	1	4	4									
Totals	8.0	9	11	11	7	5	32	39	Totals	9.0	10	4	4	1	11	36	38

Win - Berken (6-3). Loss - Frederickson (0-3).  
 Umpires: HP - Tom Baldinelli, 1B - Junior Creech, 3B - A.J. Lostaglio  
 Start - 7:04 PM. Finish - 9:44 PM. Time - 2:40. Attendance - 4,993

## Game 47 • Clemson 7, Duke 4

May 8, 2006 (Game 1) • Jack Coombs Field • Durham, NC

In game one, #7 Clemson hit nine extra-base hits and rallied for a 7-4 win over Duke in the first game of a doubleheader on May 8. **Marquez Smith** belted the go-ahead home run to break a 4-4 tie in the eighth inning, then **Andy D'Alessio** followed with his second home run of the game. The Tigers had just gotten out of a bases-loaded jam the previous inning. **Smith** was 3-for-4 with two doubles and a homer, as Clemson had 11 hits in the game. **P.J. Zocchi** pitched 1.1 scoreless innings in relief to earn the win, while **Daniel Moskos** pitched a scoreless ninth inning to record the save. **Josh Cribb** struck out 10 batters in 6.2 innings pitched as well.

Clemson 7 (34-13, 16-6 ACC)										Duke 4 (14-34, 6-19 ACC)									
Player	AB	R	H	RBI	BB	SO	PO	A		Player	AB	R	H	RBI	BB	SO	PO	A	
Demmink, DH	5	1	1	0	0	0	0	0		Gallagher, CF	5	1	2	0	0	0	3	0	
Chalk, CF	4	0	1	1	0	0	0	0		Bartles, SS	3	1	1	0	2	1	2	1	
Storrier, RF	3	0	0	0	1	1	0	0		Freiman, DH	4	0	0	0	0	3	0	0	
Mitchell, PR/RF	0	0	0	0	0	0	0	0		Socorro, 2B	3	1	1	0	1	2	2	3	
Colvin, LF	5	1	1	0	0	1	0	0		Nicolla, 1B	4	0	0	0	0	0	10	2	
Harbin, 2B	3	0	0	1	0	1	4	3		Murray, 3B	3	1	0	0	1	1	0	2	
M. Smith, 3B	4	2	3	1	0	1	0	0		Williams, C	2	0	1	2	1	1	4	1	
D'Alessio, 1B	3	2	2	2	1	0	8	1		Sherlock, RF	2	0	0	0	0	1	2	0	
Widmann, SS	4	1	1	0	0	0	1	3		Palmer, LF	3	0	0	0	0	3	2	0	
Casanova, C	4	0	2	1	0	0	13	2		Causey, PH	1	0	0	0	0	1	0	0	
Totals	35	7	11	6	2	4	27	10		Totals	30	4	5	2	5	13	27	13	

Score By Innings										R	H	E
Clemson	0	2	0	0	1	1	0	2	1	7	11	1
Duke	2	0	0	2	0	0	0	0	0	4	5	0

E - Widmann (17). DP - Clemson 1. LOB - Clemson 6, Duke 7. 2B - Demmink (10), M. Smith 2 (11), Widmann (6), Gallagher (14), Williams (5). 3B - Chalk (3), Colvin (4). HR - M. Smith (9), D'Alessio 2 (15). HBP - Storrier, Williams, Sherlock 2. SH - Chalk (15). SF - Harbin (3). CS - Mitchell (2), Nicolla (2), Williams (2).

Clemson									Duke								
	IP	H	R	ER	BB	SO	AB	BF		IP	H	R	ER	BB	SO	AB	BF
Cribb (R)	6.2	4	4	2	2	10	23	27	Anderson (L)	5.0	6	3	3	0	2	20	22
Hinson (L)	0.0	1	0	0	1	0	1	2	Wolcott (R)	2.1	4	3	3	1	2	11	12
Zocchi (R)	1.1	0	0	0	1	2	3	4	Bajoczky (R)	1.2	1	1	1	1	0	4	6
Moskos (L)	1.0	0	0	0	1	1	3	5									
Totals	9.0	5	4	2	5	13	30	38	Totals	9.0	11	7	7	2	4	35	40

Win - Zocchi (4-0). Loss - Wolcott (1-3). Save - Moskos (8).  
 Umpires: HP - Tony Maners, 1B - Mickey Fuqua, 3B - Richie Tallent  
 Start - 12:58 PM. Finish - 3:27 PM. Time - 2:29.

## Game 46 • Clemson 7, Virginia Tech 3

April 30, 2006 • Doug Kingsmore Stadium • Clemson, SC

In game three, #9 Clemson scored seven runs in the first four innings and held on for a 7-3 victory over Virginia Tech on April 30 to finish off the series sweep. **Andy D'Alessio** went 2-for-3 with three RBIs and two stolen bases, while **Travis Storrier** hit a solo homer in the first inning and finished the day 2-for-2 with two RBIs. Clemson stole four bases and left four runners on base, while the Hokies stranded 11 baserunners.

Virginia Tech 3 (17-27, 3-21 ACC)										Clemson 7 (33-13, 15-6 ACC)									
Player	AB	R	H	RBI	BB	SO	PO	A		Player	AB	R	H	RBI	BB	SO	PO	A	
Parks, CF	2	1	1	0	2	0	2	0		Demmink, DH	4	1	1	0	0	1	0	0	
Schaeffer, SS	4	0	1	1	0	0	2	3		Chalk, CF	2	1	1	0	0	0	2	0	
Thomas, 3B	4	0	1	1	0	1	2	2		Mitchell, PH/CF	1	0	1	0	0	1	0	1	
O'Brien, 1B	4	0	0	0	0	2	5	0		Storrier, RF	2	2	2	2	0	0	1	0	
Marn, LF	5	0	0	0	0	2	0	0		Ingram, RF/1B	2	0	1	0	0	1	1	0	
Hacker, 2B	3	1	2	0	1	0	4	0		Colvin, LF	3	1	1	0	1	0	1	0	
Padgett, DH	4	0	1	1	0	2	0	0		Harbin, SS	3	1	0	0	1	0	1	5	
Cueto, RF	3	0	1	0	1	1	2	0		M. Smith, 3B	3	0	1	0	0	1	0	1	
Rojas, C	2	0	1	0	0	1	2	1		Hall, PH/3B	1	0	0	0	0	0	0	0	
Foley, C	1	1	1	0	1	0	5	1		D'Alessio, 1B	3	1	2	3	1	1	9	0	
Totals	32	3	9	3	5	9	24	8		Burg, RF	0	0	0	0	0	0	0	0	

Score By Innings										R	H	E
Virginia Tech	0	0	0	1	1	0	0	0	1	3	9	0
Clemson	1	2	3	1	0	0	0	0	0	7	10	0

DP - Clemson 1. LOB - Virginia Tech 11, Clemson 4. 2B - Padgett (9), Colvin (19). 3B - Foley (1), Demmink (2). HR - Storrier (9). HBP - O'Brien. SH - Parks (5). SF - Schaeffer (3), Thomas (4), Mitchell (1). SB - Parks (26), Hacker (3), Chalk (11), Harbin (5), D'Alessio 2 (6). CS - Ingram (1), Casanova (1).

Virginia Tech									Clemson								
IP	H	R	ER	BB	SO	AB	BF		IP	H	R	ER	BB	SO	AB	BF	
Cross (R)	6.0	9	7	7	3	4	25	29	Kopp (R)	6.0	7	2	2	4	6	22	28
Ballard (R)	1.0	1	0	0	0	0	3	3	Fiorenza (R)	1.0	0	0	0	0	1	3	4
Cory (R)	0.2	0	0	0	0	1	2	2	Hinson (L)	1.0	0	0	0	0	1	3	3
Redd (R)	0.1	0	0	0	0	0	1	1	Moskos (L)	1.0	2	1	1	1	1	4	6
Totals	8.0	10	7	7	3	5	31	35	Totals	9.0	9	3	3	5	9	32	41

Win - Kopp (3-1). Loss - Cross (3-7).  
 Umpires: HP - Junior Creech, 1B - A.J. Lostaglio, 3B - Tom Baldinelli  
 Start - 1:05 PM. Finish - 3:39 PM. Time - 2:34. Attendance - 4,341

## Game 48 • Clemson 14, Duke 0

May 8, 2006 (Game 2) • Jack Coombs Field • Durham, NC

In game two, 12 different Tigers contributed to #7 Clemson's 21 hits in a 14-0 win over Duke in the second game of a doubleheader on May 8. Clemson had at least one hit in every inning. **Brad Chalk** set the Tiger single-season record with his 16th sacrifice bunt. Duke did not advance a runner past first base.

Clemson 14									Duke 0								
(35-13, 17-6 ACC)									(14-35, 6-20 ACC)								
Player	AB	R	H	RBI	BB	SO	PO	A	Player	AB	R	H	RBI	BB	SO	PO	A
Demmink, DH/3B	5	2	3	1	0	0	0	1	Gallagher, RF	4	0	0	0	0	0	2	0
Chalk, CF	1	0	1	1	0	0	1	0	Anderson, CF	4	0	1	0	0	0	2	1
Mitchell, CF	3	1	1	0	0	0	1	0	Bartles, SS	2	0	1	0	0	0	2	2
Storrier, RF	3	1	1	1	0	1	1	0	Socorro, 2B	3	0	0	0	0	1	5	2
Burg, PH/RF	3	1	1	1	0	1	2	0	Nicolla, 1B	3	0	0	0	0	2	6	0
Colvin, LF	6	2	3	2	0	0	0	0	Freiman, DH	3	0	1	0	0	1	0	0
Harbin, 2B/SS	4	2	3	0	2	0	3	3	Williams, C	3	0	0	0	0	2	5	0
M. Smith, 3B/2B	5	2	2	2	1	0	0	2	Murray, 3B	3	0	0	0	0	1	2	2
D'Alessio, 1B	3	1	1	1	0	0	3	0	Sherlock, LF	2	0	0	0	0	2	3	0
Hall, 1B	3	0	1	1	0	0	6	0	Butler, PH	1	0	0	0	0	1	0	0
Widmann, SS	4	2	1	2	2	0	1	1									
Fiorenza, P	0	0	0	0	0	0	0	0									
Casanova, C	3	0	3	2	0	0	3	0									
Hogan, C	3	0	0	0	0	2	6	1									
Totals	46	14	21	14	5	4	27	9	Totals	28	0	3	0	0	10	27	9



# 2006 Clemson Boxscores



## Game 49 • Clemson 8, Duke 2

May 9, 2006 • Jack Coombs Field • Durham, NC

In game three, **Andy D'Alessio** hit two homers to lead #7 Clemson to an 8-2 win over Duke on May 9. **Tyler Colvin** hit a homer, while **Taylor Harbin** had two hits, including a two-run single in the seventh. Duke had six hits and scored single runs in each of the first two innings, but were shut out the rest of the game.

Clemson 8									Duke 2								
(36-13, 18-6 ACC)									(14-36, 6-21 ACC)								
Player	AB	R	H	RBI	BB	SO	PO	A	Player	AB	R	H	RBI	BB	SO	PO	A
Demmink, DH	4	0	1	1	0	0	0	0	Gallagher, DH	4	1	1	0	0	1	0	0
Hall, PH/DH/2B	1	0	1	0	0	0	1	1	Anderson, CF	4	0	0	0	0	0	1	0
Chalk, CF	2	1	1	0	0	0	1	0	Bartles, SS	3	0	1	1	1	1	0	4
Mitchell, CF	1	1	0	0	0	0	4	0	Socorro, 2B	4	0	0	0	0	1	3	6
Storrier, RF	2	1	0	1	1	1	1	0	Nicolla, RF	4	1	1	0	0	1	0	0
Burg, RF	1	0	0	0	0	0	0	0	Freiman, 1B	4	0	2	1	0	0	14	1
Colvin, LF	5	1	1	1	0	2	0	0	Murray, LF/3B	3	0	0	0	1	0	2	0
Harbin, 2B/SS	4	0	2	2	1	0	2	4	Williams, C	3	0	0	0	0	2	6	0
M. Smith, 3B	5	1	1	0	0	2	0	1	Kreick, 3B	1	0	0	0	1	0	0	2
D'Alessio, 1B	4	2	2	3	0	0	11	1	Sherlock, PH/LF	1	0	1	0	0	0	0	0
Widmann, SS	3	1	1	0	1	0	2	3									
Hinson, P	0	0	0	0	0	0	0	0									
Casanova, C	2	0	1	0	0	0	5	2									
Hogan, C	1	0	0	0	0	1	0	0									
Totals	35	8	11	8	3	6	27	13	Totals	31	2	6	2	3	6	27	13

Score By Innings									R	H	E
Clemson	2	3	1	0	0	0	2	0	8	11	1
Duke	1	1	0	0	0	0	0	0	2	6	1

**E** - Harbin (5), Gallagher (1). **DP** - Clemson 3, Duke 1. **LOB** - Clemson 7, Duke 5. **2B** - Gallagher (15), Nicolla (9), Freiman (5), Sherlock (7). **3B** - Demmink (3). **HR** - Colvin (9), D'Alessio (2) (17). **HBP** - Chalk, Mitchell. **SH** - Casanova (7). **SF** - Storrier (4). **SB** - Chalk (12), Harbin (6), Widmann (10).

Clemson									Duke								
	IP	H	R	ER	BB	SO	AB	BF		IP	H	R	ER	BB	SO	AB	BF
Berken (R)	4.0	4	2	2	1	4	15	16	Gallagher (L)	6.0	8	6	6	2	2	23	28
Kopp (R)	2.0	1	0	0	0	2	6	6	R. Perry (R)	0.0	0	2	2	1	0	0	2
Martin (L)	1.0	0	0	0	1	0	3	4	Bajoczky (R)	3.0	3	0	0	0	4	12	12
Richard (R)	1.0	1	0	0	1	0	4	5									
Hinson (L)	1.0	0	0	0	0	0	3	3									
Totals	9.0	6	2	2	3	6	31	34	Totals	9.0	11	8	8	3	6	35	42

**Win** - Berken (7-3). **Loss** - Gallagher (1-5).  
**Umpires**: HP - Richie Tallent, 1B - Tony Maners, 3B - Mickey Fuqua  
**Start** - 12:59 PM. **Finish** - 3:16 PM. **Time** - 2:17. **Attendance** - 327

## Game 51 • Clemson 4, Florida State 3 (10 Innings)

May 13, 2006 • Doug Kingsmore Stadium • Clemson, SC

In game two, **Tyler Colvin** singled home **Marquez Smith** with a single through the right side in the 10th inning to lift #7 Clemson to a 4-3 victory over #13 Florida State on May 13. The Tigers tied the score with two outs in the ninth inning on **Adrian Casanova's** run-scoring single up the middle. Florida State maintained a 3-0 lead until **Travis Storrier** hit a two-run triple in the sixth inning. **Storrier** added a double, as both of his extra-base hits fell just short of being home runs. Relievers **David Kopp** and **Ryan Hinson** combined for 6.0 innings, allowing three hits and no runs, as **Hinson** picked up the win. It was the Tigers' first extra-inning win over the Seminoles since the first game of the series in 1958 (103rd all-time game).

Florida State 3 (37-14, 14-11 ACC)									Clemson 4 (38-13, 20-6 ACC)								
Player	AB	R	H	RBI	BB	SO	PO	A	Player	AB	R	H	RBI	BB	SO	PO	A
Robinson, CF	3	1	1	0	2	0	2	0	Demmink, DH	5	0	1	0	0	1	0	0
Rye, RF	5	1	2	0	0	0	3	0	Chalk, CF	4	1	1	0	0	0	1	0
Guinn, 1B	4	0	1	0	0	0	10	2	M. Smith, 3B	4	2	0	0	0	1	0	2
Posey, SS	2	0	1	2	1	0	2	0	Colvin, LF	5	0	1	1	0	1	3	0
Malone, 3B	4	1	2	0	0	0	0	3	Storrier, RF	4	0	2	2	0	0	3	1
Strauss, LF	2	0	0	0	0	0	0	3	Harbin, 2B	4	1	2	0	0	0	5	5
Gildea, LF	1	0	0	0	0	0	0	0	D'Alessio, 1B	4	0	1	0	0	2	12	0
Spivey, DH	3	0	1	1	0	0	0	0	Widmann, SS	4	0	0	0	0	1	0	4
Anderson, PH/DH	1	0	0	0	0	1	0	0	Casanova, C	4	0	1	1	0	0	6	1
T. Thomas, 2B	3	0	0	0	1	0	2	2									
Maxie, C	4	0	0	0	0	3	5	1									
Totals	32	3	8	3	4	4	28	10	Totals	38	4	9	4	0	6	30	16

Score By Innings									R	H	E
Florida State	2	0	0	1	0	0	0	0	3	8	2
Clemson	0	0	0	0	2	0	0	1	4	9	1

**E** - Posey (19), Henry (2), Chalk (4). **DP** - Clemson 1. **LOB** - Florida State 6, Clemson 8. **2B** - Guinn (14), Demmink (13), Storrier (9). **3B** - Storrier (1). **HBP** - M. Smith. **SH** - Guinn (2), Posey (2), Strauss (4), Chalk (18). **SB** - T. Thomas (17), Demmink (11). **CS** - Malone (1).

Florida State									Clemson								
IP	H	R	ER	BB	SO	AB	BF		IP	H	R	ER	BB	SO	AB	BF	
Henry (R)	7.1	5	2	2	0	2	27	29	Cribb (R)	4.0	5	3	3	3	1	14	19
Marsh (R)	0.1	0	0	0	0	1	1	1	Kopp (R)	3.1	2	0	0	1	1	10	12
DiBlasi (L)	0.1	0	0	0	0	1	1	1	Hinson (L)	2.2	1	0	0	0	2	8	8
Tucker (R)	1.1	4	2	1	0	2	9	9									
Totals	9.1	9	4	3	0	6	38	40	Totals	10.0	8	3	3	4	4	32	39

**Win** - Hinson (3-0). **Loss** - Tucker (0-1).  
**Umpires**: HP - Frank Sylvester, 1B - Randy Harvey, 3B - Scott Erby  
**Start** - 4:06 PM. **Finish** - 6:38 PM. **Time** - 2:32. **Attendance** - 5,470

## Game 50 • Clemson 9, Florida State 1

May 12, 2006 • Doug Kingsmore Stadium • Clemson, SC

In game one, #7 Clemson totaled 18 hits in a 9-1 victory over #13 Florida State on May 12. **Travis Storrier** had four hits, while **Marquez Smith** tied a Tiger record held by many with three doubles.

Florida State 1 (37-13, 14-10 ACC)									Clemson 9 (37-13, 19-6 ACC)								
Player	AB	R	H	RBI	BB	SO	PO	A	Player	AB	R	H	RBI	BB	SO	PO	A
Robinson, CF	3	0	0	1	0	0	2	0	Demmink, DH	5	2	3	0	0	1	0	0
Malone, 3B	4	0	1	0	0	0	0	2	Burg, PH/DH	1	0	0	0	0	0	0	0
Guinn, 1B	3	0	0	0	0	0	10	0	Chalk, CF	4	1	1	0	0	0	3	0
Posey, SS	3	0	0	0	1	0	2	1	M. Smith, 3B	3	3	3	3	1	0	0	2
Oravetz, DH	4	0	0	0	0	2	0	0	Colvin, LF	5	1	1	1	0	1	4	0
T. Thomas, 2B	3	0	0	0	1	2	3	8	Storrier, RF	5	1	4	1	0	0	0	0
Strauss, RF	3	1	2	0	1	0	0	0	Mitchell, RF	0	0	0	0	0	0	0	0
Gildea, LF	3	0	0	0	0	1	3	0	Harbin, 2B/SS	4	1	3	2	1	0	1	2
Maxie, C	2	0	0	0	0	1	3	1	D'Alessio, 1B	3	0	1	1	1	2	8	1
Diaz, C	0	0	0	0	0	0	1	0	Ingram, PH/1B	1	0	0	0	0	0	1	2
Spivey, PH	1	0	0	0	0	0	0	0	Widmann, SS	4	0	2	1	0	0	0	2
									Leggett, PH/2B	0	0	0	0	0	0	0	1
									Casanova, C	3	0	0	0	0	0	5	0
									Hall, PH	1	0	0	0	0	0	0	0
									Hogan, C	0	0	0	0	0	0	1	0
Totals	29	1	3	1	3	6	24	13	Totals	39	9	18	9	3	5	27	0



# 2006 Clemson Boxscores



## Game 53 • Clemson 1, College of Charleston 0

May 16, 2006 • Doug Kingsmore Stadium • Clemson, SC

P.J. Zocchi pitched 8.2 scoreless innings with eight strikeouts to pitch #3 Clemson to a 1-0 victory over #21 College of Charleston at Doug Kingsmore Stadium on May 16. Zocchi allowed just five hits and one walk, while Daniel Moskos struck out the only batter he faced with the tying run on first base to record the save. Clemson ran its consecutive innings scoreless streak against the Cougars to 29. Andy D'Alessio's sacrifice fly plated Marquez Smith in the fourth for the game's lone run. With runners on first and third with one out, shortstop Stan Widmann turned a key double play on a groundball up the middle that second-baseman Taylor Harbin snagged to get out of a jam. Adrian Casanova had two of the Tigers' four hits.

College of Charleston 0 (38-13)									Clemson 1 (40-13)								
Player	AB	R	H	RBI	BB	SO	PO	A	Player	AB	R	H	RBI	BB	SO	PO	A
Coker, RF	4	0	1	0	0	1	1	0	Demmink, DH	3	0	0	0	0	1	0	0
Cobb, CF	3	0	2	0	0	0	2	0	Chalk, CF	3	0	0	0	1	0	1	0
Campbell, 2B	4	0	1	0	0	0	3	1	M. Smith, 3B	2	1	0	0	2	0	1	2
Lasater, 1B	3	0	0	0	1	1	7	0	Colvin, LF	4	0	1	0	0	1	2	0
Cordisco, PR	0	0	0	0	0	0	0	0	Storrier, RF	1	0	0	0	0	1	2	0
Easterling, 3B	4	0	0	0	0	1	0	1	Harbin, 2B	2	0	0	0	1	0	0	6
Garabedian, C	3	0	0	0	0	1	6	1	D'Alessio, 1B	2	0	0	1	0	2	11	0
Maiden, DH	2	0	0	0	0	1	0	0	Widmann, SS	3	0	1	0	0	0	2	2
McCord, PH/DH	1	0	0	0	0	1	0	0	Casanova, C	3	0	2	0	0	0	8	2
Friddle, LF	3	0	1	0	0	0	2	1									
Marmol, SS	2	0	0	0	0	2	2	2									
Kirkpatrick, PH	1	0	0	0	0	1	0	0									
Trask, SS	0	0	0	0	0	0	0	0									
Totals	30	0	5	0	1	9	24	8	Totals	23	1	4	1	4	5	27	12

Score By Innings													R	H	E
College of Charleston	0	0	0	0	0	0	0	0	0	0	0	0	0	5	0
Clemson	0	0	0	1	0	0	0	0	0	0	0	0	1	4	3

E - M. Smith (2), Storrier (2), Widmann (20). DP - College of Charleston 1, Clemson 2. LOB - College of Charleston 5, Clemson 6. 2B - Cobb (14), Friddle (14). HBP - Storrier. SH - Cobb (11), Demmink (2), Storrier (4). SF - D'Alessio (3). SB - Cobb (19). CS - Friddle (6).

Charleston									Clemson								
	IP	H	R	ER	BB	SO	AB	BF		IP	H	R	ER	BB	SO	AB	BF
Beliveau (L)	7.1	4	1	1	4	4	22	30	Zocchi (R)	8.2	5	0	0	1	8	29	31
Monsma (L)	0.2	0	0	0	0	1	1	1	Moskos (L)	0.1	0	0	0	0	1	1	1
Totals	8.0	4	1	1	4	5	23	31	Totals	9.0	5	0	0	1	9	30	32

Win - Zocchi (5-0). Loss - Beliveau (4-3). Save - Moskos (9).  
Umpires: HP - David Savage, 1B - Steve Manders, 3B - Toby Basner  
Start - 7:16 PM. Finish - 9:30 PM. Time - 2:14. Attendance - 4,259

## Game 55 • Clemson 6, Wake Forest 0

May 19, 2006 • Doug Kingsmore Stadium • Clemson, SC

In game two, Tyler Colvin went 4-for-4 with a homer and four RBIs to lead #3 Clemson to a 6-0 victory over #22 Wake Forest on May 19. With the win, Clemson clinched the ACC regular-season title for the first time since 1995. Colvin's three-run homer with two outs in the seventh inning gave the Tigers a comfortable cushion. Clemson held a 3-0 lead after scoring single runs in the first three innings. Wake Forest got leadoff singles in the fourth, fifth, sixth, and seventh innings, but failed to score each time thanks in part to double plays in two of the innings. Brad Chalk was 2-for-4 with two runs scored, while Stan Widmann added two hits and an RBI. Josh Cribb pitched 7.0 scoreless innings, allowing six hits and no walks with four strikeouts to earn the win. Cribb, David Kopp, and Daniel Moskos combined to face just four batters over the minimum in the game.

Wake Forest 0 (33-19, 16-12 ACC)									Clemson 6 (42-13, 23-6 ACC)								
Player	AB	R	H	RBI	BB	SO	PO	A	Player	AB	R	H	RBI	BB	SO	PO	A
Antonelli, 3B	4	0	2	0	0	0	0	2	Demmink, DH	4	0	0	0	0	1	0	0
Ocheltree, RF	4	0	0	0	0	2	3	0	Chalk, CF	4	2	2	0	0	1	0	0
Dykstra, 1B	4	0	1	0	0	0	10	0	M. Smith, 3B	3	1	1	0	1	1	0	4
Linnenkohl, LF	4	0	0	0	0	0	3	1	Colvin, LF	4	1	4	4	0	0	1	0
Smith, DH	3	0	1	0	0	0	0	0	Storrier, RF	4	0	0	0	0	1	3	0
Goff, 2B	3	0	1	0	0	0	1	4	Mitchell, RF	0	0	0	0	0	0	0	0
Hood, SS	3	0	0	0	0	1	1	4	Harbin, 2B	4	1	1	0	0	0	5	5
Jones, C	2	0	0	0	0	1	6	0	D'Alessio, 1B	3	0	0	0	1	1	11	1
Enick, PH	1	0	0	0	0	1	0	0	Widmann, SS	4	0	2	1	0	0	0	2
Rosaia, C	0	0	0	0	0	0	0	0	Casanova, C	3	1	1	0	1	0	6	0
Williams, CF	3	0	1	0	0	1	0	0									
Totals	31	0	6	0	0	6	24	11	Totals	33	6	11	5	3	5	27	14

Score By Innings													R	H	E
Wake Forest	0	0	0	0	0	0	0	0	0	0	0	0	0	6	1
Clemson	1	1	1	0	0	0	3	0	6	11	0				

E - Linnenkohl (4). DP - Clemson 2. LOB - Wake Forest 4, Clemson 7. 2B - Dykstra (17). HR - Colvin (12). SH - Demmink (3). SB - Colvin (16), Harbin (7), Widmann (12).

Wake Forest									Clemson								
Player	IP	H	R	ER	BB	SO	AB	BF	Player	IP	H	R	ER	BB	SO	AB	BF
Niesen (L)	6.0	7	3	3	2	4	24	26	Cribb (R)	7.0	6	0	0	0	4	25	25
K. Young (R)	2.0	4	3	3	1	1	9	11	Kopp (R)	1.0	0	0	0	0	1	3	3
									Moskos (L)	1.0	0	0	0	0	1	3	3
Totals	8.0	11	6	6	3	5	33	37	Totals	9.0	6	0	0	0	6	31	31

Win - Cribb (9-0). Loss - Niesen (3-1).  
Umpires: HP - Mickey Fuqua, 1B - Ron Sebastian, 3B - Al Davis  
Start - 7:18 PM. Finish - 9:25 PM. Time - 2:07. Attendance - 5,617

## Game 54 • Clemson 26, Wake Forest 1

May 18, 2006 • Doug Kingsmore Stadium • Clemson, SC

In game one, Clemson totaled 25 hits, including seven home runs, in a 26-1 victory over #22 Wake Forest on May 18. The Tigers' 26 runs were the most in a game since a 41-9 victory at N.C. State in 1979. Clemson had 12 extra-base hits. Tyler Colvin and Andy D'Alessio each hit two homers. Colvin was also 5-for-7 with eight RBIs. Stephen Faris faced the minimum in 6.0 innings pitched to earn the win.

Wake Forest 1 (33-18, 16-11 ACC)									Clemson 26 (41-13, 22-6 ACC)								
Player	AB	R	H	RBI	BB	SO	PO	A	Player	AB	R	H	RBI	BB	SO	PO	A
Antonelli, 3B	4	0	1	0	0	0	0	1	Demmink, DH	5	1	2	2	1	1	0	0
Ocheltree, CF/RF	4	1	0	0	0	2	3	1	Chalk, CF	6	3	2	2	1	1	2	0
Dykstra, 1B	4	0	1	0	0	1	6	0	M. Smith, 3B	3	2	2	0	0	0	0	1
Woodall, DH	3	0	1	0	0	1	0	0	Hall, PH/3B	4	2	3	3	0	0	0	1
Williams, CF	1	0	1	0	0	0	1	0	Colvin, LF	7	3	5	8	0	1	4	0
Linnenkohl, LF	3	0	1	1	0	0	1	0	Storrier, RF	3	0	1	1	0	0	2	0
Smith, RF/P	2	0	1	0	0	0	3	1	Mitchell, PH/RF	1	3	0	0	2	0	1	0
Achilles, 2B	0	0	0	0	0	0	2	0	Harbin, 2B	3	1	1	0	0	0	0	2
Hood, SS	3	0	0	0	0	0	2	2	Leggett, PH/2B	4	2	1	0	0	0	1	3
Rosaia, C	3	0	1	0	0	0	4	0	D'Alessio, 1B	3	2	2	3	0	1	7	1
Goff, 2B	3	0	0	0	0	1	2	3	Burg, PH/1B	2	2	1	3	1	0	2	0
G. Young, P	0	0	0	0	0	0	0	0	Widmann, SS	5	2	3	0	1	0	2	2
									Casanova, C	2	1	0	0	0	0	0	4
									Hogan, PH/C	2	2	2	2	1	0	1	0
Totals	30	1	7	1	0	5	24	8	Totals	50	26	25	26	7	4	27	1







# 2006 Clemson Boxscores



## Game 61 • Clemson 8, N.C. State 4

May 28, 2006 • Baseball Grounds of Jacksonville • Jacksonville, FL

In the ACC Tournament Championship game, **Sean Clark** pitched 8.0 innings of four-hit ball to lead #3 Clemson to an 8-4 win over #25 N.C. State on May 28. **Clark**, who had never made a start in a Tiger uniform, allowed just one run (in the ninth inning) and one walk with five strikeouts to earn the win against the ACC's best hitting team that entered with a .337 batting average. The Tigers scored four unearned runs in the fourth, and held on for the 8-4 win to capture its first ACC Tourney title since 1994 and ninth overall.

Clemson 8									(47-14)									N.C. State 4									(38-21)								
Player	AB	R	H	RBI	BB	SO	PO	A	Player	AB	R	H	RBI	BB	SO	PO	A	Player	AB	R	H	RBI	BB	SO	PO	A									
Demmink, DH	6	1	0	0	0	1	0	0	Camp, CF	5	0	1	1	0	0	1	3	0	Corona, 2B	5	0	1	0	0	1	2	7								
Chalk, CF	4	1	2	1	2	0	1	0	Bates, 1B	4	1	2	0	0	0	11	0	Still, DH	3	1	0	0	0	0	0	0									
M. Smith, 3B	3	1	1	2	3	0	1	2	Aragon, RF	4	0	0	0	0	0	2	0	0	0	0	0	0	2	0	0										
Colvin, LF	6	1	3	2	0	0	3	0	Pond, LF	3	0	0	0	0	0	2	2	0	0	0	0	0	2	2	0										
Harbin, 2B	4	0	0	0	2	0	2	2	Synan, PH	1	1	1	0	0	0	0	0	0	0	0	0	0	0	0	0										
D'Alessio, 1B	5	1	1	1	0	3	7	0	Mangini, 3B	1	0	0	0	0	0	3	1	Martin, PH/3B	1	0	0	0	0	0	0	1									
Hall, 1B	0	0	0	0	0	0	0	0	Cone, PH	0	1	0	1	0	0	0	0	0	0	0	0	0	0	0	0										
Widmann, SS	5	2	3	0	0	1	2	3	Mangum, C	4	0	1	0	0	1	5	0	Diaz, SS	3	0	1	2	1	1	1	4									
Mitchell, RF	3	1	0	0	2	0	3	0	Diaz, SS	3	4	7	4	1	8	27	14	Totals	34	4	7	4	1	8	27	14									
Casanova, C	4	0	0	0	0	1	8	0	Totals	34	4	7	4	1	8	27	14																		
Totals	40	8	10	6	9	6	27	8																											

Score By Innings													R H E		
Clemson	0	0	0	4	0	0	4	0	0	8	10	0			
N.C. State	0	0	0	0	0	0	0	4	0	4	7	3			

E - Corona (10), Mangini 2 (14). DP - N.C. State 2. LOB - Clemson 15, N.C. State 7. 2B - M. Smith (17), Camp (20), Bates (19). 3B - Widmann (2). HBP - Casanova, Still, Mangini, Cone. SB - Demmink (12), Colvin (21), Harbin (8).

Clemson									N.C. State								
	IP	H	R	ER	BB	SO	AB	BF		IP	H	R	ER	BB	SO	AB	BF
Clark (R)	8.0	4	1	1	1	5	28	30	Surkamp (L)	4.2	6	4	0	2	4	23	25
Fiorenza (R)	0.2	3	3	3	0	2	5	7	Rutter (R)	0.0	0	0	0	0	1	0	0
Zocchi (R)	0.1	0	0	0	0	1	1	1	Duncan (L)	2.0	2	3	3	2	1	9	11
									High (R)	0.0	1	1	1	2	0	1	3
									Brookens (R)	2.1	1	0	0	2	1	7	9
Totals	9.0	7	4	4	1	8	34	38	Totals	9.0	10	8	4	9	6	40	50

Win - Clark (1-0). Loss - Surkamp (2-3). Save - Zocchi (1).  
 Umpires: HP - Randy Harvey, 1B - Scott Graham, 2B - Scott Erby, 3B - Steve Manders  
 Start - 1:07 PM. Finish - 3:53 PM. Time - 2:46. Attendance - 4,172

## Game 63 • Clemson 13, Elon 3

June 3, 2006 • Doug Kingsmore Stadium • Clemson, SC

In the winners' bracket game of the regional, #2 Clemson defeated Elon 13-3 on June 3. **Taylor Harbin** and **Andy D'Alessio** hit back-to-back home runs in both the first and third innings. It was the first time in school history that the same pair of Tigers went deep back-to-back twice in a game. **Harbin** totaled a game-high four RBIs, while **Marquez Smith**, **D'Alessio**, and **Stan Widmann** all had three hits.

Elon 3									Clemson 13								
(45-17)									(49-14)								
Player	AB	R	H	RBI	BB	SO	PO	A	Player	AB	R	H	RBI	BB	SO	PO	A
Jobe, 2B	4	0	0	0	0	2	3	2	Demmink, DH	5	0	1	1	0	0	0	0
Weaver, 3B	3	1	0	0	0	1	1	0	Hall, PH/2B	1	0	0	0	0	0	0	0
Rodebaugh, DH/1B	3	1	2	2	0	0	0	0	Chalk, CF	3	2	1	0	2	0	1	0
Boehme, PH	1	0	0	0	0	1	0	0	M. Smith, 3B	4	1	3	0	0	0	2	2
Price, LF	3	0	0	0	0	1	2	0	Colvin, LF	4	3	1	0	1	0	2	0
R. Radford, PH	1	0	0	0	0	0	0	0	Harbin, 2B	4	2	2	4	1	2	1	3
Vasami, 1B/P	3	1	1	1	0	0	6	4	Richard, P	0	0	0	0	0	0	0	0
Pratt, PH	1	0	1	0	0	0	0	0	D'Alessio, 1B	3	3	3	3	2	0	10	0
Rembert, C/RF	4	0	1	0	0	2	3	1	Widmann, SS	5	1	3	2	0	1	0	2
Addison, RF/CF	3	0	0	0	0	1	1	0	Mitchell, RF	3	1	1	0	1	0	1	0
Bennett, SS	3	0	1	0	0	0	2	6	Burg, PH/RF	1	0	0	0	0	0	0	0
Snyder, CF	2	0	0	0	0	0	1	0	Casanova, C	4	0	0	0	0	0	8	1
Irvine, C	1	0	0	0	0	1	3	0	Hogan, PH/C	1	0	0	0	0	0	2	0
Totals	32	3	6	3	0	9	24	15	Totals	38	13	15	10	7	3	27	9

Score By Innings													R H E		
Elon	0	1	0	0	2	0	0	0	3	6	3				
Clemson	5	0	2	0	5	1	0	0	13	15	0				

E - Weaver (9), Vasami (6), Hensley (3). DP - Elon 1. LOB - Elon 3, Clemson 9. 2B - M. Smith (18), Colvin (22), D'Alessio (14). 3B - M. Smith (1). HR - Rodebaugh (11), Vasami (14), Harbin 2 (7), D'Alessio 2 (22). HBP - Weaver, M. Smith. SB - Colvin (22). CS - Chalk (1).

Elon									Clemson								
	IP	H	R	ER	BB	SO	AB	BF		IP	H	R	ER	BB	SO	AB	BF
Hensley (R)	0.1	2	5	4	2	0	4	6	Faris (R)	8.0	5	3	3	0	7	28	29
Ebert (L)	3.1	6	2	2	1	0	15	16	Richard (R)	1.0	1	0	0	0	2	4	4
K. Radford (R)	2.0	3	5	2	4	2	8	13									
Regan (R)	1.1	4	1	1	0	1	8	8									
Vasami (R)	1.0	0	0	0	0	0	3	3									
Totals	8.0	15	13	9	7	3	38	46	Totals	9.0	6	3	3	0	9	32	33

Win - Faris (9-2). Loss - Hensley (6-4).  
 Umpires: HP - Randy Wetzell, 1B - Kelly Gonzales, 2B - Danny Mascorro, 3B - Rickey Armstrong  
 Start - 7:00 PM. Finish - 9:28 PM. Time - 2:28. Attendance - 5,617

## Game 62 • Clemson 3, North Carolina-Asheville 0

June 2, 2006 • Doug Kingsmore Stadium • Clemson, SC

In the first round of the regional, #2 Clemson blanked North Carolina-Asheville 3-0 on June 2. The game was suspended in the middle of the first inning due to inclement weather and was completed on June 3. **Stan Widmann** hit a two-run homer in the second inning, his first long ball of the season, and **Taylor Harbin** drove in the other run with an infield single in the third inning. **Taylor Harbin** went 1-for-2 with a run scored, a walk, and two stolen bases. **Sean Clark** pitched the final 8.0 innings, allowing three hits, no runs, and two walks with six strikeouts to earn the win. Starter **Jason Berken** pitched the first inning on June 2 before the rain started, and could not come back the following day. Bulldog starter **Chris Nigro**, who never threw a pitch on June 2, pitched a complete game, allowing only three runs on six hits in 8.0 innings pitched, but suffered the loss. North Carolina-Asheville stranded eight runners on base, while Clemson left just three on base. The game lasted just 114 minutes thanks to only three hits by the Bulldogs and six by the Tigers.

North Carolina-Asheville 0 (28-34)									Clemson 3 (48-14)								
Player	AB	R	H	RBI	BB	SO	PO	A	Player	AB	R	H	RBI	BB	SO	PO	A
Mattison, CF	4	0	0	0	0	0	1	0	Demmink, DH	2	1	0	0	2	1	0	0
Henson, SS	3	0	0	0	0	0	2	4	Chalk, CF	3	0	2	0	0	0	0	4
Arrington, 1B	3	0	1	0	1	0	8	0	M. Smith, 3B	4	0	0	0	0	0	2	1
Locklear, DH	3	0	0	0	1	2	0	0	Colvin, LF	3	0	1	1	0	1	1	0
Vernon, LF	4	0	1	0	0	1	4	0	Harbin, 2B	2	1	1	0	1	0	2	1
Pippitt, RF	4	0	0	0	0	2	2	0	D'Alessio, 1B	3	0	0	0	0	1	5	0
Smith, 2B	4	0	1	0	0	1	3	0	Widmann, SS	3	1	2	2	0	0	2	2
Whited, C	2	0	0	0	1	0	3	3	Mitchell, RF	3	0	0	0	0	0	1	4
Burnich, 3B	3	0	0	0	0	1	1	3	Casanova, C	3	0	0	0	0	0	7	0
Totals	30	0	3	0	3	7	24	13	Totals	26	3	6	3	3	4	27	5



# 2006 Clemson Boxscores



## Game 65 • Clemson 11, Oral Roberts 8

June 9, 2006 • Doug Kingsmore Stadium • Clemson, SC

In game one, **Tyler Colvin** hit a walkoff grand slam in the ninth inning to lift #2 Clemson to an 11-8 win over #14 Oral Roberts on June 9. The Golden Eagles scored three runs in the ninth inning to take an 8-7 lead, but three straight singles with one out set up **Colvin's** dramatic homer. It was the first walkoff grand slam in school history and the second walkoff homer by a Tiger in an NCAA Tournament game. Oral Roberts jump out to a 4-1 lead in the second on **Travis DeBonds's** three-run homer. But the Tigers chipped away and took the lead on **Adrian Casanova's** run-scoring single in the sixth. **D.J. Mitchell**, who had a game-high three hits and three RBIs, gave Clemson a two-run lead on a run-scoring single in the eighth. **Taylor Harbin** and **Herman Demmink** added solo homers, including **Demmink's** to lead off the game.

Oral Roberts 8									(41-15)									Clemson 11									(51-14)								
Player	AB	R	H	RBI	BB	SO	PO	A	Player	AB	R	H	RBI	BB	SO	PO	A	Player	AB	R	H	RBI	BB	SO	PO	A									
Duffy, RF	3	1	0	0	1	1	1	1	Demmink, DH	4	2	2	1	1	0	0	0	Chalk, CF	3	1	1	0	1	0	3	0									
Torres, SS	4	0	1	1	0	1	3	3	M. Smith, 3B	5	1	1	1	0	2	1	2	Colvin, LF	5	1	2	4	0	1	1	0									
Kahalelio, 2B	4	1	2	1	1	0	1	4	Harbin, 2B	2	3	1	1	0	0	2	4	D'Alessio, 1B	3	1	0	0	1	2	9	0									
Bouchie, C	5	0	2	0	0	0	7	1	D'Alessio, 1B	3	1	0	0	1	2	9	0	Widmann, SS	4	0	1	0	0	1	1	1									
Rothford, 1B	5	1	2	2	0	1	10	0	Mitchell, RF	4	1	3	3	0	0	3	1	Casanova, C	2	1	1	1	1	0	7	0									
Minissale, CF	5	1	1	0	0	2	1	1	Casanova, C	2	1	1	1	1	0	7	0	Hall, PH	1	0	0	0	0	0	0	0									
Aguilar, DH	3	1	0	0	1	1	0	0	Hall, PH	1	0	0	0	0	0	0	0																		
McQuigg, 3B	3	1	2	0	0	1	2	1																											
DeBonds, LF	3	1	1	3	0	0	0	0																											
Warfle, PH/LF	1	1	1	0	0	0	0	0																											
Totals	36	8	12	7	3	7	25	15	Totals	33	11	12	11	4	6	27	10																		

### Score By Innings

	1	2	3	4	5	6	7	8	9	R	H	E
Oral Roberts	1	3	0	0	0	1	0	0	3	8	12	1
Clemson	1	1	1	0	2	0	1	4		11	12	2

**E** - DeBonds (2), D'Alessio (2), Mitchell (2). **DP** - Clemson 2. **LOB** - Oral Roberts 7, Clemson 4. **HR** - Rothford (13), DeBonds (3), Demmink (5), Colvin (13), Harbin (8). **HBP** - Harbin. **SH** - Duffy (4), McQuigg (8), Chalk (21), Harbin (3). **SF** - Torres (2). **SB** - Harbin (13), Mitchell (7).

Oral Roberts									Clemson								
	IP	H	R	ER	BB	SO	AB	BF		IP	H	R	ER	BB	SO	AB	BF
Jones (R)	2.0	2	3	3	3	2	7	10	Berken (R)	1.1	1	4	2	2	1	6	9
Crichton (R)	5.0	4	3	1	0	4	18	20	Zocchi (R)	5.0	6	1	1	1	1	3	20
Jarrett (R)	1.1	6	5	5	1	0	8	10	Kopp (R)	0.2	0	0	0	0	0	1	1
									Moskos (L)	2.0	5	3	3	0	3	9	11
Totals	8.1	12	11	9	4	6	33	40	Totals	9.0	12	8	6	3	7	36	42

**Win** - Moskos (5-5). **Loss** - Jarrett (7-2).

**Umpires**: HP - Mark Chapman, 1B - John Kleis, 2B - Jim Garman, 3B - Darrin Sealey

**Start** - 3:06 PM. **Finish** - 6:26 PM. **Time** - 3:20. **Attendance** - 5,617

## Game 67 • Clemson 8, Georgia Tech 4

June 16, 2006 • Rosenblatt Stadium • Omaha, NE

In the opener, #2 Clemson scored eight runs in the eighth inning to defeat #4 Georgia Tech 8-4 on June 16. Georgia Tech took a 3-0 lead in the first inning, highlighted by **Jeff Kindel's** two-run homer to center. After the Yellow Jackets took a 4-0 lead in the seventh inning, the Tigers sent 13 batters to the plate in the eighth inning and scored eight runs after totaling just two hits in the first seven innings. **Marquez Smith** plated the first two runs with a double to left-center, then **Andy D'Alessio** hit a three-run homer to right-center to put the Tigers ahead 6-4. Clemson added two more runs thanks to RBI singles by **Adrian Casanova** and pinch-hitter **Ben Hall**. **Ryan Hinson** picked up the win in relief by pitching 2.0 scoreless innings.

Georgia Tech 4									(50-17)									Clemson 8									(53-14)								
Player	AB	R	H	RBI	BB	SO	PO	A	Player	AB	R	H	RBI	BB	SO	PO	A	Player	AB	R	H	RBI	BB	SO	PO	A									
Blackwood, CF	4	1	0	0	1	3	1	0	Demmink, DH	3	1	0	0	1	0	0	0	Hall, PH/DH	1	0	1	1	0	0	0	0									
Crancer, RF	5	1	3	0	0	0	0	0	Chalk, CF	4	1	1	0	1	1	0	0	M. Smith, 3B	3	1	1	2	2	1	0	1									
Wieters, C	3	1	1	1	0	0	7	0	Colvin, LF	5	1	2	0	0	1	3	0	Harbin, 2B	3	1	0	0	1	2	1	4									
Kindel, LF	4	1	2	2	0	0	4	0	Harbin, 2B	3	1	0	0	1	2	1	4	D'Alessio, 1B	3	1	2	3	1	0	13	0									
Robbins, 3B	4	0	0	0	0	1	0	0	Mitchell, RF	4	1	1	0	0	0	2	0	Widmann, SS	3	0	0	0	1	0	3	3									
Murton, 1B	4	0	2	0	0	0	8	0	Mitchell, RF	4	1	1	0	0	0	2	0	Trapani, 2B	3	0	0	1	0	3	4	0									
Hodges, DH	3	0	0	0	1	1	0	0	Casanova, C	4	1	1	1	0	2	5	0	Fisher, SS	3	0	0	0	0	0	1	4									
Scherer, PR/DH	0	0	0	0	0	0	0	0	Totals	33	4	8	3	3	5	24	10	Totals	33	8	9	7	7	7	27	9									
Trapani, 2B	3	0	0	0	1	0	3	4																											
Fisher, SS	3	0	0	0	0	0	1	4																											
Totals	33	4	8	3	3	5	24	10																											

### Score By Innings

	1	2	3	4	5	6	7	8	9	R	H	E
Georgia Tech	3	0	0	0	0	0	1	0	0	4	8	1
Clemson	0	0	0	0	0	0	8			8	9	0

**E** - Turner (3). **DP** - Clemson 2. **LOB** - Georgia Tech 7, Clemson 8. **2B** - Crancer 2 (11), M. Smith (19), Mitchell (3). **HR** - Kindel (14), D'Alessio (23). **HBP** - Wieters, Fisher. **SB** - Hall (1), M. Smith (5).

Georgia Tech									Clemson								
	IP	H	R	ER	BB	SO	AB	BF		IP	H	R	ER	BB	SO	AB	BF
Hyde (L)	7.0	3	2	2	5	6	24	29	Clark (R)	6.0	7	4	4	2	3	25	29
Rulon (R)	0.0	1	1	1	0	0	1	1	Hinson (L)	2.0	1	0	0	1	1	5	6
Turner (L)	0.0	2	3	3	1	0	2	3	Moskos (L)	1.0	0	0	0	0	1	3	3
Hyatt (R)	0.1	2	2	2	0	0	3	3									
Ladd (L)	0.2	1	0	0	1	1	3	4									
Totals	8.0	9	8	8	7	7	33	40	Totals	9.0	8	4	4	3	5	33	38

**Win** - Hinson (4-0). **Loss** - Turner (4-4).

**Umpires**: HP - Randy Bruns, 1B - John Kleis, 2B - Paul Guillie, 3B - Tony Maners

**Start** - 1:08 PM. **Finish** - 3:52 PM. **Time** - 2:44. **Attendance** - 16,045

## Game 66 • Clemson 6, Oral Roberts 5

June 10, 2006 • Doug Kingsmore Stadium • Clemson, SC

In game two, #2 Clemson rallied from a 4-0 deficit, capped by a three-run eighth inning, to defeat #14 Oral Roberts 6-5 on June 10 to win the Clemson Super Regional. After the Golden Eagles scored four runs (three unearned) in the first three innings, **Taylor Harbin** hit a three-run home run in the fourth inning to narrow the deficit to 4-3. After Oral Roberts doubled its lead with a run in the seventh inning, **Harbin** hit a two-out, run-scoring single up the middle, and **Stan Widmann** later hit a two-run single to left field to give the Tigers the lead for good. All six Tiger runs came with two outs. **Harbin** had a game-high four RBIs, while both **Tyler Colvin** and **Harbin** scored two runs apiece. **Sean Clark** pitched 3.2 effective innings in relief with six strikeouts, while **David Kopp** pitched the final 2.2 innings, allowing one hit and no runs to earn the victory. The Golden Eagles, who out-hit the Tigers 10-8, left 11 runners on base, including eight in the first three innings.

Clemson 6									(52-14)									Oral Roberts 5									(41-16)								
Player	AB	R	H	RBI	BB	SO	PO	A	Player	AB	R	H	RBI	BB	SO	PO	A	Player	AB	R	H	RBI	BB	SO	PO	A									
Demmink, DH	5	1	2	0	0	1	0	0	Duffy, RF	5	1	2	1	0	1	5	0	Torres, SS	3	1	1	0	2	0	2	2									
Chalk, CF	4	0	1	0	1	1	2	0	Kahalelio, 2B	4	0	1	1	1	0	2	2	Rothford, 1B	4	0	0	0	1	3	9	0									
M. Smith, 3B	3	1	0	0	1	0	0	2	Bouchie, C	4	0	1	1	0	2	4	1	Minissale, CF	5	1	2	1	0	1	3	0									
Colvin, LF	4	2	2	0	0	0	2	0	Minissale, CF	5	1	2	1	0	1	3	0	McQuigg, 3B	4	1	1	0	0	1	1	2									
Harbin, 2B	3	2	2	4	0	0	1	0	McQuigg, 3B	4	1	1	0	0	1	1	2	DeBondt, DH	4	1	2	0	0	0	0	0									
D'Alessio, 1B	3	0	0	0	1	1	6	0	DeBondt, DH	4	1	2	0	0	0	0	0	Warfile, LF	2	0	0	1	0	1	1	0									
Widmann, SS	3	0	1	2	1	0	2	2	Warfile, LF	2	0	0	1	0	1	1	0	Totals	35	5	10	5	4	9	27	10									
Mitchell, RF	4	0	0	0	0	2	4	0	Totals	35	5	10	5	4	9	27	10																		
Casanova, C	4	0	0	0	0	0	9	0																											
Totals	33	6	8	6	4	5	27	6																											



# 2006 Clemson Boxscores



## Game 69 • Cal State Fullerton 7, Clemson 6

June 20, 2006 • Rosenblatt Stadium • Omaha, NE

In the third game, #2 Cal State Fullerton rallied for a 7-6 win over #2 Clemson on June 20 to eliminate the Tigers. Every Tiger starter had at least one hit, including three singles and two RBIs by **Herman Demmink**. After the Titans took a 3-0 lead in the top of the first, the Tigers responded with three runs in the bottom of the first, highlighted by **Andy D'Alessio's** two-run double. Clemson built a 6-3 lead with two runs in the fourth, but the Titans tied the score 6-6 in the seventh, highlighted by a two-run homer by **David Cooper**. **Cooper** went 5-for-5 with four RBIs. His run-scoring, bloop single with two outs in the eighth proved to be the game-winner. **Taylor Harbin** doubled to lead off the ninth, but was stranded.

Cal State Fullerton 7 (50-14)										Clemson 6 (53-16)									
Player	AB	R	H	RBI	BB	SO	PO	A		Player	AB	R	H	RBI	BB	SO	PO	A	
Turner, 2B	5	1	1	0	0	0	2	1		Demmink, DH	5	2	3	2	0	0	0	0	
Davis, SS	5	1	1	0	0	0	1	1		Chalk, CF	5	1	2	0	0	0	1	0	
Pill, 1B	4	1	2	1	1	2	6	2		M. Smith, 3B	5	0	1	1	0	0	2	2	
Dorn, LF	5	2	3	1	0	1	4	0		Colvin, LF	4	1	1	1	1	0	1	0	
Cooper, DH	5	1	5	4	0	0	0	0		Harbin, 2B	5	0	1	0	0	0	3	2	
Tripp, RF/CF	3	1	0	0	0	2	1	0		D'Alessio, 1B	4	0	1	2	1	2	9	0	
Hardman, CF	2	0	0	0	1	0	5	0		Widmann, SS	5	0	2	0	0	0	0	3	
Clark, PH/RF	2	0	0	0	0	1	0	0		Mitchell, RF	3	1	1	0	0	0	2	0	
McArthur, 3B	5	0	2	1	0	1	3	2		Hall, PH	1	0	0	0	0	1	0	0	
Curtis, C	4	0	1	0	0	1	3	1		Casanova, C	3	1	1	0	1	1	8	1	
<b>Totals</b>	<b>40</b>	<b>7</b>	<b>15</b>	<b>7</b>	<b>2</b>	<b>8</b>	<b>27</b>	<b>8</b>		<b>Totals</b>	<b>40</b>	<b>6</b>	<b>13</b>	<b>6</b>	<b>3</b>	<b>4</b>	<b>27</b>	<b>9</b>	

### Score By Innings

	R	H	E
Cal State Fullerton	3	0	0
Clemson	3	1	0

**E** - Hardman (3). **LOB** - Cal State Fullerton 11, Clemson 11. **2B** - Pill (21), Dorn (13), M. Smith (20), Harbin (20), D'Alessio (15), Widmann (12), Casanova (10). **HR** - Cooper (2). **HBP** - Tripp 2, Mitchell. **SH** - Curtis (4). **SB** - Tripp (10), Demmink (13), D'Alessio (7), Widmann (15), Mitchell (8). **CS** - Cooper (1).


Cal State Fullerton										Clemson									
IP	H	R	ER	BB	SO	AB	BF			IP	H	R	ER	BB	SO	AB	BF		
Gagnier (R)	6.2	12	6	6	2	2	32	35		Berken (R)	0.1	4	3	3	0	0	5	6	
Jorgenson (R)	1.1	1	0	0	1	0	5	6		Zocchi (R)	6.0	7	2	2	2	5	23	26	
Paul (L)	0.1	0	0	0	0	1	1	1		Hinson (L)	0.1	0	1	1	0	0	1	2	
Roemer (R)	0.2	0	0	0	0	1	2	2		Kopp (R)	1.0	2	1	1	0	1	5	5	
										Moskos (L)	1.1	2	0	0	0	2	6	6	
<b>Totals</b>	<b>9.0</b>	<b>13</b>	<b>6</b>	<b>6</b>	<b>3</b>	<b>4</b>	<b>40</b>	<b>44</b>		<b>Totals</b>	<b>9.0</b>	<b>15</b>	<b>7</b>	<b>7</b>	<b>2</b>	<b>8</b>	<b>40</b>	<b>45</b>	

**Win** - Jorgenson (2-0). **Loss** - Kopp (6-2). **Save** - Roemer (1).

**Umpires:** HP - Darrel Mason, 1B - John Kleis, 2B - Paul Guillie, 3B - Joe Burleson

**Start** - 4:09 PM. **Finish** - 8:14 PM. **Time** - 4:05. **Attendance** - 26,241





## #28 Chris Allen

RHP • R-R • 6-3 • 205 • Jr. • JC

DuBoistown, PA • Lake-Sumter (FL) Community College

**2006:** Received a medical red-shirt due to an injury...pitched a scoreless seventh inning against Gardner-Webb on Mar. 15; it was his only outing of the season.

**BEFORE CLEMSON:** Drafted in the 45th round as a catcher by the Florida Marlins in 2004...member of the Suncoast All-Stars (sophomore showcase) in Lakeland, FL in 2004...Academic All-Suncoast Conference selection in 2004 at Lake-Sumter (FL) Community College, where he played for two seasons and was coached by Mike Matulia...First-Team Mid-Penn pitcher and catcher as a senior at South Williamsport High School...Mid-Penn Pitcher-of-the-Year as a junior and senior...First-Team Mid-Penn pitcher as a junior...member of the district champions as a junior...lettered four times in baseball, three times in basketball, and three times in golf at South Williamsport Area High, where he was coached by Shawn Finn.

**PERSONAL:** Member of the ACC Academic Honor Roll in 2005-06...his brother Matthew played shortstop at Clarion in Pennsylvania...majoring in economics...born Christopher James Allen on Dec. 4, 1984 in Williamsport, PA.

### Allen's Overall Stats

Year	ERA	W-L	G-GS	CG	SHO	SV	IP	H	R	ER	BB	SO
2006	0.00	0-0	1-0	0	0	0	1.0	0	0	0	0	0



## #18 Jason Berken

RHP • R-R • 6-0 • 195 • \*Jr. • 2VL

De Pere, WI • West De Pere High School

Aggressive and competitive righthander who was a starter and reliever in 2003 and was the #1 starter in 2004 before he suffered an elbow injury; missed the entire 2005 season due to the injury, but was back in the weekend rotation in 2006...had an 18-6 career record and 3.04 ERA in 186.2 innings pitched over 36 starts and 11 relief appearances...allowed 171

hits (.245 opponents' batting average) and nine home runs...never allowed more than five runs or nine hits in a game...had a 9-3 record and 2.46 ERA in 21 career appearances (17 starts) in ACC regular-season games...termed as a "battler" by Head Coach Jack Leggett.

**2006:** Drafted in the sixth round (175th overall pick) by the Baltimore Orioles and signed in June...team co-captain...Second-Team All-ACC selection...had a 9-3 record and 3.22 ERA in 18 starts (81.0 innings pitched) as a weekend starter; his 18 starts tied for most on the team...allowed only 17 extra-base hits...had a 7-2 record and 2.60 ERA in 10 ACC regular-season starts...in 10 home starts, he was 6-0 with a 2.01 ERA, 14 walks, and 43 strikeouts in 44.2 innings pitched, and allowed just two extra-base hits...held opponents to a team-best .175 batting average with runners in scoring position and two outs...did not allow a hit or walk a batter in five at-bats with the bases loaded...held righthanded batters to a .228 batting average...earned five wins in his last nine starts without a loss...did not allow more than four earned runs or eight hits in any of his 18 starts...named to the Roger Clemens Award Watch List...in his first outing in almost two years, he pitched 5.0 scoreless innings in a starting role, allowing just two hits and one walk with nine strikeouts to earn the win in the first game of a doubleheader against James Madison on Feb. 17...pitched 4.0 scoreless innings in a starting role to earn the win against Mercer on Feb. 24...pitched 7.0 innings, allowing five runs and one earned run to earn the win against #12 N.C. State on Mar. 25...pitched 6.2 innings, allowing four hits, no earned runs, and three walks with seven strikeouts to pick up the win at #11 Miami (FL) on Apr. 1...pitched 6.2 innings, allowing four hits, no earned runs, and four walks with six strikeouts in a no decision against Maryland on Apr. 8...pitched 6.0 innings, allowing five hits, one run, and three walks with seven strikeouts to record the win in the second game of a doubleheader at Boston College on Apr. 22...earned the win against Virginia Tech on Apr. 29; he struck out six and did not walk a batter in 5.0 innings pitched...pitched 4.0 innings, allowing four hits, two runs, and one walk with four strikeouts to earn the win at Duke on May 9...pitched 6.2 innings, allowing seven hits and two runs to earn the win against #13 Florida

State on May 14...pitched 3.2 innings, allowing three hits, no earned runs, and one walk with three strikeouts to earn the win against #22 Wake Forest on May 20...pitched 6.1 innings, allowing eight hits, three earned runs, and one walk with six strikeouts in the second game of a doubleheader against #7 Georgia Tech in the ACC Tournament on May 27...rated as the ninth-best prospect in the ACC for the 2006 draft by **Baseball America**.

**2005:** Co-captain...red-shirted, as he recovered from "Tommy John" surgery.

**2004:** Had a 5-1 record with a team-best 2.53 ERA in 10 starts...held opponents to a .181 batting average in his 46.1 innings pitched...had a streak of not allowing an earned run for 30 innings, one of the longest streaks in school history...only allowed an earned run in three of his 10 starts...in four ACC starts, he did not allow an earned run and allowed just eight hits in 20.0 innings pitched...did not allow an earned run and allowed just 12 hits in 27.0 innings pitched (six starts) in night games...was 3-0 with a 1.59 ERA in five starts at home...Clemson was 9-1 when he started on the mound...held opponents to a team-best .151 batting average with runners on base and team-best .156 batting average with runners in scoring position...did not allow an earned run and just eight hits in a total of 18.0 innings pitched in second and third innings combined...pitched 6.0 scoreless innings, allowing just two hits and no walks while striking out seven to earn the win against Georgia Southern at Greenville, NC on Feb. 28...struck out eight in his first 4.0 innings pitched and earned the win against #7 Auburn on Mar. 12...pitched 6.0 innings of four-hit ball to earn the win at Texas Tech on Mar. 19; he allowed just one unearned run and one walk while striking out five...pitched 7.0 innings, allowing just three hits and no earned runs to pick up the win against Wake Forest on Mar. 26...pitched 6.0 shutout innings of three-hit ball to earn the win against Maryland on Apr. 2; he allowed just one walk while striking out seven...pitched a perfect first inning in a starting role in a scheduled short appearance against Western Carolina on Apr. 21; he had missed two starts due to pain in his elbow...traveled to Birmingham, AL to visit the world-renowned Dr. James Andrews in early May to examine his injured elbow...pitched 4.0 innings in a starting role, allowing two hits, no walks, and one unearned run at Duke on May 20...had surgery on his arm on Jun. 14 in Birmingham, AL...was a volunteer (pitching) coach for De Pere's American Legion team in the summer that won the AAA state title and advanced to the national tournament.

**2003:** Had a 4-2 record and 3.19 ERA in eight starts and 11 relief appearances...allowed just one home run and a .266 opponents' batting average...held ACC regular-season opponents to just three extra-base hits and a .250 batting average...held righthanded batters to a .215 batting average...held batters to a .194 batting average with two outs, a .189 batting average with runners on base and two outs, and a team-best .185 batting average with runners in scoring position and two outs...held batters to 0-for-8 with the bases loaded...had a 1.96 ERA in 11 relief outings...had a team-best 2.86 ERA in games away from home...pitched 1.2 scoreless innings in relief in his first career appearance at #16 Auburn on Feb. 23...in his first career start, he allowed just one run on three hits and one walk while striking out six in 5.1 innings pitched against Old Dominion on Mar. 8...earned the win by pitching 5.0 scoreless innings and allowing just two hits against Georgia Southern at Charleston, SC on Mar. 17...struck out seven in 5.0 innings pitched to earn the win against Wofford on Mar. 24...earned the win against South Carolina on Apr. 9; he allowed two runs, seven hits, and one walk while striking out seven in 6.2 innings pitched...pitched 3.2 innings at Georgia on Apr. 22, allowing no earned runs and four hits...retired the last two batters to close out the win against #4 Georgia Tech on Apr. 26...against the ACC's top hitting team (North Carolina), he pitched 6.1 innings, allowing only three runs and three hits on May 11...played for Keene in the NECBL in the summer.

**BEFORE CLEMSON:** Gatorade State Player-of-the-Year as a senior...Wisconsin state All-Star (legion) game MVP at Miller Park in 2002...threw one no-hitter and three one-hitters in legion play...named the best pitcher in his legion league in 2001 and 2002...a career .328 hitter with 68 stolen bases in three seasons...in 192.0 career innings pitched, he allowed 111 hits, 83 walks, and 31 earned runs while striking out 304...had a 23-3 career record and 1.45 ERA to go along with six saves...as a senior, he had 147 strikeouts and a 1.16 ERA in 78.2 innings pitched...as a junior, he had 102 strikeouts and a 0.77 ERA in 72.2 innings pitched...threw back-to-back no-hitters in his first two starts of his junior season...named all-area and all-conference in baseball, basketball, and football as a junior at West De Pere High...all-area, all-conference, and all-



# Tiger Bios



state as a senior in all three sports...first-team all-state quarterback by the **Milwaukee Journal Sentinel** as a senior...in his career, he passed for 3,839 yards and 37 touchdowns, rushed for 1,863 yards, and had 5,702 yards of total offense...passed for 2,339 yards as a senior, which included a 405-yard game (350 in the second half)...returned a punt a school-record 86 yards for a touchdown in a game at Wisconsin's Camp Randall Stadium...team scoring champion in basketball as a junior and senior...once scored 46 points in a game, making eight three-pointers...lettered four times in baseball, three times in basketball, and three times in football...coached by Sean Gibbons.

**PERSONAL:** Member of the ACC Academic Honor Roll in 2003-04...majoring in marketing...born Jason Thomas Berken on Nov. 27, 1983 in Green Bay, WI.

## Berken's Overall Stats

Year	ERA	W-L	G-GS	CG	SHO	SV	IP	H	R	ER	BB	SO
2003	3.19	4-2	19-8	0	0	0	59.1	58	27	21	25	41
2004	2.53	5-1	10-10	0	0	0	46.1	30	18	13	18	40
2006	3.22	9-3	18-18	0	0	0	81.0	83	43	29	34	75
<b>Total</b>	<b>3.04</b>	<b>18-6</b>	<b>47-36</b>	<b>0</b>	<b>0</b>	<b>0</b>	<b>186.2</b>	<b>171</b>	<b>88</b>	<b>63</b>	<b>77</b>	<b>156</b>

## Berken's ACC Regular-Season Stats

Year	ERA	W-L	G-GS	CG	SHO	SV	IP	H	R	ER	BB	SO
2003	4.58	0-1	7-3	0	0	0	19.2	18	11	10	8	11
2004	0.00	2-0	4-4	0	0	0	20.0	8	4	0	8	15
2006	2.60	7-2	10-10	0	0	0	55.1	52	24	16	24	47
<b>Total</b>	<b>2.46</b>	<b>9-3</b>	<b>21-17</b>	<b>0</b>	<b>0</b>	<b>0</b>	<b>95.0</b>	<b>78</b>	<b>39</b>	<b>26</b>	<b>40</b>	<b>73</b>

## Berken's ACC Tournament Stats

Year	ERA	W-L	G-GS	CG	SHO	SV	IP	H	R	ER	BB	SO
2003	0.00	0-0	1-0	0	0	0	1.1	2	1	0	0	0
2004	9.82	0-0	1-1	0	0	0	3.2	7	4	4	1	2
2006	4.26	0-0	1-1	0	0	0	6.1	8	4	3	1	6
<b>Total</b>	<b>5.56</b>	<b>0-0</b>	<b>3-2</b>	<b>0</b>	<b>0</b>	<b>0</b>	<b>11.1</b>	<b>17</b>	<b>9</b>	<b>7</b>	<b>2</b>	<b>8</b>

## Berken's NCAA Tournament Stats

Year	ERA	W-L	G-GS	CG	SHO	SV	IP	H	R	ER	BB	SO
2003	9.00	0-0	1-0	0	0	0	1.0	3	1	1	0	1
2006	16.88	0-0	3-3	0	0	0	2.2	5	7	5	3	2
<b>Total</b>	<b>14.73</b>	<b>0-0</b>	<b>4-3</b>	<b>0</b>	<b>0</b>	<b>0</b>	<b>3.2</b>	<b>8</b>	<b>8</b>	<b>6</b>	<b>3</b>	<b>3</b>



## #33 William Bond

**LHP • R-L • 5-11 • 175 • \*Fr. • RS**

**Lawrenceville, GA • Greater Atlanta Christian School**


**2006:** Missed the season due to an arm injury.

**2005:** Red-shirted...played for Keene in the NECBL in the summer, where he was 0-0 with an 0.93 ERA in 9.2 innings pitched (four relief appearances).

**BEFORE CLEMSON:** Lettered four times in baseball at Greater Atlanta Christian School, where

he was coached by Cliff Shelton...threw a school-record four no-hitters and five one-hitters...member of the state runnerup team as a junior.

**PERSONAL:** Member of the ACC Academic Honor Roll in 2005-06...major is undeclared...born William Alan Bond on Dec. 12, 1985 in Columbia, SC.



## #12 Wilson Boyd


**OF • L-L • 5-8 • 160 • Fr. • HS**

**Hickory, NC • Hickory High School**

**2006:** Red-shirted.

**BEFORE CLEMSON:** Louisville Slugger All-American as a senior at Hickory High School...all-state selection as a junior and senior...all-region as a sophomore, junior, and senior...all-conference as a freshman, sophomore, junior, and senior...played in the North Carolina-South Carolina All-Star game...MVP of the Senior Games as a senior...conference player-of-the-year as a senior...had a .438 career batting average...lettered four times in baseball and once in football at Hickory High, where he was coached by David Craft.

**PERSONAL:** Majoring in pre-business...born Wilson Andrew Boyd on Dec. 28, 1986 in Charlotte, NC.



## #13 Alex Burg

**C/OF • R-R • 5-11 • 205 • Fr. • HS**

**Des Moines, WA • Mount Rainier High School**

One of five Tigers from the West Coast...started his freshman season solely as a catcher, but saw time at first base and in the outfield in late innings...has good power.

**2006:** Hit .219 (7-for-32) with three doubles, a homer, and eight RBIs in 25 games (two starts, both as DH); Clemson won both games that he started...hit .333 with runners in scoring position and .294 with runners on base...had 11 putouts, including seven at catcher, two at first base, and two in the outfield, without an error...had his first career hit that scored a run and added an RBI double in the second game of a doubleheader against Mercer on Feb. 26; it was his first career start...hit a pinch-hit, two-run double against Maryland on Apr. 9...hit a pinch-hit double against Wofford on Apr. 26...hit a pinch-hit single against Virginia Tech on Apr. 29...came off the bench and had a single and an RBI in the second game of a doubleheader at Duke on May 8...came off the bench and went 1-for-2 with two runs scored and his first career homer, a three-run shot, against #22 Wake Forest on May 18.

**BEFORE CLEMSON:** State player-of-the-year and league MVP as a senior at Mount Rainier High School...first-team all-state as a senior...first-team all-league catcher and pitcher as a junior and senior...his team made the state playoffs four times...lettered three times in baseball at Mount Rainier High, where he was coached by Darren Rawie.

**PERSONAL:** Major is undeclared...born Alexander Musashi Burg on Aug. 9, 1987 in Seattle, WA.

## Burg's Overall Stats

Year	AVG	G-GS	AB	R	H	2B	3B	HR	RBI	TB	BB	HBP	SF	OB%	SB
2006	.219	25-2	32	5	7	3	0	1	8	13	2	1	0	.286	1-1

## Burg's ACC Regular-Season Stats


Year	AVG	G-GS	AB	R	H	2B	3B	HR	RBI	TB	BB	HBP	SF	OB%	SB
2006	.222	12-0	18	3	4	1	0	1	6	8	1	0	0	.263	0-0

## Burg's ACC Tournament Stats

Year	AVG	G-GS	AB	R	H	2B	3B	HR	RBI	TB	BB	HBP	SF	OB%	SB
2006	----	2-0	0	0	0	0	0	0	0	0	0	0	0	----	0-0

## Burg's NCAA Tournament Stats

Year	AVG	G-GS	AB	R	H	2B	3B	HR	RBI	TB	BB	HBP	SF	OB%	SB
2006	.000	1-0	1	0	0	0	0	0	0	0	0	0	0	.000	0-0



## #29 Adrian Casanova

**C • R-R • 6-0 • 200 • \*Sr. • 1VL**

**Miami, FL • Florida International University**

Reliable catcher who was good at blocking pitches in the dirt...handled the pitching staff well...a solid bunter who had 21 sacrifice bunts in his two seasons at Clemson...a career .234 hitter in five seasons (194 games) at the collegiate level, which included three seasons at Florida International and two years at Clemson, but a .312 hitter in 60 career ACC regular-season starts...played in all 135 games during his two seasons in the Tiger program...drafted in both 2005 and 2006 by the Detroit Tigers.

**2006:** Drafted in the 40th round (1,192nd overall pick) by the Detroit Tigers...team co-captain...hit .249 with 10 doubles, a triple, five homers, 34 RBIs, and nine sacrifice bunts in 69 games (67 starts, all at catcher)...played in the #9 spot in all 69 games...Clemson was 5-0 in games that he homered...hit .308 in 30 ACC regular-season starts...hit .300 and reached base 40 percent of the time when leading off an inning...hit .351 with runners in scoring position and two outs...hit .204 at home, but led the team by 38 points with a .371 batting average on opponents' home fields...was 4-for-8 with three RBIs after the eighth inning...hit .339 in April...had 12 multi-hit games and eight multi-RBI games...had 15 two-out RBIs...in the last 30 games, he threw out 10 of 24 basestealers...committed all nine of his errors in the first 27 games, therefore did not commit an error in the last 42 games...went 2-for-2 with a double and two RBIs in the first game of a doubleheader against James Madison on Feb.



17...hit a solo homer, his first at Doug Kingsmore Stadium, against James Madison on Feb. 19...went 2-for-2 against Gardner-Webb on Mar. 15...went 1-for-1 with a double, two walks, a sacrifice bunt, and his first career stolen base against #12 N.C. State on Mar. 26...went 2-for-5 with a double at #19 Georgia on Mar. 28...went 2-for-5 with a two-run homer at #11 Miami (FL) on Mar. 31...went 2-for-4 with a double, a three-run homer, and four RBIs at #11 Miami (FL) on Apr. 2; he was 4-for-13 with two homers and six RBIs in the series against the team from his hometown...went 2-for-4 at #1 South Carolina on Apr. 5...went 2-for-3 with a double against Maryland on Apr. 7...hit a solo home run against #7 South Carolina on Apr. 12...went 2-for-4 with two doubles and three RBIs at #10 Georgia Tech on Apr. 14; his eighth-inning, RBI double was the game-winner in Clemson's 7-6 win...went 2-for-3 with a two-run homer against Wofford on Apr. 26...went 2-for-4 with the game-tying RBI single in the sixth inning in the first game of a doubleheader at Duke on May 8...went 3-for-3 with two RBIs in the second game of a doubleheader at Duke on May 8; he went 5-for-7 on the day and 6-for-9 in the series...with two outs in the ninth inning and Clemson trailing 3-2, he hit a run-scoring single up the middle to tie the score against #13 Florida State on May 13; Clemson went on to win 4-3 in 10 innings...hit a two-run triple in the second game of a doubleheader against #7 Georgia Tech in the ACC Tournament on May 27...went 1-for-2 with a run-scoring single that gave the Tigers the lead in the sixth inning against #14 Oral Roberts in the Clemson Super Regional on Jun. 9...hit a run-scoring single against #4 Georgia Tech in the College World Series on Jun. 16.

**2005:** Drafted in the 44th round (1,315th overall pick) by the Detroit Tigers...hit .238 with four homers, 27 RBIs, and 12 sacrifice bunts in 66 games (64 starts)...the 12 sacrifice bunts were third-most in a season in Clemson history...hit .316 with a team-best .571 batting average with runners in scoring position in 30 ACC regular-season starts...threw out 23 basestealers...hit his first homer as a Tiger at Auburn on Mar. 6...went 2-for-3 with two runs scored and an RBI at Maryland on Mar. 25...went 2-for-3 with two runs scored against #25 Coastal Carolina on Mar. 29...went 3-for-5 in the second game of a doubleheader at #6 Florida State on Apr. 3...went 2-for-3 with two doubles, three runs scored, and two RBIs against Duke on Apr. 9...went 2-for-3 with two runs scored against #4 South Carolina on Apr. 13...went 2-for-2 with a run scored against Virginia on Apr. 17...went 2-for-4 with three runs scored and a three-run homer at N.C. State on Apr. 23...went 2-for-2 with an RBI at Virginia Tech on May 8...went 2-for-4 with a two-run homer at Virginia Tech on May 9; he was 5-for-7 in the series...went 3-for-4 with a three-run homer and four RBIs at Wake Forest on May 14; he went 5-for-10 in the series...went 2-for-4 with a triple and four RBIs against #4 Miami (FL), his hometown team, on May 19.

**BEFORE CLEMSON:** Played three seasons (2002-04) at Florida International, where he was coached by Danny Price...threw out 16 of 43 basestealers and had five sacrifice bunts in 2004...lettered three times in baseball at Miami Coral Park Senior High School, where he was coached by Jose Novas.

**PERSONAL:** His brother Gabby played baseball at Florida Atlantic in 2005...his father (Rolando) played baseball and was later an assistant coach at Florida International; he is now a scout in the Detroit Tigers' organization...his uncle (Humberto Acosta) played baseball at Miami (FL)...majoring in health science...born Adrian Casanova on May 6, 1983 in Miami, FL.

## Casanova's Overall Stats

Year	AVG	G-GS	AB	R	H	2B	3B	HR	RBI	TB	BB	HBP	SF	OB%	SB
2002*	.308	14-2	13	0	4	0	0	0	1	4	2	1	0	.438	0-0
2003*	.091	4-2	11	1	1	1	0	0	3	2	2	0	0	.231	0-0
2004*	.205	41-32	112	12	23	4	0	2	14	33	10	1	1	.274	0-2
2005	.238	66-64	168	31	40	5	1	4	27	59	10	6	1	.303	0-0
2006	.249	69-67	205	25	51	10	1	5	34	78	11	6	1	.305	1-2
<b>Total</b>	<b>.234</b>	<b>194-167</b>	<b>509</b>	<b>69</b>	<b>119</b>	<b>20</b>	<b>2</b>	<b>11</b>	<b>79</b>	<b>176</b>	<b>35</b>	<b>14</b>	<b>3</b>	<b>.299</b>	<b>1-4</b>

\* - Florida International

## Casanova's ACC Regular-Season Stats

Year	AVG	G-GS	AB	R	H	2B	3B	HR	RBI	TB	BB	HBP	SF	OB%	SB
2005	.316	30-30	79	16	25	4	1	3	21	40	4	2	0	.365	0-0
2006	.308	30-30	91	10	28	7	0	2	19	41	5	2	1	.354	1-2
<b>Total</b>	<b>.312</b>	<b>60-60</b>	<b>170</b>	<b>26</b>	<b>53</b>	<b>11</b>	<b>1</b>	<b>5</b>	<b>40</b>	<b>81</b>	<b>9</b>	<b>4</b>	<b>1</b>	<b>.359</b>	<b>1-2</b>

## Casanova's ACC Tournament Stats

Year	AVG	G-GS	AB	R	H	2B	3B	HR	RBI	TB	BB	HBP	SF	OB%	SB
2005	.083	4-4	12	3	1	1	0	0	1	2	1	1	0	.214	0-0
2006	.150	5-5	20	4	3	0	1	0	4	5	0	2	0	.227	0-0
<b>Total</b>	<b>.125</b>	<b>9-9</b>	<b>32</b>	<b>7</b>	<b>4</b>	<b>1</b>	<b>1</b>	<b>0</b>	<b>5</b>	<b>7</b>	<b>1</b>	<b>3</b>	<b>0</b>	<b>.222</b>	<b>0-0</b>

## Casanova's NCAA Tournament Stats

Year	AVG	G-GS	AB	R	H	2B	3B	HR	RBI	TB	BB	HBP	SF	OB%	SB
2002*	----	1-0	0	0	0	0	0	0	0	0	0	0	0	----	0-0
2005	.071	6-6	14	3	1	0	0	0	0	1	2	1	0	.235	0-0
2006	.098	8-8	27	4	3	1	0	0	2	4	2	0	0	.172	0-0
<b>Total</b>	<b>.098</b>	<b>15-14</b>	<b>41</b>	<b>7</b>	<b>4</b>	<b>1</b>	<b>0</b>	<b>0</b>	<b>2</b>	<b>5</b>	<b>4</b>	<b>1</b>	<b>0</b>	<b>.196</b>	<b>0-0</b>

\* - Florida International



## #8 Brad Chalk

OF • L-L • 6-0 • 175 • So. • 1VL

Greer, SC • Riverside High School

Speedy player who has shown good range in centerfield...has a .352 batting average and .463 on-base percentage in two seasons at Clemson (132 games and 122 starts)...has 75 walks and 17 hit-by-pitches against only 40 strikeouts...great bunter...has 36 career sacrifice bunts, most in Clemson history, and 20 career bunt singles...has the two-highest, single-

season sacrifice bunt totals in school history...has beaten out many infield hits as a proto-typical "slap" hitter...has stolen 23 bases in 28 attempts in his career...has a good arm, as he has nine career outfield assists...a career .472 hitter with a .587 on-base percentage in nine ACC Tournament starts.

**2006:** All-ACC Academic team member...honored at the College World Series' pre-tournament banquet for having the team's best GPA...hit .353 with 67 runs scored and 18 stolen bases in 19 attempts in 68 games (all starts in centerfield)...played all 68 games in the #2 spot in the batting order...had 10 two-out RBIs...had a .467 on-base percentage thanks to 41 walks and 11 hit-by-pitches against only 21 strikeouts...had a school-record 21 sacrifice bunts, besting the same record he set as a freshman in 2005 when he had 15...led the team in runs scored, walks, hit-by-pitches, on-base percentage, and sacrifice bunts...second in the nation in sacrifice bunts, behind only Ben Orloff of UC Irvine, who had 26...led the ACC in sacrifice bunts, tied for seventh in triples and tied for seventh in walks...had 10 bunt singles...hit a team-best .358 with a .456 on-base percentage and 11 steals in 11 attempts in 30 ACC regular-season starts...hit a team-best .371 at home...hit .406 with a .537 on-base percentage (both team-bests) in neutral-site games...hit a team-best .381 with a .504 on-base percentage with runners on base...reached base a team-high 47 percent of the time when leading off an inning...hit .415 with a team-best .544 on-base percentage in May...hit a team-best .408 with a .532 on-base percentage and four steals in the postseason...had 26 multi-hit games, second-most on the team...had a 10-game hitting streak from late April to mid May and ended the season on a 16-game hitting streak...hit safely in 26 of the last 27 games and reached base via a hit or walk in each of the last 27 games...named to the All-ACC Tournament team after going 9-for-19 (.474) with eight runs scored, two doubles, a triple, five RBIs, five walks, three hit-by-pitches, a .630 on-base percentage, and three stolen bases in five games; therefore he reached base 17 times; the .474 batting average was best on the team...named to the Clemson Regional All-Tournament team after going 5-for-10 with a double in three games...had a triple and threw out the potential tying run at second base to end the game against #12 N.C. State on Mar. 25...went 2-for-3 with three runs scored at #11 Miami (FL) on Mar. 31...had the game-winning, RBI single in the seventh inning at #1 South Carolina on Apr. 5...went 1-for-3 with a sacrifice bunt against Maryland on Apr. 7; the sacrifice bunt was the 26th of his career to establish the Tiger record...went 2-for-5 with a double and two runs scored against Maryland on Apr. 8...went 3-for-4 with three runs scored against Maryland on Apr. 9...reached base four times, including one time on a double, twice by walk, and once on a hit-by-pitch, and scored two runs along with an RBI against #7 South Carolina on Apr. 12...went 3-for-5 at #10 Georgia Tech on Apr. 15...went 3-for-4 at #10 Georgia Tech on Apr. 16...scored three runs against Virginia Tech on Apr. 29...broke the Tiger single-season record with his 16th sacrifice bunt in the second game of a doubleheader at Duke on May 8...went 2-for-3 with two runs scored and a stolen base against #13 Florida State on May 14...went 2-for-6 with three runs scored and two RBIs against #22 Wake Forest on May 18...went 2-for-3 with two runs scored and two walks against #22 Wake Forest on May 20; he had two hits in each of the three games of the series...went 2-for-3 with a double, triple, three runs scored, and two RBIs against Wake Forest in the ACC Tournament on May 24...went 3-for-4 with a double, two walks, two runs scored, two RBIs, and a stolen base in the first game of a doubleheader against





#7 Georgia Tech in the ACC Tournament on May 27...went 2-for-4 with two walks against #25 N.C. State in the ACC Tournament on May 28...rated as the 44th-best sophomore in the nation in the preseason and having the best outfield arm in the ACC by **Baseball America**...preseason first-team All-ACC by **SEBaseball.com**.

**2005:** Freshman All-American by **Collegiate Baseball**...hit .350 with a .458 on-base percentage (both team-bests) in 64 games (54 starts, all in centerfield)...scored 46 runs and walked 34 times with six hit-by-pitches compared to only 19 strikeouts in 200 at-bats...had a 13-game hitting streak in May...hit a team-best .375 in games away from home and .367 in night games...hit a team-best .400 in Clemson wins and .218 in Clemson losses...hit .375 with a .485 on-base percentage from the #2 spot in the batting order (Clemson was 33-12 when he started at the #2 spot)...had 22 multi-hit games...had 15 sacrifice bunts, tied for the 11th-most in the nation...had a team-high 10 bunt singles...had five outfield assists...went 2-for-5 with a two-run double against West Virginia at Myrtle Beach, SC on Feb. 18...went 2-for-2 off the bench at Auburn on Mar. 6...went 3-for-3 with two walks against Furman on Mar. 16...went 3-for-4 with four runs scored, a double, and an RBI at Maryland on Mar. 25...went 2-for-2 with a sacrifice bunt, a run scored, and two RBIs in the second game of a doubleheader at Maryland on Mar. 26; in the three-game series, he was 7-for-11 (.636)...went 2-for-3 with a stolen base and two walks in the second game of a doubleheader at #6 Florida State on Apr. 3...hit two doubles and had two RBIs against Duke on Apr. 9...went 3-for-5 with two runs scored and an RBI against Duke on Apr. 10...went 3-for-4 with a double and two runs scored against #4 South Carolina on Apr. 13...went 1-for-1 with three walks against Elon on Apr. 26...went 3-for-5 at Virginia Tech on May 10...went 3-for-8 at Wake Forest on May 14...had two hits in each of the four ACC Tournament games from May 25-28...played for Wilmington in the Coastal Plain League in the summer, where he hit .283 with 10 stolen bases in 138 at-bats (35 games)...rated as the 34th-best freshman in the nation and third-best newcomer in the ACC in the preseason by **Baseball America**.

**BEFORE CLEMSON:** Lettered four times in baseball at Riverside High School, where he was coached by Chris Bates...named the 2004 South Carolina Gatorade Player-of-the-Year...All-America choice according to **Collegiate Baseball**...three-time all-state and four-time all-region selection...member of the South Carolina Select team...played on two state championship teams and four region title squads.

**PERSONAL:** Two-time member of the ACC Academic Honor Roll...majoring in sport management...born Bradley William Chalk on Jan. 20, 1986 in Spartanburg, SC.

## Chalk's Overall Stats

Year	AVG	G-GS	AB	R	H	2B	3B	HR	RBI	TB	BB	HBP	SF	OB%	SB
2005	.350	64-54	200	46	70	7	0	0	11	77	34	6	0	.458	5-9
2006	.353	68-68	238	67	84	9	4	0	20	101	41	11	1	.467	18-19
<b>Total</b>	<b>.352</b>	<b>132-122</b>	<b>438</b>	<b>113</b>	<b>154</b>	<b>16</b>	<b>4</b>	<b>0</b>	<b>31</b>	<b>178</b>	<b>75</b>	<b>17</b>	<b>1</b>	<b>.463</b>	<b>23-28</b>

## Chalk's ACC Regular-Season Stats


Year	AVG	G-GS	AB	R	H	2B	3B	HR	RBI	TB	BB	HBP	SF	OB%	SB
2005	.346	30-27	104	27	36	5	0	0	6	41	15	4	0	.447	1-3
2006	.358	30-30	106	35	38	2	2	0	8	44	14	5	0	.456	11-11
<b>Total</b>	<b>.352</b>	<b>60-57</b>	<b>210</b>	<b>62</b>	<b>74</b>	<b>7</b>	<b>2</b>	<b>0</b>	<b>14</b>	<b>85</b>	<b>29</b>	<b>9</b>	<b>0</b>	<b>.452</b>	<b>12-14</b>

## Chalk's ACC Tournament Stats

Year	AVG	G-GS	AB	R	H	2B	3B	HR	RBI	TB	BB	HBP	SF	OB%	SB
2005	.471	4-4	17	2	8	0	0	0	1	8	2	0	0	.526	1-1
2006	.474	5-5	19	8	9	2	1	0	5	13	5	3	0	.630	3-3
<b>Total</b>	<b>.472</b>	<b>9-9</b>	<b>36</b>	<b>10</b>	<b>17</b>	<b>2</b>	<b>1</b>	<b>0</b>	<b>6</b>	<b>21</b>	<b>7</b>	<b>3</b>	<b>0</b>	<b>.587</b>	<b>4-4</b>

## Chalk's NCAA Tournament Stats

Year	AVG	G-GS	AB	R	H	2B	3B	HR	RBI	TB	BB	HBP	SF	OB%	SB
2005	.222	6-6	18	2	4	0	0	0	2	4	8	0	0	.462	0-0
2006	.367	8-8	30	5	11	1	0	0	1	12	5	0	0	.457	1-2
<b>Total</b>	<b>.313</b>	<b>14-14</b>	<b>48</b>	<b>7</b>	<b>15</b>	<b>1</b>	<b>0</b>	<b>0</b>	<b>3</b>	<b>16</b>	<b>13</b>	<b>0</b>	<b>0</b>	<b>.459</b>	<b>1-2</b>



## #43 Sean Clark

RHP • R-R • 6-1 • 190 • \*A\*Gr. • RS

Los Angeles, CA • Chandler-Gilbert (AZ) Community College

Has spent two seasons in the Tiger program; he missed 2005 while rehabbing an injury...one of five Tigers from the West Coast...has already graduated, but has a year of eligibility remaining in 2007...has a good breaking ball...has only made four career postseason appearances, all in 2006, and has a 2-0 record; he has pitched 25.2 innings, and allowed only 17 hits (.181 opponents' batting average), six runs (2.10 ERA), and six walks with 20 strikeouts in those four postseason appearances.

**2006:** All-ACC Academic team member...had a 2-0 record and 2.50 ERA in 36.0 innings pitched over nine relief appearances and two starts...allowed 28 hits, 10 earned runs, and 10 walks with 30 strikeouts...named to both the ACC Tournament and Clemson Regional All-Tournament teams...held opponents to a .209 batting average...held opponents to .203 batting average with runners on base...did not allow a stolen base in one attempt...held leadoff batters to a .147 batting average and only allowed 22 percent of leadoff batters to reach base...in a combined 17.1 innings pitched from innings two through five, he allowed just seven hits, no earned runs, and five walks with 15 strikeouts...Clemson had an 11-0 record in the 11 games that he pitched...had a 2.77 ERA and .204 opponents' batting average (both team-bests) in games against NCAA Tournament teams...pitched a team-tying-high 25.2 innings in the postseason; in four appearances (two starts), he was 2-0 with a 2.10 ERA, and allowed 17 hits (.181 opponents' batting average) and six walks with 20 strikeouts...in his first outing as a Tiger, he pitched 3.0 scoreless innings in relief, allowing just one hit and one walk with two strikeouts in the first game of a doubleheader against James Madison on Feb. 17...pitched 3.0 innings in relief, allowing three hits, one earned run, and one walk with four strikeouts against William & Mary on Mar. 8...pitched a scoreless inning against Wofford on Apr. 26...pitched a scoreless inning in relief with two strikeouts against #22 Wake Forest on May 20...pitched 8.0 innings, allowing four hits, one run, and one walk with five strikeouts to earn the win against #25 N.C. State in the ACC Tournament on May 28; he did not know he would make the start until a few hours before gametime, and had never started or won a game in a Tiger uniform, but led the Tigers to the ACC Tournament title with his storybook performance; he did not allow a run until he gave up a leadoff single in the ninth inning, and the runner came around to score after he left the game; his previous high for innings pitched was only 3.0, and he pitched 8.0 innings in stifling temperatures that were above 100 degrees on the field; named to the All-ACC Tournament team for the performance and was the only pitcher selected; he would not have even been on the 25-man roster if it had not been for Travis Storrer's foot injury that sidelined the rightfielder for the entire ACC Tournament and opened a spot up for Clark; he did not travel to a road weekend series in the ACC all season...pitched 8.0 innings in relief, allowing three hits, no runs, and two walks with six strikeouts to earn the win against North Carolina-Asheville in the Clemson Regional on Jun. 2; he actually pitched his entire 8.0 innings on Jun. 3 after inclement weather suspended play in the middle of the first inning; named to the Clemson Regional All-Tournament team as one of only two pitchers thanks to that performance...pitched 3.2 innings in relief, allowing three hits, one run, and one walk with six strikeouts against #14 Oral Roberts in the Clemson Super Regional on Jun. 10...pitched 6.0 innings in a starting role, allowing seven hits, four runs, and two walks with three strikeouts in a no-decision against #4 Georgia Tech in the College World Series on Jun. 16; he allowed three runs in the first inning, but allowed just one run in his last five innings; he threw the first pitch of the College World Series.

**2005:** Red-shirted...missed the season due to a torn labrum.

**BEFORE CLEMSON:** Played two seasons (2003,04) at Chandler-Gilbert Community College in Arizona, where he was coached by Doyle Wilson...had an 8-3 record and 2.62 ERA in 13 starts in 2004; also had five complete games, 82 strikeouts against only 17 walks, and a .206 opponents' batting average in 86.0 innings pitched...played in the Arizona Junior College All-Star game and was a second-team all-conference selection in 2004...played on the region championship team in 2003...drafted in the 45th round (1,356th overall pick) by the Saint Louis Cardinals in 2002...lettered three times in baseball at Chaminade College Prep School, where he was coached by Scott Drootin...member of the Mission League champions as a junior and senior.





**PERSONAL:** Two-time member of the ACC Academic Honor Roll...graduated in May, 2006 with a degree in economics...born Sean Kelley Clark on Apr. 24, 1984 in Los Angeles, CA.

## Clark's Overall Stats

Year	ERA	W-L	G-GS	CG	SHO	SV	IP	H	R	ER	BB	SO
2006	2.50	2-0	11-2	0	0	0	36.0	28	12	10	10	30

## Clark's ACC Regular-Season Stats


Year	ERA	W-L	G-GS	CG	SHO	SV	IP	H	R	ER	BB	SO
2006	13.50	0-0	2-0	0	0	0	1.1	4	2	2	1	3

## Clark's ACC Tournament Stats

Year	ERA	W-L	G-GS	CG	SHO	SV	IP	H	R	ER	BB	SO
2006	1.12	1-0	1-1	0	0	0	8.0	4	1	1	1	5

## Clark's NCAA Tournament Stats

Year	ERA	W-L	G-GS	CG	SHO	SV	IP	H	R	ER	BB	SO
2006	2.55	1-0	3-1	0	0	0	17.2	13	5	5	5	15



## #36 Stephen Clyne

**RHP • R-R • 6-2 • 200 • \*Jr. • 1VL**  
**Parkland, FL • American Heritage School**

Has a sharp-breaking curveball...has a 3-1 record, 3.06 ERA, and two saves in 35 career relief appearances (53.0 innings pitched) over two seasons...has a .231 career opponents' batting average...has not thrown a wild pitch and allowed just one home run...has 56 strikeouts against only 16 walks, good for a 3.5 strikeout-to-walk ratio.

**2006:** Had a 1-1 record and 2.59 ERA in 16 appearances (24.1 innings pitched) as a middle reliever...only allowed 17 hits (one home run) and had a team-best .191 opponents' batting average...had 26 strikeouts against five walks, good for a 5.2 strikeout-to-walk ratio...the only Tiger with at least 3.0 innings pitched who did not throw a wild pitch...held lefthanded batters to a team-best .176 batting average...held opponents to a team-best .171 batting average with runners on base...threw 28 groundball outs compared to 16 flyball outs...had a 1.69 ERA, a .158 opponents' batting average, and 21 strikeouts against two walks in 10 appearances at home...had an 0.87 ERA in 10.1 innings pitched against top-25 ranked teams...after allowing two runs against Maryland on Apr. 9, he pitched 15.1 innings in his final eight relief appearances, and allowed just 10 hits (nine singles and one double), no runs, and two walks with 15 strikeouts...pitched 1.1 scoreless innings in relief in the first game of a doubleheader against Mercer on Feb. 26...pitched 2.0 perfect innings in relief with two strikeouts to earn the win against William & Mary on Mar. 8...pitched 1.1 hitless innings, allowing no earned runs and no walks with two strikeouts against Western Carolina on Apr. 4...pitched 2.0 scoreless innings of one-hit ball at #10 Georgia Tech on Apr. 16...pitched 2.1 innings, allowing one hit, no runs, and no walks with two strikeouts against Furman on Apr. 19...pitched the final 1.1 innings without allowing a run or walk and struck out three against Virginia Tech on Apr. 28...pitched 3.0 innings in relief, allowing one hit, no runs, and no walks with four strikeouts in the second game of a doubleheader at Duke on May 8...pitched 1.1 scoreless and hitless innings in relief with two strikeouts against #13 Florida State on May 12...pitched 2.1 scoreless innings in relief, allowing one hit and no walks with three strikeouts against #22 Wake Forest on May 20...pitched 2.1 scoreless innings of two-hit ball in relief in the first game of a doubleheader against #7 Georgia Tech in the ACC Tournament on May 27.

**2005:** Had a 2-0 record with a 3.45 ERA and two saves in 19 relief appearances (28.2 innings pitched)...struck out 30 against 11 walks (three of which were intentional)...did not allow a home run or wild pitch...only allowed five of 18 inherited runners to score...finished the game in 15 (team-high) of his 19 appearances...pitched 2.1 perfect innings in relief with three strikeouts against East Carolina at Myrtle Beach, SC on Feb. 20; it was his first career outing...retired all three batters on strikeouts to record his first career save against #18 California-Irvine on Feb. 25...retired all four batters he faced, including two on strikeouts, against #9 North Carolina on Mar. 18...pitched the final 2.1 innings without allowing a baserunner and struck out two at Old Dominion on Mar. 23...earned his first career win in a relief role against Duke on Apr. 10...struck out seven in 4.0 innings pitched in relief at N.C. State on Apr. 22...pitched 3.0

innings with four strikeouts to record the save against Elon on Apr. 26...earned the win in relief by retiring the only batter he faced against #6 Georgia Tech on Apr. 30...pitched the final 0.2 innings with a strikeout and a pickoff against Virginia in the ACC Tournament on May 25...pitched 2.0 scoreless innings in relief against North Carolina A&T in the Clemson Regional on Jun. 3...pitched 1.2 scoreless and hitless innings in relief at #6 Baylor in the Waco Super Regional on Jun. 12.

**2004:** Entered the season coming off of "Tommy John" surgery and did not appear in any games.

**2003:** Red-shirted...played for Florence in the Coastal Plain League in the summer.

**BEFORE CLEMSON:** Set the American Heritage School record for career wins (21) and ERA (0.34) in a season...player-of-the-year for A, AA, and AAA as a senior...AAA all-state as a senior...led his team to the state finals, and set single-season school records for wins (11) and ERA (0.34)...Team One Showcase member as a junior...all-county and AAA all-state as a junior...had 10 wins and a 1.00 ERA as a junior; he also struck out 60 in 49.0 innings pitched...member of the state runnerup team as a freshman, where he pitched a perfect game...lettered three times in baseball and twice in football...coached by Todd Fitzgerald.

**PERSONAL:** Majoring in management...born Stephen Patrick Clyne on Sept. 22, 1984 in Fort Lauderdale, FL.

## Clyne's Overall Stats

Year	ERA	W-L	G-GS	CG	SHO	SV	IP	H	R	ER	BB	SO
2005	3.45	2-0	19-0	0	0	2	28.2	29	13	11	11	30
2006	2.59	1-1	16-0	0	0	0	24.1	17	8	7	5	26
<b>Total</b>	<b>3.06</b>	<b>3-1</b>	<b>35-0</b>	<b>0</b>	<b>0</b>	<b>2</b>	<b>53.0</b>	<b>46</b>	<b>21</b>	<b>18</b>	<b>16</b>	<b>56</b>

## Clyne's ACC Regular-Season Stats

Year	ERA	W-L	G-GS	CG	SHO	SV	IP	H	R	ER	BB	SO
2005	4.61	2-0	9-0	0	0	0	13.2	18	9	7	6	14
2006	4.63	0-0	8-0	0	0	0	11.2	10	6	6	4	14
<b>Total</b>	<b>4.62</b>	<b>2-0</b>	<b>17-0</b>	<b>0</b>	<b>0</b>	<b>0</b>	<b>25.1</b>	<b>28</b>	<b>15</b>	<b>13</b>	<b>10</b>	<b>28</b>

## Clyne's ACC Tournament Stats

Year	ERA	W-L	G-GS	CG	SHO	SV	IP	H	R	ER	BB	SO
2005	0.00	0-0	1-0	0	0	0	0.2	0	0	0	0	1
2006	0.00	0-0	1-0	0	0	0	2.1	2	0	0	1	1
<b>Total</b>	<b>0.00</b>	<b>0-0</b>	<b>2-0</b>	<b>0</b>	<b>0</b>	<b>0</b>	<b>3.0</b>	<b>2</b>	<b>0</b>	<b>0</b>	<b>1</b>	<b>2</b>

## Clyne's NCAA Tournament Stats

Year	ERA	W-L	G-GS	CG	SHO	SV	IP	H	R	ER	BB	SO
2005	0.00	0-0	2-0	0	0	0	3.2	2	0	0	0	0



## #21 Tyler Colvin

**OF/1B • L-L • 6-3 • 190 • Jr. • 2VL**  
**North Augusta, SC • North Augusta High School**

Outfielder who had a "sweet" swing and was a five-tool player...had great athletic ability, including good speed...added strength since his freshman and sophomore seasons...never played outfield until arriving at Clemson, but made many outstanding running catches and covered a lot of ground...a career .315 hitter with 54 doubles, seven triples, 20 homers, 142 RBIs, and 39 stolen bases in 186 games (165 starts) over three seasons...a career .322 hitter with 20 stolen bases in 21 attempts in 82 ACC regular-season games.

**2006:** Drafted in the first round (13th overall pick) by the Chicago Cubs and signed in June; the 13th pick tied for the third-highest draft selection by a Tiger in school history...first-team All-American by NCBWA...first-team All-American by **Baseball America**...second-team All-American by ABCA...second-team All-American by **Rivals.com**...first-team All-Atlantic Region by ABCA...Second-Team All-ACC selection...second-team All-ACC by to **SEBaseball.com**...appeared in "Faces in the Crowd" in **Sports Illustrated's** July 3 issue...hit .356 with 64 runs scored, 100 hits, 22 doubles, five triples, 13 homers, 70 RBIs, a .609 slugging percentage, a .419 on-base percentage, and 23 stolen bases in 27 attempts in starting all 69 games in left field...one of only three Tigers to start every game...led the team in batting average, at-bats, hits, doubles, triples, total bases, and stolen bases...fourth in the ACC in hits, tied for seventh in home runs, tied for



second in triples, tied for most doubles, fourth in stolen bases, third in RBIs, second in total bases, and sixth in slugging percentage...reached base in 10 straight plate appearances and had eight hits in a row over the last three games of the regular season and the first ACC Tournament game...had a 26-game hitting streak late in the season, the longest by a Tiger in 2006 and the fourth-longest in school history; he hit .435 with seven doubles, two triples, six homers, 36 RBIs, and 10 steals in leading the Tigers to a 26-1 record during the streak...hit .358 with 10 doubles, three triples, six homers, 33 RBIs, and 11 steals in 11 attempts in 30 ACC regular-season starts...hit a team-best .417 in May...hit .414 against lefthanders, best on the team by 65 points...hit .397 with runners in scoring position and .390 with two outs, both team-bests...hit .400 with runners on base and two outs, and .420 with runners in scoring position and two outs, both team-bests...hit .418 in the first five innings...had a team-high 34 two-out RBIs...hit .369 at home...hit .371 at night and .344 in day games, both team-bests...had a team-high 29 multi-hit games, including 11 games with at least three hits, and 17 multi-RBI games...one of 64 players named to the Dick Howser Trophy Watch List in April...named ACC Tournament MVP along with earning All-ACC Tournament honors after going 10-for-24 (.417) with a double, five RBIs, and three stolen bases in five games...named to the Clemson Regional All-Tournament team after going 4-for-12 with five runs scored, a double, two RBIs, and two steals in three games...hit two solo homers in the first game of a doubleheader against James Madison on Feb. 17...hit a solo homer in the second game of a doubleheader against James Madison on Feb. 17; he hit three home runs in one day against the Dukes...went 3-for-4 with a double in the first game of a doubleheader against Mercer on Feb. 26...went 2-for-4 with a two-run homer at Virginia on Mar. 19...went 3-for-3 with two doubles, two walks, two RBIs, and a stolen base against #12 N.C. State on Mar. 26...named ACC Player-of-the-Week for the week of Mar. 20-26; he went 7-for-17 (.412) with four doubles, a triple, five RBIs, and three stolen bases in five games (two against Elon and three against #12 N.C. State)...went 3-for-5 with a three-run homer at #19 Georgia on Mar. 28...went 2-for-4 with a double, three runs scored, a walk, and a stolen base at #11 Miami (FL) on Apr. 2...went 3-for-4 with two doubles and an RBI at #1 South Carolina on Apr. 5...went 3-for-5 with three runs scored, a double, and a three-run homer at Western Carolina on Apr. 11...hit a two-run triple against #7 South Carolina on Apr. 12...went 3-for-5 with two doubles and three RBIs against Wofford on Apr. 26...went 2-for-2 with a two-out, two-run double in the fifth inning that put the Tigers ahead for good against Virginia Tech on Apr. 29...went for 3-for-6 with a home run and two RBIs in the second game of a doubleheader at Duke on May 8...hit a solo home run at Duke on May 9...hit a walkoff, run-scoring single to lift the Tigers to a 4-3 win in the 10th inning against #13 Florida State on May 13...went 5-for-7 with two homers, a double, 12 total bases, three runs scored, and eight RBIs against #22 Wake Forest on May 18...went 4-for-4 with a three-run homer, four RBIs, and a stolen base against #22 Wake Forest on May 19...went 2-for-2 with two runs scored, two RBIs, two walks, and two stolen bases; he went 11-for-13 (.846) with six runs scored, one double, three homers, 14 RBIs, two walks, and three steals in the series; he had seven straight hits in the series and reached base in nine straight plate appearances at one point...named one of four national players-of-the-week by **Collegiate Baseball** and ACC Player-of-the-Week after going 12-for-17 (.706) with three homers, 14 RBIs, and three stolen bases in four games against top-25 ranked teams from May 16-20...went 3-for-6 with two RBIs and two stolen bases in the first game of a doubleheader against #7 Georgia Tech in the ACC Tournament on May 27...went 3-for-6 with two RBIs and a stolen base against #25 N.C. State in the ACC Tournament on May 28...went 2-for-5 with a grand slam against #14 Oral Roberts in the Clemson Super Regional on Jun. 9; the grand slam was a walkoff shot in the ninth inning to give Clemson an 11-8 win; it was the first walkoff grand slam in school history and the second walkoff homer by a Tiger in an NCAA Tournament game in history...rated as the 170th-best prospect for the 2006 draft by **Baseball America**.

**2005:** Hit .283 with 22 doubles, five homers, and 53 RBIs in 65 starts (63 in left field and two at first base) as the predominant cleanup batter (49 starts at that spot)...hit 18 of his doubles in the last 45 games...hit safely in 32 of the last 40 games, including a 19-game hitting streak (where he was 31-for-78 (.397)) in April...hit .333 against lefties, .312 with runners on base, and .333 with runners in scoring position...hit a team-best .567 (17-for-30) in the seventh inning...had 18 multi-hit games and 15 multi-RBI games...had a team-high 12 stolen bases in 15 attempts...had six outfield assists...had the game-winning RBI on a fielder's choice in the ninth inning against #18 California-Irvine on

Feb. 26...went 5-for-5 with a double and stolen base at Auburn on Mar. 4...went 2-for-4 with a triple and two runs scored at Auburn on Mar. 6; he went 8-for-12 in the three-game series...went 3-for-4 with an RBI at #4 South Carolina on Mar. 13...had the game-winning double in the seventh inning in a 1-0 win at Old Dominion on Mar. 22...hit a two-run homer at Old Dominion on Mar. 23...hit two two-run doubles against #25 Coastal Carolina on Mar. 29...went 2-for-4 with two stolen bases against Duke on Apr. 9...hit a double, homer, and drove in three runs at Western Carolina on Apr. 12...had two hits, including a solo homer, against #4 South Carolina on Apr. 13...went 2-for-4 with a double, two runs scored, and the game-tying RBI in the bottom of the ninth inning against Virginia on Apr. 16...went 2-for-5 with an RBI double and an inside-the-park home run at #8 South Carolina on Apr. 20; he received the Bob Bradley Award as Clemson's MVP in the four-game series against South Carolina by going 7-for-18 (.389) with a double, two homers, and four RBIs...went 2-for-4 with two RBIs and a stolen base at N.C. State on Apr. 23...went 4-for-5 with a Clemson-record-tying three doubles, two runs scored, and three RBIs, including the go-ahead, RBI double in the seventh inning and game-tying, RBI double in the ninth inning; it was the 13th time in school history that a Tiger hit three doubles in a game, but the second time he accomplished the feat; he joined Khalil Greene (who did it three times) as the only Tigers in history to have multiple three-double games...saw hit 19-game hitting streak come to an end against #6 Georgia Tech on May 1; he lined out twice to the outfield and hit a hard groundout right at the second baseman in his last at-bat...drove in three runs at Virginia Tech on May 9...went 3-for-5 with a double and four RBIs at Wake Forest on May 15...hit a go-ahead three-run homer against #4 Miami (FL) on May 21...hit a go-ahead, two-run triple in the seventh inning against North Carolina A&T in the Clemson Regional on Jun. 3.

**2004:** Batted .289 with two homers and 19 RBIs in 52 games (31 starts)...hit 10 doubles in just 128 at-bats and had four steals...batted .345 in ACC regular-season games, second-best on the team behind fellow freshman Andy D'Alessio (.371)...hit .359 with runners on base...hit .300 as a starter and a team-best .364 in day games...started three games at first base, 24 in left field, and four in right field...one of just two Tigers with at least two four-hit games...led the team in advancing baserunners; he did so 57.3 percent of the time...hit a team-tying-best .375 against top-25 ranked teams...batted eighth in the lineup a team-high 17 times; Clemson was 14-3 in those 17 starts...was 2-for-4 with two walks and six RBIs with the bases loaded...Clemson was 20-4 when he had at least one hit...came off the bench and went 2-for-3 with three RBIs against Elon on Mar. 23...batting #2 in the lineup for the first time, he went 2-for-4 against Wake Forest on Mar. 26...went 3-for-3 with an RBI against Maryland on Apr. 3...went 2-for-4 with a run scored at #6 South Carolina on Apr. 14...had three RBIs, including two in a crucial stage of the game on a single up the middle, against The Citadel on Apr. 20...tied a school record with three doubles against #24 Florida State on May 3; he also went 4-for-5 with two runs scored, three RBIs, and two stolen bases...went 4-for-4 with a double and his first career home run at #15 Georgia Tech on May 15...hit a two-run home run at Duke on May 20...hit a pinch-hit, run-scoring double against N.C. State in the ACC Tournament on May 28...played for Florence in the Coastal Plain League in the summer, where he hit .179 in 29 games (26 starts).

**BEFORE CLEMSON:** All-state and all-region selection as a senior at North Augusta High...rated as the #1 player in South Carolina by the **High School Sports Report**...**Aiken Standard** Player-of-the-Year as a junior...earned **Augusta Chronicle** All-Area honors as a junior...won the pitching award as a junior...high school team placed second in the region with a 21-8 record and advanced to the fourth round of the upperstate playoffs...lettered three times in baseball at North Augusta High School...coached by Drew Hummel.

**PERSONAL:** Majoring is management...pronounced COHL-vihn...born Tyler Eugene Colvin on Sept. 5, 1985 in Augusta, GA.

## Colvin's Overall Stats

Year	AVG	G-GS	AB	R	H	2B	3B	HR	RBI	TB	BB	HBP	SF	OB%	SB
2004	.289	52-31	128	21	37	10	0	2	19	53	11	1	0	.350	4-5
2005	.283	65-65	258	51	73	22	2	5	53	114	14	3	4	.323	12-15
2006	.356	69-69	281	64	100	22	5	13	70	171	28	3	1	.419	23-27
<b>Total</b>	<b>.315</b>	<b>186-165</b>	<b>667</b>	<b>136</b>	<b>210</b>	<b>54</b>	<b>7</b>	<b>20</b>	<b>142</b>	<b>338</b>	<b>53</b>	<b>7</b>	<b>5</b>	<b>.369</b>	<b>39-47</b>



## Colvin's ACC Regular-Season Stats


Year	AVG	G-GS	AB	R	H	2B	3B	HR	RBI	TB	BB	HBP	SF	OB%	SB
2004	.345	22-15	58	9	20	6	0	2	7	32	3	0	0	.377	3-4
2005	.278	30-30	126	25	35	11	0	1	29	49	2	3	3	.299	6-6
2006	.358	30-30	123	28	44	10	3	6	33	78	13	1	1	.420	11-11
<b>Total</b>	<b>.322</b>	<b>82-75</b>	<b>307</b>	<b>62</b>	<b>99</b>	<b>27</b>	<b>3</b>	<b>9</b>	<b>69</b>	<b>159</b>	<b>18</b>	<b>4</b>	<b>4</b>	<b>.363</b>	<b>20-21</b>

## Colvin's ACC Tournament Stats

Year	AVG	G-GS	AB	R	H	2B	3B	HR	RBI	TB	BB	HBP	SF	OB%	SB
2004	.333	4-3	12	1	4	1	0	0	2	5	2	0	0	.429	0-0
2005	.133	4-4	15	1	2	1	0	0	1	3	1	0	1	.176	0-0
2006	.417	5-5	24	3	10	1	0	0	5	11	2	0	0	.462	3-3
<b>Total</b>	<b>.314</b>	<b>13-12</b>	<b>51</b>	<b>5</b>	<b>16</b>	<b>3</b>	<b>0</b>	<b>0</b>	<b>8</b>	<b>19</b>	<b>5</b>	<b>0</b>	<b>1</b>	<b>.368</b>	<b>3-3</b>

## Colvin's NCAA Tournament Stats

Year	AVG	G-GS	AB	R	H	2B	3B	HR	RBI	TB	BB	HBP	SF	OB%	SB
2004	.000	2-1	4	0	0	0	0	0	0	0	0	0	0	.000	0-0
2005	.083	6-6	24	2	2	0	1	0	3	4	3	0	0	.185	0-0
2006	.324	8-8	34	10	11	1	0	1	7	15	2	0	0	.361	2-3
<b>Total</b>	<b>.210</b>	<b>16-15</b>	<b>62</b>	<b>12</b>	<b>13</b>	<b>1</b>	<b>1</b>	<b>1</b>	<b>10</b>	<b>19</b>	<b>5</b>	<b>0</b>	<b>0</b>	<b>.269</b>	<b>2-3</b>



## #48 Josh Cribb

**RHP • R-R • 5-10 • 190 • \*Gr. • 3VL**  
**Lake View, SC • Lake View High School**

Veteran righthander and five-year player who had excellent control and worked fast on the mound...had a 22-7 record, 3.47 ERA, two saves, and allowed just 71 walks against 257 strikeouts in 282.1 innings pitched (36 relief appearances and 32 starts) in four seasons...had four complete games and two shutouts...his 2.26 walks per nine innings pitched mark

was sixth-best in school history and his 3.62 strikeout-to-walk ratio was second-best in Clemson history...won 15 of his last 16 decisions...never walked more than three batters in a game...opponents stole just 14 bases in 31 attempts in his career...had a 3.60 ERA and 21 strikeouts against only four walks in 20.0 innings pitched in the ACC Tournament...had a 2-1 record, and allowed eight walks with 28 strikeouts in 32.1 innings pitched during six appearances (three starts) in NCAA Tournament games...in 52.1 innings pitched in 11 postseason appearances (five starts), he allowed just 12 walks with 49 strikeouts...threw a sharp-breaking curveball from different arm angles...only member of the 2006 team who was married...three-time ACC Pitcher-of-the-Week.

**2006:** Drafted in the eighth round (227th overall pick) by the Kansas City Royals...second-team All-American by Collegiate Baseball...third-team All-American by ABCA...first-team All-American by NCBWA...first-team All-Atlantic Region by ABCA...First-Team All-ACC selection as a starting pitcher...first-team All-ACC by SEBaseball.com...All-ACC Academic team member...had a 9-0 record and 3.09 ERA in 15 starts and one relief appearance...only three pitchers won more games without a loss in a season in Clemson history...in 87.1 innings pitched, he allowed 70 hits (.222 opponents' batting average) and 26 walks with 83 strikeouts, good for a 3.19 strikeout-to-walk ratio...eighth in the ACC in strikeouts and tied for eighth in opponents' batting average...only allowed five stolen bases in 10 attempts...had three putouts and 15 assists without an error...did not allow more than seven hits in any of his 16 appearances...had a 5-0 record and 3.15 ERA in 10 ACC regular-season starts...held righthanded batters to a .183 batting average...held opponents to a team-best .160 batting average with two outs and .188 batting average with runners in scoring position...threw 109 groundball outs compared to 58 flyball outs...had an 8-0 record, 2.38 ERA, and .208 opponents' batting average in 10 appearances (nine starts) at home...had a 5-0 record and 2.56 ERA in day games...Clemson was 14-2 in his 16 appearances...named to the Brooks Wallace Award Watch List...named to the Roger Clemens Award Watch List...earned the win against James Madison on Feb. 19; he pitched 5.0 innings, allowing two hits, no runs, and one walk with seven strikeouts...earned the win in the second game of a doubleheader against Mercer on Feb. 26; he pitched 6.0 innings, allowing five hits, two earned runs, and no walks...pitched 7.0 scoreless innings of one-hit ball to earn the win against #25 Kansas on Mar. 10; he did not allow a baserunner past first base and threw just 69 pitches...did not factor in the decision, but pitched 5.2 innings, allowing only five hits, one run, and two walks with eight strikeouts at Virginia on Mar. 17...earned the win against #12 N.C.

State on Mar. 24; he allowed three runs, six hits, and two walks with eight strikeouts in 5.1 innings pitched...pitched a complete-game six-hitter to earn the win against Maryland on Apr. 7; he allowed one run, six hits, and no walks with nine strikeouts, and earned ACC Pitcher-of-the-Week honors for his effort...pitched 7.0 innings, allowing seven hits, two earned runs, and three walks with six strikeouts to earn the win at Boston College on Apr. 21...pitched 7.2 innings, allowing four hits, two runs, and one walk with seven strikeouts to earn the win against Virginia Tech on Apr. 28...allowed just four hits, two earned runs, and two walks with 10 strikeouts in 6.2 innings pitched in the first game of a doubleheader at Duke on May 8; the 10 strikeouts tied for the most by a Tiger in 2006...pitched 7.0 scoreless innings, allowing six hits and no walks with four strikeouts to earn the win against #22 Wake Forest on May 19.

**2005:** Had an 8-5 record and 3.54 ERA in 15 starts and four relief appearances (team-high 109.1 innings pitched)...had two shutouts and three complete games, all in his last five starts...had 97 strikeouts against only 24 walks (four of which were intentional) and a 4.04 strikeout-to-walk ratio (sixth-best in Clemson history)...in 15 starts, he pitched 99.2 innings, allowing just 16 walks with 87 strikeouts (5.44 strikeout-to-walk ratio)...received the Stowe Award, which goes to the Most Valuable Pitcher...was 4-2 with a 3.56 ERA and 56 strikeouts against only 13 walks in 60.2 innings pitched in 10 ACC regular-season appearances (eight starts)...allowed only eight steals in 16 attempts and had a team-high six pickoffs...threw 133 ground-ball outs compared to 73 fly-ball outs...in his last five starts, he was 4-1 with a 2.03 ERA in 40.0 innings pitched, and had 34 strikeouts against only five walks and 33 hits along with three complete games and two shutouts...his three complete games tied with Stephen Faris for the most by a Tiger since 1996 (Kris Benson (7) and Ken Vining (3)) and tied for the ACC lead...had an ACC-best two shutouts...won six of his last seven decisions after starting the season 2-4...was 4-0 with a team-best 1.29 ERA in 28.0 innings pitched in May...earned the victory by pitching 6.0 innings and allowing nine hits, two runs, and no walks while striking out four against West Virginia at Myrtle Beach, SC on Feb. 18; he was pitching less than 50 miles from his hometown...struck out eight batters in 6.1 innings pitched against #18 California-Irvine on Feb. 25...struck out 10 batters without allowing a walk in 7.2 innings pitched and allowed just two runs against #9 North Carolina on Mar. 18...pitched 7.0 innings, allowing five hits, two earned runs, and one walk while striking out seven to earn the win at Maryland on Mar. 25...allowed just two runs, six hits, and one walk in 8.0 innings pitched against Virginia on Apr. 16...earned the win in relief at #8 South Carolina on Apr. 20...pitched a six-hit shutout to earn the win at Virginia Tech on May 9; he allowed just one walk while striking out six in 9.0 innings pitched, becoming the first Tiger to pitch a shutout since 2003 and the first to do so in an ACC game since 2001...pitched the final 3.0 innings, allowing one run on three hits with three strikeouts to earn the win at Wake Forest on May 14...named ACC Pitcher-of-the-Week thanks to his two outings at Virginia Tech and Wake Forest, where he allowed just one run on nine hits in 12.0 innings, and earned two victories...earned the win against #4 Miami (FL) on May 20; he pitched 7.0 innings, allowing seven hits, two runs, and one walk while striking out nine; he earned ACC Pitcher-of-the-Week honors for the second straight week...pitched a complete game six-hitter against #8 Miami (FL) in the ACC Tournament on May 26; he allowed one run and no walks with eight strikeouts to earn the win, and became the first Tiger to go the distance in an ACC Tourney game since 2000; he was named to the All-Tournament team as one of only two pitchers thanks to his efforts...pitched a two-hit shutout to earn the win against #22 College of Charleston in the Clemson Regional on Jun. 4; he threw just 98 pitches with one walk and six strikeouts; the Cougars, who easily led the nation in batting average entering the tournament, did not advance a runner past second base; the two hits included a bunt single and a bloop single; it was the seventh shutout by a Tiger in an NCAA Tournament game, and the two hits were the least allowed in any of those seven shutouts; named to the Clemson Regional All-Tournament team as a unanimous selection.

**2004:** Had a 5-1 record along with a 3.71 ERA in 19 relief appearances and one start...in 60.2 innings pitched (fourth-most on the team), he allowed just 15 walks (one of which was intentional) and 49 hits (.222 opponents' batting average) while striking out 58, including 25 looking...his 3.87 strikeout-to-walk ratio was seventh-best in a season in Clemson history...had two saves...held opponents to a .208 batting average with two outs and team-best .189 batting average with the bases empty...was 5-0 with a team-best 3.20 ERA and 56 strikeouts against only 12 walks out of the bullpen...in his last seven relief outings, he had





a 3-0 record, a save, and a 2.39 ERA in 26.1 innings pitched; he allowed just 12 hits (including lefthanded batters to go just 3-for-35 (.086)) and six walks while striking out 30...was 4-0 with a team-best 2.60 ERA and .184 opponents' batting average in non-conference games...opponents stole just one base in four attempts...struck out 17 against three walks and allowed just 12 hits in 15.1 innings pitched in four relief appearances in the postseason...pitched 4.0 shut-out innings to earn his first career save at College of Charleston on Mar. 5; he allowed just two hits and no walks while striking out three...in 5.2 innings pitched in relief, he allowed just three hits, one earned run, and one walk while striking out six to earn the win against Elon on Mar. 23...pitched 2.0 innings, allowing two hits and no walks while striking out two against Wake Forest on Mar. 28...came in the game with Clemson trailing 4-1 against #6 South Carolina on Apr. 7 and pitched 5.0 scoreless innings to earn the win; he also allowed just two hits and no walks while striking out four...pitched 3.1 hitless and scoreless innings in relief to record the win against Charleston Southern on May 5; he also struck out four and walked one...pitched 4.2 hitless and scoreless innings in relief with seven strikeouts against #24 Central Florida on May 9...pitched 3.0 scoreless and hitless innings without allowing a walk to earn the win in relief at Duke on May 20...pitched 3.2 innings in relief, allowing two hits, no runs, and one walk while striking out six against #20 North Carolina in the ACC Tournament on May 28...pitched 4.0 innings, allowing one hit, no runs, and no walks while striking out five to earn the save against Birmingham-Southern in the Athens Regional on Jun. 4...after giving up five runs in the fifth inning, he shut down the Bulldog bats the rest of the way to earn the win in the first game of a doubleheader at #10 Georgia in the Athens Regional on Jun. 6; he pitched 6.0 innings, allowing six hits and two walks while striking out five...named to the Athens Regional All-Tournament team as one of two pitchers; he had a save and win in two relief outings; in 10.0 innings pitched, he allowed seven hits and two walks with 10 strikeouts...played for Brewster in the Cape Code League in the summer, where he was 3-3 with a 4.00 ERA in eight starts...threw a one-hit shutout with 10 strikeouts in a start for Brewster.

**2003:** Had an 0-1 record and 3.96 ERA in 12 relief appearances and one start...struck out 19 against only six walks in 25.0 innings pitched...allowed two homers, no wild pitches, and no stolen bases...struck out 13 and walked only three against lefthanded batters...pitched 2.0 perfect innings at #2 Florida State on Apr. 13...pitched 2.1 innings in relief against Princeton in the Auburn Regional on May 31; he allowed no earned runs and no walks while striking out three...played for Florence in the Coastal Plain League in the summer.

**2002:** Red-shirted.

**BEFORE CLEMSON:** Only pitcher in the state of South Carolina to have a perfect 0.00 ERA as a senior...had 525 career strikeouts in 297.0 innings to go along with an 0.88 ERA and 43-3 career record in four seasons at Lake View High...member of the 2001 North-South All-Star team...had a 13-0 record and 182 strikeouts in 93.0 innings as a senior...led team to four conference and four state titles...team held state record with 49 straight wins...was 11-0 with an 0.63 ERA in 71.0 innings as a junior...all-region from 1998-01...three-year SCBCA All-State...state player-of-the-year in 2001...**USA Today** Honorable Mention All-American as a junior...was 8-2 with a 1.60 ERA and 126 strikeouts in 73.0 innings as a sophomore...was 11-1 with a 1.65 ERA as a freshman...lettered four times in baseball and twice in basketball...coached by Kip Herlong.

**PERSONAL:** Graduated in May, 2006 with a degree in PRTM...five-time member of the ACC Academic Honor Roll, the only Tiger in history to accomplish that feat...a student intern in the Clemson Sports Information Office in the spring, 2006 semester...married his high school sweetheart Ashley Price (2005 Clemson graduate) on December 31, 2005...born Josh William Cribb on Feb. 24, 1983.

## Cribb's ACC Regular-Season Stats


Year	ERA	W-L	G-GS	CG	SHO	SV	IP	H	R	ER	BB	SO
2003	5.40	0-1	4-0	0	0	0	5.0	9	5	3	1	3
2004	6.89	1-1	6-1	0	0	0	15.2	20	14	12	5	14
2005	3.56	4-2	10-8	1	1	0	60.2	66	27	24	13	56
2006	3.15	5-0	10-10	1	0	0	60.0	51	26	21	17	61
<b>Total</b>	<b>3.82</b>	<b>10-4</b>	<b>30-19</b>	<b>2</b>	<b>1</b>	<b>0</b>	<b>141.1</b>	<b>146</b>	<b>72</b>	<b>60</b>	<b>36</b>	<b>134</b>

## Cribb's ACC Tournament Stats

Year	ERA	W-L	G-GS	CG	SHO	SV	IP	H	R	ER	BB	SO
2003	9.00	0-0	1-0	0	0	0	2.0	5	2	2	1	2
2004	3.38	0-0	2-0	0	0	0	5.1	5	2	2	1	7
2005	1.00	1-0	1-1	1	0	0	9.0	6	1	1	0	8
2006	7.36	0-0	1-1	0	0	0	3.2	4	3	3	2	4
<b>Total</b>	<b>3.60</b>	<b>1-0</b>	<b>5-2</b>	<b>1</b>	<b>0</b>	<b>0</b>	<b>20.0</b>	<b>20</b>	<b>8</b>	<b>8</b>	<b>4</b>	<b>21</b>

## Cribb's NCAA Tournament Stats

Year	ERA	W-L	G-GS	CG	SHO	SV	IP	H	R	ER	BB	SO
2003	0.00	0-0	1-0	0	0	0	2.1	4	2	0	0	3
2004	4.50	1-0	2-0	0	0	1	10.0	7	5	5	2	10
2005	3.60	1-1	2-2	1	1	0	15.0	14	7	6	3	11
2006	7.20	0-0	1-1	0	0	0	5.0	6	4	4	3	4
<b>Total</b>	<b>4.18</b>	<b>2-1</b>	<b>6-3</b>	<b>1</b>	<b>1</b>	<b>1</b>	<b>32.1</b>	<b>31</b>	<b>18</b>	<b>15</b>	<b>8</b>	<b>28</b>



## #24 Andy D'Alessio

1B • L-R • 6-3 • 215 • Jr. • 2VL

Naples, FL • Barron Collier High School

Powerful junior who has made the most of his hits...solid defensive first baseman; he has a .991 career fielding percentage...a career .306 hitter with 39 doubles, 42 homers, 167 RBIs, a .567 slugging percentage, a .393 on-base percentage, and 10 stolen bases in 194 games (180 starts) over three seasons...his 42 career homers are ninth-most in

Clemson history...hitting .339 with a .474 on-base percentage, eight doubles, five home runs, and 16 RBIs in 19 career NCAA Tournament starts...is 16-for-26 (.615) with four homers and 48 RBIs with the bases loaded...has eight career two-homer games.

**2006:** Drafted in the 10th round (293rd overall pick) by the Los Angeles Dodgers...one of 16 semi-finalists for the Dick Howser Trophy...one of 30 semi-finalists for the Brooks Wallace Award...first-team All-American by NCBWA...first-team All-American by College Baseball Foundation...second-team All-American by ABCA...third-team All-American by **Baseball America**...third-team All-American by **Collegiate Baseball**...honorable mention All-American by **Rivals.com**...first-team All-Atlantic Region by ABCA...First-Team All-ACC selection...first-team All-ACC by **SEBaseball.com**...hit .312 with 15 doubles, 23 home runs, 85 RBIs, and seven stolen bases in 69 starts (all at first base)...one of only three Tigers to start every game...had a .648 slugging percentage...led the team in home runs, RBIs, and slugging percentage...his 23 homers were tied for seventh-most and his 85 RBIs were third-most in a season in Clemson history...tied for second in the nation in home runs, just one behind the national leader Kellen Kulbacki of James Madison...led the ACC in home runs by eight, led the ACC in RBIs by 14, third in total bases, second in slugging percentage...led the nation in RBIs; no other player had more than 79...had a school-record six two-homer games, therefore 12 of his 23 homers (52 percent) came in multi-homer games...had 85 RBIs on only 78 hits...had 33 two-out RBIs...started 25 games in the #7 spot, 20 in the #6 spot, 20 in the #5 spot, and four in the cleanup spot in the batting order...hit at least one home run in all nine innings during the season...hit 13 homers against lefties and 10 homers against righties...Clemson had a 16-1 record in games that he homered; the only loss was a narrow 12-11 defeat at #19 Georgia when he hit two home runs...hit .327 with 13 homers and 39 RBIs in 30 ACC regular-season starts...was 8-for-11 (.727) with two doubles, two homers, and 23 RBIs with the bases loaded...hit .333 with 11 homers, 25 RBIs, and a .827 slugging percentage in 20 starts on opponents' home fields...hit .339 with 13 homers, 44 RBIs, and a .771 slugging percentage in 30 night starts...hit .354 in Tiger wins and .180 in Tiger losses...had 24 multi-hit games and a team-best 26 multi-RBI games, including 17 games with at least three RBIs...committed just three errors in 666 chances (.995 fielding percentage)...was not hit by a pitch and did not ground into a double play...named National and ACC Player-of-the-Week twice...had a 13-game hit-

## Cribb's Overall Stats

Year	ERA	W-L	G-GS	CG	SHO	SV	IP	H	R	ER	BB	SO
2003	3.96	0-1	13-1	0	0	0	25.0	36	17	11	6	19
2004	3.71	5-1	20-1	0	0	2	60.2	49	28	25	15	58
2005	3.54	8-5	19-15	3	2	0	109.1	119	47	43	24	97
2006	3.09	9-0	16-15	1	0	0	87.1	70	36	30	26	83
<b>Total</b>	<b>3.47</b>	<b>22-7</b>	<b>68-32</b>	<b>4</b>	<b>2</b>	<b>2</b>	<b>282.1</b>	<b>274</b>	<b>128</b>	<b>109</b>	<b>71</b>	<b>257</b>





ting streak from late March to mid April...hit a team-best .364 in March...named to the Clemson Regional All-Tournament team after going 4-for-9 with a double, two homers, and five RBIs in three games...totaled two doubles, three homers, and 10 RBIs in eight NCAA Tournament games...went 3-for-4 with two doubles and three RBIs in the second game of a doubleheader against Mercer on Feb. 26...went 3-for-5 with a three-run homer that tied the score in the eighth inning against William & Mary on Mar. 8...went 3-for-5 with two runs scored and a stolen base against Gardner-Webb on Mar. 15...went 2-for-4 with a go-ahead three-run homer against Elon on Mar. 21...had three RBIs, including a towering two-run homer, against Elon on March 22...went 2-for-4 with a first-inning grand slam against #12 N.C. State on Mar. 24...went 3-for-5 with two home runs, three RBIs, and three runs scored at #19 Georgia on Mar. 28...went 2-for-4 with four RBIs against #19 Georgia on Mar. 29...went 3-for-5 with two doubles, three RBIs, and a steal of home at #11 Miami (FL) on Mar. 31...went 2-for-4 with two home runs and three RBIs at #11 Miami (FL) on Apr. 1...went 1-for-3 with a double and three RBIs at #11 Miami (FL) on Apr. 2; in the three-game series at Miami, he was 6-for-12 with three doubles, two homers, and nine RBIs...named Pro-Line Cap National Player-of-the-Week by NCBWA and one of five national players-of-the-week by **Collegiate Baseball**, and ACC Player-of-the-Week after he was 11-for-21 (.524) with four homers, four doubles, and 16 RBIs in five games from Mar. 28 to Apr. 2...went 2-for-4 with a grand slam and five RBIs against Maryland on Apr. 9...went 3-for-5 with a homer and three RBIs at Western Carolina on Apr. 11...hit a two-run double and walked twice against #7 South Carolina on Apr. 12...went 2-for-4 with a solo home run at #10 Georgia Tech on Apr. 14...went 2-for-3 with a double and two RBIs against Virginia Tech on Apr. 28...went 2-for-3 with three RBIs and two stolen bases against Virginia Tech on Apr. 30...hit two solo home runs in the first game of a doubleheader at Duke on May 8...hit two home runs with three RBIs at Duke on May 9; he hit four home runs in the series...went 2-for-3 with a towering home run into a stiff wind and two RBIs against #13 Florida State on May 14...named one of three national players-of-the-week by **Collegiate Baseball** and ACC Player-of-the-Week after going 9-for-20 with five homers and nine RBIs in six games from May 8-14...went 2-for-3 with two homers and three RBIs against #22 Wake Forest on May 18...went 2-for-5 with a double and two RBIs in the second game of a doubleheader against #7 Georgia Tech in the ACC Tournament on May 27...went 3-for-3 with two homers, a double, three RBIs, and two walks against Elon in the Clemson Regional on Jun. 3; he and Taylor Harbin became the first pair of Tigers in recorded history to hit back-to-back homers twice in one game...went 2-for-3 with a three-run homer in the eighth inning to give Clemson the lead against #4 Georgia Tech in the College World Series on Jun. 16...hit a two-run double in the first inning and had a stolen base against #2 Cal State Fullerton in the College World Series on Jun. 20...rated as the best defensive first baseman in the ACC in the preseason by **Baseball America**.

**2005:** Hit .276 with 14 doubles, 15 homers, and 60 RBIs in 65 games (60 starts, all at first base)...his 15 homers tied for third-most in the ACC...had 60 RBIs with only 58 hits, 30 of which went for extra bases...hit seven homers with 30 RBIs in 29 ACC regular-season games...hit .333 with runners in scoring position...had a team-high 25 two-out RBIs...was 6-for-9 with two homers and 18 RBIs with the bases loaded...had 17 multi-RBI games, including a team-high four games of at least four RBIs...hit a team-best .471 in June...hit a two-run homer against #18 California-Irvine on Feb. 27...hit two home runs, including his first career grand slam, and had six RBIs at Auburn on Mar. 6...hit a three-run double against Furman on Mar. 16...hit a long three-run homer to give the Tigers the lead against #9 North Carolina on Mar. 20...hit a long home run and had three RBIs in the second game of a doubleheader at Maryland on Mar. 26...went 3-for-4 with an RBI against #25 Coastal Carolina on Mar. 30...went 3-for-5 with a double and two RBIs at Georgia on Apr. 5...hit a walkoff single against Virginia on Apr. 16; he also made a diving stop in the eighth inning to save a run...went 2-for-3 with a homer and two RBIs against Western Carolina on Apr. 19...came off the bench and hit an opposite-field grand slam in his only at-bat against Wofford on Apr. 27...went 3-for-5 with a double, homer, and three RBIs against #6 Georgia Tech on Apr. 29...went 2-for-4 with a long home run against #6 Georgia Tech on Apr. 30...went 3-for-4 with two homers, four RBIs, and a walk at Virginia Tech on May 8; he reached base in all five plate appearances...went 3-for-6 with a three-run homer, a double, four runs scored, and six RBIs at Wake Forest on May 14; he also made a game-saving play on a ball in the hole with two outs, the score tied, and the bases loaded in the ninth inning...hit a long solo homer and had two RBIs against #20 College of Charles-

ton on May 17...went 2-for-3 with two doubles and two walks against North Carolina A&T in the Clemson Regional on Jun. 3...went 2-for-3 with a double, two runs scored, two walks, and a stolen base against #22 College of Charleston in the Clemson Regional on Jun. 4...went 3-for-3 with a double, homer, and three RBIs against Oral Roberts in the Clemson Regional on Jun. 5...named the Clemson Regional MVP along with earning unanimous Clemson Regional All-Tournament honors thanks to going 7-for-9 with four runs scored, four doubles, a homer, four RBIs, four walks, a hit-by-pitch, and a stolen base in three games; his batting average (.778) and on-base percentage (.857) were the best of any player in the NCAA Regionals, while his four doubles tied for the most and 1.556 slugging percentage was second-best...played for Hyannis in the Cape Cod League in the summer, where he hit .254 in 134 at-bats (37 games)...rated as the fourth-best prospect in the ACC for the 2006 draft, the best defensive first baseman in the ACC, and rated as the 17th-best sophomore in the nation in the preseason by **Baseball America**...preseason second-team All-ACC by **SEBaseball.com**.

**2004:** Clemson's hottest hitter the second half of the season...hit .333 overall (third-best on the team) with 10 doubles, four homers, and 22 RBIs in 180 at-bats (60 games and 51 starts)...made a team-high 50 starts at first base and a team-high 39 starts batting sixth in the lineup...walked 35 times and had a .440 on-base percentage...was ninth in the ACC in walks per game and fifth in on-base percentage...was 47-for-125 (.376) in his last 37 starts...hit safely in 24 of his last 27 starts, which included a 13-game hitting streak...led the team and was sixth in the ACC with a .371 batting average in ACC regular-season games...had a .483-on base percentage in ACC regular-season games, tops on the team by over 100 points and second-best in the ACC...hit .536 (15-for-28) against lefthanders, best on the team by 157 points, and was 13-for-his-last-20 (.650) against lefties to end the season...hit .347 as a starter...had four sacrifice bunts, tied for second-most on the team...led the team with a .362 batting average on opponents' home fields...hit .354 against top-25 ranked teams...had 16 multi-hit games...had a double, his first hit as a Tiger, at East Carolina on Feb. 28...had two hits, including a two-run double, against #7 Auburn on Mar. 12...hit his first career homer against Coastal Carolina on Mar. 16; he hit a towering shot that landed on top of the batting cages and was hit into a stiff wind...went 3-for-4 with an RBI at Texas Tech on Mar. 20...hit an opposite-field, three-run homer against Wake Forest on Mar. 26...had three hits, including a double, and two runs scored against #6 South Carolina on Apr. 7...hit a double, single, and scored two runs at #6 South Carolina on Apr. 14...went 1-for-1 with an RBI and three walks against N.C. State on Apr. 25...went 3-for-6 with a double and two RBIs against #24 Florida State on May 3...went 2-for-4 with a homer at #15 Georgia Tech on May 15...went 2-for-3 with two RBIs and two stolen bases against N.C. State in the ACC Tournament on May 28...hit a two-run homer at #10 Georgia in the Athens Regional on Jun. 5...rated as the #5 freshman in the nation and third-best newcomer in the ACC in the preseason by **Baseball America**.

**BEFORE CLEMSON:** First-team All-American and first-team all-state selection at Barron Collier High...**Baseball America** Preseason All-American before his senior year...member of three conference championship teams and one region title team...drafted in the 10th round of the 2003 draft by the Reds...lettered four times in baseball and three times in football...coached by Ted Parsons.

**PERSONAL:** Two-time member of the ACC Academic Honor Roll...majoring in sport management...pronounced duh-LEHS-ee-oh...born Andrew Anthony D'Alessio on Sept. 23, 1984 in Newark, NJ.

## D'Alessio's Overall Stats

Year	AVG	G-GS	AB	R	H	2B	3B	HR	RBI	TB	BB	HBP	SF	OB%	SB
2004	.333	60-51	180	29	60	10	0	4	22	82	35	0	1	.440	2-2
2005	.276	65-60	210	36	58	14	1	15	60	119	29	2	2	.366	1-4
2006	.312	69-69	250	55	78	15	0	23	85	162	30	0	4	.380	7-8
<b>Total</b>	<b>.306</b>	<b>194-180</b>	<b>640</b>	<b>120</b>	<b>196</b>	<b>39</b>	<b>1</b>	<b>42</b>	<b>167</b>	<b>363</b>	<b>94</b>	<b>2</b>	<b>7</b>	<b>.393</b>	<b>10-14</b>

## D'Alessio's ACC Regular-Season Stats

Year	AVG	G-GS	AB	R	H	2B	3B	HR	RBI	TB	BB	HBP	SF	OB%	SB
2004	.371	22-20	70	10	26	3	0	2	12	35	16	0	1	.483	0-0
2005	.271	29-27	96	20	26	5	1	7	30	54	16	1	1	.377	0-1
2006	.327	30-30	107	25	35	5	0	13	39	79	11	0	1	.387	5-5
<b>Total</b>	<b>.319</b>	<b>81-77</b>	<b>273</b>	<b>55</b>	<b>87</b>	<b>13</b>	<b>1</b>	<b>22</b>	<b>81</b>	<b>168</b>	<b>43</b>	<b>1</b>	<b>3</b>	<b>.409</b>	<b>5-6</b>



## D'Alessio's ACC Tournament Stats

Year	AVG	G-GS	AB	R	H	2B	3B	HR	RBI	TB	BB	HBP	SF	OB%	SB
2004	.267	4-4	15	2	4	0	0	0	2	4	2	0	0	.353	2-2
2005	.333	4-4	15	1	5	0	0	0	0	5	1	0	0	.375	0-0
2006	.238	5-5	21	4	5	1	0	0	4	6	3	0	0	.333	0-0
<b>Total</b>	<b>.275</b>	<b>13-13</b>	<b>51</b>	<b>7</b>	<b>14</b>	<b>1</b>	<b>0</b>	<b>0</b>	<b>6</b>	<b>15</b>	<b>6</b>	<b>0</b>	<b>0</b>	<b>.351</b>	<b>2-2</b>

## D'Alessio's NCAA Tournament Stats

Year	AVG	G-GS	AB	R	H	2B	3B	HR	RBI	TB	BB	HBP	SF	OB%	SB
2004	.294	5-5	17	2	5	1	0	1	2	9	2	0	0	.368	0-0
2005	.471	6-6	17	4	8	5	0	1	4	16	5	1	0	.609	1-1
2006	.280	8-8	25	5	7	2	0	3	10	18	8	0	1	.441	1-1
<b>Total</b>	<b>.339</b>	<b>19-19</b>	<b>59</b>	<b>11</b>	<b>20</b>	<b>8</b>	<b>0</b>	<b>5</b>	<b>16</b>	<b>43</b>	<b>15</b>	<b>1</b>	<b>1</b>	<b>.474</b>	<b>2-2</b>



## #3 Herman Demmink

**3B • L-R • 5-10 • 185 • Gr. • 3VL**  
**Midlothian, VA • Clover Hill High School**

Hard-working infielder who had a .311 career batting average, 168 runs scored, 255 hits, 46 doubles, seven triples, 13 homers, 116 RBIs, 17 sacrifice bunts, and 30 stolen bases in 232 games (207 starts)...the 232 games are sixth-most in Clemson history...had 821 at-bats, eighth-most in Clemson history...moved from second base, where he played during his first two

years, to third base in 2005, and played at third base along with DH in 2006...became the everyday leadoff batter in 2005, but still showed flashes of power...four-time (2002-05) winner of the Omaha Challenge, the team's offseason endurance and conditioning competition...four-time Dedication Award winner, which goes to the team's top strength performer as voted by teammates.

**2006:** Drafted in the 28th round (847th overall pick) by the Philadelphia Phillies...All-ACC Academic team member...team co-captain...hit .296 with 16 doubles, four triples, five homers, 32 RBIs, and 13 stolen bases in starting all 69 games (35 at third base and 34 as the DH)...started the first half of the season at third base, but moved to DH with the emergence of Marquez Smith at third base...one of only three Tigers to start every game...had 34 walks against only 32 strikeouts...started 68 games as the leadoff batter and one game as the #2 batter in the lineup...hit .354 with runners in scoring position...hit .350 with a .440 on-base percentage at home...had 25 multi-hit games, third-most on the team...made a team-high 322 plate appearances...hit .364 with a .462 on-base percentage in non-conference, regular-season games, both team-bests...had a 10-game hitting streak early in the season and a 13-hitting streak in the second half of the season...went 3-for-4 with a walk and a stolen base against James Madison on Feb. 19...went 3-for-3 with a walk and two RBIs against #25 Kansas on Mar. 12...went 2-for-3 with a homer and three RBIs against Gardner-Webb on Mar. 15...had two hits and two stolen bases against Elon on Mar. 21...went 2-for-6 with two doubles and two runs scored at #19 Georgia on Mar. 28...went 3-for-4 with a homer and three RBIs against #19 Georgia on Mar. 29...went 2-for-5 with a triple at #11 Miami (FL) on Apr. 2...went 2-for-4 with two runs scored and a walk against #7 South Carolina on Apr. 12...went 3-for-5 with a double in the second game of a doubleheader at Duke on May 8...went 3-for-5 with a double and two runs scored against #13 Florida State on May 12...went 2-for-3 with two runs scored against #13 Florida State on May 14...went 2-for-5 with two RBIs against #22 Wake Forest on May 18...went 2-for-4 with a double, homer, two runs scored, three RBIs, and two walks in the second game of a doubleheader against #7 Georgia Tech in the ACC Tournament on May 27...went 2-for-4 with a double and home run on the first pitch of the game against Mississippi State in the Clemson Regional on Jun. 4...went 2-for-4 with a solo homer to lead off the game, two runs scored, and a walk against #14 Oral Roberts in the Clemson Super Regional on Jun. 9; he also singled with one out in the ninth inning to start Clemson's rally before Tyler Colvin later hit a walkoff grand slam...went 3-for-5 with two runs scored, two RBIs, and a stolen base against #2 Cal State Fullerton in the College World Series on Jun. 20.

**2005:** Hit .345 with 56 runs scored, 17 doubles, four homers, 41 RBIs, a .408 on-base percentage, eight sacrifice bunts, and nine stolen bases in 65 games (63 starts, all at third base)...the eight sacrifice bunts tied for seventh-most in a season in school history...received the team's Dedication Award...had a 13-game hitting streak that ended in June, and hit safely in 30 of the last 33 games and 40 of the last 46 games (which included 23 multi-hit games)...hit .363 against lefthanders and .412 with runners in scoring position...hit a team-

best .374 with a .463 on-base percentage in night games...hit a team-best .405 against top-25 ranked teams...hit a team-best .398 in April...had 27 multi-hit games...was 5-for-7 with 11 RBIs with the bases loaded...went 2-for-2 with two runs scored, a walk, and two stolen bases against #18 California-Irvine on Feb. 27...hit two doubles and a two-run homer at Auburn on Mar. 4...went 2-for-4 with two runs scored, two RBIs, and a stolen base against #9 North Carolina on Mar. 19...went 4-for-6 with two runs scored, a double, a homer, and three RBIs in the first game of a doubleheader at Maryland on Mar. 26; his two-run double in the 13th inning was the game-winner...had two doubles in two at-bats and scored two runs in the second game of a doubleheader at Maryland on Mar. 26; it capped off a day in which he went 6-for-8 with four runs scored, three doubles, a homer, and three RBIs...had three hits, including a leadoff home run, two runs scored, and two RBIs in the second game of a doubleheader at #6 Florida State on Apr. 3...went 4-for-5 with a double and three RBIs against Virginia on Apr. 15...went 3-for-5 at N.C. State on Apr. 22...went 3-for-6 with a double and two runs scored at N.C. State on Apr. 23...went 2-for-5 with a stolen base at N.C. State on Apr. 24, meaning he went 8-for-16 in the three-game series at N.C. State...hit the go-ahead, two-run homer against Elon on Apr. 26...went 3-for-5 with a key ninth-inning, two-out, RBI single and later scored the game-winning run in the ninth inning against #6 Georgia Tech on Apr. 30...went 2-for-3 with two RBIs, a walk, and a hit-by-pitch against #6 Georgia Tech on May 1; he went 7-for-13 (.538) in the series...had an 11-game hitting streak from late April to early May...went 2-for-3 with a double, three runs scored, and a walk against #20 College of Charleston on May 17...went 3-for-5 with a double and two RBIs against #8 Miami (FL) in the ACC Tournament on May 26...went 2-for-3 with a three-run triple against North Carolina A&T in the Clemson Regional on Jun. 3...named to the Clemson Regional All-Tournament team after going 3-for-10 with five RBIs, three walks, two sacrifice bunts, and two steals in three games.

**2004:** Hit .270 with four homers, nine doubles, 29 RBIs, and six stolen bases in 50 games and 45 starts, including a team-high 40 starts at second base...was 3-for-3 as a pinch-hitter...Clemson was 17-5 in his 22 games that he has started and batted leadoff...started 40 games at second base, two at third base, and three as the DH...was 4-for-6 with a grand slam and nine RBIs with the bases loaded...had four sacrifice bunts...batted a team-high .571 (4-for-7) off the bench...hit .311 against lefthanders...hit a team-best .315 as the leadoff batter in the lineup...was 11-for-22 (.500) in the first inning...had a team-tying-high 80-percent success rate driving home a runner on third base with less than two outs...batted .390 in 11 games against SEC teams...named an NSCA Strength & Conditioning All-American...hit his first career home run, a two-run shot, against Gardner-Webb on Mar. 3...had two hits, including an opposite-field homer, against #5 South Carolina on Mar. 7...went 3-for-4 with a double, three runs scored, and three RBIs against Georgia on Mar. 31...had two hits, including a home run to lead off the game, against #6 South Carolina on Apr. 7...went 3-for-6 with a triple and two runs scored at #6 South Carolina on Apr. 14...received the Bob Bradley Award as Clemson's MVP in the four-game series against South Carolina; he was 7-for-15 with two homers and four RBIs in three games against the Gamecocks...started at third base for an injured Brad McCann at #15 Georgia Tech on May 15 after missing nine games due to a back injury...hit an RBI single and grand slam to drive in five runs at Duke on May 20...played for Chatham in the Cape Cod League in the summer, where he hit .143 in 12 games.

**2003:** Hit .330 with a .427 on-base percentage...started 30 games (16 as the DH, 13 at second base, and one at shortstop) and appeared in 18 others...had at least three hits in five different games...hit a team-best .457 with a .537 on-base percentage against ACC regular-season competition...hit .378 on opponents' home fields...hit .411 in day games...as the DH, he batted .404 with a .509 on-base percentage...hit a team-best .348 with a .442 on-base percentage when in the starting lineup...hit .357 against lefties...had a .455 on-base percentage with the bases empty...was a team-best 8-for-11 (.727) with a .786 on-base percentage in the fifth inning...Clemson was 11-2 when he started at second base...slapped his first career hit to drive in a run in the second game of a doubleheader at #16 Auburn on Feb. 22...went 3-for-3 with two runs scored against Old Dominion on Mar. 8...hit the go-ahead single that scored two runs against Maine on Mar. 21...went 3-for-6 with four RBIs and two runs scored against Wofford on Mar. 24...went 3-for-4 with two runs scored and two doubles along with hitting a crucial double in Clemson's seven-run ninth inning in game two of a doubleheader at #16 N.C. State on Mar. 29...had a pinch-hit single at #2 Florida State on Apr. 12...had four hits and scored four runs at Maryland on



Apr. 20...had a two-run single off the bench against Duke on May 6...went 4-for-4 with a run scored at Wake Forest on May 15...played for Keene in the NECBL in the summer.

**BEFORE CLEMSON:** First-team all-state as a senior at Clover Hill High School...district and region player-of-the-year as a senior...runnerup as the state's player-of-the-year as both a junior and senior...selected as district player-of-the-year, first-team all-region, First-Team Metro Richmond, first-team all-state, and **USA Today** Honorable Mention Virginia Player-of-the-Year as a sophomore and junior...hit .481 with 13 doubles and 20 steals as a junior, hit .500 with five homers, 12 doubles, and 16 stolen bases as a sophomore, and hit .319 with 11 stolen bases as a freshman...second-team all-district pick as a freshman...lettered four times in baseball, twice in basketball, and twice in track...coached by Tim Lowery at Clover Hill High.

**PERSONAL:** Pronounced DEHM-ihnk...three-time member of the ACC Academic Honor Roll...graduated in May, 2006 with a degree in economics...born Herman Demmink III on Sept. 21, 1983 in Hickory, NC.

## Demmink's Overall Stats

Year	AVG	G-GS	AB	R	H	2B	3B	HR	RBI	TB	BB	HBP	SF	OB%	SB
2003	.330	48-30	106	18	35	4	1	0	14	41	15	3	0	.427	2-6
2004	.270	50-45	174	34	47	9	1	4	29	70	9	3	1	.316	6-6
2005	.345	65-63	261	56	90	17	1	4	41	121	26	3	2	.408	9-12
2006	.296	69-69	280	60	83	16	4	5	32	122	34	3	2	.376	13-20
<b>Total</b>	<b>.311</b>	<b>232-207</b>	<b>821</b>	<b>168</b>	<b>255</b>	<b>46</b>	<b>7</b>	<b>13</b>	<b>116</b>	<b>354</b>	<b>84</b>	<b>12</b>	<b>5</b>	<b>.381</b>	<b>30-44</b>

## Demmink's ACC Regular-Season Stats


Year	AVG	G-GS	AB	R	H	2B	3B	HR	RBI	TB	BB	HBP	SF	OB%	SB
2003	.457	19-12	46	9	21	3	1	0	7	26	6	2	0	.537	0-2
2004	.263	20-20	76	11	20	3	0	1	10	26	3	1	0	.300	4-4
2005	.364	30-30	129	31	47	9	0	2	25	62	10	1	2	.408	4-7
2006	.252	30-30	127	19	32	7	3	0	8	45	9	1	1	.304	2-7
<b>Total</b>	<b>.317</b>	<b>99-92</b>	<b>378</b>	<b>70</b>	<b>120</b>	<b>22</b>	<b>4</b>	<b>3</b>	<b>50</b>	<b>159</b>	<b>28</b>	<b>5</b>	<b>3</b>	<b>.370</b>	<b>10-20</b>

## Demmink's ACC Tournament Stats

Year	AVG	G-GS	AB	R	H	2B	3B	HR	RBI	TB	BB	HBP	SF	OB%	SB
2003	.000	1-0	1	0	0	0	0	0	0	0	0	0	0	.000	0-0
2004	.000	3-2	5	0	0	0	0	0	0	0	2	0	0	.286	0-0
2005	.350	4-4	20	1	7	1	0	0	2	8	0	0	0	.350	0-0
2006	.227	5-5	22	7	5	1	1	1	5	11	3	1	1	.333	1-1
<b>Total</b>	<b>.250</b>	<b>13-11</b>	<b>48</b>	<b>8</b>	<b>12</b>	<b>2</b>	<b>1</b>	<b>1</b>	<b>7</b>	<b>19</b>	<b>5</b>	<b>1</b>	<b>1</b>	<b>.327</b>	<b>1-1</b>

## Demmink's NCAA Tournament Stats

Year	AVG	G-GS	AB	R	H	2B	3B	HR	RBI	TB	BB	HBP	SF	OB%	SB
2003	.000	2-0	2	0	0	0	0	0	0	0	0	0	0	.000	0-0
2004	.077	4-4	13	1	1	0	0	0	1	1	1	0	1	.133	0-0
2005	.292	6-6	24	1	7	1	1	0	5	10	4	0	0	.393	2-2
2006	.313	8-8	32	9	10	1	0	2	5	17	5	0	0	.405	1-2
<b>Total</b>	<b>.254</b>	<b>20-18</b>	<b>71</b>	<b>11</b>	<b>18</b>	<b>2</b>	<b>1</b>	<b>2</b>	<b>11</b>	<b>28</b>	<b>10</b>	<b>0</b>	<b>1</b>	<b>.341</b>	<b>3-4</b>



## #20 Stephen Faris

**RHP • R-R • 6-1 • 190 • Jr. • 2VL**  
**Richmond, VA • Tucker High School**

Righthander who was used primarily as a long reliever and spot starter in 2004 and early on in 2005, but improved to become the Friday starter late in the 2005 season and was a weekend starter after that...control and competitive pitcher who had to hit his spots to be effective...got good movement on all his pitches...had a 16-10 record and 3.24 ERA in 242.0

innings pitched over 55 appearances (33 starts) in three seasons...had 189 strikeouts against only 56 walks and allowed just eight home runs...his 2.08 walks per nine innings pitched mark was second-best in Clemson history and his 3.38 strikeout-to-walk ratio was fourth-best in Clemson history...never walked more than four batters in a game, and only walked more than three on one occasion...had four complete games...in 83.2 innings pitched in ACC regular-season games during 2005 and 2006, he did not allow a single home run.

**2006:** Drafted in the 12th round (363rd overall pick) by the San Diego Padres and signed in July...second-team All-ACC by [SEBaseball.com](http://SEBaseball.com)...had a 9-3 record and team-best 2.36 ERA in 18 starts (team-high 103.0 innings pitched)...allowed just 77 hits (.209 opponents' batting average), three homers, and 20 walks with 86 strikeouts, good for a 4.3 strikeout-to-walk ratio (sixth-

best in school history)...seventh in the ACC in strikeouts and sixth in opponents' batting average...his 1.75 walks per nine innings pitched mark was fourth-best in school history...had a 6-2 record and 2.98 ERA in nine ACC regular-season starts (45.1 innings pitched)...held righthanded batters to a .184 batting average...only allowed 18 percent of leadoff batters to reach base...held leadoff batters to a team-best .174 batting average...had six putouts and 21 assists without committing an error...had a 7-0 record and 1.41 ERA in 11 starts at home; in 70.1 innings pitched, he has allowed just 45 hits (.183 opponents' batting average) and 12 walks with 60 strikeouts...had a team-best 1.80 ERA in neutral-site games...in seven starts at night, he pitched 49.2 innings, allowing 26 hits (.155 opponents' batting average), seven runs (1.27 ERA), and five walks with 42 strikeouts...had a 4-2 record and 2.43 ERA in 10 starts against top-25 ranked teams...had a 5.60 ERA in the first inning, but in all other innings combined, he had a 1.69 ERA...had a 3-0 record, 0.76 ERA, and .107 opponents' batting average in four May starts...had a 2.45 ERA with 23 strikeouts against only six walks in four postseason starts...earned the win in the second game of a doubleheader against James Madison on Feb. 17; he allowed one hit, no runs, and no walks with six strikeouts in 6.0 innings pitched...pitched 5.2 shutout innings, allowing four hits in the first game of a doubleheader against Mercer on Feb. 26...pitched 7.0 innings, allowing just three hits, two runs, and two walks with 10 strikeouts against #25 Kansas on Mar. 12; the 10 strikeouts tied for the most by a Tiger in 2006...pitched 8.0 innings, allowing four hits, no runs, and no walks with five strikeouts to earn the win against #12 N.C. State on Mar. 26...pitched 6.0 innings, allowing three hits, no earned runs, and no walks with four strikeouts to earn the win at #11 Miami (FL) on Apr. 2...allowed one earned run on seven hits in 6.0 innings pitched to earn the win against Maryland on Apr. 9...pitched 7.0 scoreless innings, allowing five hits and no walks with eight strikeouts to earn the win against Wofford on Apr. 26...pitched 3.0 innings, allowing no hits, no runs, and no walks with three strikeouts to earn the win in the second game of a doubleheader at Duke on May 8...pitched 7.2 innings, allowing three hits, one run, and two walks with four strikeouts to earn the win against #13 Florida State on May 12...pitched 6.0 innings, allowing two hits, no runs, and no walks with four strikeouts to earn the win against #22 Wake Forest on May 18; he faced the minimum 18 batters...pitched 7.0 innings, allowing three hits, one run, and two walks with eight strikeouts against #7 Georgia Tech in the ACC Tournament on May 25...pitched 8.0 innings, allowing five hits, three runs, and no walks with seven strikeouts to earn the win against Elon in the Clemson Regional on Jun. 3...pitched a complete game, allowing seven hits, two runs, and one walk with five strikeouts in 8.0 innings pitched, but suffered the loss against #5 North Carolina in the College World Series on Jun. 18...preseason second-team All-ACC by [SEBaseball.com](http://SEBaseball.com).

**2005:** Second-Team All-ACC selection...had a 6-4 record and team-best 2.60 ERA (sixth-best in the ACC) along with a save in 10 starts and 10 relief appearances (97.0 innings pitched)...started the season in the bullpen, but moved into the weekend rotation late in the season...had three complete games, tied with Josh Cribb for the most by a Tiger since 1996 (Kris Benson (7) and Ken Vining (3)) and tied for the most in the ACC, among his 10 starts...had a .251 opponents' batting average and allowed only one home run along with just 16 extra-base hits...had a 2-0 record and 0.44 ERA in 20.2 innings pitched in March...had 79 strikeouts against only 25 walks...had a 0.92 ERA and .192 opponents' batting average in non-conference, regular-season games...had a team-best 2.54 ERA and .238 opponents' batting average in games away from home...only allowed 11 walks with 54 strikeouts in 67.1 innings pitched over his 10 starts...in his 10 relief appearances, he had a 1.21 ERA and allowed only 18 hits (all singles) in 29.2 innings pitched...only allowed two of eight inherited runners to score...had three pickoffs...pitched 2.1 hitless and scoreless innings in relief against #18 California-Irvine on Feb. 27...pitched 5.1 innings in relief, allowing only one run against Winthrop on Mar. 9...pitched 5.0 scoreless innings with four strikeouts against only four hits and no walks in a start to earn the win against Furman on Mar. 16...pitched 1.1 perfect innings in relief with three strikeouts against #9 North Carolina on Mar. 20...recorded his first career save by pitching 2.0 scoreless and hitless innings with three strikeouts at Old Dominion on Mar. 22...earned the win in relief by pitching 6.0 scoreless innings of two-hit ball in the first game of a doubleheader at Maryland on Mar. 26; he also struck out six and worked out of several jams in extra innings...pitched 4.0 scoreless innings in relief at #6 Florida State on Apr. 2; he also allowed just one hit and two walks while striking out six...pitched his first career complete game against Georgia on Apr. 6; he allowed five hits, one earned run, and three walks





while striking out eight in 9.0 innings pitched...earned the win at Western Carolina on Apr. 12; in the final 5.0 innings pitched, he allowed three hits and no earned runs...pitched a complete game five-hitter to earn the win against #4 South Carolina on Apr. 13; he allowed two runs and one walk while striking out seven; he became the first Tiger to pitch complete games in back-to-back starts since 2000 and the first Tiger to pitch a complete game against South Carolina since 1997; he earned ACC Pitcher-of-the-Week honors for his efforts...pitched a complete game to earn the win at Wake Forest on May 13; he allowed six hits, one run, and one walk with five strikeouts...pitched 7.0 innings, allowing one earned run and no walks with five strikeouts to earn the win against #4 Miami (FL) on May 19; he picked up the victory in a head-to-head matchup against Cesar Carrillo, who suffered his first collegiate loss in 25 decisions...despite suffering the loss, he pitched 7.1 innings, allowing two earned runs, eight hits, and no walks with four strikeouts against Virginia in the ACC Tournament on May 25...did not factor in the decision, but struck out 10 against only one walk, and allowed two runs in 6.2 innings pitched against North Carolina A&T in the Clemson Regional on Jun. 3...played for Falmouth in the Cape Cod League in the summer, where he was 2-1 with a 3.06 ERA in 35.1 innings pitched (five starts).

**2004:** Had a 1-3 record and 6.86 ERA in 12 relief appearances and five starts...allowed just 11 walks in 42.0 innings pitched...had two pickoffs...threw 60 ground-ball outs compared to just 33 fly-ball outs...was 1-0 with a 3.95 ERA in 13.2 innings pitched against SEC teams...allowed just one hit and no runs in 6.0 innings pitched in the second inning...pitched 2.2 scoreless innings in relief at #5 South Carolina on Mar. 6...in his second career start, he pitched 6.0 innings, allowing two runs on five hits, to earn his first win against Georgia on Mar. 31...pitched 2.0 scoreless innings in relief at Duke on May 20...started the championship game in the second game of a doubleheader at #10 Georgia in the Athens Regional on Jun. 6; he pitched 4.0 innings and allowed three runs on four hits...played for New Market in the Valley League in the summer, where he was 5-2 with a 2.26 ERA in nine appearances (eight starts); also pitched a complete game and struck out 55 while allowing only 56 hits and 10 walks in 63.2 innings pitched.

**BEFORE CLEMSON:** Earned second-team all-state honors as a senior at Tucker High...had an 8-2 record and 0.88 ERA in 48.0 innings pitched as a senior...struck out 71 against only 12 walks and had a .475 batting average as a senior...in four seasons, he was 30-9 with 229 strikeouts...played in the Virginia High School Coaches Association All-Star game as a senior...named the district and region player-of-the-year as a senior, and region player-of-the-year as a junior...as a junior, he pitched and won the region title game...named all-metro co-player-of-the-year and honorable mention all-state as a junior...lettered four times in baseball at Tucker High School, where he was coached by Will Hicks.

**PERSONAL:** Two-time member of the ACC Academic Honor Roll...majoring in community recreation management...pronounced FAYR-ihs...born Stephen Wayne Faris on Jun. 30, 1984 in Richmond, VA.

## Faris' Overall Stats

Year	ERA	W-L	G-GS	CG	SHO	SV	IP	H	R	ER	BB	SO
2004	6.86	1-3	17-5	0	0	0	42.0	57	35	32	11	24
2005	2.60	6-4	20-10	3	0	1	97.0	89	36	28	25	79
2006	2.36	9-3	18-18	1	0	0	103.0	77	36	27	20	86
<b>Total</b>	<b>3.24</b>	<b>16-10</b>	<b>55-33</b>	<b>4</b>	<b>0</b>	<b>1</b>	<b>242.0</b>	<b>223</b>	<b>107</b>	<b>87</b>	<b>56</b>	<b>189</b>

## Faris' ACC Regular-Season Stats

Year	ERA	W-L	G-GS	CG	SHO	SV	IP	H	R	ER	BB	SO
2004	7.11	0-1	5-2	0	0	0	12.2	18	10	10	4	5
2005	4.23	3-2	8-4	1	0	0	38.1	38	20	18	12	34
2006	2.98	6-2	9-9	0	0	0	45.1	38	20	15	9	31
<b>Total</b>	<b>4.02</b>	<b>9-5</b>	<b>22-15</b>	<b>1</b>	<b>0</b>	<b>0</b>	<b>96.1</b>	<b>94</b>	<b>50</b>	<b>43</b>	<b>25</b>	<b>70</b>

## Faris' ACC Tournament Stats

Year	ERA	W-L	G-GS	CG	SHO	SV	IP	H	R	ER	BB	SO
2004	0.00	0-0	1-0	0	0	0	0.2	0	0	0	1	0
2005	2.45	0-1	1-1	0	0	0	7.1	8	3	2	0	4
2006	1.29	0-0	1-1	0	0	0	7.0	3	1	1	2	8
<b>Total</b>	<b>1.80</b>	<b>0-1</b>	<b>3-2</b>	<b>0</b>	<b>0</b>	<b>0</b>	<b>15.0</b>	<b>11</b>	<b>4</b>	<b>3</b>	<b>3</b>	<b>12</b>

## Faris' NCAA Tournament Stats

Year	ERA	W-L	G-GS	CG	SHO	SV	IP	H	R	ER	BB	SO
2004	6.75	0-0	1-1	0	0	0	4.0	4	3	3	1	1
2005	2.92	0-0	2-2	0	0	0	12.1	19	4	4	3	14
2006	2.89	1-1	3-3	1	0	0	18.2	18	9	6	4	15
<b>Total</b>	<b>3.34</b>	<b>1-1</b>	<b>6-6</b>	<b>1</b>	<b>0</b>	<b>0</b>	<b>35.0</b>	<b>41</b>	<b>16</b>	<b>13</b>	<b>8</b>	<b>30</b>



## #17 Chris Fidrych

LHP • L-L • 6-0 • 205 • So. • 1VL  
Beaufort, SC • Beaufort High School

**2006:** Red-shirted due to an injury.

**2005:** Was 0-0 with a 4.50 ERA in 10 relief appearances (14.0 innings pitched)...had 13 strikeouts and did not allow a home run...held lefthanded batters to a .160 batting average...only allowed one of six inherited runners to score...pitched a scoreless ninth inning in his first career outing against #18 California-

Irvine on Feb. 27...pitched a scoreless and hitless ninth inning against Virginia on Apr. 15...pitched 4.0 scoreless innings in relief against Western Carolina on Apr. 19; he allowed one hit and no walks while striking out four...pitched 1.1 scoreless and hitless innings in relief with three strikeouts at #6 Baylor in the Waco Super Regional on Jun. 12...played for Wilmington in the Coastal Plain League in the summer, where he was 0-2 with a 3.00 ERA in 6.0 innings pitched (four relief appearances)...won the Omaha Challenge competition among pitchers in the fall of 2004.

**BEFORE CLEMSON:** Lettered four times in baseball at Beaufort High School, where he was coached by Bryant Kitty...AAAA all-state pick as a senior...member of the South Carolina Select Team; he was the team MVP for the Select Game...team MVP as a junior and senior, and team offensive player-of-the-year as a freshman and sophomore...member of the co-region championship team as a senior...all-region selection as a sophomore, junior, and senior...Louisville Slugger All-American as a senior...**Beaufort Gazette** Player-of-the-Year as a junior and senior...member of the 2004 Perfect Games national championship team in 2004...averaged over two strikeouts per inning as a senior.

**PERSONAL:** Two-time member of the ACC Academic Honor Roll...distant relative of former Major League pitcher Mark Fidrych...majoring in financial management...born Christopher Michael Fidrych on Sept. 8, 1985 in Corpus Christi, TX.

## Fidrych's Overall Stats


Year	ERA	W-L	G-GS	CG	SHO	SV	IP	H	R	ER	BB	SO
2005	4.50	0-0	10-0	0	0	0	14.0	13	7	7	6	13

## Fidrych's ACC Regular-Season Stats

Year	ERA	W-L	G-GS	CG	SHO	SV	IP	H	R	ER	BB	SO
2005	7.71	0-0	4-0	0	0	0	4.2	5	4	4	4	3

## Fidrych's NCAA Tournament Stats

Year	ERA	W-L	G-GS	CG	SHO	SV	IP	H	R	ER	BB	SO
2005	0.00	0-0	1-0	0	0	0	1.1	0	0	0	0	3



## #42 Drew Fiorenza

RHP • R-R • 6-1 • 205 • Sr. • 1VL  
Atlanta, GA • Middle Georgia College

Righthander who was a three-time draft pick...came on to be a valuable reliever late in the 2005 season and was a set-up man in 2006...had a 2-1 record, 5.65 ERA, and two saves in 30 appearances (one start) over two seasons...in 36.2 innings pitched, he allowed 44 hits and 20 walks with 38 strikeouts...threw a sharp breaking ball.

**2006:** Drafted in the 15th round (441st overall pick) by the Seattle Mariners...had a 6.60 ERA and one save in 12 relief appearances (15.0 innings pitched)...allowed 18 hits and five walks with 15 strikeouts...had a 2.00 ERA in six relief appearances (9.0 innings pitched) at home...only allowed one stolen base in two attempts...pitched the final 2.0 innings, allowing one hit and no runs with two strikeouts at Virginia on Mar. 18...pitched 4.0 innings, allowing four





hits, one run, and one walk with three strikeouts to earn the save against #19 Georgia on Mar. 29...pitched a scoreless inning at #11 Miami (FL) on Apr. 2...pitched a scoreless ninth inning with two strikeouts against Maryland on Apr. 9...pitched a scoreless inning in relief with a strikeout against Virginia Tech on Apr. 30...pitched a scoreless inning in relief against #22 Wake Forest on May 18.

**2005:** Drafted in the 45th round (1,348th overall pick) by the Cleveland Indians...had a 2-1 record and 4.98 ERA along with a save in 17 relief appearances and one start (21.2 innings pitched)...had 23 strikeouts and did not allow a home run...held opponents to a .160 batting average with two outs...had a 2-0 record and 2.70 ERA in 10 relief appearances at home...had a 1.46 ERA in 12 relief appearances in day games...had a 3.72 ERA in his 17 relief appearances...only allowed three of 11 inherited runners to score...finished 12 games, second-most on the team...earned his first win as a Tiger by striking out the only batter he faced against #18 California-Irvine on Feb. 26...pitched 1.2 perfect innings in relief at Auburn on Mar. 6...pitched 2.0 scoreless innings in relief against Western Carolina on Apr. 19...earned his first save as a Tiger by pitching 2.1 scoreless innings, allowing one run and no walks with three strikeouts at Wake Forest on May 15...earned the win in relief by pitching 1.1 scoreless innings against #4 Miami (FL) on May 21...pitched 0.2 hitless and scoreless inning in relief with a strikeout at #6 Baylor in the Waco Super Regional on Jun. 13...played for Wilmington in the Coastal Plain League in the summer, where he was 0-0 with a 6.75 ERA and a save in 12.0 innings pitched (seven relief appearances).

**BEFORE CLEMSON:** Made 11 relief appearances for Hyannis in the Cape Cod League in 2004, where he had a 2.45 ERA...drafted in the 45th round by the New York Yankees in 2004...played one year at Middle Georgia College, where he was coached by Craig Young...GJCAA Region XVII First-Team All-Tournament team member; he pitched the winning game of the regional final by throwing a shutout and allowing only three hits...played for the East Central District champions and came in sixth place in the Junior College World Series...on the season, he was 4-1 with a 3.40 ERA and four saves along with 45 strikeouts in 38.0 innings pitched...drafted in 29th round by the Angels in 2003...played at Okaloosa-Walton (FL) College in 2003, where he was 3-1 with a 2.05 ERA in 22.0 innings pitched; that team was the state runner-up...lettered one time in baseball at Westminster Academy in Fort Lauderdale, FL, where he was a 2002 **Sun-Sentinel** First-Team All-State and **Miami Herald** All-Broward County selection...coached by Rich Hoffman at Westminster Academy...also played at Woodward Academy in Atlanta, GA.

**PERSONAL:** Two-time member of the ACC Academic Honor Roll...majoring in accounting...born Andrew Charles Fiorenza on Jun. 24, 1984 in Atlanta, GA.

## Fiorenza's Overall Stats

Year	ERA	W-L	G-GS	CG	SHO	SV	IP	H	R	ER	BB	SO
2005	4.98	2-1	18-1	0	0	1	21.2	26	13	12	15	23
2006	6.60	0-0	12-0	0	0	1	15.0	18	11	11	5	15
<b>Total</b>	<b>5.65</b>	<b>2-1</b>	<b>30-1</b>	<b>0</b>	<b>0</b>	<b>2</b>	<b>36.2</b>	<b>44</b>	<b>24</b>	<b>23</b>	<b>20</b>	<b>38</b>

## Fiorenza's ACC Regular-Season Stats


Year	ERA	W-L	G-GS	CG	SHO	SV	IP	H	R	ER	BB	SO
2005	6.75	1-0	7-0	0	0	1	9.1	13	7	7	6	9
2006	4.91	0-0	7-0	0	0	0	7.1	8	4	4	1	7
<b>Total</b>	<b>5.94</b>	<b>1-0</b>	<b>14-0</b>	<b>0</b>	<b>0</b>	<b>1</b>	<b>16.2</b>	<b>21</b>	<b>11</b>	<b>11</b>	<b>7</b>	<b>16</b>

## Fiorenza's ACC Tournament Stats

Year	ERA	W-L	G-GS	CG	SHO	SV	IP	H	R	ER	BB	SO
2006	40.50	0-0	1-0	0	0	0	0.2	3	3	3	0	2

## Fiorenza's NCAA Tournament Stats

Year	ERA	W-L	G-GS	CG	SHO	SV	IP	H	R	ER	BB	SO
2005	0.00	0-0	1-0	0	0	0	0.2	0	0	0	0	1



## #16 Ben Hall

INF • R-R • 5-9 • 185 • Sr. • 1VL

Ormond Beach, FL • Daytona Beach Community College

One of the top pinch-hitters off the bench...had good power...played both positions on the right side of the infield along with third base...a career .294 hitter in three seasons (126 games (42 starts)), one of which was at Stetson in 2003.

**2006:** All-ACC Academic team member...hit

.226 with two doubles, two homers, and nine RBIs as the top pinch-hitter off the bench...played in 41 games, including eight starts (seven at DH and one at second base)...came off the bench a team-high 33 times...had 18 putouts and nine assists without committing an error, including five putouts and seven assists at second base...hit .321 with a .424 on-base percentage against lefthanders...hit .280 (7-for-25) as a pinch-hitter...hit .289 when coming off the bench...hit .333 against top-25 ranked teams...was 4-for-11 (.364) in March and 6-for-14 (.429) in May...Clemson had an 11-1 record in games he had at least one hit...hit a pinch-hit, solo homer that tied the score in the seventh inning against #25 Kansas on Mar. 11...in a starting role, he went 1-for-1 with two walks and a run-scoring single against #12 N.C. State on Mar. 25...came off the bench and went 1-for-3 with an RBI in the second game of a doubleheader at Duke on May 8...hit a pinch-hit single at Duke on May 9...came off the bench and went 3-for-4 with a homer, double, two runs scored, and three RBIs against #22 Wake Forest on May 18...hit a pinch-hit, walkoff single through the left side in the ninth inning to give Clemson a 3-2 win against #7 Georgia Tech in the ACC Tournament on May 25...hit a pinch-hit, run-scoring single and stole a base against #4 Georgia Tech in the College World Series on Jun. 16.

**2005:** Hit .319 with five doubles, a triple, a homer, and nine RBIs in 47 at-bats and 37 games (three starts, including one at first base and two as the DH)...had three sacrifice flies...hit .429 with the bases empty...was 11-for-30 (.367) with a .633 slugging percentage as a pinch-hitter...was 6-for-13 (.462) against top-25 ranked teams...hit a pinch-hit homer, his first as a Tiger, against Furman on Mar. 16...made a tremendous leaping, game-saving catch at second base in the 10th inning with the bases loaded, two outs, and the score tied in the first game of a doubleheader at Maryland on Mar. 26; Clemson went on to win 6-4 in 13 innings...came off the bench and hit two doubles in two at-bats in the second game of a doubleheader at Maryland on Mar. 26...hit a pinch-hit triple against #25 Coastal Carolina on Mar. 29...hit a pinch-hit, go-ahead RBI single in the eighth inning at Georgia on Apr. 5...started Clemson's eight-run sixth inning with a leadoff double against Duke on Apr. 8...led off the ninth inning with a pinch-hit, infield single thanks to his head-first slide into first base at #8 South Carolina on Apr. 20; his hit led to Clemson tying the score and eventually winning the game 7-5...extended the ninth inning with a two-out, pinch-hit single up the middle with the Tigers down two runs against #6 Georgia Tech on Apr. 30; Clemson went on to win 6-5...came off the bench for an injured Kris Harvey and went 2-for-5 with two RBIs and the go-ahead, two-run single in the ninth inning at Wake Forest on May 14...hit a pinch-hit double at #6 Baylor in the Waco Super Regional on Jun. 12...played for Daytona in the Florida Collegiate Summer League, where he hit .200 in 75 at-bats (25 games); also named to the All-Star team.

**BEFORE CLEMSON:** Played for New Market in the Valley League in the summer of 2004, where he hit .232 with three homers and seven steals in 38 games...played one year (2004) at Daytona Beach Community College; where he was coached by Tim Touma...second-team all-conference pick at Daytona Beach CC...played one season (2003) at Stetson, where he hit .321 in 48 games and was named to the Atlantic Sun Conference All-Freshman team...coached by Pete Dunn at Stetson...lettered four times in baseball at Seabreeze Senior High School, where he was coached by Anthony Campanella...FACA State All-Star selection as a senior...four-time all-state and all-district selection, and was named the district MVP as a senior...his team was the runnerup in the state as a junior.

**PERSONAL:** Two-time member of the ACC Academic Honor Roll...majoring in sport management...born Benjamin David Hall on Aug. 9, 1983 in Johnson City, TN.



## Hall's Overall Stats

Year	AVG	G-GS	AB	R	H	2B	3B	HR	RBI	TB	BB	HBP	SF	OB%	SB
2003*	.321	48-31	112	15	36	2	0	1	13	41	6	3	3	.363	3-4
2005	.319	37-3	47	7	15	5	1	1	9	25	4	0	3	.352	0-0
2006	.226	41-8	62	8	14	2	0	2	9	22	6	1	0	.304	1-4
<b>Total</b>	<b>.294</b>	<b>126-42</b>	<b>221</b>	<b>30</b>	<b>65</b>	<b>9</b>	<b>1</b>	<b>4</b>	<b>31</b>	<b>88</b>	<b>16</b>	<b>4</b>	<b>6</b>	<b>.353</b>	<b>4-8</b>

\* - Stetson

## Hall's ACC Regular-Season Stats

Year	AVG	G-GS	AB	R	H	2B	3B	HR	RBI	TB	BB	HBP	SF	OB%	SB
2005	.300	22-2	30	5	9	4	0	0	7	13	3	0	3	.333	0-0
2006	.242	19-5	33	5	8	1	0	1	5	12	5	0	0	.342	0-2
<b>Total</b>	<b>.270</b>	<b>41-7</b>	<b>63</b>	<b>10</b>	<b>17</b>	<b>5</b>	<b>0</b>	<b>1</b>	<b>12</b>	<b>25</b>	<b>8</b>	<b>0</b>	<b>3</b>	<b>.338</b>	<b>0-2</b>

## Hall's ACC Tournament Stats

Year	AVG	G-GS	AB	R	H	2B	3B	HR	RBI	TB	BB	HBP	SF	OB%	SB
2005	.000	1-0	1	0	0	0	0	0	0	0	0	0	0	.000	0-0
2006	.500	5-0	2	0	1	0	0	0	1	1	0	0	0	.500	0-0
<b>Total</b>	<b>.333</b>	<b>6-0</b>	<b>3</b>	<b>0</b>	<b>1</b>	<b>0</b>	<b>0</b>	<b>0</b>	<b>1</b>	<b>1</b>	<b>0</b>	<b>0</b>	<b>0</b>	<b>.333</b>	<b>0-0</b>

## Hall's NCAA Tournament Stats

Year	AVG	G-GS	AB	R	H	2B	3B	HR	RBI	TB	BB	HBP	SF	OB%	SB
2003*	.182	3-3	11	1	2	0	0	0	0	2	0	1	0	.250	0-0
2005	.500	3-0	2	0	1	1	0	0	0	2	0	0	0	.500	0-0
2006	.250	4-0	4	0	1	0	0	0	1	1	0	0	0	.250	1-1
<b>Total</b>	<b>.235</b>	<b>10-3</b>	<b>17</b>	<b>1</b>	<b>4</b>	<b>1</b>	<b>0</b>	<b>0</b>	<b>1</b>	<b>5</b>	<b>0</b>	<b>1</b>	<b>0</b>	<b>.278</b>	<b>1-1</b>

\* - Stetson



## #4 Taylor Harbin

2B/SS • R-R • 5-9 • 180 • So. • 1VL

Travelers Rest, SC • Travelers Rest High School

Second baseman who only stands 5'9", but has good power and great hand-eye coordination...had one of the best freshman seasons by a Tiger in history in 2005...very consistent with the glove and turns a quick double play...aggressive hitter...a career .331 hitter with 48 doubles, six triples, 19 homers, 110 RBIs, and 17 stolen bases in 130 games (all starts) over two

seasons...has only struck out 46 times in 528 at-bats...has committed only 15 errors and has a .978 fielding percentage...has made many spectacular plays in the field.

**2006:** All-ACC Academic team member...hit .319 with 20 doubles, two triples, nine homers, and 47 RBIs in 64 games (all starts, including 62 at second base and two at shortstop)...tied for third in the ACC in doubles...was 13-14 on stolen bases; the only caught stealing came when he was picked off by a pitcher and tried to advance...hit .377 (46-for-122) with 14 walks and only nine strikeouts in the last 33 games...hit .328 in 30 ACC regular-season starts...started 32 games in the #3 spot, 21 in the #5 spot, and 11 in the #6 spot in the batting order...hit .382 in the #5 spot and .366 in the #6 spot in the batting order...only struck out 21 times in 254 at-bats, including only three times looking...committed just six errors in 329 chances and had a .982 fielding percentage; committed one of the errors at shortstop, therefore had a .984 fielding percentage at second base...had 24 multi-hit games and 11 multi-RBI games...had nine bunt singles...hit .351 with runners on base...hit .361 at home...one of 120 players on the Brooks Wallace Award Watch List...named to the All-ACC Tournament team after going 8-for-21 (.381) with six runs scored, four doubles, a triple, a homer, four RBIs, four walks, a stolen base and no errors in 20 chances in five games; the four doubles tied Clemson's ACC Tournament record...named the Clemson Regional MVP along with earning All-Tournament honors after going 5-for-9 with a double, two homers, seven RBIs, and four stolen bases in three games...was 9-for-26 (.346) with nine runs scored, two doubles, four homers, 12 RBIs, an .885 slugging percentage, four walks, two hit-by-pitches, a .455 on-base percentage, and five steals in five attempts in eight NCAA Tournament starts; also did not commit an error in 37 chances in the field...in 13 postseason starts, he was 17-for-47 (.362) with six doubles, a triple, five homers, an .851 slugging percentage, eight walks, two hit-by-pitches, a .466 on-base percentage, 16 RBIs, and six steals in six attempts along with no errors in 57 chances in the field...did not commit an error in the last 17 games (78 chances)...missed five games in late February due to a strained hamstring...had an RBI single in his only at-bat before leaving with a hamstring injury in the first game of a doubleheader against James Madison on Feb. 17...went 3-for-4 with a double at #9 South Carolina on

Mar. 4...went 3-for-4 with a double and two runs scored against #9 South Carolina on Mar. 5; he went 6-for-8 with two doubles in the home-and-home series against the Gamecocks...went 3-for-4 with a double and two runs scored against #25 Kansas on Mar. 10...went 2-for-4 with two doubles and two RBIs against Gardner-Webb on Mar. 15...drove in three runs, including one on a double that tied the score in the ninth inning at #19 Georgia on Mar. 28...hit a key two-run homer at #11 Miami (FL) on Mar. 31...went 2-for-4 with a two-run homer against Maryland on Apr. 9...hit a double and triple against #23 Winthrop on Apr. 18...went 3-for-4 with an RBI in the second game of a doubleheader at Boston College on Apr. 22...went 3-for-4 with two runs scored and a double in the second game of a doubleheader at Duke on May 8...went 2-for-4 with two RBIs and a stolen base at Duke on May 9...went 3-for-4 with two RBIs against #13 Florida State on May 12...went 2-for-4 with a double, home run, and two RBIs against #13 Florida State on May 14; he was 7-for-12 (.583) in the three-game series...went 3-for-3 with a double, triple, and walk against Wake Forest in the ACC Tournament on May 24...went 3-for-5 with a double, homer, three runs scored, and three RBIs in the second game of a doubleheader against #7 Georgia Tech in the ACC Tournament on May 27...went 2-for-4 with two home runs and four RBIs against Elon in the Clemson Regional on Jun. 3; he and Andy D'Alessio became the first pair of Tigers in recorded history to hit back-to-back homers twice in one game...went 2-for-3 with a double, three RBIs, and two stolen bases against Mississippi State in the Clemson Regional on Jun. 4...went 1-for-2 with a solo homer, three runs scored, a hit-by-pitch, a sacrifice bunt, and a stolen base against #14 Oral Roberts in the Clemson Super Regional on Jun. 9...went 2-for-3 with a homer and four RBIs, including a three-run homer in the fourth inning and a run-scoring single in the eighth inning, against #14 Oral Roberts in the Clemson Super Regional on Jun. 10...preseason first-team All-American by **Collegiate Baseball**...preseason second-team All-American by **RosenblattReport.com**...preseason first-team All-ACC by **Baseball America** and **SEBaseball.com**...rated as the 23rd-best sophomore in the nation in the pre-season and the best defensive second baseman in the ACC by **Baseball America**.

**2005:** One of the most-heralded freshmen in Clemson history...second-team All-American by **Collegiate Baseball**, becoming the first Tiger freshman to be named to an All-America first, second, or third team in history...first-team freshman All-American by **Baseball America** and freshman All-American by **Collegiate Baseball**...First-Team All-ACC selection, the first Clemson freshman named to the first team since 1997 (Ryan Mottl) and the first freshman position player since 1991 (Billy McMillon)...second-team All-Atlantic Region by ABCA...first-team All-ACC pick by **SEBaseball.com**...hit .343 with 64 runs scored, 94 hits, 28 doubles, four triples, 10 homers, and 63 RBIs in 66 starts, all at second base...led the team in runs scored, hits, doubles, and triples...his 28 doubles were the most by a Tiger freshman in history and the third-most in school history among all classes...the 28 doubles were the most in the ACC and the second-most in the nation...had 42 extra-base hits, seventh-most in Clemson history and the most by a freshman in school history...had a 12-game hitting streak in May...only struck out 25 times in 274 at-bats...had eight sacrifice bunts, tied for seventh-most in a season in Clemson history...the predominant #3 batter in the order...had a .974 fielding percentage, committing just nine errors in 340 chances...hit a team-best .391 with 14 doubles, six homers, and 30 RBIs in 30 ACC regular-season games...was 3-for-4 with eight RBIs with the bases loaded...hit .396 with runners in scoring position...hit a team-best .356 with 17 doubles in 35 day games...had a team-high 29 multi-hit games and 14 multi-RBI games...hit safely in 51 of the 66 games...hit .435 in February and .403 in May, both team-bests...went 2-for-4 with a double and stolen base against West Virginia at Myrtle Beach, SC on Feb. 18...had two hits, including a double, and two stolen bases against Coastal Carolina at Myrtle Beach, SC on Feb. 19...hit two doubles and scored the game-winning run in the ninth inning against #18 California-Irvine on Feb. 26...went 2-for-2 with a double and two RBIs against #18 California-Irvine on Feb. 27...went 3-for-4 with a double at Auburn on Mar. 5...was 2-for-6 with a double and three RBIs at Auburn on Mar. 6...went 2-for-5 with two runs scored and his first career homer at #4 South Carolina on Mar. 13...had two of Clemson's three hits, stole a base, and had seven assists and two putouts without an error against #9 North Carolina on Mar. 18...hit a double, a homer, and drove in two runs against #9 North Carolina on Mar. 19...went 3-for-5 with three runs scored, two doubles, and four RBIs at Maryland on Mar. 25...went 2-for-4 with two runs scored, a homer, and three RBIs in the second game of a doubleheader at Maryland on Mar. 26...hit a two-run homer and



totalled three RBIs in just two at-bats against #25 Coastal Carolina on Mar. 29...went 3-for-5 with a two-run single in the second game of a doubleheader at #6 Florida State on Apr. 3...went 3-for-5 with two runs scored, an RBI, and two doubles at Georgia on Apr. 5...went 2-for-4 with a towering homer and three RBIs against Duke on Apr. 9...went 2-for-5 with a three-run homer and five RBIs against #4 South Carolina on Apr. 13...went 3-for-5 with a double and an RBI against Virginia on Apr. 15...went 3-for-4 with a double and three RBIs against Western Carolina on Apr. 19...went 5-for-5 with three homers, a triple, eight RBIs, and five runs scored at N.C. State on Apr. 23; he hit two three-run homers and a solo shot, as they came on three-straight pitches; he became the 11th Tiger in history to hit three homers in a game; his 16 total bases broke the Clemson record of 15 that lasted for nearly 43 years; named ACC Player-of-the-Week thanks in part to that performance...had two hits, including a walkoff, two-run single with two outs in the ninth inning in Clemson's 6-5 win against #6 Georgia Tech on Apr. 30...went 3-for-5 with a double against #6 Georgia Tech on May 1...went 4-for-6 at Wake Forest on May 14...went 3-for-5 with two doubles and two runs scored at Wake Forest on May 15...hit a school-record-tying three doubles and was robbed of another on a diving catch at the fence against #4 Miami (FL) on May 21...was 2-for-4 with a home run against #18 N.C. State in the ACC Tournament on May 27...invited to the USA National Team trials in June...rated as the second-best newcomer in the ACC and the 17th-best freshman in the nation in the preseason by **Baseball America**.

**BEFORE CLEMSON:** Lettered five times in baseball at Travelers Rest High School, where he was coached by Brian McKittrick...set the state record for career home runs (52); actually broke the old record of 34 during his junior season...“Mr. Baseball” in South Carolina as a senior...all-state selection as a freshman, sophomore, junior, and senior.

**PERSONAL:** Two-time member of the ACC Academic Honor Roll...majoring in sport management...born Taylor Kent Harbin on Feb. 13, 1986 in Greenville, SC.

## Harbin's Overall Stats

Year	AVG	G-GS	AB	R	H	2B	3B	HR	RBI	TB	BB	HBP	SF	OB%	SB
2005	.343	66-66	274	64	94	28	4	10	63	160	12	1	3	.369	4-7
2006	.319	64-64	254	54	81	20	2	9	47	132	15	4	4	.361	13-14
<b>Total</b>	<b>.331</b>	<b>130-130</b>	<b>528</b>	<b>118</b>	<b>175</b>	<b>48</b>	<b>6</b>	<b>19</b>	<b>110</b>	<b>292</b>	<b>27</b>	<b>5</b>	<b>7</b>	<b>.365</b>	<b>17-21</b>

## Harbin's ACC Regular-Season Stats


Year	AVG	G-GS	AB	R	H	2B	3B	HR	RBI	TB	BB	HBP	SF	OB%	SB
2005	.391	30-30	128	33	50	14	1	6	30	84	4	1	0	.414	1-3
2006	.328	30-30	122	22	40	6	0	3	20	55	6	2	1	.366	5-5
<b>Total</b>	<b>.360</b>	<b>60-60</b>	<b>250</b>	<b>55</b>	<b>90</b>	<b>20</b>	<b>1</b>	<b>9</b>	<b>50</b>	<b>139</b>	<b>10</b>	<b>3</b>	<b>1</b>	<b>.390</b>	<b>6-8</b>

## Harbin's ACC Tournament Stats

Year	AVG	G-GS	AB	R	H	2B	3B	HR	RBI	TB	BB	HBP	SF	OB%	SB
2005	.333	4-4	15	2	5	0	0	1	3	8	1	0	0	.375	0-0
2006	.381	5-5	21	6	8	4	1	1	4	17	4	0	0	.480	1-1
<b>Total</b>	<b>.361</b>	<b>9-9</b>	<b>36</b>	<b>8</b>	<b>13</b>	<b>4</b>	<b>1</b>	<b>2</b>	<b>7</b>	<b>25</b>	<b>5</b>	<b>0</b>	<b>0</b>	<b>.439</b>	<b>1-1</b>

## Harbin's NCAA Tournament Stats

Year	AVG	G-GS	AB	R	H	2B	3B	HR	RBI	TB	BB	HBP	SF	OB%	SB
2005	.167	6-6	24	3	4	0	1	0	3	6	0	0	1	.160	0-0
2006	.346	8-8	26	9	9	2	0	4	12	23	4	2	1	.455	5-5
<b>Total</b>	<b>.260</b>	<b>14-14</b>	<b>50</b>	<b>12</b>	<b>13</b>	<b>2</b>	<b>1</b>	<b>4</b>	<b>15</b>	<b>29</b>	<b>4</b>	<b>2</b>	<b>2</b>	<b>.328</b>	<b>5-5</b>



## #45 Ryan Harbin

**LHP • L-L • 6-2 • 230 • Fr. • HS**  
**Rock Hill, SC • Northwestern High School**

Lefthander who has pitched primarily in middle innings...expected to be one of Clemson's top pitchers in future years...aggressive pitcher that challenges hitters.

**2006:** Had a 4-0 record and 3.82 ERA in 19 appearances (one start)...in 30.2 innings pitched, he allowed 24 hits (.216 opponents' batting average) and

18 walks with 31 strikeouts...only allowed two steals in five attempts...only allowed more than one run in two of his 19 appearances...held righthanded batters to a team-best .175 batting average...had a 2-0 record, 2.03 ERA, and team-best .156 opponents' batting average in nine relief appearances (13.1 innings pitched) at home...held opponents to a team-best .160 batting average

with runners in scoring position...held leadoff batters to a team-best .125 batting average...had a .204 opponents' batting average with runners on base...struggled against Georgia Tech, allowing nine hits, eight runs, and eight walks with six strikeouts in 7.0 innings pitched over four relief appearances, but in all other appearances, he was outstanding; in the other 23.2 innings pitched, he allowed just 15 hits, five earned runs (1.90 ERA), and 10 walks with 25 strikeouts...in 18.2 innings pitched after the sixth inning, he had a 0.96 ERA and .131 opponents' batting average...pitched a perfect inning in relief in the second game of a doubleheader against Mercer on Feb. 26...pitched 5.0 innings in relief to earn the victory, allowing two hits (both with two outs in the ninth inning), one run, and two walks with six strikeouts against Elon on Mar. 21...pitched a perfect inning with two strikeouts at #11 Miami (FL) on Apr. 2...in his first career start, he pitched 5.0 innings, allowing six hits, one run, and three walks with seven strikeouts at #1 South Carolina on Apr. 5...earned the win in relief at #10 Georgia Tech on Apr. 14...pitched 3.0 scoreless innings, allowing one hit and no walks with a strikeout to pick up his first career save in the second game of a doubleheader at Boston College on Apr. 22...pitched 2.2 innings in relief, allowing one hit, no runs, and no walks with two strikeouts to earn the win against #13 Florida State on May 13...pitched a perfect inning in relief with two strikeouts against #22 Wake Forest on May 20...pitched 2.0 scoreless innings in relief, allowing one hit to earn the win against #4 Georgia Tech in the College World Series on Jun. 16.

**BEFORE CLEMSON:** Named Region Player-of-the-Year as a senior at Northwestern High School...all-region selection three times...Upperstate Player-of-the-Year as a junior and senior...earned team MVP honors twice...had a 10-0 record and 0.37 ERA as a senior...drafted in the 28th round (858th overall pick) by the Boston Red Sox...member of the South Carolina Select team...played in the CABA World Series and Select Games, where he was the team MVP...lettered five times in baseball at Northwestern High, where he was coached by Mitch Walters.

**PERSONAL:** Majoring in sport management...born Ryan Marshall Hinson on May 12, 1987 in Rock Hill, SC.

## Hinson's Overall Stats

Year	ERA	W-L	G-GS	CG	SHO	SV	IP	H	R	ER	BB	SO
2006	3.82	4-0	19-1	0	0	1	30.2	24	14	13	18	31

## Hinson's ACC Regular-Season Stats

Year	ERA	W-L	G-GS	CG	SHO	SV	IP	H	R	ER	BB	SO
2006	3.95	2-0	9-0	0	0	1	13.2	8	6	6	5	13

## Hinson's ACC Tournament Stats

Year	ERA	W-L	G-GS	CG	SHO	SV	IP	H	R	ER	BB	SO
2006	18.00	0-0	1-0	0	0	0	1.0	3	2	2	3	0

## Hinson's NCAA Tournament Stats

Year	ERA	W-L	G-GS	CG	SHO	SV	IP	H	R	ER	BB	SO
2006	7.71	1-0	3-0	0	0	0	2.1	1	2	2	2	1



## #30 Doug Hogan

**C • R-R • 6-2 • 195 • \*So. • 1VL**  
**Columbia, SC • Irmo High School**

Has good power...backup catcher who has improved defensively every year he has been at Clemson...a career .130 hitter with a homer and seven RBIs in 46 games (three starts)...has not committed an error or passed ball in 97 chances.

**2006:** Hit .143 (4-for-28) with a double, homer, and six RBIs in 28 games (two starts, both at catcher)...came off the bench 26 times, third-most on the team...had 60 putouts and seven assists without committing an error or a passed ball...only allowed two steals in four attempts...was 2-for-6 against lefthanders and 2-for-6 with runners in scoring position...was 2-for-7 with a double, homer, and four RBIs against top-25 ranked teams...hit a two-run double in his only at-bat with the bases loaded...hit a pinch-hit, sacrifice fly in the second game of a doubleheader against Mercer on Feb. 26...came off the bench and went 1-for-2 against Gardner-Webb on Mar. 15...came off the bench and went 2-for-2 with a double, his first career homer, four RBIs, and a walk against #22 Wake Forest on May 18.





**2005:** Was 2-for-18 (.111) with an RBI in 18 games (one start at catcher)...had 27 putouts and three assists without an error...singled in his first career official at-bat against #18 California-Irvine on Feb. 27...hit a pinch-hit single against Virginia on Apr. 15...played for Florence in the Coastal Plain League in the summer, where he hit .221 in 136 at-bats (39 starts).

**2004:** Red-shirted...played for Florence in the Coastal Plain League in the summer, where he hit .271 with four homers and 32 RBIs in 43 starts.

**BEFORE CLEMSON:** All-state and all-region selection as a senior at Irmo High...sat out most of his junior season with a broken hand...earned All-Region III-AAAA honors as a sophomore...team defensive MVP as a sophomore...named to the All-Region III-AAAA basketball team as a junior...MVP of his basketball team as a junior...named to the Dairy Queen Classic All-Tournament team as a junior...led the team in scoring and charges taken as a junior...was the basketball team's most improved player as a sophomore...lettered three times in both baseball and basketball at Irmo High...coached by Ray Cannady.

**PERSONAL:** Member of the ACC Academic Honor Roll in 2005-06...brother of former Tiger righthander Patrick Hogan (2001-04), who had 18 career saves, third-most in Clemson history...his father (Mike) lettered in baseball at East Carolina (1973,74)...his grandfather (Leo Jenkins), who was chancellor at East Carolina from 1960-78, helped bring the Pirate athletic program into national prominence...his brother Matt played baseball at Lander...majoring in accounting...born Douglas Jenkins Hogan on Sept. 29, 1984 in Greenville, NC.

## Hogan's Overall Stats

Year	AVG	G-GS	AB	R	H	2B	3B	HR	RBI	TB	BB	HBP	SF	OB%	SB
2005	.111	18-1	18	0	2	0	0	0	1	2	0	1	0	.158	0-0
2006	.143	28-2	28	3	4	1	0	1	6	8	1	0	1	.167	0-0
<b>Total</b>	<b>.130</b>	<b>46-3</b>	<b>45</b>	<b>3</b>	<b>6</b>	<b>1</b>	<b>0</b>	<b>1</b>	<b>7</b>	<b>10</b>	<b>1</b>	<b>1</b>	<b>1</b>	<b>.163</b>	<b>0-0</b>

## Hogan's ACC Regular-Season Stats


Year	AVG	G-GS	AB	R	H	2B	3B	HR	RBI	TB	BB	HBP	SF	OB%	SB
2005	.167	8-0	6	0	1	0	0	0	1	0	0	0	0	.167	0-0
2006	.167	13-0	12	2	2	1	0	1	4	6	1	0	0	.231	0-0
<b>Total</b>	<b>.167</b>	<b>21-0</b>	<b>18</b>	<b>2</b>	<b>3</b>	<b>1</b>	<b>0</b>	<b>1</b>	<b>4</b>	<b>7</b>	<b>1</b>	<b>0</b>	<b>0</b>	<b>.211</b>	<b>0-0</b>

## Hogan's ACC Tournament Stats

Year	AVG	G-GS	AB	R	H	2B	3B	HR	RBI	TB	BB	HBP	SF	OB%	SB
2006	----	1-0	0	0	0	0	0	0	0	0	0	0	0	----	0-0

## Hogan's NCAA Tournament Stats

Year	AVG	G-GS	AB	R	H	2B	3B	HR	RBI	TB	BB	HBP	SF	OB%	SB
2006	.000	1-0	1	0	0	0	0	0	0	0	0	0	0	.000	0-0



## #50 Chris Howard

**RHP • L-R • 6-4 • 200 • \*So. • 1VL**  
**Fort Wayne, IN • Concordia Lutheran High School**

Tall sophomore who became a sidearm righthander in 2005...made seven relief appearances (7.1 innings pitched) in two seasons...had a 1-0 record and 2.45 ERA, and allowed six hits (all singles), two runs, and one walk with two strikeouts...held opponents to a .240 batting average...outstanding student.

**2006:** Did not allow a run in two relief appearances (2.2 innings pitched)...allowed just one single and one walk with one strikeout...pitched a scoreless ninth inning against Gardner-Webb on Mar. 15...pitched 1.2 scoreless innings against Western Carolina on Apr. 4.

**2005:** Had a 1-0 record and 3.86 ERA in five relief appearances (4.2 innings pitched)...did not walk a batter and had a strikeout...allowed five hits, all singles...opponents were only 1-for-7 (.143) with runners on base...did not allow either of two inherited runners to score...pitched a scoreless inning in relief against East Carolina at Myrtle Beach, SC on Feb. 20; it was his first career outing...pitched 2.1 scoreless innings in relief to earn his first career win against Wofford on Apr. 27.

**2004:** Red-shirted...played for Vermont in the NECBL in the summer, where he was 1-0 with a save and a 2.45 ERA in 16 relief appearances.


**BEFORE CLEMSON:** Set the Concordia Lutheran High School record for wins in a season and career, and career strikeouts...named the senior athlete-of-the-year of his high school...earned all-conference honors two years in a row...named to the all-area team...set his high school's record for wins (12) in a

season...selected to the all-conference team for basketball...a four-year, first-team all-conference selection in tennis...earned all-area honors on the hardcourt...attended the same high school as former two-time Tiger All-America pitcher Steve Reba (1999-02)...lettered four times in both baseball and tennis, and once in basketball at Concordia Lutheran High...coached by Dave Bohr.

**PERSONAL:** Two-time member of the ACC Academic Honor Roll...his brother Adam was a swimmer at Louisville...majoring in English...born Christopher Dale Howard on Oct. 8, 1984 in New Haven, IN.

## Howard's Overall Stats

Year	ERA	W-L	G-GS	CG	SHO	SV	IP	H	R	ER	BB	SO
2005	3.86	1-0	5-0	0	0	0	4.2	5	2	2	0	1
2006	0.00	0-0	2-0	0	0	0	2.2	1	0	0	1	1
<b>Total</b>	<b>2.45</b>	<b>1-0</b>	<b>7-0</b>	<b>0</b>	<b>0</b>	<b>0</b>	<b>7.1</b>	<b>6</b>	<b>2</b>	<b>2</b>	<b>1</b>	<b>2</b>



## #15 John Ingram

**INF/OF • R-R • 6-1 • 200 • \*Jr. • 2VL**  
**Alpharetta, GA • Chattahoochee High School**

Aggressive utility player who showed the ability to hit home runs and come off the bench with clutch hits...played both corner infield spots and both corner outfield positions...a career .234 hitter with four homers and 21 RBIs in 75 games (28 starts).

**2006:** Went 1-for-10 (.100) in 14 games off the bench...had 10 putouts and one assist without committing an error...came off the bench and hit a single in two at-bats against Virginia Tech on Apr. 30.

**2005:** Was 3-for-22 (.136) with a run scored and four walks in 19 games (two starts, including one at first base and one as the DH)...was 3-for-10 with three walks in day games...played for Weatherford in the Texas Collegiate League in the summer, where he hit .246 in 142 at-bats (39 games).

**2004:** Hit .271 with six doubles, four home runs, and 21 RBIs in just 96 at-bats in 42 games (26 starts)...10 of his 21 RBIs came with two outs...started eight games at first base and 18 as the designated hitter...was 5-for-13 (.385) with two doubles, two homers, 10 RBIs, three walks, and a .500 on-base percentage as a pinch-hitter...hit .328 at home...hit .356 in the fifth spot of the batting order...hit .300 from the fourth inning on...started 13 games in a row from late March to early April...in his first plate appearance and first swing as a Tiger, he hit a pinch-hit, three-run homer over 400 feet against Georgia Southern at Greenville, NC on Feb. 29...hit a pinch-hit home run against #7 Auburn on Mar. 13; it was his third career at-bat...hit a solo homer against Coastal Carolina on Mar. 16; it was his third career homer in his ninth career at-bat...hit a pinch-hit, RBI double at Texas Tech on Mar. 19...went 3-for-5 with a double and an RBI at Texas Tech on Mar. 20...made 14 putouts and had an assist against Elon on Mar. 24...had two hits, including an RBI single, to help Clemson win 11 games against Maryland on Apr. 2...had a 13-game hitting streak from Mar. 16 to Apr. 4...hit a pinch-hit, two-run single against The Citadel on Apr. 20...hit a two-run homer and walked three times against #24 Florida State on May 3...hit a pinch-hit, three-run double against Furman on May 11.

**2003:** Red-shirted...played for Torrington in the NECBL in the summer.

**BEFORE CLEMSON:** Lettered four times in baseball and twice in football at Chattahoochee High...a Senior Team and Junior Team Georgia All-Star...all-region, all-city, and all-county as a junior and senior...high school baseball teammate of former Tiger quarterback Charlie Whitehurst (2002-05)...coached by Tim Lemons.

**PERSONAL:** Majoring in marketing...two-time member of the ACC Academic Honor Roll...born John Aaron Ingram on Oct. 21, 1983 in Fort Worth, TX.

## Ingram's Overall Stats

Year	AVG	G-GS	AB	R	H	2B	3B	HR	RBI	TB	BB	HBP	SF	OB%	SB
2004	.271	42-26	96	17	26	6	0	4	21	44	12	1	0	.358	2-2
2005	.136	19-2	22	1	3	0	0	0	0	3	4	0	0	.269	0-0
2006	.100	14-0	10	0	1	0	0	0	0	1	0	0	0	.100	0-1
<b>Total</b>	<b>.234</b>	<b>75-28</b>	<b>128</b>	<b>18</b>	<b>30</b>	<b>6</b>	<b>0</b>	<b>4</b>	<b>21</b>	<b>48</b>	<b>16</b>	<b>1</b>	<b>0</b>	<b>.324</b>	<b>2-3</b>





## Ingram's ACC Regular-Season Stats

Year	AVG	G-GS	AB	R	H	2B	3B	HR	RBI	TB	BB	HBP	SF	OB%	SB
2004	.229	18-14	48	7	11	1	0	1	8	15	7	0	0	.327	2-2
2005	.000	8-0	7	0	0	0	0	0	0	0	2	0	0	.222	0-0
2006	.167	6-0	6	0	1	0	0	0	0	1	0	0	0	.167	0-1
<b>Total</b>	<b>.197</b>	<b>32-14</b>	<b>61</b>	<b>7</b>	<b>12</b>	<b>1</b>	<b>0</b>	<b>1</b>	<b>8</b>	<b>16</b>	<b>9</b>	<b>0</b>	<b>0</b>	<b>.300</b>	<b>2-3</b>

## Ingram's ACC Tournament Stats

Year	AVG	G-GS	AB	R	H	2B	3B	HR	RBI	TB	BB	HBP	SF	OB%	SB
2004	.000	2-1	5	0	0	0	0	0	0	0	0	0	0	.000	0-0

## Ingram's NCAA Tournament Stats

Year	AVG	G-GS	AB	R	H	2B	3B	HR	RBI	TB	BB	HBP	SF	OB%	SB
2004	.000	2-0	2	0	0	0	0	0	0	0	0	0	0	.000	0-0



## #19 Casey Keen


OF • R-R • 5-10 • 175 • Fr. • HS  
Covington, LA • Fontainebleau High School

**2006:** Red-shirted.

**BEFORE CLEMSON:** Originally signed with Tulane, but the aftermath of Hurricane Katrina led him to Clemson...lettered four times in baseball, three times in football, and once in basketball at Fontainebleau High School, where he was coached by Steven Lebbit.

**PERSONAL:** Majoring in political science...born

Casey Lane Keen on Mar. 27, 1987 in Covington, LA.



## #47 David Kopp

RHP • R-R • 6-3 • 190 • So. • 1VL  
Margate, FL • Coral Springs High School

Talented righthander who was used as both a long reliever and spot starter each of his first two seasons...has a 10-5 record and 4.48 ERA in 42 appearances (14 starts)...in 128.2 innings pitched, he has allowed 125 hits (.260 opponents' batting average) and 47 walks with 92 strikeouts...changes speeds well thanks to a good changeup and likes to work fast on

the mound.

**2006:** All-ACC Academic team member...had a 6-2 record and 4.32 ERA in 20 appearances (seven starts)...in 58.1 innings pitched, he allowed 59 hits and 21 walks with 46 strikeouts...earned the victory in relief in both the Clemson Regional and Clemson Super Regional championship-clinching wins...had a team-best 1.23 ERA and .222 opponents' batting average in seven ACC regular-season appearances (22.0 innings pitched)...held opponents to a .221 batting average with two outs...threw 84 groundball outs compared to 34 flyball outs...only allowed three of his 17 inherited baserunners to score...had a 2.63 ERA in 27.1 innings pitched in April...had a 3-1 record and 3.51 ERA in 13 relief appearances...had a 3-1 record and 2.37 ERA in 11 appearances in day games...pitched 3.0 innings in a starting role to earn the win against Gardner-Webb on Mar. 15; he allowed just one hit with four strikeouts...pitched 2.0 scoreless innings in relief with two strikeouts at #11 Miami (FL) on Apr. 1; he made the appearance at the field that was less than an hour's drive from his hometown...pitched 6.0 innings in a starting role, allowing five hits and one run to earn the win against #7 South Carolina on Apr. 12...pitched 6.1 innings in relief, allowing two hits, no runs, and two walks with eight strikeouts in the first game of a doubleheader at Boston College on Apr. 22...in his first career ACC regular-season start, he pitched 6.0 innings, allowing seven hits, two runs, and four walks with six strikeouts to earn the win against Virginia Tech on Apr. 30...pitched 2.0 innings in relief, allowing one hit, no runs, and no walks with two strikeouts at Duke on May 9...pitched 3.1 innings in relief, allowing two hits and no runs against #13 Florida State on May 13...earned the win in relief in the second game of a doubleheader against #7 Georgia Tech in the ACC Tournament on May 27...pitched 1.1 innings in relief to earn the win against Mississippi State in the Clemson Regional on Jun. 4...faced only one batter, but got that batter to ground into a double play against #14 Oral Roberts in the Clemson Super Regional on Jun. 9...pitched the final 2.2 innings, allowing one hit, no runs, and no walks to earn the win against #14 Oral Roberts in the Clemson Super Regional on Jun. 10...rated as the 16th-best sophomore in the nation in

the preseason and the fourth-best prospect in the ACC for the 2007 draft by **Baseball America**.

**2005:** Had a 4-3 record and 4.61 ERA along with a save in 22 appearances (seven starts)...allowed 66 hits and 26 walks with 46 strikeouts in 70.1 innings pitched; the 70.1 innings pitched were the most by a Tiger freshman since Jarrod Schmidt pitched 92.1 innings in 2000...allowed only four home runs and three stolen bases in eight attempts...had a 3.86 ERA and did not allow a homer in 16.1 innings pitched during ACC regular-season games...held opponents to a .192 batting average with two outs...Clemson was 6-1 in his seven starts...in 2.1 innings pitched in relief, he allowed one hit and one run while striking out four against Coastal Carolina at Myrtle Beach, SC on Feb. 19...in his first career start on the road, he earned the win at Old Dominion on Mar. 22 by pitching 7.0 innings, allowing just two hits, no runs, and one walk while striking out two...earned the win in a starting role against #25 Coastal Carolina on Mar. 29; he allowed six hits, two runs, and one walk with five strikeouts against #25 Coastal Carolina on Mar. 29...suffered a tough loss in the first game of a doubleheader at #6 Florida State on Apr. 3 despite allowing just two runs, five hits, and one walk while striking out four in 6.0 innings pitched in relief...allowed three runs on four hits in 5.0 innings pitched in a starting role at #8 South Carolina on Apr. 20...allowed four hits with seven strikeouts in 6.0 innings pitched in a starting role to earn the win against Elon on Apr. 26...pitched 3.0 scoreless innings in relief with four strikeouts against no walks against #6 Georgia Tech on Apr. 30...earned the win in 6.0 innings of work in a start against #20 College of Charleston on May 17...earned his first career save by pitching 2.0 perfect innings against #4 Miami (FL) on May 21...pitched 5.2 innings in relief against Virginia in the ACC Tournament on May 28; he allowed two hits and no earned runs...#9 freshman in the nation in the preseason by **Baseball America**.

**BEFORE CLEMSON:** Lettered four times in baseball at Coral Springs High School, where he was coached by Frank Bumbales...First-Team **Sun-Sentinel** and **Miami Herald** All-County team selection.

**PERSONAL:** Two-time member of the ACC Academic Honor Roll...majoring in community recreation management...born David Justin Kopp on Oct. 22, 1985 in Coral Springs, FL.

## Kopp's Overall Stats

Year	ERA	W-L	G-GS	CG	SHO	SV	IP	H	R	ER	BB	SO
2005	4.61	4-3	22-7	0	0	1	70.1	66	43	36	26	46
2006	4.32	6-2	20-7	0	0	0	58.1	59	33	28	21	46
<b>Total</b>	<b>4.48</b>	<b>10-5</b>	<b>42-14</b>	<b>0</b>	<b>0</b>	<b>1</b>	<b>128.2</b>	<b>125</b>	<b>76</b>	<b>64</b>	<b>47</b>	<b>92</b>

## Kopp's ACC Regular-Season Stats

Year	ERA	W-L	G-GS	CG	SHO	SV	IP	H	R	ER	BB	SO
2005	3.86	0-1	7-0	0	0	1	16.1	15	9	7	6	13
2006	1.23	1-0	7-1	0	0	0	22.0	16	3	3	9	20
<b>Total</b>	<b>2.35</b>	<b>1-1</b>	<b>14-1</b>	<b>0</b>	<b>0</b>	<b>1</b>	<b>38.1</b>	<b>31</b>	<b>12</b>	<b>10</b>	<b>15</b>	<b>33</b>

## Kopp's ACC Tournament Stats

Year	ERA	W-L	G-GS	CG	SHO	SV	IP	H	R	ER	BB	SO
2005	0.00	0-0	1-0	0	0	0	5.2	2	1	0	3	2
2006	23.63	1-0	1-0	0	0	0	2.2	6	7	7	1	4
<b>Total</b>	<b>7.56</b>	<b>1-0</b>	<b>2-0</b>	<b>0</b>	<b>0</b>	<b>0</b>	<b>8.1</b>	<b>8</b>	<b>8</b>	<b>7</b>	<b>4</b>	<b>6</b>

## Kopp's NCAA Tournament Stats

Year	ERA	W-L	G-GS	CG	SHO	SV	IP	H	R	ER	BB	SO
2005	9.00	0-0	2-0	0	0	0	4.0	6	4	4	2	2
2006	3.18	2-1	4-0	0	0	0	5.2	4	2	2	2	1
<b>Total</b>	<b>5.59</b>	<b>2-1</b>	<b>6-0</b>	<b>0</b>	<b>0</b>	<b>0</b>	<b>9.2</b>	<b>10</b>	<b>6</b>	<b>6</b>	<b>4</b>	<b>3</b>



## #23 Tanner Leggett

2B/SS • R-R • 5-11 • 165 • \*Jr. • 1VL  
Clemson, SC • Daniel High School

A solid defensive player in 2005 and 2006 after having an injury-plagued first-two seasons at Clemson...had good range...added considerable strength since first arriving at Clemson...a career .231 hitter (6-for-26) with a homer and three RBIs in 30 games (one start)...committed just one error in 38 chances (.973 fielding percentage).

**2006:** Was 2-for-15 (.133) with three runs scored and a home run in 14 games (one start at second base)...hit a pinch-hit, solo home run to left field to



lead off the seventh inning against Virginia Tech on Apr. 28; it was his first career homer, as he got to shake his father's hand after touching third base in a special moment for the head coach and son...came off the bench and went 1-for-4 with two runs scored against #22 Wake Forest on May 18.

**2005:** Was 4-for-11 (.364) with a run scored and two RBIs in 16 games off the bench...was not on the ACC Tournament roster or the Clemson Regional roster, but was on the Waco Super Regional roster...had three putouts and 12 assists without committing an error at shortstop and second base...was 3-for-7 against righthanders, 3-for-6 with runners on base, 2-for-4 with runners in scoring position, and 4-for-6 with two outs...had two putouts and 10 assists at shortstop, and one putout and two assists at second base...had his first career hit, an RBI single, and scored a run at Auburn on Mar. 6...came off the bench and singled in his only at-bat against Furman on Mar. 16...hit a pinch-hit single against Virginia on Apr. 15...hit a pinch-hit, RBI single against Western Carolina on Apr. 19...as a late-inning substitution at second base, he made a key assist after fielding a ground ball up the middle in the ninth inning at #8 South Carolina on Apr. 20...made his first ACC road trip at N.C. State from Apr. 22-24.

**2004:** Did not play in any games, as he recovered from a shoulder injury...played for Spartanburg in the Coastal Plain League in the summer, where he hit .203 in 27 games (19 starts).

**2003:** Red-shirted...had shoulder surgery in the summer.

**BEFORE CLEMSON:** Lettered three times in baseball and two times in soccer at Daniel High School...played on the national championship East Cobb AAU squad after his freshman season and was a member of the all-tournament team...member of the national championship runnerup East Cobb team after his sophomore season...all-state soccer selection as a senior and all-region pick as a junior.

**PERSONAL:** Son of Head Coach Jack Leggett...member of the ACC Academic Honor Roll in 2004-05...majoring in marketing...born Tanner Jackson Leggett on Aug. 12, 1983 in Cullowhee, NC.

## Leggett's Overall Stats

Year	AVG	G-GS	AB	R	H	2B	3B	HR	RBI	TB	BB	HBP	SF	OB%	SB
2005	.364	16-0	11	1	4	0	0	0	2	4	0	1	0	.417	0-0
2006	.133	14-1	15	3	2	0	0	1	1	5	0	1	0	.188	0-0
<b>Total</b>	<b>.231</b>	<b>30-1</b>	<b>26</b>	<b>4</b>	<b>6</b>	<b>0</b>	<b>0</b>	<b>1</b>	<b>3</b>	<b>9</b>	<b>0</b>	<b>2</b>	<b>0</b>	<b>.286</b>	<b>0-0</b>

## Leggett's ACC Regular-Season Stats

Year	AVG	G-GS	AB	R	H	2B	3B	HR	RBI	TB	BB	HBP	SF	OB%	SB
2005	.250	7-0	4	0	1	0	0	0	0	1	0	0	0	.250	0-0
2006	.167	8-1	12	3	2	0	0	1	1	5	0	1	0	.231	0-0
<b>Total</b>	<b>.188</b>	<b>15-1</b>	<b>16</b>	<b>3</b>	<b>3</b>	<b>0</b>	<b>0</b>	<b>1</b>	<b>1</b>	<b>6</b>	<b>0</b>	<b>1</b>	<b>0</b>	<b>.235</b>	<b>0-0</b>



## #40 Alex Martin

**LHP • L-L • 6-1 • 185 • \*Fr. • RS**  
**Charlotte, NC • Providence Senior High School**

Lefty who is a set-up man and situational pitcher.

**2006:** Had a 2-0 record and 4.42 ERA in 14 relief appearances...in 18.1 innings pitched, he allowed 21 hits and eight walks with eight strikeouts...only allowed four of 14 inherited baserunners to score...held the leadoff batter to a .188 batting average...had a 2-0

record and 1.54 ERA in 11.2 innings pitched in March...pitched a perfect inning in relief with a strikeout in the second game of a doubleheader against Mercer on Feb. 26; it was his first career appearance...pitched a scoreless ninth inning against #25 Kansas on Mar. 10...earned his first career win against Elon on March 22; he pitched 3.1 scoreless innings in relief, allowing four hits and no walks...did not factor in the decision, but pitched 3.0 hitless and scoreless innings in relief with three strikeouts against #12 N.C. State on Mar. 24...earned the win in relief by pitching 4.0 innings, allowing two runs on three hits at #11 Miami (FL) on Mar. 31...pitched a scoreless and hitless inning in relief at Duke on May 9.

**2005:** Red-shirted...played for Florence in the Coastal Plain League in the summer, where he was 0-2 with a 5.13 ERA and a save in 26.1 innings pitched (14 relief appearances).

**BEFORE CLEMSON:** Lettered three times in baseball at Providence Senior High School, where he was coached by Danny Hignight.


**PERSONAL:** Two-time member of the ACC Academic Honor Roll...majoring in travel & tourism...born Alexander Miles Martin on Feb. 16, 1986 in Fort Lauderdale, FL.

## Martin's Overall Stats

Year	ERA	W-L	G-GS	CG	SHO	SV	IP	H	R	ER	BB	SO
2006	4.42	2-0	14-0	0	0	0	18.1	21	10	9	8	8

## Martin's ACC Regular-Season Stats

Year	ERA	W-L	G-GS	CG	SHO	SV	IP	H	R	ER	BB	SO
2006	4.35	1-0	8-0	0	0	0	10.1	8	6	5	7	5



## #9 D.J. Mitchell

**OF • R-R • 6-1 • 155 • Fr. • HS**  
**Rural Hall, NC • North Forsyth Senior High School**

Versatile player who has shown great speed in the outfield and on the bases...has a strong arm...was called upon to pinch-run and be a defensive replacement in right field late in games, and even start there when regular-starter Travis Storrer was injured...made tremendous improvements at the plate from early in the 2006 season to the postseason.

**2006:** Hit .289 (26-for-90) with 20 runs scored, three doubles, 12 RBIs, and eight stolen bases in 51 games (19 starts, including 18 in right field and one in center)...Clemson was 16-3 in games he started...came off the bench 32 times, second-most on the team...hit .333 with a .406 on-base percentage in 23 ACC regular-season games...was 2-for-4 as a pinch-hitter...hit a team-best .304 in 32 games off the bench...hit .357 with runners in scoring position...hit .357 in neutral-site games...hit .340 with a .431 on-base percentage against top-25 ranked teams...hit .356 after the fifth inning and .391 after the seventh inning...was 6-for-32 (.188) against righthanders in his first 34 games, but was 11-for-28 (.393) against lefties in his last 17 games...hit .311 with a .404 on-base percentage in 13 postseason starts...named to the All-ACC Tournament team after going 8-for-19 (.421) with five runs scored, a double, five RBIs, and two stolen bases in five games; he got the starting nod in all five games only because Travis Storrer suffered a foot injury prior to the tourney and was unavailable; he also started all three games of the Clemson Regional, both games of the Clemson Super Regional, and all three games in the College World Series...doubled in his first career plate appearance in the second game of a doubleheader against Mercer on Feb. 26...as a pinch-runner, he scored the eventual winning run in the eighth inning against #25 Kansas on Mar. 12...in his first career start, he went 1-for-3 with a diving catch in right field that saved at least one run against Elon on Mar. 21...executed a "fake fall down" play at second base that induced a throw from the catcher and allowed Andy D'Alessio to score a crucial insurance run from third base in the ninth inning at #11 Miami (FL) on Mar. 31; he was credited with a stolen base when he reached third base...singled in his only at-bat off the bench at #11 Miami (FL) on Apr. 2...off the bench, he had an infield single to score a run against Maryland on Apr. 9...hit a pinch-hit single at #10 Georgia Tech on Apr. 16...starting in centerfield for an injured Brad Chalk, he had a hit, scored two runs, and stole a base against Wofford on Apr. 26...came off the bench and had a single in the second game of a doubleheader at Duke on May 8...came off the bench and scored a run, and later hit a single in his only at-bat against #13 Florida State on May 14...came off the bench and scored three runs thanks to two walks and a hit-by-pitch against #22 Wake Forest on May 18...went 2-for-4 with two runs scored and three RBIs against Wake Forest in the ACC Tournament on May 24...went 3-for-5 with a double, two runs scored, and two RBIs in the second game of a doubleheader against #7 Georgia Tech in the ACC Tournament on May 27...went 3-for-4 with three RBIs and a stolen base against #14 Oral Roberts in the Clemson Super Regional on Jun. 9.

**BEFORE CLEMSON:** Three-time all-conference selection at North Forsyth Senior High School...played in the North Carolina East-West game as a senior...member of the Impact Showcase Select team...his team was 33-7 in conference play over four years and won the last three league titles...lettered four times in baseball and two times in basketball at North Forsyth Senior High, where he was coached by Jamie Lowe.

**PERSONAL:** Majoring in sport management...born William Douglas Mitchell, Jr. on May 13, 1987 in Winston-Salem, NC.



## Mitchell's Overall Stats

Year	AVG	G-GS	AB	R	H	2B	3B	HR	RBI	TB	BB	HBP	SF	OB%	SB
2006	.289	51-19	90	20	26	3	0	0	12	29	9	3	1	.369	8-11

## Mitchell's ACC Regular-Season Stats

Year	AVG	G-GS	AB	R	H	2B	3B	HR	RBI	TB	BB	HBP	SF	OB%	SB
2006	.333	23-3	27	8	9	0	0	0	4	9	2	2	1	.406	1-3

## Mitchell's ACC Tournament Stats

Year	AVG	G-GS	AB	R	H	2B	3B	HR	RBI	TB	BB	HBP	SF	OB%	SB
2006	.421	5-5	19	5	8	1	0	0	5	9	3	0	0	.500	2-3

## Mitchell's NCAA Tournament Stats

Year	AVG	G-GS	AB	R	H	2B	3B	HR	RBI	TB	BB	HBP	SF	OB%	SB
2006	.231	8-8	26	4	6	1	0	0	3	7	3	1	0	.333	3-3



## #41 Daniel Moskoss

LHP • R-L • 6-2 • 205 • So. • 1VL  
Alta Loma, CA • Damien High School

One of five Tigers from the West Coast...hard-throwing lefthander who stepped up to become the team's closer in 2006...has a 7-7 record, 3.20 ERA, and 10 saves in 54 relief appearances (70.1 innings pitched) over two seasons...the 10 saves are 10th-most in Clemson history...has a .266 opponents' batting average and has allowed just two homers with 69

strikeouts.

**2006:** Had a 5-5 record, 2.52 ERA, and 10 saves in a team-high 33 relief appearances (53.2 innings pitched); no other Tiger pitcher made more than 21 appearances...his 10 saves tied for third-most in a season in Clemson history...tied for fifth in the ACC in saves...his 33 appearances and 33 relief appearances both tied for most in a season in school history...had at least one strikeout in 29 of his 33 appearances...allowed just 44 hits, 21 walks, and one home run with 54 strikeouts...held lefthanded batters to a .187 batting average...had a 1.85 ERA and .192 opponents' batting average in 17 relief appearances (24.1 innings pitched) at home...had a 1.04 ERA and .171 opponents' batting average in 14 relief appearances (26.0 innings pitched) at night...allowed just nine of 32 inherited baserunners to score...finished the game in each of his last 25 appearances...named to the Roger Clemens Award Watch List...received the Bob Bradley Award for being the MVP of the four-game series against South Carolina; in two relief outings against the Gamecocks, he had a 1-0 record, as he allowed two hits and one run in 8.0 innings pitched; he became the first Tiger pitcher to earn the award in its sixth year of existence...pitched 2.0 scoreless and hitless innings in relief with three strikeouts in the second game of a doubleheader against James Madison on Feb. 17...pitched 2.2 scoreless innings in relief, allowing one just one hit against Mercer on Feb. 24...pitched 4.2 effective innings in relief at #9 South Carolina on Mar. 4; he allowed one run on two hits...pitched a scoreless and hitless eighth inning with two strikeouts to earn the win against #25 Kansas on Mar. 12...earned his first career save by pitching a scoreless and hitless inning against Elon on March 22...pitched 2.0 scoreless innings of one-hit ball to pick up the save against #12 N.C. State on Mar. 25...pitched 2.0 scoreless innings with no walks and three strikeouts to record the save at #11 Miami (FL) on Mar. 31...struck out the only batter he faced with the bases loaded and Clemson ahead 6-2 to pick up the save at #11 Miami (FL) on Apr. 1...earned the win in relief at #1 South Carolina on Apr. 5; he allowed no hits and no runs in the final 3.1 innings, and faced the minimum 10 batters...struck out the only batter he faced with the bases loaded and the score tied 2-2 in the 11th inning to earn the win against Maryland on Apr. 8...pitched 1.2 perfect innings with two strikeouts to record the save at Western Carolina on Apr. 11...pitched 2.0 scoreless innings of one-hit ball with two strikeouts to pick up the save at #10 Georgia Tech on Apr. 14...pitched 3.2 innings in relief, allowing three hits and one run with four strikeouts against #23 Winthrop on Apr. 18...pitched 1.1 scoreless innings to pick up the save at Boston College on Apr. 21...struck out all three batters he faced in the ninth inning against Wofford on Apr. 26...pitched a scoreless inning to earn the save in the first game of a doubleheader at Duke on May 8...pitched a hitless and scoreless ninth inning with three strikeouts against #13 Florida State on May 14...struck out the only batter he faced to earn the save against #21 College of Charleston on May 16...pitched 2.2 innings, allowing no hits, no

runs, and no walks with three strikeouts to pick up the save against Mississippi State in the Clemson Regional on Jun. 4...earned the win in 2.0 innings pitched in relief against #14 Oral Roberts in the Clemson Super Regional on Jun. 9; he struck out three and did not walk a batter...pitched a perfect ninth inning with a strikeout against #4 Georgia Tech in the College World Series on Jun. 16...pitched 1.1 scoreless innings with two strikeouts against #2 Cal State Fullerton in the College World Series on Jun. 20...one of 22 players selected to play for the USA National Team in the summer.

**2005:** Had a 2-2 record and 5.40 ERA in 21 relief appearances (16.2 innings pitched)...had 15 strikeouts...had eight strikeouts against only two walks in eight relief appearances in ACC regular-season games...picked up the win in relief by retiring the only batter he faced against #18 California-Irvine on Feb. 25; he did so against a school that is only 50 miles from his hometown...pitched 2.0 hitless and scoreless innings in relief with four strikeouts against Duke on Apr. 8...pitched the final 2.0 innings, allowing no runs, one hit, and no walks with three strikeouts against Wofford on Apr. 27...pitched 2.2 scoreless innings in relief with two strikeouts against #6 Georgia Tech on May 1...retired the only batter he faced and earned the victory against North Carolina A&T in the Clemson Regional on Jun. 3...played for Cotuit in the Cape Cod League in the summer, where he was 3-4 with a 3.82 ERA in 33.0 innings pitched (15 appearances).

**BEFORE CLEMSON:** Lettered twice in baseball at Damien High School, where he was coached by Rob Verdi...had a 1.70 ERA, 95 strikeouts, and a .200 opponents' batting average in 65.0 innings pitched during his senior year...named a San Gabriel Valley and Inland Valley All-Star selection as a senior at Damien High School...member of the All-Southern California team during his senior season.

**PERSONAL:** Member of the ACC Academic Honor Roll in 2005-06...pronounced MAH-skohs...majoring in health science...born Daniel Ross Moskoss on Apr. 28, 1986 in Greenville, SC.

## Moskoss' Overall Stats

Year	ERA	W-L	G-GS	CG	SHO	SV	IP	H	R	ER	BB	SO
2005	5.40	2-2	21-0	0	0	0	16.2	24	12	10	13	15
2006	2.52	5-5	33-0	0	0	10	53.2	44	18	15	21	54
<b>Total</b>	<b>3.20</b>	<b>7-7</b>	<b>54-0</b>	<b>0</b>	<b>0</b>	<b>10</b>	<b>70.1</b>	<b>68</b>	<b>30</b>	<b>25</b>	<b>34</b>	<b>69</b>

## Moskoss' ACC Regular-Season Stats


Year	ERA	W-L	G-GS	CG	SHO	SV	IP	H	R	ER	BB	SO
2005	4.50	0-1	8-0	0	0	0	8.0	13	5	4	2	8
2006	2.55	1-2	14-0	0	0	6	17.2	17	6	5	10	15
<b>Total</b>	<b>3.16</b>	<b>1-3</b>	<b>22-0</b>	<b>0</b>	<b>0</b>	<b>6</b>	<b>25.2</b>	<b>30</b>	<b>11</b>	<b>9</b>	<b>12</b>	<b>23</b>

## Moskoss' ACC Tournament Stats

Year	ERA	W-L	G-GS	CG	SHO	SV	IP	H	R	ER	BB	SO
2005	9.00	0-0	1-0	0	0	0	1.0	2	2	1	1	1
2006	9.00	1-1	2-0	0	0	0	4.0	8	4	4	1	4
<b>Total</b>	<b>9.00</b>	<b>1-1</b>	<b>3-0</b>	<b>0</b>	<b>0</b>	<b>0</b>	<b>5.0</b>	<b>10</b>	<b>6</b>	<b>5</b>	<b>2</b>	<b>5</b>

## Moskoss' NCAA Tournament Stats

Year	ERA	W-L	G-GS	CG	SHO	SV	IP	H	R	ER	BB	SO
2005	0.00	1-0	1-0	0	0	0	0.1	0	0	0	0	0
2006	3.86	1-0	4-0	0	0	1	7.0	7	3	3	0	9
<b>Total</b>	<b>3.68</b>	<b>2-0</b>	<b>5-0</b>	<b>0</b>	<b>0</b>	<b>1</b>	<b>7.1</b>	<b>7</b>	<b>3</b>	<b>3</b>	<b>0</b>	<b>9</b>



## #46 Steve Richard

RHP • R-R • 6-2 • 225 • Jr. • TR  
BillERICA, MA • University of Maine

Experienced righthander who pitched one season at Clemson after transferring from Maine, where he made 26 starts and five relief appearances during the 2004 and 2005 seasons...had a 13-4 record and 2.70 ERA in 52 career appearances (26 starts)...in 193.0 innings pitched, he allowed 175 hits and 91 walks with 167 strikeouts...hard thrower who was used primarily as a set-up man at Clemson.

**2006:** Drafted in the eighth round (231th overall pick) by the Seattle Mariners...had an 0-1 record, 4.30 ERA, and four saves in 21 relief appearances (23.0 innings pitched)...the 21 appearances were second-most on the team...finished 13 games, second-most on the team...allowed 29 hits and nine walks with 14 strikeouts...only allowed one home run...had a 3.38 ERA in 11





relief appearances (13.1 innings pitched) in ACC regular-season games...had a 2.13 ERA after the eighth inning...in his first outing as a Tiger, he pitched a perfect ninth inning with two strikeouts to earn the save in the second game of a doubleheader against James Madison on Feb. 17...pitched 1.1 hitless and scoreless innings to earn the save against #9 South Carolina on Mar. 5...struck out the only batter he faced to earn the save against #12 N.C. State on Mar. 24...pitched 2.1 scoreless innings in relief against Maryland on Apr. 8...pitched a scoreless ninth inning against Virginia Tech on Apr. 29...pitched a perfect inning in relief with a strikeout against #13 Florida State on May 14...pitched a scoreless ninth inning with a strikeout against #22 Wake Forest on May 18...pitched a scoreless inning with two strikeouts against Wake Forest in the ACC Tournament on May 24...pitched a scoreless ninth inning with two strikeouts against Elon in the Clemson Regional on Jun. 3...one of 30 pitchers on the NCBWA Stopper-of-the-Year Award Watch List in the preseason...rated as the fifth-best newcomer in the ACC in the preseason by **Baseball America**.

**BEFORE CLEMSON:** Played the 2004 and 2005 seasons at Maine, where he was 13-3 with a 2.49 ERA in 31 appearances (26 starts) and 170.0 innings pitched over those two years...coached by Paul Kostocopolous at Maine...attended the same college that Head Coach Jack Leggett played at and graduated from in the 1970s; Leggett was later inducted into the University of Maine Hall of Fame...was 9-1 with a 2.07 ERA and 90 strikeouts in 100.0 innings pitched in 2005...was 4-2 with a 3.09 ERA and 63 strikeouts in 70.0 innings pitched in 2004...earned the win by pitching 6.2 scoreless innings in the 2005 Oxford Regional against Southern Mississippi; he earned Oxford Regional All-Tournament team honors...played for Chatham in the Cape Cod League in the summer of 2005, where he was 3-2 with a 2.54 ERA in 46.0 innings pitched (eight starts)...lettered at Malden Catholic High School, where he was coached by Steve Freher.

**PERSONAL:** Pronounced riH-SHAHRD...majoring in economics...born Steven Michael Richard, Jr. on Mar. 7, 1985 in Medford, MA.

## Richard's Overall Stats

Year	ERA	W-L	G-GS	CG	SHO	SV	IP	H	R	ER	BB	SO
2004*	3.09	4-2	15-11	1	0	0	70.0	58	29	24	38	63
2005*	2.07	9-1	16-15	1	1	0	100.0	88	34	23	44	90
2006	4.30	0-1	21-0	0	0	4	23.0	29	12	11	9	14
<b>Total</b>	<b>2.70</b>	<b>13-4</b>	<b>52-26</b>	<b>2</b>	<b>1</b>	<b>4</b>	<b>193.0</b>	<b>175</b>	<b>75</b>	<b>58</b>	<b>91</b>	<b>167</b>

\* - Maine

## Richard's ACC Regular-Season Stats

Year	ERA	W-L	G-GS	CG	SHO	SV	IP	H	R	ER	BB	SO
2006	3.38	0-0	11	0	0	1	13.1	16	6	5	5	5


## Richard's ACC Tournament Stats

Year	ERA	W-L	G-GS	CG	SHO	SV	IP	H	R	ER	BB	SO
2006	0.00	0-0	1-0	0	0	0	1.0	2	0	0	0	2

## Richard's NCAA Tournament Stats

Year	ERA	W-L	G-GS	CG	SHO	SV	IP	H	R	ER	BB	SO
2005*	0.00	1-0	1-1	0	0	0	6.2	5	0	0	4	0
2006	0.00	0-0	1-0	0	0	0	1.0	1	0	0	0	2
<b>Total</b>	<b>0.00</b>	<b>1-0</b>	<b>2-1</b>	<b>0</b>	<b>0</b>	<b>0</b>	<b>7.2</b>	<b>6</b>	<b>0</b>	<b>0</b>	<b>4</b>	<b>2</b>

\* - Maine



## #25 Jameson Smith

INF/OF • L-R • 5-11 • 175 • Fr. • HS  
Fresno, CA • Clovis West High School

Versatile Tiger who played mainly at third base...one of five Tigers from the West Coast.

**2006:** Hit .125 (2-for-16) with three walks and a sacrifice bunt in 15 games (two starts as the DH)...was 1-for-10 as a pinch-hitter.

**BEFORE CLEMSON:** City and county all-star selection at Clovis West High School...lettered three

times in baseball at Clovis West High, where he was coached by Tim Thiessen.


**PERSONAL:** Major is undeclared...born Jameson Daniel Smith on Oct. 9, 1986 in Bakersfield, CA.

## J. Smith's Overall Stats

Year	AVG	G-GS	AB	R	H	2B	3B	HR	RBI	TB	BB	HBP	SF	OB%	SB
2006	.125	15-2	16	0	2	0	0	0	0	2	3	0	0	.263	0-0

## J. Smith's ACC Regular-Season Stats

Year	AVG	G-GS	AB	R	H	2B	3B	HR	RBI	TB	BB	HBP	SF	OB%	SB
2006	.000	5-0	5	0	0	0	0	0	0	0	0	0	0	.000	0-0



## #35 Marquez Smith

INF • R-R • 5-9 • 200 • Jr. • JC

Ocala, FL • Daytona Beach Community College

Aggressive hitter who has quick wrists...heated up as the 2006 season went along...played the first half of the 2006 season as the DH, then emerged as the starter at third base after playing near flawless defense there...three-time draft pick.

**2006:** Drafted in the 35th round (1,049th overall pick) by the Chicago Cubs...hit .291 with 20 doubles, a triple, 10 homers, and 48 RBIs in 66 games (63 starts, including 34 at third base, 24 at DH, and five at second base)...tied for third in the ACC in doubles...had a .396 on-base percentage thanks to 30 walks and 10 hit-by-pitches...stole five bases in five attempts...reached base 42 percent of the time when leading off an inning...had a .951 fielding percentage, as he committed just five errors in 102 chances...hit .315 in 28 ACC regular-season games (26 starts)...hit .317 against righthanders...hit .333 with runners in scoring position and .333 with two outs...hit .375 with runners in scoring position and two outs...had 23 two-out RBIs, third-most on the team...had 16 multi-hit games and 14 multi-RBI games...hit .336 with a .434 on-base percentage and a .633 slugging percentage as a third-baseman...after becoming the everyday starter at third base against Winthrop on Apr. 18, he was 38-for-120 (.317) with 34 runs scored, 13 doubles, six homers, and 30 RBIs...named to the All-ACC Tournament team after going 6-for-21 (.286) with a double, five RBIs, and five walks in five games...named to the Clemson Regional All-Tournament team after going 4-for-12 with a double and triple in three games...had a double, three runs scored, and a steal in his first game as a Tiger in the first game of a doubleheader against James Madison on Feb. 17...hit a solo homer, his first as a Tiger, in the second game of a doubleheader against James Madison on Feb. 17...hit a two-out, two-run single in the seventh inning to give Clemson the lead for good against #9 South Carolina on Mar. 5...hit a towering two-run homer at #19 Georgia on Mar. 28...hit two doubles and scored two runs against #19 Georgia on Mar. 29...went 2-for-3 with an RBI at #11 Miami (FL) on Apr. 2...went 3-for-4 with two doubles against Western Carolina on Apr. 4...had two hits, including a home run, at Western Carolina on Apr. 11...went 2-for-4 with a double and two RBIs at Boston College on Apr. 21...hit two solo home runs against Wofford on Apr. 26...hit two home runs with five RBIs against Virginia Tech on Apr. 29; it was his second two-homer game of the week...named one of five national players-of-the-week by **Collegiate Baseball** and Co-ACC Player-of-the-Week after hitting four homers and seven RBIs in four games from Apr. 26-30...went 3-for-4 with two doubles and a home run in the first game of a doubleheader at Duke on May 8...went 2-for-5 with a double and two RBIs in the second game of a doubleheader at Duke on May 8...went 3-for-3 with three doubles, three runs scored, and three RBIs against #13 Florida State on May 12; he tied the single-game Tiger record with three doubles and reached base in all five plate appearances...went 2-for-4 with a three-run homer and four RBIs against #13 Florida State on May 14; he was 5-for-11 with six runs scored, three doubles, a homer, and seven RBIs in the three-game series...went 2-for-3 with a double and two runs scored against #22 Wake Forest on May 18...went 3-for-5 with two RBIs against Wake Forest in the ACC Tournament on May 24...went 1-for-3 with three walks, including two with the bases loaded, against #25 N.C. State in the ACC Tournament on May 28...went 3-for-4 with a double and triple against Elon in the Clemson Regional on Jun. 3...hit a two-run double and stole a base against #4 Georgia Tech in the College World Series on Jun. 16.

**BEFORE CLEMSON:** Played for Daytona in the Florida Collegiate Summer League in 2005, where he hit .284 in 116 at-bats (31 starts); also named to the All-Star team...played in the Florida Junior College All-Star game in 2005 after playing the season at Daytona Beach Community College...conference player-of-the-year and first-team all-state selection in 2005...played for the conference champions in 2005 at Daytona Beach Community College, where he was





coached by Tim Touma...drafted in the 46th round (1,368th overall pick) by the Los Angeles Angels in 2004 out of junior college...drafted in the 36th round (1,078th overall pick) by the Minnesota Twins in 2003 out of high school...lettered three times in baseball at Forest High, where he was coached by Wayne Yancey.

**PERSONAL:** Pronounced mahr-KWEHZ...majoring in psychology...born Marquez Jamal Smith on Mar. 20, 1985 in Panama City, FL.

## M. Smith's Overall Stats

Year	AVG	G-GS	AB	R	H	2B	3B	HR	RBI	TB	BB	HBP	SF	OB%	SB
2006	.291	66-63	223	53	65	20	1	10	48	117	30	10	2	.396	5-5

## M. Smith's ACC Regular-Season Stats


Year	AVG	G-GS	AB	R	H	2B	3B	HR	RBI	TB	BB	HBP	SF	OB%	SB
2006	.315	28-26	92	26	29	9	0	4	20	50	10	3	0	.400	1-1

## M. Smith's ACC Tournament Stats

Year	AVG	G-GS	AB	R	H	2B	3B	HR	RBI	TB	BB	HBP	SF	OB%	SB
2006	.286	5-5	21	4	6	1	0	0	5	7	5	0	0	.423	1-1

## M. Smith's NCAA Tournament Stats

Year	AVG	G-GS	AB	R	H	2B	3B	HR	RBI	TB	BB	HBP	SF	OB%	SB
2006	.226	8-8	31	7	7	3	1	0	4	12	5	1	0	.351	2-2



## #5 Travis Storrer

OF • L-R • 6-1 • 195 • Sr. • 2VL

Mount Vernon, WA • Edmonds Community College

Outfielder who had a "flat" swing and brought consistency to the field every day...had a very accurate arm from his right-field position, as he had 15 career outfield assists...hit many line-drive outs...one of five Tigers from the West Coast...a career .329 hitter in 171 games (170 starts) in three seasons...totaled 124 runs scored, 38 doubles, five triples, 22 homers,

and 121 RBIs...had a .401 on-base percentage thanks to 71 walks against only 98 strikeouts in 624 at-bats...had 12 career sacrifice bunts.

**2006:** Team co-captain...hit .321 with 10 doubles, nine homers, and 45 RBIs in 52 games (51 starts in right field)...missed all 13 postseason games due to a sprained foot that he suffered in the regular-season finale, but was on the 25-man roster for both the Clemson Super Regional and College World Series after not being on the ACC Tournament and Clemson Regional 25-man rosters...had a .417 on-base percentage thanks to 25 walks against only 24 strikeouts...had a team-high six outfield assists...had four sacrifice bunts...hit a team-best .406 against righthanders...hit .348 with runners in scoring position and .381 with two outs...hit .414 with runners in scoring position and two outs...hit .365 against top-25 ranked teams and .367 against NCAA Tournament teams, both team-bests...hit a team-best .388 in April...had 15 multi-hit games and 13 multi-RBI games...hit .406 with a .500 on-base percentage in 69 at-bats in the #5 spot in the batting order...had a 12-game hitting streak, which included the last 10 games of 2005 and the first two games of 2006; also hit safely in 31 of 32 games, which included a 30-game span in 2005...missed four games in late March due to an abdominal strain...went 3-for-5 with a two-run homer at College of Charleston on Mar. 3...went 2-for-3 with a double and three RBIs at #11 Miami (FL) on Apr. 2...went 2-for-4 with a home run and stolen base against Western Carolina on Apr. 4...hit a walkoff sacrifice fly in the 11th inning against Maryland on Apr. 8...went 2-for-4 with a double and an RBI against #7 South Carolina on Apr. 12...went 2-for-3 with two doubles and two RBIs at #10 Georgia Tech on Apr. 14...hit two home runs with three RBIs at #10 Georgia Tech on Apr. 16...went 2-for-4 with two RBIs against #23 Winthrop on Apr. 18...hit a three-run homer against Furman on Apr. 19...went 2-for-2 with a double, walk, and sacrifice bunt at Boston College on Apr. 21...went 2-for-2 with a home run, three runs scored, and two RBIs against Wofford on Apr. 26...hit a two-run homer against Virginia Tech on Apr. 28...went 2-for-2 with a homer and two RBIs against Virginia Tech on Apr. 30...went 4-for-5 with an RBI against #13 Florida State on May 12...went 2-for-4 with a double, triple, and two RBIs against #13 Florida State on May 13...went 2-for-3 with a double and three RBIs before leaving the game with a sprained foot against #22 Wake Forest on May 20...preseason second-team All-ACC by [SEBaseball.com](http://SEBaseball.com).

**2005:** Second-team All-ACC selection by [SEBaseball.com](http://SEBaseball.com)...hit .346 with 15 doubles, two triples, six homers, 43 RBIs, and a .412 on-base percentage in

66 starts (all in right field)...had 27 walks and six sacrifice bunts...had eight outfield assists and 84 putouts without committing an error...hit .431 with runners on base and .421 with runners in scoring position, both team-bests...hit a team-best .367 in non-conference, regular-season games...started and batted second, third, fourth, fifth, sixth, and seventh in the lineup at least once...had 23 multi-hit games...hit a team-best .397 in March...had a 19-game hitting streak from April to May; he hit .425 during the streak...finished the season on a 10-game-hitting streak and hit safely in 29 of the last 30 games...went 2-for-2 with two RBIs and two walks against West Virginia at Myrtle Beach, SC on Feb. 18...went 3-for-5 at Auburn on Mar. 4...hit a two-run homer at Auburn on Mar. 5...had three hits and an RBI at Auburn on Mar. 6...had two hits, including a go-ahead, two-run double at #4 South Carolina on Mar. 13...had two hits, including a double, and three RBIs at Maryland on Mar. 25...went 3-for-4 with a double, two runs scored, and two RBIs against #25 Coastal Carolina on Mar. 30...had two hits, including a double and a solo homer, along with two RBIs against #4 South Carolina on Apr. 13...went 3-for-5 with a triple and an RBI against Western Carolina on Apr. 19...went 2-for-3 with a double and two RBIs against #6 Georgia Tech on Apr. 29...went 3-for-4 with a triple and two RBIs against #6 Georgia Tech on May 1; he was 6-for-11 (.545) in the series...went 3-for-5 with a double, homer, three runs scored, and two RBIs at Virginia Tech on May 8...went 3-for-5 with an RBI and four runs scored at Wake Forest on May 14...saw his 19-game hitting streak come to an end against #4 Miami (FL) on May 21...hit a two-run homer against Virginia in the ACC Tournament on May 28...named to the Clemson Regional All-Tournament team after going 4-for-11 with four runs scored, a double, and two RBIs in three games...went 3-for-4 at #6 Baylor in the Waco Super Regional on Jun. 13...played for Bellingham in the WCCBL in the summer, where he hit .250 in 76 at-bats (21 starts)...preseason second-team All-ACC by [SEBaseball.com](http://SEBaseball.com).

**2004:** Batted .315 with 49 runs scored, 13 doubles, two triples, seven homers, and 33 RBIs in 53 games (all starts)...only made four errors (.975 fielding percentage) while starting 25 games at second base, a team-high 25 in right field, and three as the DH...batted second in the starting lineup a team-high 36 times...had 22 multi-hit games, tied for second-most on the team...hit .356 with runners on base and .382 with runners in scoring position...hit .417 in neutral-site games and .350 against top-25 ranked teams...hit .353 when playing second base...made 42 putouts and had one assist without committing an error in the outfield...named to both postseason all-tournament teams, as he was 17-for-43 (.395) with a team-high 13 runs scored, five doubles, three homers, and 14 RBIs in nine games...had two hits, including a two-run homer (his first as a Tiger), at East Carolina on Feb. 28...hit a two-run homer at #5 South Carolina on Mar. 6...had two hits, including a home run, and scored three runs against #7 Auburn on Mar. 12...hit a two-run homer and double against Coastal Carolina on Mar. 16...had his 12-game hitting streak come to an end at Texas Tech on Mar. 21...missed 12 games from late March to early April due to a finger injury...hit a double, single, and scored two runs at #6 South Carolina on Apr. 14...drove in the tying run with a two-out bunt single in the seventh inning and scored the winning run in the ninth inning after starting the rally with a single against N.C. State on Apr. 23...hit two doubles and scored two runs against #24 Florida State on May 3...bounced the game-winning, walkoff single over the shortstop to plate Brad McCann in the ninth inning against Charleston Southern on May 5...had his first career three-hit game against #24 Central Florida on May 7...went 4-for-6 with two doubles and three RBIs against #5 Georgia Tech in the ACC Tournament on May 27; one of the doubles was a key two-run shot that tied the score with two outs in the bottom of the ninth inning...went 3-for-5 with a double and two runs scored against #20 North Carolina in the ACC Tournament on May 28...an All-ACC Tournament selection who was 10-for-20 (.500) with seven runs scored, three doubles, and four RBIs in four games...hit a double and home run, and scored two runs along with three RBIs against Birmingham-Southern in the Athens Regional on Jun. 4...had two hits, including a homer, and drove in three runs against Birmingham-Southern in the Athens Regional on Jun. 5...hit a double, three-run homer, scored three runs, and had four RBIs in the first game of a doubleheader at #10 Georgia in the Athens Regional on Jun. 6...named to the Athens Regional All-Tournament team as an outfielder, as he was 7-for-23 (.304) with six runs scored, two doubles, three homers, and 10 RBIs in five games...played for Chatham in the Cape Cod League in the summer, where he hit .238 in 40 games.

**BEFORE CLEMSON:** Transferred from Edmonds Community College in Washington...played on the NWAACC championship team in 2002...coached



by Donnie Marbut at Edmonds Community College...earned team MVP honors at Mount Vernon High School as a junior and senior...all-area and all-league selection as a sophomore, junior, and senior...member of the AAA state basketball championship team as a junior...lettered four times in baseball, three times in tennis, and two times in basketball at Mount Vernon High...coached by Pat Swapp in high school.

**PERSONAL:** His father Dave played baseball at Western Washington...member of the ACC Academic Honor Roll in 2003-04...majoring in sport management...born Travis Keith Storrer on Oct. 2, 1983 in Mount Vernon, WA.

## Storrer's Overall Stats

Year	AVG	G-GS	AB	R	H	2B	3B	HR	RBI	TB	BB	HBP	SF	OB%	SB
2004	.315	53-53	216	49	68	13	2	7	33	106	19	2	0	.376	5-6
2005	.346	66-66	243	46	84	15	2	6	43	121	27	2	2	.412	0-2
2006	.321	52-51	165	29	53	10	1	9	45	92	25	5	4	.417	2-2
<b>Total</b>	<b>.329</b>	<b>171-170</b>	<b>624</b>	<b>124</b>	<b>205</b>	<b>38</b>	<b>5</b>	<b>22</b>	<b>121</b>	<b>319</b>	<b>71</b>	<b>9</b>	<b>6</b>	<b>.401</b>	<b>7-10</b>

## Storrer's ACC Regular-Season Stats


Year	AVG	G-GS	AB	R	H	2B	3B	HR	RBI	TB	BB	HBP	SF	OB%	SB
2004	.254	16-16	63	10	16	3	2	0	3	23	6	0	0	.319	1-1
2005	.321	30-30	106	23	34	6	1	2	17	48	13	2	1	.402	0-1
2006	.318	28-27	88	19	28	7	1	5	26	52	14	2	2	.415	0-0
<b>Total</b>	<b>.304</b>	<b>74-73</b>	<b>257</b>	<b>52</b>	<b>78</b>	<b>16</b>	<b>4</b>	<b>7</b>	<b>46</b>	<b>123</b>	<b>33</b>	<b>4</b>	<b>3</b>	<b>.387</b>	<b>1-2</b>

## Storrer's ACC Tournament Stats

Year	AVG	G-GS	AB	R	H	2B	3B	HR	RBI	TB	BB	HBP	SF	OB%	SB
2004	.500	4-4	20	7	10	3	0	0	4	13	0	1	0	.524	0-0
2005	.313	4-4	16	3	5	1	0	1	3	9	0	0	0	.313	0-0
<b>Total</b>	<b>.417</b>	<b>8-8</b>	<b>36</b>	<b>10</b>	<b>15</b>	<b>4</b>	<b>0</b>	<b>1</b>	<b>7</b>	<b>22</b>	<b>0</b>	<b>1</b>	<b>0</b>	<b>.432</b>	<b>0-0</b>

## Storrer's NCAA Tournament Stats

Year	AVG	G-GS	AB	R	H	2B	3B	HR	RBI	TB	BB	HBP	SF	OB%	SB
2004	.304	5-5	23	6	7	2	0	3	10	18	1	0	0	.333	0-0
2005	.391	6-6	23	5	9	1	0	0	2	10	2	0	0	.440	0-0
<b>Total</b>	<b>.348</b>	<b>11-11</b>	<b>46</b>	<b>11</b>	<b>16</b>	<b>3</b>	<b>0</b>	<b>3</b>	<b>12</b>	<b>28</b>	<b>3</b>	<b>0</b>	<b>0</b>	<b>.388</b>	<b>0-0</b>



## #22 Matt Vaughn

**RHP • R-R • 6-2 • 195 • Fr. • HS**  
**Summerville, SC • Summerville High School**

Has good mental makeup...saw limited action in the second half of the 2006 season, but the coaches like his competitiveness.

**2006:** Had an 0-1 record and 10.12 ERA in 13 appearances (one start)...in 13.1 innings pitched, he allowed 22 hits and seven walks with 15 strikeouts...did not allow a stolen base...held opponents to a .250

batting average with two outs...held opponents to 2-for-11 (.182) with runners on base and two outs...was on the 25-man ACC Tournament roster, but did not travel to Omaha with the team...pitched 2.0 scoreless innings in relief at College of Charleston on Mar. 3; he allowed no hits and no walks with three strikeouts while pitching near his hometown...pitched 2.0 perfect innings in relief with three strikeouts against Elon on March 22...pitched a scoreless inning with a strikeout against Maryland on Apr. 9...pitched a scoreless inning with two strikeouts in the second game of a doubleheader at Duke on May 8.

**BEFORE CLEMSON:** All-state selection and member of the state champions as a sophomore at Summerville High School...lettered four times in baseball and four times in football at Summerville High, where he was coached by Burt Bazzle...attended the same high school as Steven Jackson (2001-04), another tall righty from Summerville who played at Clemson and wore #22.


**PERSONAL:** Member of the ACC Academic Honor Roll in 2005-06...majoring in PRTM...born Matthew Harold Vaughn on Jun. 13, 1986 in Warner Robins, GA.

## Vaughn's Overall Stats

Year	ERA	W-L	G-GS	CG	SHO	SV	IP	H	R	ER	BB	SO
2006	10.12	0-1	13-1	0	0	0	13.1	22	19	15	7	15

## Vaughn's ACC Regular-Season Stats

Year	ERA	W-L	G-GS	CG	SHO	SV	IP	H	R	ER	BB	SO
2006	13.50	0-0	5-0	0	0	0	2.2	7	4	4	0	3



## #6 Stan Widmann

**SS • R-R • 6-0 • 185 • So. • 1VL**  
**Hurst, TX • L.D. Bell High School**

Stepped in to be the everyday starter at shortstop in both of his first two seasons at Clemson...has a strong arm...works extremely hard on the field and in the weightroom...a career .298 hitter in 133 starts...has 19 doubles, three triples, five homers, and 55 RBIs along with 22 stolen bases in 23 attempts.

**2006:** Hit .307 with a .373 on-base percentage in 67 games (all starts at shortstop)...had 12 doubles, two triples, a homer, and was 15-15 on stolen bases...the 15 steals without being thrown out was the second-highest figure in school history...hit .310 in 28 ACC regular-season starts...hit .333 against top-25 ranked teams...had 19 multi-hit games and nine multi-RBI games...had four bunt singles...was 15-for-36 (.417) in the last nine games...hit .349 against lefthanders...hit .343 at home...had 16 two-out RBIs...was 5-for-12 (.417) with 12 RBIs with the bases loaded...hit a team-best .387 in eight NCAA Tournament starts...named to the Clemson Regional All-Tournament team after going 6-for-13 (.462) with two doubles, a homer, and four RBIs in three games...went 3-for-4 with two stolen bases against #25 Kansas on Mar. 10...went 2-for-4 with a double and two RBIs against #12 N.C. State on Mar. 24...went 2-for-3 with a walk and two stolen bases against #12 N.C. State on Mar. 26...went 2-for-4 with a double and three RBIs against Maryland on Apr. 9...went 2-for-3 with a double and a stolen base at Western Carolina on Apr. 11...went 2-for-4 with an RBI against #7 South Carolina on Apr. 12...hit a two-run single at #10 Georgia Tech on Apr. 15...went 3-for-5 with a double and two runs scored against #22 Wake Forest on May 18...went 2-for-4 with an RBI and stolen base against #22 Wake Forest on May 19...hit a two-run double against #22 Wake Forest on May 20...hit a go-ahead, two-run single in the eighth inning in the first game of a doubleheader against #7 Georgia Tech in the ACC Tournament on May 27...went 3-for-5 with a triple and two runs scored against #25 N.C. State in the ACC Tournament on May 28...went 2-for-3 with a two-run homer and a double against North Carolina-Asheville in the Clemson Regional on Jun. 2...went 3-for-5 with two RBIs against Elon in the Clemson Regional on Jun. 3...hit a go-ahead, two-run single with two outs in the eighth inning against #14 Oral Roberts in the Clemson Super Regional on Jun. 10...went 2-for-3 against #5 North Carolina in the College World Series on Jun. 18; he had two of the team's three hits in the game...went 2-for-5 with a double and a stolen base against #2 Cal State Fullerton in the College World Series on Jun. 20...rated as the 32nd-best sophomore in the nation in the preseason by **Baseball America**.

**2005:** Hit .289 with seven doubles, four homers, and 25 RBIs in 66 starts (all at shortstop)...had a team-high five sacrifice flies, seven sacrifice bunts, and six bunt singles...had seven stolen bases in eight attempts...committed just four errors and had a .973 fielding percentage in 30 ACC regular-season games...hit .324 in 32 home games...hit .330 against top-25 ranked teams...went 3-for-4 against #18 California-Irvine on Feb. 26...went 3-for-4 with an RBI at Auburn on Mar. 5...went 3-for-4 with a double and an RBI against Furman on Mar. 16...went 3-for-5 with two bunt singles and two runs scored in the second game of a doubleheader at #6 Florida State on Apr. 3...went 2-for-4 with two runs scored and his first career home run against Duke on Apr. 10...went 2-for-3 with two RBIs, including the game-tying, RBI single in the sixth inning, against Virginia on Apr. 15...went 2-for-3 with a triple at #8 South Carolina on Apr. 20...scored three runs and stole home against Elon on Apr. 26...went 2-for-4 with a homer, three RBIs, and three runs scored against #6 Georgia Tech on Apr. 29...went 2-for-3 with two runs scored against #4 Miami (FL) on May 19...hit a two-run homer against #8 Miami (FL) in the ACC Tournament on May 26...had three RBIs against North Carolina A&T in the Clemson Regional on Jun. 3...went 2-for-4 with the go-ahead two-run single with the bases loaded in the seventh inning at #6 Baylor in the Waco Super Regional on Jun. 11...went 2-for-3 with a hit-by-pitch at #6 Baylor in the Waco Super Regional on Jun. 13; he was 4-for-9 with a .583 on-base percentage in three games against the team from his nearby hometown...played for Euless in the Texas Collegiate League in the summer, where he hit .239 in 109 at-bats (32 games)...rated as the fifth-best newcomer in the ACC and the 14th-best freshman in the nation in the preseason by **Baseball America**.

**BEFORE CLEMSON:** Lettered four times in baseball at L.D. Bell High School, where he was coached by Paul Gibson...played in an All-America game in All-



buquerque, NM after his senior season...all-state selection as a senior...chosen to play in the inaugural AFLAC All-American High School Baseball Classic in Fort Myers, FL prior to his senior season.

**PERSONAL:** Majoring in sport management...first Tiger from the state of Texas since 1993...born Stanley Ray Widmann on Aug. 25, 1985 in Fort Worth, TX.

## Widmann's Overall Stats

Year	AVG	G-GS	AB	R	H	2B	3B	HR	RBI	TB	BB	HBP	SF	OB%	SB
2005	.289	66-66	232	36	67	7	1	4	25	88	17	1	5	.333	7-8
2006	.307	67-67	241	39	74	12	2	1	30	93	24	2	1	.373	15-15
<b>Total</b>	<b>.298</b>	<b>133-133</b>	<b>473</b>	<b>75</b>	<b>141</b>	<b>19</b>	<b>3</b>	<b>5</b>	<b>55</b>	<b>181</b>	<b>41</b>	<b>3</b>	<b>6</b>	<b>.354</b>	<b>22-23</b>

## Widmann's ACC Regular-Season Stats


Year	AVG	G-GS	AB	R	H	2B	3B	HR	RBI	TB	BB	HBP	SF	OB%	SB
2005	.257	30-30	109	20	28	3	0	3	12	40	7	0	3	.294	2-2
2006	.310	28-28	100	17	31	7	0	0	16	38	9	2	0	.378	8-8
<b>Total</b>	<b>.282</b>	<b>58-58</b>	<b>209</b>	<b>37</b>	<b>59</b>	<b>10</b>	<b>0</b>	<b>3</b>	<b>28</b>	<b>78</b>	<b>16</b>	<b>2</b>	<b>3</b>	<b>.335</b>	<b>10-10</b>

## Widmann's ACC Tournament Stats

Year	AVG	G-GS	AB	R	H	2B	3B	HR	RBI	TB	BB	HBP	SF	OB%	SB
2005	.308	4-4	13	2	4	0	0	1	3	7	2	0	0	.400	1-1
2006	.286	5-5	21	6	6	0	1	0	3	8	1	0	1	.304	2-2
<b>Total</b>	<b>.294</b>	<b>9-9</b>	<b>34</b>	<b>8</b>	<b>10</b>	<b>0</b>	<b>1</b>	<b>1</b>	<b>6</b>	<b>15</b>	<b>3</b>	<b>0</b>	<b>1</b>	<b>.342</b>	<b>3-3</b>

## Widmann's NCAA Tournament Stats

Year	AVG	G-GS	AB	R	H	2B	3B	HR	RBI	TB	BB	HBP	SF	OB%	SB
2005	.316	6-6	19	4	6	0	0	0	5	6	4	1	1	.440	2-2
2006	.387	8-8	31	2	12	3	0	1	6	18	2	0	0	.424	1-1
<b>Total</b>	<b>.360</b>	<b>14-14</b>	<b>50</b>	<b>6</b>	<b>18</b>	<b>3</b>	<b>0</b>	<b>1</b>	<b>11</b>	<b>24</b>	<b>6</b>	<b>1</b>	<b>1</b>	<b>.431</b>	<b>3-3</b>



## #31 P.J. Zocchi

**RHP • R-R • 5-11 • 205 • \*So. • 1VL**  
**Bronx, NY • Iona Prep School**

Has a 7-0 career record, 3.14 ERA, and one save in 25 appearances (10 starts) over three seasons...in 80.1 innings pitched, he has allowed 78 hits and 34 walks with 76 strikeouts.

**2006:** Had a 6-0 record, 2.81 ERA, and one save in 18 appearances (seven starts)...in 67.1 innings pitched, he allowed 65 hits and 26 walks with 66

strikeouts...Clemson had a 6-1 record in his seven starts...allowed just one stolen base in five attempts...only allowed five of 16 inherited baserunners to score, including none of the last seven...in his last eight appearances, which included three starts, he had a 3-0 record with a save and a 1.24 ERA in 36.1 innings pitched; he also allowed just 28 hits, five runs, and nine walks with 32 strikeouts...held righthanded batters to a .212 batting average...had a 5-0 record and 2.75 ERA in seven starts...had a 3-0 record and team-best 1.72 ERA in 15.2 innings pitched on opponents' home fields...did not hit a batter...had a team-high three pickoffs...had a 1.64 ERA in 22.0 innings pitched in April and 0.55 ERA in 16.1 innings pitched in May, both team-bests...had a 2.45 ERA in two NCAA Tournament appearances and 2.08 ERA in four postseason appearances, both team-bests...struck out three in 1.0 scoreless inning pitched in relief against James Madison on Feb. 19...pitched 1.1 scoreless innings in relief against Mercer on Feb. 24...in his first career start on the road, he pitched 6.0 innings to earn the win at College of Charleston on Mar. 3; he allowed five hits, no runs, and two walks with four strikeouts...earned the victory despite allowing six runs on eight hits in 5.0 innings pitched against #19 Georgia on Mar. 29; he also struck out six against only one walk in a starting role...pitched 5.0 innings in relief, allowing five hits, one run, and no walks with seven strikeouts against Western Carolina on Apr. 4...pitched 6.0 innings in a starting role, allowing three hits and no earned runs to earn the win at Western Carolina on Apr. 11...pitched 6.0 innings in a starting role, allowing four hits, one run, and two walks with six strikeouts in a no-decision against Furman on Apr. 19...pitched 3.0 scoreless innings in relief, allowing two hits and one walk with four strikeouts against Virginia Tech on Apr. 29...pitched 1.1 scoreless innings in relief with two strikeouts to earn the win in the first game of a doubleheader at Duke on May 8...pitched 8.2 scoreless innings in a starting role, allowing five hits and one walk with eight strikeouts to earn the win against #21 College of Charleston on May 16; in two starts against the Cougars, he pitched 14.2 scoreless innings, allowing 10 hits

and three walks with 12 strikeouts, and won both games...pitched 6.0 innings in a starting role, allowing four hits, one run, and one walk with three strikeouts to earn the win against Wake Forest in the ACC Tournament on May 24; it was his first career postseason appearance...struck out the only batter he faced to pick up his first career save against #25 N.C. State in the ACC Tournament on May 28; therefore he started Clemson's first game of the tourney and ended the last in the Tigers' run to the tourney title...pitched 5.0 innings in relief, allowing six hits, one run, and one walk with three strikeouts against #14 Oral Roberts in the Clemson Super Regional on Jun. 9...pitched 6.0 innings in relief, allowing seven hits, two runs, and two walks with five strikeouts against #2 Cal State Fullerton in the College World Series on Jun. 20.

**2005:** Had a 1-0 record and 5.14 ERA in four appearances (two starts)...had a .231 opponents' batting average in 7.0 innings pitched...held righthanded batters to a .176 batting average...had a 1.42 ERA in 6.1 innings pitched at home...in a scheduled short start, he pitched 2.0 scoreless innings of one-hit ball to earn the win against Western Carolina on Apr. 19...in his first career outing against an ACC team, he pitched 1.1 scoreless innings against #6 Georgia Tech on May 1...played for Keene in the NECBL in the summer, where he was 3-2 with a 3.35 ERA in 43.0 innings pitched (eight starts).

**2004:** Made two relief appearances and one start before his season came to an end with an arm injury against Gardner-Webb on Mar. 3...he figured to be one of the team's most reliable righthanders out of the bullpen...in 6.0 innings pitched over three appearances, he allowed seven hits, three runs, and two walks while striking out seven...in two relief appearances, he allowed no runs, two hits, and no walks while striking out five in 4.0 innings pitched...pitched 3.0 scoreless innings in relief, allowing one hit and no walks while striking out five against Georgia Southern at Greenville, NC on Feb. 29.

**BEFORE CLEMSON:** Had a 25-0 career record and 0.63 ERA at Iona Prep School...named the **New York NewsDay** Athlete/Player-of-the-Year as a senior...First-Team New York City and First-Team Westchester during his senior season...received the Westchester Scholastic Sports Award as a senior...named MVP of the Goodwill Games in 1999...led Iona Prep School to a 28-2 record during his senior year...lettered four times in baseball...coached by Fred Gallo.

**PERSONAL:** Two-time member of the ACC Academic Honor Roll...his mother Susan played basketball at Dominican...pronounced ZAH-chee...majoring in financial management...born Peter James Zocchi on Jun. 19, 1985 in Bronx, NY.

## Zocchi's Overall Stats

Year	ERA	W-L	G-GS	CG	SHO	SV	IP	H	R	ER	BB	SO
2004	4.50	0-0	3-1	0	0	0	6.0	7	3	3	2	7
2005	5.14	1-0	4-2	0	0	0	7.0	6	4	4	6	3
2006	2.81	6-0	18-7	0	0	1	67.1	65	25	21	26	66
<b>Total</b>	<b>3.14</b>	<b>7-0</b>	<b>25-10</b>	<b>0</b>	<b>0</b>	<b>1</b>	<b>80.1</b>	<b>78</b>	<b>32</b>	<b>28</b>	<b>34</b>	<b>76</b>

## Zocchi's ACC Regular-Season Stats

Year	ERA	W-L	G-GS	CG	SHO	SV	IP	H	R	ER	BB	SO
2005	13.50	0-0	2-0	0	0	0	2.0	4	3	3	3	2
2006	4.05	1-0	4-0	0	0	0	6.2	10	6	3	3	10
<b>Total</b>	<b>6.23</b>	<b>1-0</b>	<b>6-0</b>	<b>0</b>	<b>0</b>	<b>0</b>	<b>8.2</b>	<b>14</b>	<b>9</b>	<b>6</b>	<b>6</b>	<b>12</b>

## Zocchi's ACC Tournament Stats

Year	ERA	W-L	G-GS	CG	SHO	SV	IP	H	R	ER	BB	SO
2006	1.42	1-0	2-1	0	0	1	6.1	4	1	1	1	4

## Zocchi's NCAA Tournament Stats

Year	ERA	W-L	G-GS	CG	SHO	SV	IP	H	R	ER	BB	SO
2006	2.45	0-0	2-0	0	0	0	11.0	13	3	3	3	8





# 2006 Clemson Letterman Roster



## Numerical

#	Player	Pos.	B-T	Hgt	Wgt	Cl.	Exp.	Hometown	Previous School
3	Herman Demmink	3B	L-R	5-10	185	Gr.	3VL	Midlothian, VA	Clover Hill HS
4	Taylor Harbin	2B/SS	R-R	5-9	180	So.	1VL	Travelers Rest, SC	Travelers Rest HS
5	Travis Storrer	OF	L-R	6-1	195	Sr.	2VL	Mount Vernon, WA	Edmonds CC
6	Stan Widmann	SS	R-R	6-0	185	So.	1VL	Hurst, TX	L.D. Bell HS
8	Brad Chalk	OF	L-L	6-0	175	So.	1VL	Greer, SC	Riverside HS
9	D.J. Mitchell	OF	R-R	6-1	155	Fr.	HS	Rural Hall, NC	North Forsyth Senior HS
13	Alex Burg	C/OF	R-R	5-11	205	Fr.	HS	Des Moines, WA	Mount Rainier HS
15	John Ingram	INF/OF	R-R	6-1	200	*Jr.	2VL	Alpharetta, GA	Chattahoochee HS
16	Ben Hall	INF	R-R	5-9	185	Sr.	1VL	Ormond Beach, FL	Daytona Beach CC
18	Jason Berken	RHP	R-R	6-0	195	*Jr.	2VL	De Pere, WI	West De Pere HS
20	Stephen Faris	RHP	R-R	6-1	190	Jr.	2VL	Richmond, VA	Tucker HS
21	Tyler Colvin	OF/1B	L-L	6-3	190	Jr.	2VL	North Augusta, SC	North Augusta HS
22	Matt Vaughn	RHP	R-R	6-2	195	Fr.	HS	Summerville, SC	Summerville HS
23	Tanner Leggett	SS/2B	R-R	5-11	165	*Jr.	1VL	Clemson, SC	Daniel HS
24	Andy D'Alessio	1B	L-R	6-3	215	Jr.	2VL	Naples, FL	Barron Collier HS
29	Adrian Casanova	C	R-R	6-0	200	*Sr.	1VL	Miami, FL	Florida International University
30	Doug Hogan	C	R-R	6-2	195	*So.	1VL	Columbia, SC	Irmo HS
31	P.J. Zocchi	RHP	R-R	5-11	205	*So.	1VL	Bronx, NY	Iona Prep School
35	Marquez Smith	INF	R-R	5-9	200	Jr.	JC	Ocala, FL	Daytona Beach CC
36	Stephen Clyne	RHP	R-R	6-2	200	*Jr.	1VL	Parkland, FL	American Heritage School
40	Alex Martin	LHP	L-L	6-1	185	*Fr.	RS	Charlotte, NC	Providence Senior HS
41	Daniel Moskos	LHP	R-L	6-2	205	So.	1VL	Alta Loma, CA	Damien HS
42	Drew Fiorenza	RHP	R-R	6-1	205	Sr.	1VL	Atlanta, GA	Middle Georgia College
43	Sean Clark	RHP	R-R	6-1	190	*^Gr.	RS	Los Angeles, CA	Chandler-Gilbert (AZ) CC
45	Ryan Hinson	LHP	L-L	6-2	230	Fr.	HS	Rock Hill, SC	Northwestern HS
46	Steve Richard	RHP	R-R	6-2	225	Jr.	TR	Billerica, MA	University of Maine
47	David Kopp	RHP	R-R	6-3	190	So.	1VL	Margate, FL	Coral Springs HS
48	Josh Cribb	RHP	R-R	5-10	190	*Gr.	3VL	Lake View, SC	Lake View HS
50	Chris Howard	RHP	L-R	6-4	200	*So.	1VL	Fort Wayne, IN	Concordia Lutheran HS

### Head Coach:

7 Jack Leggett (13th season • Maine '76)

### Associate Head Coach:

39 Kevin O'Sullivan (8th season • Virginia '91)

### Assistant Head Coach:

10 Tom Riginos (4th season • Stetson '90)

### Volunteer Assistant Coach:

11 Russell Triplett (1st season • Clemson '04)

### Director of Baseball Operations:

51 Denny Oughton (1st season • Pacific Lutheran '95)

### Equipment Manager:

Zac Ramey (Jr. • Kings Mountain, NC)

### Athletic Trainer:

Pat Hassell (1st season • Florida '04)

### Field Manager:

Mike Echols (5th season • Clemson '85)

### Sports Information Contact:

Brian Hennessy (9th season • Clemson '98)

## Pronunciations

21 Tyler **Colvin** ..... COHL-vihn  
 24 Andy **D'Alessio** . duh-LEHS-ee-oh  
 3 Herman **Demmink** .... DEHM-ihnk  
 20 Stephen **Faris** ..... FAYR-ih  
 41 Daniel **Moskos** ..... MAH-skohs

51 Denny **Oughton** ..... OHT-ihn  
 46 Steve **Richard** ..... rih-SHAHRD  
 10 Tom **Riginos** ..... rih-JEEN-uhs  
 35 **Marquez** Smith .... mahr-KWEHZ  
 31 P.J. **Zocchi** ..... ZAH-chee

\* - has spent one season as a red-shirt player; ^ - has a year of eligibility remaining in 2007



# Non-Letterman Roster



## Numerical

#	Player	Pos.	B-T	Hgt	Wgt	Cl.	Exp.	Hometown	Previous School
12	Wilson Boyd	OF	L-L	5-8	160	Fr.	HS	Hickory, NC	Hickory HS
17	Chris Fidrych <sup>o</sup>	LHP	L-L	6-0	205	So.	1VL	Beaufort, SC	Beaufort HS
19	Casey Keen	OF	R-R	5-10	175	Fr.	HS	Covington, LA	Fontainebleau HS
25	Jameson Smith	INF/OF	L-R	5-11	175	Fr.	HS	Fresno, CA	Clovis West HS
28	Chris Allen <sup>o</sup>	RHP	R-R	6-3	205	Jr.	JC	DuBoistown, PA	Lake-Sumter (FL) CC
33	William Bond <sup>o</sup>	LHP	R-L	5-11	175	*Fr.	RS	Lawrenceville, GA	Greater Atlanta Christian School

\* - has spent one season as a red-shirt player; <sup>o</sup> - out for the season due to injury

## Alphabetical

#	Player	Pos.	Cl.
28	Chris Allen <sup>o</sup>	RHP	Jr.
33	William Bond <sup>o</sup>	LHP	*Fr.
12	Wilson Boyd	OF	Fr.
17	Chris Fidrych <sup>o</sup>	LHP	So.
19	Casey Keen	OF	Fr.
25	Jameson Smith	INF/OF	Fr.